

Bellarmine Basketball Quick Facts

Location	Louisville, KY 40205
Founded / Enrollment	1950 / 3,293
Nickname / Colors	Knights / Scarlet & Silver
Conference	ASUN
Home Court	Freedom Hall
President	Dr. Susan M. Donovan
Director of Athletics	Scott Wiegandt
Head Coach	Scott Davenport (16th)
Bellarmine Record	365-111
Overall Record	365-111
Assistant Coach	Doug Davenport (5th)
Assistant Coach	Beau Braden (5th)
Assistant Coach	Al Davis (2nd)
All-Time NCAA Tournament Record	32-22
(20 Appearances, 4 Final Fours, 1 NCAA Title - 2011)	
Important Phone Numbers	
Athletics Office	502-272-8381
Sports Information Office	502-272-8078
SID - John Spugnardi, cell	502-905-0922
Twitter/Instagram	@BUKnightsMBB/@BellarmineMBB

2020-21 SCHEDULE

Date	Opponent	Time
December		
Tues. 4	at No. 6 Duke	L 54-76
Sun. 6	at Howard	W 84-63
Wed. 9	CHATTANOOGA	L 68-77
Wed. 23	at Notre Dame	Noon
January		
Fri. 1	TRANSYLVANIA	7 PM
Sat. 2	MOUNT ST. JOSEPH	5 PM
Fri. 8	LIPSCOMB *	7 PM
Sat. 9	LIPSCOMB *	5 PM
Fri. 15	at Florida Gulf Coast *	7 PM
Sat. 16	at Florida Gulf Coast *	7 PM
Fri. 22	STETSON *	7 PM
Sat. 23	STETSON *	5 PM
Fri. 29	at Kennesaw State *	7 PM
Sat. 30	at Kennesaw State *	2 PM
February		
Fri. 5	JACKSONVILLE *	7 PM
Sat. 6	JACKSONVILLE *	5 PM
Fri. 12	at North Florida *	7 PM
Sat. 13	at North Florida *	5 PM
Fri. 19	NORTH ALABAMA *	7 PM
Sat. 20	NORTH ALABAMA *	5 PM
Fri. 26	at Liberty *	7 PM
Sat. 27	at Liberty *	7 PM
March		
Tues. 2	ASUN Championship	

* - ASUN game
All Times ET



BELLARMINE BASKETBALL

2011 NCAA II Champion • 4 NCAA II Final Fours • 20 NCAA II Tournament Appearances

Bellarmine Knights vs. Notre Dame Irish



Wednesday, December 23 • Noon • Joyce Center, Purcell Pavilion • Notre Dame, IN

MOST RECENT STARTERS

Bellarmine (1-2, 0-0 ASUN)	Ht.	Wt.	Yr.	PPG	RPG	Hometown
F 0 Ethan Claycomb	6-7	205	Sr.	11.3	3.0	Vincennes, IN
F 30 Nick Thelen	6-7	217	So.	7.3	2.3	Edgewood, KY
G 1 Juston Betz	6-3	190	R-Jr.	3.0	1.7	New Albany, IN
G 13 Dylan Penn	6-3	190	Jr.	15.7	2.7	Evansville, IN
G 32 Pedro Bradshaw	6-7	185	Jr.	15.0	7.3	Russellville, KY

Head Coach: Scott Davenport, 16th season at Bellarmine, 365-111 (.766)

Notre Dame (2-4, 0-1 ACC)	Ht.	Wt.	Yr.	PPG	RPG	Hometown
G 2 Trey Wertz	6-5	195	Jr.	18.0	3.5	Charlotte, NC
G 3 Prentiss Hubb	6-3	175	Jr.	16.2	3.8	Upper Marlboro, MD
G 5 Cormac Ryan	6-5	195	Jr.	10.8	4.2	New York, NY
G 23 Dane Goodwin	6-6	200	Jr.	14.3	5.2	Upper Arlington, OH
F 14 Nate Laszewski	6-10	227	Jr.	14.3	8.5	Jupiter, FL

Head Coach: Mike Brey, 21st season at Notre Dame, 439-237 (.652), Overall 538-289

QUICK SHOTS

Site: Purcell Pavilion, Notre Dame, IN
Series: Notre Dame leads 2-0 (12/3/58--ND 87, Bell 55; 12/1/61--ND 71, Bell 52)
Exhibitions: 11/6/06--ND 85, Bell 57; 11/1/19--ND 61, Bell 51
Radio: ESPN Louisville (93.9 FM The Ville); Doug Ormay, play-by-play; Mark Bugg, analyst
Next BU Game: Jan. 1 vs. Transylvania, Freedom Hall; Louisville, KY

WARM-UPS

Coach Scott Davenport is elated to get his Bellarmine Knights squad back on the floor after seeing four games canceled due to COVID issues. Bellarmine last laced them up on Dec. 9 when the Knights made their home debut in Freedom Hall against Chattanooga. Unfortunately for the hosts, the visiting Mocs scorched the nets from beyond the 3-point arc, making 17 triples to turn back the Knights 77-68.

Another thing putting a smile on Davenport's face is seeing a deep and full bench. After injuries and COVID protocols sidelined a number of Knights in the first three outings, all 15 players are expected to suit up against Notre Dame.

If one person on the Bellarmine bench is happier than Davenport to be hitting the hardwood, it could be senior captain CJ Fleming. The Cincinnati native had to miss the first three games of the season only to see his return delayed by multiple game cancellations. One of the top 3-point shooters on the team a year ago, Fleming was a projected starter for the 2020-21 season after making 17 starts a year ago.

Neither the Knights nor the Irish foresaw this game being played as recently as this past weekend. Both teams had late scratches of contests as Notre Dame saw its Tuesday clash at Syracuse canceled, while Bellarmine was originally slated to be playing Miami of Ohio on Wednesday afternoon.

KNIGHT INSIGHTS

- Bellarmine and Notre Dame are meeting for the second year in a row as the Knights made the trip to South Bend a year ago to play the Irish in an exhibition game where the hosts took a 61-51 decision.
- Bellarmine's first-ever Division I win came Dec. 6 at Howard in Washington, D.C., as the Knights captured an 84-63 victory. Due to the pandemic forcing the postponement of fall sports, the win was the first at the DI level for any of BU's former Division II teams.
- Bookended around the Howard game was Bellarmine's first-ever Division I game, at then-No. 6 Duke in Cameron Indoor Stadium, and the Knights' first-ever DI home game, which took place Dec. 9 against Chattanooga in Freedom Hall, BU's new home venue.
- Pedro Bradshaw posted a career-high 22 points against Chattanooga. The junior guard made a career-best 10 field goals in 14 attempts. Junior guard Dylan Penn set a new career high with six assists against the Mocs, while junior guard Juston Betz had a career-best three steals and tied a career high with three assists.
- Penn recorded Bellarmine's first 20-point game in Division I after tallying 22 points against Howard.
- Sophomore guard Alec Pfriem recorded the Knights' first Division I double-double after racking up 14 points and 14 rebounds against Howard.
- Sophomore forward Nick Thelen posted career highs in points (14), field goals (seven) and minutes played (25) against Duke. Thelen is the younger brother of former Bellarmine All-American and 2015 GLVC Player of the Year Jake Thelen.
- Bellarmine is one of four schools who transitioned to Division I in 2020-21, a list that also includes Tarleton State, UC San Diego and Dixie State.
- Bellarmine is the newest member of the ASUN Conference and officially gained entrance to the league on July 1.

**2020-21 Notre Dame Irish Men's Basketball Roster**

NO.	NAME	POS.	HT.	WT.	YR.	HOMETOWN / HIGH SCHOOL / PREVIOUS
2	Trey Wertz	G	6-5	195	Jr.	Charlotte, NC / Providence Day School
3	Prentiss Hubb	G	6-3	175	Jr.	Upper Marlboro, MD / Gonzaga
5	Cormac Ryan	G	6-5	195	Jr.	New York, NY / Milton Academy (MA)
11	Juwan Durham	F	6-11	231	Grad.	Tampa, FL / Tampa Prep
12	Tony Sanders Jr.	G	6-7	202	Fr.	Miami, FL / Gulliver Prep
13	Nikola Djogo	G	6-8	230	Grad	Hamilton, Ontario / Athlete Institute Prep
14	Nate Laszewski	F	6-10	227	Jr.	Jupiter, FL / Northfield Mount Herman (MA)
22	Elijah Taylor	F	6-8	231	Fr.	Philadelphia, PA / Imhotep Charter
23	Dane Goodwin	G	6-6	200	Jr.	Upper Arlington, OH / Upper Arlington
24	Robby Carmody	G	6-4	215	Jr.	Mars, PA / Mars Area
25	Matt Zona	F	6-9	243	Fr.	Blauvelt, NY / Bergen Catholic
31	Elijah Morgan	G	6-1	165	Soph.	New Orleans, LA / Jesuit

Head Coach: Mike Brey | Assistants/Staff: Rod Balanis, Ryan Humphrey, Scott Martin Harold Swanagan

**ABOUT NOTRE DAME**

Notre Dame dropped to 2-4 on the season after falling 88-78 to Purdue in its last outing, which came Saturday afternoon at The Crossroads Classic at Bankers Life Fieldhouse in Indianapolis

The Boilermakers came away with the win despite the Irish knocking down 16 treys in the game and junior Trey Wertz leading Notre Dame with a career-high 27 points and racking up five assists.

The Notre Dame schedule has been a virtual who's who of college basketball so far this season. The Irish opened the season at perennial power Michigan State, falling by 10 to the Spartans. Notre Dame then rebounded by turning back Detroit Mercy 78-70 but was clipped 90-85 by Ohio State in the Big 10/ACC Challenge. The Irish then recorded a rare victory at Rupp Arena by sliding past the host Kentucky Wildcats 64-63 on Dec. 12.

Bellarmine and Notre Dame have one common opponent in the early going with both teams falling to Duke. The Blue Devils defeated Bellarmine 84-63 in the Knights' DI debut at Cameron Indoor Stadium on Dec. 4. The ACC powerhouse also notched a double-digit win over Notre Dame, taking a 75-65 decision in Purcell Pavilion on Dec. 16.

Notre Dame features a balanced scoring attack with five players averaging in double digits. The Irish also have an experience club, starting five juniors in their last outing against Purdue. Of particular concern to the Knights will be the outside shooting of Notre Dame. In its two losses, Bellarmine has been susceptible to the deep ball, and the Irish come in ranked 12th in the nation in 3-point shooting at 41.1 percent.

Wertz, a transfer from Santa Clara, has been particularly dangerous since becoming eligible after the NCAA's blanket transfer waiver earlier this month. In his two games with Notre Dame, the 6-5 guard is averaging 18 points a game and has connected on six of 11 3-pointers (54.5%). Prentiss Hubb, meanwhile, has canned 17 of his 46 triples and is putting up 16.2 points per game.

**BELLARMINE JOINS DIVISION I**

On July 1, 2020, Bellarmine University celebrated the elevation of its athletics program from NCAA Division II to NCAA Division I, making Bellarmine the only private DI university in Kentucky and one of only a handful of DI Catholic universities in the South.


All 22 of the Knights' varsity sports programs now compete in Division I, including 17 in the ASUN Conference.

Bellarmine's move to DI was announced in the summer of 2019 as one of the first major initiatives in the university's strategic plan. Stakeholder studies revealed the university and its student-athletes were well-poised for DI competition. Transitioning to DI extends the university's geographic reach, supports enrollment growth, improves diversity and achieves better gender balance. Increased exposure enhances institutional awareness and expands partnership opportunities.

Bellarmine teams in the following 17 sports will compete in the ASUN, beginning in the 2020-21 academic year: baseball, men's and women's basketball, men's and women's cross country, men's and women's golf, men's and women's soccer, softball, men's and women's tennis, men's and women's indoor and outdoor track and field and volleyball. Men's lacrosse, which has been a DI program since 2005, will continue as a member of the Southern Conference; wrestling has also joined the Southern Conference; men's and women's swimming will participate in the Coastal Collegiate Sports Association; field hockey will join the Mid-American Conference beginning in 2021-22.

BELLARMINE DIVISION I FIRSTS

Stat	Player	Game
Point	Dylan Penn	at Duke (12.4)
FG	Dylan Penn	at Duke (12.4)
Assist	Alec Pfriem	at Duke (12.4)
Rebound	Juston Betz	at Duke (12.4)
FT Made	Ethan Claycomb	at Duke (12.4)
3-PT	Sam DeVault	at Duke (12.4)
Steal	Juston Betz	at Duke (12.4)
Block	Ethan Claycomb	at Howard (12.6)
20 Pt.	Dylan Penn (22)	at Howard (12.6)
10 Reb.	Alec Pfriem (14)	at Howard (12.6)
Double-Double	Alec Pfriem	at Howard (12.6)
	(14 points, 14 rebounds)	
Dunk	Sam DeVault	vs. Chattanooga (12.9)



NEW HOME IN FREEDOM HALL

As they prepared for their inaugural season in NCAA Division I, the Bellarmine University's men's and women's basketball teams announced they would play their home games in iconic Freedom Hall under a multiyear partnership with Kentucky Venues.

Bellarmine's entire athletics program was elevated to NCAA Division I this summer, with most teams, including the basketball programs, playing in the ASUN Conference. The Knights will now call Freedom Hall - one of college basketball's most storied venues - their home.

With the COVID-19 pandemic limiting seating capacity for the 2020-21 season, Bellarmine began looking for alternate venues for its home basketball games.

Bellarmine Athletic Director Scott Wiegandt said that "Freedom Hall was a natural choice as it's steeped in rich basketball tradition and is minutes from our campus."

"We then saw the obvious benefits of making Freedom Hall a more long-term home for our basketball programs," Wiegandt said. "It has long been considered one of the best places in the world to watch a basketball game and the venue gives us ample room to grow into our new D-I status."

The 18,252-seat Freedom Hall can accommodate 2,700 fans this season under Kentucky Gov. Andy Beshear's recommendation of capping attendance at 15 percent capacity to prevent the spread of COVID-19.

By comparison, Knights Hall seats 2,196 and would have been restricted to just over 300 fans this season. The basketball floor mirrors the one in Knights Hall, which will remain in use for practice and select games. Bellarmine has also added branding throughout Freedom Hall that ensures players and fans feel at home.

Located in the Kentucky Exposition Center and operated by the Kentucky Venues, Freedom Hall has completed numerous upgrades recently that enhances the fan experience, including new lighting in the concourse and arena, renovated suites, state-of-the-art display on the center-hung digital scoreboard and a cutting-edge sound system.

STARTING LINEUPS

12.4 at Duke Betz • Penn • Bradshaw • Claycomb • Thelen
12.6 at Howard Betz • Penn • Bradshaw • Claycomb • Thelen
12.9 vs Chattanooga Betz • Penn • Bradshaw • Claycomb • Thelen

2020-21 Bellarmine University Knights Men's Basketball Roster

NO.	NAME	POS.	HT.	WT.	YR.	HOMETOWN / HIGH SCHOOL / PREVIOUS
0	Ethan Claycomb	F	6-7	205	Sr.	Vincennes, IN / Lincoln / Indiana State
1	Juston Betz	G	6-3	190	R-Jr.	New Albany, IN / Providence
2	Alec Pfriem	G	6-5	205	So.	Cincinnati, OH / Moeller
3	Zac Jennings	G	6-5	205	Fr.	Burlington, KY / Cooper
10	Garrett Tipton	G	6-4	195	R-So.	Columbus, OH / Bishop Hartley
13	Dylan Penn	G	6-3	190	Jr.	Evansville, IN / Reitz Memorial
14	Sam DeVault	F	6-10	220	So.	Evansville, IN / Reitz Memorial / Austin Peay
22	Bash Wieland	G	6-6	205	So.	Cincinnati, OH / Lakota East
23	Hunter Brogan	G	6-4	185	Fr.	Mount Washington, KY / Bullitt East
24	Eli Roberts	F	6-7	220	Fr.	Louisville, KY / Manual
25	CJ Fleming	G	6-0	180	Sr.	Cincinnati, OH / La Salle
30	Nick Thelen	F	6-7	217	So.	Edgewood, KY / Covington Catholic
32	Pedro Bradshaw	G	6-7	185	Jr.	Russellville, KY / Russellville / Eastern Kentucky
33	Baylor Younker	C	6-10	220	R-So.	Knoxville, TN / Grace Christian Academy
34	Drew Comer	G	6-4	185	Rf.	Greensburg, IN / Greensburg

Head Coach: Scott Davenport | Assistant Coaches: Doug Davenport, Beau Braden, Al Davis

PRONUNCIATIONS

Bellarmine	bell-UHR-muhn
2-Alec Pfriem	FREEM ("P" is silent)
22-Bash Wieland	WE-lund
23-Hunter Brogan	BRO-gun (long "O" sound)
30-Nick Thelen	THEE-lun
33-Baylor Younker	YONK-uh

2020-21 OUTLOOK: Scott Davenport built the Bellarmine University men's basketball team into a Division II powerhouse, and now the Knights coach will shepherd the program into a new era in which it will look to make a name for itself at the highest NCAA level. Bellarmine is embarking on its first-ever season in Division I in 2020-21 after the Knights joined the ASUN Conference. Bellarmine arrives in DI after establishing itself over the last decade as one of the premier programs in DII.

In its last season in DII, Bellarmine went 20-8 — its 12th consecutive campaign with at least 20 wins — and earned its 12th consecutive NCAA II Tournament berth — the longest active streak in DII — before the event was canceled due to the pandemic. The Knights were ranked in the top 5 in the NABC poll for 12 weeks, including five at No. 1.

Bellarmine departed DII after capturing the 2011 national title, which marked the first of four trips to the Final Four. (the others being 2012, 2015 and 2017). The Knights dominated the GLVC in the decade, claiming five GLVC Tournament titles and at least a share of six regular-season championships.

Bellarmine did lose four seniors from the 2019-20 squad, including 1,000-point scorers and All-GLVC honorees Alex Cook and Ben Weyer. Guard CJ Fleming and forward Ethan Claycomb are the Knights' lone seniors, its fewest amount since the 2012-13 squad carried just two. Fleming is the team's second-leading returning scorer after averaging 9.6 points per game last season and is its leading returning 3-point shooter (54 3s).

Dylan Penn may be Bellarmine's most heralded returner. The junior guard was cited by Lindy's Sports as a preseason second-team All-ASUN member and is the Knights' leading returning scorer after averaging 11.6 points per game last season while pacing the team in assists (2.7). In addition to Fleming and Penn, Pedro Bradshaw is a third returning starter. The junior guard averaged 9.2 points last season after transferring from Eastern Kentucky and is the team's leading returning rebounder (5.3).

Redshirt junior guard Juston Betz was a regular off the bench for Bellarmine last season, appearing in 26 games. Sophomore guard Alec Pfriem showed promise after shooting 64.7 percent from the floor in 14 appearances. Also returning are: redshirt sophomores Garrett Tipton, a guard, and Baylor Younker, a center; sophomores Bash Wieland, a guard, and Nick Thelen, a forward; and redshirt freshman guard Drew Comer.

Bellarmine's new arrivals include sophomore forward Sam DeVault, a transfer from Austin Peay and former high school teammate of Penn, along with true freshmen Zac Jennings, Hunter Brogan and Eli Roberts. Jennings and Brogan are guards while Roberts is a forward.



RAISING THE BAR: Over their first three games, several Bellarmine players either set or tied career highs. Some of the new or matched high bars include: the six points and three assists against Howard and the three assists and three steals against Chattanooga for junior guard Juston Betz; the 14 points against Duke and four rebounds against Howard for sophomore forward Nick Thelen; the 22 points against Chattanooga for junior guard Pedro Bradshaw; the 14 rebounds against Howard for sophomore guard Alec Pfriem; the six assists against Chattanooga for junior guard Dylan Penn; the three assists against Howard for sophomore guard Bash Wieland; and the six free throws made and attempted against Howard for senior forward Ethan Claycomb.

FAMILY RESEMBLANCE: Sophomore forward Nick Thelen had an impressive season debut against Duke, setting new career highs in points (14), field goals (seven) and minutes played (25) in the contest against the Blue Devils. Standout play from a Thelen is something highly familiar to Knights fan. Nick's brother, Jake, was the GLVC Player of the Year and a consensus All-American in 2015, when he led Bellarmine to the Final Four of the NCAA II Tournament. Underscoring his improvement in the offseason, Nick Thelen's 25 minutes against Duke were just one shy of his total minutes played from last season.

DIVISION I ISN'T NEW FOR SOME: Bellarmine's joining of the ASUN Conference isn't a brand new doorway to Division I for three Knights. It's simply a continuation for Sam DeVault, who this season transferred to Bellarmine from Austin Peay. For Ethan Claycomb and Pedro Bradshaw, it's a re-entryway, as Claycomb transferred from Indiana State three seasons ago and Bradshaw from Eastern Kentucky two seasons ago. DeVault appeared in 16 games for Austin Peay last season and was highly efficient in capitalizing on his chances. The forward converted on 13 of his 17 field-goal attempts (76.5 percent), including 5 of 8 on his 3-point tries (62.5). Bradshaw appeared in 10 games for EKU as a freshman in 2018-19. His top performance for the Colonels came against Brescia, when he nearly recorded a double-double after tallying 14 points and nine rebounds. Claycomb saw action in seven games for Indiana State as a freshman in 2017-18.

VERY YOUNG ENTERING DIVISION I: Bellarmine will look to grow in Division I after transitioning from Division II this season, and the current roster will be heavily involved in that maturation process. In CJ Fleming and Ethan Claycomb, the Knights have only two seniors on the roster. This is the fewest amount since the 2012-13 squad that also boasted just two seniors (Chris Dowe, Jelani Johnson). Every other Bellarmine player will spend at least half of his career at the highest NCAA level. The Knights carry five total upperclassmen; in addition to Fleming and Claycomb, there are three juniors in Dylan Penn, Pedro Bradshaw and Juston Betz.

ARC ENEMY: CJ Fleming has been a danger to opponents from beyond the arc over his career. The senior guard amassed 128 3-pointers over his first three years at Bellarmine. The Cincinnati native is only 12 trifectas shy of cracking the program's all-time top 10 for career 3s. Fleming sank 28 as a freshman, 46 as a sophomore and 54 as a junior. He buried three or more in a game eight times last season. In the regular-season finale against McKendree, Fleming drained 4-of-7 3-point attempts in scoring a career-high 21 points.

IMMEDIATE IMPACT: Pedro Bradshaw transferred to Bellarmine from Eastern Kentucky last season and played a significant role on the Knights. The 6-7 guard averaged 9.2 points and ranked second on the team in rebounding (5.3) and field-goal percentage (54.5). He shot 80 percent from the charity stripe and 42.1 percent from 3-point range. The product of Russellville, Kentucky, scored 13 points or more in each of the last four games. He scored 19 on 8-of-9 shooting in a Jan. 18 win over Lindenwood.

LATE BLOOMER: Ethan Claycomb, one of two seniors on the Knights, transferred to Bellarmine from Indiana State his sophomore year of 2018-19. Last season, over the final seven games, the 6-7 forward put together his best stretch of performances as a Knight. Claycomb scored in double figures four times last season, and three came in that late-season span. He tallied a season-high 14 points against Truman State on Feb. 13, 11 in only 10 minutes against Quincy on Feb. 15 and 10 against Southern Indiana on Feb. 27. In the first 14 games of the year, he sank only two 3-pointers (both in a road outing at UIndy), but in a five-game stretch from Feb. 13-27, he canned 10 of his 18 trifectas on the season.

PENN PAL: When sophomore forward Sam DeVault transferred to Bellarmine from Austin Peay this season, his arrival marked a reunion with junior guard Dylan Penn. The pair played together at Reitz Memorial High School in Evansville, Indiana. When Penn was a senior and DeVault was a junior, the duo led the Tigers to a 20-5 record and a share of the Southern Indiana Athletic Conference regular-season title.



2020-21 ASUN Standings

(As of 12/20)

Team	ASUN	OA
Bellarmine	0-0	1-2
Florida Gulf Coast	0-0	4-2
Jacksonville	0-0	6-4
Kennesaw State	0-0	3-4
Liberty	0-0	7-3
Lipscomb	0-0	4-5
North Alabama	0-0	4-2
North Florida	0-0	1-8
Stetson	0-0	2-4

2020-21 Preseason ASUN Coaches Poll

Place	Team (1st-Place Votes)	Points
1.	Lipscomb (5)	74
2.	Liberty (1)	66
3.	Stetson (2)	64
4.	North Florida (1)	56
5.	FGCU	45
6.	North Alabama	40
7.	Jacksonville	29
8.	Bellarmine	18
9.	Kennesaw State	13

2020-21 Preseason ASUN Media Poll

Place	Team (1st-Place Votes)	Points
1.	Lipscomb (16)	256
2.	Liberty (10)	245
3.	Stetson (4)	202
4.	North Florida (2)	192
5.	FGCU	156
6.	North Alabama	146
7.	Jacksonville	108
8.	Kennesaw State	68
9.	Bellarmine	62

2019-20 ASUN Standings

Team	ASUN	OA
Liberty	13-3	30-4
North Florida	13-3	21-12
Lipscomb	9-7	16-16
Stetson	9-7	16-17
North Alabama	8-8	13-17
Florida Gulf Coast	7-9	10-22
Jacksonville	7-9	14-18
NJIT	6-10	9-21
Kennesaw State	0-16	1-28

ASUN Member Locations

Bellarmine	Louisville, KY
Florida Gulf Coast	Fort Myers, FL
Jacksonville	Jacksonville, FL
Kennesaw State	Kennesaw, GA
Liberty	Lynchburg, VA
Lipscomb	Nashville, TN
North Alabama	Florence, AL
North Florida	Jacksonville, FL
Stetson	DeLand, FL

**BELLARMINE ALL-AMERICANS**

Player	Year(s)
Floyd Smith	1977
Tom Schurfranz	1992
Steve Mercer	1996
Jeremy Kendle	2011, 2012
Braydon Hobbs	2011, 2012
Jake Thelen	2015
Rusty Troutman	2016, 2017
Adam Eberhard	2017, 2018, 2019

BU CONFERENCE POYS

Player	Season	Conf.
Bruce Olliges	1979-80	GLVC
Buddy Cox	1983-84	GLVC
Mike Holmes	1987-88	GLVC
Tom Schurfranz	1991-92	GLVC
Jeremy Kendle	2010-11	GLVC
Braydon Hobbs	2011-12	GLVC
Jake Thelen	2014-15	GLVC

BU ALL-TIME SCORING LEADERS

Player	Years	Points
1. Steve Mercer	1993-97	1,969
2. Floyd Smith	1973-77	1,932
3. Tom Schurfranz	1987-92	1,868
4. Adam Eberhard	2015-19	1,860
5. Jeremy Kendle	2009-12	1,792
6. Chris Dowe	2009-13	1,731
7. Rudy Montgomery	1955-60	1,723
8. Rusty Troutman	2013-17	1,715
9. Braydon Hobbs	2008-12	1,637
10. Clint Davis	1983-87	1,602

BU ALL-TIME REBOUND LEADERS

Player	Years	Rebs.
1. Rudy Montgomery	1956-60	1,345
2. Mike Holmes	1984-88	1,134
3. Tom Schurfranz	1987-92	903
4. Steve Mercer	1993-97	873
5. John Linneman	1967-71	829
6. Chris Renfroe	1974-78	810
7. Tom Hugenberg	1961-65	808
8. George Duncan	1970-74	787
9. Adam Eberhard	2015-19	779
10. Jim Hall	1972-76	768

BU ALL-TIME ASSIST LEADERS

Player	Years	Asts.
1. Braydon Hobbs	2008-12	725
2. Brandy Monks	1987-91	652
3. Adam Eberhard	2015-19	493
4. John Ellington	1988-92	442
5. Brad Bixler	1995-00	401
6. Chris Dowe	2009-13	358
7. Jeremy Kendle	2009-12	357
8. Rusty Troutman	2013-17	337
9. Zach Miller	2000-04	322
10. Marvin Utley	1984-88	314

STATESMEN: Bellarmine's three true freshmen are all products of the state of Kentucky. Guard Zac Jennings is from Burlington and played at Cooper High School; guard Hunter Brogan hails from Mount Washington and competed for Bullitt East; and forward Eli Roberts is a Louisville product who suited up for Manual. Jennings' team was the state runner-up his freshman year as he earned All-Region Tournament accolades. Brogan's squad won a district title and was the regional runner-up his junior year. Roberts was a four-year starter who joined the 1,000-point club at Manual.

BOOKS AND BASKETBALL: Bellarmine's success on the court has unfolded simultaneously with exemplary work in the classroom. Over the last two seasons, the Knights earned the Team Academic All-GLVC Award for achieving a minimum 3.30 team GPA. Bellarmine posted a 3.55 GPA in 2018-19 and a 3.31 mark last season. Eight players garnered Academic All-GLVC recognition last season, including returners Juston Betz, Ethan Claycomb, CJ Fleming, Alec Pfriem and Bash Wieland. Additionally, Betz and Pfriem received the GLVC Brother Gaffney Distinguished Scholar Award, which honors student-athletes who carry a 4.0 GPA for the academic year.

THE ARCHITECT: When Scott Davenport took over Bellarmine in the 2005-06 season, the Knights were coming off four straight losing seasons, including consecutive 9-18 campaigns, the ladder also saddled with a 4-16 GLVC mark. In Davenport's first season, he guided the Knights to a .500 record (14-14) that included an 11-8 finish in the GLVC, good for third place in the East Division. Three years later, Bellarmine went 26-7 overall and 13-5 in league play. It was a breakthrough season for the program and the first of 12 consecutive campaigns in which the Knights accumulated at least 20 wins. BU broke the 30-win threshold in 2010-11 (33, a program record), 2014-15 (31) and 2016-17 (32) and twice achieved 29 victories (2011-12, 2017-18). Primarily playing 18 league games in those years, the Knights racked up at least 12 GLVC wins every go-around in those dozen years. In three of the seasons (2010-11, 2014-15, 2016-17), BU nearly pulled off a perfect league record, posting a 17-1 mark each time. Davenport became the program's all-time winningest coach in a 90-51 romp over former GLVC rival Kentucky Wesleyan on Nov. 13 of 2019.

HARDWARE HEAVEN: In its final 12 seasons in Division II, all under Scott Davenport, Bellarmine filled its trophy case. The ultimate prize came in 2010-11, when the Knights captured the NCAA II Tournament national title. That was the first of four appearances in the Final Four for Bellarmine, which also advanced to the national semifinals in 2012, 2015 and 2017. The Knights clinched berths in the Elite Eight all four of those seasons after earning the top seed — and hosting duties — in the three-round Midwest Regional and subsequently winning the regional title on their then-home court of Knights Hall. Bellarmine hoisted the GLVC Tournament trophy in 2010 and 2011 and then racked up three more titles in 2017, 2018 and 2019. The Knights also secured at least a share of six GLVC regular-season championships, including four straight from 2015-18. They were the outright champions in 2011, 2012, 2017 and 2018.

DANDY DOZEN: In 2019-20, the NCAA II Tournament field was announced before it was ultimately canceled due to the coronavirus. Bellarmine had earned its 12th straight berth in the "Big Dance," which was the longest active streak in DII. Five were automatic bids after the Knights captured the GLVC Tournament crown and seven were at-large bids. Had the NCAA II Tournament been played, it would have marked Bellarmine's 21st appearance overall in the event. Under Davenport, the Knights captured the 2011 NCAA II Tournament national title and advanced to four Final Fours, four Elite Eights and seven Sweet 16s. In nine of the last 11 years the NCAA II Tournament was played, Bellarmine won at least one game in the event.

SHOOT TO THE TOP: In the broader picture, Bellarmine was renowned nationally as a powerhouse in Division II because of its consistent level of success. For those familiar with the Knights' style of play, most would likely point to passing and shot selection as the *not so* secret of that success. In its final decade in DII, Bellarmine led the nation in field-goal percentage on six occasions, including four of the first five seasons in the decade. Not coincidentally, the 2010-11 national championship team got Bellarmine off on the right foot in the 2010s, topping the country at 52.1 from the field. Over the last 10 years, the Knights finished no lower than sixth. Bellarmine topped out in that span at 54.5 percent in 2018-19; its lowest in the timeframe was 50.5 in 2012-13. In January of 2015, the Knights and their passing-oriented offense was featured in the New York Times in an article titled "Pass to the Open Man! Not Him! The Other One!"



THEY BALLED IN KNIGHTS HALL: In a five-year span from 2014-19, Bellarmine went undefeated in its former home in Knights Hall, building a winning streak that reached 67 games before it was finally snapped. On Dec. 13 of 2014, Bellarmine dropped a 101-96 overtime thriller in Knights Hall to No. 3 Florida Southern, which won the NCAA II national title that season. Bellarmine would not fall again in Knights Hall until Feb. 2 of 2019, when it was edged 80-76 by Southern Indiana. In between, Bellarmine went 15-0 at home in 2015-16, 16-0 in 2016-17 and 13-0 in 2017-18. The 2015 recruiting class finished its tenure 87-2 in Knights Hall.

POWERFUL PRESENCE IN THE POLLS: Starting in the 2007-08 campaign until its final year in Division II, Bellarmine was ranked at least once in the NABC top 25 every season. The Knights rose to as high as No. 2 in 2008-09 and were No. 1 for three weeks in the 2010-11 season that concluded with them hoisting the national championship trophy. Bellarmine also achieved a No. 1 ranking in 2011-12 (for six weeks), 2018-19 (nine weeks) and 2019-20 (five weeks). The Knights garnered at least one top-5 ranking every year since 2010-11. Starting in the 2014-15 season, Bellarmine was ranked in the top 25 for 89 straight weeks, a streak that lasted through the Feb. 4 poll of 2020.


ALL-AMERICAN, ALL THE TIME: In every season except one since 2011, Bellarmine had at least one player earn Division II preseason and/or postseason All-America honors. The impressive string of esteemed accolades began with the 2011 NCAA II national title-winning team as guards Jeremy Kendle and Braydon Hobbs both garnered All-America honors. Kendle and Hobbs repeated as All-Americans in 2012, and Hobbs upped the ante by being named DII's National Player of the Year by the NABC and Basketball Times. In 2013, guard Chris Dowe was cited as a preseason All-American by the Basketball Times. Two years later, in 2015, forward Jake Thelen was lauded as a consensus All-American. Guard Rusty Troutman picked up the mantle in 2016 after reaping All-American plaudits. Both Troutman and forward Adam Eberhard were All-America recipients in 2017, with Eberhard repeating as an All-America selection in both 2018 and 2019. In 2020, forward Ben Weyer was a preseason All-America honoree by Street and Smith's.

CONFERENCE KUDOS: Over its final decade in Division II, Bellarmine claimed a hearty share of major conference awards. Three Knights earned GLVC Player of the Year acknowledgment, as Jeremy Kendle was the recipient of the prize in 2011 followed by Braydon Hobbs in 2012 and Jake Thelen in 2015. BU also wrangled three GLVC Defensive Player of the Year recognitions, which came in succession. George Suggs was lauded in 2016, Al Davis in 2017 and Jarek Coles in 2018. Scott Davenport was frequently singled out by his peers, landing GLVC Coach of the Year notice in 2011, 2012, 2017 and 2018.

HOMECOMING: Freedom Hall may be the new home court of Bellarmine, but it's the old stomping grounds of Coach Scott Davenport. He was an assistant coach at Louisville under Hall of Fame coaches Denny Crum and Rick Pitino from 1996 until 2005 when the Cardinals played in Freedom Hall. Davenport also captured the 1988 Kentucky State High School Athletic Association (KHSAA) title in Freedom Hall when his Ballard Bruins (led by former NBA great Allan Houston) topped Clay County (led by Univ. of Kentucky legend Richie Farmer).

FANTASTIC FIVE: In late September, Bellarmine unveiled its All-Decade Team for Men's Basketball. The members included guards Braydon Hobbs (2008-12), Jeremy Kendle (2009-12) and Rusty Troutman (2013-17) and forwards Jake Thelen (2012-15) and Adam Eberhard (2015-19). All five earned All-America honors in the decade. Eberhard was a three-time All-American while Hobbs, Kendle and Troutman were honored twice. Hobbs, who was named National Player of the Year in 2012 by the NABC and Basketball Times, was voted Player of the Decade in an online poll.

ONCE A KNIGHT, NOW A COLLEGE COACH: Two of Bellarmine's assistant coaches, Doug Davenport and Al Davis, played under Scott Davenport at Bellarmine. Doug (2006-10) is, of course, the head coach's son. He was a senior on the 2009-10 squad that captured the program's first GLVC Tournament title. Davis (2015-17) was the GLVC Defensive Player of the Year his senior campaign when the Knights advanced to the Final Four. Jake Thelen (2012-15), the 2015 GLVC Player of the Year who guided the Knights to a Final Four his senior year, is the director of basketball operations at Georgia. Holding that same position at Eastern Kentucky is Corbin Maynard (2011-15), who made the 2015 All-Midwest Tournament team en route to the Final Four. Yet another member of that Final Four squad, George Suggs (2012-16), who was the 2016 GLVC Defensive Player of the Year, is an assistant coach at McKendree, Bellarmine's former colleague in the GLVC. Parker Chitty (2017-20), a two-time GLVC All-Defensive Team recipient, is a grad assistant at former GLVC counterpart UIIndy.



NABC DII RANKINGS

(Previous Decade)

SEASON	HIGHEST BU RANKING
2019-20	No. 1 (5 weeks)
2018-19	No. 1 (9 weeks)
2017-18	No. 2
2016-17	No. 2
2015-16	No. 3
2014-15	No. 2
2013-14	No. 2
2012-13	No. 4
2011-12	No. 1 (6 weeks)
2010-11	No. 1 (3 weeks)

DII NATIONAL FG PERCENTAGES

(Previous Decade)

SEASON	FG%	BU RANK
2019-20	52.5	4th
2018-19	54.5	1st
2017-18	53.0	2nd
2016-17	53.5	1st
2015-16	51.2	3rd
2014-15	53.5	1st
2013-14	52.9	1st
2012-13	50.5	6th
2011-12	54.2	1st
2010-11	52.1	1st

NCAA II TOURNAMENT FINISHES

(Previous Decade)

SEASON	NCAA II TOURNAMENT
2019-20	NA (Canceled; did earn bid)
2018-19	Sweet 16
2017-18	Second Round
2016-17	Final Four
2015-16	First Round
2014-15	Final Four
2013-14	First Round
2012-13	Sweet 16
2011-12	Final Four
2010-11	NCAA Champion

RECORD/CONFERENCE FINISH

(Previous Decade)

SEASON	CONF.	PLACE
2019-20	13-7 GLVC	t-4th
2018-19	14-4 GLVC	2nd
2017-18	16-2 GLVC	1st East
2016-17	17-1 GLVC	1st East
2015-16	15-3 GLVC	t-1st East
2014-15	17-1 GLVC	t-1st East
2013-14	12-6 GLVC	5th East
2012-13	12-6 GLVC	t-3rd East
2011-12	16-2 GLVC	1st East
2010-11	17-1 GLVC	1st East

**HEAD COACH SCOTT DAVENPORT**

Scott Davenport, the all-time winningest coach at Bellarmine, became the 11th coach in Knights men's basketball history on April 29, 2005.

The 2020-21 season marks Davenport's 16th at Bellarmine.



Prior to Bellarmine's rise to Division I and the ASUN Conference, Davenport built the program into a Division II powerhouse. In his sixth year, he took Bellarmine all the way to the top by leading the Knights to the 2011 NCAA II Tournament national championship. For his efforts, he was named national Coach of the Year by two different organizations: the National Association of Basketball Coaches and the Division II Bulletin.

In 15 seasons in DII at Bellarmine, Davenport amassed an overall record of 364-109 (.770 winning percentage) and a Great Lakes Valley Conference record of 192-65 (.747). The Knights advanced to four Final Fours (2011, 2012, 2015, 2017), captured five GLVC Tournament titles (2010, 2011, 2017, 2018, 2019) and secured at least a share of six GLVC regular-season championships. Before transitioning to DI, Bellarmine carried the nation's longest active streak of consecutive appearances in the DII NCAA Tournament with 12. The Knights won at least 20 games in all 12 of those seasons and reached 30 wins on three occasions.

In addition to his national Coach of the Year honors in 2011, Davenport was named GLVC Coach of the Year in 2011, 2012, 2017 and 2018. He mentored: five DII All-Americans in Braydon Hobbs, Jeremy Kendle, Jake Thelen, Rusty Troutman and Adam Eberhard; three GLVC Player of the Year recipients in Kendle, Hobbs and Thelen; and another GLVC Freshman of the Year and National Player of the Year in Hobbs.

In Bellarmine's final season in DII, Davenport pushed the Knights to their 12th straight berth in the DII NCAA Tournament before the tourney was canceled as a precautionary measure against the coronavirus. Bellarmine went 20-8, racking up its 12th season in a row of at least 20 wins under Davenport.

Bellarmine extended its run of championship seasons under Davenport in 2018-19. The Knights wrangled their third straight GLVC Tournament championship and posted a 28-5 record, marking a third consecutive season with at least 28 wins. Bellarmine earned its 11th straight berth in the NCAA Tournament and advanced to the Sweet 16. The Knights once again led the nation in field-goal percentage, sinking shots at a program record-tying 54.5 percent clip.

Bellarmine had yet another extraordinary season under Davenport in 2017-18. The Knights finished 29-3 and captured their second GLVC Tournament title in a row and fourth overall on Davenport's watch. Bellarmine won an outright

GLVC regular-season championship for the second straight season, marking the fifth consecutive year the Knights won at least a share of the regular-season crown. Davenport was voted GLVC Coach of the Year for the fourth time and guided Bellarmine to a 10th straight appearance in the NCAA Tournament.

In 2016-17, the Knights earned a fourth NCAA Midwest Region title and trip to the Final Four in seven years while going 32-4 in accumulating the second-most wins in program history. The NCAA Tournament appearance represented the program's ninth in a row. Davenport pushed the Knights to an outright GLVC East title and their third GLVC Tournament championship. For his efforts, Davenport was chosen as the GLVC Coach of the Year for a third time.

Davenport guided the Knights to a GLVC East title (15-3) and a 23-7 overall finish in 2015-16. Bellarmine also secured a spot in the NCAA Tournament for the eighth consecutive year.

In 2014-15, Davenport led the Knights to their third Final Four in five years following a GLVC East championship and an NCAA Midwest Regional title. The Knights finished 31-4 overall and 17-1 in the GLVC. The run to the national semifinals of the NCAA Tournament marked Bellarmine's seventh straight appearance in the Big Dance.

The 2011-12 campaign was another outstanding season as the Knights went 29-4 and made their second straight appearance in the Elite Eight and Final Four. Bellarmine captured another GLVC East crown with a 16-2 league mark as Davenport earned co-Coach of the Year honors in the GLVC.

In 2010-11, everything came together as Davenport led Bellarmine to a 33-2 record while capturing the Knights' first national championship in any sport. Among the milestones reached by the 2011 squad were best winning percentage, most wins and most consecutive wins. Davenport's Knights had a 17-1 GLVC regular-season record while competing in arguably the toughest conference division in all of college basketball. His colleagues recognized him for this accomplishment by voting him the GLVC Coach of the Year.

After a breakout 2008-09 season, the nation was beginning to take notice of Bellarmine University. Heading into the 2009-10 season, Sporting News tabbed the Knights as preseason No. 1. The Knights would finish with a 23-9 record and

Coach Davenport at Bellarmine

SEASONS	W-L	CONF.	PLACE
2005-06	14-14	11-8 GLVC	3rd East
2006-07	12-15	8-11 GLVC	6th East
2007-08	17-11	11-8 GLVC	t-4th East
2008-09	26-7	13-5 GLVC	2nd East
2009-10	23-9	12-6 GLVC	3rd East
2010-11	33-2	17-1 GLVC	1st East
2011-12	29-4	16-2 GLVC	1st East
2012-13	24-8	12-6 GLVC	t-3rd East
2013-14	23-8	12-6 GLVC	5th East
2014-15	31-4	17-1 GLVC	t-1st East
2015-16	23-7	15-3 GLVC	t-1st East
2016-17	32-4	17-1 GLVC	1st East
2017-18	29-3	16-2 GLVC	1st East
2018-19	28-5	14-4 GLVC	2nd
2019-20	20-8	13-7 GLVC	t-4th

win the GLVC Tournament championship for the first time in program history.

In the 2008-09 season, Davenport led the Knights to one of the best seasons in Bellarmine basketball history, setting school records for most wins in a season, most games played and highest in-season national ranking. His 26-7 Knights made it to the Sweet 16 of the NCAA Tournament, narrowly losing to the eventual national champion in overtime in the NCAA Midwest Regional final.

In his debut season, Davenport — who inherited a program that had finished last in the GLVC the year before — led his troops to Bellarmine's first .500 finish since 2001, and the first conference tournament appearance since 2002. The following year Davenport's charges went 12-15, which included three losses in the NABC Classic at Freedom Hall against Division I opponents Louisville, Ohio and Saint Joseph's. Improvement continued in 2007-08, as Davenport and the Knights once again finished with a winning record at 17-11 and returned to the GLVC Tournament, where they lost in the first round to eventual champion Drury.

Prior to coming to Bellarmine, Davenport served nine years as an assistant coach at the University of Louisville under national championship-winning Hall of Fame coaches Denny Crum and Rick Pitino. He also served a year as an assistant coach on Mike Pollio's staff at Virginia Commonwealth where he coached alongside future Kentucky coach Tubby Smith.

Before heading to Louisville, Davenport spent 10 seasons as the head boys' coach at Ballard High School, where he won a state championship in 1988 and coached two future NBA players in DeJuan Wheat and Allan Houston.

BU in NCAA II Tourney under Davenport

SEASONS	NCAA II TOURNAMENT
2008-09	Sweet 16
2009-10	Second Round
2010-11	NCAA Champion
2011-12	Final Four
2012-13	Sweet 16
2013-14	First Round
2014-15	Final Four
2015-16	First Round
2016-17	Final Four
2017-18	Second Round
2018-19	Sweet 16
2019-20	NA (Canceled; did earn bid)





O

ETHAN CLAYCOMB

FORWARD • SENIOR • 6-7 • 205

VINCENNES, IN | LINCOLN | INDIANA STATE

HONORS & AWARDS

2018-19 Academic All-GLVC (DII)
2019-20 Academic All-GLVC (DII)

2019-20 - JUNIOR

Appeared in all 28 games with one start and averaged 18.4 minutes...Averaged 4.5 points and 2.4 rebounds while shooting 48.4 percent from the field...Grabbed season-high six rebounds in 97-68 stomping of Saginaw Valley on Nov. 9...Sank 2-of-3 shots and both free throws in 90-51 throttling of Kentucky Wesleyan on Nov. 13...Collected 10 points on 4-for-6 shooting against Southwest Baptist on Jan. 23...Dished out season-high five assists against no turnovers in 77-60 romp over Lewis on Feb. 1...Nailed 5-of-8 shots, including season-best four 3-pointers, in scoring season-high 14 points with four rebounds and three assists against Truman State on Feb. 13...Buried all four of his shots, three of which were 3-pointers, in scoring 11 points with three assists in 90-66 throttling of Quincy on Feb. 15...Knocked down 4-of-6 shots, including a pair of 3s, in scoring 10 points with five rebounds in 78-63 whipping of Southern Indiana on Feb. 27.

2018-19 - SOPHOMORE

In first season at Bellarmine, appeared in 14 games...Made Bellarmine debut and had a rebound in season-opening 73-62 win over Saginaw Valley on Nov. 9...Knocked down a 3-pointer in scoring six points with two assists in 17 minutes in 105-62 punishing of Martin Methodist on Dec. 29...Sank 3-of-5 shots in scoring season-high seven points with season-best three rebounds in 12 minutes in 99-58 throttling of Quincy on Jan. 10...Registered season-high three assists and two rebounds in four minutes in 95-74 blitzing of McKendree on Feb. 16.

BEFORE BELLARMINE

Redshirted his freshman year at Indiana State before seeing limited action in seven games for the Sycamores in the 2017-18 season...Averaged 18.9 points and 7.1 rebounds while making 39 percent of his 3-pointers as a senior at Vincennes Lincoln in Indiana...Led the Alices to a 17-7 record in 2015-16 and was named All Big Eight All-Conference.



2020-21 GAME-BY-GAME STATS

Opponent	Date	GS	MIN	Total		3-Pointers		Free throws		Rebounds				PF	A	T/O	BLK	STL	PTS	AVG
				FG-FGA	PCT	3FG-3FGA	PCT	FT-FTA	PCT	OFF	DEF	TOT	AVG							
at Duke	12/04/2020	*	25:19	5-7	.714	1-1	1.000	2-3	.667	1	1	2	2.0	3	2	2	0	0	13	13.0
at Howard	12/06/2020	*	32:00	2-7	.286	2-6	.333	6-6	1.000	1	1	2	2.0	4	3	3	1	0	12	12.5
Chattanooga	12/09/2020	*	37:13	2-8	.250	1-3	.333	4-4	1.000	0	5	5	3.0	3	3	3	1	1	9	11.3
Totals			3 94:32	9-22	.409	4-10	.400	12-13	.923	2	7	9	3.0	10	8	8	2	1	34	11.3

Player Averages

Games Played	Minutes/game	Points/game	FG Pct	3FG Pct	FT Pct	Rebounds/game	Assists/game	Turnovers/game	Assist/Turnover ratio	Steals/game	Blocks/game
3	31.5	11.3	40.9	40.0	92.3	3.0	2.7	2.7	1.0	0.3	0.7

CAREER HIGHS

Statistic	Value
Points	14 vs Truman 02/13/20
Rebounds	6 vs Saginaw Valley 11/09/19
Assists	5 at Lewis 02/01/20
Steals	3 vs Southern Ind. 03/06/20
Blocks	1 9 times
FG Made	5 vs Truman 02/13/20, at Duke 12/04/20
FG Attempts	8 vs Truman 02/13/20, at Ulndy 12/03/19, vs Chattanooga 12/09/20
3FG Made	4 vs Truman 02/13/20
3FG Attempts	6 vs Truman 02/13/20, at Howard 12/06/20
FT Made	6 at Howard 12/06/20
FT Attempts	6 at Howard 12/06/20

SEASON HIGHS

Points	13	at Duke (12/04/20)
	12	at Howard University (12/6/20)
	9	CHATTANOOGA (12/09/20)
Field Goals Made	5	at Duke (12/04/20)
	2	CHATTANOOGA (12/09/20)
	2	at Howard University (12/6/20)
Field Goal Attempts	8	CHATTANOOGA (12/09/20)
	7	at Howard University (12/6/20)
	7	at Duke (12/04/20)
FG Pct (min 5 made)	.714	(5-7) at Howard University (12/6/20)
3-Point Field Goals Made	2	CHATTANOOGA (12/09/20)
	1	at Duke (12/04/20)
3-Point FG Attempts	6	at Howard University (12/6/20)
	3	CHATTANOOGA (12/09/20)
3-Pt FG Pct (min 2 made)	.333	(2-6) at Howard University (12/6/20)
Free Throws Made	6	at Howard University (12/6/20)
	4	CHATTANOOGA (12/09/20)
Free Throw Attempts	6	at Howard University (12/6/20)
	4	CHATTANOOGA (12/09/20)
FT Pct (min 3 made)	1.000	(6-6) at Howard University (12/6/20)
	1.000	(4-4) CHATTANOOGA (12/09/20)
Rebounds	5	CHATTANOOGA (12/09/20)
	2	at Howard University (12/6/20)
	2	at Duke (12/04/20)
Assists	3	CHATTANOOGA (12/09/20)
	3	at Howard University (12/6/20)
Steals	1	CHATTANOOGA (12/09/20)
Blocked Shots	1	CHATTANOOGA (12/09/20)
	1	at Howard University (12/6/20)
Turnovers	3	CHATTANOOGA (12/09/20)
	3	at Howard University (12/6/20)
Fouls	4	at Howard University (12/6/20)
Minutes	38	CHATTANOOGA (12/09/20)
	32	at Howard University (12/6/20)

CAREER STATS

				Field Goals		3-Point		F-Throws		Rebounds										Scoring	
SEASON	TEAM	GP-GS	MIN/AVG	FG-FGA	FG%	3FG-FGA	3FG%	FT-FTA	FT%	OFF	DEF	TOT	AVG	PF-FO	AST	TO	BLK	STL	PTS	AVG	
2017-18	ISU	7-0	20/2.9	0-4	.000	0-3	.000	0-0	.000	0	1	1	0.1	3-0	1	0	0	1	0	0.0	
2018-19	BU	14-0	75/5.3	8-14	.571	1-6	.167	2-3	.667	5	3	8	0.6	7-0	7	0	1	3	19	1.4	
2019-20	BU	28-1	516/18.4	46-95	.484	18-49	.367	15-22	.682	16	52	68	2.4	44-0	43	23	6	16	125	4.5	
2020-21	BU	3-3	95/31.5	9-22	.409	4-10	.400	12-13	.923	2	7	9	3.0	10-0	8	8	2	1	34	11.3	
TOTAL FOR BU		45-4	686/15.2	63-131	.481	23-65	.354	29-38	.763	23	62	85	1.9	61-0	58	31	9	20	178	4.0	
TOTAL		52-4	706/13.6	63-135	.467	23-68	.338	29-38	.763	23	63	86	1.7	64-0	59	31	9	21	178	3.4	



1

JUSTON BETZ

GUARD • R-JUNIOR • 6-3 • 190

NEW ALBANY, IN | PROVIDENCE HS

HONORS & AWARDS

2017-18 Academic All-GLVC (DII)
 2018-19 Academic All-GLVC (DII)
 2019-20 Academic All-GLVC (DII)
 2019-20 GLVC Brother Gaffney Distinguished Scholar Award (DII)

2019-20 - REDSHIRT SOPHOMORE

Appeared in 26 games and averaged 7.8 minutes while shooting 47.8 percent...Hit both his shots and had a steal in 90-51 throttling of Kentucky Wesleyan on Nov. 13...Sank all four of his free-throw attempts and had four rebounds and two assists in 98-42 romp over Spring Hill on Nov. 27...Tallied three assists, two steals and two rebounds in 95-52 thrashing of Mt. Saint Joseph on Dec. 15...Notched two assists in eight minutes in 77-59 waylaying of Maryville on Feb. 22.

2018-19 - REDSHIRT FRESHMAN

Appeared in 17 games...Had 10 assists against two turnovers...Canned a 3-pointer and had two assists and two rebounds in 105-62 punishing of Martin Methodist on Dec. 29...Drilled a 3-pointer in 96-66 throttling of Indianapolis on Feb. 21.

2017-18 - FRESHMAN

Redshirt.

BEFORE BELLARMINE

Played high school basketball at Providence in Indiana and was a four-year varsity starter...Recognized in Hoosier Basketball Magazine's Top 60...Named All-State and selected first-team All-Area by Courier Journal and News and Tribune as a junior and senior and was second team as a sophomore...Was a Subway Academic All-American and Indiana High School Athletic Association Academic All-State...Chosen as a Courier Journal Athlete of the Week and Battle of the Bridges MVP...Led team in points, rebounds, assists and steals as a junior and senior...Team advanced to Final Four of state tournament junior year and went 22-3 senior year while being ranked No. 1 in Class 2A throughout final season.



2020-21 GAME-BY-GAME STATS

Opponent	Date	GS	MIN	Total		3-Pointers		Free throws		Rebounds											
				FG-FGA	PCT	3FG-3FGA	PCT	FT-FTA	PCT	OFF	DEF	TOT	AVG	PF	A	T/O	BLK	STL	PTS	AVG	
at Duke	12/04/2020	*	30:04	1-3	.333	1-2	.500	0-0	.000	0	4	4	4.0	2	1	1	0	2	3	3.0	
at Howard	12/06/2020	*	36:00	2-3	.667	2-3	.667	0-0	.000	0	1	1	2.5	3	3	1	0	2	6	4.5	
Chattanooga	12/09/2020	*	30:46	0-3	.000	0-1	.000	0-0	.000	0	0	0	1.7	3	3	1	0	3	0	3.0	
Totals		3	96:50	3-9	.333	3-6	.500	0-0	.000	0	5	5	1.7	8	7	3	0	7	9	3.0	

Player Averages

Games Played	Minutes/game	Points/game	FG Pct	3FG Pct	FT Pct	Rebounds/game	Assists/game	Turnovers/game	Assist/Turnover ratio	Steals/game	Blocks/game
3	32.3	3.0	33.3	50.0	0.0	1.7	2.3	1.0	2.3	2.3	0.0

CAREER HIGHS

Statistic	Value
Points	6 at Howard 12/06/20
Rebounds	4 vs Spring Hill 11/27/19, at Duke 12/04/20
Assists	3 vs Mt. St. Joseph 12/15/19, vs Chattanooga 12/09/20, at Howard 12/06/20
Steals	3 vs Chattanooga 12/09/20
Blocks	1 at Lewis 02/01/20
FG Made	2 4 times
FG Attempts	4 at Missouri S&T 02/20/20
3FG Made	2 at Howard 12/06/20
3FG Attempts	3 at Howard 12/06/20
FT Made	4 vs Spring Hill 11/27/19
FT Attempts	4 vs Spring Hill 11/27/19

SEASON HIGHS

Points	6	at Howard University (12/6/20)
Field Goals Made	3	at Duke (12/04/20)
Field Goal Attempts	2	at Howard University (12/6/20)
3-Point Field Goals Made	1	at Duke (12/04/20)
3-Point FG Attempts	3	CHATTANOOGA (12/09/20)
3-Pt FG Pct (min 2 made)	.667 (2-3)	at Howard University (12/6/20)
Rebounds	4	at Duke (12/04/20)
Assists	3	at Howard University (12/6/20)
Steals	3	CHATTANOOGA (12/09/20)
Turnovers	2	at Howard University (12/6/20)
Fouls	1	CHATTANOOGA (12/09/20)
Minutes	36	at Howard University (12/6/20)
	31	CHATTANOOGA (12/09/20)

CAREER STATS

				Field Goals		3-Point		F-Throws		Rebounds									Scoring	
SEASON	TEAM	GP-GS	MIN/AVG	FG-FGA	FG%	3FG-FGA	3FG%	FT-FTA	FT%	OFF	DEF	TOT	AVG	PF-FO	AST	TO	BLK	STL	PTS	AVG
2018-19	BU	17-0	63/3.7	2-7	.286	2-5	.400	2-4	.500	1	7	8	0.5	6-0	10	2	0	1	8	0.5
2019-20	BU	26-0	199/7.7	11-23	.478	0-3	.000	9-13	.692	3	14	17	0.7	15-0	16	14	1	7	31	1.2
2020-21	BU	3-3	97/32.3	3-9	.333	3-6	.500	0-0	.000	0	5	5	1.7	8-0	7	3	0	7	9	3.0
TOTAL		46-3	359/7.8	16-39	.410	5-14	.357	11-17	.647	4	26	30	0.7	29-0	33	19	1	15	48	1.0



2

ALEC PFRIEM

GUARD • SOPHOMORE • 6-5 • 205

CINCINNATI, OH | MOELLER

HONORS & AWARDS

2019-20 GLVC Brother Gaffney Distinguished Scholar Award (DII)
2019-20 Academic All-GLVC (DII)

2019-20 - FRESHMAN

As a freshman, appeared in 14 games with three starts and averaged 10.4 minutes...Shot 64.7 percent (22 of 34) from the floor and averaged 3.6 points and 1.6 rebounds...Made collegiate debut and sank a 3-pointer in 79-62 season-opening victory over Northwood on Nov. 8...Grabbed season-high five rebounds in 98-42 romp over Spring Hill on Nov. 27...Converted all seven of his shots and both free throws in scoring team-high and season-high 16 points with two blocks in 14 minutes in 78-65 victory over Drury on Jan. 25...Canned all four shots in scoring nine points with season-highs of five assists and two steals in 77-60 romp over Lewis on Feb. 1...Tallied 11 points behind 5-of-6 shooting in 83-70 smashing of Missouri S&T on Feb. 20.

BEFORE BELLARMINE

Played high school basketball at Moeller in Ohio...Helped lead Moeller to back-to-back state titles with the 2018-19 team going 29-0...As a senior, averaged 15 points, 7 rebounds and 4 assists a game and was named second-team All-State, first-team All-District and first-team All-City.



2020-21 GAME-BY-GAME STATS

Opponent	Date	GS	MIN	Total		3-Pointers		Free throws		Rebounds				PF	A	T/O	BLK	STL	PTS	AVG
				FG-FGA	PCT	3FG-3FGA	PCT	FT-FTA	PCT	OFF	DEF	TOT	AVG							
at Duke	12/04/2020		18:22	2-3	.667	0-0	.000	1-4	.250	0	4	4	4.0	2	1	4	0	0	5	5.0
at Howard	12/06/2020		22:00	5-8	.625	1-2	.500	3-7	.429	2	12	14	9.0	4	1	0	0	0	14	9.5
Chattanooga	12/09/2020		18:34	2-5	.400	0-2	.000	2-2	1.000	2	5	7	8.3	0	0	0	0	2	6	8.3
Totals		0	58:56	9-16	.563	1-4	.250	6-13	.462	4	21	25	8.3	6	2	4	0	2	25	8.3

Player Averages

Games Played	Minutes/game	Points/game	FG Pct	3FG Pct	FT Pct	Rebounds/game	Assists/game	Turnovers/game	Assist/Turnover ratio	Steals/game	Blocks/game
3	19.6	8.3	56.3	25.0	46.2	8.3	0.7	1.3	0.5	0.7	0.0

CAREER HIGHS

Statistic	Value	
Points	16	vs Drury 01/25/20
Rebounds	14	at Howard 12/06/20
Assists	5	at Lewis 02/01/20
Steals	2	at Lewis 02/01/20, vs Chattanooga 12/09/20
Blocks	2	vs Drury 01/25/20
FG Made	7	vs Drury 01/25/20
FG Attempts	8	at Howard 12/06/20
3FG Made	1	at Missouri S&T 02/20/20, at Howard 12/06/20
3FG Attempts	2	vs Chattanooga 12/09/20, at Howard 12/06/20
FT Made	3	at Howard 12/06/20
FT Attempts	7	at Howard 12/06/20

SEASON HIGHS

Points	14	at Howard University (12/6/20)
	6	CHATTANOOGA (12/09/20)
	5	at Duke (12/04/20)
Field Goals Made	5	at Howard University (12/6/20)
	2	CHATTANOOGA (12/09/20)
	2	at Duke (12/04/20)
Field Goal Attempts	8	at Howard University (12/6/20)
	5	CHATTANOOGA (12/09/20)
FG Pct (min 5 made)	.625	(5-8) at Howard University (12/6/20)
3-Point Field Goals Made	1	at Howard University (12/6/20)
3-Point FG Attempts	2	CHATTANOOGA (12/09/20)
	2	at Howard University (12/6/20)
Free Throws Made	3	at Howard University (12/6/20)
	2	CHATTANOOGA (12/09/20)
Free Throw Attempts	7	at Howard University (12/6/20)
	4	at Duke (12/04/20)
FT Pct (min 3 made)	.429	(3-7) at Howard University (12/6/20)
Rebounds	14	at Howard University (12/6/20)
	7	CHATTANOOGA (12/09/20)
Assists	1	at Howard University (12/6/20)
	1	at Duke (12/04/20)
Steals	2	CHATTANOOGA (12/09/20)
Turnovers	4	at Duke (12/04/20)
Fouls	4	at Howard University (12/6/20)
Minutes	22	at Howard University (12/6/20)
	18	CHATTANOOGA (12/09/20)
	18	at Duke (12/04/20)

DOUBLE-DOUBLES

PFRIEM, Alec 14 pts, 14 reb; at Howard University, 12/6/20

CAREER STATS

				Field Goals		3-Point		F-Throws		Rebounds				Scoring						
SEASON	TEAM	GP-GS	MIN/AVG	FG-FGA	FG%	3FG-FGA	3FG%	FT-FTA	FT%	OFF	DEF	TOT	AVG	PF-FO	AST	TO	BLK	STL	PTS	AVG
2019-20	BU	14-3	143/10.2	22-34	.647	1-3	.333	5-12	.417	6	17	23	1.6	8-0	12	12	2	5	50	3.6
2020-21	BU	3-0	59/19.6	9-16	.563	1-4	.250	6-13	.462	4	21	25	8.3	6-0	2	4	0	2	25	8.3
TOTAL		17-3	202/11.9	31-50	.620	2-7	.286	11-25	.440	10	38	48	2.8	14-0	14	16	2	7	75	4.4



ZAC JENNINGS

BURLINGTON, KY | COOPER

Played high school basketball at Cooper in Kentucky and was a team captain his senior year...As a freshman, named to All-Region Tournament Team as team won 9th Region title and was the state runner-up while going 31-5...Team was three-time district champion and two-time Traditional Bank Holiday Classic champion...Was four-time A-B Honor Roll recipient, graduated cum laude and was voted Homecoming King...Also played baseball for three years...Played AAU basketball for the Shining Stars.



Not Applicable

Games played: 1
Minutes/game: 1.0

Minutes	1	at Howard University (12/6/20)
---------	---	--------------------------------

				Field Goals		3-Point		F-Throws		Rebounds									Scoring	
SEASON	TEAM	GP-GS	MIN/AVG	FG-FGA	FG%	3FG-FGA	3FG%	FT-FTA	FT%	OFF	DEF	TOT	AVG	PF-FO	AST	TO	BLK	STL	PTS	AVG
2020-21	BU	1-0	1/1.0	0-0	.000	0-0	.000	0-0	.000	0	0	0	0.0	0-0	0	0	0	0	0	0.0
TOTAL		1-0	1/1.0	0-0	.000	0-0	.000	0-0	.000	0	0	0	0.0	0-0	0	0	0	0	0	0.0



10

GARRETT TIPTON

GUARD • R-SOPHOMORE • 6-4 • 195

COLUMBUS, OH | BISHOP HARTLEY

2019-20 - REDSHIRT FRESHMAN

Appeared in 15 games with one start and averaged 7.7 minutes...Averaged 2.9 points and shot 48.6 percent from the floor...Hit both his shots in scoring four points with a season-best three rebounds, a season-high three steals and two assists in 13 minutes in 97-68 stomping of Saginaw Valley on Nov. 9...Tallied six points in 10 minutes in 90-51 throttling of Kentucky Wesleyan on Nov. 13...Sank 4-of-6 shots in scoring 11 points in 98-42 romp over Spring Hill on Nov. 27...Knocked down a pair of 3-pointers in 81-57 pounding of Illinois Springfield on Jan. 2...Canned 5-of-8 shots in scoring season-high 13 points in 17 minutes in 78-65 victory over Drury on Jan. 25.

2018-19 - FRESHMAN

Redshirt.

BEFORE BELLARMINE

Played high school basketball at Bishop Hartley in Ohio and was a four-year starter and team captain as a junior and senior...Named All-State, first-team All-District and was the CCL Player of the Year as a senior...Honored as second-team All-District as a freshman and junior...Finished career as No. 3 all-time leading scorer at Bishop Hartley...Reached 1,100 career points and was one of three players in program history to join 1,000-point club...Tallied most minutes played by a four-year student-athlete.



2020-21 GAME-BY-GAME STATS

Not Applicable

CAREER HIGHS

Statistic	Value	
Points	13	vs Drury 01/25/20
Rebounds	3	vs Saginaw Valley 11/09/19
Assists	2	vs Saginaw Valley 11/09/19, vs Spring Hill 11/27/19
Steals	3	vs Saginaw Valley 11/09/19
FG Made	5	vs Drury 01/25/20
FG Attempts	8	vs Drury 01/25/20
3FG Made	2	vs Ill. Springfield 01/02/20, vs Drury 01/25/20
3FG Attempts	3	vs Ill. Springfield 01/02/20, vs Drury 01/25/20
FT Made	2	vs Spring Hill 11/27/19
FT Attempts	2	vs Spring Hill 11/27/19, vs Drury 01/25/20

SEASON HIGHS

Not Applicable

CAREER STATS

				Field Goals		3-Point		F-Throws		Rebounds											Scoring	
SEASON	TEAM	GP-GS	MIN/AVG	FG-FGA	FG%	3FG-FGA	3FG%	FT-FTA	FT%	OFF	DEF	TOT	AVG	PF-FO	AST	TO	BLK	STL			PTS	AVG
2019-20	BU	15-1	114/7.6	18-37	.486	5-14	.357	3-4	.750	4	5	9	0.6	8-0	6	6	0	5			44	2.9
TOTAL		15-1	114/7.6	18-37	.486	5-14	.357	3-4	.750	4	5	9	0.6	8-0	6	6	0	5			44	2.9



13

DYLAN PENN

GUARD • JUNIOR • 6-3 • 190

EVANSVILLE, IN | REITZ MEMORIAL

2019-20 - SOPHOMORE

Led team in assists (2.7), field-goal percentage (55.2) and minutes played (28.4) while ranking second in scoring (11.6) and field goals made (138), tied for second in steals (28) and fourth in rebounding (2.9) and blocked shots (11)...Ranked seventh in GLVC in field-goal percentage...Appeared in all 28 games with 27 starts...Canned 7-of-11 shots in scoring 17 points in 97-68 stomping of Saginaw Valley on Nov. 9...Converted on 10-of-16 shots and all seven free throws in scoring game-high 27 points with seven rebounds in 81-73 win over Lindenwood on Nov. 20...Tallied 14 points and hit game-winning shot in final seconds in 71-69 edging of No. 13 Indianapolis on Dec. 3...Registered game-high 19 points with three steals in 81-63 rout of Christian Brothers on Dec. 18...Notched 20 points behind 7-for-11 shooting from the floor and 6 for 6 from the line in 56-50 win over Lewis on Jan. 4...Poured in 20 points with five rebounds and three assists in 76-60 victory over McKendree on Jan. 9...Chipped in 12 points and three assists in 79-65 win over No. 20 Southern Indiana on Jan. 11...Collected 12 points in 65-60 triumph over No. 18 Missouri-St. Louis on Jan. 16...Piled up game-high 25 points on 11-of-14 shooting, including 3 of 4 from deep, against William Jewell on Feb. 6...Amassed 16 points against Rockhurst on Feb. 8...Produced 12 points, five rebounds and three assists in 90-66 throttling of Quincy on Feb. 15...Turned in 12 points, six rebounds and five assists in 77-59 wlaying of Maryville on Feb. 22...Supplied 10 points, seven rebounds, three assists and three steals in 78-63 whipping of Southern Indiana on Feb. 27...Dropped in 16 points against McKendree on Feb. 29.

2018-19 - FRESHMAN

As a freshman, appeared in 29 games and averaged 9.0 minutes...Averaged 3.6 points and 1.1 rebounds while shooting 60.3 percent...Hit 74.1 percent of his free throws...In collegiate debut, scored six points in eight minutes behind 4-for-4 free-throw shooting in season-opening 73-62 win over Saginaw Valley on Nov. 9...Tallied 11 points and season-high five rebounds in 16 minutes in 105-62 punishing of Martin Methodist on Dec. 29...Converted on six of his nine shots in scoring season-high 13 points with season-best three steals in 12 minutes in 99-58 throttling of Quincy on Jan. 10...Canned all three of his shots and all six of his free throws in scoring 12 points with three assists in 73-65 win over Illinois Springfield on Feb. 14...Amassed 12 points with three assists in 96-66 throttling of Indianapolis on Feb. 21.

BEFORE BELLARMINE

Played high school basketball at Memorial in Indiana and was a four-year starter and three-time team captain...Named first-team All-SIAC as a junior and senior and was second team as a sophomore...Honored with Kiwanis Award as a senior...Averaged 18.0 points, 4.2 rebounds and 3.7 assists senior year...Team captured sectional title freshman year and advanced to regional final and won share of conference title senior year...Was also a track standout at Memorial, winning city, conference and sectional championships in 400.



2020-21 GAME-BY-GAME STATS

Opponent	Date	GS	MIN	Total		3-Pointers		Free throws		Rebounds				PF	A	T/O	BLK	STL	PTS	AVG
				FG-FGA	PCT	3FG-3FGA	PCT	FT-FTA	PCT	OFF	DEF	TOT	AVG							
at Duke	12/04/2020	*	37:16	3-10	.300	0-2	.000	0-0	.000	3	0	3	3.0	1	4	8	0	0	6	6.0
at Howard	12/06/2020	*	36:00	10-15	.667	2-5	.400	0-0	.000	0	3	3	3.0	1	5	5	0	2	22	14.0
Chattanooga	12/09/2020	*	37:54	8-18	.444	0-0	.000	3-3	1.000	0	2	2	2.7	0	6	3	0	0	19	15.7
Totals			3 111:10	21-43	.488	2-7	.286	3-3	1.000	3	5	8	2.7	2	15	16	0	2	47	15.7

Player Averages

Games Played	Minutes/game	Points/game	FG Pct	3FG Pct	FT Pct	Rebounds/game	Assists/game	Turnovers/game	Assist/Turnover ratio	Steals/game	Blocks/game
3	37.1	15.7	48.8	28.6	100.0	2.7	5.0	5.3	0.9	0.7	0.0

CAREER HIGHS

Statistic	Value
Points	27 at Lindenwood (MO) 11/20/19
Rebounds	7 vs Southern Ind. 02/27/20, at Lindenwood (MO) 11/20/19
Assists	6 vs Chattanooga 12/09/20
Steals	3 vs Quincy 01/10/19, vs Southern Ind. 02/27/20, at Christian Brothers 12/18/19
Blocks	1 11 times
FG Made	11 at William Jewell 02/06/20
FG Attempts	18 vs Chattanooga 12/09/20
3FG Made	3 at William Jewell 02/06/20
3FG Attempts	5 at Howard 12/06/20
FT Made	7 at Lindenwood (MO) 11/20/19
FT Attempts	7 at Lindenwood (MO) 11/20/19

SEASON HIGHS

Points	22	at Howard University (12/6/20)
	19	CHATTANOOGA (12/09/20)
	6	at Duke (12/04/20)
Field Goals Made	10	at Howard University (12/6/20)
	8	CHATTANOOGA (12/09/20)
Field Goal Attempts	18	CHATTANOOGA (12/09/20)
	15	at Howard University (12/6/20)
FG Pct (min 5 made)	.667 (10-15)	at Howard University (12/6/20)
	.444 (8-18)	CHATTANOOGA (12/09/20)
3-Point Field Goals Made	2	at Howard University (12/6/20)
3-Point FG Attempts	5	at Howard University (12/6/20)
	2	at Duke (12/04/20)
3-Pt FG Pct (min 2 made)	.400 (2-5)	at Howard University (12/6/20)
Free Throws Made	3	CHATTANOOGA (12/09/20)
Free Throw Attempts	3	CHATTANOOGA (12/09/20)
FT Pct (min 3 made)	1.000 (3-3)	CHATTANOOGA (12/09/20)
Rebounds	3	at Howard University (12/6/20)
	3	at Duke (12/04/20)
Assists	6	CHATTANOOGA (12/09/20)
	5	at Howard University (12/6/20)
Steals	2	at Howard University (12/6/20)
Turnovers	8	at Duke (12/04/20)
Fouls	1	at Howard University (12/6/20)
	1	at Duke (12/04/20)
Minutes	38	CHATTANOOGA (12/09/20)
	37	at Duke (12/04/20)

CAREER STATS

				Field Goals		3-Point		F-Throws		Rebounds									Scoring	
SEASON	TEAM	GP-GS	MIN/AVG	FG-FGA	FG%	3FG-FGA	3FG%	FT-FTA	FT%	OFF	DEF	TOT	AVG	PF-FO	AST	TO	BLK	STL	PTS	AVG
2018-19	BU	29-0	259/8.9	41-68	.603	1-10	.100	20-27	.741	6	25	31	1.1	31-0	26	22	0	7	103	3.6
2019-20	BU	28-27	791/28.2	138-250	.552	5-21	.238	45-69	.652	16	65	81	2.9	47-0	75	49	11	28	326	11.6
2020-21	BU	3-3	111/37.1	21-43	.488	2-7	.286	3-3	1.000	3	5	8	2.7	2-0	15	16	0	2	47	15.7
TOTAL		60-30	1161/19.3	200-361	.554	8-38	.211	68-99	.687	25	95	120	2.0	80-0	116	87	11	37	476	7.9



14

SAM DeVAULT

FORWARD • SOPHOMORE • 6-10 • 220

EVANSVILLE, IN | REITZ MEMORIAL | AUSTIN PEAY

BEFORE BELLARMINE

Played freshman season at Austin Peay in 2019-20...Appeared in 16 games for the Governors and averaged 2.3 points while draining better than 60 percent of his 3-pointers...Played high school basketball at Reitz Memorial in Indiana...As a senior, averaged 14 points and 5.3 rebounds while earning honorable-mention All-State accolades...As a junior, helped lead team to 20-5 record and share of Southern Indiana Athletic Conference regular-season title.



2020-21 GAME-BY-GAME STATS

Opponent	Date	GS	MIN	Total		3-Pointers		Free throws		Rebounds				PF	A	T/O	BLK	STL	PTS	AVG
				FG-FGA	PCT	3FG-3FGA	PCT	FT-FTA	PCT	OFF	DEF	TOT	AVG							
at Duke	12/04/2020		12:57	1-4	.250	1-1	1.000	0-0	.000	0	2	2	2.0	1	0	0	0	1	3	3.0
at Howard	12/06/2020		09:00	3-3	1.000	0-0	.000	2-2	1.000	0	1	1	1.5	1	0	0	0	0	8	5.5
Chattanooga	12/09/2020		14:39	4-6	.667	0-2	.000	0-0	.000	0	0	0	1.0	2	1	1	0	0	8	6.3
Totals		0	36:36	8-13	.615	1-3	.333	2-2	1.000	0	3	3	1.0	4	1	1	0	1	19	6.3

Player Averages

Games Played	Minutes/ game	Points/ game	FG Pct	3FG Pct	FT Pct	Rebounds/ game	Assists/ game	Turnovers/ game	Assist/Turnover ratio	Steals/ game	Blocks/ game
3	12.2	6.3	61.5	33.3	100.0	1.0	0.3	0.3	1.0	0.3	0.0

CAREER HIGHS

Statistic	Value
Points	12 vs Oakland City 11/05/19
Rebounds	7 vs Oakland City 11/05/19
Assists	1 vs Chattanooga 12/09/20
Steals	1 vs Duquesne 12/21/19, at Duke 12/04/20
FG Made	5 vs Oakland City 11/05/19
FG Attempts	7 vs Oakland City 11/05/19
3FG Made	2 vs South Carolina St. 11/25/19
3FG Attempts	2 vs Oakland City 11/05/19, vs South Carolina St. 11/25/19, vs Chattanooga 12/09/20
FT Made	2 vs Oakland City 11/05/19, at Arkansas 12/03/19, at Howard 12/06/20
FT Attempts	2 4 times

SEASON HIGHS

Points	8	CHATTANOOGA (12/09/20)
	8	at Howard University (12/6/20)
	3	at Duke (12/04/20)
Field Goals Made	4	CHATTANOOGA (12/09/20)
	3	at Howard University (12/6/20)
Field Goal Attempts	6	CHATTANOOGA (12/09/20)
	4	at Duke (12/04/20)
3-Point Field Goals Made	1	at Duke (12/04/20)
3-Point FG Attempts	2	CHATTANOOGA (12/09/20)
	1	at Duke (12/04/20)
Free Throws Made	2	at Howard University (12/6/20)
Free Throw Attempts	2	at Howard University (12/6/20)
Rebounds	2	at Duke (12/04/20)
	1	at Howard University (12/6/20)
Assists	1	CHATTANOOGA (12/09/20)
Steals	1	at Duke (12/04/20)
Turnovers	1	CHATTANOOGA (12/09/20)
Fouls	2	CHATTANOOGA (12/09/20)
Minutes	15	CHATTANOOGA (12/09/20)
	13	at Duke (12/04/20)

CAREER STATS

				Field Goals		3-Point		F-Throws		Rebounds				Scoring						
SEASON	TEAM	GP-GS	MIN/AVG	FG-FGA	FG%	3FG-FGA	3FG%	FT-FTA	FT%	OFF	DEF	TOT	AVG	PF-FO	AST	TO	BLK	STL	PTS	AVG
2019-20	APSU	16-0	85/5.3	13-17	.765	5-8	.625	5-6	.833	3	10	13	0.8	10-0	0	4	0	1	36	2.3
2020-21	BU	3-0	37/12.2	8-13	.615	1-3	.333	2-2	1.000	0	3	3	1.0	4-0	1	1	0	1	19	6.3
TOTAL FOR BU		3-0	37/12.2	8-13	.615	1-3	.333	2-2	1.000	0	3	3	1.0	4-0	1	1	0	1	19	6.3
TOTAL		19-0	122/6.4	21-30	.700	6-11	.545	7-8	.875	3	13	16	0.8	14-0	1	5	0	2	55	2.9



22

BASH WIELAND

GUARD • SOPHOMORE • 6-6 • 205

CINCINNATI, OH | LAKOTA EAST

HONORS & AWARDS

2019-20 Academic All-GLVC

2019-20 - FRESHMAN

As a freshman, appeared in nine games and made six of his eight shots...Made collegiate debut and had a basket and rebound in 79-62 season-opening victory over Northwood on Nov. 8...Sank both his shots in scoring five points in four minutes in 98-42 romp over Spring Hill on Nov. 27.

BEFORE BELLARMINE

Played at Lakota East in Ohio...Named GMC Conference and District 15 (Ohio) Player of the Year after after averaging 19.5 points, 4.5 rebounds and 2.0 assists a game and leading Lakota East to district championship...Also earned All-Ohio Special Mention.

**2020-21 GAME-BY-GAME STATS**

Opponent	Date	GS	MIN	Total		3-Pointers		Free throws		Rebounds				PF	A	T/O	BLK	STL	PTS	AVG
				FG-FGA	PCT	3FG-3FGA	PCT	FT-FTA	PCT	OFF	DEF	TOT	AVG							
at Duke	12/04/2020		17:28	1-2	.500	0-1	.000	0-0	.000	0	1	1	1.0	0	2	0	0	0	2	2.0
at Howard	12/06/2020		15:00	1-3	.333	0-1	.000	1-2	.500	0	1	1	1.0	1	3	1	0	0	3	2.5
Chattanooga	12/09/2020		06:06	0-2	.000	0-0	.000	0-0	.000	1	0	1	1.0	0	0	0	0	0	0	1.7
Totals		0	38:34	2-7	.286	0-2	.000	1-2	.500	1	2	3	1.0	1	5	1	0	0	5	1.7

Player Averages

Games Played	Minutes/game	Points/game	FG Pct	3FG Pct	FT Pct	Rebounds/game	Assists/game	Turnovers/game	Assist/Turnover ratio	Steals/game	Blocks/game
3	12.9	1.7	28.6	0.0	50.0	1.0	1.7	0.3	5.0	0.0	0.0

CAREER HIGHS

Statistic	Value
Points	5 vs Spring Hill 11/27/19
Rebounds	2 vs Ky. Wesleyan 11/13/19
Assists	3 at Howard 12/06/20
Steals	1 vs Mt. St. Joseph 12/15/19
Blocks	1 vs Ky. Wesleyan 11/13/19
FG Made	2 vs Spring Hill 11/27/19
FG Attempts	3 at Howard 12/06/20
3FG Attempts	1 at Lewis 02/01/20, at Duke 12/04/20, at Howard 12/06/20
FT Made	2 vs Saginaw Valley 11/09/19
FT Attempts	2 vs Saginaw Valley 11/09/19, vs Spring Hill 11/27/19, at Howard 12/06/20

SEASON HIGHS

Points	3	at Howard University (12/6/20)
	2	at Duke (12/04/20)
Field Goals Made	1	at Howard University (12/6/20)
	1	at Duke (12/04/20)
Field Goal Attempts	3	at Howard University (12/6/20)
	2	CHATTANOOGA (12/09/20)
3-Point FG Attempts	2	at Duke (12/04/20)
	1	at Howard University (12/6/20)
Free Throws Made	1	at Duke (12/04/20)
Free Throw Attempts	2	at Howard University (12/6/20)
Rebounds	1	CHATTANOOGA (12/09/20)
	1	at Howard University (12/6/20)
	1	at Duke (12/04/20)
Assists	3	at Howard University (12/6/20)
	2	at Duke (12/04/20)
Turnovers	1	at Howard University (12/6/20)
Fouls	1	at Howard University (12/6/20)
Minutes	18	at Duke (12/04/20)
	15	at Howard University (12/6/20)

CAREER STATS

				Field Goals		3-Point		F-Throws		Rebounds				Scoring						
SEASON	TEAM	GP-GS	MIN/AVG	FG-FGA	FG%	3FG-FGA	3FG%	FT-FTA	FT%	OFF	DEF	TOT	AVG	PF-FO	AST	TO	BLK	STL	PTS	AVG
2019-20	BU	9-0	34/3.8	6-8	.750	0-1	.000	3-4	.750	1	6	7	0.8	5-0	3	3	1	1	15	1.7
2020-21	BU	3-0	39/12.9	2-7	.286	0-2	.000	1-2	.500	1	2	3	1.0	1-0	5	1	0	0	5	1.7
TOTAL		12-0	72/6.0	8-15	.533	0-3	.000	4-6	.667	2	8	10	0.8	6-0	8	4	1	1	20	1.7



23

HUNTER BROGAN

GUARD • FRESHMAN • 6-4 • 185

MOUNT WASHINGTON, KY | BULLITT EAST

BEFORE BELLARMINE

Played high school basketball at Bullitt East...As a senior, averaged 12 points per game and shot 40 percent from 3-point land in earning team award for best 3-point shooting and shot 84.3 percent from the free-throw line...Team won district title and was 6th Region runner-up his junior year...Traveled to Miami to compete in Junior Orange Bowl Classic his senior year...Played AAU basketball for the Louisville Prospects and averaged 8.0 points, 4.7 rebounds and 1.1 blocks while shooting 42 percent from 3-point range.



2020-21 GAME-BY-GAME STATS

Opponent	Date	gs	min	Total		3-Pointers		Free throws		Rebounds				pf	a	t/o	blk	stl	pts	avg
				fg-fga	pct	3fg-fga	pct	ft-fa	pct	off	def	tot	avg							
at Howard University	12/6/20	1		0-0	.000	0-0	.000	0-0	.000	0	0	0	0.0	1	0	0	0	0	0	0.0
Totals		0	1	0-0	.000	0-0	.000	0-0	.000	0	0	0	0.0	1	0	0	0	0	0	0.0

Games played: 1
Minutes/game: 1.0

CAREER HIGHS

Not Applicable

SEASON HIGHS

Fouls	1	at Howard University (12/6/20)
Minutes	1	at Howard University (12/6/20)

CAREER STATS

				Field Goals		3-Point		F-Throws		Rebounds											Scoring	
SEASON	TEAM	GP-GS	MIN/AVG	FG-FGA	FG%	3FG-FGA	3FG%	FT-FTA	FT%	OFF	DEF	TOT	AVG	PF-FO	AST	TO	BLK	STL	PTS	AVG		
2020-21	BU	1-0	1/1.0	0-0	.000	0-0	.000	0-0	.000	0	0	0	0.0	1-0	0	0	0	0	0	0	0.0	
TOTAL		1-0	1/1.0	0-0	.000	0-0	.000	0-0	.000	0	0	0	0.0	1-0	0	0	0	0	0	0	0.0	



24

ELI ROBERTS

FORWARD • FRESHMAN • 6-7 • 220

LOUISVILLE, KY | MANUAL



BEFORE BELLARMINE

Played high school basketball at Manual in Kentucky...Was a four-year starter and two-year team captain...Earned All-Seventh Region and All-25th District accolades and became member of 1,000-point club...Averaged team-high 10.7 points and was second in rebounding at 5.6 his senior year...Played travel ball for M.A.T.T.S. Mustangs.

2020-21 GAME-BY-GAME STATS

Opponent	Date	gs	min	Total		3-Pointers		Free throws		Rebounds				pf	a	t/o	blk	stl	pts	avg
				fg-fga	pct	3fg-fga	pct	ft-fa	pct	off	def	tot	avg							
at Howard University	12/6/20	1		0-0	.000	0-0	.000	0-0	.000	0	0	0	0.0	0	0	0	0	0	0	0.0
Totals		0	1	0-0	.000	0-0	.000	0-0	.000	0	0	0	0.0	0	0	0	0	0	0	0.0

Games played: 1
Minutes/game: 1.0

CAREER HIGHS

Not Applicable

SEASON HIGHS

Minutes 1 at Howard University (12/6/20)

CAREER STATS

				Field Goals		3-Point		F-Throws		Rebounds				Scoring						
SEASON	TEAM	GP-GS	MIN/AVG	FG-FGA	FG%	3FG-FGA	3FG%	FT-FTA	FT%	OFF	DEF	TOT	AVG	PF-FO	AST	TO	BLK	STL	PTS	AVG
2020-21	BU	1-0	1/1.0	0-0	.000	0-0	.000	0-0	.000	0	0	0	0.0	0-0	0	0	0	0	0	0.0
TOTAL		1-0	1/1.0	0-0	.000	0-0	.000	0-0	.000	0	0	0	0.0	0-0	0	0	0	0	0	0.0



25

CJ FLEMING

GUARD • SENIOR • 6-0 • 180

CINCINNATI, OH | LA SALLE HS

HONORS & AWARDS

2017-18 GLVC All-Freshman Team (DII)
 2017-18 Academic All-GLVC (DII)
 2018-19 Academic All-GLVC (DII)
 2019-20 Academic All-GLVC (DII)

2019-20 - JUNIOR

Tied for team lead in 3-pointers made (54), tied for second in steals (28), ranked third in minutes (27.5) and fourth in scoring (9.6), field-goal percentage (49.3), 3-point percentage (39.7) and field goals made (102)...Averaged 2.0 rebounds and 1.6 assists while shooting 76.9 percent from free-throw line...Appeared in all 28 games with 17 starts...Tallied 18 points behind four 3-pointers and had four rebounds, a season-high three blocks and two steals in 71-69 edging of No. 13 Indianapolis on Dec. 3...Poured in season-high 21 points behind 8-for-11 shooting, including 4 of 7 from 3-point land, against McKendree on Feb. 29.

2018-19 - SOPHOMORE

Finished second in GLVC in 3-point percentage...Led team in steals (33), 3-point percentage (46.9) and free-throw percentage (91.8) while ranking second in 3-pointers made (46)...Averaged 6.9 points and shot 51.1 percent from the field...Appeared in all 33 games with four starts and averaged 23.5 minutes...Supplied season-high 13 points while hitting all three of his 3-point attempts in 74-59 victory over No. 8 Findlay in NCAA Midwest Region semifinals.

2017-18 - FRESHMAN

Appeared in all 32 games logging 18.2 minutes per game...Averaged 4.4 points while shooting 52.1 percent from the floor, 82.4 percent from the free-throw line and 45.2 percent from the 3-point line...Amassed 25 steals.

BEFORE BELLARMINE

Played high school basketball at La Salle in Ohio...Named a McDonald's All-American nominee as a senior, becoming only second player in school history to receive such an honor...Finished second on school's all-time points list while ranking first in 3-pointers made and single-season free-throw percentage...Chosen as co-Player of the Year in the Greater Catholic League his junior and senior year and Player of the Year in the GCL his sophomore year...Selected second-team All-State and first-team All-District as a junior and senior and was All-City three straight years...Team went 83-20 over his four years, losing only three times at home during that span.



2020-21 GAME-BY-GAME STATS

Not Applicable

CAREER HIGHS

Statistic	Value	
Points	21	vs McKendree 02/29/20
Rebounds	6	vs Truman 01/12/19
Assists	6	at Ill. Springfield 01/30/20
Steals	6	at McKendree 02/08/18
Blocks	3	at UIndy 12/03/19
FG Made	8	vs McKendree 02/29/20, vs Mt. St. Joseph 12/15/19
FG Attempts	16	at UIndy 12/03/19
3FG Made	4	5 times
3FG Attempts	11	at UIndy 12/03/19
FT Made	6	at UIndy 02/09/19, vs Barry 12/18/18, vs Saginaw Valley 11/10/17
FT Attempts	6	4 times

SEASON HIGHS

Not Applicable

CAREER STATS

SEASON	TEAM	GP-GS	MIN/AVG	Field Goals		3-Point		F-Throws		Rebounds										Scoring	
				FG-FGA	FG%	3FG-FGA	3FG%	FT-FTA	FT%	OFF	DEF	TOT	AVG	PF-FO	AST	TO	BLK	STL		PTS	AVG
2017-18	BU	32-0	581/18.2	49-94	.521	28-62	.452	14-17	.824	3	43	46	1.4	35-0	39	10	2	25		140	4.4
2018-19	BU	33-4	776/23.5	68-133	.511	46-98	.469	45-49	.918	10	35	45	1.4	51-0	39	22	4	33		227	6.9
2019-20	BU	28-17	771/27.5	102-207	.493	54-136	.397	10-13	.769	10	45	55	2.0	39-0	46	17	7	28		268	9.6
TOTAL		93-21	2127/22.9	219-434	.505	128-296	.432	69-79	.873	23	123	146	1.6	125-0	124	49	13	86		635	6.8



30

NICK THELEN

FORWARD • SOPHOMORE • 6-7 • 217

EDGEWOOD, KY | COVINGTON CATHOLIC

2019-20 - FRESHMAN

As a freshman, appeared in nine games and made five of his seven shots...Made collegiate debut in 79-82 season-opening victory over Northwood on Nov. 8.



2020-21 GAME-BY-GAME STATS

Opponent	Date	GS	MIN	Total		3-Pointers		Free throws		Rebounds				PF	A	T/O	BLK	STL	PTS	AVG
				FG-FGA	PCT	3FG-3FGA	PCT	FT-FTA	PCT	OFF	DEF	TOT	AVG							
at Duke	12/04/2020	*	24:45	7-9	.778	0-0	.000	0-2	.000	1	1	2	2.0	1	1	1	0	0	14	14.0
at Howard	12/06/2020	*	20:00	1-5	.200	0-0	.000	2-4	.500	0	4	4	3.0	1	0	0	0	0	4	9.0
Chattanooga	12/09/2020	*	19:27	0-0	.000	0-0	.000	4-6	.667	0	1	1	2.3	3	0	0	0	0	4	7.3
Totals		3	64:12	8-14	.571	0-0	.000	6-12	.500	1	6	7	2.3	5	1	1	0	0	22	7.3

Player Averages

Games Played	Minutes/game	Points/game	FG Pct	3FG Pct	FT Pct	Rebounds/game	Assists/game	Turnovers/game	Assist/Turnover ratio	Steals/game	Blocks/game
3	21.4	7.3	57.1	0.0	50.0	2.3	0.3	0.3	1.0	0.0	0.0

CAREER HIGHS

Statistic	Value	
Points	14	at Duke 12/04/20
Rebounds	4	at Howard 12/06/20
Assists	1	at Duke 12/04/20
Steals	1	vs Mt. St. Joseph 12/15/19
FG Made	7	at Duke 12/04/20
FG Attempts	9	at Duke 12/04/20
FT Made	4	vs Chattanooga 12/09/20
FT Attempts	6	vs Chattanooga 12/09/20

SEASON HIGHS

Points	14	at Duke (12/04/20)
	4	CHATTANOOGA (12/09/20)
	4	at Howard University (12/6/20)
Field Goals Made	7	at Duke (12/04/20)
	1	at Howard University (12/6/20)
Field Goal Attempts	9	at Duke (12/04/20)
	5	at Howard University (12/6/20)
FG Pct (min 5 made)	.778	(7-9) at Duke (12/04/20)
Free Throws Made	4	CHATTANOOGA (12/09/20)
	2	at Howard University (12/6/20)
Free Throw Attempts	6	CHATTANOOGA (12/09/20)
	4	at Howard University (12/6/20)
FT Pct (min 3 made)	.667	(4-6) CHATTANOOGA (12/09/20)
Rebounds	4	at Howard University (12/6/20)
	2	at Duke (12/04/20)
Assists	1	at Duke (12/04/20)
Turnovers	1	at Duke (12/04/20)
Fouls	3	CHATTANOOGA (12/09/20)
Minutes	25	at Duke (12/04/20)
	20	at Howard University (12/6/20)

CAREER STATS

				Field Goals		3-Point		F-Throws		Rebounds				Scoring						
SEASON	TEAM	GP-GS	MIN/AVG	FG-FGA	FG%	3FG-FGA	3FG%	FT-FTA	FT%	OFF	DEF	TOT	AVG	PF-FO	AST	TO	BLK	STL	PTS	AVG
2019-20	BU	9-0	25/2.8	5-7	.714	0-0	.000	0-0	.000	0	5	5	0.6	0-0	0	2	0	1	10	1.1
2020-21	BU	3-3	64/21.4	8-14	.571	0-0	.000	6-12	.500	1	6	7	2.3	5-0	1	1	0	0	22	7.3
TOTAL		12-3	89/7.5	13-21	.619	0-0	.000	6-12	.500	1	11	12	1.0	5-0	1	3	0	1	32	2.7



32

PEDRO BRADSHAW

GUARD • JUNIOR • 6-7 • 185

RUSSELLVILLE, KY | RUSSELLVILLE | EASTERN KENTUCKY

2019-20 - SOPHOMORE

In first season at Bellarmine, ranked second on team in rebounding (5.3), field-goal percentage (54.5), free throws made (60), free throws attempted (75) and offensive rebounds (50), third in blocked shots (13) and 3-point percentage (42.1), fourth in assists (1.9) and tied for fourth in steals (27)...Ranked ninth in GLVC in field-goal percentage and 12th in free-throw percentage...Averaged 9.2 points and shot 80 percent from the free-throw line...Appeared in all 28 games with 24 starts and averaged 22.5 minutes...In Bellarmine debut, tallied 17 points while hitting 3-of-4 3-pointers and all four free throws and added four rebounds and three assists in 79-62 season-opening victory over Northwood on Nov. 8...Canned 5-of-7 shots in scoring 14 points with six rebounds in 98-42 romp over Spring Hill on Nov. 27...Sank all five of his shots in scoring 10 points with five rebounds, three assists and two steals in 81-63 rout of Christian Brothers on Dec. 18...Racked up 11 points and season-high 12 rebounds in 81-57 pounding of Illinois Springfield on Jan. 2...Hauled in seven rebounds in 79-65 win over No. 20 Southern Indiana on Jan. 11...Poured in season-high 19 points on 8-of-9 shooting in 65-56 win over Lindenwood on Jan. 18...Supplied 11 points and eight rebounds against Indianapolis on Jan. 20...Collected 10 points and seven rebounds against William Jewell on Feb. 6...Produced 10 points and six rebounds against Rockhurst on Feb. 8...Chipped in 10 points and six rebounds in 90-66 throttling of Quincy on Feb. 15...Churned out 14 points, eight rebounds and season-high six assists in 77-59 waylaying of Maryville...Posted 15 points and six rebounds in 78-63 whipping of Southern Indiana...Double-double included 13 points and 11 rebounds against McKendree...Amassed 14 points behind a trio of 3-pointers against Southern Indiana in GLVC Tournament quarterfinals.

BEFORE BELLARMINE

Played the 2018-19 season at Eastern Kentucky after beginning his collegiate career at Belmont (Tenn.)...In high school, played all five positions at Russellville, where he was a Kentucky Mr. Basketball finalist and named first-team All-State by the Courier Journal and Lexington Herald-Leader after averaging 22.1 points and 13.1 rebounds...Guided Russellville to a Fourth Region title his senior campaign and finished his career as the high school's all-time leading scorer (1,938 points) and rebounder (1,169).



2020-21 GAME-BY-GAME STATS

Opponent	Date	GS	MIN	Total		3-Pointers		Free throws		Rebounds				PF	A	T/O	BLK	STL	PTS	AVG
				FG-FGA	PCT	3FG-3FGA	PCT	FT-FTA	PCT	OFF	DEF	TOT	AVG							
at Duke	12/04/2020	*	33:49	3-15	.200	0-2	.000	2-3	.667	1	6	7	7.0	2	2	2	0	1	8	8.0
at Howard	12/06/2020	*	26:00	5-9	.556	3-4	.750	2-2	1.000	5	4	9	8.0	3	5	2	0	1	15	11.5
Chattanooga	12/09/2020	*	35:21	10-14	.714	2-3	.667	0-0	.000	1	5	6	7.3	2	3	2	0	0	22	15.0
Totals		3	95:10	18-38	.474	5-9	.556	4-5	.800	7	15	22	7.3	7	10	6	0	2	45	15.0

Player Averages

Games Played	Minutes/game	Points/game	FG Pct	3FG Pct	FT Pct	Rebounds/game	Assists/game	Turnovers/game	Assist/Turnover ratio	Steals/game	Blocks/game
3	31.7	15.0	47.4	55.6	80.0	7.3	3.3	2.0	1.7	0.7	0.0

CAREER HIGHS

Statistic	Value
Points	22 vs Chattanooga 12/09/20
Rebounds	12 vs Ill. Springfield 01/02/20
Assists	6 at Maryville (MO) 02/22/20
Steals	4 vs Brescia 12/29/18
Blocks	2 at Missouri S&T 02/20/20
FG Made	10 vs Chattanooga 12/09/20
FG Attempts	15 vs Southern Ind. 02/27/20, at Duke 12/04/20
3FG Made	3 vs Northwood 11/08/19, vs Southern Ind. 03/06/20, at Howard 12/06/20
3FG Attempts	4 vs Northwood 11/08/19, vs Southern Ind. 03/06/20, at Howard 12/06/20
FT Made	6 at Maryville (MO) 02/22/20, vs Quincy 02/15/20, vs Uindy 01/20/20
FT Attempts	8 at Maryville (MO) 02/22/20, vs Uindy 01/20/20

SEASON HIGHS

Points	22	CHATTANOOGA (12/09/20)
	15	at Howard University (12/6/20)
	8	at Duke (12/04/20)
Field Goals Made	10	CHATTANOOGA (12/09/20)
	5	at Howard University (12/6/20)
Field Goal Attempts	15	at Duke (12/04/20)
	14	CHATTANOOGA (12/09/20)
FG Pct (min 5 made)	.714 (10-14)	CHATTANOOGA (12/09/20)
	.556 (5-9)	at Howard University (12/6/20)
3-Point Field Goals Made	3	at Howard University (12/6/20)
	2	CHATTANOOGA (12/09/20)
3-Point FG Attempts	4	at Howard University (12/6/20)
	3	CHATTANOOGA (12/09/20)
3-Pt FG Pct (min 2 made)	.750 (3-4)	at Howard University (12/6/20)
	.667 (2-3)	CHATTANOOGA (12/09/20)
Free Throws Made	2	at Howard University (12/6/20)
	2	at Duke (12/04/20)
Free Throw Attempts	3	at Duke (12/04/20)
	2	at Howard University (12/6/20)
Rebounds	9	at Howard University (12/6/20)
	7	at Duke (12/04/20)
Assists	5	at Howard University (12/6/20)
	3	CHATTANOOGA (12/09/20)
Steals	1	at Howard University (12/6/20)
	1	at Duke (12/04/20)
Turnovers	2	CHATTANOOGA (12/09/20)
	2	at Howard University (12/6/20)
	2	at Duke (12/04/20)
Fouls	3	at Howard University (12/6/20)
Minutes	35	CHATTANOOGA (12/09/20)
	34	at Duke (12/04/20)

DOUBLE-DOUBLES

Bradshaw, Pedro	11 pts, 12 reb; ILL. SPRINGFIELD, 01/02/20
Bradshaw, Pedro	13 pts, 11 reb; MCKENDREE, 02/29/20

CAREER STATS

				Field Goals		3-Point		F-Throws		Rebounds										Scoring	
SEASON	TEAM	GP-GS	MIN/AVG	FG-FGA	FG%	3FG-FGA	3FG%	FT-FTA	FT%	OFF	DEF	TOT	AVG	PF-FO	AST	TO	BLK	STL	PTS	AVG	
2018-19	EKU	10-0	72/7.2	10-24	.417	1-6	.167	3-5	.600	7	11	18	1.8	3-0	4	3	2	6	24	2.4	
2019-20	BU	28-24	634/22.6	91-167	.545	16-38	.421	60-75	.800	50	97	147	5.3	38-0	53	42	13	27	258	9.2	
2020-21	BU	3-3	95/31.7	18-38	.474	5-9	.556	4-5	.800	7	15	22	7.3	7-0	10	6	0	2	45	15.0	
TOTAL FOR BU		31-27	729/23.5	109-205	.532	21-47	.447	64-80	.800	57	112	169	5.5	45-0	63	48	13	29	303	9.8	
TOTAL		41-27	801/19.5	119-229	.520	22-53	.415	67-85	.788	64	123	187	4.6	48-0	67	51	15	35	327	8.0	

**33****BAYLOR YOUNKER**

CENTER • R-SOPHOMORE • 6-10 • 220

KNOXVILLE, TN | GRACE CHRISTIAN ACADEMY

2019-20 - REDSHIRT FRESHMAN

Appeared in nine games...Scored five points in 10 minutes in 95-52 thrashing of Mt. Saint Joseph on Dec. 15.

2018-19 - FRESHMAN

Redshirt.

**2020-21 GAME-BY-GAME STATS**

Not Applicable

CAREER HIGHS

Statistic	Value
Points	5 vs Mt. St. Joseph 12/15/19
Rebounds	2 vs Northwood 11/08/19, vs Ill. Springfield 01/02/20
Assists	1 at Missouri S&T 02/20/20
Steals	1 vs Spring Hill 11/27/19
Blocks	1 vs Mt. St. Joseph 12/15/19
FG Made	1 vs Mt. St. Joseph 12/15/19, vs Ill. Springfield 01/02/20
FG Attempts	1 4 times
FT Made	3 vs Mt. St. Joseph 12/15/19
FT Attempts	4 vs Mt. St. Joseph 12/15/19

SEASON HIGHS

Not Applicable

CAREER STATS

				Field Goals		3-Point		F-Throws		Rebounds										Scoring	
SEASON	TEAM	GP-GS	MIN/AVG	FG-FGA	FG%	3FG-FGA	3FG%	FT-FTA	FT%	OFF	DEF	TOT	AVG	PF-FO	AST	TO	BLK	STL		PTS	AVG
2019-20	BU	9-0	45/5.0	2-4	.500	0-0	.000	4-6	.667	1	7	8	0.9	2-0	1	3	1	1		8	0.9
TOTAL		9-0	45/5.0	2-4	.500	0-0	.000	4-6	.667	1	7	8	0.9	2-0	1	3	1	1		8	0.9



34

GUARD • R-FRESHMAN • 6-4 • 185

GREENSBURG, IN | GREENSBURG

Redshirt.

Played high school basketball at Greensburg in Indiana and was a four-year varsity member and three-year starter...As a senior, was named honorable-mention All-State by the Indianapolis Star after averaging 17.7 points, 3.2 rebounds and 2.4 assists while leading team to 24-2 campaign...Piled up more than 1,200 career points



CAREER HIGHS

Opponent	Date			Total		3-Pointers		Free throws		Rebounds										
		gs	min	fg-fga	pct	3fg-fga	pct	ft-fa	pct	off	def	tot	avg	pf	a	t/o	blk	stl	pts	avg
at Howard University	12/6/20		1	0-2	.000	0-0	.000	0-0	.000	0	0	0	0.0	0	0	0	0	0	0	0.0
Totals		0	1	0-2	.000	0-0	.000	0-0	.000	0	0	0	0.0	0	0	0	0	0	0	0.0

Games played: 1
Minutes/game: 1.0
FG Pct: 0.0

Statistic	Value
FG Attempts	2 at Howard 12/06/20

SEASON HIGHS

Field Goal Attempts	2	at Howard University (12/6/20)
Minutes	1	at Howard University (12/6/20)

CAREER STATS

				Field Goals		3-Point		F-Throws		Rebounds									Scoring	
SEASON	TEAM	GP-GS	MIN/AVG	FG-FGA	FG%	3FG-FGA	3FG%	FT-FTA	FT%	OFF	DEF	TOT	AVG	PF-FO	AST	TO	BLK	STL	PTS	AVG
2020-21	BU	1-0	1/1.0	0-2	.000	0-0	.000	0-0	.000	0	0	0	0.0	0-0	0	0	0	0	0	0.0
TOTAL		1-0	1/1.0	0-2	.000	0-0	.000	0-0	.000	0	0	0	0.0	0-0	0	0	0	0	0	0.0



2020-21 NOTRE DAME OVERALL STATS

Game Records

Record	Overall	Home	Away	Neutral
ALL GAMES	2-4	1-2	1-1	0-1
CONFERENCE	0-1	0-1	0-0	0-0
NON-CONFERENCE	2-3	1-1	1-1	0-1

Score by Periods

Team	1st	2nd	OT	TOT
Notre Dame	229	211	0	440
Opponents	218	248	0	466

Team Box Score

No.	Player				Total		3-Point		F-Throw		Rebounds													
		GP-GS	MIN	AVG	FG-FGA	FG%	3FG-FGA	3FG%	FT-FTA	FT%	OFF	DEF	TOT	AVG	PF	DQ	A	TO	BLK	STL	PTS	AVG		
2	WERTZ, Trey	2-1	49:14	24.6	11-20	.550	6-11	.545	8-9	.889	1	6	7	3.5	3	0	6	2	1	0	36	18.0		
03	HUBB, Prentiss	6-6	224:09	37.4	33-88	.375	17-46	.370	14-17	.824	5	18	23	3.8	11	0	24	21	2	6	97	16.2		
14	LASZEWSKI, Nate	6-6	201:49	33.6	28-47	.596	10-19	.526	20-28	.714	10	41	51	8.5	12	0	3	10	2	3	86	14.3		
23	GOODWIN, Dane	6-6	225:01	37.5	33-69	.478	11-24	.458	9-11	.818	8	23	31	5.2	8	0	15	8	2	5	86	14.3		
5	RYAN, Cormac	6-6	220:13	36.7	20-60	.333	13-37	.351	12-13	.923	4	21	25	4.2	12	0	24	12	1	4	65	10.8		
11	DURHAM, Juwan	6-5	143:38	23.9	15-37	.405	0-1	.000	8-8	1.000	10	21	31	5.2	19	1	11	6	13	2	38	6.3		
13	DJOGO, Nikola	4-0	67:39	16.9	5-10	.500	4-9	.444	2-2	1.000	0	7	7	1.8	3	0	4	2	0	1	16	4.0		
31	MORGAN, Elijah	1-0	01:37	1.6	1-2	.500	0-0	.000	1-1	1.000	0	0	0	0.0	0	0	0	0	0	0	3	3.0		
12	SANDERS JR. , Tony	6-0	42:55	7.2	3-7	.429	1-3	.333	0-0	.000	0	1	1	0.2	7	0	0	4	0	0	7	1.2		
25	ZONA, Matt	6-0	23:47	4.0	2-6	.333	0-1	.000	2-4	.500	7	3	10	1.7	4	0	2	0	2	1	6	1.0		
Team											4	11	15					3						
Total		6	1200		151-346	.436	62-151	.411	76-93	.817	49	152	201	33.5	79	1	89	68	23	22	440	73.3		
Opponents		6	1200		176-390	.451	53-139	.381	61-76	.803	68	154	222	37.0	99	1	93	52	26	42	466	77.7		

Team Statistics

	ND	OPP
Scoring	440	466
Points per game	73.3	77.7
Scoring margin	-4.3	-
Field goals-att	151-346	176-390
Field goal pct	.436	.451
3 point fg-att	62-151	53-139
3-point FG pct	.411	.381
3-pt FG made per game	10.3	8.8
Free throws-att	76-93	61-76
Free throw pct	.817	.803
F-Throws made per game	12.7	10.2
Rebounds	201	222
Rebounds per game	33.5	37.0
Rebounding margin	-3.5	-
Assists	89	93
Assists per game	14.8	15.5
Turnovers	68	52
Turnovers per game	11.3	8.7
Turnover margin	-2.7	-
Assist/turnover ratio	1.3	1.8
Steals	22	42
Steals per game	3.7	7.0
Blocks	23	26
Blocks per game	3.8	4.3
Winning streak	0	-
Home win streak	0	-
Attendance	329	3075
Home games-Avg/Game	3-110	2-1538
Neutral site-Avg/Game	-	1-0

Team Results

Date	Opponent		Score	Att.
11/28/2020	at Michigan St.	L	70-80	0
12/06/2020	Detroit Mercy	W	78-70	84
12/08/2020	Ohio St.	L	85-90	156
12/12/2020	at Kentucky	W	64-63	3075
12/16/2020	Duke	L	65-75	89
12/19/2020	vs Purdue	L	78-88	0



2020-21 BELLARMINE OVERALL STATS

Game Records

Record	Overall	Home	Away	Neutral
ALL GAMES	1-2	0-1	1-1	0-0
CONFERENCE	0-0	0-0	0-0	0-0
NON-CONFERENCE	1-2	0-1	1-1	0-0

Score by Periods

Team	1st	2nd	OT	TOT
Bellarmine	106	100	0	206
Opponents	110	106	0	216

Team Box Score

No.	Player				Total		3-Point		F-Throw		Rebounds											
		GP-GS	MIN	AVG	FG-FGA	FG%	3FG-FGA	3FG%	FT-FTA	FT%	OFF	DEF	TOT	AVG	PF	DQ	A	TO	BLK	STL	PTS	AVG
13	PENN, Dylan	3-3	111:10	37.1	21-43	.488	2-7	.286	3-3	1.000	3	5	8	2.7	2	0	15	16	0	2	47	15.7
32	BRADSHAW, Pedro	3-3	95:10	31.7	18-38	.474	5-9	.556	4-5	.800	7	15	22	7.3	7	0	10	6	0	2	45	15.0
0	CLAYCOMB, Ethan	3-3	94:32	31.5	9-22	.409	4-10	.400	12-13	.923	2	7	9	3.0	10	0	8	8	2	1	34	11.3
2	PFRIEM, Alec	3-0	58:56	19.6	9-16	.563	1-4	.250	6-13	.462	4	21	25	8.3	6	0	2	4	0	2	25	8.3
30	THELEN, Nick	3-3	64:12	21.4	8-14	.571	0-0	.000	6-12	.500	1	6	7	2.3	5	0	1	1	0	0	22	7.3
14	DEVAULT, Sam	3-0	36:36	12.2	8-13	.615	1-3	.333	2-2	1.000	0	3	3	1.0	4	0	1	1	0	1	19	6.3
1	BETZ, Juston	3-3	96:50	32.3	3-9	.333	3-6	.500	0-0	.000	0	5	5	1.7	8	0	7	3	0	7	9	3.0
22	WIELAND, Bash	3-0	38:34	12.9	2-7	.286	0-2	.000	1-2	.500	1	2	3	1.0	1	0	5	1	0	0	5	1.7
3	JENNINGS, Zac	1-0	01:00	1.0	0-0	.000	0-0	.000	0-0	.000	0	0	0	0.0	0	0	0	0	0	0	0	0.0
23	BROGAN, Hunter	1-0	01:00	1.0	0-0	.000	0-0	.000	0-0	.000	0	0	0	0.0	1	0	0	0	0	0	0	0.0
24	ROBERTS, Eli	1-0	01:00	1.0	0-0	.000	0-0	.000	0-0	.000	0	0	0	0.0	0	0	0	0	0	0	0	0.0
34	COMER, Drew	1-0	01:00	1.0	0-2	.000	0-0	.000	0-0	.000	0	0	0	0.0	0	0	0	0	0	0	0	0.0
Team											7	7	14					2				
Total		3	600		78-164	.476	16-41	.390	34-50	.680	25	71	96	32.0	44	0	49	42	2	15	206	68.7
Opponents		3	600		74-160	.463	41-93	.441	27-39	.692	22	72	94	31.3	54	1	58	45	11	24	216	72.0

Team Statistics

	BU	OPP
Scoring	206	216
Points per game	68.7	72.0
Scoring margin	-3.3	-
Field goals-att	78-164	74-160
Field goal pct	.476	.463
3 point fg-att	16-41	41-93
3-point FG pct	.390	.441
3-pt FG made per game	5.3	13.7
Free throws-att	34-50	27-39
Free throw pct	.680	.692
F-Throws made per game	11.3	9.0
Rebounds	96	94
Rebounds per game	32.0	31.3
Rebounding margin	+0.7	-
Assists	49	58
Assists per game	16.3	19.3
Turnovers	42	45
Turnovers per game	14.0	15.0
Turnover margin	+1.0	-
Assist/turnover ratio	1.2	1.3
Steals	15	24
Steals per game	5.0	8.0
Blocks	2	11
Blocks per game	0.7	3.7
Winning streak	0	-
Home win streak	0	-
Attendance	853	0
Home games-Avg/Game	1-853	2-0
Neutral site-Avg/Game	-	0-0

Team Results

Date	Opponent		Score	Att.
12/04/2020	at Duke	L	54-76	0
12/06/2020	at Howard	W	84-63	0
12/09/2020	Chattanooga	L	68-77	853



2020-21 BELLARMINE GAME-BY-GAME

				Total		3-Pointers		Free throws		Rebounds											
Opponent	Date	Score		FG-FGA	PCT	3FG-FGA	PCT	FT-FTA	PCT	OFF	DEF	TOT	AVG	PF	A	TO	BLK	STL	PTS	AVG	
at Duke	12/04/2020	54-76	L	23-53	.434	3-9	.333	5-12	.417	8	19	27	27.0	12	13	20	0	4	54	54.0	
at Howard	12/06/2020	84-63	W	29-55	.527	10-21	.476	16-23	.696	13	29	42	34.5	19	20	12	1	5	84	69.0	
Chattanooga	12/09/2020	68-77	L	26-56	.464	3-11	.273	13-15	.867	4	23	27	32.0	13	16	10	1	6	68	68.7	
Total		206		78-164	.476	16-41	.390	34-50	.680	25	71	96	32.0	44	49	42	2	15	206	68.7	
Opponents		216		74-160	.463	41-93	.441	27-39	.692	22	72	94	31.3	54	58	45	11	24	216	72.0	

Bellarmine Averages

Games Played	Points/game	FG Pct	3FG Pct	FT Pct	Rebounds/game	Assists/game	Turnovers/game	Assist/Turnover ratio	Steals/game	Blocks/game
3	68.7	47.6	39.0	68.0	32.0	16.3	14.0	1.2	5.0	0.7

2020-21 OPPONENT GAME-BY-GAME

				Total		3-Pointers		Free throws		Rebounds											
Opponent	Date	Score		FG-FGA	PCT	3FG-FGA	PCT	FT-FTA	PCT	OFF	DEF	TOT	AVG	PF	A	TO	BLK	STL	PTS	AVG	
at Duke	12/04/2020	54-76	L	29-56	.518	13-26	.500	5-8	.625	10	28	38	38.0	17	20	18	8	12	76	76.0	
at Howard	12/06/2020	84-63	W	20-52	.385	11-31	.355	12-20	.600	7	16	23	30.5	20	19	12	3	6	63	69.5	
Chattanooga	12/09/2020	68-77	L	25-52	.481	17-36	.472	10-11	.909	5	28	33	31.3	17	19	15	0	6	77	72.0	
Total		216		74-160	.463	41-93	.441	27-39	.692	22	72	94	31.3	54	58	45	11	24	216	72.0	
Bellarmine		206		78-164	.476	16-41	.390	34-50	.680	25	71	96	32.0	44	49	42	2	15	206	68.7	

Opponents Averages

Games Played	Points/game	FG Pct	3FG Pct	FT Pct	Rebounds/game	Assists/game	Turnovers/game	Assist/Turnover ratio	Steals/game	Blocks/game
3	72.0	46.3	44.1	69.2	31.3	19.3	15.0	1.3	8.0	3.7

2020-21 TEAM COMPARISON

Opponent	1st	2nd	Score	Mar	Total FG	FG Pct	3-Pointers	3FG Pct	Free Throws	FT Pct	Rebounds	Assist	T/Over	Block	Steal	Fouls
Duke	25/35	29/41	54-76	(22)	23-53/29-56	.434/.518	3-9/13-26	.333/.500	5-12/5-8	.417/.625	27/38 (11)	13/20	20/18	0/8	4/12	12/17
Howard University	45/35	39/28	84-63	+21	29-55/20-52	.527/.385	10-21/11-31	.476/.355	16-23/12-20	.696/.600	42/23 +19	20/19	12/12	1/3	5/6	19/20
CHATTANOOGA	36/40	32/37	68-77	(9)	26-56/25-52	.464/.481	3-11/17-36	.273/.472	13-15/10-11	.867/.909	27/33 (6)	16/19	10/15	1/0	6/6	13/17



2020-21 TEAM GAME HIGHS

Bellarmine - Game Highs

POINTS	84	at Howard (12/06/2020)
	68	Chattanooga (12/09/2020)
	54	at Duke (12/04/2020)
FIELD GOALS MADE	29	at Howard (12/06/2020)
	26	Chattanooga (12/09/2020)
FIELD GOAL ATTEMPTS	56	Chattanooga (12/09/2020)
	55	at Howard (12/06/2020)
FIELD GOAL PERCENTAGE	.527 (29-55)	at Howard (12/06/2020)
	.464 (26-56)	Chattanooga (12/09/2020)
3 PT FG MADE	10	at Howard (12/06/2020)
	3	Chattanooga (12/09/2020)
	3	at Duke (12/04/2020)
3 PT FG ATTEMPTS	21	at Howard (12/06/2020)
	11	Chattanooga (12/09/2020)
3 PT FG PERCENTAGE	.476 (10-21)	at Howard (12/06/2020)
	.333 (3-9)	at Duke (12/04/2020)
FREE THROWS MADE	16	at Howard (12/06/2020)
	13	Chattanooga (12/09/2020)
FREE THROW ATTEMPTS	23	at Howard (12/06/2020)
	15	Chattanooga (12/09/2020)
FREE THROW PERCENTAGE	.867 (13-15)	Chattanooga (12/09/2020)
	.696 (16-23)	at Howard (12/06/2020)
REBOUNDS	42	at Howard (12/06/2020)
	27	Chattanooga (12/09/2020)
	27	at Duke (12/04/2020)
ASSISTS	20	at Howard (12/06/2020)
	16	Chattanooga (12/09/2020)
STEALS	6	Chattanooga (12/09/2020)
	5	at Howard (12/06/2020)
BLOCKED SHOTS	1	Chattanooga (12/09/2020)
	1	at Howard (12/06/2020)
TURNOVERS	20	at Duke (12/04/2020)
	12	at Howard (12/06/2020)
FOULS	19	at Howard (12/06/2020)
	13	Chattanooga (12/09/2020)

Opponent - Game Highs

POINTS	77	Chattanooga (12/09/2020)
	76	at Duke (12/04/2020)
	63	at Howard (12/06/2020)
FIELD GOALS MADE	29	at Duke (12/04/2020)
	25	Chattanooga (12/09/2020)
FIELD GOAL ATTEMPTS	56	at Duke (12/04/2020)
	52	Chattanooga (12/09/2020)
	52	at Howard (12/06/2020)
FIELD GOAL PERCENTAGE	.518 (29-56)	at Duke (12/04/2020)
	.481 (25-52)	Chattanooga (12/09/2020)
3 PT FG MADE	17	Chattanooga (12/09/2020)
	13	at Duke (12/04/2020)
3 PT FG ATTEMPTS	36	Chattanooga (12/09/2020)
	31	at Howard (12/06/2020)
3 PT FG PERCENTAGE	.500 (13-26)	at Duke (12/04/2020)
	.472 (17-36)	Chattanooga (12/09/2020)
FREE THROWS MADE	12	at Howard (12/06/2020)
	10	Chattanooga (12/09/2020)
FREE THROW ATTEMPTS	20	at Howard (12/06/2020)
	11	Chattanooga (12/09/2020)
FREE THROW PERCENTAGE	.909 (10-11)	Chattanooga (12/09/2020)
	.625 (5-8)	at Duke (12/04/2020)
REBOUNDS	38	at Duke (12/04/2020)
	33	Chattanooga (12/09/2020)
ASSISTS	20	at Duke (12/04/2020)
	19	Chattanooga (12/09/2020)
	19	at Howard (12/06/2020)
STEALS	12	at Duke (12/04/2020)
	6	Chattanooga (12/09/2020)
	6	at Howard (12/06/2020)
BLOCKED SHOTS	8	at Duke (12/04/2020)
	3	at Howard (12/06/2020)
TURNOVERS	18	at Duke (12/04/2020)
	15	Chattanooga (12/09/2020)
FOULS	20	at Howard (12/06/2020)
	17	Chattanooga (12/09/2020)
	17	at Duke (12/04/2020)

2020-21 TEAM GAME LOWS

Bellarmine - Game Lows

POINTS	54	at Duke (12/04/2020)
	68	Chattanooga (12/09/2020)
	84	at Howard (12/06/2020)
FIELD GOALS MADE	23	at Duke (12/04/2020)
	26	Chattanooga (12/09/2020)
FIELD GOAL ATTEMPTS	53	at Duke (12/04/2020)
	55	at Howard (12/06/2020)
FIELD GOAL PERCENTAGE	.434 (23-53)	at Duke (12/04/2020)
	.464 (26-56)	Chattanooga (12/09/2020)
3 PT FG MADE	3	Chattanooga (12/09/2020)
	3	at Duke (12/04/2020)
3 PT FG ATTEMPTS	9	at Duke (12/04/2020)
	11	Chattanooga (12/09/2020)
3 PT FG PERCENTAGE	.273 (3-11)	Chattanooga (12/09/2020)
	.333 (3-9)	at Duke (12/04/2020)
FREE THROWS MADE	5	at Duke (12/04/2020)
	13	Chattanooga (12/09/2020)
FREE THROW ATTEMPTS	12	at Duke (12/04/2020)
	15	Chattanooga (12/09/2020)
FREE THROW PERCENTAGE	.417 (5-12)	at Duke (12/04/2020)
	.696 (16-23)	at Howard (12/06/2020)
REBOUNDS	27	Chattanooga (12/09/2020)
	27	at Duke (12/04/2020)
ASSISTS	13	at Duke (12/04/2020)
	16	Chattanooga (12/09/2020)
STEALS	4	at Duke (12/04/2020)
	5	at Howard (12/06/2020)
BLOCKED SHOTS	0	at Duke (12/04/2020)
	1	Chattanooga (12/09/2020)
	1	at Howard (12/06/2020)
TURNOVERS	10	Chattanooga (12/09/2020)
	12	at Howard (12/06/2020)
FOULS	12	at Duke (12/04/2020)
	13	Chattanooga (12/09/2020)

Opponent - Game Lows

POINTS	63	at Howard (12/06/2020)
	76	at Duke (12/04/2020)
	77	Chattanooga (12/09/2020)
FIELD GOALS MADE	20	at Howard (12/06/2020)
	25	Chattanooga (12/09/2020)
FIELD GOAL ATTEMPTS	52	Chattanooga (12/09/2020)
	52	at Howard (12/06/2020)
FIELD GOAL PERCENTAGE	.385 (20-52)	at Howard (12/06/2020)
	.481 (25-52)	Chattanooga (12/09/2020)
3 PT FG MADE	11	at Howard (12/06/2020)
	13	at Duke (12/04/2020)
3 PT FG ATTEMPTS	26	at Duke (12/04/2020)
	31	at Howard (12/06/2020)
3 PT FG PERCENTAGE	.355 (11-31)	at Howard (12/06/2020)
	.472 (17-36)	Chattanooga (12/09/2020)
FREE THROWS MADE	5	at Duke (12/04/2020)
	10	Chattanooga (12/09/2020)
FREE THROW ATTEMPTS	8	at Duke (12/04/2020)
	11	Chattanooga (12/09/2020)
FREE THROW PERCENTAGE	.600 (12-20)	at Howard (12/06/2020)
	.625 (5-8)	at Duke (12/04/2020)
REBOUNDS	23	at Howard (12/06/2020)
	33	Chattanooga (12/09/2020)
ASSISTS	19	Chattanooga (12/09/2020)
	19	at Howard (12/06/2020)
STEALS	6	Chattanooga (12/09/2020)
	6	at Howard (12/06/2020)
BLOCKED SHOTS	0	Chattanooga (12/09/2020)
	3	at Howard (12/06/2020)
TURNOVERS	12	at Howard (12/06/2020)
	15	Chattanooga (12/09/2020)
FOULS	17	Chattanooga (12/09/2020)
	17	at Duke (12/04/2020)



2020-21 BELLARMINE INDIVIDUAL GAME HIGHS - PER GAME

Opponent	Date	Score	Points	Rebounds	Assists	Steals	Blocked shots
at Duke	12/04/20	54-76	14-THELEN, Nick	7-BRADSHAW, Pedr	4-PENN, Dylan	2-BETZ, Juston	None
at Howard University	12/6/20	84-63	22-PENN, Dylan	14-PFRIEM, Alec	5-BRADSHAW, Pedr PENN, Dylan	2-BETZ, Juston PENN, Dylan	1-CLAYCOMB, Ethan
CHATTANOOGA	12/09/20	68-77	22-BRADSHAW, Pedr	7-PFRIEM, Alec	6-PENN, Dylan	3-BETZ, Juston	1-CLAYCOMB, Ethan

2020-21 INDIVIDUAL GAME HIGHS - OVERALL

Bellarmine - Individual Game Highs

POINTS	22	Pedro Bradshaw vs Chattanooga (12/09/2020)
	22	Dylan Penn at Howard (12/06/2020)
	19	Dylan Penn vs Chattanooga (12/09/2020)
	15	Pedro Bradshaw at Howard (12/06/2020)
	14	Alec Pfriem at Howard (12/06/2020)
	14	Nick Thelen at Duke (12/04/2020)
FIELD GOALS MADE	10	Pedro Bradshaw vs Chattanooga (12/09/2020)
	10	Dylan Penn at Howard (12/06/2020)
FIELD GOAL ATTEMPTS	18	Dylan Penn vs Chattanooga (12/09/2020)
	15	Dylan Penn at Howard (12/06/2020)
	15	Pedro Bradshaw at Duke (12/04/2020)
FIELD GOAL PERCENTAGE (min 5 made)	.778 (7-9)	Nick Thelen at Duke (12/04/2020)
	.714 (10-14)	Pedro Bradshaw vs Chattanooga (12/09/2020)
	.714 (5-7)	Ethan Claycomb at Duke (12/04/2020)
3 PT FG MADE	3	Pedro Bradshaw at Howard (12/06/2020)
	2	Pedro Bradshaw vs Chattanooga (12/09/2020)
	2	Ethan Claycomb at Howard (12/06/2020)
	2	Juston Betz at Howard (12/06/2020)
	2	Dylan Penn at Howard (12/06/2020)
3 PT FG ATTEMPTS	6	Ethan Claycomb at Howard (12/06/2020)
	5	Dylan Penn at Howard (12/06/2020)
3 PT FG PERCENTAGE (min 2 made)	.750 (3-4)	Pedro Bradshaw at Howard (12/06/2020)
	.667 (2-3)	Pedro Bradshaw vs Chattanooga (12/09/2020)
	.667 (2-3)	Juston Betz at Howard (12/06/2020)
FREE THROWS MADE	6	Ethan Claycomb at Howard (12/06/2020)
	4	Nick Thelen vs Chattanooga (12/09/2020)
	4	Ethan Claycomb vs Chattanooga (12/09/2020)
FREE THROW ATTEMPTS	7	Alec Pfriem at Howard (12/06/2020)
	6	Nick Thelen vs Chattanooga (12/09/2020)
	6	Ethan Claycomb at Howard (12/06/2020)
FREE THROW PERCENTAGE (min 3 made)	1.000 (6-6)	Ethan Claycomb at Howard (12/06/2020)
	1.000 (4-4)	Ethan Claycomb vs Chattanooga (12/09/2020)
	1.000 (3-3)	Dylan Penn vs Chattanooga (12/09/2020)
REBOUNDS	14	Alec Pfriem at Howard (12/06/2020)
	9	Pedro Bradshaw at Howard (12/06/2020)
ASSISTS	6	Dylan Penn vs Chattanooga (12/09/2020)
	5	Pedro Bradshaw at Howard (12/06/2020)
	5	Dylan Penn at Howard (12/06/2020)
STEALS	3	Juston Betz vs Chattanooga (12/09/2020)
	2	Alec Pfriem vs Chattanooga (12/09/2020)
	2	Juston Betz at Howard (12/06/2020)
	2	Dylan Penn at Howard (12/06/2020)
	2	Juston Betz at Duke (12/04/2020)
BLOCKED SHOTS	1	Ethan Claycomb vs Chattanooga (12/09/2020)
	1	Ethan Claycomb at Howard (12/06/2020)
TURNOVERS	8	Dylan Penn at Duke (12/04/2020)
	5	Dylan Penn at Howard (12/06/2020)
FOULS	4	Ethan Claycomb at Howard (12/06/2020)
	4	Alec Pfriem at Howard (12/06/2020)

Opponent - Individual Game Highs

POINTS	24	Matthew Hurt at Duke (12/04/2020)
	23	Steve Settle at Howard (12/06/2020)
	18	Malachi Smith vs Chattanooga (12/09/2020)
	16	Kyle Foster at Howard (12/06/2020)
	15	A.J. Caldwell vs Chattanooga (12/09/2020)
	15	Jamaal Walker vs Chattanooga (12/09/2020)
FIELD GOALS MADE	9	Matthew Hurt at Duke (12/04/2020)
	8	Steve Settle at Howard (12/06/2020)
FIELD GOAL ATTEMPTS	21	Steve Settle at Howard (12/06/2020)
	12	Malachi Smith vs Chattanooga (12/09/2020)
	12	Matthew Hurt at Duke (12/04/2020)
FIELD GOAL PERCENTAGE (min 5 made)	.750 (9-12)	Matthew Hurt at Duke (12/04/2020)
	.625 (5-8)	Jamaal Walker vs Chattanooga (12/09/2020)
3 PT FG MADE	6	Matthew Hurt at Duke (12/04/2020)
	5	A.J. Caldwell vs Chattanooga (12/09/2020)
	5	Jamaal Walker vs Chattanooga (12/09/2020)
3 PT FG ATTEMPTS	10	Kyle Foster at Howard (12/06/2020)
	9	Steve Settle at Howard (12/06/2020)
3 PT FG PERCENTAGE (min 2 made)	1.000 (4-4)	Jaemyn Brakefield at Duke (12/04/2020)
	.750 (6-8)	Matthew Hurt at Duke (12/04/2020)
FREE THROWS MADE	4	Trey Doomes vs Chattanooga (12/09/2020)
	4	Malachi Smith vs Chattanooga (12/09/2020)
	4	Steve Settle at Howard (12/06/2020)
	4	Kyle Foster at Howard (12/06/2020)
FREE THROW ATTEMPTS	5	Steve Settle at Howard (12/06/2020)
	5	Kyle Foster at Howard (12/06/2020)
FREE THROW PERCENTAGE (min 3 made)	1.000 (4-4)	Malachi Smith vs Chattanooga (12/09/2020)
	1.000 (4-4)	Trey Doomes vs Chattanooga (12/09/2020)
REBOUNDS	11	Malachi Smith vs Chattanooga (12/09/2020)
	8	A.J. Caldwell vs Chattanooga (12/09/2020)
ASSISTS	6	Malachi Smith vs Chattanooga (12/09/2020)
	6	Dj Steward at Duke (12/04/2020)
	6	Jordan Goldwire at Duke (12/04/2020)
STEALS	3	Kyle Foster at Howard (12/06/2020)
	3	Jordan Goldwire at Duke (12/04/2020)
BLOCKED SHOTS	4	Mark Williams at Duke (12/04/2020)
	2	Cam Timmons at Howard (12/06/2020)
	2	Patrick Tape at Duke (12/04/2020)
TURNOVERS	6	Malachi Smith vs Chattanooga (12/09/2020)
	4	David Jean-Baptiste vs Chattanooga (12/09/2020)
	4	Dj Steward at Duke (12/04/2020)
	4	Jalen Johnson at Duke (12/04/2020)
FOULS	5	David Jean-Baptiste vs Chattanooga (12/09/2020)
	4	Malachi Smith vs Chattanooga (12/09/2020)
	4	Steve Settle at Howard (12/06/2020)
	4	Kyle Foster at Howard (12/06/2020)
	4	Jordan Wood at Howard (12/06/2020)



2020-21 BOX SCORES

1
12/4/20BELLARMINE
DUKE54
76

CAMERON INDOOR STADIUM/DURHAM, NC

Bellarmine 54 • 0-1,0-0 ASUN

#	Player	Total	FG	FGA	FT	FTA	Rebounds	PF	TP	A	TO	Bk	Stl	Min
							Off Def Tot							
00	CLAYCOMB, Ethan	1	5-7	1-1	2-3	1	1 2	3	13	2	2	0	0	25
01	THELEN, Nick	1	7-9	0-0	0-2	1	1 2	1	14	1	1	0	0	25
01	BETZ, Justin	0	1-3	1-2	0-0	0	4 4	2	3	1	1	0	2	30
13	PENN, Dylan	0	3-10	0-2	0-0	3	0 5	1	6	4	8	0	0	37
32	BRADSHAW, Pedro	0	3-15	0-2	2-3	1	6 7	2	8	2	2	0	1	34
02	PRRIEM, Alec	2	2-3	0-0	1-4	0	4 4	2	5	1	4	0	0	18
14	DeVAULT, Sam	1	1-4	1-1	0-0	0	2 2	1	3	0	0	0	1	13
22	WIELAND, Bash	1	1-2	0-1	0-0	0	1 1	0	2	2	0	0	0	18
	Team						2 0 2	2						
	Totals		23-53	3-9	5-12	8	19 27	12	54	13	20	0	4	200

FG % 1st Half: 11-28 39.3% 2nd Half: 12-25 48.0% Game: 23-53 43.6% 3FG % 1st Half: 1-3 33.3% 2nd Half: 3-6 50.0% Game: 5-12 41.7% FT % 1st Half: 2-6 33.3% 2nd Half: 3-6 50.0% Game: 5-12 41.7%

Dukeball Rebounds 1,1

Duke 76 • 2-1,0-0 ACC

#	Player	Total	FG	FGA	FT	FTA	Rebounds	PF	TP	A	TO	Bk	Stl	Min
							Off Def Tot							
00	Wendell Moore Jr.	1	1-7	0-1	0-1	1	1 2	1	2	1	1	0	0	20
01	Jalen Johnson	1	4-6	1-3	0-0	0	3 3	3	9	0	4	0	1	15
21	Matthew Hurt	1	9-12	6-8	0-0	0	6 6	3	24	2	1	1	1	32
15	Mark Williams	0	2-3	0-0	1-1	4	3 7	2	5	3	1	4	0	15
14	Jordan Goldwire	0	2-4	1-2	2-2	1	4 5	0	7	6	2	0	3	32
02	DJ Steward	2	2-7	0-3	0-1	0	4 4	1	4	6	1	1	1	31
02	Jeremy Roach	1	1-4	0-3	2-2	0	0 0	1	4	2	2	0	1	15
05	Jaemyn Brakefield	4	4-6	0-0	3	3	6	2	12	0	0	0	0	16
12	Patrick Tapia	1	1-1	0-0	0-1	0	1 1	2	0	1	2	0	5	5
13	Joey Baker	1	1-3	1-2	0-0	0	0 0	2	3	0	1	0	1	11
34	Henry Coleman III	2	2-3	0-0	0	2	2	0	4	0	1	0	2	8
	Team		29-56	13-26	5-8	10	28 38	17	76	20	18	8	12	200

FG % 1st Half: 12-25 48.0% 2nd Half: 17-31 54.8% Game: 29-56 51.8%

3FG % 1st Half: 6-13 46.2% 2nd Half: 7-13 53.8% Game: 13-26 50.0%

FT % 1st Half: 5-7 71.4% 2nd Half: 0-1 0.0% Game: 5-8 62.5%

Dukeball Rebounds 0

Officials: Jerry Heater, Clarence Armstrong, Romyne Styons

Technical fouls: Bellarmine-None, Duke-None

Attendance: 2020-21 Men's Basketball, Round 0, Bellarmine vs Duke, Played at Cameron Indoor

Score by periods

1st 2nd Total

Bellarmine 25 29 54

Duke 35 41 76

2
12/6/20BELLARMINE
HOWARD84
63

BURR GYMNASIUM/WASHINGTON, DC

Bellarmine 84 • 1-1

#	Player	Total	FG	FGA	FT	FTA	Rebounds	PF	TP	A	TO	Bk	Stl	Min
							Off Def Tot							
00	CLAYCOMB, Ethan	1	2-7	2-6	6-6	1	1 2	4	12	3	3	1	0	32
01	BETZ, Justin	2	2-3	2-3	0-0	0	1 1	3	6	3	1	0	2	36
13	PENN, Dylan	1	10-15	2-5	0-0	0	3 3	1	22	5	5	0	2	36
30	THELEN, Nick	1	1-5	0-0	2-4	0	4 4	1	4	0	0	0	0	20
32	BRADSHAW, Pedro	1	5-9	3-4	2-2	5	4 9	3	15	5	2	0	1	26
02	PRRIEM, Alec	5	5-8	1-2	3-7	2	12 14	4	14	1	0	0	0	22
22	JENNINGS, Zac	0	0-0	0-0	0-0	0	0 0	0	0	0	0	0	0	1
14	DeVAULT, Sam	3	3-3	0-0	2-2	0	1 1	1	8	0	0	0	0	9
22	WIELAND, Bash	1	1-3	0-1	1-2	0	1 1	1	3	3	1	0	0	15
23	BROGAN, Hunter	0	0-0	0-0	0-0	0	0 0	1	0	0	0	0	0	1
24	ROBERTS, Eli	0	0-0	0-0	0-0	0	0 0	0	0	0	0	0	0	1
34	COMER, Drew	0	0-2	0-0	0-0	0	0 0	0	0	0	0	0	0	1
	Team						5 2 7							
	Totals		29-55	10-21	16-23	13	29 42	19	84	20	12	1	5	200

FG % 1st Half: 16-32 50.0% 2nd Half: 13-23 56.5% Game: 29-55 52.7%

3FG % 1st Half: 3-11 27.3% 2nd Half: 7-10 70.0% Game: 10-21 47.6%

FT % 1st Half: 10-15 66.7% 2nd Half: 6-8 75.0% Game: 16-23 69.6%

Dukeball Rebounds 4,1

Howard University 63 • 0-4

#	Player	Total	FG	FGA	FT	FTA	Rebounds	PF	TP	A	TO	Bk	Stl	Min
							Off Def Tot							
00	Settle, III, Steve	1	8-21	3-9	4-5	2	1 3	4	23	2	1	0	0	35
24	Wood, Jordan	1	3-6	3-6	2-2	0	1 1	4	11	3	2	0	1	22
22	Timmons, Cam	1	4-5	0-0	2-4	1	4 5	2	10	3	1	2	0	26
00	Robinson, Khalil	0	1-5	1-3	0-0	1	3 4	0	3	3	1	0	2	33
11	Foster, Kyle	0	4-11	4-10	4-5	0	2 2	4	16	1	2	1	3	32
01	Ali, Jr., Rahim	0	0-1	0-1	0-0	0	4 4	0	0	5	2	0	0	16
05	Green, Sam	0	0-2	0-0	1-1	2	0 1	2	0	2	1	0	0	22
10	Richmond, Deven	0	0-0	0-0	0-0	0	0 0	2	0	0	1	0	0	6
13	Weaver, Thomas	0	0-0	0-0	0-0	0	0 0	0	0	0	0	0	0	1
14	Hayes, Spencer	0	0-1	0-0	0-0	0	0 0	1	0	0	0	0	0	4
15	Suffren, Issac	0	0-0	0-0	0-0	0	0 0	0	0	0	0	0	0	2
32	Richardson, Liwayne	0	0-0	0-0	0-0	0	0 0	1	0	1	0	0	1	1
	Team		20-52	11-31	12-20	7	16 23	20	63	19	12	3	6	200

FG % 1st Half: 11-25 44.0% 2nd Half: 9-27 33.3% Game: 20-52 38.5%

3FG % 1st Half: 6-14 42.9% 2nd Half: 5-17 29.4% Game: 11-31 35.5%

FT % 1st Half: 7-9 77.8% 2nd Half: 5-11 45.5% Game: 12-20 60.0%

Dukeball Rebounds 3

Officials: Technical fouls: Bellarmine-None, Howard University-None

Attendance:

Score by periods

1st 2nd Total

Bellarmine 45 39 84

Howard University 35 28 63

Nov. 1, 2019 BOX SCORE

Official Box Score
Bellarmine vs Notre Dame
Game Totals -- Final Statistics
November 01, 2019 at Purcell Pavilion at the Joyce Center

Bellarmine 51

No.	Player	S	Pts	FG	3FG	FT	OR	DR	TR	PF	A	TO	Bk	Stl	Min	+/-
00	CLAYCOMB, ETHAN	F	11	3-6	2-5	3-4	2	7	9	3	1	2	0	2	31	-18
01	BETZ, JUSTON	G	0	0-0	0-0	0-0	0	1	1	1	1	0	0	0	15	-7
05	PALOMBIZIO, CHRIS	F	3	1-3	1-1	0-0	0	0	0	1	0	1	0	1	8	-1
31	CHITTY, PARKER	G	3	1-3	1-2	0-0	1	0	1	0	0	1	0	0	10	-4
32	BRADSHAW, PEDRO	G	3	1-6	0-0	1-2	1	3	4	1	0	1	0	1	19	2
04	WEYER, BEN	F	3	1-6	1-3	0-0	0	6	6	3	2	2	0	0	25	-8
11	COOK, ALEX	F	6	2-7	0-2	2-2	0	6	6	3	3	2	1	0	24	-4
13	PENN, DYLAN	G	10	5-12	0-1	0-0	0	4	4	1	3	1	0	0	26	-10
23	PENNY, COBE	G	4	1-3	0-1	2-2	0	1	1	2	1	1	0	0	11	2
25	FLEMING, CJ	G	8	4-5	0-1	0-0	0	4	4	3	1	0	1	1	29	-2
	TEAM						0	1	1	0	0					
	TOTALS		51	19-51	5-16	8-10	4	33	37	18	12	12	2	5	198	

Shooting By Period

Period	FG	FG%	3FG	3FG%	FT	FT%
1st Half	9-25	36%	2-7	29%	1-2	50%
2nd Half	10-26	38%	3-9	33%	7-8	88%
Game	19-51	37.3%	5-16	31.3%	8-10	80.0%

Last FG: 2nd-02:25

Largest lead: By 1 at

Technical Fouls: None.

Notre Dame 61

No.	Player	S	Pts	FG	3FG	FT	OR	DR	TR	PF	A	TO	Bk	Stl	Min	+/-
00	PFLUEGER, REX	G	5	2-5	1-4	0-0	0	2	2	1	3	0	1	3	20	7
03	HUBB, PRENTISS	G	18	5-10	5-9	3-4	1	0	1	1	8	1	0	0	38	11
10	GIBBS, T.J.	G	3	1-9	1-5	0-0	0	1	1	2	3	2	0	2	33	15
11	DURHAM, JUWAN	F	9	3-8	0-0	3-5	5	8	13	2	0	1	5	1	27	19
33	MOONEY, JOHN	F	15	7-15	0-4	1-3	4	8	12	2	1	2	0	0	36	16
13	DJOGO, NIKOLA	G	0	0-0	0-0	0-0	0	0	0	0	0	0	0	0	2	-6
14	LASZEWSKI, NATE	F	5	2-2	1-1	0-0	1	1	2	3	0	1	0	0	9	-7
23	GOODWIN, DANE	G	4	1-9	0-5	2-2	1	4	5	0	0	1	1	0	21	2
24	CARMODY, ROBBY	G	2	1-5	0-3	0-1	0	2	2	2	0	0	0	0	12	-7
	TEAM						2	4	6	0	0					
	TOTALS		61	22-63	8-31	9-15	14	30	44	13	15	8	7	6	198	

Shooting By Period

Period	FG	FG%	3FG	3FG%	FT	FT%
1st Half	12-32	38%	4-17	24%	2-3	67%
2nd Half	10-31	32%	4-14	29%	7-12	58%
Game	22-63	34.9%	8-31	25.8%	9-15	60.0%


Last FG: 2nd-00:42

Largest lead: By 13 at

Technical Fouls: None.

Game Notes:

Officials: Mark Schnur, Nick Heater, Lamar



Ethan Claycomb
6-7 • 205 • F • SR
Vincennes, IN



Justin Betz
6-3 • 190 • G • JR
New Albany, IN



Alec Pfriem
6-5 • 205 • G • SO
Cincinnati, OH



Zac Jennings
6-5 • 205 • G • FR
Burlington, KY



Garrett Tipton
6-4 • 195 • G • SO
Columbus, OH




Dylan Penn
6-3 • 190 • G • JR
Evansville, IN



Sam DeVault
6-10 • 220 • F • SO
Evansville, IN




Bash Wieland
6-6 • 205 • G • SO
Cincinnati, OH




Hunter Brogan
6-4 • 185 • G • FR
Mount Washington, KY




Eli Roberts
6-7 • 220 • F • FR
Louisville, KY



CJ Fleming
6-0 • 180 • G • SR
Cincinnati, OH



Nick Thelen
6-7 • 217 • F • SO
Edgewood, KY



Pedro Bradshaw
6-7 • 185 • G • JR
Russellville, KY



Baylor Younger
6-10 • 220 • C • SO
Knoxville, TN



Drew Comer
6-4 • 185 • G • FR
Greensburg, IN

PRONUNCIATIONS

Bellarmine	bell-UHR-muhn
2-Alec Pfriem	FREEM
22-Bash Wieland	WE-lund
23-Hunter Brogan	BRO-gun
30-Nick Thelen	THEE-lun
33-Baylor Younger	YONK-uhr

