



NOTRE DAME FOOTBALL

ACC CHAMPIONSHIP #2/2/2 NOTRE DAME (10-0, 9-0 ACC) VS. #3/4/3 CLEMSON (9-1, 8-1 ACC)

THE COACHES

	Head Coach	At School	Overall	vs. Opponent
ND	Brian Kelly	102-37 (11th year)*	273-94-2 (30th year)^	1-2
CU	Dabo Swinney	139-32 (12th year)	139-32 (12th year)	2-1

*-Includes 20 regular-season wins and two postseason appearances vacated under discretionary NCAA penalty

BY THE NUMBERS

.909	The winningest quarterback in Notre Dame history, QB Ian Book is 30-3 (.909) as a starter, making him one of only two FBS quarterbacks to boast a .900 or above win rate (min. 20 wins), even as Book ranks 11th overall in total QB career starts (33). His 30 wins rank third among all FBS quarterbacks.
2	The Irish were ranked No. 2 in the AP Poll beginning November 8, their highest ranking since 2012. Through the Brian Kelly era (11 seasons), the Irish have been ranked in the AP Top 10 at least one week in each of the last seven seasons, and eight of the last nine.
3	Of the five longest regular-season winning streaks in college football history, Notre Dame has single-handedly ended three of those streaks: Oklahoma's 45 (1953-57), Miami's 36 (1985-88) and Clemson's 36 (2017-20).
4	Javon McKinley has totaled four 100-receiving yard performances in 2020, tied for the most among any ACC player.
4	Since the start of 2018, Notre Dame is 32-3 (.917). That rate ranks fourth among all teams who have made an appearance in the College Football Playoff since its inception in 2014. Among those teams, Notre Dame is one of just four teams that have totaled three or fewer losses (Clemson, Alabama, Ohio State) since the start of 2018.
9	Notre Dame's victory over No. 1 Clemson was Notre Dame's ninth win over an AP No. 1 opponent, which ties for second-most all-time (Miami). Only Alabama has more (10).
16	The Irish boast a current win streak of 16 games, the longest among all FBS teams.
17.1	The defense has yielded just 17.1 points/game through the regular season. That figure ranks fifth among all Power 5 teams.
33	Notre Dame has held 33-of-36 opponents during Clark Lea's tenure as defensive coordinator to 30 points or less. That includes ranked opponents LSU, Michigan, Stanford, Virginia Tech, Syracuse, Clemson, Georgia, Virginia, Navy and North Carolina.
52.8	Of the Top 10 rushers in the ACC, which includes RB Kyren Williams , the Irish have faced six: North Carolina's Javonte Williams and Michael Carter, Clemson's Travis Etienne, Duke's Mataeo Durant, Florida State's Jordan Travis and Syracuse's Sean Tucker. Notre Dame's defense has limited those six Top-10 running backs to an average of 52.8 yards (317 yards total on 84 carries) and just three total touchdowns among the six. Carter, who leads the ACC with 113.2 rushing yards per game, was held to just 57 vs. Notre Dame. By comparison, against those five teams, Williams posted at least 100 rushing yards in all five matchups, averaging 134.2 yards (671 yards total on 104 carries), with a total of 10 touchdowns.
44:47	The Irish have only trailed for 44:47 minutes out of a total 600:00 minutes of regulation.
41	Notre Dame has totaled 41 regular season wins in four years, the most in a four year period in program history.
102	Dick Corbett Head Football Coach Brian Kelly notched 102 ^ wins in his Notre Dame career with the victory over Syracuse. Ranking second all-time in program history in career wins, and with 10 wins this season, he has totaled the most double-digit win seasons in school history (six).
141	Notre Dame has outscored opponents 141-35 in the second quarter this season.
120	Notre Dame is 120-38-7 in neutral site games since 1887. In the Brian Kelly era, the Irish are 17-6.

GAME INFORMATION

	Saturday, December 19 4 p.m. ET	Bank of America Stadium Charlotte, NC Fan capacity: 5,240 (Natural grass)
	ABC	Chris Fowler (play-by-play) Kirk Herbstreit (analyst) Maria Taylor (sideline)
	Notre Dame Radio Network SiriusXM (Channel 129) 96.1 FM, 101.5 FM & 960 AM (South Bend)	Paul Burmeister (play-by-play) Ryan Harris (analyst) Jack Nolan (reporter)

THE SERIES

Clemson leads, 2-3-0

Last meeting: Notre Dame 47, CU 40 (20T) (11.7.20)

2020 SCHEDULE (10-0)

Date	ND Rk	Opp Rk	Opponent	Location	TV	Time/Score
Sep. 12	10/10	--/RV	Duke	Notre Dame, IN	NBC	W, 27-13
Sep. 19	7/7	RV/RV	South Florida	Notre Dame, IN	USA	W, 52-0
Oct. 10	5/5		Florida State	Notre Dame, IN	NBC	W, 42-26
Oct. 17	4/4		Louisville	Notre Dame, IN	NBC	W, 12-7
Oct. 24	3/3		at Pitt	Pittsburgh, PA	ABC	W, 45-3
Oct. 31	4/4		at Georgia Tech	Atlanta, GA	ABC	W, 31-13
Nov. 7	4/4	1/1	Clemson	Notre Dame, IN	NBC	W, 47-40
Nov. 14	2/2	--/RV	at Boston College	Chestnut Hill, MA	ABC	W, 45-31
Nov. 27	2/2/2	19/25/23	at North Carolina	Chapel Hill, NC	ABC	W, 31-17
Dec. 5	2/2/2		Syracuse	Notre Dame, IN	NBC	W, 45-21
Dec. 19	2/2/2	3/4/3	ACC Championship	Charlotte, NC	ABC	4 p.m.

Rankings: CFP/AP/Coaches (current for upcoming opponents, at time of game for past opponents) | All times Eastern

THE TRADITION

7	Heisman Trophy Winners – Angelo Bertelli (1943), John Lujack (1947), Leon Hart (1948), John Lattner (1953), Paul Hornung (1956), John Huarte (1964), Tim Brown (1987)
11	Consensus National Championships: 1924, 1929, 1930, 1943, 1946, 1947, 1949, 1966, 1973, 1977, 1988
13	NFL Hall of Famers – the most of any college football program
21	Different seasons Notre Dame has been selected as the National Champion by at least one poll listed in the NCAA official record book
22	Undefeated regular seasons
52	College Football Hall of Famers – Raghbi Ismail (1988-90) was a 2019 inductee
102	Consensus All-Americans – most recent Julian Love (2018)
939 ^	All-time wins – second in college football history.
.734 ^	All-time winning percentage – the best in college football history.



FOOTBALL STAFF GAME DAY LOCATIONS

Coach	Position	Location
Brian Kelly	Head Coach	Sideline
Clark Lea	Def. Coordinator/Linebackers	Press Box
Tommy Rees	Off. Coordinator/Quarterbacks	Press Box
Mike Elston	Defensive Line	Sideline
Lance Taylor	Running Backs	Sideline
Jeff Quinn	Offensive Line	Sideline
Mike Mickens	Cornerbacks	Press Box
Terry Joseph	Def. Pass Game Coordinator/Safeties	Sideline
Brian Polian	Special Teams Coordinator	Sideline
Del Alexander	Wide Receivers	Sideline
John McNulty	Tight Ends	Press Box

Note: Regular season locations; may be subject to change

FOOTBALL ATHLETIC COMMUNICATIONS STAFF

Assistant Athletics Director/ Football Communications Primary Football	Katy Lonergan	klonerg2@nd.edu o - 574-631-3982 c - 785-764-9941
Assistant Athletics Communications Director Secondary Football	Claire Kramer	ckramer@nd.edu c - 913-952-6454
Assistant Athletics Communications Director Tertiary Football	Matt Paras	mparas1@nd.edu c - 401-215-5656



Katy Lonergan



Claire Kramer



Matt Paras

BRIAN KELLY WEEKLY AVAILABILITY

Sunday	ACC press conference	5 p.m. ET Zoom Contact Kevin Best at the ACC for information
Wednesday	Signing Day press conference (also with special teams coordinator/recruiting coordinator Brian Polian)	4:30 p.m. ET Zoom Video/Transcript available on und.com
Friday	ACC Late Week Game Preview	11:30 a.m. ET Contact Kevin Best at the ACC for information
Saturday	Post game press conference	Zoom Video/Transcript available on und.com

STUDENT-ATHLETE WEEKLY AVAILABILITY

Tuesday	Post Practice Interviews	Approximately 4:30 p.m. ET Zoom Video/Transcript available on und.com
Saturday	Post Game Interviews	Zoom Video/Transcript available on und.com

MEDIA INFORMATION

CREDENTIAL DISTRIBUTION

- All media operations regarding credentials, parking and access for the ACC Championship game are under the purview of the Atlantic Coast Conference. With questions, please contact Kevin Best (kbest@theacc.org) at the ACC.

BRIAN KELLY AVAILABILITY

- Dick Corbett Head Football Coach Brian Kelly will conduct his weekly presser on Sunday, in accordance with the ACC's Championship schedule. The 30-minute weekly conference will serve as a recap to the previous game and also previews the upcoming game. He will also address the media on Friday for a late week update via zoom. Links were communicated to media by assistant athletic director, football communications Katy Lonergan. To obtain the password, please contact Kevin Best (kbest@theacc.org) at the ACC.

STUDENT-ATHLETE INTERVIEWS

- Interviews with student-athletes will occur on Tuesday after practice via Zoom. Interview requests for student-athletes must be submitted to Katy Lonergan and Claire Kramer by Noon ET the Sunday before the proposed interview. Media are not permitted to directly contact student-athletes or coaches to arrange interviews.

POST-GAME INTERVIEWS

- Post-game interviews for both head coaches and Notre Dame players will be held over zoom. Requests for student-athlete interviews should be submitted by the eight-minute mark of the fourth quarter to Katy Lonergan. Transcripts from Coach Kelly's presser will be available approximately 60 minutes following the conclusion of his post-game comments.

SIGNING DAY

- Kelly and special teams coordinator/recruiting coordinator Brian Polian will address the media on Wednesday, December 16 for Early Signing Day regarding the addition of the 2021 class. The link for the Zoom presser has been communicated via email, and is the same link as is traditionally used for Coach Kelly's Monday presser. Please contact Katy Lonergan with questions (klonerg2@nd.edu).

STATISTICAL SERVICES

- All media members will be provided with access to game notes via UND.com. Following the game, a complete post-game statistics package will be distributed via email and will contain a scoring summary, final team statistics, final individual statistics, complete play-by-play, drive charts for both halves, halftime statistics, defensive statistics, substitution chart and post-game notes. Live in-game statistics will be available via StatBroadcast.

COLLEGEPRESSBOX.COM

- CollegePressBox.com has Notre Dame contact information, weekly team and opponent game notes, stats, depth charts and complete final game books along with complete media guide, spring guide, a complete listing of beat reporters, radio broadcasters, television stations and much, much more. Log on with username and password obtained through the Football Writers Association of America.

UND.COM/PRESSBOX

- All Notre Dame football information is available on the official athletics department website of the University of Notre Dame, UND.com. Game notes, depth chart, biographies of players and coaches, transcripts of press conferences, video archives of interview sessions, special features and more can all be found at UND.com.



TRAVEL ROSTER

No.	Name	Pos.	Ht.	Wt.	Cl.	Elg.	Hometown/High School
57	Jayson Ademilola	DL	6-3	279	Jr.	2	Jackson, NJ/St. Peter's Prep
19	Justin Ademilola	DL	6-1 3/4	248	Jr.	3	Jackson, NJ/St. Peter's Prep
23	Litchfield Ajavon	S	6-0 1/2	198	So.	4	Baltimore, MD/Episcopal
26	Leo Albano	WR	6-1	219	Jr.	3	Charleston, SC/Bishop England
8	Jafar Armstrong	WR	6-0 3/4	220	Sr.	2	Lee's Summit, MO/Bishop Miege
4	Kevin Austin Jr.	WR	6-2	215	Jr.	3	Ft. Lauderdale, FL/North Broward Prep
79	Tosh Baker	OL	6-8	300	Fr.	4	Scottsdale, AZ/Pinnacle
69	Aaron Banks	OL	6-5 3/4	330	Sr.	2	Alameda, CA/El Cerrito
52	Bo Bauer	LB	6-2 3/4	230	Jr.	2	Harborcreek, PA/Cathedral Prep
84	Kevin Bauman	TE	6-4 1/2	240	Fr.	4	Red Bank, NJ/Red Bank Catholic
27	JD Bertrand	LB	6-1	228	So.	4	Alpharetta, GA/Blessed Trinity
12	Ian Book	QB	6-0 1/2	206	Gr.	1	El Dorado Hills, CA/Oak Ridge
17	Jordan Botelho	DL	6-2 1/2	248	Fr.	4	Honolulu, HI/Saint Louis
28	TaRiq Bracy	CB	5-10 1/8	180	Jr.	2	Milpitas, CA/Milpitas
19	Jay Bramblett	P	6-1 1/2	193	So.	3	Tuscaloosa, AL/Hillcrest
12	DJ Brown	S	6-0 3/8	194	Jr.	3	Annapolis, MD/St. John's College
17	Cole Capen	QB	6-4 1/2	227	Jr.	3	Yorba Linda, CA/Orange Lutheran
14	J.D. Carney	QB	5-10	180	Sr.	2	San Diego, CA/Cathedral Catholic
77	Quinn Carroll	OL	6-6 3/8	306	So.	4	Edina, MN/Edina
7	Brendon Clark	QB	6-1 3/8	212	So.	4	Midlothian, VA/Manchester
52	Zeke Correll	OL	6-3	295	So.	4	Cincinnati, OH/Anderson
20	Shaun Crawford	S	5-9 1/2	180	Gr.	1	Lakewood, OH/St. Edward
56	Howard Cross III	DL	6-0 7/8	275	So.	3	Paramus, NJ/Saint Joseph Regional
3	Avery Davis	WR	5-11	202	Sr.	2	Cedar Hill, TX/Cedar Hill
56	John Dirksen	OL	6-5 1/2	306	Jr.	3	Maria Stein, OH/Marion Local
39	Jonathan Doerer	K/P	6-3	197	Sr.	1	Charlotte, NC/South Mecklenburg
74	Liam Eichenberg	OL	6-6 1/2	302	Gr.	1	Cleveland, OH/Saint Ignatius
16	Cameron Ekanayake	RB	6-0	200	Sr.	2	Niles, MI/Edwardsburg
34	Osita Ekwonu	LB	6-0 3/4	236	So.	4	Charlotte, NC/Providence Day School
20	C'Bo Flemister	RB	5-11 1/4	201	Jr.	3	Williamson, GA/Pike County
7	Isaiah Foskey	DL	6-4 7/8	257	So.	4	Antioch, CA/De La Salle
76	Dillan Gibbons	OL	6-4	309	Sr.	2	Clearwater, FL/Clearwater Central Catholic
38	Dawson Goepferich	K/P	6-2	200	Gr.	1	Holt, MO/Kearney/Brown
50	Reed Gregory	LB	6-0	210	Sr.	2	Morristown, NJ/Delbarton
3	Houston Griffith	S	5-11 3/4	204	Jr.	2	Chicago, IL/IMG Academy (FL)
61	Colin Grunhard	C	6-0 1/2	290	Sr.	1	Mission, KS/Bishop Miege
72	Robert Hainsey	OL	6-4 3/8	290	Sr.	1	Pittsburgh, PA/IMG Academy (FL)
14	Kyle Hamilton	S	6-4	219	So.	3	Atlanta, GA/Marist School
5	Cam Hart	CB	6-2 1/2	207	So.	4	Baltimore, MD/Good Counsel
9	Daelin Hayes	DL	6-3 3/4	258	Gr.	1	Belleville, MI/Skyline
11	Ramon Henderson	CB	6-1	189	Fr.	4	Bakersfield, CA/Liberty
49	Jack Henige	TE	6-5	238	Sr.	2	Hinsdale, IL/Fenwick
41	Kurt Hinish	DL	6-1 3/4	296	Sr.	1	Pittsburgh, PA/Central Catholic

No.	Name	Pos.	Ht.	Wt.	Cl.	Elg.	Hometown/High School
15	Jordan Johnson	WR	6-1 5/8	195	Fr.	4	St. Louis, MO/Desmet Jesuit
13	Lawrence Keys III	WR	5-10 3/8	173	Jr.	3	New Orleans, LA/McDonogh 35
24	Jack Kiser	LB	6-1 3/8	227	So.	4	Royal Center, IN/Pioneer
78	Tommy Kraemer	OL	6-5 3/8	317	Gr.	1	Cincinnati, OH/Elder
73	Andrew Kristofic	OL	6-5 3/4	292	So.	4	Gibsonia, PA/Pine-Richland
54	Jacob Lacey	DL	6-1 3/8	293	So.	3	Bowling Green, KY/South Warren
31	Jack Lamb	LB	6-3 3/4	230	Jr.	3	Temecula, CA/Great Oak
0	Braden Lenzy	WR	5-11 3/8	181	Jr.	3	Tigard, OR/Tigard Senior
26	Clarence Lewis	DB	5-11 1/2	192	Fr.	4	Edison, NJ/Mater Dei
48	Xavier Lezynski	TE	6-1 3/4	213	Gr.	2	Newtown, PA/Notre Dame (NJ)
35	Marist Liufau	LB	6-2 1/4	226	So.	4	Kalihi, HI/Punahou
75	Josh Lugg	OL	6-6 7/8	310	Sr.	2	Wexford, PA/North Allegheny Senior
25	John Mahoney	S	6-0	207	Sr.	2	West Des Moines, IA/Valley
87	Michael Mayer	TE	6-4 1/2	249	Fr.	4	Independence, KY/Covington Catholic
4	Nick McCloud	CB	6-0 1/2	192	Gr.	1	Rock Hill, SC/South Pointe
88	Javon McKinley	WR	6-2	215	Gr.	1	Corona, CA/Centennial
99	Rylie Mills	DL	6-5 1/2	273	Fr.	4	Lake Bluff, IL/Lake Forest
29	Ovie Oghoufo	DL	6-3	240	Jr.	3	Lathrup Village, MI/Harrison
91	Adetokunbo Ogundeji	DL	6-4 3/8	268	Gr.	1	West Bloomfield, MI/Walled Lake Central
18	Nana Osafo-Mensah	DL	6-3 1/2	249	So.	4	Fort Worth, TX/Nolan Catholic
6	Jeremiah Owusu-Koramoah	LB	6-1 1/2	215	Sr.	2	Hampton, VA/Bethel
55	Jarrett Patterson	OL	6-4 1/2	305	Jr.	3	Laguna Hills, CA/Mission Viejo
44	Alex Peitsch	LS	6-1 1/2	208	Fr.	4	Ellicott City, MD/St. John's College
32	Patrick Pelini	S	6-1	190	Sr.	2	Youngstown, OH/Cardinal Mooney
10	Isaiah Pryor	DB	6-1 1/2	204	Gr.	2	Lawrenceville, GA/Archer/Ohio State
10	Drew Pyne	QB	5-11 1/2	194	Fr.	4	New Canaan, CT/New Canaan
30	Jake Rittman	P	6-2 1/4	197	Jr.	3	Lawrence, KS/Free State
15	Isaiah Rutherford	CB	6-0 1/2	193	So.	4	Sacramento, CA/Jesuit
32	Matt Salerno	WR	6-0 3/8	196	Jr.	3	Valencia, CA/Crespi Carmelite
33	Shayne Simon	LB	6-2 3/4	230	Jr.	2	West Orange, NJ/St. Peter's Prep
11	Ben Skowronek	WR	6-2 7/8	220	Gr.	1	Fort Wayne, IN/Homestead/Northwestern
95	Myron Tagovailoa-Amosa	DL	6-2 1/2	282	Sr.	2	Ewa Beach, HI/Kapole
85	George Takacs	TE	6-6	245	Jr.	3	Naples, FL/Gulf Coast
24	Tommy Tremble	TE	6-4	248	Jr.	3	Johns Creek, GA/Wesleyan
25	Chris Tyree	RB	5-9 1/2	188	Fr.	4	Chester, VA/Thomas Dale
30	Chris Velotta	S	5-8 7/8	194	So.	4	Cleveland, OH/St. Ignatius
65	Michael Vinson	LS	6-2	226	Jr.	3	Winnetka, IL/New Trier
16	KJ Wallace	S	5-10 1/4	189	So.	4	Atlanta, GA/The Lovett School
40	Drew White	LB	6-0 1/4	227	Sr.	2	Boca Raton, FL/St. Thomas Aquinas
18	Joe Wilkins Jr.	WR	6-1 1/2	190	Jr.	3	North Fort Myers, FL/North Fort Myers
23	Kyren Williams	RB	5-9	195	So.	4	St. Louis, MO/St. John Vianney
89	Brock Wright	TE	6-4 1/2	255	Sr.	1	Cypress, TX/Cy-Fair

Note: Class years are academic enrollment; Eligibility is seasons remaining entering year (all listed for fall of 2020)

Jayson Ademilola	add-ah-ME-oh-la	Jonathan Doerer	DOOR-er	Jack Henige	Hen-uh-gee	Adetokunbo Ogundeji	"ah-DAY" O-gun-day-gee
Justin Ademilola	add-ah-ME-oh-la	Liam Eichenberg	ike-EN-burg	Kurt Hinish	HI-nish	Nana Osafo-Mensah	nah-nah oh-SAH-fh MEN-suh
Litchfield Ajavon	adge-AH-von	Cameron Ekanayake	eck-uh-NY-uh-kuh	Isaiah Foskey	Foss key	Jeremiah Owusu-Koramoah	oh-WOO-sue COR-ah-MO-uh
Leo Albano	al-BAHN-o	Osita Ekwonu	oh-SEE-tuh e-KWAN-ooo	Andrew Kristofic	kris-TAH-fik	Alex Peitsch	Pie-tsich
Kevin Bauman	Bow-man	C'Bo Flemister	SEE-bo	Marist Liufau	lee-UH-fow	George Takacs	tak-ISS
TaRiq Bracy	tuh-Rlque	Dawson Goepferich	Gah-frich	Michael Mayer	Mayor	Myron Tagovailoa-Amosa	tounge-uh-vai-LO-uah uh-MOE-suh
Cole Capen	Cape-un	Daelin Hayes	DAY-lin	Javon McKinley	ja-VON		
Zeke Correll	Core-ell	Ramon Henderson	RAH-moan	Ovie Oghoufo	uh-GO-fu		



TRAVEL ROSTER

No.	Name	Pos.	Ht.	Wt.	Cl.	Elg.	Hometown/High School
0	Braden Lenzy	WR	5-11 ¾	181	Jr.	3	Tigard, OR/Tigard Senior
3	Avery Davis	WR	5-11	202	Sr.	2	Cedar Hill, TX/Cedar Hill
3	Houston Griffith	S	5-11 ¾	204	Jr.	2	Chicago, IL/IMG Academy (FL)
4	Kevin Austin Jr.	WR	6-2	215	Jr.	3	Ft. Lauderdale, FL/North Broward Prep
4	Nick McCloud	CB	6-0 ½	192	Gr.	1	Rock Hill, SC/South Pointe/NC State
5	Cam Hart	CB	6-2 ½	207	So.	4	Baltimore, MD/Good Counsel
6	Jeremiah Owusu-Koramoah	LB	6-1 ½	215	Sr.	2	Hampton, VA/Bethel
7	Brendon Clark	QB	6-1 ¾	212	So.	4	Midlothian, VA/Manchester
7	Isaiah Foskey	DL	6-4 ¾	257	So.	4	Antioch, CA/De La Salle
8	Jafar Armstrong	WR	6-0 ¾	220	Sr.	2	Lee's Summit, MO/Bishop Miege
9	Daelin Hayes	DL	6-3 ¾	258	Gr.	1	Belleville, MI/Skyline
10	Isaiah Pryor	S	6-1 ½	204	Gr.	2	Lawrenceville, GA/Archer/Ohio State
10	Drew Pyne	QB	5-11 ½	194	Fr.	4	New Canaan, CT/New Canaan
11	Ramon Henderson	CB	6-1	189	Fr.	4	Bakersfield, CA/Liberty
11	Ben Skowronek	WR	6-2 ¾	220	Gr.	1	Fort Wayne, IN/Homestead/Northwestern
12	Ian Book	QB	6-0 ½	206	Gr.	1	El Dorado Hills, CA/Oak Ridge
12	DJ Brown	S	6-0 ¾	194	Jr.	3	Annapolis, MD/St. John's College
13	Lawrence Keys III	WR	5-10 ¾	173	Jr.	3	New Orleans, LA/McDonogh 35
14	J.D. Carney	QB	5-10	180	Sr.	2	San Diego, CA/Cathedral Catholic
14	Kyle Hamilton	S	6-4	219	So.	3	Atlanta, GA/Marist School
15	Jordan Johnson	WR	6-1 ¾	195	Fr.	4	St. Louis, MO/Desmet Jesuit
15	Isaiah Rutherford	CB	6-0 ½	193	So.	4	Sacramento, CA/Jesuit
16	Cameron Ekanayake	RB	6-0	200	Sr.	2	Niles, MI/Edwardsburg
16	KJ Wallace	S	5-10 ¾	189	So.	4	Atlanta, GA/The Lovett School
17	Jordan Botelho	DL	6-2 ½	248	Fr.	4	Honolulu, HI/Saint Louis
17	Cole Capen	QB	6-4 ½	227	Jr.	3	Yorba Linda, CA/Orange Lutheran
18	Nana Osafo-Mensah	DL	6-3 ½	249	So.	4	Fort Worth, TX/Nolan Catholic
18	Joe Wilkins Jr.	WR	6-1 ½	190	Jr.	3	North Fort Myers, FL/North Fort Myers
19	Justin Ademilola	DL	6-1 ¾	248	Jr.	3	Jackson, NJ/St. Peter's Prep
19	Jay Bramblett	P	6-1 ½	193	So.	3	Tuscaloosa, AL/Hillcrest
20	Shaun Crawford	S	5-9 ½	180	Gr.	1	Lakewood, OH/St. Edward
20	C'Bo Flemister	RB	5-11 ¼	201	Jr.	3	Williamson, GA/Pike County
23	Litchfield Ajavon	S	6-0 ¾	198	So.	4	Baltimore, MD/Episcopal
23	Kyren Williams	RB	5-9	195	So.	4	St. Louis, MO/St. John Vianney
24	Jack Kiser	LB	6-1 ¾	227	So.	4	Royal Center, IN/Pioneer
24	Tommy Tremble	TE	6-4	248	Jr.	3	Johns Creek, GA/Wesleyan
25	Chris Tyree	RB	5-9 ½	188	Fr.	4	Chester, VA/Thomas Dale
25	John Mahoney	S	6-0	207	Sr.	2	West Des Moines, IA/Valley
26	Leo Albano	WR	6-1	219	Jr.	3	Charleston, SC/Bishop England
26	Clarence Lewis	CB	5-11 ½	192	Fr.	4	Edison, NJ/Mater Dei
27	JD Bertrand	LB	6-1	228	So.	4	Alpharetta, GA/Blessed Trinity
28	TaRiq Bracy	CB	5-10 ¾	180	Jr.	2	Milpitas, CA/Milpitas
29	Ovie Oghoufo	DL	6-3	240	Jr.	3	Lathrup Village, MI/Harrison

No.	Name	Pos.	Ht.	Wt.	Cl.	Elg.	Hometown/High School
30	Jake Rittman	P	6-2 ¼	197	Jr.	3	Lawrence, KS/Free State
30	Chris Velotta	S	5-8 ¾	194	So.	4	Cleveland, OH/St. Ignatius
31	Jack Lamb	LB	6-3 ¾	230	Jr.	3	Temecula, CA/Great Oak
32	Patrick Pelini	S	6-1	190	Sr.	2	Youngstown, OH/Cardinal Mooney
32	Matt Salerno	WR	6-0 ¾	196	Jr.	3	Valencia, CA/Crespi Carmelite
33	Shayne Simon	LB	6-2 ¾	230	Jr.	2	West Orange, NJ/St. Peter's Prep
34	Osita Ekwonu	LB	6-0 ¾	236	So.	4	Charlotte, NC/Providence Day School
35	Marist Liufau	LB	6-2 ¼	226	So.	4	Kalihi, HI/Punahou
38	Dawson Goepferich	K/P	6-2	200	Gr.	1	Holt, MO/Kearney/Brown
39	Jonathan Doerer	K/P	6-3	197	Sr.	1	Charlotte, NC/South Mecklenburg
40	Drew White	LB	6-0 ¼	227	Sr.	2	Boca Raton, FL/St. Thomas Aquinas
41	Kurt Hinish	DL	6-1 ¾	296	Sr.	1	Pittsburgh, PA/Central Catholic
44	Alex Peitsch	LS	6-1 ½	208	Fr.	4	Ellicott City, MD/St. John's College
48	Xavier Lezynski	TE	6-1 ¾	213	Gr.	2	Newtown, PA/Notre Dame (NJ)
49	Jack Henige	TE	6-5	238	Sr.	2	Hinsdale, IL/Fenwick
50	Reed Gregory	LB	6-0	210	Sr.	2	Morristown, NJ/Delbarton
52	Bo Bauer	LB	6-2 ¾	230	Jr.	2	Harborcreek, PA/Cathedral Prep
52	Zeke Correll	OL	6-3	295	So.	4	Cincinnati, OH/Anderson
54	Jacob Lacey	DL	6-1 ¾	293	So.	3	Bowling Green, KY/South Warren
55	Jarrett Patterson	OL	6-4 ½	305	Jr.	3	Laguna Hills, CA/Mission Viejo
56	Howard Cross III	DL	6-0 ¾	275	So.	3	Paramus, NJ/Saint Joseph Regional
56	John Dirksen	OL	6-5 ½	306	Jr.	3	Maria Stein, OH/Marion Local
57	Jayson Ademilola	DL	6-3	279	Jr.	2	Jackson, NJ/St. Peter's Prep
61	Colin Grunhard	C	6-0 ½	290	Sr.	1	Mission, KS/Bishop Miege
65	Michael Vinson	LS	6-2	226	Jr.	3	Winnetka, IL/New Trier
69	Aaron Banks	OL	6-5 ¾	330	Sr.	2	Alameda, CA/El Cerrito
72	Robert Hainsey	OL	6-4 ¾	290	Sr.	1	Pittsburgh, PA/IMG Academy (FL)
73	Andrew Kristofic	OL	6-5 ¼	292	So.	4	Gibsonia, PA/Pine-Richland
74	Liam Eichenberg	OL	6-6 ¾	302	Gr.	1	Cleveland, OH/Saint Ignatius
75	Josh Lugg	OL	6-6 ¾	310	Sr.	2	Wexford, PA/North Allegheny Senior
76	Dillan Gibbons	OL	6-4	309	Sr.	2	Clearwater, FL/Clearwater Central Catholic
77	Quinn Carroll	OL	6-6 ¾	306	So.	4	Edina, MN/Edina
78	Tommy Kraemer	OL	6-5 ¾	317	Gr.	1	Cincinnati, OH/Elder
79	Tosh Baker	OL	6-8	300	Fr.	4	Scottsdale, AZ/Pinnacle
84	Kevin Bauman	TE	6-4 ½	240	Fr.	4	Red Bank, NJ/Red Bank Catholic
85	George Takacs	TE	6-6	245	Jr.	3	Naples, FL/Gulf Coast
87	Michael Mayer	TE	6-4 ½	249	Fr.	4	Independence, KY/Covington Catholic
88	Javon McKinley	WR	6-2	215	Gr.	1	Corona, CA/Centennial
89	Brock Wright	TE	6-4 ½	255	Sr.	1	Cypress, TX/Cy-Fair
91	Adetokunbo Ogundeji	DL	6-4 ¾	268	Gr.	1	West Bloomfield, MI/Walled Lake Central
95	Myron Tagovailoa-Amosa	DL	6-2 ½	282	Sr.	2	Ewa Beach, HI/Kapole
99	Rylie Mills	DL	6-5 ½	273	Fr.	4	Lake Bluff, IL/Lake Forest

Note: Class years are academic enrollment; Eligibility is seasons remaining entering year (all listed for fall of 2020)

Jayson Ademilola	add-ah-ME-oh-la	Jonathan Doerer	DOOR-er	Jack Henige	Hen-uh-gee	Adetokunbo Ogundeji	"ah-DAY" O-gun-day-gee
Justin Ademilola	add-ah-ME-oh-la	Liam Eichenberg	ike-EN-burg	Kurt Hinish	HI-nish	Nana Osafo-Mensah	nah-nah oh-SAH-fo MEN-suh
Litchfield Ajavon	adge-AH-von	Cameron Ekanayake	eck-uh-NY-uh-kuh	Isaiah Foskey	Foss key	Jeremiah Owusu-Koramoah	oh-WOO-sue COR-ah-MO-uh
Leo Albano	al-BAHN-o	Osita Ekwonu	oh-SEE-tuh e-KWAN-ooo	Andrew Kristofic	kris-TAH-fik	Alex Peitsch	Pie-tsuh
Kevin Bauman	Bow-man	C'Bo Flemister	SEE-bo	Marist Liufau	lee-UH-fow	George Takacs	tak-ISS
TaRiq Bracy	tuh-Rlque	Dawson Goepferich	Gah-frich	Michael Mayer	Mayor	Myron Tagovailoa-Amosa	tounge-uh-vai-LO-uah uh-MOE-suh
Cole Capen	Cape-un	Daelin Hayes	DAY-lin	Javon McKinley	ja-VON		
Zeke Correll	Core-ell	Ramon Henderson	RAH-moan	Ovie Oghoufo	uh-GO-fu		

NOTRE DAME OFFENSE

Pos.	No.	Name	Ht.	Wt.	Class	Elig.*
WR	11	Ben Skowronek	6-3	224	Gr.	1
	18	Joe Wilkins Jr.	6-1 ½	190	Jr.	3
WR	3	Avery Davis	5-11	202	Sr.	2
	18	Joe Wilkins Jr.	6-1 ½	190	Jr.	3
LT	74	Liam Eichenberg	6-6 ¾	302	Gr.	1
	73	Andrew Kristofic	6-5 ¾	292	So.	4
LG	69	Aaron Banks	6-5 ¾	330	Sr.	2
	76	Dillan Gibbons	6-4	309	Sr.	2
C	52	Zeke Correll	6-3	295	So.	4
or	75	Josh Lugg	6-6 ¾	310	Sr.	2
RG	75	Josh Lugg	6-6 ¾	310	Sr.	2
	56	John Dirksen	6-5 ½	306	Jr.	3
RT	72	Robert Hainsey	6-4 ½	290	Sr.	1
	77	Quinn Carroll	6-6 ¾	306	So.	4
TE	89	Brock Wright	6-4 ½	255	Sr.	1
	24	Tommy Tremble	6-4	248	Jr.	3
or	85	George Takacs	6-6	245	Jr.	3
or	87	Michael Mayer	6-5	235	Fr.	4
WR	88	Javon McKinley	6-2	215	Gr.	1
	8	Jafar Armstrong	6-0 ¾	220	Sr.	2
QB	12	Ian Book	6-0 ½	206	Gr.	1
	7	Brendon Clark	6-1 ¾	212	So.	4
RB	23	Kyren Williams	5-9	194	So.	4
	25	Chris Tyree	5-9 ½	188	Fr.	4
or	20	C'Bo Flemister	5-11 ¼	201	Jr.	3

NOTRE DAME DEFENSE

Pos.	No.	Name	Ht.	Wt.	Class	Elig.*
DE	9	Daelin Hayes	6-3 ¾	270	Gr.	1
	29	Ovie Oghoufo	6-3	240	Jr.	3
or	7	Isaiah Foskey	6-4 ¾	257	So.	4
DT	95	Myron Tagovailoa-Amosa	6-2 ½	282	Sr.	2
	99	Rylie Mills	6-5 ½	273	Fr.	4
NG	41	Kurt Hinish	6-1 ¾	296	Sr.	1
	54	Jacob Lacey	6-1 ¾	293	So.	3
or	56	Howard Cross III	6-0 ¾	275	So.	3
DE	91	Adetokunbo Ogundeji	6-4 ¾	268	Gr.	1
	19	Justin Ademilola	6-1 ¾	248	Jr.	3
or	7	Isaiah Foskey	6-4 ¾	257	So.	4
BUCK	33	Shayne Simon	6-2 ¾	230	Jr.	2
or	35	Marist Liufau	6-2 ¼	226	So.	4
or	24	Jack Kiser	6-1 ¾	227	So.	4
MIKE	40	Drew White	6-0 ¼	227	Sr.	2
	52	Bo Bauer	6-2 ¾	230	Jr.	2
ROV	6	Jeremiah Owusu-Koramoah	6-1 ½	215	Sr.	2
	10	Isaiah Pryor	6-1 ½	204	Gr.	2
CB	4	Nick McCloud	6-0 ½	192	Gr.	1
	5	Cam Hart	6-2 ½	207	So.	4
FS	14	Kyle Hamilton	6-4	219	So.	3
	12	DJ Brown	6-0 ¾	194	Jr.	3
SS	20	Shaun Crawford	5-9 ½	180	Gr.	1
	3	Houston Griffith	5-11 ¾	204	Jr.	2
	16	KJ Wallace	5-10 ¼	189	So.	4
CB	26	Clarence Lewis	5-11 ½	192	Fr.	4
	28	TaRiq Bracy	5-10 ¾	180	Jr.	2

NOTRE DAME SPECIAL TEAMS

Pos.	No.	Name	Ht.	Wt.	Class	Elig.*
KO	39	Jonathan Doerer	6-3	197	Sr.	1
	38	Dawson Goepferich	6-2	200	Gr.	1
PK	39	Jonathan Doerer	6-3	197	Sr.	1
	38	Dawson Goepferich	6-2	200	Gr.	1
P	19	Jay Bramblett	6-1 ½	193	So.	3
	38	Dawson Goepferich	6-2	200	Gr.	1
LS	65	Michael Vinson	6-2	226	Jr.	3
	44	Alex Peitsch	6-1 ½	208	Fr.	4

NOTRE DAME SPECIAL TEAMS

Pos.	No.	Name	Ht.	Wt.	Class	Elig.*
HLD	19	Jay Bramblett	6-1 ½	193	So.	3
	14	J.D. Carney	5-10	180	Sr.	2
PR	32	Matt Salerno	6-0 ¾	196	Jr.	3
or	13	Lawrence Keys III	5-10 ¾	173	Jr.	3
KR	25	Chris Tyree	5-9 ½	188	Fr.	4
	8	Jafar Armstrong	6-0 ¾	220	Sr.	2

**Indicates years of eligibility remaining entering the 2020 season (class indicates academic year)*



NOTRE DAME STADIUM

- In its 91st season as the home of Fighting Irish Football, Notre Dame boasts a 361-114-5 (.757) record in Notre Dame Stadium.



HOME FIELD WIN STREAK

- Notre Dame has won 24-straight games at home dating back to Sept. 30, 2017, starting with a victory over Miami (Ohio) and extending to the 2020 win over Clemson (47-40).
- It continues the modern-era record for longest home winning streak for the Irish (28-straight from 1942-50). With the 52-0 shutout of South Florida, the Irish topped the previous modern streak of 19-straight from 1987-90.
- Clemson is the only Power 5 program that boasts a home streak of more than 23 games:

School	Home Winning Streak
Clemson	28
NOTRE DAME	24
Ohio State	23

- With the win over Syracuse, the Irish completed an undefeated home slate for the third-consecutive season.
- Notre Dame has not achieved three-straight undefeated home seasons since 1987-89.
- Football student-athletes who are true seniors boast a 25-1 record at Notre Dame Stadium, since beginning their Irish careers in 2017.

BEATING NO. 1 AT HOME

- The last two times the Irish have played at Notre Dame Stadium as a top-five team against a No. 1 program, the Irish are undefeated (1993 vs. Florida State and 2020 vs. Clemson).
- Attendance at Notre Dame Football games in 2020 was limited to 20 percent or less of Notre Dame Stadium's normal capacity. Tickets for the Syracuse game were made available to University of Notre Dame Faculty and Staff.
- All attendees were required to wear masks and practice physical distancing. Tailgating was not permitted, and mobile ticketing was employed.

2020, MAN

TAKING ON THE BEST

- Notre Dame's victory over No. 1 Clemson was Notre Dame's ninth win over an AP No. 1 opponent, which ties for second-most all-time (Miami). Only Alabama has more (10).
- The matchup with Clemson was the first game for the Irish against the No. 1 team in the Brian Kelly era. Notre Dame has played one other Top 10 team at home in that span: No. 8 ND winning 38-17 over No. 7 Stanford (2018).
- Notre Dame has won six of the last seven games when playing No. 1 as a top-five team.
- Notre Dame's 47 points vs. Clemson are the most an Irish team has ever scored against a No. 1 opponent.
- Of the five longest regular-season winning streaks in college football history, Notre Dame has single-handedly ended three of those streaks: Oklahoma's 45 (1953-57), Miami's 36 (1985-88) and Clemson's 36 (2017-20).
- Since the start of 2018, Notre Dame is 33-3 (.917). That rate ranks fourth among all teams who have made an appearance in the College Football Playoff since its inception in 2014.
- Among those teams, Notre Dame is one of just four teams that have totaled three or fewer losses since the beginning of 2018.

School	Record Since 2018	Win Pct.
Clemson	38-2	.950
Alabama	35-2	.946
Ohio State	31-2	.939
NOTRE DAME	33-3	.917
Oklahoma	31-6	.838
Georgia	30-7	.811
LSU	29-8	.784
Oregon	24-8	.750
Washington	21-10	.667
Michigan State	16-17	.485
Florida State	14-20	.412

WELCOME TO THE CLUB

- Notre Dame will compete for a football conference championship for the first time in the program's one-year history of being a conference member.
- For the first time in the 132-year history of the Notre Dame Football Program, the Fighting Irish played the 2020 football season as members of the Atlantic Coast Conference (131 years were spent as an independent. The 132nd season is the first in the ACC).
- In the ACC Preseason Order of Finish, the Irish were ranked second behind Clemson, who entered the season as the top-ranked team in the nation. On Nov. 7, Notre Dame beat Clemson at Notre Dame Stadium (47-40, 20T).
- In a partnership that began in 2014, Notre Dame and the ACC agreed to schedule the Irish to play, on average, five ACC opponents each season. Originally scheduled through the 2025 season, the games have now been scheduled through the 2037 campaign.

- Notre Dame is 32-7 (.821) against ACC opponents since the scheduling agreement began during the 2014 season, and including 2020 play as a conference member (See page 20 for complete list of games under this agreement).

2020 CAPTAINS

- Dick Corbett Head Football Coach Brian Kelly announced five team captains for Notre Dame's 2020 football campaign this fall. They include returning 2019 captains QB Ian Book and OL Robert Hainsey, as well as first-time captains S Shaun Crawford, DL Daelin Hayes and DL Adetokunbo Ogundeji.
- Book and Hainsey earn the role as rare two-time captains, just the 23rd and 24th Notre Dame players in the program's 131-season history to ever serve multiple seasons as a team captain. More than 200 players have served in the captain role for Irish Football.

IRISH IN THE POLLS

- The Irish were ranked No. 2 in the AP Poll beginning November 8, their highest ranking since 2012.
- Through the Brian Kelly era (11 seasons), the Irish have been ranked in the AP Top 10 at least one week in each of the last seven seasons, and eight of the last nine.
- The Irish have been ranked in the AP Top 10 for their first game in November in five of the seven seasons of the College Football Playoff's existence, within striking distance of a playoff spot.
- Notre Dame has been ranked in the AP Top 25 for 60-consecutive weeks, the longest such streak for the Irish since the 1994 season (124 weeks).

Notre Dame - Consecutive Weeks Appearing in the AP Poll	Seasons
124	1987-1994
97	1969-1975
75	1942-1950
60	2017-2020
46	1952-1956
41	1964-1967

- The 60-week run currently ranks fourth among all FBS active streaks, which do not include teams who were not listed in the initial AP polls at the beginning of the season (Big Ten and Pac-12).

Team	Weeks	Seasons
Alabama	211	2008-20
Clemson	100	2014-20
Georgia	64	2017-20
NOTRE DAME	60	2017-20
Florida	43	2018-20
Cincinnati	26	2019-20



CLEMSON - THE LAST TIME

- **November 7, 2020 - Notre Dame 47, Clemson 40 (20T):** In the most anticipated game at Notre Dame Stadium in over a decade, No. 4 Notre Dame took down No. 1 Clemson, 47-40. The Irish earned their ninth win in program history over an A.P. No. 1, which ties Miami for second all-time.
- The Irish led the Tigers for a majority of the game, until Clemson broke through with 3:33 remaining to take a 33-26 lead.
- With 1:48 left, **Ian Book** led the Irish with an eight-play, 91-yard drive, highlighted by a 53-yard pass to **Avery Davis**. Book later hit Davis for a TD to tie.
- Clemson scored in overtime, and the Irish responded with a **Kyren Williams** rush into the endzone.
- The Irish then started the second overtime with the ball. A 12-yard rush from Book, followed by a 10-yard reception by **Ben Skowronek**, was punctuated by another three-yard touchdown run from Williams.
- Notre Dame's defense recorded back-to-back sacks to set up an eventual Clemson 4th-and-24. The Irish denied the ensuing passing play and earned its 23rd consecutive win at home.
- The Fighting Irish defense held the Tigers to 34 rushing yards for their lowest total since 2009 while limiting Travis Etienne to his fewest yards per carry of his career (1.6).

SERIES HISTORY

CLEMSON (2-3-0)

H: 1-1-0; A: 1-1-0; N: 0-1-0

Home/Away	Year	Score
Away	1977	ND 21, CU 17
Home	1979	ND 10, CU 16
Away	2015	ND 22, CU 24
CFP Semifinal	2018	ND 3, CU 30
Home	2020	ND 47, CU 40 (20T)

CLEMSON CONNECTIONS

- Two Notre Dame players hail from the state of South Carolina: **Nick McCloud** (Rock Hill) and **Leo Albano** (Charleston).
- Notre Dame DL **Ovie Oghoufo's** cousin is Clemson DT **Ruke Orhoro**.

THE BOOK OF IAN

- Graduate student quarterback **Ian Book** is the winningest quarterback in Notre Dame history, going 30-3 (.909) as a starter, which ranks second nationally among all FBS quarterbacks (min. 20 wins), even as Book ranks 11th overall in total QB career starts (33). His 30 wins are third among all FBS quarterbacks.


Player	Team	QB Win Pct.
Trevor Lawrence	Clemson	97.1 (33-1)
IAN BOOK	NOTRE DAME	90.9 (30-3)
Desmond Ridder	Cincinnati	87.9 (29-4)
Zac Thomas	Appalachian State	83.8 (31-6)
McKenzie Milton	UCF	81.8 (27-6)
Brady White	Memphis	69.2 (28-11)
Brock Purdy	Iowa State	70.9 (22-9)
Kellen Mond	Texas A&M	69.0 (29-13)
Shane Buechele	SMU	64.3 (27-15)

- Book is the only Power 5 quarterback with more than 240 pass attempts and only two interceptions (or fewer). Book owns 286 attempts with just two picks.
- Book's 266-consecutive attempts without an interception (Duke-Syracuse) was the longest such streak in Notre Dame quarterback history, and ended as the longest-active streak in the FBS. The next closest in Irish QB history is Brady Quinn's 226 (Michigan State-Army, 2006).
- Book completed a perfect record as a starting quarterback in Notre Dame Stadium. Book is 15-0 as a starter at home. Tony Rice posted a 15-0 record (1987-89), Joe Theismann went 11-0-1 (1968-70) and John Lujack was 9-0 (1943, 46-47).

THE CHAPTERS

- With the win over Syracuse, Book earned the most wins ever by an Irish starting quarterback (30).
- With eight rushing touchdowns this season, Book ranks third among all Power 5 quarterbacks in season rushing touchdowns. Book moved into fourth all-time in Notre Dame quarterback rushing touchdowns with 14. His eight rushing touchdowns in 2020 tie for fifth all-time among Irish QBs in a single season.
- Book was selected as Manning Award Quarterback of the Week for his performance vs. Syracuse, in which he went 24-of-37 for 285 yards and three touchdowns, adding eight rushes for 53 yards and two touchdowns. His five touchdowns were the most by any Power 5 player (any position) on the weekend. No FBS player accounted for more touchdowns on the week than Book's five, which tied his career-high and was the most by an Irish player since he passed for five touchdowns vs. Navy in 2019.
- Entering the game, Syracuse's defense allowed an average of 251.8 passing yards per game. Book surpassed that mark in the first half alone with 252 passing yards.
- Book was responsible for 19 of Notre Dame's 27 first downs on the day (15 passing, four rushing), and all but one of the Irish's 15 first downs in the first half (the only other Notre Dame first down in the first half was by penalty).

- With his performance at UNC, Book moved into second all-time in career passing yards (now owns 8,500), passing Jimmy Clausen (8,148).
- In the 31-17 win at North Carolina, Book went 23-of-33 for 279 yards and a touchdown (Zero INTs, 53-yard long), adding eight rushes for 48 yards. He posted a season-long 33-yard run against the Tar Heels, the longest run by a starting quarterback in the ACC last week.
- The graduate student quarterbacked the Irish to four touchdown drives of at least 75 yards against the Tar Heels, including a season-long scoring drive of 97 yards.
- Book led the Irish to 478 yards of total offense against a UNC defense that entered the game allowing 413.6 yards of offense per game.
- Book went 20-of-27 for 283 yards and three touchdowns in the 45-31 win over Boston College. Posting zero sacks and zero interceptions, he also added 10 rushes for 85 yards and a touchdown, leading the team in rushing yards.
- With a 74.1 completion PCT., Book led all ACC quarterbacks on the weekend. He was also the only ACC quarterback not to take a sack on the weekend (among eligible QBs).
- His 10.48 yards/attempt were the second-most in the ACC for the week. Book's 198.8 passer rating ranked sixth on the weekend among all FBS quarterbacks.
- Accounting for four touchdowns (three passing, one rushing), Book's game marked the first time a Notre Dame player has been responsible for four or more touchdowns in a single game since he did it at Stanford in 2019.
- Taking down No. 1 Clemson in double-overtime, Book was awarded the game ball for a performance in which he completed 22 passes for 310 yards and a touchdown, also rushing 14 times for 67 yards.
- His 310 passing yards came against the then second-ranked passing defense in the ACC (behind Notre Dame) in Clemson (allowed 174.9 avg./game entering the game), marking the eighth 300-yard game of his career. He now ranks third all-time in 300-yard passing games among all Irish QBs, passing offensive coordinator Tommy Rees (7).
- Book went 5-for-5 to start the game, not throwing his first incompletion until 13:20 remained in the second quarter.
- His 67 rushing yards alone outpaced the entire Clemson offense, which posted 34 rushing yards.



NATIONAL RANKINGS

TEAM NATIONAL RANKINGS

*Conference leader

OFFENSE

- *Third-down conversion pct.: Seventh (0.514)
- Total first downs: 10th (249)
- Passes had intercepted: Seventh (2)
- Rushing offense: 11th (235.0/game)
- Scoring offense: 18th (37.7/game)
- Total offense: 19th (474.4/game)

DEFENSE

- *Third-down conversion defense: Third (0.264)
- Fumbles recovered: Seventh (10)
- Rushing defense: Eighth (99.7)
- Total defense: 14th (314.5)
- *Scoring defense: 12th (17.1)
- Team tackles for loss: 11th (8.1)

SPECIAL TEAMS

- Blocked punts: Sixth (2)
- Blocked kicks: 14th (2)
- Punt return defense: 17th (2.20)

TEAM

- *Time of possession: Seventh (34:09)
- *Fewest penalty yards: 17th (40.6/game)

INDIVIDUAL NATIONAL RANKINGS

*Conference leader

QB Ian Book (Gr.)

- Passing yards: 18th (2,382)
- Points responsible for: 19th (138)

DL Jordan Botelho (Fr.)

- *Punt return TDs: Third (1)

K/P Jonathan Doerer (Sr.)

- Total points scored: 18th (88)

DL Isaiah Foskey (So.)

- *Punt return TDs: Third (1)

CB Nick McCloud (Gr.)

- Fumbles recovered: Ninth (2 total)

LB Jeremiah Owusu-Koramoah (Sr.)

- Fumbles recovered: Ninth (2 total)

DL Myron Tagovailoa-Amosa (Sr.)

- Fumbles recovered: Ninth (2 total)

RB Chris Tyree (Fr.)

- Combined kick returns: 23rd (411)

RB Kyren Williams (So.)

- Rushing TDs: Eighth (12)
- Rushing yards: Ninth (1,011)
- Rushing yards/game: 25th (101.1)
- Total touchdowns: 11th (13)

- Thirteen of Book's 22 completions were for gains of 10 yards or more, and four gained 28 yards or more. Six of Book's completions resulted in successful third-down conversions.
- In the game at Georgia Tech, Book completed 18 passes for 199 yards and a touchdown, while also rushing for 46 yards. Three of his rushes resulted in first downs, and two of those first-down runs were 13 yards or longer.
- Book was named to the Davey O'Brien Great 8 List for his performance in the 45-3 road win over Pitt. Book completed 16 passes for 312 yards and three TDs with zero interceptions. His three passing touchdowns led all ACC quarterbacks that week, along with his TD pct. (10.0, min. 20 attempts). His 312 passing yards were the second-most in the conference that week, and his 173.7 rating was the second-highest in the ACC for the week.
- Book's three TD passes against Pitt ranked second among all Power 5 quarterbacks that week (just four other Power 5 quarterbacks threw three or more TD passes that week).
- Book's 73-yard touchdown pass to Ben Skowronek was the third-longest pass in the FBS that week and second-longest among ACC quarterbacks.
- Notre Dame posted 11 rushing first downs against the ACC's top-ranked rushing defense (Pitt), and Book was responsible for three of those first downs, including an 18-yard dash to later set up the 73-yard TD pass to Skowronek.
- In the win over Louisville, Book passed for 106 yards and rushed for 47, also fooling a Louisville defender to gain extra yardage on an impressive go-ahead touchdown run.
- In the 12-7 victory over Louisville, Book and the offense held the ball for 36:15, including an impressive 7:55, 57-yard drive to end the fourth quarter and preserve the win.
- Book quarterbacked ND to 554 yards of total offense in the 42-26 win over Florida State, the most for Notre Dame since 2019 vs. Bowling Green (573 yards).
- Book recorded three rushing touchdowns in the first half against South Florida - the second time in his career in which he has rushed for three touchdowns in a game (Wake Forest - 2018). He became the first quarterback in Notre Dame history (modern era) to rush for three touchdowns in a half, and his three rushing TDs are still the ACC's single-game high.
- In the 52-0 win over South Florida, Book completed 12-of-19 passes for 144 yards, also managing an offense that scored five rushing touchdowns, traveled 430 yards, posted zero turnovers and only punted twice.
- In the season opener vs. Duke, Book completed 19-of-31 passes, including a 75-yard long, for 236 yards and a touchdown. He also rushed for 12 yards. Book quarterbacked the Irish offense to five scoring drives, the first of which went 96 yards in 12 plays, to take the lead in the second quarter. It was the longest drive by the Irish since a 97-yard drive in the 30-27 home win over Southern Cal in 2019. Notre Dame also added an 83-yard touchdown drive later in the game.
- In all, the Irish offense outrushed (178-75), outpassed (263-259) and outgained (441-334) the Blue Devils, and were 3-4 in the redzone.



HEADED FOR THE RECORD BOOKS

- With his 30th-career win vs. Syracuse, QB Ian Book became the all-time winningest quarterback in Notre Dame history. He passed Brady Quinn, Ron Powlus & Tom Clements.
- Book completed a perfect record as a starting quarterback in Notre Dame Stadium going 15-0 as a starter at home, tying the most wins at home by a Notre Dame starting passer. Tony Rice posted a 15-0 record (1987-89), Joe Theismann went 11-0-1 (1968-70) and John Lujack was 9-0 (1943, 46-47).
- With eight rushing touchdowns this season, and two vs. Syracuse, Book ranks third among all Power 5 quarterbacks in season rushing touchdowns. Book moved into fourth all-time in Notre Dame quarterback rushing touchdowns with 16. His eight rushing touchdowns in 2020 tie for fifth all-time among Irish QBs in a single season.
- With 279 yards against the Tar Heels, Book moved into second all-time in Irish history for career passing yards (now totals 8,500), passing Jimmy Clausen (8,148).
- At Boston College, Book passed John and Bobbie Arlotta Offensive Coordinator Tommy Rees (627) in career pass completions to move into third all-time among Irish QBs. Book now totals 681.
- Book has now racked up 37-consecutive games completing a pass, which places him third all-time in Notre Dame history.
- With 310 passing yards against Clemson, Book moved into sole possession of third place all-time in career 300-yard passing games among Irish QBs, passing offensive coordinator Tommy Rees.
- At Pitt, Book became just the second quarterback in Notre Dame history to eclipse the 8,000 total offensive yards plateau in his career - joining Brady Quinn '07 (11,944).
- With three TD passes at Pitt, Book moved into second place in Irish QB history for career touchdown passes, passing Rees (61). Book now totals 72.
- At Pitt, Book moved into sole possession of third place all-time among Notre Dame quarterbacks in career pass completions (Book now totals 681-career completions). He was previously tied with associate athletics director for football Ron Powlus.

THE ACC

2020 ACC STANDINGS

	Team	ACC	Overall
1.	NOTRE DAME	9-0	10-0
2.	Clemson	8-1	9-1
3.	Miami	7-2	8-2
4.	North Carolina	7-3	8-3
	NC State	7-3	8-3
6.	Pitt	5-5	6-5
	Boston College	5-5	6-5
	Virginia Tech	5-5	5-6
9.	Virginia	4-5	5-5
10.	Wake Forest	3-4	4-4
11.	Georgia Tech	3-6	3-7
12.	Louisville	3-7	4-7
13.	Florida State	2-6	3-6
14.	Duke	1-9	2-9
	Syracuse	1-9	1-10

INDIVIDUAL ACC RANKINGS

QB Ian Book

- Pass Efficiency: Fifth (149.2)
- Total Offense: Sixth (284.7/game)
- Single-game conference highs:
 - Rushing TDs (3 vs. South Florida)
 - TD responsibility (5 vs. Syracuse)

DL Jordan Botelho

- Single-game conference high: punt return TDs (1 vs. South Florida)

K/P Jonathan Doerer

- Scoring: Seventh (8.8 pts./game)
- Scoring (Kick): Fifth (8.8 pts./game)
- PAT Kicking Pct: T-First (100.0)
- Single-game conference highs:
 - Kicking points (17 vs. Clemson)
 - Field Goals Made (4 vs. Clemson)
 - Field Goal Attempts (5 vs. Clemson)

LB Osita Ekwonu

- Single-game conference mark: Second-most in conference: punt return yards (54 vs. South Florida)

DL Isaiah Foskey

- Sacks: T-15th (0.45/game)
- Single-game conference high: punt return TDs (1 at Pitt)

CB Nick McCloud

- Passes Defended: T-11th (0.90 avg./game)
- Fumbles Recovered: T-Eighth (0.20 avg./game)

WR Javon McKinley

- Single-game ACC high: Receiving TDs (3 vs. Syracuse)

- With his 47 yards rushing vs. Louisville, Book passed Brandon Wimbush (1,155) to move into second all-time in Notre Dame QB rushing yards. He now owns 1,498.
- Book is the all-time leader among Irish QBs in career completion percentage, currently boasting a .634 completion rate. The closest Notre Dame quarterback in the category is Jimmy Clausen (2007-09) with .626.
- Book became the first Notre Dame quarterback with 2,500 passing yards, 500 rushing yards and 30 TD passes in a season with his 2019 regular-season. Jalen Hurts was the only other collegiate student-athlete to hit these marks in the 2019 regular season, while Trevor Lawrence and Sam Ehlinger joined the group, but not until the postseason. Since 2017, only Book, Hurts, Kyler Murray, JT Barrett and D'Eriq King have hit these marks in the regular season.

- In 2019, Book was named Notre Dame Offensive Player of the Year and earned spots on the Davey O'Brien Award Great 8 List three times and as the Manning Star of the Week twice. He finished the season 240-for-399 with 3,034 yards and 34 touchdowns, throwing just six INT. He also ran 112 times for 546 yards and four TDs.
- Just five players in the FBS were responsible for more points than Book's 222 (33 passing TDs, four rushing TDs) in the 2019 regular season.

AND THE BASE KEEP RUNNIN'

THE UNIT

- RBs Kyren Williams, C'Bo Flemister and Chris Tyree have each posted at least one 100-yard rushing game. Just two Power 5 teams have had more different student-athletes mark a 100-yard rushing game this season than Notre Dame's three, and just one Power 5 team has more than three different running backs reach 100 rushing yards in games this season.
- Irish running backs have reached the 100-yard mark nine times this season, a figure which ranks second in the ACC.
- With a 127-yard performance by Williams vs. Louisville, it marked Notre Dame's fifth-consecutive game with a 100-yard rusher (beginning with Tony Jones Jr. in the 2019 Camping World Bowl). The last time the Irish strung together five-straight games with a 100-yard rusher was in 2017 (Miami - OH to Wake Forest).

WHEN THERE'S A WILL [IAMS]

- A five-time ACC weekly award winner in 2020, RB Kyren Williams has taken the college football scene by storm, totaling six 100-yard rushing performances. Through 10 games, Williams has totaled 1,011 rushing yards and 12 touchdowns, adding 24 receptions for 268 yards and a touchdown in the air. He leads the Irish in rushing, and his total receptions rank third on the team.
- Williams leads all FBS freshmen in rushing touchdowns (12), total touchdowns (13), and total rushing yards (1,011). Among all FBS players, he is T-eighth in rushing TDs, T-11th in total TDs and ninth in rushing yards. In the ACC, Williams ranks fourth in rushing yards per game (101.1), fourth in scoring — TDs (7.8 points/game) and fifth in all-purpose yards per game (127.9).
- Of the Top 10 rushers in the ACC, which includes Williams, the Irish have faced six: North Carolina's Javonte Williams and Michael Carter, Clemson's Travis Etienne, Duke's Mataeo Durant, Florida State's Jordan Travis and Syracuse's Sean Tucker. Notre Dame's defense has limited those six Top-10 running backs to an average of 52.8 yards (317 yards total on 84 carries) and just three total touchdowns among the six. Carter, who leads the ACC with 113.2 rushing yards per game, was held to just 57 vs. Notre Dame. By comparison, against those five teams, Williams posted at least 100 rushing yards in all five matchups, averaging 134.2 yards (671 yards total on 104 carries), with a total of 10 touchdowns.

2020 BOOK RECORD WATCH

Record	Player	Leaders
300-Yard Passing Games (Career)	Ian Book	11 - Brady Quinn, 2003-06 10 - Jimmy Clausen, 2007-09 8 - Ian Book, 2016-
Touchdown Passes (Career)	Ian Book	95 - Brady Quinn, 2003-06 72 - Ian Book, 2016-
Pass Completions (Career)	Ian Book	929 - Brady Quinn (2003-06) 695 - Jimmy Clausen (2007-09) 681 - Ian Book, 2016-
Passing Yards (Career)	Ian Book	11,762 - Brady Quinn, 2003-06 8,500 - Ian Book, 2016-
Consecutive Games Completing a Pass (Career)	Ian Book	49 - Brady Quinn (12, 2003; 12, 2004; 12, 2005; 13, 2006) 43 - Ron Powlus (11, 1994; 10, 1995; 11, 1996; 11, 1997) 37 - Ian Book, (4, 2017; 10, 2018; 13, 2019; 7, 2020)
QB Rushing Yards (Career)	Ian Book	1,921 - Tony Rice (1987-89) 1,498 - Ian Book, 2016-
Victories as a starting QB	Ian Book	30 - Ian Book, 2016- 29 - Brady Quinn, 2003-06 29 - Ron Powlus, 1994-97 29 - Tom Clements, 1972-74
Winning Percentage as a Starting QB	Ian Book	.932 - John Lujack, 1943, 1946-47 (20-1-1) .909 - Ian Book, 2016-(29-3-0) .903 - Tony Rice, 1987-89 (28-3-0)
Total Offense Yards (Career)	Ian Book	11,944 - Brady Quinn, 2003-06 9,998 - Ian Book, 2016-
Points Responsible For (Career)	Ian Book	606 - Brady Quinn, 2003-06 (6 rush TDs, 95 pass TDs) 528 - Ian Book, 2016- (16 rush TDs, 72 pass TDs)
QB Rushing TDs (Career)	Ian Book	23 - Tony Rice, 1987-89 18 - DeShone Kizer, 2015-16 17 - Rick Mirer, 1989-92 16 - Ian Book, 2016- 16 - Brandon Wimbush, 2015-18 16 - Joe Theismann, 1968-70 16 - Terry Hanratty, 1966-68

THE ACC, CONT.

INDIVIDUAL ACC RANKINGS, Cont.

DL Ade Ogundeji

- Sacks: 13th (0.55/game)

LB Jeremiah Owusu-Koramoah

- Fumbles Forced: T-Fifth (0.30/game)

WR Ben Skowronek

- Single-game ACC high: Yards/catch (53.5 at Pitt)
- Single-game ACC high: Receiving TDs (3 at Boston College)

DL Myron Tagovailoa-Amosa

- Fumbles Recovered: T-Fourth (0.22/game)

RB Chris Tyree

- Kick Return Avg.: Third (21.6 avg./game)
- Single-game conference high: Longest Rush (94T vs. Syracuse)


RB Kyren Williams

- Rushing: Fourth (101.1 avg./game)
- Scoring (TDs): Fourth (7.8 pts./game)
- All Purpose: Fifth (127.9 avg./game)
- Single-game conference high: Rushing TDs (3 vs. Clemson)

TEAM ACC RANKINGS

- Scoring Defense: **First** (17.1 avg./game)
- Scoring Offense: Third (37.7 avg./game)
- Total Offense: Third (474.4 avg./game)
- Total Defense: Second (314.5 avg./game)
- Rushing Offense: Third (235.0 avg./game)
- Rushing Defense: Second (99.7 avg./game)
- Pass Defense: Third (214.8 avg./game)
- Pass Defense Efficiency: Second (115.9)
- Punt Return Avg: Fourth (9.8 avg.)
- Kickoff Coverage: Second (41.8 net/avg.)
- PAT Kicking: T-**First** (1,000 pct.)
- Sacks Against: Second (17)
- First Downs: T-Second (249 total)
- Opponent First Downs: Second (162 total)
- Third Down Conversions: **First** (51.8 pct.)
- Opponent Third-Down Conversions: **First** (26.4 pct.)
- Fourth Down Conversions: Third (66.7 pct.)
- Opponent Fourth-Down Conversions: Fourth (41.2 pct.)
- Penalty yards: **First** (40.6 avg./game)
- Time of possession: **First** (34:09 avg./game)
- Turnover margin: T-Fourth (+6)
- **Single-game conference highs:**
 - Rushing TDs (6 vs. South Florida)
 - Punt return avg. (31.0 vs. South Florida)
 - Punt return TDs (1 vs. South Florida and at Pitt)
 - First downs by penalty (6 at Pitt)

- The redshirt freshman was named ACC Running Back of the Week for his 110-yard rushing performance (adding three receptions for 33 yards) vs. Syracuse, in which he reached the 1,000-rushing yard plateau for the season.
- Williams totaled 124 rushing yards on the day at North Carolina, breaking the 100-yard plateau for the fifth time this season. He added three touchdowns, two on the ground and one in the air, earning his first-career receiving touchdown. He finished the day adding on four receptions for 20 yards.
- Williams' three total touchdowns ranked tied for third among all FBS players on the weekend. He was the only FBS player with three or more touchdowns that weekend to have at least one receiving touchdown and one rushing touchdown. His three touchdowns tied for most by a single ACC player (non-quarterback) on the weekend.
- Williams' 144 all-purpose yards were the most among any ACC running back on the weekend, and were the fourth-most among all ACC players.
- Williams rushed for three touchdowns vs. Clemson (two in overtime), marking his first three-touchdown game. He is the second Irish player to rush for three touchdowns in a single game this season (Ian Book vs. South Florida).
- He posted 140 yards against the third-ranked rushing defense in the ACC, as Clemson entered the game allowing just 99.9 rushing yards per game. Prior to the matchup, Clemson's defense had allowed just three rushing touchdowns all season. Williams single-handedly doubled that figure.
- Williams broke through for a 65-yard rush on the first official play of the game's opening drive vs. Clemson, tying his career-long rush (Florida State) and marking the longest scoring rush of his career. Only one player in the ACC this weekend had a longer scoring rush.
- Taking just 0:33 seconds, Williams' one-play scoring drive was the fastest Notre Dame scoring drive since the 2019 Camping World Bowl, when Tony Jones Jr. broke off an 84-yard rush for a one-play, 00:15 second drive.
- Williams' 486 yards in the first four games of a season was the best opening slate for an Irish RB since Dexter Williams in 2018 (512). Kyren Williams reached three 100-rushing yard performances in just four games, as did Dexter Williams, while it took Josh Adams five games to reach that mark in 2017.
- Williams totaled 15 carries for 76 yards and two TDs at Georgia Tech, as well as two receptions for 24 yards. His two touchdowns marked his third multi-TD game of the season (now boasts four: also vs. Duke, vs. Florida State, vs. Clemson). Williams was one of just five ACC players to rush for two or more touchdowns on the weekend, and the only freshman to reach the mark.
- Williams was responsible for seven of Notre Dame's 24 first downs at Georgia Tech, posting three plays of 10 or more yards, and two of 19 or more yards.
- In a grind game vs. Louisville, Williams showcased his power run ability, plowing for 127 rushing yards alone against a defense that had only allowed 156.8 rushing yards per game entering the matchup with the Irish.



KYREN WILLIAMS



C'BO FLEMISTER



CHRIS TYREE

- Williams shattered his previous career-high mark of 112 yards set vs. Duke in the season-opener, rushing for 185 yards on 19 carries vs. Florida State. His 185 rushing yards rank as the seventh-highest in a single game by any ACC player this season, and the most by any freshman player this season.
- Entering the game, Florida State allowed just 141.3 rushing yards per game. Williams surpassed that total on his own by more than 40 yards. His 185 yards vs. FSU ranked as the fourth-most in a single game that week in the FBS. His total is also the highest for a Notre Dame player since 2018. Williams was responsible for 10 of Notre Dame's 15 rushing first-downs in that game.

HONORS & AWARDS

TEAM

- Reveal Suits National Team of the Week by FWAA vs. Clemson (11/7)

Dick Corbett Head Football Coach Brian Kelly

- Dodd Trophy Coach of the Week vs. Clemson (11/7)
- Dodd Trophy Midseason Watch List

Bob Hinton DC/Linebackers coach Clark Lea

- Broyles Award Nominee

Offensive Line

- Joe Moore Award Midseason Honor Roll

RB Jafar Armstrong (Sr.)

- Phil Steele Preseason All-Independent Second Team

OL Aaron Banks (Sr.)

- ACC Offensive Lineman of the Week vs. Clemson (11/7)
- Outland Trophy Watch List
- Preseason All-ACC Team
- Pro Football Focus Preseason All-ACC First Team
- Phil Steele Preseason All-Independent First Team

QB Ian Book (Gr.)

- Team Captain
- Maxwell Award Semifinalist
- Davey O'Brien Award Semifinalist
- Johnny Unitas Golden Arm Award Top 10
- Pop Warner National College Football Award Finalist
- Senior CLASS Award Finalist
- Davey O'Brien Award Class of 2020
- Manning Award Quarterback of the Week – Syracuse
- Manning Award Star of the Week – Syracuse
- Gameball recipient (Syracuse)
- Davey O'Brien Award Great 8 List – North Carolina
- Game ball recipient (Clemson)
- Manning Award Star of the Week – Boston College
- Davey O'Brien Award Great 8 List – Boston College
- Davey O'Brien Award Great 8 List – Clemson
- CFPA National Performer of the Year November Watch List
- ACC Quarterback of the Week at Pitt (10/24)
- Davey O'Brien Award Great 8 List – Pitt
- Johnny Unitas Golden Arm Award Watch List
- Maxwell Trophy Watch List
- Davey O'Brien Award Watch List
- Manning Award Watch List
- CFPA National Performer of the Year Watch List
- Reese's Senior Bowl Top 250
- Phil Steele Preseason All-Independent First Team
- Pro Football Focus Preseason All-ACC Honorable Mention

CB TaRiq Bracy (Jr.)

- Pro Football Focus Team of the Week (Duke)

P Jay Bramblett (So.)

- Ray Guy Award Watch List

S Shaun Crawford (Gr.)

- Team Captain
- ACC Defensive Back of the Week: Boston College (11/14)
- Gameball recipient: Louisville (10/17)

WR Avery Davis (Sr.)

- Earl Campbell Tyler Rose Honorable Mention Player of the Week vs. Clemson (11/7).

- Williams posted 117 yards on five carries vs. Florida State, including runs of 65 and 46 yards, in the first quarter. The last time a Notre Dame player rushed for more yards on five or fewer carries was Josh Adams vs. Miami - OH in 2017 (151 yards).
- His 65-yard run in the first quarter vs. Florida State was the longest rush of his career, and his performance marked the second time this season (and in his career) he broke the 100-rushing-yard plateau.
- Williams exploded onto the scene in his first-career start vs. Duke, leading all FBS players in all-purpose yards (205) after rushing for 112 yards and tacking on 93 more in the air. His performance marked the first time an Irish player has reached the 90-yard plateau in both rushing and receiving in a single game since at least 1996.
- In the season-opener vs. Duke, the sophomore back averaged 5.9 yards-per-carry (12 carries) and rushed for two touchdowns, also accounting for two receptions that resulted in 91 yards-after-catch, including a career-high 75-yard reception on a screen pass to bring the Irish in the red zone. Williams the first Irish player to record two or more rushing touchdowns since Tony Jones Jr. had three against Virginia in 2019, and was awarded the game ball vs. Duke for his efforts.

THE JET

- **RB Chris Tyree** broke loose for a 94-yard touchdown rush vs. Syracuse, the longest by a Notre Dame true freshman since Josh Adams' 98-yard touchdown rush in 2015 vs. Wake Forest. It marked Tyree's third-career touchdown, and the third-longest rush in Notre Dame history (98 from Adams, 97-yard touchdown rush from Dexter Williams, 2018). Tyree's 94-yard rush is the longest rush in the FBS this season.
- With his 109 yards vs. Syracuse, Tyree marked his second-career 100-rushing yard game.
- With his performance vs. Syracuse, Tyree led all ACC freshmen in all-purpose yards on the weekend (188 rushing + receiving + returns) and ranked second among ACC freshmen on the weekend in rushing + receiving yards (115).
- Tyree's 188 all-purpose yards were the fifth-most by a true freshman in the FBS on the weekend.
- He ranked ninth among FBS true freshmen in scrimmage yards (rushing + receiving) for the weekend, and was one of just two players in that Top 10 who also recorded return yards outside of their total scrimmage yards.
- The true freshman surpassed the 100-yard mark for the first time in his young career, with 11 carries for 103 yards and boosted by a 45-yard touchdown run in the second quarter, vs. Florida State. Tyree was responsible for five of Notre Dame's 15 rushing first downs that day.
- His performance was the only 100-rushing yard performance by a true freshman in the ACC that week. On the season, only two ACC true freshmen have recorded multiple 100-rushing yard games, including Tyree.
- Tyree scored his first-career touchdown vs. South Florida. He later would set a then-career mark for longest rush after scampering 31 yards in the second quarter.

- Tyree has also served four games in the kickoff return role for the Irish.

SEEYA, C'BO

- **RB C'Bo Flemister** was awarded the game ball for his performance at Boston College as he rushed for two touchdowns, the most in a single game for Flemister's career. He now totals 10 rushing TDs for his career and five for the season. On the day, he posted 10 rushes for 53 yards.
- Flemister's performance marks the sixth game this season that an Irish player has produced a multi-rushing TD game.
- Flemister posted a career game vs. South Florida, rushing for a career-high 127 yards (13 carries) to go along with a rushing touchdown. His 31-yard run in the fourth quarter was the longest rush of his career, and his performance marked the first time he has broken the 100-rushing-yard plateau in his career.

HANDS IN THE AIR

PRIME TIME PASS-CATCHER

- **WR Javon McKinley** has totaled four 100-receiving yard performances in 2020, tied for the most among any ACC player. He has posted 37 receptions for 660 yards.
- The graduate student was named ACC Receiver of the Week for his performance vs. Syracuse, in which he caught seven passes for 111 yards and three touchdown receptions. His three TD catches marked a career-high and his first three touchdowns of the season. In his second-career multi-touchdown game (previously vs. New Mexico), McKinley scored two of his three TDs in the first half, marking the first time he has scored multiple touchdowns in a single half.
- His three touchdown receptions were the most among all ACC players on the weekend. Just one other Power 5 player totaled three touchdown receptions on the weekend, and his 111 yards were the second-most in the ACC that week.
- He is the second Irish player to post a three receiving TD game this season, joining Ben Skowronek (vs. Boston



JAVON MCKINLEY

HONORS & AWARDS, CONT.

K/P Jonathan Doerer (Sr.)

- Lou Groza Award Star of the Week vs. Clemson (11/7)
- Groza Award Watch List
- Pro Football Focus Preseason All-ACC Second Team
- Phil Steele Preseason All-Independent First Team

OL Liam Eichenberg (Gr.)

- Outland Trophy Semifinalist
- ACC co-Offensive Lineman of the Week at North Carolina (11/27)
- ACC Offensive Lineman of the Week at Pitt (10/24)
- Pro Football Focus Team of the Week vs. Louisville (10/17)
- Outland Trophy Watch List
- Reese's Senior Bowl Top 250
- Pro Football Focus Preseason All-ACC First Team
- Phil Steele Preseason All-America Fourth Team
- Phil Steele Preseason All-Independent First Team

RB Cameron Ekanayake (Sr.)

- Rhodes Scholar Finalist

OL Robert Hainsey (Sr.)

- Team Captain
- Senior CLASS Award Finalist
- William V. Campbell Trophy Semifinalist
- Pro Football Focus Preseason All-ACC Third Team
- Reese's Senior Bowl Top 250
- ACC co-Offensive Lineman of the Week (9/19 vs. USF)

S Kyle Hamilton (So.)

- Bednarik Award Semifinalist
- Bednarik Award Watch List
- Pro Football Focus Preseason All-ACC First Team
- Phil Steele Preseason All-Independent First Team
- USA TODAY Preseason All-America Second Team

DL Daelin Hayes (Gr.)

- Team Captain
- Freddie Solomon Community Spirit Award Winner
- Gameball recipient: Georgia Tech (10/31)
- Jason Witten Collegiate Man of the Year Semifinalist
- Wuerffel Trophy Watch List
- Reese's Senior Bowl Top 250

DL Kurt Hinish (Sr.)

- Pro Football Focus Team of the Week: North Carolina (11/27)

DB Clarence Lewis (Fr.)

- ACC Defensive Back of the Week: Syracuse (12/5)

LB Jack Kiser (So.)

- Pro Football Focus "Secret Superstar of the Week" (9/19)
- Gameball recipient: South Florida (9/19)

OL Tommy Kraemer (Gr.)

- ACC Offensive Lineman of the Week: Boston College (11/14)
- Reese's Senior Bowl Top 250
- Pro Football Focus Preseason All-ACC Second Team

TE Michael Mayer (Fr.)

- Pro Football Focus Team of the Week at Pitt (10/24)
- FWAA Freshman All-American Watch List

CB Nick McCloud (Gr.)

- Pro Football Focus Team of the Week at Pitt (10/24)
- Phil Steele Preseason All-Independent Second Team

College). No other Notre Dame player has ever recorded more receiving touchdowns in a single game vs. a Power 5 opponent than McKinley's and Skowronek's three.


- At North Carolina, McKinley hauled in a season-long 53-yard reception, also notching a 43-yard catch, on his way to a career-high 135-yard receiving performance.
- McKinley's 135 receiving yards were the fourth-most in the ACC that week, and of the top six players (at least 93 yards each), only two, including McKinley, had just six receptions.
- The graduate student also surpassed the 100-yard receiving mark in the win over Clemson, hauling in five passes for 102 yards. Just five ACC players posted 100 or more receiving yards on the weekend, and only one eligible ACC player posted a higher reception average than McKinley (20.4 yards per catch).
- Of McKinley's five receptions, four resulted in first downs and were for a gain of more than 10 yards. McKinley reeled in a 45-yard pass from Book in the third quarter for his longest reception of the season thus far.
- McKinley led the Irish in receptions and receiving yards vs. Florida State with five receptions for 107 yards, and was the first Irish receiver to reach the 100-yard plateau since Chase Claypool in the 2019 Camping World Bowl. McKinley surpassed his previous career-high in receiving yards (104) with the 38-yard reception in the third quarter vs. Florida State.
- The Book-McKinley connection was solid vs. FSU, as McKinley was Notre Dame's most successful receiver, while also matched up with Preseason All-ACC selection Florida State CB Asante Samuel for much of the evening.
- McKinley posted his first-career rush, a 15-yard run, in the third quarter vs. Louisville.

THE DAVIS DIFFERENCE

- **WR Avery Davis** continued his deep ball dominance at Boston College, posting two receptions for 70 yards, including a 48-yard long. He also tacked on a team-long 29-yard rush in the win.
- Davis made the game-changing play vs. Clemson to keep Irish hopes alive on their final drive of the fourth quarter. With less than two minutes remaining in regulation, Davis sped downfield and reeled in a 53-yard pass from Book, brought down at the Clemson four-yard line. Two plays later, Book hit Davis for the equalizing touchdown to send the game to overtime.
- The 53-yard reception in the fourth quarter was Davis' longest of the season. The touchdown pass to Davis from Book was Davis' second TD reception of the season and fourth of his career.

MR. 727

- **WR Joe Wilkins Jr.** caught the first touchdown pass of his career on an eight-yard dart from Book, completing Notre Dame's opening drive at Georgia Tech. Wilkins Jr.'s first-career reception came earlier this season when he hauled in a five-yard pass from Book in the final minute of the second quarter vs. Duke.



AVERY DAVIS



BEN SKOWRONEK

BENNY AND THE JETS

- **WR Ben Skowronek** has racked up 21 receptions for 344 yards and five TDs (in just eight games, in addition to one 13-yard rushing touchdown).
- The graduate transfer scored his first-career rushing touchdown on his first-career rush at North Carolina, going 13 yards for his sixth touchdown of the season.
- Skowronek reeled in three touchdown receptions in the first half at Boston College, marking his first-career game with three receiving touchdowns. Prior to this performance, the last time a Notre Dame player caught three touchdown passes in a single half was Chase Claypool vs. Navy (2019). It marked Skowronek's second multi-TD game this season (at Pitt), and the third of his career (while playing at Northwestern, scored two touchdowns against Bowling Green in 2017). His three touchdown receptions
- No other Notre Dame player has ever recorded more receiving touchdowns in a single game vs. a Power 5 opponent than Skowronek's three.

HONORS & AWARDS, CONT.

WR Javon McKinley (Gr.)

- ACC Receiver of the Week: Syracuse (12/5)
- Phil Steele Preseason All-Independent First Team

DL Adetokunbo 'Ade' Ogundeji (Gr.)

- Team Captain
- Pro Football Focus Preseason All-ACC Third Team
- Reese's Senior Bowl Top 250

LB Jeremiah Owusu-Koramoah (Sr.)

- Nagurski Trophy Finalist
- Bednarik Award Semifinalist
- Butkus Award Semifinalist
- Lott IMPACT Trophy Semifinalist
- Nagurski Trophy Player of the Week vs. Clemson (11/7)
- Bednarik Award Player of the Week vs. Clemson (11/7)
- ACC Linebacker of the Week vs. Clemson (11/7)
- Pro Football Focus Team of the Week at Pitt (10/24)
- Nagurski Trophy Watch List
- Butkus Award Watch List
- Bednarik Award Watch List
- Lott IMPACT Trophy Watch List
- Preseason All-ACC Team
- Pro Football Focus Preseason All-ACC First Team
- Phil Steele Preseason All-Independent Second Team

OL Jarrett Patterson (Jr.)

- Outland Trophy Watch List
- Rimington Trophy Watch List
- Pro Football Focus Preseason All-ACC First Team
- Phil Steele Preseason All-Independent Second Team

S Isaiah Pryor (Gr.)

- Phil Steele Preseason All-Independent Second Team

WR Ben Skowronek (Gr.)

- Gameball recipient: Pitt (10/24)

DL Myron Tagovailoa-Amosa (Sr.)

- Phil Steele Preseason All-Independent First Team

LS Michael Vinson (Jr.)

- Burlsworth Trophy Nominee

LB Drew White (Sr.)

- Gameball recipient: North Carolina (11/27)
- Nagurski Trophy Watch List
- Pro Football Focus Preseason All-ACC Third Team
- Phil Steele Preseason All-Independent First Team

RB Kyren Williams (So.)

- Doak Walker Award Semifinalist
- ACC Running Back of the Week vs. Syracuse (12/5)
- FWAA Freshman All-American Watch List
- FWAA "Fresh Four" of the Week at North Carolina (11/27)
- ACC Running Back of the Week at North Carolina (11/27)
- ACC Running Back of the Week vs. Clemson (11/7)
- CFPA National Performer of the Year November Watch List
- ACC Running Back of the Week (Duke)
- Gameball recipient: Duke (9/12)
- ACC Rookie of the Week (Louisville)

TE Brock Wright (Sr.)

- Earl Campbell Tyler Rose Award Watch List

- Skowronek now totals five touchdown receptions on the season, which leads the team.
- Skowronek's 18 points at Boston College led all ACC players in scoring for the week. The next closest players totaled 12 points. He was the only ACC player to record three touchdowns of any kind that weekend.
- His three receiving touchdowns tie for the ACC's single-game high. Just four other ACC players have caught three touchdown passes in a single game this season, including teammate McKinley.
- His three receiving touchdowns tied for the national lead among all FBS players that week, and only one other player nationally also noted three touchdown receptions with just five total receptions on the week.
- Skowronek is one of just four ACC players this season with more than one multi-receiving touchdown game, and one of only three ACC players who have multiple multi-receiving TD games and have recorded three touchdown receptions in at least one of those games.
- Skowronek's other multi-receiving TD game came at Pitt, catching two passes for 107 yards and two touchdowns. Skowronek's two receiving TDs tied for the lead in the ACC that week, and his 107 yards were the third-most among all ACC players that week. His 53.5 yards per catch vs. Pittsburgh is the best mark of the season in the ACC thus far.
- Skowronek's 73-yard touchdown reception was the third-longest among all FBS players on the week, and the second-longest in the ACC.
- His 34-yard touchdown later in the game also ranked as the seventh-longest touchdown reception in the ACC on the week.
- On Notre Dame's opening drive vs. Louisville, WRs **Kevin Austin Jr.** (18-yard catch) and **Skowronek** (16-yard catch) each posted their first receptions of the season.
- His 337 yards already rank 13th in Irish records since 1996 among tight ends in a single season, and are the most by a Notre Dame true freshman tight end since Kyle Rudolph's 340 as a true freshman in 2008.
- With games left to play, Mayer has just three receptions before reaching the Top 10 list in single-season tight end receptions for Notre Dame records. His 30 are already the most by a true freshman tight end since at least 1996.
- Mayer posted his career-long reception vs. Clemson as he powered for a 29-yard reception, keeping a fourth-quarter drive alive that resulted in a field goal.
- The freshman was named to the Pro Football Focus Team of the Week for his performance at Pittsburgh, posting five receptions for 73 yards and a touchdown. Mayer's five receptions vs. Pittsburgh were the most by a true freshman, and tied for the most by a tight end, in the ACC that week.
- All five of Mayer's receptions at Pitt resulted in first downs, and all were for a gain of 10 yards or longer. Notre Dame totaled 11 passing first downs.
- Mayer averaged 14.6 yards per catch, the third-best mark in the ACC that week (min. five receptions). Of the 11 ACC pass-catchers who posted five or more catches that week, just three players also recorded a receiving touchdown, including Mayer.
- Mayer scored his first-career TD vs. Florida State, marking him as the first true freshman tight end to score a touchdown since Kyle Rudolph in 2008 against Purdue.
- Mayer made his first-career start vs. South Florida. He previously notched his first-career reception in the second quarter vs. Duke, hauling in a 17-yard reception from Ian Book for a first down.
- Bauman's first-career catch came vs. USF, also serving as freshman QB Drew Pyne's first-career completion.

HOLD TIGHT


- Often referenced as "Tight End U," every Notre Dame tight end who has started in the opening game of the season has been drafted, starting with Anthony Fasano in 2003.
- The Irish have started multiple tight ends in three of the four total games this season, also starting **Brock Wright**, **Tommy Tremble** and **Michael Mayer** all in the game vs. South Florida.
- Five tight ends have caught passes this season: Mayer (30-337, two TDs), Tremble (16-177), Wright (3-21), junior **George Takacs** (2-20) and freshman **Kevin Bauman** (1-5).
- **TE Michael Mayer** ranks second on the Irish offense in receptions with 30, totaling 337 yards and two touchdowns. He has seen action in all 10 games this season, starting two.
- Among all FBS true freshmen tight ends, Mayer ranks second in total receiving yards (337) and receptions (30), and is tied for the lead in receiving touchdowns (two). He ranks 14th among all FBS true freshmen in receiving yards.



MICHAEL MAYER

TRENCH WORK

- Notre Dame's starting offensive line owns 156-career starts between the veterans (Eichenberg, Banks, Patterson, Kraemer, Hainsey), ranking in the Top 5 of the FBS.
- The Notre Dame offensive line has paved the way for a 1,000 yard rusher in redshirt freshman Kyren Williams, who has collected 1,011 rushing yards through 10 games. As a unit, the Irish rank third in the ACC and 11th nationally in rushing offense (235.0 ypg).
- Notre Dame ranks second in the ACC in sacks given up (17), sacks allowed per game (1.70) and tackles-for-loss allowed per game (5.30).
- On the game's biggest downs, the Notre Dame offensive line shines its brightest, helping move the chains at a high level on third down. The Irish lead the ACC and rank seventh in the FBS in third down conversation percentage with a remarkable 51.4 success rate.
- Four different Notre Dame offensive linemen have been rewarded for their stellar play by picking up ACC Offensive Lineman of the Week honors (RT Robert Hainsey, LT Liam Eichenberg, RG Aaron Banks, LG Tommy Kraemer), while left tackle Liam Eichenberg has been honored twice. Out of 10 games, the Irish offensive line has been honored following five games. In addition to his two ACC weekly honors, Eichenberg has been named a semifinalist for the Outland Trophy, while right tackle Robert Hainsey is a finalist for the Senior CLASS Award.
- In the regular season finale vs. Syracuse, the O-Line helped to accumulate 568 yards of total offense (283 rushing with three touchdowns, 285 passing with three touchdowns), racking up 33:50 time of possession
- Notre Dame's 568 yards of total offense were the most in the ACC that week, and ranked fourth among all Power 5 teams on the weekend. It was the fourth time this season Notre Dame's offense has surpassed 500 yards of total offense in a single game, and it marked the most by an Irish team since 2019 vs. Bowling Green (573). It was the most by the Irish against a Power 5 opponent since 2017 vs. Wake Forest (710).



LIAM EICHENBERG

- Entering the game, Notre Dame was averaging 34:12 time of possession, a figure which led the ACC. Accumulating 33:50, the Irish have now won the time of possession battle in nine of 10 games this season. They average 34:09 per game, which continues to lead the ACC by more than two minutes per game, and ranks seventh among all FBS teams and third among all Power 5 teams.
- Notre Dame was one of just two ACC teams with multiple 100-yard rushers on the weekend (Kyren Williams and Chris Tyree), and the only winning team in the ACC to reach the feat. Notre Dame was one of just four FBS teams to boast two players with 109 rushing yards or more on the weekend.
- At North Carolina, the line paved the way for 478 yards of total offense (199 rushing with three touchdowns, 279 passing with one touchdown). Entering the game, Notre Dame was averaging 34:05 time of possession and accumulating 35:04 against the Tar Heels.
- The Irish posted four touchdown drives of at least 75 yards at UNC, including a season-long 97-yard scoring drive.
- Notre Dame's 199 rushing yards tied for second-most in the ACC that weekend.
- Entering the game at Boston College, Notre Dame was averaging 34:01 time of possession, a figure which led the ACC. The Irish posted 34:27 minutes at Boston College. The Eagles entered the weekend averaging 32:05 per game, and were held to just 25:33.
- Boston College entered the game allowing 373.0 yards of offense per game. Through the first half alone, the Irish racked up 327 yards, and ended the day with 561 yards.
- Notre Dame's 561 yards of offense at Boston College were the most at that point in the season for Notre Dame. It was the most Notre Dame had racked up on the road since their 584 against Navy in 2018.
- Led by **OL Tommy Kraemer**, who was named ACC Offensive Lineman of the Week at Boston College, the offensive line allowed zero sacks on the day facing a Boston College defense that entered the day averaging 2.75 sacks per game on opposing QBs.
- The Irish scored 45 or more points in two-consecutive games for the first time since 1996 (vs. Pitt 60-6, vs. Rutgers 62-0). Entering the day, Boston College's scoring defense ranked fourth in the ACC, allowing 24.6 yards per game. Notre Dame surpassed that mark in the first half alone with 31 points in the first 30 minutes.
- The Irish posted 208 rushing yards against Clemson, which, entering the day, had allowed just 99.9 rushing yards per game. Notre Dame's three rushing touchdowns doubled Clemson's season total of rushing touchdowns allowed (was three entering the game, then totaled six).
- In a performance vs. Clemson that earned **OL Aaron Banks** ACC O-Lineman of the Week honors, the line made it possible for Ian Book to pass for 310 yards against the ACC's then-second-ranked passing defense, as Clemson entered the game allowing 174.9 pass yards/game.
- In the 45-3 road win over Pitt, the line paved the way for 434 yards of total offense. Notre Dame's 115 rushing yards were the second-most Pittsburgh has given up in a game this season. Entering the game, Pitt had allowed just 61.5 yards per game, the ACC's top-ranked rushing defense.
- Notre Dame's two rushing TDs against Pitt marked the first time the Panthers allowed multiple rushing touchdowns in a single game since October 5, 2019 vs. Duke.
- In a performance against Louisville that saw **OL Liam Eichenberg** receive Pro Football Focus Team of the Week honors, Notre Dame rushed for 232 yards, earning Kyren Williams his third 100-yard performance of the season. Entering that game, Louisville had allowed just 156.8 rushing yards per game.
- In the victory over Florida State, the unit allowed zero sacks on QB Ian Book, while making it possible for the Irish to rush for 353 yards total, with two different players reaching the 100-yard mark. Prior to that contest, Florida State had allowed just 141.3 rushing yards per game.
- Notre Dame averaged 8.4 yards-per-carry vs. Florida State, the third-highest single-game figure in the conference this season.
- **OL Robert Hainsey** received ACC co-Offensive Lineman of the Week honors for his role in the O-Line's performance vs. South Florida. The line allowed zero sacks on Irish quarterbacks in the 52-0 shutout win and paved the way for six rushing touchdowns, tied for the ACC's most in a single game this season.
- Notre Dame's 281 rushing yards were the most by any ACC team that week, and only one ACC team had posted more rushing yards in a single game prior to that occurrence.
- The 6.2 yards-per-rush by Notre Dame vs. South Florida ranked as the most that week.
- Notre Dame posted 16 rushing first downs, then the most in a single game this season by any ACC team.
- The Irish won Pro Football Focus' Offensive Line of the Week after the season-opener vs. Duke, producing the highest-combined pass-block grade of any line that week.

POISED TO ATTACK

- The Irish rank third in the ACC in total offense (474.4 yards per game), rushing offense (235.0) and scoring offense (43.0)
- The Irish maintain their lead in the ACC in third-down percentage this season (51.8 percent).
- Notre Dame continues to lead the ACC in average time of possession (34:09 per game), besting the next closest average by more than two minutes per game. The Irish have won the time of possession battle in nine-of-10 games this season, and the Irish have controlled the ball for at least 36 minutes in three games.
- Notre Dame is one of six Power 5 teams to post three performance of 36:15 or more possession time this season. Just two Power 5 teams have produced more than three games this season with at least 36:15 in possession time.
- Through Syracuse, the Irish have only trailed for 44:47 total minutes this season out of a total 600:00 minutes. Notre Dame has not trailed by more than seven points all season.

- The Irish scored 45 or more points in two-consecutive games for the first time since 1996 (vs. Pitt 60-6, vs. Rutgers 62-0). Entering BC, Boston College's scoring defense ranked fourth in the ACC, allowing 24.6 points per game. Notre Dame surpassed that mark in the first half alone with 31 points in the first 30 minutes.
- Notre Dame has outscored opponents 141-35 in the second quarter this season.
- Notre Dame's 568 yards of total offense against Syracuse were the most in the ACC that week, and ranked fourth among all Power 5 teams on the weekend. It was the fourth time this season Notre Dame's offense has surpassed 500 yards of total offense in a single game, and it marked the most by an Irish team since 2019 vs. Bowling Green (573). It was the most by the Irish against a Power 5 opponent since 2017 vs. Wake Forest (710).
- Against Syracuse, Notre Dame was one of just two ACC teams with multiple 100-yard rushers on the weekend (Kyren Williams and Chris Tyree), and the only winning team in the ACC to reach the feat. Notre Dame was one of just four FBS teams to boast two players with 109 rushing yards or more on the weekend.
- Boston College also entered the game allowing 373.0 yards of offense per game. Through the first half alone, the Irish racked up 327 yards, and ended the day with 561 yards.
- Scoring on the first official play of the game's opening drive vs. Clemson, the Irish posted a one-play, 75-yard drive, marking the fewest plays and shortest amount of time in an Irish scoring drive this season. Taking just 0:33 seconds, it is the fastest Notre Dame scoring drive since the 2019 Camping World Bowl, when Tony Jones Jr. broke off an 84-yard rush for a one-play, 00:15 second drive.
- Notre Dame's two rushing touchdowns against Pitt marked the first time the Panthers allowed multiple rushing touchdowns in a single game since October 5, 2019 vs. Duke.
- The Irish held control of the ball for 40:59 minutes of possession time against Pitt, the second-most by an ACC team in a single game this season, and 11th-most in a single game among all FBS teams this season.
- Notre Dame's 115 rushing yards were the second-most Pitt had given up in a game this season. Entering the game, the Panthers were the ACC's top-ranked rushing defense, allowing just 61.5 yards per game.
- In the win over Louisville, the offense held the ball for 36:15, including an impressive 7:55, 57-yard drive to finish out the fourth quarter and preserve the win. In all, the Irish had seven offensive drives on the day, and four of those drives took five minutes or more off the clock.
- In the 42-26 win over Florida State, Notre Dame racked up 554 yards of total offense, the most since 2019 vs. Bowling Green (573 yards). It also marked the first game with two 100-yard rushers (Kyren Williams & Chris Tyree) and a 100-yard receiver (Javon McKinley) since 2015 (Stanford).
- The last time Notre Dame had two players with more than 100 yards rushing in a game was in 2017 vs. Southern Cal

(Josh Adams and Brandon Wimbrush), and the last time the Irish posted more than 300 yards rushing was in 2019, also against Southern Cal.

- The win over Florida State also marked the first time since 2000 the Irish have scored 42 points in consecutive games.
- Notre Dame marked the 12th time the Irish scored at least 50 points in head coach Brian Kelly's (12-0) 11-year tenure in the 52-0 win over South Florida. The 11 years prior to Kelly's arrival, Notre Dame hit the 50-point mark once.
- The Irish held a 35-0 margin at halftime vs. South Florida, the largest halftime lead since last season's 52-0 win against Bowling Green (also 35-0).
- Notre Dame rushed for six touchdowns against South Florida, the most in a game since 2018 (six versus Wake Forest) and the most in a single game this season among ACC teams.
- In addition to allowing zero sacks in the victory over USF, the offensive line paved the way for Notre Dame's 281 rushing yards, the most by any ACC team that week.
- The 6.2 yards-per-rush by Notre Dame vs. South Florida ranked as the most that week. Notre Dame posted 16 rushing first downs, the most that week and the highest value at that point in the season. The figure was topped the next week.
- In the season opener vs. Duke, the Irish offense outrushed (178-75), outpassed (263-259) and outgained (441-334) the Blue Devils, and were 3-4 in the redzone.
- Book quarterbacked the Irish offense to five scoring drives vs. Duke, the first of which went 96 yards in 12 plays, to take the lead in the second quarter. It was the longest drive by the Irish since a 97-yard drive in the 30-27 home win over Southern Cal in 2019. Notre Dame also added an 83-yard touchdown drive later in the game.

EXPERIENCED AND EXPLOSIVE

- The Irish boast two long-tenured veterans in the secondary with sixth-year **Shaun Crawford** and graduate transfer **Nick McCloud**. They are coupled with young standouts **Kyle Hamilton**, **TaRiq Bracy**, **Houston Griffith** and **Clarence Lewis**, all of whom have started at least one contest for the Irish this season.

HAMILTON, A STAR

- A preseason All-America Second Team selection (USA TODAY), **S Kyle Hamilton** ranks second on the Irish defense with 46 total tackles in just nine games, averaging 5.1 tackles per game. Through 2020, he has collected four pass breakups, two quarterback hits and 3.5 tackles-for-loss, and has started all nine games in which he has seen action this season.
- In the win over Clemson, Hamilton posted eight solo tackles and a TFL. Hamilton's TFL came in the second quarter vs. Clemson when he brought down Travis Etienne. The Clemson drive later ended in a field goal.
- He was called into run defense duties vs. Clemson, and according to Pro Football Focus, posted a 79.2 run-defense grade.



KYLE HAMILTON



SHAUN CRAWFORD

- In the win at Georgia Tech, Hamilton led the defense with six tackles, adding 2.0 TFL (-8 yards) and one PBU.
- Hamilton's 2.0 TFL at Georgia Tech tied for the lead among all ACC defensive backs on the weekend. On the weekend, only two ACC defensive backs posted 2.0 or more TFLs. One of Hamilton's TFL came on a Georgia Tech fourth-down attempt, as he stopped Georgia Tech for a loss of six yards to give the Irish possession.
- Hamilton started in the win over Louisville, posting a diving pass breakup on third-and-11 on Louisville's opening drive to force a punt. In the fourth quarter, Hamilton posted tackles on consecutive plays, second-and-26 and third-and-17, to force a punt, ending what would be Louisville's final drive of the game to secure the win.
- He accounted for four tackles and a PBU on the opening drive for Duke. His QB hurry came in the second quarter, which forced an incomplete pass on a Duke third-and-seven. On the day, he marked seven tackles, the second-most for the Irish and the 13th-most in the ACC. His five solo tackles ranked 10th in the ACC at that point.

THE VET

- **S Shaun Crawford** returns for his sixth season, due to a medical redshirt year of eligibility granted by the NCAA. After playing corner for five seasons, Crawford won the starting safety job entering 2020.
- Through the regular season, Crawford has totaled 40 tackles, 4.5 TFL, 2.0 sacks, one INT (23-yard return), four pass breakups and one fumble recovery

- Crawford was named ACC Defensive Back of the Week for his performance against Boston College, in which he posted nine tackles (five solo), 1.0 sack (-8 yards) and 1.5 TFL (-9 yards). Crawford was the only DB in the ACC that weekend to post at least nine tackles and a sack. Just two DBs in the conference posted more tackles than Crawford's nine on the weekend.
- Crawford led the team in tackles, also notching a sack on Boston College's opening drive, his second of the season and bringing his career total to 3.5.
- With nine tackles at Boston College, he marked a career high for single-game tackles, and his 1.5 TFL on the day also were a career high. His previous high in tackles was seven (2017 vs. Navy) and in TFL, he had notched 1.0 five times previously.
- The graduate student posted three solo tackles in the win at Georgia Tech, also marking his first sack of the season on a third down in the third quarter to force a field goal attempt, which Georgia Tech missed. The sack brings Crawford's career total to 2.5.
- The graduate student earned the game ball for his performance vs. Louisville, when he tied for the team lead in tackles (six), also executing a crucial pass breakup, punching the ball out of the receiver's hands, to end the third quarter and stall Louisville's drive.
- Crawford was called to start at corner due to team need in the victory over Florida State, and posted the first interception of the season for the Irish in the fourth quarter as he intercepted QB Jordan Travis at the Notre Dame goal line to prevent a score. The interception helped seal the

game for the Irish. It was the fifth interception of his career, and his second-career forced or recovered turnover inside the Notre Dame five-yard line.

- Crawford made several impact plays vs. FSU including coverage on a third-down pass from Jordan Travis to Camren McDonald in the first quarter, which fell incomplete and forced a Florida State punt
- He also recovered a fumble in the win over Duke, setting Notre Dame up at its own 41 for a touchdown drive.

MCCLLOUD-Y WITH A CHANCE OF TURNOVERS

- Coming to Notre Dame as a graduate transfer from NC State, **CB Nick McCloud** has totaled 25 tackles, 2.0 TFL, one INT, eight pass breakups and two fumble recoveries.
- McCloud recovered two fumbles in the win over No. 1 Clemson, also posting 1.0 TFL and three tackles. His two fumble recoveries marked the first time an Irish player has recovered two fumbles in a single game since Julian Love vs. Vanderbilt (2018). The second FR for McCloud came on the final play of OT, as McCloud gained control of the ball on Clemson's fourth-down attempt to end the game.
- McCloud's first fumble recovery of the season came on a Jeremiah Owusu-Koramoah FF, and set up an Irish field goal. The second fumble recovery came on the final play of double overtime, as McCloud gained control of the ball on Clemson's last-chance play to seal the Irish win.
- McCloud was named to the Pro Football Focus Team of the Week for his performance at Pitt, in which he snagged his first interception in an Irish uniform, marking the fourth of his career (three while playing at NC State). McCloud's interception came on the first play of a Pitt third-quarter drive to give the Irish possession at the Panthers' 35-yard line, and the resulting series ended in an Irish rushing TD.
- His four tackles at Pitt tied for second on a defense that held Pitt to just a field goal. According to Pro Football Focus, McCloud's receivers were targeted six times at Pitt, making just three catches. He earned an 80.1 PFF tackle grade and a 76.2 coverage grade, resulting in a 75.6 overall defensive grade.

LEWIS LURKING

- True freshman **CB Clarence Lewis** was named ACC Defensive Back of the Week for his performance vs. Syracuse, in which he noted 12 tackles (10 solo), one forced fumble and one pass breakup in his fourth-career start. His 12 tackles led the Irish, and were the most by an Irish player in a single game since Julian Love's 12 vs. USC in 2018.
- No ACC defensive back had more tackles on the weekend than Lewis' 12, and of the two DBs who noted 12 tackles, Lewis marked the most solo tackles with 10. He was also the only player in the ACC with 12 or more tackles to note a pass breakup, not to mention a forced fumble, that week. His pass breakup came on third down to force a Syracuse punt.
- Notre Dame limited Syracuse to just 15 first downs on the day, the second-fewest converted by an ACC offense that weekend.
- Lewis made his first-career start vs. South Florida, totaling five solo tackles including 1.0 for loss, and tacked on three

pass breakups.

SQUAD ROLLS DEEP

- **S Houston Griffith** made his first-career start vs. South Florida, finishing the game with five solo tackles and 1.0 for loss.
- Junior **CB TaRiq Bracy** was named to the Pro Football Focus Team of the Week for his play against Duke. According to PFF, Bracy forced a contested target and incompletions on two of three targets, and did not allow any yards.



CAN I GET A WU-WU-WU?

- Named to the Preseason All-ACC team, **LB Jeremiah Owusu-Koramoah** has been selected as a Nagurski Trophy finalist and Butkus Award, Bednarik Award and Lott IMPACT Trophy semifinalist.
- "Wu," a preseason All-ACC selection, has totaled 49 tackles in 2020, which leads the Irish, also leading the team with 9.0 tackles-for-loss. He has been responsible for forcing multiple turnovers, including an interception, two fumble recoveries (one returned for a touchdown) and three forced fumbles this season. He has added three pass PBU.
- Against Syracuse, Owusu-Koramoah noted five tackles, 0.5 TFL, one FF, one FR and two pass breakups. He forced a fumble on the opening drive of the first half for his third forced fumble of the season (fifth of his career). He recovered another fumble, forced by the Irish, for his second FR of the season and fourth of his career, which led to a Notre Dame touchdown drive.
- Owusu-Koramoah was the only player in the ACC that weekend to note at least one FF, one FR and a pass breakup.
- In the victory over No. 1 Clemson, Owusu-Koramoah posted nine tackles (seven solo), 0.5 sack, 2.0 TFL (-6 yards), one forced fumble and one fumble recovery touchdown (23 yards).
- Owusu-Koramoah recovered a Clemson fumble and returned it 23 yards for a touchdown in the second quarter, marking the only fumble returned for a touchdown that week in the ACC.
- It was the first touchdown of the senior's career, and the third fumble recovery of his career (first this season, last came in 2019 vs. Iowa State in the Camping World Bowl).



NICK McCLOUD



CLARENCE LEWIS



JEREMIAH OWUSU-KORAMOAH

- Owusu-Koramoah’s touchdown marked the first true defensive touchdown of the season, as both prior non-offensive touchdowns were on opponent punts.
- Three plays later, Owusu-Koramoah forced a Clemson fumble, which was recovered by cornerback Nick McCloud. It led to an Irish field goal.
- In a performance that saw him named to the Pro Football Focus Team of the Week, Owusu-Koramoah posted his first-career interception at Pitt, giving the Irish possession at the Pitt 49-yard line to set up a Notre Dame TD drive.
- “Wu” led the Irish defense in TFL with 2.0 vs. Louisville, adding two other tackles, one of which resulted in no gain for the offense. Two of his tackles came on third down to force a fourth-down play.
- Owusu-Koramoah forced the first turnover of the season after breaking the ball loose from Duke’s Jalon Calhoun in the third quarter. Owusu-Koramoah led the Irish in tackles (nine) and got to Duke QB Chase Brice for the third Irish sack of the day in the fourth quarter, pinning him for a loss of six yards on what would be Duke’s final drive.

JUST LIKE HE DREW IT UP

- Senior LB **Drew White** has totaled 46 tackles (third on team), 8.0 TFL, 0.5 sacks, two pass breakups and two QBH in 2020.
- White was awarded the game ball for his performance at North Carolina, in which he posted five tackles, 2.0 TFL (-8 yards), 0.5 sacks (-4 yards) and one pass breakup. White combined for a sack, his first of the season and pushing his career total to 2.5.
- In addition to 2.0 TFL, White allowed zero yards on his other tackles. White was one of just two ACC linebackers on the weekend with 2.0 or more tackles for loss. The only other ACC linebacker to reach that mark that weekend allowed nine yards on his other tackle outside of the TFL, while White allowed zero yards on all of his other tackles beyond the TFL.
- The senior tied for the team lead in tackles in the win over No. 1 Clemson with nine, also posting 1.0 TFL (-1) and a pass breakup.
- Overall, White ranks third on the Irish defense in total tackles with 43 on the season.

BE A DOG

- Junior LB **Bo Bauer** snagged his first-career interception, returning it 16 yards, in the second quarter at Pitt. The turnover gave the Irish possession at the Pitt 46 to set up a touchdown drive.

MR. INDIANA

- LB **Jack Kiser** posted his first-career interception at Boston College in the third quarter, giving Notre Dame possession at the Boston College 44-yard line. It was Notre Dame’s fifth interception of the season.
- Kiser made a statement in his first-career start against South Florida, leading the team in tackles (eight) in his first game action on defense. Kiser’s 2.0 tackles-for-loss led the team (tied), and he also posted a QB hurry. After not being listed on the depth chart leading up to the game, Kiser was called up to start at the BUCK position,

and his efforts earned him the game ball. Pro Football Focus named Kiser its “Secret Superstar of the Week,” giving him a 90.0 PFF grade in the first half.

MARIST MENTION

- LB **Marist Liufau** recorded his first-career fumble recovery, returning the ball 12 yards, in the regular season finale vs. Syracuse
- Liufau combined for a sack, the first of his career, at North Carolina. He ended the day with five tackles (three solo).

PUT THE PRESSURE ON

- Notre Dame’s defensive line has combined for the second-ranked rushing defense in the ACC, allowing just 99.7 yards/game. Notre Dame’s rushing defense ranks eighth nationally.
- Notre Dame has held its opponents to less than 100 yards rushing in all but three games in 2020. Of the Top 10 rushers in the ACC, the Irish have faced six—limiting those six running backs to an average of 52.8 yards (317 yards total on 84 carries). North Carolina’s Michael Carter, who leads the ACC with 113.2 rushing yards per game, was held to just 57 vs. Notre Dame.
- In the regular season finale vs. Syracuse, Notre Dame’s defense forced four turnovers (three FR and one INT) vs. Syracuse, and DL **Myron Tagovailoa-Amosa** had a hand in two of them. It was the most by the Irish defense this season. With four forced fumbles by the Irish, it marked the most by a Notre Dame defense since 2019 vs. Navy (four).
- The four forced fumbles by Notre Dame’s defense tied for the most by any FBS team on the weekend, and the three recoveries were the second-most among all FBS teams this weekend.
- Tagovailoa-Amosa was one of just two players in the ACC to total at least one sack, a forced fumble and a fumble recovery on the weekend.
- DL **Daelin Hayes** was responsible for the interception vs. Syracuse, returning the turnover 13 yards for his first-career pick.
- At North Carolina, the defensive line held the Tar Heels, who entered the day averaging 233.5 rushing yards per game, to just 87 rushing yards. It marked the sixth-straight opponent that the Irish have held to 100 or fewer rushing yards. It was fewest rushing yards for the Tar Heels since 2017 against NC State (83 yards).
- UNC entered the game averaging 563 yards per game. Notre Dame held Carolina to 298 yards of total offense, the first time they have been limited to 400 yards or less this season.
- The Irish shutout the Tar Heels in the second half, the first time North Carolina has been shut out in any half this season.
- At Boston College, the defensive line held the Eagles to just 85 rushing yards, marking the sixth time (of eight games) this season that the Irish have held an opponent to fewer than 100 rushing yards. The Irish now total seven games (of nine) allowing fewer than 100 rushing yards.

- In the win over No. 1 Clemson, the defensive line led the way. Through the first seven games of the season, Clemson averaged 167 rushing yards per game. In the first half, Notre Dame limited Clemson to just five rushing yards. The Tigers finished with 34 yards rushing on 33 carries. It marked the second time this season that Notre Dame has held an opponent to single-digit rushing yards in a half (First half at Pitt). The last time Clemson was held to less than 34 yards of rushing was January 1, 2009 vs. Nebraska (four yards).
- Travis Etienne, the ACC’s all-time leading rusher, averaged 86.6 yards per game this season entering Saturday. The Irish defense held him to 28 yards on 18 rushes.
- That game was the only game of Travis Etienne’s career in which he had 10 or more carries (18) and was held to 30 yards or less (28). This was also the fewest yards per carry of Etienne’s career (1.6).
- On Clemson’s final possession of double overtime, Notre Dame’s defense sacked the quarterback on back-to-back plays, as Ade Ogundeji and Jeremiah Owusu-Koramoah combined for the first sack, and Daelin Hayes produced the second sack immediately following. It set Clemson up for third-and-24, and they were unable to convert.
- At North Carolina, DL **Ade Ogundeji** posted 2.0 sacks, tying a career-high, bringing his season total to 5.5. Just three other ACC players posted 2.0 sacks on the weekend, and only one of those players, in addition to Ogundeji, was part of a team that won that weekend.
- Ogundeji and the Irish defense combined for 6.0 sacks at North Carolina, an offense that entered the day allowing





DEFEND THE GRIDIRON

- just 2.75 sacks per game. The last time Notre Dame recorded 6.0 or more sacks was in 2019 vs. Virginia (8.0). Adding to the sack total were **DL Isaiah Foskey** (1.0), **LB Drew White** (0.5), **DL Rylie Mills** (0.5), **DL Justin Ademilola** (1.0), **DL Myron Tagovailoa-Amosa** (0.5) and **LB Marist Liufau** (0.5). The sacks for Mills, Ademilola and Liufau were the first of their careers.
- DL Daelin Hayes** recovered a Boston College errant snap for his first FR of the season and fifth of his career.
- Hayes totaled 2.0 sacks and two forced fumbles at Georgia Tech, both career-high single-game marks for the graduate student. Both forced fumbles came on the sacks. Hayes' two forced fumbles tied for the most in a single game among all FBS players this season, and he was the only player in the Power 5 to reach the mark on the weekend. Hayes' game at Georgia Tech earned him the game ball.
- The Irish D-Line held Georgia Tech to just 88 rushing yards, while entering the game, Georgia Tech had averaged 180.7 rushing yards per game (sixth in the ACC).
- With the help of Hayes' 2.0 sacks, the Irish sacked Georgia Tech a total of 5.0 times. Entering the game, Georgia Tech had allowed just 1.67 sacks per game (10 total). Other Notre Dame players to post a sack on Georgia Tech were **Foskey**, **Ogundeji** and **S Shaun Crawford**. **Tagovailoa-Amosa** posted a fumble recovery on one of Hayes' FFs.
- In the 45-3 win over Pitt, Notre Dame sacked Panther QBs three times. **Tagovailoa-Amosa** posted a sack for a loss of six yards, **S Isaiah Pryor** dropped the QB for a loss of seven yards and **Foskey** and **DL Ovie Oghufo** combined for a sack (-6 yards).
- DL Jayson Ademilola** made his first-career start at defensive tackle in place of Tagovailoa-Amosa vs. Florida State. He also started against Louisville.
- Hayes** made an impact play with his TFL vs. Louisville, reading the screen pass and pinning Louisville's Javian Hawkins for a loss of six in the fourth quarter, helping to stall a Louisville drive on first-and-20 and preserve the win.
- Ogundeji** posted 2.0 sacks against Florida State for a total loss of nine yards, the leading sack figure on Notre Dame's defense. In total, he posted four tackles and a QBH.
- Sophomore **Foskey** tallied his first-career sack vs. Duke to force a Blue Devil field goal. The sophomore made noise in a reserve role against Duke, responsible for the sack (loss of 10 yards) and a QB hurry earlier in the game at the 11-yard line also forced a Duke field goal. Foskey broke up a pass on the next drive to help lead to a punt. His final TFL came in the fourth quarter, when he combined with **DL Jacob Lacey** to bring down Duke's Deon Jackson on second-and-13, setting up a Duke punt.
- Foskey also blocked a Pitt punt with 0:11 remaining in the first half, returning it for a touchdown. It was Foskey's first-career score, and the second touchdown on a blocked punt for the Irish this season (vs. USF). It also marked his second-career blocked punt.
- Freshman **DL Alexander Ehrensberger** notched his first-career sack in the third quarter vs. South Florida, while sophomore **LB JD Bertrand** posted his first-career tackle.

- The Notre Dame defense ranks in the top 15 in the FBS in third down defense (3), rushing defense (8), total defense (14) and scoring defense (12).
- Notre Dame's defense is ranked No. 1 in the ACC in scoring defense (17.1/game) and rushing defense (99.7 avg./game).
- The Irish rank second in the ACC in total defense (314.5 avg/game) and third in passing defense (214.8 avg/game).
- The Irish lead the ACC in opponent third-down conversions, allowing just a 26.4 percent success rate. It is the third-best rate among all FBS teams.
- Notre Dame is second in the ACC in opponent first downs, allowing just 162 on the season thus far.
- Allowing just 99.7 rushing yards per game, which ranks eighth in the nation in rushing defense, the Irish have allowed opposing teams to rush for more than 100 yards in just three games this season.
- Notre Dame held the ACC's top rushing offense, North Carolina (averaged 249.1 yards per game on the season), to just 87 yards.

Team [Power 5]	No. of Games	Yards allowed per game
Georgia	9	69.3
Wisconsin	5	83.2
Oklahoma	9	88.1
Pittsburgh	11	93.5
Ohio State	5	95.0
NOTRE DAME	10	99.7

- The defense has yielded just 17.1 points per game through the ten games of the regular season. That figure ranks fifth among all Power 5 teams:

Team [Power 5]	No. of Games	Pts. allowed/game
Northwestern	7	14.6
Wisconsin	5	15.4
Iowa	8	16.0
Alabama	10	16.8
NOTRE DAME	10	17.1
Clemson	10	18.3
Indiana	7	19.4

- In 2019, the Notre Dame defense ranked No. 12 among FBS teams in scoring defense, allowing just 17.9 points per game (26 touchdowns and 17 field goals).
- Of the Top 10 rushers in the ACC, which includes Williams, the Irish have faced six: North Carolina's Javonte Williams and Michael Carter, Clemson's Travis Etienne, Duke's Mataeo Durant, Florida State's Jordan Travis and Syracuse's Sean Tucker. Notre Dame's defense has limited those six Top-10 running backs to an average of 52.8 yards (317 yards total on 84 carries) and just three total touchdowns among the six. Carter, who leads the ACC with 113.2 rushing yards per game, was held to just 57 vs. Notre Dame.

- In the regular season finale vs. Syracuse, Notre Dame's defense forced four turnovers (three FR and one INT). The four forced fumbles by Notre Dame's defense tied for the most by any FBS team on the weekend, and the three recoveries were the second-most among all FBS teams that weekend.
- Notre Dame limited Syracuse to just 15 first downs, the second fewest converted by an ACC offense that weekend.
- At North Carolina, UNC entered the game averaging 563 yards per game. Notre Dame held Carolina to 298 yards of total offense, the first time they have been limited to 400 yards or less this season.
- The Irish shutout the Tar Heels in the second half, the first time North Carolina has been shut out in any half this season.
- The game at UNC marked North Carolina's first loss of more than seven points in the past two seasons under Mack Brown.
- Through the first seven games of the season, Clemson averaged 167 rushing yards/game. In the first half, Notre Dame limited Clemson to just five rushing yards. The Tigers finished with 34 yards rushing on 33 carries. It marked the second time this season that the Irish have held an opponent to single-digit rushing yds. in a half (First half at Pitt). The last time Clemson was held to less than 34 yards of rushing was January 1, 2009 vs. Nebraska (four yards).
- The Irish defense went eight total quarters without giving up a TD, beginning with the fourth quarter vs. Louisville, and ending in the fourth quarter at Georgia Tech.
- Notre Dame held Georgia Tech to just 88 rushing yards, while entering the game, Georgia Tech had averaged 180.7 rushing yards per game (sixth in the ACC).
- At Georgia Tech, the Yellow Jackets only entered the red zone twice, and were only successful in scoring once. In the win at Pittsburgh, not only did the Irish limit Pitt to just a field goal, they also kept the Panthers out of the red zone entirely. Prior to the game, Pitt had totaled 27 appearances in the red zone through six games.
- The Irish held back-to-back opponents (Pitt and Louisville) to fewer than 10 points for the first time since 2012 (Boston College - 6, Wake Forest - 0).
- The Irish held Pitt to just a field goal; the last time Notre Dame held a team without a TD on the road or at a neutral site was Iowa State in the 2019 Camping World Bowl.
- Notre Dame limited Pittsburgh to just 44 rushing yards, sacking Panthers QBs a total of three times. Pittsburgh's longest drive of the day was just 43 yards, and with just 19:01 of total possession time for the Panthers, none of their 13 drives lasted longer than 2:31.
- The Irish held Pitt to -3 rushing yards in the first quarter, the fewest in a single quarter by an opposing team since Notre Dame held Iowa State to -13 rushing yards in the fourth quarter of the 2019 Camping World Bowl.
- Notre Dame held Pitt to two rushing yards in the first half, the fewest in a half since the Irish held Iowa State to 1 rushing yard in the second half of the 2019 Camping World Bowl. Pitt entered the game averaging 107.0 rushing yards per game.



CLARK LEA

- In the win over Louisville, the defense limited Louisville to just 96 rushing yards. Entering the game, the Cardinals averaged 177.8 rushing yards per game.
- On the day, Louisville posted just 14 first downs and held the ball for only 23:45 minutes of possession time. Entering the game, the Cardinals ranked second in the ACC in time of possession, averaging 32:59 per game.
- Notre Dame marked the second shutout in as many seasons with a 52-0 victory over RV South Florida in Week Two. The Irish allowed the Bulls in the red zone just one time on the day, and the attempt was unsuccessful for South Florida. In all, the Bulls were held to 11 first downs, including just one first down in the first half.

FOLLOW HIS LEA-D

- Notre Dame has held 33-of-36 opponents during Broyles Award nominee **Clark Lea's** tenure as defensive coordinator to 30 points or less. That includes ranked opponents LSU, Michigan, Stanford, Virginia Tech, Syracuse, Clemson, Georgia, Virginia, Navy and North Carolina.

SATURDAY SPECIALISTS

- The Irish lead the ACC in kick-return defense, allowing an average of just 17.69 yards per return.
- True freshman RB **Chris Tyree** owns the third-best kick return average in the ACC, bringing back kicks at a rate of 21.6 yards per return.



CHRIS TYREE



ISAIAH FOSKEY

- The Irish have blocked two punts, returning both for touchdowns, thus far this season.
- Notre Dame is the only Power 5 team to boast two different players with punt return touchdowns this season. No other Power 5 team has more total punt return touchdowns this season than Notre Dame's two. Only three other FBS teams have at least two different players with punt return touchdowns this season (Georgia Southern - 3, Liberty - 2 and Boise State - 2).
- **DL Isaiah Foskey** blocked a Pitt punt with 0:11 remaining in the first half, returning it for a touchdown. It was Foskey's first-career score, and the second touchdown on a blocked punt for the Irish this season (vs. USF). It also marked his second-career blocked punt.
- Foskey was the only player in the ACC to record a punt return TD that week. There have been just 35 this season in the FBS, and only two FBS players boast two.
- True freshman **DL Jordan Botelho** recovered a blocked South Florida punt for a touchdown in the 52-0 shutout win, marking the only punt return TD in the ACC that week and just the second at that point in the season. **DL Osita Ekwonu** was responsible for the block. It was the first blocked punt returned for a TD by the Irish since 2015 vs. Southern Cal.
- Botelho was the only player in the FBS that week to post a punt return touchdown.
- Botelho also provided pressure on another South Florida punt, forcing a rushed punt that traveled just one yard and gave the Irish possession at the South Florida 25-yard line.
- **P Jay Bramblett** made his mark vs. Duke, bombing six punts in the season-opener, including punts of 53, 52 and 45 yards. His play of the day came in the second quarter on a fake punt play, when he rushed for 14 yards, cutting to get the Irish the first down and keeping Notre Dame's drive alive to end in a touchdown. On the day, Bramblett marked a 43.8-yard average punt.
- **K/P Dawson Goepferich** scored his first points for the Irish on a PAT vs. South Florida.
- **LS Michael Vinson** made his debut as the first-string player in the season-opener after the graduation of **LS John Shannon**, recipient of the inaugural Patrick Mannelly Award in 2019, honoring the nation's top long snapper.

OPEN DOERER

- **K/P Jonathan Doerer** is 14-20 on field-goal attempts through the season, connecting on all 46 PAT attempts. He has now connected on 108-consecutive PATs, a streak which extends to 2018 vs. Navy and ranks ninth among all FBS active streaks. The streak is the fourth-longest current streak in the ACC.
- Doerer ranks seventh overall in scoring in the ACC (8.8 pts./game) and ranks fifth among kickers in scoring.
- In the win vs. No. 1 Clemson, Doerer matched the Notre Dame record for kicking points in a game, accounting for 17 kicking points vs. Clemson. His 17 points tie for the most kicking points in a single game by any FBS player this season.
- He made four field goals on the day, matching his previous career high in the 2019 Camping World Bowl vs. Iowa State. His previous single-game point high was 15 in the 2019 Camping World Bowl.
- Doerer's five field goal attempts match a single-game high in the ACC this season.
- In the win vs. Louisville, Doerer made both field goal attempts, giving the Irish an early lead in the 12-7 contest on a day that experienced wind gusts upwards of 30 MPH.
- On the season, Doerer owns an 77.8 FG percentage in conference games, tying for fifth in the ACC.
- In 2019, Doerer compiled a 85.0 FG-make percentage (17-20), the fifth-best by an Irish kicker in a single season since 1996. In 2019, Doerer was perfect on PAT attempts (57-of-57), totaling 108 points between field goals and PAT.
- In 2019, Doerer scored 108 points for the Irish, the most in a single season by any Notre Dame kicker. He topped Kyle Brindza's 2013 mark of 98 with his performance in the Camping World Bowl vs. Iowa State, in which Doerer netted 15 points on four field goals and three PATs.
- In 2019, Doerer inscribed his name in Notre Dame record books vs. Southern Cal, becoming the first Irish kicker since Dave Reeve (1977) to make three field goals of 40 or more yards in a single game. Doerer made a career-long 52-yard field goal on the opening drive of the second half vs. Southern Cal, also making a 45-yard field goal with 15 seconds remaining in the first half. Doerer added a 43-yard field goal in the fourth quarter. All three surpassed his previous career-long (36 yards).



JONATHAN DOERER

NOTRE DAME ACC SCHEDULING AGREEMENT

NOTRE DAME ACC FUTURE SCHEDULES

- In a partnership that began in 2014, the University of Notre Dame and the Atlantic Coast Conference agreed to schedule the Irish to play, on average, five ACC opponents each season. Originally scheduled through the 2025 season, the games have now been scheduled through the 2037 campaign.
- Notre Dame is 32-7 (.821) against ACC opponents since the scheduling agreement began during the 2014 season:

Year	Opponent	H/A/N	W/L	Score
2014	Syracuse	N	W	31-15
2014	North Carolina	H	W	50-43
2014	Florida State	A	L	27-31
2014	Louisville	H	L	28-31
2015	Virginia	A	W	34-27
2015	Georgia Tech	H	W	30-22
2015	Clemson	A	L	22-24
2015	Pittsburgh	A	W	42-30
2015	Wake Forest	H	W	28-7
2015	Boston College	N	W	16-13
2016	Duke	H	L	35-38
2016	Syracuse	N	W	50-33
2016	NC State	A	L	3-10
2016	Miami	H	W	30-27
2016	Virginia Tech	H	L	31-34
2017	Boston College	A	W	49-20
2017	North Carolina	A	W	33-10
2017	NC State	H	W	35-14
2017	Wake Forest	H	W	48-37
2017	Miami	A	L	8-41
2018	Wake Forest	A	W	56-27
2018	Virginia Tech	A	W	45-23
2018	Pittsburgh	H	W	19-14
2018	Florida State	H	W	42-13
2018	Syracuse	N	W	36-3
2019	Louisville	A	W	35-17
2019	Virginia	H	W	35-20
2019	Virginia Tech	H	W	21-20
2019	Duke	A	W	38-7
2019	Boston College	H	W	40-7
2020~	Duke	H	W	27-13
2020~	Florida State	H	W	42-26
2020~	Louisville	H	W	12-7
2020~	Pittsburgh	A	W	45-3
2020~	Georgia Tech	A	W	31-13
2020~	Clemson	H	W	47-40 (20T)
2020~	Boston College	A	W	45-31
2020~	North Carolina	A	W	31-17
2020~	Syracuse	H	W	45-21

Year	Opponent	H/A/N	2029	Syracuse	A
2021	*Florida State	A	2029	Wake Forest	H
2021	Virginia Tech	A	2030	Boston College	A
2021	North Carolina	H	2030	Duke	H
2021	Virginia	H	2030	Florida State	H
2021	Georgia Tech	H	2030	Louisville	A
2022	North Carolina	A	2030	North Carolina	H
2022	Syracuse	A	2031	*Clemson	A
2022	Boston College	H	2031	Miami	H
2022	Clemson	H	2031	North Carolina	A
2023	NC State	A	2031	NC State	H
2023	Duke	A	2031	Virginia	A
2023	Louisville	A	2032	Florida State	H
2023	Wake Forest	H	2032	Georgia Tech	A
2023	Clemson	A	2032	Louisville	H
2023	Pittsburgh	H	2032	Miami	A
2024	Miami	H	2032	Wake Forest	H
2024	Georgia Tech	A	2033	Boston College	A
2024	Florida State	H	2033	Duke	A
2024	Virginia	H	2033	Louisville	A
2025	Miami	A	2033	Pittsburgh	H
2025	NC State	H	2033	Virginia Tech	H
2025	Boston College	A	2034	Clemson	H
2025	Pittsburgh	A	2034	Miami	A
2025	Syracuse	H	2034	Pittsburgh	A
2026	Florida State	A	2034	Syracuse	H
2026	Louisville	H	2034	Virginia	H
2026	North Carolina	A	2035	Boston College	H
2026	Syracuse	H	2035	Duke	H
2026	Virginia	H	2035	Louisville	A
2027	Clemson	A	2035	NC State	A
2027	Duke	A	2035	Virginia	A
2027	Georgia Tech	H	2036	Florida State	H
2027	Virginia Tech	H	2036	Georgia Tech	A
2027	Wake Forest	A	2036	North Carolina	A
2028	Boston College	H	2036	Pittsburgh	H
2028	Clemson	H	2036	*Virginia Tech	A
2028	Miami	H	2037	Clemson	A
2028	Pittsburgh	A	2037	Miami	H
2028	Virginia Tech	A	2037	NC State	H
2029	Florida State	A	2037	Syracuse	A
2029	Georgia Tech	H	2037	Wake Forest	A
2029	NC State	A			

* - Labor Day Monday

~ - Irish received new schedule as part of 2020 ACC membership

- In the 2020 regular season, the Irish were undefeated (9-0) in ACC play, with wins over Duke, Florida State, Louisville, Pitt, Georgia Tech, Clemson, Boston College, North Carolina and Syracuse.
- In 2019, the Irish went undefeated against the ACC, beating Louisville, Virginia, Virginia Tech, Duke and Boston College as part of the scheduling agreement.
- The Irish improved to 23-1 in regular-season games against Atlantic Coast Conference opponents over the last four seasons (2017-20).

- Notre Dame has won eight-straight ACC road games and 12-consecutive ACC home games.
- There have been, and in the future there will be, seasons when the Irish face just four ACC opponents but will eventually even out the agreement by facing six ACC teams in another year (this occurred in 2014 and 2015 and is set to occur in 2021-22 and 2022-23).






IRISH VS. THE ATLANTIC COAST CONFERENCE

Team	Home				Away				Neutral				Overall			
	W	L	T	%	W	L	T	%	W	L	T	%	W	L	T	%
Boston College	8	5	0	0.615	6*	4	0	0.600	3	0	0	1.000	17*	9	0	0.654
Clemson	1	1	0	0.500	1	1	0	0.500	0	1	0	0.000	2	3	0	0.400
Duke	4	1	0	0.800	1	1	0	0.500	0	0	0	0.000	5	2	0	0.714
Florida State	3	2	0	0.600	1	1	0	0.500	0	3	0	0.000	4	6	0	0.400
Georgia Tech	16	3	0	0.842	13	2	1	0.844	0	1	0	0.000	29	6	1	0.819
Louisville	1	1	0	0.500	1	0	0	0.000	0	0	0	0.000	2	1	0	0.667
Miami (Fla.)	9	1	0	0.900	6	7	1	0.464	2	0	0	1.000	17*	8	1	0.673
North Carolina	12	0	0	1.000	6	2	0	0.750	1	0	0	1.000	19	2	0	0.905
NC State	1	0	0	1.000	0	1	0	0.000	0	1	0	0.000	1	2	0	0.333
Pittsburgh	21	10	0	0.667	29	11	1	0.720	0	0	0	0.000	50*	21	1	0.701
Syracuse	3	1	0	0.750	1	1	0	0.500	3	1	0	0.750	7	3	0	0.700
Virginia	1	0	0	1.000	1	0	0	1.000	1	0	0	1.000	3	0	0	1.000
Virginia Tech	1	1	0	0.500	1	0	0	1.000	0	0	0	0.000	2	1	0	0.667
Wake Forest	2*	0	0	1.000	2	0	0	1.000	0	0	0	0.000	4	0	0	1.000
TOTAL	83	26	0	0.761	68*	31	3	0.681	11	7	0	0.611	161	64	3	0.713

* - Includes 20 regular-season wins and two postseason appearances vacated under discretionary NCAA penalty.

2020 NOTRE DAME OPPONENT UPDATE

Rk	Team	Record	Last Week	This Week	Next Week
		2-9 1-9 in ACC	L, 35-56 at Florida State	Open	Open
		1-8 0-7 in AAC	Open	Open	Open
		3-6 2-6 in ACC	W, 56-35 vs. Duke	at Wake Forest TBD	Open
		4-7 3-7 in ACC	W, 45-21 vs. Wake Forest	Open	Open
		6-5 5-5 in ACC	W, 34-20 at Georgia Tech	Open	Open
		3-7 3-6 in ACC	L, 20-34 vs. Pitt	Open	Open
3/4/3		9-1 8-1 in ACC	Open	vs. Notre Dame 4 p.m. ET	Open
		6-5 5-5 in ACC	Open	Open	Open
17/16/15		8-3 7-3 in ACC	W, 62-26 at Miami	Open	Open
		1-10 1-9 in ACC	Open	Open	Open
		4-4 3-4 in ACC	L, 21-45 at Louisville	vs. Florida State TBD	Open

2020 ACC STANDINGS

Team	ACC Record	Overall Record	Streak
NOTRE DAME	9-0	10-0	W10
Clemson	8-1	9-1	W2
Miami	7-2	8-2	L1
North Carolina	7-3	8-3	W2
NC State	7-3	8-3	W4
Pitt	5-5	6-5	W1
Boston College	5-5	6-5	L1
Virginia Tech	5-5	5-6	W1
Virginia	4-5	5-5	L1
Wake Forest	3-4	4-4	L2
Georgia Tech	3-6	3-7	L2
Louisville	3-7	4-7	W1
Florida State	2-6	3-6	W1
Duke	1-9	2-9	L4
Syracuse	1-9	1-10	L8

COLLEGE FOOTBALL PLAYOFF
[December 1, 2020]

Rk	Team	Record	Trend
1	Alabama	9-0	—
2	NOTRE DAME	10-0	—
3	Clemson	9-1	—
4	Ohio State	5-0	—
5	Texas A&M	7-1	—
6	Florida	8-1	—
7	Iowa State	8-2	+2
8	Cincinnati	8-0	-1
9	Georgia	6-2	-1
10	Miami	8-1	—
11	Oklahoma	7-2	—
12	Indiana	6-1	—
13	Coastal Carolina	10-0	+5
14	Northwestern	5-1	—
15	Southern Cal	4-0	+5
16	Iowa	5-2	+3
17	North Carolina	7-3	—
18	BYU	9-1	-5
19	Louisiana	9-1	+6
20	Texas	6-3	NR
21	Colorado	4-0	NR
22	Oklahoma State	6-3	-7
23	NC State	8-3	NR
24	Tulsa	6-1	—
25	Missouri	5-3	NR

ASSOCIATED PRESS TOP 25 -
December 13, 2020



Rk	Team (1st Place Votes)	Rec.	Points	Trend
1	Alabama (62)	10-0	1550	—
2	NOTRE DAME	10-0	1482	—
3	Ohio State	5-0	1405	—
4	Clemson	9-1	1388	—
5	Texas A&M	7-1	1286	—
6	Cincinnati	8-0	1248	+1
7	Indiana	6-1	1140	+1
8	Iowa State	8-2	1059	+2
9	Coastal Carolina	11-0	994	+2
10	Georgia	7-2	968	+2
11	Florida	8-2	940	-5
12	Oklahoma	7-2	902	+1
13	Southern Cal	5-0	774	+3
14	BYU	10-1	724	—
15	Northwestern	6-1	691	—
16	North Carolina	8-3	631	+4
17	Louisiana	9-1	566	—
18	Iowa	6-2	502	+1
19	Miami	8-2	454	-10
20	Tulsa	6-1	408	-2
21	Texas	6-3	227	+2
22	Liberty	9-1	184	—
23	Buffalo	5-0	183	+1
24	NC State	8-3	137	NR
21	San Jose State	6-0	124	NR

Others receiving votes: Oklahoma State 83, Marshall 47, Boise State 12, UCF 11, Army 9, Washington 9, Auburn 8, TCU 3, Appalachian State 1

COACHES POLL TOP 25-
December 13, 2020

Rk	Team (1st Place Votes)	Rec.	Points	Trend
1	Alabama (60)	10-0	1548	—
2	NOTRE DAME (2)	10-0	1481	—
3	Clemson	9-1	1403	—
4	Ohio State	5-0	1381	—
5	Texas A&M	7-1	1292	—
6	Cincinnati	8-0	1213	+1
7	Indiana	6-1	1088	+2
8	Iowa State	8-2	1065	+3
9	Georgia	7-2	1038	+1
10	Oklahoma	7-2	933	+2
11	Florida	8-2	912	-5
12	Coastal Carolina	11-0	884	+1
13	Southern Cal	5-0	798	+2
14	Northwestern	6-1	779	—
15	North Carolina	8-3	626	+5
16	BYU	10-1	616	—
17	Iowa	6-2	526	+1
18	Louisiana	9-1	510	-1
19	Miami	8-2	488	-11
20	Tulsa	6-1	365	-1
21	Liberty	9-1	194	—
22	Oklahoma State	7-3	189	NR
23	NC State	8-3	185	+1
24	Texas	6-3	176	-1
25	San Jose State	6-0	127	NR

Others receiving votes: Buffalo 102, Auburn 45, Army 35, Boise State 30, Marshall 29, Washington 22, Missouri 17, Colorado 17, Nevada 10, Wisconsin 8, SMU 7, Oregon 6, Utah 4, TCU 1

	GAME 1	
	Sept. 12, 2020 Notre Dame Stadium Attend: 10,097 TV: NBC	
(--/RV) DUKE		13
(10/10) NOTRE DAME		27

NOTRE DAME, Indiana – The 10th-ranked University of Notre Dame Fighting Irish football team collected its first ever conference win, taking down ACC foe Duke 27-13. The Irish offense had a balanced attack led by sophomore running back Kyren Williams. In his first career start, Williams tallied 112 yards on the ground, 93 yards receiving and two rushing touchdowns. Williams became the first Irish player in the last 25 years to record 90+ yards rushing and receiving in the same game.

SCORE BY QUARTERS

	1	2	3	4	Final
Duke	3	3	7	0	13
Notre Dame	0	10	7	10	27

SCORING SUMMARY

1st 07:01 DUKE	C.Ham 29 yd FG, 10-79, 03:53; DU 3, ND 0
2nd 10:39 ND	K.Williams 1 yd rush (#39 J.Doerer kick), 12-96 04:37; DU 3, ND 7
03:20 DUKE	C.Ham 30 yd FG, 11-80 04:12; DU 6, ND 7
00:00 ND	J.Doerer 48 yd FG, 9-54 01:13; DU 6, ND 10
3rd 07:57 ND	K.Williams 26 yd rush (#39 J.Doerer kick), 7-59 03:32; DU 6, ND 17
02:19 DUKE	C.Brice 2 yd rush (#44 C.Ham kick), 6-39 02:24; DU 13, ND 17
4th 10:58 ND	A.Davis 17 yd pass from #12 I.Book (#39 J.Doerer kick), 15-83 06:14; DU 13, ND 24
05:21 ND	J.Doerer 34 yd FG, 6-40 03:45; DU 13, ND 27

TEAM STATISTICS

	DUKE	ND
FIRST DOWNS	19	24
RUSHES-YARDS (NET)	30-75	42-178
PASSING YARDS (NET)	259	263
Passes Comp-Att-Int	20-37-0	19-31-1
TOTAL OFFENSE PLAYS-YARDS	67-334	73-441
Fumble Returns-Yards	0-0	0-0
Punt Returns-Yards	4-27	1-3
Kickoff Returns-Yards	2-41	4-90
Interception Returns-Yards	1-0	0-0
Punts (Number-Avg)	6-45.7	6-43.8
Fumbles-Lost	2-2	0-0
Penalties-Yards	4-31	4-39
Possession Time	26:36	33:24
Third-Down Conversions	4 of 15	7 of 16
Fourth-Down Conversions	0 of 1	2 of 2
Red-Zone Scores-Chances	3-3	3-4
Sacks By: Number-Yards	3-14	3-21



Rushing: Duke– Deon Jackson 15-52, Chase Brice 9-20, Mataeo Durant 5-7, TEAM 1- -4. **Notre Dame**– Kyren Williams 19-112, Chris Tyree 6-20, Jahmir Smith 5-15, Jay Bramblett 1-14, Ian Book 9-12, Jafar Armstrong 2-5.

Passing: Duke– Chase Brice 20-37-0-259. **Notre Dame**– Ian Book 19-31-1-263.

Receiving: Duke– Noah Gray 5-68, Jalon Calhoun 5-62, Eli Pancol 3-78, Jake Bobo 3-34, Deon Jackson 2- -6, Jontavis Robertson 1-13, Darrell Harding Jr. 1-10. **Notre Dame**– Tommy Tremble 5-43, Joe Wilkins 4-39, Michael Mayer 3-38, Kyren Williams 2-93, Avery Davis 2-26, Jafar Armstrong 2-20, Lawrence Keys III 1-4.

Interceptions: Duke– Lummie Young IV 1-0. **Notre Dame**– None.

Fumbles: Duke– Jalon Calhoun 1-1. **Notre Dame**– None.

	GAME 2	
	Sept. 19, 2020 Notre Dame Stadium Attend: 10,085 TV: NBC	
(RV/RV) SOUTH FLORIDA		0
(7/7) NOTRE DAME		52

NOTRE DAME, Indiana — The seventh-ranked Notre Dame Fighting Irish football team's defense was on full display, shutting out visiting South Florida 52-0 to improve to 2-0 on the season. Notre Dame extended its home winning streak to 20 games, breaking the longest streak in modern program history (19-straight from 1987-90). Notre Dame totaled six rushing touchdowns overall from four different players, with three from Ian Book in the first half.

SCORE BY QUARTERS

	1	2	3	4	Final
South Florida	0	0	0	0	0
Notre Dame	14	21	10	7	52

SCORING SUMMARY

1st 12:05 ND	Ian Book 4 yd run (Jonathan Doerer kick), 7-55 2:50; USF 0, ND 7
07:06 ND	Chris Tyree 1 yd run (Jonathan Doerer kick), 7-43 3:24; USF 0, ND 14
2nd 14:25 ND	Ian Book 1 yd run (Jonathan Doerer kick), 11-58 5:07; USF 0, ND 21
11:15 ND	Flemister, C'Bo 26 yd run (Jonathan Doerer kick), 5-53 1:57; USF 0, ND 28
01:55 ND	Ian Book 1 yd run (Jonathan Doerer kick), 4-25 0:54; USF 0, ND 35
3rd 06:34 ND	Jonathan Doerer 22 yd field goal, 10-60 3:21; USF 0, ND 38
03:23 ND	Botelho, Jordan 1 yd blocked punt return (Jonathan Doerer kick); USF 0, ND 45
4th 02:15 ND	Jafar Armstrong 5 yd run (Goepferich, Dawson kick), 10-66 7:00; USF 0, ND 52

TEAM STATISTICS

	USF	ND
FIRST DOWNS	11	21
RUSHES-YARDS (NET)	33-106	45-281
PASSING YARDS (NET)	125	149
Passes Comp-Att-Int	12-29-0	13-21-0
TOTAL OFFENSE PLAYS-YARDS	62-231	66-430
Fumble Returns-Yards	0-0	0-0
Punt Returns-Yards-TD	0-0	2-62-1
Kickoff Returns-Yards	8-129	1-14
Interception Returns-Yards	0-0	0-0
Punts (Number-Avg)	6-144	2-74
Fumbles-Lost	0-0	2-0
Penalties-Yards	4-40	2-25
Possession Time	27:33	32:27
Third-Down Conversions	2 of 15	8 of 14
Fourth-Down Conversions	1 of 5	2 of 2
Red-Zone Scores-Chances	0-1	6-7
Sacks By: Number-Yards	0-0	2-15

Rushing: USF– Johnny Ford 6-70, Jordan McCloud 5-21, Noah Johnson 6-12, Brian Battie 3-9, Kell Joiner Jr. 8-6, Oduunay Seriki 3-1, Latrel Williams 1--4, Jahquez Evans 1--9. **Notre Dame**– C'Bo Flemister 13-127, Chris Tyree 8-65, Kyren Williams 10-62, Ian Book 4-9, Jafar Armstrong 7-7, Tommy Tremble 1-4, Drew Pyne, 1-4, Braden Lenzy 1-3.

Passing: USF– Jordan McCloud 8-14-0-64, Noah Johnson 4-12-0-61, Katravis Marsh 0-3-0-0.

Notre Dame– Ian Book 12-19-0-144, Drew Pyne 1-2-0.

Receiving: USF– Devontres Dukes 3-36, Latrel Williams 2-48, Mitche Brinkman 2-21, Omario Dollison 1-17, Xavier Weaver 1-6, Chris Carter 1-4, Kell Joiner Jr. 1--3, Terrence Horne 1--4. **Notre Dame**– Tommy Tremble 3-61, Braden Lenzy 3-34, Kyren Williams 2-10, Jafar Armstrong 1-18, C'Bo Flemister 1-9, Javon McKinley 1-7, Kevin Bauman 1-5, Michael Mayer 1-5.

Interceptions: USF– None. **Notre Dame**– None.

Fumbles: USF– None. **Notre Dame**– Kyren Williams 1-0, C'Bo Flemister 1-0.



GAME 3

October 10, 2020 | Notre Dame Stadium
Attend: 10,409 | TV: NBC



FLORIDA STATE	26
(5/5) NOTRE DAME	42

NOTRE DAME, Indiana – Taking the field for the first time in three weeks, fifth-ranked Notre Dame (3-0, 2-0 ACC) used the ground game to run past the Florida State Seminoles (1-3, 0-3 ACC), 42-26, at Notre Dame Stadium (10,049). Sophomore running back Kyren Williams had a career day, compiling 185 rushing yards on 19 carries with two rushing touchdowns. It was the most rushing yards by an Irish player since 2018 when Dexter Williams had 202, also against Florida State. Freshman Chris Tyree also contributed to the successful night on the ground, totaling 103 yards on 11 carries with one touchdown.

SCORE BY QUARTERS

	1	2	3	4	Final
Florida State	17	3	6	0	26
Notre Dame	14	21	7	0	42

SCORING SUMMARY

1st	12:03	FSU	Fitzgerald,Ryan 42 yd field goal, 4-8 2:07; FSU 3, ND 0
	10:43	ND	Mayer,Michael 8 yd pass from Book,Ian (Doerer,Jonathan kick), 3-75 1:20; FSU 3, ND 7
	06:10	ND	Williams,Kyren 46 yd run (Doerer,Jonathan kick), 5-76 2:19; FSU 3, ND 14
	02:51	FSU	Travis,Jordan 4 yd run (Fitzgerald,Ryan kick), 3-19 1:13; FSU 10, ND 14
	00:38	FSU	Terry,Tamorriion 48 yd pass from Travis,Jordan (Fitzgerald,Ryan kick), 4-71 1:13; FSU 17, ND 14
2nd	12:27	ND	Williams,Kyren 1 yd run (Doerer,Jonathan kick), 8-75 3:11; FSU 17, ND 21
	05:25	ND	Tyree,Chris 45 yd run (Doerer,Jonathan kick), 4-81 1:50; FSU 17, ND 28
	01:17	FSU	Fitzgerald,Ryan 26 yd field goal, 13-67 4:08; FSU 20, ND 28
	00:11	ND	Lenzy,Braden 6 yd pass from Book,Ian (Doerer,Jonathan kick), 8-57 0:58; FSU 20, ND 35
3rd	12:25	FSU	Webb,La'Damian 7 yd run (Terry,Tamorriion pass failed), 7-75 2:35; FSU 26, ND 35
	08:40	ND	Book,Ian 3 yd run (Doerer,Jonathan kick), 8-73 3:39; FSU 26, ND 42

TEAM STATISTICS

	FSU	ND
FIRST DOWNS	18	25
RUSHES-YARDS (NET)	40-153	42-353
PASSING YARDS (NET)	252	201
Passes Comp-Att-Int	17-31-1	16-25-0
TOTAL OFFENSE PLAYS-YARDS	71-405	67-554
Fumble Returns-Yards	0-0	0-0
Punt Returns-Yards	0-0	1- -6
Kickoff Returns-Yards	4-66	3-90
Interception Returns-Yards	0-0	1-23
Punts (Number-Avg)	6-44.0	3-39.7
Fumbles-Lost	0-0	2-2
Penalties-Yards	7-59	4-28
Possession Time	32:08	27:52
Third-Down Conversions	2 of 14	2 of 8
Fourth-Down Conversions	3 of 3	1 of 2
Red-Zone Scores-Chances	3-4	4-5
Sacks By: Number-Yards	0-0	4-22

Rushing: Florida State- Jordan Travis 19-96, La'Damian Webb 13-59, Jashaun Corbin 2-9, Lawrance Toafili 3-1, TEAM 1- -3, James Blackman 2- -9. **Notre Dame**- Kyren Williams 19-185, Chris Tyree 11-103, Ian Book 9-58, Braden Lenzy 2-5, C'Bo Flemister 1-2.

Passing: Florida State- Jordan Travis 13-24-1-204, James Blackman 4-5-0-48, TEAM 0-2-0-0. **Notre Dame**- Ian Book 16-25-0-201.

Receiving: Florida State- Tamorriion Terry 9-146, Ontaria Wilson 2-22, Lawrance Toafili 1-31, Jordan Young 1-18, Ja'Khi Douglas 1-17, Warren Thompson 1-9, Camren McDonald 1-5, La'Damian Webb 1-4. **Notre Dame**- Javon McKinley 5-107, Braden Lenzy 3-29, Michael Mayer 2-25, Kyren Williams 2-11, Brock Wright 2-10, Avery Davis 1-13, Tommy Tremble 1-6.

Interceptions: Florida State- None. **Notre Dame**- Shawn Crawford 1-23.

Fumbles: Florida State- None. **Notre Dame**- Kyren Williams 1-1, Lawrence Keys III 1-1.



GAME 4

Oct. 17, 2020 | Notre Dame Stadium
Attend: 10,182 | TV: NBC



LOUISVILLE	7
(4/4) NOTRE DAME	12

NOTRE DAME, Indiana — The fourth-ranked Notre Dame football team battled the University of Louisville at Notre Dame Stadium and prevailed with a 12-7 victory to remain undefeated (4-0, 3-0 ACC) on the season. The Irish ran the ball well, finishing the afternoon with 232 yards on 49 carries. Sophomore Kyren Williams paced the Irish backfield with 127 yards on 25 carries, marking his third 100-yard rushing effort on the season. Graduate student Ian Book had an impressive third-quarter 13-yard rushing touchdown to regain the lead on his way to amassing 47 yards on the ground.

SCORE BY QUARTERS

	1	2	3	4	Final
Louisville	0	0	7	0	7
Notre Dame	6	0	6	0	12

SCORING SUMMARY

1st	09:26	ND	Jonathan Doerer 32 yd field goal, 12-61 5:34; UL 0, ND 3
	00:30	ND	Jonathan Doerer 30 yd field goal, 15-76 7:09; UL 0, ND 6
3rd	07:37	UL	Ford,Marshon 1 yd pass from Cunningham,Mali (Turner,Jason kick), 13-83 7:16; UL 7, ND 6
	03:43	ND	Ian Book 13 yd run (Javon McKinley pass failed), 8-66 3:49; UL 7, ND 12

TEAM STATISTICS

	UL	ND
FIRST DOWNS	14	24
RUSHES-YARDS (NET)	23-96	49-232
PASSING YARDS (NET)	137	106
Passes Comp-Att-Int	17-22-0	11-19-0
TOTAL OFFENSE PLAYS-YARDS	45-233	68-338
Fumble Returns-Yards	0-0	0-0
Punt Returns-Yards-TD	0-0	0-0
Kickoff Returns-Yards	3-68	1-22
Interception Returns-Yards	0-0	0-0
Punts (Number-Avg)	5-40.4	2-41.5
Fumbles-Lost	0-0	0-0
Penalties-Yards	7-60	3-18
Possession Time	23:45	36:15
Third-Down Conversions	3 of 9	8 of 14
Fourth-Down Conversions	1 of 1	0 of 1
Red-Zone Scores-Chances	1-1	3-5
Sacks By: Number-Yards	4-21	0-0



Rushing: UL- Javian Hawkins 15-51, Malik Cunningham 7-49, Tutu Atwell 1- -4. **Notre Dame**- Kyren Williams 25-127, Ian Book 12-47, Chris Tyree 7-32, Javon McKinley 1-15, Avery Davis 1-10, Jay Bramblett 1-7, TEAM 2- -6.

Passing: UL- Malik Cunningham 16-19-0-132, Evan Conley 1-2-0-5, TEAM 0-1-0-0. **Notre Dame**- Ian Book 11-19-0-106.

Receiving: UL- Javian Hawkins 5-46, Tutu Atwell 4-40, Marshon Ford 3-11, Dez Pitzpatrick 2-21, Isaac Martin 2-11, Braden Smith 1-8. **Notre Dame**- Ben Skowronek 2-28, Avery Davis 2-17, Chris Tyree 2-15, Kevin Austin 1-18, Michael Mayer 1-12, Javon McKinley 1-7, Kyren Williams 1-5, Tommy Tremble 1-4.

Interceptions: UL- None. **Notre Dame**- None.

Fumbles: UL- None. **Notre Dame**- None.

	GAME 5	
	October 24, 2020 Heinz Field Attend: 5,451 TV: ABC	
(3/3) NOTRE DAME	45	
PITTSBURGH	3	

PITTSBURGH, Pennsylvania – The third-ranked University of Notre Dame football team moved to 5-0 in 2020 with a convincing 45-3 victory over the Pittsburgh Panthers (3-4). Offensively, quarterback Ian Book led the way for the Irish with 312 yards passing and three passing touchdowns while adding 40 yards rushing on eight carries. Notre Dame added two rushing touchdowns on the afternoon, marking the first time the Pittsburgh defense has given up multiple rushing touchdowns since Oct. 5, 2019 against Duke. The Irish held the Panthers to 97 yards of offense and just two yards rushing in the opening 30 minutes. Notre Dame recorded three INTs on defense and after allowing just three points, it is the first time since 2012 that the Irish defense has given up fewer than 10 points in back-to-back games.

SCORE BY QUARTERS

	1	2	3	4	Final
Notre Dame	7	21	17	0	45
Pittsburgh	3	0	0	0	3

SCORING SUMMARY

1st 10:08 ND	Ben Skowronek 34 yd pass from Ian Book (Jonathan Doerer kick), 11-75 4:52; ND 7, UP 0
07:38 UP	Alex Kessman 45 yd field goal, 10-37 2:30; ND 7, UP 3
2nd 10:37 ND	Ben Skowronek 73 yd pass from Ian Book (Jonathan Doerer kick), 4-87 1:29; ND 14, UP 3
01:29 ND	Kyren Williams 2 yd run (Jonathan Doerer kick), 8-46 3:42; ND 21, UP 3
00:11 ND	Isaiah Foskey 0 yd blocked punt return (Jonathan Doerer kick); ND 28, UP 3
3rd 07:34 ND	Jonathan Doerer 21 yd field goal, 14-72 6:10; ND 31, UP 3
04:22 ND	Michael Mayer 14 yd pass from Ian Book (Jonathan Doerer kick), 4-49 2:01; ND 38, UP 3
02:42 ND	C'Bo Flemister 2 yd run (Jonathan Doerer kick), 4-35 1:33; ND 45, UP 3

TEAM STATISTICS

	ND	UP
FIRST DOWNS	28	11
RUSHES-YARDS (NET)	50-115	20-44
PASSING YARDS (NET)	319	118
Passes Comp-Att-Int	17-33-0	12-33-3
TOTAL OFFENSE PLAYS-YARDS	83-434	53-162
Fumble Returns-Yards	0-0	0-0
Punt Returns-Yards-TDs	3-32-1	2--8-0
Kickoff Returns-Yards	1-17	4-81
Interception Returns-Yards	3-16	0-0
Punts (Number-Avg)	5-42.4	8-33.4
Fumbles-Lost	1-0	3-0
Penalties-Yards	7-63	12-93
Possession Time	40:59	19:01
Third-Down Conversions	11 of 18	3 of 13
Fourth-Down Conversions	1 of 1	0 of 0
Red-Zone Scores-Chances	4-5	0-0
Sacks By: Number-Yards	3-19	2-5



Rushing: Notre Dame- C'Bo Flemister 13-48-1, Ian Book 8-40, Kyren Williams 17-38-1, Chris Tyree 3--3, Brendon Clark 1--4, Jafar Armstrong 8--4. **Pittsburgh**- Vincent Davis 8-28, Daniel Carter 1-9, Nick Patti 2-8, Davis Beville 3-4, A.J. Davis 3-1, Israel Abanikanda 2-0, Joey Yellen 1--6.

Passing: Notre Dame- Ian Book 16-30-0-312 (three TDs), Brendon Clark 1-3-0-7. **Pittsburgh**- Joey Yellen 10-27-3-101, Nick Patti 2-5-0-17, Davis Beville 0-1-0-0.

Receiving: Notre Dame- Michael Mayer 5-73-1, Avery Davis 3-44, Kyren Williams 3-37, Ben Skowronek 2-107-2, Javon McKinley 2-50, George Takacs 1-7, Tommy Tremble 1-1. **Pittsburgh**- Jordan Addison 3-40, Shockey Jacques-Louis 3-39, Taysir Mack 2-17, Tre Tipton 1-11, A.J. Davis 1-8, DJ Turner 1-5, Vincent Davis 1--2.

Interceptions: Notre Dame- Jeremiah Owusu-Koramoah 1-0, Bo Bauer 1-16, Nick McCloud 1-0. **Pittsburgh**- None.

Fumbles: Notre Dame- Avery Davis 1-0. **Pittsburgh**- DJ Turner 1-0, Davis Beville 1-0, Nick Patti 1-0.

	GAME 6	
	October 31, 2020 Bobby Dodd Stadium Attend: 11,000 TV: ABC	
(4/4) NOTRE DAME	31	
GEORGIA TECH	13	

ATLANTA, Georgia – The fourth-ranked Fighting Irish extended their winning streak to 12 games, the longest active streak in FBS, with a decisive 31-13 win over Georgia Tech at Bobby Dodd Stadium. The Irish were led offensively by Kyren Williams as he finished with 76 yards on 15 carries and two touchdowns. It was Williams' third game this season with multiple touchdowns (Duke & Florida State). C'Bo Flemister and Chris Tyree both played integral roles in the rushing attack – adding 106 yards on 20 carries combined. On the defensive side the Irish had another strong first half, as they limited the Yellow Jackets to 65 yards of total offense. Daelin Hayes was all over the field for the Irish defense as he notched five tackles, two sacks and two forced fumbles.

SCORE BY QUARTERS

	1	2	3	4	Final
Notre Dame	7	10	7	7	31
Georgia Tech	0	7	0	6	13

SCORING SUMMARY

1st 06:16 ND	Joe Wilkins, Jr. 8 yd pass from Ian Book (Jonathan Doerer kick), 15-81 8:38; ND 7, GT 0
2nd 14:42 GT	Zamari Walton 93 yd fumble recovery (Jude Kelley kick); ND 7, GT 7
10:47 ND	Kyren Williams 2 yd run (Jonathan Doerer kick), 7-75 3:48; ND 14, GT 7
01:49 ND	Jonathan Doerer 32 yd field goal, 8-35 2:10; ND 17, GT 7
3rd 10:43 ND	Kyren Williams 4 yd run (Jonathan Doerer kick), 6-65 2:56; ND 24, GT 7
4th 12:59 ND	C'Bo Flemister 3 yd run (Jonathan Doerer kick), 9-74 4:32; ND 31, GT 7
07:15 GT	Jordan Mason 1 yd run (Adonias Sanders rush failed), 8-69 2:42; ND 31, GT 13

TEAM STATISTICS

	ND	GT
FIRST DOWNS	24	17
RUSHES-YARDS (NET)	44-227	33-88
PASSING YARDS (NET)	199	150
Passes Comp-Att-Int	18-26-0	15-26-0
TOTAL OFFENSE PLAYS-YARDS	70-426	59-238
Fumble Returns-Yards	0-0	1-93-1
Punt Returns-Yards-TDs	0-0-0	3-3-0
Kickoff Returns-Yards	2-39-0	1-10-0
Interception Returns-Yards	0-0	0-0
Punts (Number-Avg)	3-39.7	4-41.2
Fumbles-Lost	1-1	3-1
Penalties-Yards	5-50	6-50
Possession Time	36:54	23:06
Third-Down Conversions	10 of 15	5 of 12
Fourth-Down Conversions	0 of 0	0 of 2
Red-Zone Scores-Chances	5-7	1-2
Sacks By: Number-Yards	5-34	2-10

Rushing: Notre Dame- Kyren Williams 15-76, C/Bo Flemister 15-58, Chris Tyree 5-47, Ian Book 9-46. **Georgia Tech**- Jahmyr Gibbs 14-61, Jordan Mason 7-25, Jeff Sims 12-2.

Passing: Notre Dame- Ian Book 18-26-0-199 (one TD). **Georgia Tech**- Jeff Sims 15-26-0-150.

Receiving: Notre Dame- Javon McKinley 5-93, Avery Davis 4-29, Michael Mayer 3-15, Kyren Williams 2-24, Brock Wright 1-11, Tommy Tremble 1-11, Joe Wilkins Jr. 1-8, Ben Skowronek 1-8. **Georgia Tech**- Jahmyr Gibbs 5-49, Jalen Camp 3-64, Adonias Sanders 2-14, Marquez Ezzard 1-13, Josh Tukes 1-5, Dylan Leonard 1-4, Jack Coco 1-3, Jordan Mason 1--2.

Interceptions: Notre Dame- None. **Georgia Tech**- None.

Fumbles: Notre Dame- Kyren Williams 1-1. **Georgia Tech**- Jeff Sims 2-1, Marquez Ezzard 1-0.

GAME 7
November 7, 2020 | Notre Dame Stadium
Attend: 11,011 | TV: NBC

(1/1) CLEMSON	40
(4/4) NOTRE DAME	47

NOTRE DAME, Indiana – The No. 4 ranked Notre Dame football team took down No. 1 Clemson, 47-40, in a double-overtime thriller. The Irish led the Tigers until Clemson broke through with 3:33 remaining to take a 33-26 lead. Book then connected with Avery Davis for a touchdown to tie the game. Both teams scored on their first possessions of overtime. A 12-yard rush from Book, followed by a 10-yard reception by Ben Skowronek, was punctuated by another three-yard touchdown run from Williams. With the spotlight back on the Notre Dame defense, the unit recorded back-to-back sacks from Jeremiah Owusu-Koramoah and Daelin Hayes to set up an eventual Clemson 4th-and-24. The Irish denied the ensuing passing play and earned its 23rd-straight win at home.

SCORE BY QUARTERS

	1	2	3	4	OT	OT1	OT2	Final
Clemson	7	6	10	10	7	7	0	40
Notre Dame	10	13	0	10	14	7	7	47

SCORING SUMMARY

1st	14:27	ND	Kyren Williams 65 yd run (Jonathan Doerer kick), 1-75 0:33; CU 0, ND 7
	05:55	ND	Jonathan Doerer 24 yd field goal, 10-49 6:24; CU 0, ND 10
	04:11	CU	Powell,Cornell 53 yd pass from Uiagalelei,D.J. (Potter,B.T. kick), 4-75 1:44; CU 7, ND 10
2nd	13:09	ND	Jonathan Doerer 27 yd field goal, 13-66 6:02; CU 7, ND 13
	08:32	CU	Potter,B.T. 25 yd field goal, 11-80 4:32; CU 10, ND 13
	05:53	ND	Jer., Owusu-Koramoah 23 yd fumble recovery (Jonathan Doerer kick); CU 10, ND 20
	02:41	ND	Jonathan Doerer 45 yd field goal, 4--2 2:25; CU 10, ND 23
	01:09	CU	Potter,B.T. 45 yd field goal, 6-47 1:32; CU 13, ND 23
3rd	12:15	CU	Potter,B.T. 46 yd field goal, 9-36 2:45; CU 16, ND 23
	04:12	CU	Allen,Davis 10 yd pass from Uiagalelei,D.J. (Potter,B.T. kick), 13-60 6:29; CU 23, ND 23
4th	11:37	ND	Jonathan Doerer 44 yd field goal, 7-31 3:12; CU 23, ND 26
	09:42	CU	Potter,B.T. 30 yd field goal, 5-58 1:49; CU 26, ND 26
	03:33	CU	Etienne,Travis 3 yd run (Potter,B.T. kick), 12-74 5:41; CU 33, ND 26
	00:22	ND	Avery Davis 4 yd pass from Ian Book (Jonathan Doerer kick), 8-91 1:26; CU 33, ND 33
OT	15:00	CU	Uiagalelei,D.J. 1 yd run (Potter,B.T. kick), 2-25 0:00; CU 40, ND 33
	15:00	ND	Kyren Williams 3 yd run (Jonathan Doerer kick), 4-25 0:00; CU 40, ND 40
	15:00	ND	Kyren Williams 3 yd run (Jonathan Doerer kick), 6-25 0:00; CU 40, ND 47

TEAM STATISTICS

	CU	ND
FIRST DOWNS	22	22
RUSHES-YARDS (NET)	33-34	40-208
PASSING YARDS (NET)	439	310
Passes Comp-Att-Int	29-44-0	22-39-0
TOTAL OFFENSE PLAYS-YARDS	77-473	79-518
Fumble Returns-Yards	0-0	2-26-1
Punt Returns-Yards-TDs	0-0	1-5
Kickoff Returns-Yards	5-81	0-0
Interception Returns-Yards	0-0	0-0
Punts (Number-Avg)	3-41.7	3-41.0
Fumbles-Lost	3-3	1-1
Penalties-Yards	4-46	7-50
Possession Time	29:38	30:22
Third-Down Conversions	4 of 15	10 of 19
Fourth-Down Conversions	1 of 2	0 of 1
Red-Zone Scores-Chances	5-5	5-6
Sacks By: Number-Yards	2-8	2-14

Rushing: Clemson– Travis Etienne 18-28, Chez Mellusi 1-5, D.J. Uiagalelei 13-2, TEAM 1- -1. **Notre Dame**– Kyren Williams 23-140, Ian Book 14-67, C’Bo Flemister 1-5, Chris Tyree 1- -4.

Passing: Clemson– D.J. Uiagalelei 29-44-0-439. **Notre Dame**– Ian Book 22-39-0-310.

Receiving: Clemson– Amari Rodgers 8-134, Travis Etienne 8-57, Cornell Powell 6-161, Braden Galloway 3-46, Davis Allen 2-19, Joseph Ngata 1-14, E.J. Williams 1-8. **Notre Dame**– Javon McKinley 5-102, Michael Mayer 5-67, Avery Davis 4-78, Ben Skowronek 4-33, Tommy Tremble 3-32, Kyren Williams 1- -2.

Interceptions: Clemson– None. **Notre Dame**– None.

Fumbles: Clemson– Travis Etienne 1-1, Braden Galloway 1-1, Amari Rodgers 1-1. **Notre Dame**– Ian Book 1-1.

GAME 8
November 14, 2020 | Alumni Stadium
Attend: 0 | TV: ABC

(2/2) NOTRE DAME	45
(--/RV) BOSTON COLLEGE	31

CHESTNUT HILL, Massachusetts – The second-ranked Notre Dame football team extended the nation’s longest winning streak to 14 games following a 45-31 win over Boston College at Alumni Stadium. With the win Brian Kelly recorded his 100thth career win at Notre Dame, tying Lou Holtz for the second most all-time wins in program history. Ian Book was very efficient in the air, finishing 20-of-27 for 283 yards and three touchdowns while adding 85 yards and a touchdown on the ground. Ben Skowronek led the Irish receiving corps with five catches for 63 yards and a career-high three touchdowns. Defensively, Shaun Crawford paced the Irish with a career-high nine tackles, one sack and 1.5 tackles-for-loss.

SCORE BY QUARTERS

	1	2	3	4	Final
Notre Dame	10	21	7	7	45
Boston College	10	6	7	8	31

SCORING SUMMARY

1st	09:39	ND	Doerer, J 23 yd Field Goal, 13-70 5:21, ND 3, BC 0
	05:03	BC	Zay Flowers 4 yd pass from Phil Jurkovec (Aaron Boumerhi kick), 10-80 4:30; ND 3, BC 7
	03:56	BC	Aaron Boumerhi 41 yd field goal, 4--6 0:56; ND 3, BC 10
	00:11	ND	Skowronek, B 10 yd pass from Book, I (Doerer, J kick), 8-77 3:39; ND 10, BC 10
2nd	12:41	BC	Aaron Boumerhi 31 yd field goal, 9-44 2:25; ND 10, BC 13
	10:24	ND	Flemister, C 2 yd run (Doerer, J kick), 6-75 2:13; ND 17, BC 13
	05:43	ND	Skowronek, B 13 yd pass from Book, I (Doerer, J kick), 7-50 3:32; ND 24, BC 13
	03:12	BC	Aaron Boumerhi 35 yd field goal, 6-57 2:31; ND 24, BC 16
	00:04	ND	Skowronek, B 7 yd pass from Book, I (Doerer, J kick), 10-49 2:05; ND 31, BC 16
3rd	06:34	ND	Flemister, C 1 yd run (Doerer, J kick), 4-43 1:57; ND 38, BC 16
	00:35	BC	David Bailey 3 yd run (Aaron Boumerhi kick), 12-80 5:59; ND 38, BC 23
4th	12:19	ND	Book, I 6 yd run (Doerer, J kick), 7-70 3:10; ND 45, BC 23
	04:09	BC	Hunter Long 8 yd pass from Phil Jurkovec (Travis Levy rush), 6-70 1:28; ND 45, BC 31

TEAM STATISTICS

	ND	BC
FIRST DOWNS	29	22
RUSHES-YARDS (NET)	49-274	25-85
PASSING YARDS (NET)	283	272
Passes Comp-Att-Int	20-28-0	18-40-1
TOTAL OFFENSE PLAYS-YARDS	77-557	65-357
Fumble Returns-Yards	0-0	0-0
Punt Returns-Yards-TDs	2-12-0	0-0
Kickoff Returns-Yards	4-84-0	5-90-0
Interception Returns-Yards	1-2	0-0
Punts (Number-Avg)	0-0	2-41.0
Fumbles-Lost	3-3	1-1
Penalties-Yards	8-69	5-41
Possession Time	34:27	25:33
Third-Down Conversions	4 of 8	4 of 11
Fourth-Down Conversions	2 of 2	0 of 1
Red-Zone Scores-Chances	7-8	6-7
Sacks By: Number-Yards	2-9	0-0

Rushing: Notre Dame– Ian Book, 10-85, Chris Tyree 17-74, C’Bo Flemister 10-53, Kyren Williams 9-37, Avery Davis 1-29, TEAM 2- -4. **Boston College**– Travis Levy 9-51, Phil Jurkovec 7-34, David Bailey 7-21, Zay Flowers 1- -5, TEAM 1- -16.

Passing: Notre Dame– Ian Book 20-27-0-283. **Boston College**– Phil Jurkovec 18-40-1-272.

Receiving: Notre Dame– Ben Skowronek 5-63, Javon McKinley 5-48, Kyren Williams 4-37, Avery Davis 2-70, Lawrence Keys III 2-26, C’Bo Flemister 1-27, Michael Mayer 1-12. **Boston College**– Jaelen Gill 5-105, Hunter Long 4-59, CJ Lewis 3-60, Zay Flowers 3-25, Travis Levy 2-11, Jehlani Galloway 1-12.

Interceptions: Notre Dame– Jack Kiser 1-2. **Boston College**– None.

Fumbles: Notre Dame– Chris Tyree 1-1, Ben Skowronek 1-1, Kyren Williams 1-1. **Boston College**– TEAM 1-1.



GAME 9

November 27, 2020 | Kenan Memorial Stadium
Attend: 3,535 | TV: ABC



Table with 2 columns: Score and Team. (2/2/2) NOTRE DAME 31, (19/25/23) NORTH CAROLINA 17

CHAPEL HILL, North Carolina - The second-ranked Notre Dame football team slowed down one of the highest scoring offenses in the country en route to its 15-straight victory in the 31-17 win over No. 19 North Carolina at Kenan Memorial Stadium.

SCORE BY QUARTERS

Score by quarters table for Game 9. Columns: Quarter (1-4), Final. Rows: Notre Dame, North Carolina.

SCORING SUMMARY

Scoring summary table for Game 9. Columns: Time, Quarter, Team, Play description.

TEAM STATISTICS

Team statistics table for Game 9. Columns: Stat, ND, NC.

Rushing: Notre Dame- Kyren Williams 23-124, Ian Book 8-48, Chris Tyree 2-16, Ben Skowronek 1-13, TEAM 2--2. North Carolina- Michael Carter 8-57, Javonte Williams 11-28, Sam Howell 11-2. Passing: Notre Dame- Ian Book 22-33-0-279. North Carolina- Sam Howell 17-27-0-211. Receiving: Notre Dame- Javon McKinley 6-135, Michael Mayer 4-54, Kyren Williams 4-20, Ben Skowronek 3-34, Joe Wilkins Jr. 2-16, George Takacs 1-13, Avery Davis 1-5, Lawrence Keys III 1-1, Tommy Tremble 1-1. North Carolina- Dazz Newsome 6-64, Dyami Brown 4-84, Emery Simmons 2-11, Javonte Williams 2-10, Michael Carter 1-23, Josh Downs 1-10, Garrett Walston 1-9. Interceptions: Notre Dame- None. North Carolina- None. Fumbles: Notre Dame- TEAM 1-0. North Carolina- None.



GAME 10

December 5, 2020 | Notre Dame Stadium
Attend: 6,831 | TV: NBC



Table with 2 columns: Score and Team. SYRACUSE 21, (2/2/2) NOTRE DAME 45

NOTRE DAME, Indiana - No. 2 Notre Dame (10-0, 9-0 ACC) shook off a slow start with a dominant second quarter en route to a 45-21 victory over Syracuse. With the win, QB Ian Book secured his 30th-career win at Notre Dame, the most in school history.

SCORE BY QUARTERS

Score by quarters table for Game 10. Columns: Quarter (1-4), Final. Rows: Syracuse, Notre Dame.

SCORING SUMMARY

Scoring summary table for Game 10. Columns: Time, Quarter, Team, Play description.

TEAM STATISTICS

Team statistics table for Game 10. Columns: Stat, SU, ND.

Rushing: Syracuse- C. Lutz 7-114, S. Tucker 23-101, R. Culpepper 3-8, T. Harris 1-4, N. Johnson 1-2. Notre Dame- Kyren Williams 20-110, Chris Tyree 6-109, Ian Book 8-53, C'Bo Flemister 3-10, Cameron Ekanayake 3-1. Passing: Syracuse- R. Culpepper 18-29-1-185, D. Markiewicz 0-1-0-0. Notre Dame- Ian Book 24-37-1-285. Receiving: Syracuse- T. Harris 8-69, A. Queeley 4-42, S. Tucker 2-46, N. Johnson 2-13, A. Hackett 1-10, C. Elmore 1-5. Notre Dame- Javon McKinley 7-111, Michael Mayer 5-36, Ben Skowronek 4-71, Kyren Williams 3-33, Avery Davis 2-10, Tommy Tremble 1-18, Chris Tyree 1-6, Braden Lenzy 1-0. Interceptions: Syracuse- J. Carter 1-11. Notre Dame- Daelin Hayes 1-13. Fumbles: Syracuse- R. Culpepper 2-2, T. Harris 1-0, A. Hackett 1-1. Notre Dame- Ian Book 1-1.



IRISH IN THE NFL (As of December 12)

Player	Team	Pos.	Notes
Josh Adams	NY Jets	RB	Third season
Alex Bars	Chicago	OL	Second season
Asmar Bilal	LA Chargers	LB	First season (injured reserve)
Miles Boykin	Baltimore	WR	Second season
Chase Claypool	Pittsburgh	WR	First season
Tyler Eifert	Jacksonville	TE	Eighth season
Jalen Elliott	Detroit	S	First season (practice squad)
Matthias Farley	NY Jets	S	Fifth season
Will Fuller V	Houston	WR	Fifth season (reserve/commissioner)
Alohi Gilman	LA Chargers	S	First season
Bennett Jackson	NY Jets	S	Seventh season
J.J. Jansen	Carolina	LS	13th season
Jarron Jones	Pittsburgh	OL	Fourth season (practice squad)
Tony Jones, Jr.	New Orleans	RB	First season (practice squad)
Khalid Kareem	Cincinnati	DL	First season
Deshone Kizer	Tennessee	QB	Fourth season (practice squad)
Cole Kmet	Chicago	TE	First season
Julian Love	NY Giants	CB	Second season
Cole Luke	Washington	CB	Fourth season
Nick Martin	Houston	C	Fifth season
Zack Martin	Dallas	OG	Seventh season (injured reserve)
Mike McGlinchey	San Francisco	OT	Third season
Sam Mustipher	Chicago	OL	Second season

IRISH IN THE NFL (As of December 12)

Player	Team	Pos.	Notes
Quenton Nelson	Indianapolis	OG	Third season
Julian Okwara	Detroit	DL	First season (injured reserve)
Romeo Okwara	Detroit	DE	Fifth season
James Onwualu	Las Vegas	LB	Third season (practice squad)
Troy Pride, Jr.	Carolina	CB	First season
C.J. Prosise	Houston	RB	Fifth season
Theo Riddick	Las Vegas	RB	Eighth season
Isaac Rochell	LA Chargers	DT	Fourth season
Kyle Rudolph	Minnesota	TE	10th season
KeiVarae Russell	Green Bay	CB	Fourth season (practice squad)
Harrison Smith	Minnesota	FS	Ninth season
Jaylon Smith	Dallas	ILB	Fifth season
Durham Smythe	Miami	TE	Third season
Eq. St. Brown	Green Bay	WR	Third season
Ronnie Stanley	Baltimore	OT	Fifth season (injured reserve)
Golden Tate	NY Giants	WR	11th season
Manti Te'o	Chicago	LB	Seventh season (practice squad)
Jerry Tillery	LA Chargers	DT	Second season
Drue Tranquill	LA Chargers	LB	Second season (injured reserve)
Stephon Tuitt	Pittsburgh	DE	Seventh season
Donte Vaughn	LA Chargers	CB	First season (practice squad)
Dexter Williams	Green Bay	RB	Second season (practice squad/injured)
Sam Young	Las Vegas	T	11th season

CAPTAIN WATCH

- So far in the 2020 season, five former Notre Dame players have been selected to captain their NFL squads: Matthias Farley (Jets), Harrison Smith (Vikings), Kyle Rudolph (Vikings), Nick Martin (Texans) and Mike McGlinchey (49ers).

ROSTER MOVES

- Will be updated upon completion of NFL games this weekend.

NFL DRAFT

- With six players selected in the 2020 NFL Draft, Notre Dame Football has totaled 511 draft picks over the tenure of the program. No other college football program has totaled more than the Irish.
- TE Cole Kmet (second round, Chicago Bears), WR Chase Claypool (third round, Pittsburgh Steelers), DL Julian Okwara (third round, Detroit Lions), CB Troy Pride Jr. (fourth round, Carolina Panthers), DL Khalid Kareem (fifth round, Cincinnati Bengals) and S Alohi Gilman (sixth round, Los Angeles Chargers) represented the Irish in the 2020 NFL Draft.

PRO BOWL SELECTIONS

- Four Irish players were named to the 2020 Pro Bowl: G Zack Martin (Dallas), G Quenton Nelson (Indianapolis), S Harrison Smith (Minnesota) and T Ronnie Stanley (Baltimore)
- Brian Kelly placed six former players in the 2020 Pro Bowl, the second-highest total by any college coach (Nick Saban - 7, Urban Meyer - 6), including the four Irish representatives, Jason Kelce (Philadelphia) and Travis Kelce (Kansas City), who both played for Kelly at Cincinnati.

ALL-TIMERS

- Throughout the history of the Notre Dame Football Program, 571 total players have spent time on an active NFL roster. In 2020 thus far, eight former Irish players have made their debut appearance on a 53-man roster: Asmar Bilal, Chase Claypool, Alohi Gilman, Khalid Kareem, Cole Kmet, Sam Mustipher, Julian Okwara and Troy Pride Jr.

THE BRIAN KELLY FILE

38th year in coaching // 30th year as head coach // 11th year at Notre Dame

Alma Mater: Assumption College (1983)

School	Seasons	Record			Pct.
Grand Valley State	13	118	35	2	0.768
Central Michigan	3	19	16	0	0.543
Cincinnati	3	34	6	0	0.850
Notre Dame	11	102 [*]	37	0	0.734
TOTALS	30	273[*]	94	2	0.743

HONORS AND ACCOLADES

Year	Award
2018	Home Depot National Coach of the Year
2018	Stallings National Coach of the Year
2012	AP National Coach of the Year
2012	Walter Camp National Coach of the Year
2012	Sporting News National Coach of the Year
2012	Home Depot National Coach of the Year
2012	Liberty Mutual National Coach of the Year
2012	AFCA National Coach of the Year
2009	Home Depot National Coach of the Year

^{*} - Includes 20 regular-season wins and two postseason appearances vacated under discretionary NCAA penalty.

BRIAN KELLY - THE DICK CORBETT HEAD FOOTBALL COACH

- Winningest coach in FBS (273^{*} wins)
- One of only four active FBS coaches with more than 300 games as a head coach (Iowa's Kirk Ferentz joined the group in the first week of Big Ten play in 2020).
- With the win over North Carolina, Kelly passed Lou Holtz to claim sole possession of second all-time in program history in career wins (now owns 102^{*}) at Notre Dame. He trails only Knute Rockne's 105.
- Joins Knute Rockne (13), Frank Leahy, Ara Parseghian and Lou Holtz (11) as the only Notre Dame coaches to spend 10 or more seasons on the Irish sidelines.
- Only three-time winner of the Home Depot Coach of the Year Award ('09, '12, '18)
- With 10 or more wins in 2015, 2017, 2018, 2019 and 2020, Kelly joined Lou Holtz as the only Notre Dame coaches to hit the double-digit mark in wins five times.
- With 10-win seasons in five of the last six years, Kelly is the first Irish coach to do since Holtz registered five 10-win seasons from 1988-93.
- Notched his first win over an AP No. 1 team with the 47-40 win over Clemson (Nov. 8, 2020)
- Ranks second in winning percentage among active FBS coaches (.743^{*}) who have coached in 300 or more career games (Nick Saban - .795)
- Second-youngest coach to reach 200 career victories at a major school
- Has finished .500 or better in 27 of 29 seasons as a head coach
- Boasts a 16-8 record in postseason as a head coach
- Kelly is the first coach to post four or more shutouts in an Irish career since Lou Holtz.
- With the 52-20 win over Navy in 2019, Kelly became just the third coach in Notre Dame history with three or more wins of at least 25 points over ranked teams. Lou Holtz and Frank Leahy each secured eight such victories. Ara Parseghian and Dan Devine had two such victories apiece.

WINNINGEST ACTIVE FBS COACHES (By wins)

Rk.	Coach	School	Years	Record			Pct.
1.	BRIAN KELLY	NOTRE DAME	30	273 [*]	94	2	.743
2.	Mack Brown	North Carolina	32	259	131	1	.664
3.	Nick Saban	Alabama	25	253	65	1	.795
4.	Willie Fritz	Tulane	24	183	101	0	.644
5.	Kirk Ferentz	Iowa	25	181	127	0	.588
6.	Gary Patterson	TCU	21	178	74	0	.706

ACTIVE FBS LONGEVITY

Rk.	Coach	School	Games
1.	Mack Brown	North Carolina	391
2.	BRIAN KELLY	NOTRE DAME	369 [*]
3.	Nick Saban	Alabama	319
4.	Kirk Ferentz	Iowa	308
5.	Dave Clawson	Wake Forest	254

**WINNINGEST ACTIVE FBS COACHES
(By percentage, min. 5 years)**

Rk.	Coach	School	Years	Record			Pct.
1.	Dabo Swinney	Clemson	13	139	32	0	.813
2.	Nick Saban	Alabama	25	253	65	1	.795
3.	Lance Leipold	Buffalo	14	145	38	0	.792
4.	Kirby Smart	Georgia	5	51	14	0	.785
5.	Brian Harsin	Boise State	8	76	23	0	.768
6.	Jimbo Fisher	Texas A&M	11	107	33	0	.764
7.	BRIAN KELLY	NOTRE DAME	30	273 [*]	94	2	.743
8.	David Shaw	Stanford	10	89	36	0	.712
9.	Tom Herman	Texas	6	53	22	0	.707
10.	Gary Patterson	TCU	21	178	74	0	.706

MOST YEARS COACHING (ACTIVE FBS)

Rk.	Coach	School	Years
1.	Mack Brown	North Carolina	32
2.	BRIAN KELLY	NOTRE DAME	30
3.	Nick Saban	Alabama	25
4.	Kirk Ferentz	Iowa	25
5.	Dave Clawson	Wake Forest	21

All charts include coaches with five-plus seasons of FBS head coaching experience



THE RECORD WHEN...

Stat	Kelly's Career			Kelly at ND		2020	
	Record (W-L-T)			Record (W-L)		Record (W-L)	
Home (Includes Shamrock Series)	153	34	1	60	13	6	0
Away	106	54	1	31	20	4	0
Neutral	12	7	0	9	5	0	0
In overtime	7	5	0	3	3	1	0
Coming off a loss	50	27	0	16	11	0	0
Coming off a win	187	53	1	63	23	7	0
Coming off an open date	20	2	0	9	1	2	0
vs. AP Top 25	30	24	0	21	20	2	0
Both teams are in the AP Top 25	22	19	0	18	17	2	0
Neither team is in the AP Top 25	54	30	0	22	14	0	0
Team is ranked higher	92	13	0	70	10	9	0
Opponent is ranked higher	11	17	0	8	13	1	0
vs. In-State Opponents	76	22	2	6	0	0	0
In August	5	2	0	2	0	0	0
In September	83	35	0	31	12	2	0
In October	91	26	2	32	8	4	0
In November	79	26	0	31	13	3	0
In December	13	3	0	5	2	1	0
In January	1	4	0	1	3	0	0
On TV (except GVSU regular season)	131	45	0	101	37	10	0
On NBC	59	13	0	59	13	5	0
On NBCSN	3	0	0	3	0	0	0
On ABC	24	12	0	22	12	4	0
On ACCN	1	0	0	1	0	0	0
On ESPN	15	8	0	7	6	0	0
On ESPN2	8	2	0	1	0	0	0
On CBS	4	3	0	4	3	0	0
On CBS Sports Network	0	1	0	0	1	0	0
On FOX	2	3	0	2	3	0	0
On USA Network	1	0	0	1	0	1	0
Morning Games (kicks off before noon)	0	1	0	0	1	0	0
Afternoon Games	182	60	2	64	16	8	0
Night Games (6 p.m. or later)	90	33	0	37	20	2	0
Decided by three points or fewer	45	23	2	12	13	0	0
Decided by seven points or fewer	85	44	2	30	21	2	0
Scoring first	189	38	0	75	20	7	0
Opponent scores first	81	56	2	26	17	3	0
Leading at halftime	215	21	0	82	11	9	0
Tied at halftime	19	6	0	8	1	1	0
Trailing at halftime	35	67	2	10	25	0	0

THE RECORD WHEN...

Stat	Kelly's Career			Kelly at ND		2020	
	Record (W-L-T)			Record (W-L)		Record (W-L)	
Leading after three quarters	229	17	0	83	9	9	0
Tied after three quarters	13	6	0	5	5	1	0
Trailing after three quarters	28	71	0	11	23	0	0
Scoring 40+ points	104	3	0	36	2	6	0
Scoring 30-39 points	77	11	0	30	7	2	0
Scoring 20-29 points	68	36	1	25	14	1	0
Scoring 0-19 points	23	44	1	10	13	1	0
Allowing 40+ points	8	24	0	2	10	1	0
Allowing 30-39 points	20	35	0	9	13	1	0
Allowing 20-29 points	71	27	1	23	9	2	0
Allowing 0-19 Points	173	8	1	67	3	6	0
Outrushing opponent	213	29	1	76	8	10	0
Getting outrushed	54	64	2	23	29	0	0
Passing for more yards	177	61	1	64	28	7	0
Passing for fewer yards	94	30	1	37	9	3	0
Outgaining opponent	229	31	1	84	14	10	0
Outgained by opponent	41	60	1	17	23	0	0
Winning time of possession battle	145	28	0	56	6	9	0
Losing time of possession battle	125	64	2	45	31	1	0
Scoring a defensive or special teams TD	79	9	0	20	5	3	0
Allowing a defensive or special teams TD	25	31	0	11	12	1	0
Fewer penalty yards	87	44	1	49	19	6	0
More penalty yards	175	48	1	50	18	3	0
Winning turnover battle	156	16	0	53	5	3	0
Losing turnover battle	65	56	1	24	28	2	0
Having an individual 100-yard rusher	129	26	1	46	9	7	0
Having an individual 100-yard receiver	106	33	0	36	16	5	0
Having an individual 200-yard passer	180	49	1	66	23	7	0
Having a QB rush for 100 yards	9	1	0	7	1	0	0
Allowing an individual 100-yard rusher	48	52	1	16	24	1	0
Allowing an individual 100-yard receiver	77	38	0	21	13	3	0
Allowing an individual 200-yard passer	109	45	1	42	23	5	0

STARTER SHEET

OFFENSE	Pos.	2020	Streak	Career	DEFENSE	Pos.	2020	Streak	Career
Tommy Kraemer	LG/RG/RT	8	0	37	Daelin Hayes	DL	10	10	23
Liam Eichenberg	LT	10	37	37	Kurt Hinish	NG	10	23	23
Ian Book	QB	10	25	33	Jeremiah Owusu-Koramoah	LB	10	23	23
Robert Hainsey	RT/RG	10	10	32	Drew White	LB	10	17	22
Aaron Banks	LG	10	29	29	Shaun Crawford	CB/S	10	14	21
Jarrett Patterson	C	8	0	21	Myron Tagovailoa-Amosa	DT	8	6	20
Tommy Tremble	TE	9	0	16	Ade Ogundeji	DE	10	10	11
Javon McKinley	WR	10	10	12	Kyle Hamilton	S	9	8	10
Brock Wright	TE	7	0	11	Nick McCloud	CB	9	7	9
Kyren Williams	RB	10	10	10	TaRiq Bracy	CB	6	1	8
Ben Skowronek	WR	8	7	8	Shayne Simon	LB	8	8	8
Josh Lugg	RT	2	2	7	Clarence Lewis	S/CB	4	2	4
Jafar Armstrong	RB	0	0	4	Jayson Ademilola	DL	2	0	2
Avery Davis	WR	3	1	3	Houston Griffith	CB	2	0	2
Lawrence Keys III	WR	0	0	3	Jack Kiser	LB	1	0	1
Braden Lenzy	WR	1	0	3	Marist Liufau	LB	1	0	1
Michael Mayer	TE	2	1	2					
Zeke Correll	C	1	0	1					
Dillan Gibbons	RG	1	1	1					

CAREER STARTS BY POSITION

WR	LT	LG	C	RG	RT	TE	WR	QB	WR	RB
McKinley (12)	Eichenberg (37)	Kraemer (17)	Patterson (21)	Banks (14)	Hainsey (31)	Tremble (16)	Davis (3)	Book (33)	Skowronek (8)	Williams (10)
Keys III (3)		Banks (15)	Correll (1)	Hainsey (1)	Kraemer (13)	Wright (11)			Lenzy (1)	Armstrong (4)
Lenzy (2)			Lugg (1)	Kraemer (8)	Lugg (5)	Mayer (2)				
				Lugg (1)						
				Gibbons (1)						
DL	DL	DL	DL	ROV	MIKE	BUCK	CB	S	S	CB
Ogundeji (10)	Tagovailoa-Amosa (20)	Hinish (23)	Hayes (23)	Owusu-Koramoah (22)	White (22)	Simon (8)	McCloud (9)	Hamilton (10)	Crawford (9)	Crawford (12)
	Ademilola, Jayson (2)					Kiser (1)	Griffith (1)	Lewis (1)	Owusu-Koramoah (1)	Bracy (8)
	Ogundeji (1)					Liufau (1)				Lewis (3)
										Griffith (1)



NOTRE DAME 20+ YARD PLAYS

YARDS	TYPE	PLAYER(S)	OPPONENT
94*	Rush	Chris Tyree	Syracuse
75	Pass	Ian Book to Kyren Williams	Duke
73*	Pass	Ian Book to Ben Skowronek	Pittsburgh
65*	Rush	Kyren Williams	Clemson
65	Rush	Kyren Williams	Florida State
53	Pass	Ian Book to Javon McKinley	North Carolina
53	Pass	Ian Book to Avery Davis	Clemson
48	Pass	Ian Book to Avery Davis	Boston College
47	Rush	Kyren Williams	North Carolina
46*	Rush	Kyren Williams	Florida State
45	Pass	Ian Book to Javon McKinley	Clemson
45*	Rush	Chris Tyree	Florida State
43	Pass	Ian Book to Javon McKinley	North Carolina
41	Pass	Ian Book to Javon McKinley	Pittsburgh
38	KOR	Chris Tyree	Duke
38	Pass	Ian Book to Javon McKinley	Florida State
36	Pass	Ian Book to Javon McKinley	Florida State
36	KOR	Jafar Armstrong	Florida State
34	Pass	Ian Book to Javon McKinley	Georgia Tech
34*	Pass	Ian Book to Ben Skowronek	Pittsburgh
33	KOR	Chris Tyree	Syracuse
33	Rush	Ian Book	North Carolina
31	Pass	Ian Book to Javon McKinley	Georgia Tech
31	Rush	Chris Tyree	South Florida
31	Rush	C'Bo Flemister	South Florida
29	Pass	Ian Book to Ben Skowronek	Syracuse
29	Rush	Avery Davis	Boston College
29	Pass	Ian Book to Michael Mayer	Clemson
28*	Pass	Ian Book to Javon McKinley	Syracuse
28*	Rush	Ian Book	Syracuse
28	Pass	Ian Book to Javon McKinley	Clemson
28	KOR	Chris Tyree	Florida State
27	Pass	Ian Book to C'Bo Flemister	Boston College
27	Pass	Ian Book to Tommy Tremble	South Florida
26*	Pass	Ian Book to Javon McKinley	Syracuse
26	Pass	Ian Book to Ben Skowronek	Boston College
26*	Rush	Kyren Williams	Duke
26*	Rush	C'Bo Flemister	South Florida
26	KOR	Chris Tyree	Florida State
25	Rush	Chris Tyree	Duke
25	Pass	Ian Book to Tommy Tremble	South Florida
24	Rush	Kyren Williams	Louisville
23	Rush	Kyren Williams	Syracuse

YARDS	TYPE	PLAYER(S)	OPPONENT
23*	FR	Jeremiah Owusu-Koramoah	Clemson
23	Pass	Ian Book to Michael Mayer	Pittsburgh
23	INT	Shaun Crawford (return)	Florida State
22	KOR	Chris Tyree	Boston College
22	Pass	Ian Book to Avery Davis	Boston College
22	KOR	Chris Tyree	Boston College
22	KOR	Chris Tyree	Louisville
22	Pass	Ian Book to Braden Lenzy	South Florida
21	Pass	Ian Book to Ben Skowronek	Syracuse
21*	Pass	Ian Book to Javon McKinley	Syracuse
21	Pass	Ian Book to Ben Skowronek	North Carolina
21	KOR	Chris Tyree	Boston College
21	Rush	C'Bo Flemister	Georgia Tech
21	Rush	Chris Tyree	Georgia Tech
21	Pass	Ian Book to Avery Davis	Pittsburgh
20	KOR	Chris Tyree	Syracuse
20	Pass	Ian Book to Michael Mayer	Syracuse
20	KOR	Chris Tyree	Syracuse
20	Rush	Ian Book	Boston College
20	Pass	Ian Book to Kyren Williams	Boston College
20	Pass	Ian Book to Kyren Williams	Georgia Tech
20	KOR	Chris Tyree	Georgia Tech
20	Pass	Ian Book to Kyren Williams	Pittsburgh
20	Rush	Ian Book	Louisville
20	Pass	Ian Book to Jafar Armstrong	Duke
20	Pass	Ian Book to Joe Wilkins Jr.	Duke

* Touchdown play



OPPONENT 20+ YARD PLAYS

YARDS	TYPE	PLAYER(S)	ND OPPONENT
93*	FR	Zamari Walton	Georgia Tech
80*	Rush	Cooper Lutz	Syracuse
55	Pass	Chase Brice to Eli Pancol	Duke
53*	Pass	D.J. Uiagalelei to Cornell Powell	Clemson
51	Pass	Sam Howell to Dyami Brown	North Carolina
51	Pass	D.J. Uiagalelei to Cornell Powell	Clemson
48	Pass	Jordan Travis to Tamorrion Terry	Florida State
42	Rush	Johnny Ford	South Florida
40*	Rush	Sean Tucker	Syracuse
40	Pass	Phil Jurkovec to Jaelen Gill	Boston College
39	Pass	Jeff Sims to Jalen Camp	Georgia Tech
37	Pass	Rex Culpepper to Sean Tucker	Syracuse
37	KOR	Travis Etienne	Clemson
36	Pass	Noah Johnson to Latrell Williams	South Florida
35	Pass	D.J. Uiagalelei to Amari Rodgers	Clemson
34	Pass	Phil Jurkovec to Jaelen Gill	Boston College
34	Pass	Jeff Sims to Jahmyr Gibbs	Georgia Tech
33	Pass	Joey Yellen to Jordan Addison	Pittsburgh
33	Rush	Jordan Travis	Florida State
32	KOR	DJ Turner	Pittsburgh
31	Pass	Jordan Travis to Lawrance Toafili	Florida State
30	Pass	Jordan Travis to Tamorrion Terry	Florida State
29	Pass	Malik Cunningham to Javian Hawkins	Louisville
28	Pass	Phil Jurkovec to CJ Lewis	Boston College
28	KOR	Hassan Hall	Louisville
28	Pass	Malik Cunningham to Tutu Atwell	Louisville
28	Rush	Javian Hawkins	Louisville
27	Pass	D.J. Uiagalelei to Braden Galloway	Clemson
27	Pass	D.J. Uiagalelei to Amari Rodgers	Clemson
26	Rush	Michael Carter	North Carolina
26	KOR	Brian Battie	South Florida
25	KOR	Travis Levy	Boston College
25	Pass	Chase Brice to Jalon Calhoun	Duke
25	KOR	Diamond Philyaw-Johnson	Duke
25	Pass	Jordan Travis to Tamorrion Terry	Florida State
24	Pass	D.J. Uiagalelei to Cornell Powell	Clemson
24	KOR	Travis Etienne	Clemson
24	KOR	DJ Turner	Pittsburgh
23	Pass	Sam Howell to Michael Carter	North Carolina
23	KOR	Hassan Hall	Louisville
23	Rush	Chase Brice	Duke
23	Pass	Chase Brice to Noah Gray	Duke
22	Rush	Travis Levy	Boston College

YARDS	TYPE	PLAYER(S)	ND OPPONENT
22	Pass	D.J. Uiagalelei to Travis Etienne	Clemson
22	Pass	Joey Yellen to Shocky Jacques-Louis	Pittsburgh
22	Rush	Johnny Ford	South Florida
22	Pass	Chase Brice to Noah Gray	Duke
22	KOR	Corey Wren	Florida State
21	Pass	Phil Jurkovec to Hunter Long	Boston College
21	KOR	Travis Levy	Boston College
21	KOR	Jashaun Corbin	Florida State
20	Pass	Sam Howell to Dazz Newsome	North Carolina
20	KOR	Peter Stehr	Boston College
20	Pass	Phil Jurkovec to CJ Lewis	Boston College
20	KOR	Terrence Horne	South Florida
20	KOR	Johnny Ford	South Florida

* Touchdown play



NOTRE DAME SCORING DRIVES

Date	Opponent	Qtr	Scoring Play	Plays-Yds	Time	Score (ND-Opp.)
9.12.20	Duke	2nd - 10:39	#23 K.Williams 1 yd rush (#39 J.Doerer kick)	12-96	04:37	7-3
		2nd - 00:00	#39 J.Doerer 48 yd FG	9-54	01:13	10-6
		3rd - 07:57	#23 K.Williams 26 yd rush (#39 J.Doerer kick)	7-59	03:32	17-6
		4th - 10:58	#3 A.Davis 17 yd pass from #12 I.Book (#39 J.Doerer kick)	15-83	06:14	24-13
		4th - 05:21	#39 J.Doerer 34 yd FG	6-40	03:45	27-13
9.19.20	South Florida	1st - 12:05	Ian Book 4 yd run (Jonathan Doerer kick)	7-55	2:50	7-0
		1st - 07:06	Chris Tyree 1 yd run (Jonathan Doerer kick)	7-43	3:24	14-0
		2nd - 14:25	Ian Book 1 yd run (Jonathan Doerer kick)	11-58	5:07	21-0
		2nd - 11:15	Flemister, C'Bo 26 yd run (Jonathan Doerer kick)	5-53	1:57	28-0
		2nd - 01:55	Ian Book 1 yd run (Jonathan Doerer kick)	4-25	0:54	35-0
		3rd - 06:34	Jonathan Doerer 22 yd field goal	10-60	3:21	38-0
		3rd - 03:23	Botelho, Jordan 1 yd blocked punt return (Jonathan Doerer kick)			45-0
		4th - 02:15	Jafar Armstrong 5 yd run (Goepferich, Dawson kick)	10-66	7:00	52-0
10.10.20	Florida State	1st - 10:43	Mayer,Michael 8 yd pass from Book,Ian (Doerer,Jonathan kick)	3-75	1:20	7-3
		1st - 06:10	Williams,Kyren 46 yd run (Doerer,Jonathan kick)	5-76	2:19	14-3
		2nd - 12:27	Williams,Kyren 1 yd run (Doerer,Jonathan kick)	8-75	3:11	21-17
		2nd - 05:25	Tyree,Chris 45 yd run (Doerer,Jonathan kick)	4-81	1:50	28-17
		2nd - 00:11	Lenzy,Braden 6 yd pass from Book,Ian (Doerer,Jonathan kick)	8-57	0:58	35-20
		3rd - 08:40	Book,Ian 3 yd run (Doerer,Jonathan kick)	8-73	3:39	42-26
10.17.20	Louisville	1st - 09:26	Jonathan Doerer 32 yd field goal	12-61	5:34	3-0
		1st - 00:30	Jonathan Doerer 30 yd field goal	15-76	7:09	6-0
		3rd - 03:43	Ian Book 13 yd run (Javon McKinley pass failed)	8-66	3:49	12-7
10.24.20	Pittsburgh	1st - 10:08	Ben Skowronek 34 yd pass from Ian Book (Jonathan Doerer kick)	11-75	4:52	7-0
		2nd - 10:37	Ben Skowronek 73 yd pass from Ian Book (Jonathan Doerer kick)	4-87	1:29	14-3
		2nd - 01:29	Kyren Williams 2 yd run (Jonathan Doerer kick)	8-46	3:42	21-3
		2nd - 00:11	Isaiah Foskey 0 yd blocked punt return (Jonathan Doerer kick)			28-3
		3rd - 07:34	Jonathan Doerer 21 yd field goal	14-72	6:10	31-3
		3rd - 04:22	Michael Mayer 14 yd pass from Ian Book (Jonathan Doerer kick)	4-49	2:01	38-3
10.31.20	Georgia Tech	3rd - 02:42	C'Bo Flemister 2 yd run (Jonathan Doerer kick)	4-35	1:33	45-3
		1st - 06:16	Joe Wilkins, Jr. 8 yd pass from Ian Book (Jonathan Doerer kick)	15-81	8:38	7-0
		2nd - 10:47	Kyren Williams 2 yd run (Jonathan Doerer kick)	7-75	3:48	14-7
		2nd - 01:49	Jonathan Doerer 32 yd field goal	8-35	2:10	17-7
		3rd - 10:43	Kyren Williams 4 yd run (Jonathan Doerer kick)	6-65	2:56	24-7
11.7.20	Clemson	4th - 12:59	C'Bo Flemister 3 yd run (Jonathan Doerer kick)	9-74	4:32	31-7
		1st - 14:27	Kyren Williams 65 yd run (Jonathan Doerer kick)	1-75	0:33	7-0
		1st - 05:55	Jonathan Doerer 24 yd field goal	10-49	6:24	10-0
		2nd - 13:09	Jonathan Doerer 27 yd field goal	13-66	6:02	13-7
		2nd - 05:53	Jer., Owusu-Koramoah 23 yd fumble recovery (Jonathan Doerer kick)			20-10
		2nd - 02:41	Jonathan Doerer 45 yd field goal	4- -2	2:25	23-10
		4th - 11:37	Jonathan Doerer 44 yd field goal	7-31	3:12	26-23
		4th - 00:22	Avery Davis 4 yd pass from Ian Book (Jonathan Doerer kick)	8-91	1:26	33-33
		OT - 15:00	Kyren Williams 3 yd run (Jonathan Doerer kick)	4-25	0:00	40-40
		OT - 15:00	Kyren Williams 3 yd run (Jonathan Doerer kick)	6-25	0:00	47-40
11.14.20	Boston College	1st - 09:39	Doerer, J 23 yd field goal	13-70	5:21	3-0
		1st - 00:11	Skowronek, B 10 yd pass from Book, I (Doerer, J kick)	8-77	3:39	10-10
		2nd - 10:24	Flemister, C 2 yd run (Doerer, J kick)	6-75	2:13	17-13
		2nd - 05:43	Skowronek, B 13 yd pass from Book, I (Doerer, J kick)	7-50	3:32	24-13
		2nd - 00:04	Skowronek, B 7 yd pass from Book, I (Doerer, J kick)	10-49	2:05	31-16
		3rd - 06:34	Flemister, C 1 yd run (Doerer, J kick)	4-43	1:57	38-16
		4th - 12:19	Book, I 6 yd run (Doerer, J kick)	7-70	3:10	45-23



NOTRE DAME SCORING DRIVES [CONTINUED]

Date	Opponent	Qtr	Scoring Play	Plays-Yds	Time	Score [ND-Opp.]
11.27.20	North Carolina	1st - 05:19	Williams, K 2 yd run (Doerer, J kick)	9-75	4:37	7-7
		1st - 01:05	Williams, K 4 yd pass from Book, I (Doerer, J kick)	4-82	1:50	14-14
		2nd - 00:00	Doerer, J 32 yd field goal	7-61	1:10	17-17
		3rd - 07:05	Skowronek, B 13 yd run (Doerer, J kick)	13-97	5:22	24-17
		4th - 01:20	Williams, K 1 yd run (Doerer, J kick)	8-89	4:32	31-17
12.5.20	Syracuse	1st - 09:32	Jonathan Doerer 25 yd field goal	12-73	5:28	3-0
		2nd - 03:18	Ian Book 28 yd run (Jonathan Doerer kick)	5-72	2:18	10-7
		2nd - 01:30	Javon McKinley 21 yd pass from Ian Book (Jonathan Doerer kick)	1-21	0:08	17-7
		2nd - 00:06	Javon McKinley 28 yd pass from Ian Book (Jonathan Doerer kick)	6-68	0:32	24-7
		3rd - 06:32	Ian Book 17 yd run (Jonathan Doerer kick)	8-53	3:23	31-14
		3rd - 01:07	Javon McKinley 26 yd pass from Ian Book (Jonathan Doerer kick)	3-68	1:03	38-14
		4th - 06:25	Chris Tyree 94 yd run (Jonathan Doerer kick)	2-87	0:52	45-14

OPPONENT SCORING DRIVES

Date	Opponent	Qtr	Scoring Play	Plays-Yds	Time	Score [ND-Opp.]
9.12.20	Duke	1st - 07:01	#44 C.Ham 29 yd FG	10-79	03:53	0-3
		2nd - 03:20	#44 C.Ham 30 yd FG	11-80	04:12	7-6
		3rd - 02:19	#8 C.Brice 2 yd rush (#44 C.Ham kick)	6-39	02:24	17-13
9.19.20	South Florida		NONE			
10.10.20	Florida State	1st - 12:03	Fitzgerald,Ryan 42 yd field goal	4-8	2:07	0-3
		1st - 02:51	Travis,Jordan 4 yd run (Fitzgerald,Ryan kick)	3-19	1:13	14-10
		1st - 00:38	Terry,Tamorriion 48 yd pass from Travis,Jordan (Fitzgerald,Ryan kick)	4-71	1:13	14-17
		2nd - 01:17	Fitzgerald,Ryan 26 yd field goal	13-67	4:08	28-20
		3rd - 12:25	Webb,La'Damian 7 yd run (Terry,Tamorriion pass failed)	7-75	2:35	35-26
10.17.20	Louisville	3rd - 07:37	Ford,Marshon 1 yd pass from Cunningham,Mali (Turner,Jason kick)	13-83	7:16	6-7
10.24.20	Pittsburgh	1st - 07:38	Alex Kessman 45 yd field goal	10-37	2:30	7-3
10.31.20	Georgia Tech	2nd - 14:42	Zamari Walton 93 yd fumble recovery (Jude Kelley kick)			7-7
		4th - 07:15	Jordan Mason 1 yd run (Adonicas Sanders rush failed)	8-69	2:42	31-13
11.7.20	Clemson	1st - 04:11	Powell,Cornell 53 yd pass from Uiagalelei,D.J. (Potter,B.T. kick)	4-75	1:44	10-7
		2nd - 08:32	Potter,B.T. 25 yd field goal	11-80	4:32	13-10
		2nd - 01:09	Potter,B.T. 45 yd field goal	6-47	1:32	23-13
		3rd - 12:15	Potter,B.T. 46 yd field goal	9-36	2:45	23-16
		3rd - 04:12	Allen,Davis 10 yd pass from Uiagalelei,D.J. (Potter,B.T. kick)	13-60	6:29	23-23
		4th - 09:42	Potter,B.T. 30 yd field goal	5-58	1:49	26-26
		4th - 03:33	Etienne,Travis 3 yd run (Potter,B.T. kick)	12-74	5:41	26-33
OT - 15:00	Uiagalelei,D.J. 1 yd run (Potter,B.T. kick)	2-25	0:00	33-40		
11.14.20	Boston College	1st - 05:03	Zay Flowers 4 yd pass from Phil Jurkovec (Aaron Boumerhi kick)	10-80	4:30	3-7
		1st - 03:56	Aaron Boumerhi 41 yd field goal	4- -6	0:56	3-10
		2nd - 12:41	Aaron Boumerhi 31 yd field goal	9-44	2:25	10-13
		2nd - 03:12	Aaron Boumerhi 35 yd field goal	6-57	2:31	24-16
		3rd - 00:35	David Bailey 3 yd run (Aaron Boumerhi kick)	12-80	5:59	38-23
		4th - 04:09	Hunter Long 8 yd pass from Phil Jurkovec (Travis Levy rush)	6-70	1:28	45-31
11.27.20	North Carolina	1st - 09:56	Simmons, E 6 yd pass from Howell, S (Atkins, G kick)	7-50	2:54	0-7
		1st - 02:59	Howell, S 1 yd run (Atkins, G kick)	7-75	2:20	7-14
		2nd - 01:10	Atkins, G 42 yd field goal	12-72	4:40	14-17
12.5.20	Syracuse	2nd - 09:55	Queeley, A. 18 yd pass from Culpepper, R. (Szmyt, A. kick)	10-62	4:07	3-7
		3rd - 11:20	Tucker, S. 40 yd run (Szmyt, A. kick)	5-57	2:14	24-14
		4th - 05:33	Lutz, C. 80 yd run (Szmyt, A. kick)	2-81	0:52	45-21

**NOTRE DAME****Rushing**

Had 500 or more yards:	at Boston College, 2017 (515)
Had 450 or more yards:	at Boston College, 2017 (515)
Had 400 or more yards:	at Boston College, 2017 (515)
Had 300 or more yards:	vs. Florida State, 2020 (353)
Had 70 or more rushing attempts:	vs. Michigan State, 1991 (76)
Had 60 or more rushing attempts:	vs. Navy, 2007 (63)
Had 50 or more rushing attempts:	at Pittsburgh, 2020 (50)
Had eight or more rush TDs:	vs. Pittsburgh, 1965 (9)
Had seven or more rush TDs:	at Boston College, 2017 (7)
Had six or more rush TDs:	vs. South Florida, 2020 (6)
Had five or more rush TDs:	vs. South Florida, 2020 (6)
Had four or more rush TDs:	vs. Florida State, 2020 (4)
Had two or more players with 200 rush yards in a game:	at Boston College, 2017 (Josh Adams 229, Brandon Wimbush 207)
Had three players with 100 rush yards in a game:	vs. Temple, 2017 (Josh Adams 161, DeShone Kizer 124, Brandon Wimbush 106)
Had two or more players with 100 rush yards in a game:	vs. Syracuse, 2020 (Kyren Williams 110, Chris Tyree 109)
Had a quarterback rush for 100 yards in a game:	vs. Duke, 2019 (Ian Book, 139)

Passing

Had 500 or more yards:	at USC, 1970 (526)
Had 400 or more yards:	vs. New Mexico, 2019 (434)
Had 300 or more yards:	vs. Clemson, 2020 (310)
Had 50 or more pass attempts:	vs. Virginia Tech, 2019 (53)
Had 40 or more pass attempts:	vs. Boston College, 2019 (40)
Had 30 or more pass attempts:	vs. Syracuse, 2020 (37)
Had 35 or more pass completions:	at Clemson, 2015 (35)
Had 30 or more pass completions:	at Clemson, 2015 (35)
Had 25 or more pass completions:	vs. Boston College, 2019 (26)
Had six or more passing TDs:	vs. Bowling Green, 2019 (6)
Had five or more passing TDs:	vs. Navy, 2019 (5)
Had four or more passing TDs:	at Stanford, 2019 (4)
Had three or more passing TDs:	vs. Syracuse, 2020 (3)
Had three or more passing TDs in a half:	at Boston College, 2020 (3)
Had five or more passes intercepted:	vs. USC, 1967 (7)
Had four or more passes intercepted:	at Arizona State, 2014 (4)
Had three or more passes intercepted:	vs. Ball State, 2018 (3)

Receiving

Had two players with 100 receiving yards in a game:	at Stanford, 2017 (Kevin Stepherson - 112, Equanimeous St. Brown - 111)
Had a player with over 150 receiving yards in a game:	vs. Wake Forest, 2017 (Chase Claypool - 180)
Had two players with 10 catches in a game:	vs. BYU, 2005 (Maurice Stovall - 14, Jeff Samardzija - 10)

Combination Offense

Had a 400-yard passer and 100-yard rusher in a game:	vs. Syracuse, 2016 (DeShone Kizer - 471, Josh Adams - 102)
Had a 300-yard passer and 100-yard rusher in a game:	vs. Clemson, 2020 (Ian Book - 310, Kyren Williams - 140)
Had a 400-yard passer and 100-yard receiver in a game:	vs. Syracuse, 2016 (DeShone Kizer - 471, Equanimeous St. Brown - 182)
Had a 300-yard passer and 100-yard receiver in a game:	vs. Clemson, 2020 (Ian Book - 310, Javon McKinley - 102)
Had a 400-yard passer, 100-yard rusher and 100-yard receiver in a game:	vs. Syracuse, 2016 (DeShone Kizer - 471, Josh Adams - 102, Equanimeous St. Brown - 182)
Had a 300-yard passer, 100-yard rusher and 100-yard receiver in a game:	vs. Clemson, 2020 (Ian Book - 310, Kyren Williams - 140 rushing, Javon McKinley - 102 receiving)
Had a 200-yard passer, 100-yard rusher and 100-yard receiver in a game:	vs. Syracuse, 2020 (Ian Book - 285, Kyren Williams - 110 rushing, Chris Tyree - 109 rushing, Javon McKinley - 111 receiving)
Had a 400-yard passer and 100-yard rusher in a game:	vs. Syracuse, 2016 (DeShone Kizer - 471, Josh Adams - 102)
Had a 200-yard passer and 100-yard rusher in a game:	vs. Syracuse, 2020 (Ian Book - 285, Kyren Williams - 110 rushing, Chris Tyree - 109 rushing)
Had a 100-yard receiver and 100-yard rusher in a game:	vs. Syracuse, 2020 (Kyren Williams - 110 rushing, Chris Tyree - 109 rushing, Javon McKinley - 111 receiving)

Total Offense

Had 700 or more yards total offense:	vs. Wake Forest, 2017 (710)
Had 650 or more yards total offense:	vs. Wake Forest, 2017 (710)
Had 600 or more yards total offense:	vs. Wake Forest, 2017 (710)
Had 500 or more yards total offense:	vs. Syracuse, 2020 (568)
Had 400 or more yards total offense:	vs. Syracuse, 2020 (568)
Had 100 or more plays total offense:	vs. Pittsburgh, 2012 (104)
Had 85 or more plays total offense:	vs. Boston College, 2019 (85)
Had 75 or more plays total offense:	vs. Syracuse, 2020 (77)

**Scoring**

Scored 60 or more points:	vs. New Mexico, 2019 (66)
Scored 50 or more points:	vs. South Florida, 2020 (52)
Scored 40 or more points:	vs. Syracuse, 2020 (45)
Scored 30 or more points:	vs. Syracuse, 2020 (45)
Scored a two-point conversion:	vs. LSU (Citrus Bowl), 2017
Allowed 60 or more points:	Never
Allowed 50 or more points:	at Texas, 2016 (50)
Allowed 40 or more points:	vs. Clemson, 2020 (40)
Allowed 30 or more points:	at Boston College, 2020 (31)
Was held scoreless:	at Boston College, 2008 (17-0)
Was held scoreless at home:	USC, 2007 (38-0)
Was held scoreless on the road:	at Boston College, 2008 (17-0)
Was held without offensive touchdown:	vs. Clemson, 2019 Cotton Bowl (30-3)
Was held without offensive touchdown on the road:	at NC State, 2016 (10-3)
Was held without offensive touchdown at home:	vs. USC, 2007 (38-0)
Held opponent scoreless:	vs. South Florida, 2020 (52-0)
Held opponent scoreless at home:	vs. South Florida, 2020 (52-0)
Held opponent scoreless on the road:	at Purdue, 1993 (17-0)
Held opponent without offensive touchdown:	at Pittsburgh, 2020 (45-3)
Held opponent without offensive touchdown on the road/neutral:	at Pittsburgh, 2020 (45-3)
Held opponent without offensive touchdown at home:	vs. South Florida, 2020 (52-0)
Held opponent scoreless at neutral site:	vs. Maryland (Giants Stadium - East Rutherford, NJ), 2002 (22-0)
Held two or more opponents scoreless in a season:	2002 vs. Maryland (22-0) vs. Rutgers (42-0)
Held three or more opponents scoreless in a season:	1976 vs. Purdue (23-0) at Northwestern (49-0), vs. Oregon (41-0)
Held four or more opponents scoreless in a season:	1966 vs. Army (35-0) vs. North Carolina (32-0), at Oklahoma (38-0), vs. Pittsburgh (40-0) vs. Duke (64-0), at USC (51-0)
Held five or more opponents scoreless in a season:	1966 vs. Army (35-0) vs. North Carolina (32-0), at Oklahoma (38-0), vs. Pittsburgh (40-0) vs. Duke (64-0), at USC (51-0)
Held six or more opponents scoreless in a season:	1966 vs. Army (35-0) vs. North Carolina (32-0), at Oklahoma (38-0), vs. Pittsburgh (40-0) vs. Duke (64-0), at USC (51-0)
Had multiple players with multiple TDs in a game:	vs. Syracuse, 2020 (Javon McKinley - 3, Ian Book - 2)

Turnovers

Did not commit a turnover:	at North Carolina, 2020
Committed six or more turnovers:	vs. Navy, 1984 (6)
Committed five or more turnovers:	vs. Boston College, 2015 (5)
Lost four or more fumbles:	vs. Michigan State, 1999 (4)
Lost three or more fumbles:	at Boston College, 2020 (3)
Recorded six or more takeaways:	vs. Michigan, 2012 (6)
Recorded five or more takeaways:	vs. Virginia, 2019 (5)
Returned two or more interceptions for TDs:	vs. Stanford, 2002 (2) (Shane Walton - 18 yards, Courtney Watson - 34 yards)
Returned an interception for a TD:	vs. New Mexico (2019) (Kyle Hamilton - 54 yards)
Returned a fumble for a TD:	vs. Clemson, 2020 (1) (Jeremiah Owusu-Koramoah - 23 yards)

Defense

Held opponent to 50 or fewer rushing yards:	vs. Clemson, 2020 (34)
Held opponent to 100 or fewer passing yards:	vs. Boston College, 2019 (63)
Held opponent to 200 or fewer passing yards:	vs. Syracuse, 2020 (185)
Held opponent to 300 or fewer yards total offense:	at North Carolina, 2020 (298)
Held opponent to 200 or fewer yards total offense:	at Pittsburgh, 2020 (162)
Intercepted five or more passes:	vs. Michigan, 2012 (5)
Intercepted four or more passes:	vs. Rutgers (Pinstripe Bowl), 2013 (4)
Intercepted three or more passes:	at Pittsburgh, 2020 (3)
Forced five or more fumbles:	at Louisville, 2019 (5)
Forced four or more fumbles:	vs. Syracuse, 2020 (4)
Forced three or more fumbles:	vs. Navy, 2019 (4)
Scored a safety:	at North Carolina, 2017
Recorded nine or more sacks:	vs. Rutgers, 1996 (9)
Recorded eight or more sacks:	vs. Virginia, 2019 (8)
Recorded seven or more sacks:	vs. Virginia, 2019 (8)
Recorded six or more sacks:	at North Carolina, 2020 (6)
Recorded five or more sacks:	at North Carolina, 2020 (6)
Held opponent to 10 or fewer first downs:	at Duke, 2019 (10)

Special Teams

Returned a punt for a TD:	vs. Massachusetts, 2015 (C.J. Sanders, 50 yards)
Returned a blocked punt for a TD:	at Pittsburgh, 2020 (Isaiah Foskey, 0 yards)
Returned a kickoff for a TD:	vs. Syracuse, 2016 (C.J. Sanders, 93 yards)
Returned a blocked FG for a TD:	at Air Force, 2006 (Terrail Lambert, 76 yards)
Blocked a punt:	at Pittsburgh, 2020 (Isaiah Foskey)
Punted 10 or more times:	at Michigan, 2019 (10)
Did not punt:	at Boston College, 2020
Blocked a field goal:	vs. Bowling Green, 2019 (Julian Okwara)
Had a field goal blocked:	at Texas, 2016
Blocked a PAT kick:	vs. Florida State, 2018 (Jerry Tillery)
Scored on a blocked PAT attempt:	vs. Florida State, 2018 (Julian Love)
Missed a kicking PAT:	vs. Syracuse, 2018
Had a kicking PAT blocked:	vs. Florida State, 2018
Opponent scored on a blocked PAT attempt:	vs. Northwestern, 2014
Had a punt blocked:	at Northwestern, 2018

Miscellaneous

Had 30 or more first downs:	vs. Wake Forest, 2017 (30)
Had 25 or more first downs:	vs. Syracuse, 2020 (26)
Had 20 or more first downs:	vs. Syracuse, 2020 (26)
Was not penalized:	at LSU, 1997
Had 10 or more penalties:	at Stanford, 2019 (11)
Had 120 or more yards in penalties:	at Rutgers, 2000 (120)
Had 40 minutes or more of possession time:	at Pittsburgh, 2020 (40:59)
Had 35 minutes or more of possession time:	at North Carolina, 2020 (35:04)
Was involved in a tie game:	at USC, 1994 (17-17)
Was involved in an overtime game:	vs. Clemson, 2020 (47-40)
Was involved in a double overtime game:	vs. Clemson, 2020 (47-40)
Was involved in a triple overtime game:	vs. Pittsburgh, 2012 (29-26)
Was involved in a quadruple overtime game:	vs. Pittsburgh, 2008 (33-36)



A NOTRE DAME PLAYER

Rushing

Table with 2 columns: Rushing achievement and Player/Game/Year. Includes records like 'Rushed for 250 or more yards: Julius Jones at Pittsburgh, 2003 (262)'.

Passing

Table with 2 columns: Passing achievement and Player/Game/Year. Includes records like 'Passed for 500 or more yards: Joe Theismann at USC, 1970 (526)'.

Receiving

Table with 2 columns: Receiving achievement and Player/Game/Year. Includes records like 'Caught 15 or more passes: Never'.

Total Offense

Table with 2 columns: Total offense achievement and Player/Game/Year. Includes records like 'Had 500 or more yards total offense: Joe Theismann at USC, 1970 (512)'.

Scoring

Table with 2 columns: Scoring achievement and Player/Game/Year. Includes records like 'Accounted for six or more touchdowns: Ian Book vs. New Mexico, 2019 (1 rushing, 5 passing)'.

Defense

Table with 2 columns: Defense achievement and Player/Game/Year. Includes records like 'Intercepted three or more passes: Harrison Smith vs. Miami (Fla.), 2010 (3)'.

Special Teams

Table with 2 columns: Special teams achievement and Player/Game/Year. Includes records like 'Scored 17 or more points kicking: Jonathan Doerer vs. Clemson, 2020 (17)'.

AN OPPOSING TEAM

Rushing

Table with 2 columns: Rushing achievement by opposing team and Player/Game/Year. Includes records like 'Had 400 or more yards: Pittsburgh, 1975 (411)'.

Passing

Table with 2 columns: Passing achievement by opposing team and Player/Game/Year. Includes records like 'Had 400 or more yards: Clemson, 2020 (439)'.

**Receiving**

Had two players with 100 receiving yards in a game: Clemson, 2020
(Cornell Powell - 161, Amari Rodgers - 134)

Total Offense

Had 600 or more yards total offense: Ohio State, 2006 Fiesta Bowl (617)
Had 500 or more yards total offense: Wake Forest, 2017 (587)
Had 400 or more yards total offense: Syracuse, 2020 (414)
Had 90 or more plays: Wake Forest, 2018 (92)
Had 80 or more plays: Virginia Tech, 2018 (85)
Had 75 or more plays: Clemson, 2020 (77)

Scoring

Scored 60 or more points: Never
Scored 50 or more points: Texas, 2016 (50)
Scored 40 or more points: Clemson, 2020 (40)
Scored 30 or more points: Boston College, 2020 (31)
Scored a two-point conversion: Boston College, 2020

Turnovers

Did not commit a turnover: North Carolina, 2020
Had three or more fumbles lost: Syracuse, 2020 (3)
Intercepted five or more passes: USC, 1967 (7)
Intercepted four or more passes: Arizona State, 2014 (4)
Intercepted three or more passes: Ball State, 2018 (3)
Returned an interception for a TD: at Miami, Fla., 2017
(Trajan Bandy - 65 yards)
Returned a fumble for a TD: at Georgia Tech, 2020
(Zamari Walton - 93 yards)

Defense

Held ND to 10 or fewer first downs: at NC State, 2016 (10)
Scored a safety: vs. Stanford, 2016
Held ND to 50 or fewer rushing yards: at Michigan, 2019 (47)
Held ND to 200 or fewer passing yards: at Georgia Tech, 2020 (199)
Held ND to 100 or fewer passing yards: at Boston College, 2017 (96)
Held ND to 300 or fewer yards total offense: Michigan, 2019 (180)
Held ND to 200 or fewer yards total offense: at Michigan, 2019 (180)

Special Teams

Returned a punt for a TD: at USC, 2016 (Adore Jackson - 55 yards)
Returned a blocked punt for a TD: NC State, 2017
(Germaine Pratt - 0 yards)
Returned a kickoff for a TD: Pittsburgh, 2018 (Maurice French - 99 yards)
Returned a punt for TD and kickoff for TD in same game: at USC, 2016
(Adore Jackson - 55 yd PR; 97 yd KO)
Punted 10 or more times: Boston College, 2010 (11)
Did not punt: Miami (Fla.), 1985
Missed a kicking PAT: Massachusetts, 2015

Miscellaneous

Had 30 or more first downs: Wake Forest, 2017 (34)
Had 20 or more first downs: Boston College, 2020 (22)
Had 10 or more penalties: Pittsburgh, 2020 (12)
Had 100 or more yards in penalties: Georgia, 2017 (127)
Had 35 minutes or more of possession time: Navy, 2019 (36:00)
Had one 100-yard receiver and one 100-yard rusher: Wake Forest, 2017
(Matt Colburn, 120 rushing; Anthony Bachman, 116 receiving)

AN OPPOSING PLAYER**Rushing**

Rushed for 300 or more yards: Tony Dorsett, Pittsburgh, 1975 (303)
Rushed for 200 or more yards: Alexander Teich, Navy, 2010 (210)
Rushed for 150 or more yards: Tyler Gaffney, Stanford, 2013 (189)
Rushed for 100 or more yards: Cooper Lutz (114) and Sean Tucker (101), Syracuse, 2020
Rushed 40 or more times: Craig Heyward, Pittsburgh, 1987 (42)
Rushed 30 or more times: Tyler Gaffney, Stanford, 2013 (33)
Rushed 25 or more times: Malcolm Perry, Navy, 2019 (25)
Rushed for five or more TDs: Walter Reyes, Syracuse, 2003 (5)
Rushed for four or more TDs: Ezekiel Elliott, Ohio State (Fiesta Bowl), 2015 (4)
Rushed for three or more TDs: Tyrone Swoopes, Texas, 2016 (3)
Rushed for two or more TDs: Zach Charbonnet, at Michigan, 2019 (2)
Had a run of 80 or more yards: Cooper Lutz, Syracuse, 2020 (80)
Had a run of 70 or more yards: Cooper Lutz, Syracuse, 2020 (80)
Had a run of 60 or more yards: Cooper Lutz, Syracuse, 2020 (80)
Had a run of 50 or more yards: Cooper Lutz, Syracuse, 2020 (80)

Passing

Passed for 500 or more yards: Never
Passed for 400 or more yards: D.J. Uiagalelei, Clemson, 2020 (439)
Passed for 300 or more yards: D.J. Uiagalelei, Clemson, 2020 (439)
Attempted 60 or more passes: Andy Kelly, Tennessee, 1990 (60)
Attempted 50 or more passes: JT Daniels, USC, 2018 (51)
Attempted 40 or more passes: Phil Jurkovec, Boston College, 2020 (40)
Completed 30 or more passes: Bryce Perkins, Virginia, 2019 (30)
Completed 20 or more passes: D.J. Uiagalelei, Clemson, 2020 (29)
Threw six or more TDs: Cody Kessler, USC, 2014 (6)
Threw five or more TDs: Cody Kessler, USC, 2014 (6)
Threw four or more TDs: KJ Costello, Stanford, 2017 (4)
Threw three or more TDs: KJ Costello, Stanford, 2017 (4)
Completed a pass of 90 or more yards: Kyle Orton, Purdue, 2004 (97)
Completed a pass of 80 or more yards: Cody Kessler, USC, 2015 (83)
Completed a pass of 70 or more yards: Eric Dungey, Syracuse, 2016 (72)
Completed a pass of 60 or more yards: Eric Dungey, Syracuse, 2016 (72)
Completed a pass of 50 or more yards: Sam Howell, North Carolina, 2020 (51)

Receiving

Caught 15 or more passes: Jalen Saunders, Oklahoma, 2012 (15)
Caught 10 or more passes: Michael Wilson, Stanford, 2019 (10)
Caught seven or more passes: Taj Harris, Syracuse, 2020 (8)
Had 200 or more yards receiving: Selwyn Lymon, Purdue, 2006 (238)
Had 150 or more yards receiving: Cornell Powell, Clemson, 2020 (161)
Had 100 or more yards receiving: Jaelen Gill, Boston College, 2020 (105)
Caught three or more TD passes: Jeremy Gallon, Michigan, 2013 (3)
Caught two or more TD passes: James Gardner, Miami (Ohio), 2017 (2)

Scoring

Accounted for six or more touchdowns: Cody Kessler, USC, 2014 (6 passing, 0 rushing)
Accounted for five or more touchdowns: Eric Dungey, Syracuse, 2016 (2 passing, 3 rushing)
Accounted for four or more touchdowns: KJ Costello, Stanford, 2017 (4 passing, 0 rushing)
Accounted for three or more touchdowns: D.J. Uiagalelei, Clemson, 2020 (2 passing, 1 rushing)

Defense

Intercepted three or more passes: Rod Johnson, North Carolina State, 2003 (3)
Intercepted two or more passes: Justin Simmons, Boston College, 2015 (2)
Recorded three or more sacks: Bradley Chubb, NC State, 2016 (3.0)
Recorded two or more sacks: Geoff Cantin-Arku, Syracuse, 2020 (2.0)

Special Teams

Kicked four or more field goals: B.T. Potter, Clemson, 2020 (4)
Kicked a field goal 50 or more yards: Matt Payne, BYU, 2004 (53)
Kicked a punt of 65 or more yards: Jake Bailey, Stanford, 2017 (65)
Totalled 100 or more kick return yards: Damond Philyaw-Johnson, Duke, 2019 (122)



Team Statistics	ND	OPP
SCORING	377	171
Points Per Game	37.7	17.1
Points Off Turnovers	73	27
FIRST DOWNS	249	162
Rushing	119	55
Passing	106	90
Penalty	24	17
RUSHING YARDAGE	2350	997
Yards gained rushing	2538	1303
Yards lost rushing	188	306
Rushing Attempts	437	302
Average Per Rush	5.4	3.3
Average Per Game	235.0	99.7
TDs Rushing	30	10
PASSING YARDAGE	2394	2148
Comp-Att-Int	183-292-2	175-319-6
Average Per Pass	8.2	6.7
Average Per Catch	13.1	12.3
Average Per Game	239.4	214.8
TDs Passing	15	8
TOTAL OFFENSE	4744	3145
Total Plays	729	621
Average Per Play	6.5	5.1
Average Per Game	474.4	314.5
KICK RETURNS: #-Yards	20-447	32-566
PUNT RETURNS: #-Yards	13-128	10-22
INT RETURNS: #-Yards	6-54	2-11
KICK RETURN AVERAGE	22.4	17.7
PUNT RETURN AVERAGE	9.8	2.2
INT RETURN AVERAGE	9.0	5.5
FUMBLES-LOST	12-8	16-10
PENALTIES-Yards	48-406	66-600
Average Per Game	40.6	60.0
PUNTS-Yards	33-1361	54-2175
Average Per Punt	41.2	40.3
Net punt average	40.0	37.5
KICKOFFS-Yards	68-3834	39-2442
Average Per Kick	56.4	62.6
Net kick average	41.8	39.6
TIME OF POSSESSION/Game	34:09	25:51
3RD-DOWN Conversions	71/137	34/129
3rd-Down Pct	52%	26%
4TH-DOWN Conversions	8/12	7/17
4th-Down Pct	67%	41%
SACKS BY-Yards	28-158	17-83
MISC YARDS	0	37
TOUCHDOWNS SCORED	48	19
FIELD GOALS-ATTEMPTS	14-20	13-15
ON-SIDE KICKS	0-0	1-1
RED-ZONE SCORES	(44-55) 80%	(22-26) 85%
RED-ZONE TOUCHDOWNS	(33-55) 60%	(14-26) 54%
PAT-ATTEMPTS	(47-47) 100%	(16-16) 100%
ATTENDANCE	58615	19986
Games/Avg Per Game	6/9769	4/4996
Neutral Site Games		0/0

Score by Quarters	1st	2nd	3rd	4th	OT	Total
Notre Dame	85	141	82	55	14	377
Opponents	54	35	44	31	7	171



Rushing	gp-gs	att	gain	loss	net	avg	td	lg	avg/g
Kyren Williams	10-10	180	1041	30	1011	5.6	12	65	101.1
Ian Book	10-10	91	550	85	465	5.1	8	33	46.5
Chris Tyree	10-0	67	488	29	459	6.9	3	94	45.9
C'Bo Flemister	7-0	56	307	4	303	5.4	5	31	43.3
Avery Davis	10-3	2	39	0	39	19.5	0	29	3.9
Jay Bramblett	10-0	2	21	0	21	10.5	0	14	2.1
Smith, J	1-0	5	15	0	15	3.0	0	7	15.0
Javon McKinley	10-10	1	15	0	15	15.0	0	15	1.5
Ben Skowronek	8-8	1	13	0	13	13.0	1	13	1.6
Braden Lenzy	6-1	3	8	0	8	2.7	0	3	1.3
Jafar Armstrong	10-0	17	30	22	8	0.5	1	9	0.8
Drew Pyne	3-0	1	4	0	4	4.0	0	4	1.3
Tommy Tremble	10-9	1	4	0	4	4.0	0	4	0.4
Cameron Ekanaya	1-0	3	3	2	1	0.3	0	2	1.0
Brendon Clark	1-0	1	0	4	-4	-4.0	0	0	-4.0
,TEAM	6-0	6	0	12	-12	-2.0	0	0	-2.0
Total	10	437	2538	188	2350	5.4	30	94	235.0
Opponents	10	302	1303	306	997	3.3	10	80	99.7

Passing	gp-gs	effic	comp	att	in	pct	yds	td	lg	avg/g
Ian Book	10-10	149.16	181	286	2	63.3	2382	15	75	238.2
Brendon Clark	1-0	52.93	1	3	0	33.3	7	0	7	7.0
Drew Pyne	3-0	71.00	1	2	0	50.0	5	0	5	1.7
,TEAM	6-0	0.00	0	1	0	0.0	0	0	0	0.0
Total	10	147.12	183	292	2	62.7	2394	15	75	239.4
Opponents	10	115.93	175	319	6	54.9	2148	8	55	214.8

Receiving	gp-gs	no.	yds	avg	td	lg	avg/g
Javon McKinley	10-10	37	660	17.8	3	53	66.0
Michael Mayer	10-2	30	337	11.2	2	29	33.7
Kyren Williams	10-10	24	268	11.2	1	75	26.8
Ben Skowronek	8-8	21	344	16.4	5	73	43.0
Avery Davis	10-3	21	292	13.9	2	53	29.2
Tommy Tremble	10-9	17	177	10.4	0	27	17.7
Braden Lenzy	6-1	7	63	9.0	1	22	10.5
Joe Wilkins, Jr.	10-0	7	63	9.0	1	15	6.3
Lawrence Keys III	7-0	4	31	7.8	0	16	4.4
Jafar Armstrong	10-0	3	38	12.7	0	20	3.8
Chris Tyree	10-0	3	21	7.0	0	12	2.1
Brock Wright	10-7	3	21	7.0	0	11	2.1
C'Bo Flemister	7-0	2	36	18.0	0	27	5.1
George Takacs	9-0	2	20	10.0	0	13	2.2
Kevin Austin	2-0	1	18	18.0	0	18	9.0
Kevin Bauman	3-0	1	5	5.0	0	5	1.7
Total	10	183	2394	13.1	15	75	239.4
Opponents	10	175	2148	12.3	8	55	214.8

Punt Returns	no.	yds	avg	td	lg
Matt Salerno	9	45	5.0	0	13
Lawrence Keys III	2	-3	-1.5	0	3
Osita Ekwonu	1	54	54.0	0	0
Isaiah Foskey	1	31	31.0	1	0
Jordan Botelho	0	1	0.0	1	1
Total	13	128	9.8	2	13
Opponents	10	22	2.2	0	13

Interceptions	no.	yds	avg	td	lg
Bo Bauer	1	16	16.0	0	16
Shaun Crawford	1	23	23.0	0	23
Jer., Owusu-Koram	1	0	0.0	0	0
Daelin Hayes	1	13	13.0	0	13
Jack Kiser	1	2	2.0	0	2
Nick McCloud	1	0	0.0	0	0
Total	6	54	9.0	0	23
Opponents	2	11	5.5	0	11

Kick Returns	no.	yds	avg	td	lg
Chris Tyree	19	411	21.6	0	38
Jafar Armstrong	1	36	36.0	0	36
Total	20	447	22.4	0	38
Opponents	32	566	17.7	0	32

Fumble Returns	no.	yds	avg	td	lg
Nick McCloud	1	3	3.0	0	3
Marist Liufau	1	12	12.0	0	12
Jer., Owusu-Koram	1	23	23.0	1	23
Total	3	38	12.7	1	23
Opponents	1	93	93.0	1	93



Scoring	td	fg	PAT				dx	saf	pts
			kick	rush	rcv	pass			
Jonathan Doerer	-	14-20	46-46	-	-	-	-	88	
Kyren Williams	13	-	-	-	-	-	-	78	
Ian Book	8	-	-	-	-	0-1	-	48	
Ben Skowronek	6	-	-	-	-	-	-	36	
C'Bo Flemister	5	-	-	-	-	-	-	30	
Javon McKinley	3	-	-	-	-	-	-	18	
Chris Tyree	3	-	-	-	-	-	-	18	
Michael Mayer	2	-	-	-	-	-	-	12	
Avery Davis	2	-	-	-	-	-	-	12	
Joe Wilkins, Jr.	1	-	-	-	-	-	-	6	
Braden Lenzy	1	-	-	-	-	-	-	6	
Isaiah Foskey	1	-	-	-	-	-	-	6	
Jafar Armstrong	1	-	-	-	-	-	-	6	
Jordan Botelho	1	-	-	-	-	-	-	6	
Jer., Owusu-Koram	1	-	-	-	-	-	-	6	
Dawson Goepferic	-	-	1-1	-	-	-	-	1	
Total	48	14-20	47-47	-	-	0-1	-	377	
Opponents	19	13-15	16-16	1-2	-	0-1	-	171	

Total Offense	g	plays	rush	pass	total	avg/g
Ian Book	10	377	465	2382	2847	284.7
Kyren Williams	10	180	1011	0	1011	101.1
Chris Tyree	10	67	459	0	459	45.9
C'Bo Flemister	7	56	303	0	303	43.3
Avery Davis	10	2	39	0	39	3.9
Jay Bramblett	10	2	21	0	21	2.1
Javon McKinley	10	1	15	0	15	1.5
Smith, J	1	5	15	0	15	15.0
Ben Skowronek	8	1	13	0	13	1.6
Drew Pyne	3	3	4	5	9	3.0
Braden Lenzy	6	3	8	0	8	1.3
Jafar Armstrong	10	17	8	0	8	0.8
Tommy Tremble	10	1	4	0	4	0.4
Brendon Clark	1	4	-4	7	3	3.0
Cameron Ekanaya	1	3	1	0	1	1.0
,TEAM	6	7	-12	0	-12	-2.0
Total	10	729	2350	2394	4744	474.4
Opponents	10	621	997	2148	3145	314.5

Field Goals	fg	pct.	01-19	20-29	30-39	40-49	50-99	lg	blk
Jonathan Doerer	14-20	70.0	0-0	6-6	5-7	3-5	0-2	48	0

FG Sequence	Notre Dame	Opponents
Duke	(48),(34)	(29),(30)
South Fla.	38,(22)	-
Florida St.	45	(42),(26)
Louisville	(32),(30)	52
Pitt	(21)	(45)
Georgia Tech	(32)	44
Clemson	(24),(27),(45),57,(44)	(25),(45),(46),(30)
Boston College	(23),48	(41),(31),(35)
North Carolina	(32),32	(42)
Syracuse	(25),50	-

Punting	no.	yds	avg	lg	tb	fc	i2050+	blk	
Jay Bramblett	33	1364	41.2	57	1	12	7	5	0
Total	33	1364	41.2	57	1	12	7	5	0
Opponents	54	2174	40.3	62	1	22	22	11	2

Kickoffs	no.	yds	avg	tb	ob	retn	net ydln	
Jonathan Doerer	66	3715	56.3	17	1			
Dawson Goepferic	2	116	58.0	0	0			
Total	68	3835	56.4	17	1	117.7	41.8	23
Opponents	39	2446	62.6	18	0	22.4	39.6	25

Numbers in (parentheses) indicate field goal was made.



All Purpose	g	rush	rcv	pr	kr	ir	total	avg/g
Kyren William	10	1011	268	0	0	0	1279	127.9
Chris Tyree	10	459	21	0	411	0	891	89.1
Javon McKinl	10	15	660	0	0	0	675	67.5
Ian Book	10	465	0	0	0	0	465	46.5
Ben Skowron	8	13	344	0	0	0	357	44.6
C'Bo Flemist	7	303	36	0	0	0	339	48.4
Michael Maye	10	0	337	0	0	0	337	33.7
Avery Davis	10	39	292	0	0	0	331	33.1
Tommy Trem	10	4	177	0	0	0	181	18.1
Jafar Armstro	10	8	38	0	36	0	82	8.2
Braden Lenzy	6	8	63	0	0	0	71	11.8
Joe Wilkins, J	10	0	63	0	0	0	63	6.3
Osita Ekwonu	8	0	0	54	0	0	54	6.8
Matt Salerno	9	0	0	45	0	0	45	5.0
Isaiah Foskey	10	0	0	31	0	0	31	3.1
Lawrence Ke	7	0	31	-3	0	0	28	4.0
Shaun Crawf	10	0	0	0	0	23	23	2.3
Brock Wright	10	0	21	0	0	0	21	2.1
Jay Bramblett	10	21	0	0	0	0	21	2.1
George Taka	9	0	20	0	0	0	20	2.2
Kevin Austin	2	0	18	0	0	0	18	9.0
Bo Bauer	10	0	0	0	0	16	16	1.6
Smith, J	1	15	0	0	0	0	15	15.0
Daelin Hayes	10	0	0	0	0	13	13	1.3
Kevin Bauma	3	0	5	0	0	0	5	1.7
Drew Pyne	3	4	0	0	0	0	4	1.3
Jack Kiser	9	0	0	0	0	2	2	0.2
Jordan Botelh	9	0	0	1	0	0	1	0.1
Cameron Eka	1	1	0	0	0	0	1	1.0
Brendon Clar	1	-4	0	0	0	0	-4	-4.0
,TEAM	6	-12	0	0	0	0	-12	-2.0
Total	10	2350	2394	128	447	54	5373	537.3
Opponents	10	997	2148	22	566	11	3781	378.1



#	Defensive Leaders	gp-gs	Tackles				Sacks	Pass defense			Fumbles		blkd	
			ua	a	tot	tfl/yds		no-yds	int-yds	brup	qbh	rcv-yds	ff	kick
6	Jer., Owusu-Koramo	10-10	32	17	49	9.0-35	1.5-11	1-0	3	2	2-23	3	.	.
1H	Kyle Hamilton	9-9	39	7	46	3.5-11	.	.	4	2
40	Drew White	10-10	25	21	46	8.0-22	0.5-4	.	2	2
2C	Shaun Crawford	10-10	29	11	40	4.5-25	2.0-16	1-23	4	.	1-0	.	.	.
2L	Clarence Lewis	10-4	24	3	27	1.0-3	.	.	6	.	.	1	.	.
4M	Nick McCloud	10-9	19	6	25	2.0-3	.	1-0	8	.	2-3	.	.	.
5B	Bo Bauer	10-0	15	9	24	4.5-17	1.0-7	1-16	1	3
2T	TaRiq Bracy	8-6	22	2	24	2.0-7	.	.	3
91	Adetokunbo Ogundeji	10-10	14	6	20	5.5-23	5.5-23	.	.	6	1-0	1	.	.
2K	Jack Kiser	9-1	16	4	20	3.0-5	.	1-2	.	1
7F	Isaiah Foskey	10-0	10	7	17	5.0-34	4.5-33	.	1	4	.	.	1	.
9	Daelin Hayes	10-10	12	5	17	6.0-32	3.0-19	1-13	1	3	1-0	2	.	.
95	M. Tagovailoa-Amosa	9-8	11	5	16	5.5-19	2.5-10	.	.	2	2-0	1	.	.
1A	Justin Ademilola	10-0	9	6	15	2.5-5	1.0-2
41	Kurt Hinish	10-10	12	3	15	7.0-20	2.0-6	.	.	1
33	Shayne Simon	9-8	9	4	13	1.0-1	.	.	3	1
3G	Houston Griffith	10-2	12	.	12	1.0-4
31	Jack Lamb	10-0	10	2	12	2
35	Marist Liufau	8-1	3	7	10	0.5-1	0.5-1	.	.	1	1-12	.	.	.
29	Ovie Oghoufo	9-0	6	3	9	1.5-9	1.5-9	.	2	1
5C	Howard Cross III	10-0	7	2	9	1
1P	Isaiah Pryor	10-0	8	.	8	1.0-7	1.0-7	.	.	1	.	1	.	.
1B	DJ Brown	10-0	7	.	7	.	.	.	2	1
1M	Paul Moala	3-0	5	2	7
2B	JD Bertrand	9-0	5	2	7
99	Rylie Mills	7-0	2	4	6	2.0-8	0.5-4
57	Jayson Ademilola	6-2	1	3	4	4
1J	Jordan Botelho	9-0	2	2	4
54	Jacob Lacey	9-0	1	3	4	1.0-2	.	.	1
1	KJ Wallace	4-0	2	1	3	1.0-4
5	Cam Hart	7-0	2	1	3	.	.	.	2
3E	Osita Ekwonu	8-0	2	1	3	1	.
11	Ben Skowronek	8-8	2	.	2
9E	Ehrensberger,Al	1-0	2	.	2	2.0-7	1.0-6
TM	,TEAM	6-0	2	.	2	1.0-3
65	Michael Vinson	10-0	.	1	1
19	Jay Bramblett	10-0	1	.	1
20	C'Bo Flemister	7-0	.	1	1
4	Kevin Austin	2-0	1	.	1
Total		10	381	151	532	81-307	28-158	6-54	43	38	10-38	9	2	.
Opponents		10	476	184	660	52-179	17-83	2-11	22	29	8-93	8	.	.



TEAM STATISTICS

Date	Opponent	Rushing				Receiving				Passing				Kick Returns				Punt Returns				tot off
		no.	yds	td	lg	no.	yds	td	lg	cmp-att-int	yds	td	lg	no.	yds	td	lg	no.	yds	td	lg	
Sep 12	DUKE	42	178	2	26	19	263	1	75	19-31-1	263	1	75	4	90	0	38	1	3	0	3	441
Sep 19	SOUTH FLA.	45	281	6	31	13	149	0	27	13-21-0	149	0	27	1	14	0	14	2	62	1	7	430
Oct 10	FLORIDA ST.	42	353	4	65	16	201	2	38	16-25-0	201	2	38	3	90	0	36	1	-6	0	0	554
Oct 17	LOUISVILLE	49	232	1	24	11	106	0	18	11-19-0	106	0	18	1	22	0	22	0	0	0	0	338
10/24/20	at Pitt	50	115	2	18	17	319	3	73	17-33-0	319	3	73	1	17	0	17	3	32	1	1	434
Oct 31	at Georgia Tech	44	227	3	21	18	199	1	34	18-26-0	199	1	34	2	39	0	20	0	0	0	0	426
Nov 07	CLEMSON	40	208	3	65	22	310	1	53	22-39-0	310	1	53	0	0	0	0	1	5	0	5	518
Nov 14	at Boston College	49	274	3	29	20	283	3	48	20-28-0	283	3	48	4	84	0	22	2	12	0	12	557
Nov 27	at North Carolina	36	199	3	47	23	279	1	53	23-33-0	279	1	53	1	18	0	18	1	8	0	8	478
Dec 05	SYRACUSE	40	283	3	94	24	285	3	29	24-37-1	285	3	29	3	73	0	33	2	12	0	13	568
Notre Dame		437	2350	30	94	183	2394	15	75	183-292-2	2394	15	75	20	447	0	38	13	128	2	13	4744
		302	997	10	80	175	2148	8	55	175-319-6	2148	8	55	32	566	0	32	10	22	0	13	3145

Games: 10 • Avg/rush: 5.4 • Avg/catch: 13.1 • Pass effic: 147.12 • KR avg: 22.4 • PR avg: 9.8 • All purpose avg/game: 537.3 • Total offense avg/gm: 474.4

Date	Opponent	Tackles				Sacks no-yds	Fumble		Pass Defense			blkd kick	PAT Attempts			off		
		ua	a	total	tfl-yds		ff	fr-yds	int-yds	qbh	brup		kick	rush	rcv	saf	t/o	pts
Sep 12	DUKE	38	26	64	7.0-33	3.0-21	1	2-0	0-0	9	6	0	3-3	0	0	0	7	27
Sep 19	SOUTH FLA.	44	10	54	11.0-36	2.0-15	0	0-0	0-0	8	6	1	7-7	0	0	0	0	52
Oct 10	FLORIDA ST.	53	6	59	9.0-43	4.0-22	0	0-0	1-23	6	6	0	6-6	0	0	0	0	42
Oct 17	LOUISVILLE	35	8	43	8.0-21	0.0-0	0	0-0	0-0	0	2	0	0-0	0	0	0	0	12
10/24/2	at Pitt	24	16	40	6.0-27	3.0-19	1	0-0	3-16	6	2	1	6-6	0	0	0	21	45
Oct 31	at Georgia Tech	35	19	54	9.0-48	5.0-34	2	1-0	0-0	2	2	0	4-4	0	0	0	7	31
Nov 07	CLEMSON	52	12	64	10.0-30	2.0-14	1	3-26	0-0	4	4	0	5-5	0	0	0	10	47
Nov 14	at Boston College	24	20	44	7.0-25	2.0-9	0	1-0	1-2	1	6	0	6-6	0	0	0	14	45
Nov 27	at North Carolina	30	26	56	8.0-26	6.0-21	0	0-0	0-0	1	4	0	4-4	0	0	0	0	31
Dec 05	SYRACUSE	46	8	54	6.0-18	1.0-3	4	3-12	1-13	1	5	0	6-6	0	0	0	14	45
Notre Dame		381	151	532	81.0-307	28.0-158	9	10-38	6-54	38	43	2	47-47	0	0	0	73	377
		476	184	660	52.0-179	17.0-83	8	8-93	2-11	29	22	0	16-16	1	0	0	27	171

Date	Opponent	Punting							Field Goals			Kickoffs						
		no.	yds	avg	long	blkd	tb	fc	50+	i20	md-att	long	blkd	no.	yds	avg	tb	ob
Sep 12	DUKE	6	263	43.8	53	0	0	1	2	3	2-2	48	0	5	322	64.4	3	0
Sep 19	SOUTH FLA.	2	74	37.0	40	0	0	1	0	1	1-2	22	0	9	535	59.4	1	0
Oct 10	FLORIDA ST.	3	119	39.7	44	0	0	2	0	0	0-1	0	0	7	445	63.6	3	0
Oct 17	LOUISVILLE	2	83	41.5	42	0	0	2	0	0	2-2	32	0	4	254	63.5	1	0
10/24/2	at Pitt	5	212	42.4	49	0	1	1	0	0	1-1	21	0	8	415	51.9	0	0
Oct 31	at Georgia Tech	3	119	39.7	45	0	0	0	0	0	1-1	32	0	6	313	52.2	2	0
Nov 07	CLEMSON	3	123	41.0	54	0	0	2	1	0	4-5	45	0	8	480	60.0	1	1
Nov 14	at Boston College	0	0	0.0	0	0	0	0	0	0	1-2	23	0	8	400	50.0	0	0
Nov 27	at North Carolina	5	215	43.0	57	0	0	1	2	2	1-2	32	0	5	250	50.0	2	0
Dec 05	SYRACUSE	4	153	38.2	42	0	0	2	0	1	1-2	25	0	8	420	52.5	4	0
Notre Dame		33	1361	41.2	57	0	1	12	5	7	14-20	48	0	68	3834	56.4	17	1
		54	2175	40.3	62	2	1	22	11	22	13-15	46	0	39	2442	62.6	18	0



OPPONENT STATISTICS

Date	Opponent	Rushing				Receiving				Passing				Kick Returns				Punt Returns				tot off
		no.	yds	td	lg	no.	yds	td	lg	cmp-att-int	yds	td	lg	no.	yds	td	lg	no.	yds	td	lg	
Sep 12	DUKE	30	75	1	23	20	259	0	55	20-37-0	259	0	55	2	41	0	25	4	27	0	13	334
Sep 19	SOUTH FLA.	33	106	0	42	12	125	0	36	12-29-0	125	0	36	8	129	0	26	0	0	0	0	231
Oct 10	FLORIDA ST.	40	153	2	33	17	252	1	48	17-31-1	252	1	48	4	66	0	22	0	0	0	0	405
Oct 17	LOUISVILLE	23	96	0	28	17	137	1	29	17-22-0	137	1	29	3	68	0	28	0	0	0	0	233
10/24/20	at Pitt	20	44	0	19	12	118	0	33	12-33-3	118	0	33	4	81	0	32	2	-8	0	0	162
Oct 31	at Georgia Tech	33	88	1	14	15	150	0	39	15-26-0	150	0	39	1	10	0	10	3	3	0	4	238
Nov 07	CLEMSON	33	34	2	13	29	439	2	53	29-44-0	439	2	53	5	81	0	24	0	0	0	0	473
Nov 14	at Boston College	25	85	1	22	18	272	2	40	18-40-1	272	2	40	5	90	0	25	0	0	0	0	357
Nov 27	at North Carolina	30	87	1	26	17	211	1	51	17-27-0	211	1	51	0	0	0	0	1	0	0	0	298
Dec 05	SYRACUSE	35	229	2	80	18	185	1	37	18-30-1	185	1	37	0	0	0	0	0	0	0	0	414
Opponents		302	997	10	80	175	2148	8	55	175-319-6	2148	8	55	32	566	0	32	10	22	0	13	3145
		437	2350	30	94	183	2394	15	75	183-292-2	2394	15	75	20	447	0	38	13	128	2	13	4744

Games: 10 • Avg/rush: 3.3 • Avg/catch: 12.3 • Pass effic: 115.93 • KR avg: 17.7 • PR avg: 2.2 • All purpose avg/game: 378.1 • Total offense avg/gm: 314.5

Date	Opponent	Tackles				Sacks		Fumble		Pass Defense			blkd	PAT Attempts			off			
		ua	a	total	tfl-yds	no-yds	ff	fr-yds	int-yds	qbh	brup	kick	kick	rush	rcv	saf	t/o	pts		
Sep 12	DUKE	48	18	66	5.0-18	3.0-14	0	0-0	1-0	2	0	0	0	1-1	0	0	0	0	0	13
Sep 19	SOUTH FLA.	45	18	63	3.0-11	0.0-0	2	0-0	0-0	1	2	0	0	0-0	0	0	0	0	0	0
Oct 10	FLORIDA ST.	45	14	59	1.0-1	0.0-0	1	2-0	0-0	3	1	0	2-2	0	0	0	0	10	26	
Oct 17	LOUISVILLE	49	16	65	6.0-24	4.0-21	0	0-0	0-0	0	4	0	1-1	0	0	0	0	0	7	
10/24/2	at Pitt	50	28	78	12.0-37	2.0-5	1	0-0	0-0	11	3	0	0-0	0	0	0	0	0	3	
Oct 31	at Georgia Tech	40	30	70	7.0-23	2.0-10	1	1-93	0-0	1	0	0	1-1	0	0	0	7	13		
Nov 07	CLEMSON	51	8	59	8.0-24	2.0-8	1	1-0	0-0	4	4	0	4-4	0	0	0	0	0	40	
Nov 14	at Boston College	45	34	79	1.0-1	0.0-0	2	3-0	0-0	1	2	0	2-2	1	0	0	3	31		
Nov 27	at North Carolina	42	14	56	2.0-15	2.0-15	0	0-0	0-0	6	2	0	2-2	0	0	0	0	17		
Dec 05	SYRACUSE	61	4	65	7.0-25	2.0-10	0	1-0	1-11	0	4	0	3-3	0	0	0	7	21		
Opponents		476	184	660	52.0-179	17.0-83	8	8-93	2-11	29	22	0	16-16	1	0	0	27	171		
		381	151	532	81.0-307	28.0-158	9	10-38	6-54	38	43	2	47-47	0	0	0	73	377		

Date	Opponent	Punting							Field Goals			Kickoffs						
		no.	yds	avg	long	blkd	tb	fc	50+	i20	md-att	long	blkd	no.	yds	avg	tb	ob
Sep 12	DUKE	6	274	45.7	60	0	0	3	2	4	2-2	30	0	4	258	64.5	0	0
Sep 19	SOUTH FLA.	6	144	24.0	53	1	0	0	1	0	0-0	0	0	1	49	49.0	0	0
Oct 10	FLORIDA ST.	6	264	44.0	51	0	0	3	1	2	2-2	42	0	6	382	63.7	3	0
Oct 17	LOUISVILLE	5	202	40.4	51	0	0	2	1	3	0-1	0	0	2	118	59.0	1	0
10/24/2	at Pitt	8	267	33.4	43	1	0	4	0	4	1-1	45	0	2	129	64.5	1	0
Oct 31	at Georgia Tech	4	165	41.2	58	0	1	3	1	0	0-1	0	0	2	125	62.5	0	0
Nov 07	CLEMSON	3	125	41.7	45	0	0	2	0	1	4-4	46	0	8	520	65.0	8	0
Nov 14	at Boston College	2	82	41.0	41	0	0	0	0	0	3-3	41	0	6	347	57.8	1	0
Nov 27	at North Carolina	7	354	50.6	62	0	0	1	3	5	1-1	42	0	4	260	65.0	3	0
Dec 05	SYRACUSE	7	298	42.6	50	0	0	4	2	3	0-0	0	0	4	254	63.5	1	0
Opponents		54	2175	40.3	62	2	1	22	11	22	13-15	46	0	39	2442	62.6	18	0
		33	1361	41.2	57	0	1	12	5	7	14-20	48	0	68	3834	56.4	17	1



Notre Dame Inside Opponent Red-Zone

Date	Opponent	Score	Times In RZ	Times Scored	Total Pts	Rush TDs	Pass TDs	FGs Made	Failed to score inside RZ						
									FGA	Down	Int	Fumb	Half	Game	
Sep 12, 2020	DUKE	W 27-13	4	3	17	2	1	1	0	0	1	0	0	0	0
Sep 19, 2020	SOUTH FLA.	W 52-0	7	6	38	5	5	0	1	0	0	0	0	0	0
Oct 10, 2020	FLORIDA ST.	W 42-26	5	4	28	4	2	2	0	1	0	0	0	0	0
Oct 17, 2020	LOUISVILLE	W 12-7	5	3	12	1	1	0	2	0	1	0	0	1	0
10/24/20	at Pitt	W 45-3	5	4	24	3	2	1	1	0	0	0	0	1	0
Oct 31, 2020	at Georgia Tech	W 31-13	7	5	31	4	3	1	1	0	0	0	1	1	0
Nov 07, 2020	CLEMSON	W 47-40	6	5	27	3	2	1	2	0	0	0	1	0	0
Nov 14, 2020	at Boston College	W 45-31	8	7	45	6	3	3	1	0	0	0	0	1	0
Nov 27, 2020	at North Carolina	W 31-17	6	5	31	4	3	1	1	1	0	0	0	0	0
Dec 05, 2020	SYRACUSE	W 45-21	2	2	10	1	1	0	1	0	0	0	0	0	0
Totals			55	44	263	33	23	10	11	2	2	1	2	4	0
44 of 55 (80.0%)															

Opponents Inside Notre Dame Red-Zone

Date	Opponent	Score	Times In RZ	Times Scored	Total Pts	Rush TDs	Pass TDs	FGs Made	Failed to score inside RZ						
									FGA	Down	Int	Fumb	Half	Game	
Sep 12, 2020	DUKE	W 27-13	3	3	13	1	1	0	2	0	0	0	0	0	0
Sep 19, 2020	SOUTH FLA.	W 52-0	1	0	0	0	0	0	0	0	1	0	0	0	0
Oct 10, 2020	FLORIDA ST.	W 42-26	4	3	16	2	2	0	1	0	0	1	0	0	0
Oct 17, 2020	LOUISVILLE	W 12-7	1	1	7	1	0	1	0	0	0	0	0	0	0
10/24/20	at Pitt	W 45-3	0	0	0	0	0	0	0	0	0	0	0	0	0
Oct 31, 2020	at Georgia Tech	W 31-13	2	1	6	1	1	0	0	1	0	0	0	0	0
Nov 07, 2020	CLEMSON	W 47-40	5	5	27	3	2	1	2	0	0	0	0	0	0
Nov 14, 2020	at Boston College	W 45-31	7	6	31	3	1	2	3	0	1	0	0	0	0
Nov 27, 2020	at North Carolina	W 31-17	2	2	14	2	1	1	0	0	0	0	0	0	0
Dec 05, 2020	SYRACUSE	W 45-21	1	1	7	1	0	1	0	0	0	0	0	0	0
Totals			26	22	121	14	8	6	8	1	2	1	0	0	0
22 of 26 (84.6%)															



3rd-Down Conversions

Date	Opponent	Score	Overall	1st Qtr	2nd Qtr	3rd Qtr	4th Qtr	Overtime
Sep 12, 2020	DUKE	W 27-13	7-16 43.8	0-3 0.0	2-4 50.0	1-4 25.0	4-5 80.0	
Sep 19, 2020	SOUTH FLA.	W 52-0	8-14 57.1	5-5 100.0	2-3 66.7	0-3 0.0	1-3 33.3	
Oct 10, 2020	FLORIDA ST.	W 42-26	2-7 28.6	0-1 0.0	1-2 50.0	1-3 33.3	0-1 0.0	
Oct 17, 2020	LOUISVILLE	W 12-7	8-14 57.1	2-4 50.0	1-3 33.3	2-2 100.0	3-5 60.0	
10/24/20	at Pitt	W 45-3	11-18 61.1	3-4 75.0	3-5 60.0	3-4 75.0	2-5 40.0	
Oct 31, 2020	at Georgia Tech	W 31-13	10-15 66.7	5-5 100.0	1-3 33.3	2-3 66.7	2-4 50.0	
Nov 07, 2020	CLEMSON	W 47-40	10-19 52.6	4-5 80.0	1-4 25.0	1-3 33.3	3-6 50.0	1-1 100.0
Nov 14, 2020	at Boston College	W 45-31	4-8 50.0	0-1 0.0	2-3 66.7	0-0 0.0	2-4 50.0	
Nov 27, 2020	at North Carolina	W 31-17	4-11 36.4	0-1 0.0	1-3 33.3	1-4 25.0	2-3 66.7	
Dec 05, 2020	SYRACUSE	W 45-21	7-15 46.7	3-5 60.0	1-3 33.3	1-3 33.3	2-4 50.0	
	Notre Dame		71-137 51.8	22-34 64.7	15-33 45.5	12-29 41.4	21-40 52.5	1-1 100.0
	Opponents		34-129 26.4	10-27 37.0	11-40 27.5	8-32 25.0	5-29 17.2	0-1 0.0

4th-Down Conversions

Date	Opponent	Score	Overall	1st Qtr	2nd Qtr	3rd Qtr	4th Qtr	Overtime
Sep 12, 2020	DUKE	W 27-13	2-2 100.0	0-0 0.0	1-1 100.0	1-1 100.0	0-0 0.0	
Sep 19, 2020	SOUTH FLA.	W 52-0	2-2 100.0	0-0 0.0	0-0 0.0	1-1 100.0	1-1 100.0	
Oct 10, 2020	FLORIDA ST.	W 42-26	0-1 0.0	0-0 0.0	0-0 0.0	0-0 0.0	0-1 0.0	
Oct 17, 2020	LOUISVILLE	W 12-7	0-1 0.0	0-0 0.0	0-1 0.0	0-0 0.0	0-0 0.0	
10/24/20	at Pitt	W 45-3	1-1 100.0	0-0 0.0	0-0 0.0	0-0 0.0	1-1 100.0	
Oct 31, 2020	at Georgia Tech	W 31-13	0-0 0.0	0-0 0.0	0-0 0.0	0-0 0.0	0-0 0.0	
Nov 07, 2020	CLEMSON	W 47-40	0-1 0.0	0-0 0.0	0-0 0.0	0-0 0.0	0-1 0.0	0-0 0.0
Nov 14, 2020	at Boston College	W 45-31	2-2 100.0	0-0 0.0	1-1 100.0	0-0 0.0	1-1 100.0	
Nov 27, 2020	at North Carolina	W 31-17	0-0 0.0	0-0 0.0	0-0 0.0	0-0 0.0	0-0 0.0	
Dec 05, 2020	SYRACUSE	W 45-21	1-2 50.0	0-0 0.0	0-1 0.0	1-1 100.0	0-0 0.0	
	Notre Dame		8-12 66.7	0-0 0.0	2-4 50.0	3-3 100.0	3-5 60.0	0-0 0.0
	Opponents		7-17 41.2	0-2 0.0	0-1 0.0	4-6 66.7	3-7 42.9	0-1 0.0

Time of Possession

Date	Opponent	Score	Overall	1st Qtr	2nd Qtr	3rd Qtr	4th Qtr	Overtime
Sep 12, 2020	DUKE	W 27-13	33:24	4:43	8:43	9:59	9:59	
Sep 19, 2020	SOUTH FLA.	W 52-0	32:27	10:51	7:48	5:30	8:18	
Oct 10, 2020	FLORIDA ST.	W 42-26	27:52	6:07	6:54	8:15	6:36	
Oct 17, 2020	LOUISVILLE	W 12-7	36:15	12:43	9:14	3:54	10:24	
10/24/20	at Pitt	W 45-3	40:59	10:31	8:36	10:22	11:30	
Oct 31, 2020	at Georgia Tech	W 31-13	36:54	12:19	8:14	6:55	9:26	
Nov 07, 2020	CLEMSON	W 47-40	30:22	11:08	7:59	4:46	6:29	0:00
Nov 14, 2020	at Boston College	W 45-31	34:27	9:17	8:08	4:13	12:49	
Nov 27, 2020	at North Carolina	W 31-17	35:04	8:41	7:57	9:12	9:14	
Dec 05, 2020	SYRACUSE	W 45-21	33:50	9:57	7:16	7:17	9:20	
	Notre Dame	Total	341:34	96:17	80:49	70:23	94:05	0:00
		Avg.	34:09	9:37	8:04	7:02	9:24	0:00
	Opponents	Total	258:26	53:43	69:11	79:37	55:55	0:00
		Avg.	25:50	5:22	6:55	7:57	5:35	0:00



NOTRE DAME INDIVIDUAL GAME HIGHS

Rushes	25	Kyren Williams vs Louisville (Oct 17, 2020)
Yards Rushing	185	Kyren Williams vs Florida St. (Oct 10, 2020)
TD Rushes	3	Ian Book vs South Fla. (Sep 19, 2020)
	3	Kyren Williams vs Clemson (Nov 07, 2020)
Long Rush	94	Chris Tyree vs Syracuse (Dec 05, 2020)
Pass attempts	39	Ian Book vs Clemson (Nov 07, 2020)
Pass completions	24	Ian Book vs Syracuse (Dec 05, 2020)
Yards Passing	312	Ian Book at Pitt (10/24/20)
TD Passes	3	Ian Book at Pitt (10/24/20)
	3	Ian Book at Boston College (Nov 14, 2020)
	3	Ian Book vs Syracuse (Dec 05, 2020)
Long Pass	75	Ian Book vs Duke (Sep 12, 2020)
Receptions	7	Javon McKinley vs Syracuse (Dec 05, 2020)
Yards Receiving	135	Javon McKinley at North Carolina (Nov 27, 2020)
TD Receptions	3	Ben Skowronek at Boston College (Nov 14, 2020)
	3	Javon McKinley vs Syracuse (Dec 05, 2020)
Long Reception	75	Kyren Williams vs Duke (Sep 12, 2020)
Field Goals	4	Jonathan Doerer vs Clemson (Nov 07, 2020)
Long Field Goal	48	Jonathan Doerer vs Duke (Sep 12, 2020)
Punts	6	Jay Bramblett vs Duke (Sep 12, 2020)
Punting Avg	43.8	Jay Bramblett vs Duke (Sep 12, 2020)
Long Punt	57	Jay Bramblett at North Carolina (Nov 27, 2020)
Punts inside 20	3	Jay Bramblett vs Duke (Sep 12, 2020)
Long Punt Return	13	Matt Salerno vs Syracuse (Dec 05, 2020)
Long Kickoff Return	38	Chris Tyree vs Duke (Sep 12, 2020)
Tackles	12	Clarence Lewis vs Syracuse (Dec 05, 2020)
Sacks	2.0	Adetokunbo Ogundeji vs Florida St. (Oct 10, 2020)
	2.0	Daelin Hayes at Georgia Tech (Oct 31, 2020)
	2.0	Adetokunbo Ogundeji at North Carolina (Nov 27, 2020)
Tackles For Loss	2.5	Jer., Owusu-Koramoah vs Clemson (Nov 07, 2020)
Interceptions	1	Shaun Crawford vs Florida St. (Oct 10, 2020)
	1	Nick McCloud at Pitt (10/24/20)
	1	Bo Bauer at Pitt (10/24/20)
	1	Jer., Owusu-Koramoah at Pitt (10/24/20)
	1	Jack Kiser at Boston College (Nov 14, 2020)
	1	Daelin Hayes vs Syracuse (Dec 05, 2020)

OPPONENT INDIVIDUAL GAME HIGHS

Rushes	24	Tucker, S., vs Syracuse (Dec 05, 2020)
Yards Rushing	113	Tucker, S., vs Syracuse (Dec 05, 2020)
TD Rushes	1	Brice, C., vs Duke (Sep 12, 2020)
	1	Webb,La'Damian, vs Florida St. (Oct 10, 2020)
	1	Travis, Jordan, vs Florida St. (Oct 10, 2020)
	1	Mason, J., at Georgia Tech (Oct 31, 2020)
	1	Etienne, Travis, vs Clemson (Nov 07, 2020)
	1	Ujagalelei, D.J., vs Clemson (Nov 07, 2020)
	1	Bailey, D., at Boston College (Nov 14, 2020)
	1	Howell, S., at North Carolina (Nov 27, 2020)
	1	Tucker, S., vs Syracuse (Dec 05, 2020)
	1	Lutz, C., vs Syracuse (Dec 05, 2020)
Long Rush	80	Lutz, C., vs Syracuse (Dec 05, 2020)
Pass attempts	44	Ujagalelei, D.J., vs Clemson (Nov 07, 2020)
Pass completions	29	Ujagalelei, D.J., vs Clemson (Nov 07, 2020)
Yards Passing	439	Ujagalelei, D.J., vs Clemson (Nov 07, 2020)
TD Passes	2	Ujagalelei, D.J., vs Clemson (Nov 07, 2020)
	2	Jurkovec, P., at Boston College (Nov 14, 2020)
Long Pass	55	Brice, C., vs Duke (Sep 12, 2020)
Receptions	9	Terry, Tamorrian, vs Florida St. (Oct 10, 2020)
Yards Receiving	161	Powell, Cornell, vs Clemson (Nov 07, 2020)
TD Receptions	1	Terry, Tamorrian, vs Florida St. (Oct 10, 2020)
	1	Ford, Marshall, vs Louisville (Oct 17, 2020)
	1	Powell, Cornell, vs Clemson (Nov 07, 2020)
	1	Allen, Davis, vs Clemson (Nov 07, 2020)
	1	Long, H., at Boston College (Nov 14, 2020)
	1	Flowers, Z., at Boston College (Nov 14, 2020)
	1	Simmons, E., at North Carolina (Nov 27, 2020)
	1	Queueley, A., vs Syracuse (Dec 05, 2020)
Long Reception	55	Pancof, E., vs Duke (Sep 12, 2020)
Field Goals	4	Potter, B.T., vs Clemson (Nov 07, 2020)
Long Field Goal	46	Potter, B.T., vs Clemson (Nov 07, 2020)
Punts	7	Christodoulou, at Pitt (10/24/20)
	7	Kiernan, B., at North Carolina (Nov 27, 2020)
	7	Cooney, N., vs Syracuse (Dec 05, 2020)
Punting Avg	50.6	Kiernan, B., at North Carolina (Nov 27, 2020)
Long Punt	62	Kiernan, B., at North Carolina (Nov 27, 2020)
Punts inside 20	5	Kiernan, B., at North Carolina (Nov 27, 2020)
Long Punt Return	13	Blackwell, J., vs Duke (Sep 12, 2020)
Long Kickoff Return	32	Turner, D., at Pitt (10/24/20)
Tackles	16	McDuffie, I., at Boston College (Nov 14, 2020)
Sacks	2.0	Montgomery, Mont., vs Louisville (Oct 17, 2020)
	2.0	Cantin-Arku, G., vs Syracuse (Dec 05, 2020)
Tackles For Loss	4.0	Dennis, S., at Pitt (10/24/20)
Interceptions	1	Young Iv, L., vs Duke (Sep 12, 2020)
	1	Carter, J., vs Syracuse (Dec 05, 2020)

NOTRE DAME TEAM GAME HIGHS

Rushes	50	at Pitt (10/24/20)
Yards Rushing	353	vs Florida St. (Oct 10, 2020)
Yards Per Rush	8.4	vs Florida St. (Oct 10, 2020)
TD Rushes	6	vs South Fla. (Sep 19, 2020)
Pass attempts	39	vs Clemson (Nov 07, 2020)
Pass completions	24	vs Syracuse (Dec 05, 2020)
Yards Passing	319	at Pitt (10/24/20)
Yards Per Pass	10.1	at Boston College (Nov 14, 2020)
TD Passes	3	at Pitt (10/24/20)
	3	at Boston College (Nov 14, 2020)
	3	vs Syracuse (Dec 05, 2020)
Total Plays	83	at Pitt (10/24/20)
Total Offense	568	vs Syracuse (Dec 05, 2020)
Yards Per Play	8.3	vs Florida St. (Oct 10, 2020)
Points	52	vs South Fla. (Sep 19, 2020)
Sacks By	6	at North Carolina (Nov 27, 2020)
First Downs	29	at Boston College (Nov 14, 2020)
Penalties	8	at Boston College (Nov 14, 2020)
Penalty Yards	69	at Boston College (Nov 14, 2020)
Turnovers	3	at Boston College (Nov 14, 2020)
Interceptions By	3	at Pitt (10/24/20)
Punts	6	vs Duke (Sep 12, 2020)
Punting Avg	43.8	vs Duke (Sep 12, 2020)
Long Punt	57	at North Carolina (Nov 27, 2020)
Punts inside 20	3	vs Duke (Sep 12, 2020)
Long Punt Return	13	vs Syracuse (Dec 05, 2020)

OPPONENT TEAM GAME HIGHS

Rushes	40	vs Florida St. (Oct 10, 2020)
Yards Rushing	229	vs Syracuse (Dec 05, 2020)
Yards Per Rush	6.5	vs Syracuse (Dec 05, 2020)
TD Rushes	2	vs Florida St. (Oct 10, 2020)
	2	vs Clemson (Nov 07, 2020)
	2	vs Syracuse (Dec 05, 2020)
Pass attempts	44	vs Clemson (Nov 07, 2020)
Pass completions	29	vs Clemson (Nov 07, 2020)
Yards Passing	439	vs Clemson (Nov 07, 2020)
Yards Per Pass	10.0	vs Clemson (Nov 07, 2020)
TD Passes	2	vs Clemson (Nov 07, 2020)
	2	at Boston College (Nov 14, 2020)
Total Plays	77	vs Clemson (Nov 07, 2020)
Total Offense	473	vs Clemson (Nov 07, 2020)
Yards Per Play	6.4	vs Syracuse (Dec 05, 2020)
Points	40	vs Clemson (Nov 07, 2020)
Sacks By	4	vs Louisville (Oct 17, 2020)
First Downs	22	vs Clemson (Nov 07, 2020)
	22	at Boston College (Nov 14, 2020)
Penalties	12	at Pitt (10/24/20)
Penalty Yards	93	at Pitt (10/24/20)
Turnovers	4	vs Syracuse (Dec 05, 2020)
Interceptions By	1	vs Duke (Sep 12, 2020)
	1	vs Syracuse (Dec 05, 2020)
Punts	8	at Pitt (10/24/20)
Punting Avg	50.6	at North Carolina (Nov 27, 2020)
Long Punt	62	at North Carolina (Nov 27, 2020)
Punts inside 20	5	at North Carolina (Nov 27, 2020)
Long Punt Return	13	vs Duke (Sep 12, 2020)



##	PLAYER	GP-GS	DU	USF	FSU	UL	UP	GT	CU	BC	NC	SU
22	Abdur-Rahman, K	1/-	...	XXX
5A	Ademilola, Ja	6/2	XXX	...	START	START	XXX	XXX	XXX
1A	Ademilola, Ju	10/-	XXX	XXX	XXX	XXX	XXX	XXX	XXX	XXX	XXX	XXX
2A	Ajavon, L	4/-	XXX	...	XXX	XXX	XXX
26	Albano, L	1/-	...	XXX
8	Armstrong, J	10/-	XXX	XXX	XXX	XXX	XXX	XXX	XXX	XXX	XXX	XXX
4	Austin, K	2/-	XXX	XXX
79	Baker, T	2/-	...	XXX	XXX
69	Banks, A	10/10	START	START	START	START	START	START	START	START	START	START
5B	Bauer, B	10/-	XXX	XXX	XXX	XXX	XXX	XXX	XXX	XXX	XXX	XXX
84	Bauman, K	3/-	...	XXX	XXX	XXX
2B	Bertrand, J	9/-	XXX	XXX	XXX	XXX	XXX	XXX	XXX	XXX	...	XXX
12	Book, I	10/10	START	START	START	START	START	START	START	START	START	START
1J	Botelho, J	9/-	...	XXX	XXX	XXX	XXX	XXX	XXX	XXX	XXX	XXX
2T	Bracy, T	8/6	START	...	START	START	...	START	START	XXX	START	XXX
19	Bramblett, J	10/-	XXX	XXX	XXX	XXX	XXX	XXX	XXX	XXX	XXX	XXX
1B	Brown, D	10/-	XXX	XXX	XXX	XXX	XXX	XXX	XXX	XXX	XXX	XXX
68	Carmody, M	1/-	...	XXX
14	Carney, J	2/-	...	XXX	XXX
77	Carroll, Q	3/-	...	XXX	XXX	XXX
7	Clark, B	1/-	XXX
52	Correll, Z	3/1	...	XXX	XXX	START	...
2C	Crawford, S	10/10	START	START	START	START	START	START	START	START	START	START
5C	Cross III, H	10/-	XXX	XXX	XXX	XXX	XXX	XXX	XXX	XXX	XXX	XXX
3	Davis, A	10/3	START	XXX	XXX	XXX	START	XXX	XXX	XXX	XXX	START
56	Dirksen, J	9/-	XXX	XXX	XXX	XXX	XXX	XXX	XXX	...	XXX	XXX
39	Doerer, J	10/-	XXX	XXX	XXX	XXX	XXX	XXX	XXX	XXX	XXX	XXX
9E	Ehrensberger, Al	1/-	...	XXX
74	Eichenburg, L	10/10	START	START	START	START	START	START	START	START	START	START
16	Ekanayake, C	1/-	XXX
3E	Ekwonu, O	8/-	...	XXX	XXX	XXX	XXX	XXX	...	XXX	XXX	XXX
20	Flemister, C	7/-	...	XXX	XXX	...	XXX	XXX	XXX	XXX	...	XXX
7F	Foskey, I	10/-	XXX	XXX	XXX	XXX	XXX	XXX	XXX	XXX	XXX	XXX
5F	Franklin, J	2/-	XXX	XXX
76	Gibbons, D	9/1	XXX	XXX	XXX	XXX	XXX	...	XXX	XXX	XXX	START
38	Goepferich, D	2/-	...	XXX	XXX
50	Gregory, R	1/-	...	XXX
3G	Griffith, H	10/2	XXX	START	START	XXX	XXX	XXX	XXX	XXX	XXX	XXX
61	Grunhard, C	3/-	XXX	XXX	XXX
72	Hainsey, R	10/10	START	START	START	START	START	START	START	START	START	START
1H	Hamilton, K	9/9	START	...	START	START	START	START	START	START	START	START
5	Hart, C	7/-	XXX	XXX	...	XXX	XXX	XXX	...	XXX	XXX	...
9H	Hayes, D	10/10	START	START	START	START	START	START	START	START	START	START
49	Heinge, J	1/-	XXX
1R	Henderson, R	5/-	...	XXX	XXX	XXX	XXX	XXX
41	Hinish, K	10/10	START	START	START	START	START	START	START	START	START	START
15	Johnson, J	2/-	...	XXX	XXX



#	PLAYER	GP-GS	DU	USF	FSU	UL	UP	GT	CU	BC	NC	SU
80	Jones, M	1/-	XXX
92	Keanaaina, A	1/-	...	XXX
13	Keys III, L	7/-	XXX	...	XXX	...	XXX	XXX	...	XXX	XXX	XXX
2K	Kiser, J	9/1	XXX	START	...	XXX	XXX	XXX	XXX	XXX	XXX	XXX
78	Kraemer, T	9/8	START	START	START	START	START	START	START	START	...	XXX
73	Kristofic, A	4/-	...	XXX	XXX	XXX	...	XXX
5L	Lacey, J	9/-	XXX	XXX	XXX	XXX	XXX	XXX	XXX	XXX	...	XXX
3L	Lamb, J	10/-	XXX	XXX	XXX	XXX	XXX	XXX	XXX	XXX	XXX	XXX
0	Lenzy, B	6/1	...	XXX	START	XXX	XXX	XXX	XXX
2L	Lewis, C	10/4	XXX	START	XXX	XXX	START	XXX	XXX	START	XXX	START
48	Lezynski, X	1/-	XXX
35	Liufau, M	8/1	START	...	XXX	XXX	XXX	XXX	...	XXX	XXX	XXX
75	Lugg, J	9/2	XXX	XXX	XXX	XXX	...	XXX	XXX	XXX	START	START
2M	Mahoney, J	2/-	...	XXX	XXX
43	Mailey, G	1/-	...	XXX
87	Mayer, M	10/2	XXX	START	XXX	XXX	XXX	XXX	XXX	XXX	XXX	START
4M	McCloud, N	10/9	START	START	XXX	START	START	START	START	START	START	START
88	McKinley, J	10/10	START	START	START	START	START	START	START	START	START	START
99	Mills, R	7/-	...	XXX	XXX	XXX	XXX	XXX	XXX	XXX
1M	Moala, P	3/-	XXX	XXX	XXX
53	Murphy, Q	1/-	...	XXX
21	Offord, C	2/-	...	XXX	XXX
20	Oghoufo, O	9/-	XXX	...	XXX	XXX	XXX	XXX	XXX	XXX	XXX	XXX
91	Ogundeji, A	10/10	START	START	START	START	START	START	START	START	START	START
60	Owusu-Koramoah	10/10	START	START	START	START	START	START	START	START	START	START
55	Patterson, J	8/8	START	START	START	START	START	START	START	START
44	Peitsch, A	1/-	...	XXX
3P	Pelini, P	1/-	XXX
1P	Pryor, I	10/-	XXX	XXX	XXX	XXX	XXX	XXX	XXX	XXX	XXX	XXX
10	Pyne, D	3/-	...	XXX	XXX	XXX
30	Rittman, J	1/-	...	XXX
11	Rutherford, I	3/-	...	XXX	XXX	XXX
32	Salerno, M	9/-	...	XXX	XXX	XXX	XXX	XXX	XXX	XXX	XXX	XXX
33	Simon, S	9/8	XXX	...	START	START	START	START	START	START	START	START
11	Skowronek, B	8/8	START	START	START	START	START	START	START	START
34	Smith, J	1/-	XXX
95	Tagovailoa, M	9/8	START	START	...	XXX	START	START	START	START	START	START
85	Takacs, G	9/-	XXX	XXX	XXX	...	XXX	XXX	XXX	XXX	XXX	XXX
24	Tremble, T	10/9	START	START	START	START	START	START	START	START	START	XXX
25	Tyree, C	10/-	XXX	XXX	XXX	XXX	XXX	XXX	XXX	XXX	XXX	XXX
3V	Velotta, C	1/-	...	XXX
65	Vinson, M	10/-	XXX	XXX	XXX	XXX	XXX	XXX	XXX	XXX	XXX	XXX
1W	Wallace, K	4/-	...	XXX	XXX	XXX	XXX	...
82	Watts, X	2/-	...	XXX	XXX
40	White, D	10/10	START	START	START	START	START	START	START	START	START	START
18	Wilkins, J	10/-	XXX	XXX	XXX	XXX	XXX	XXX	XXX	XXX	XXX	XXX
23	Williams, K	10/10	START	START	START	START	START	START	START	START	START	START
89	Wright, B	10/7	XXX	START	START	START	XXX	START	START	START	START	XXX



JAYSON ADEMIOLA #57

Defensive Line | 6-3 | 279 | Junior

Jackson, NJ | St. Peter's Prep

ADEMIOLA'S CAREER STATS

TACKLES	g	ua	a	total	tfl	pd	ff	fr	blk	qbh
2018	12	11	8	19	1.5-5	0	0	0	0	1
2019	11	9	16	25	4.0-12	1	0	0	0	2
2020	6	1	3	4	0.0-0	0	0	0	0	4
TOTAL	29	21	27	48	5.5-17	1	0	0	0	7

ADEMIOLA'S SEASON HIGHS

Tackles: 1 (4x), MR vs Clemson

Tackles-for-Loss: N/A

Sacks: N/A

Forced Fumbles: N/A

Fumble Recoveries: N/A

ADEMIOLA'S CAREER HIGHS

Tackles: 5, at Duke (2019)

Tackles-for-Loss: 1.0 (3x), MR vs. Navy (2019)

Sacks: N/A

Forced Fumbles: N/A

Fumble Recoveries: N/A



JUSTIN ADEMIOLA #19

Defensive Line | 6-1 3/4 | 248 | Junior

Jackson, NJ | St. Peter's Prep

ADEMIOLA'S CAREER STATS

TACKLES	g	ua	a	total	tfl	pd	ff	fr	blk	qbh
2018	4	6	3	9	0.0-0	0	0	0	0	0
2019	8	6	3	9	1.0-2	0	0	0	0	0
2020	10	9	6	15	2.5-5	0	0	0	0	0
TOTAL	22	21	12	33	3.5-7	0	0	0	0	0

SACKS	g	ua	a	total	yards
2018	4	0	0	0.0	0
2019	8	0	0	0.0	0
2020	10	1	0	1.0	2
TOTAL	22	1	0	1.0	2

ADEMIOLA'S SEASON HIGHS

Tackles: 4, at Pitt

Tackles-for-Loss: 1.5, at North Carolina

Sacks: 1.0, at North Carolina

Forced Fumbles: N/A

Fumble Recoveries: N/A

ADEMIOLA'S CAREER HIGHS

Tackles: 4 (2x), MR at Pitt (2020)

Tackles-for-Loss: 1.5, at North Carolina (2020)

Sacks: 1.0, at North Carolina (2020)

Forced Fumbles: N/A

Fumble Recoveries: N/A



JAFAR ARMSTRONG #8

Running Back | 6-0 3/4 | 220 | Senior

Lee's Summit, MO | Bishop Miege

ARMSTRONG'S CAREER STATS

RUSHING	g	att	yards	td	long	avg/c	avg/g
2018	10	72	383	7	42	5.3	38.3
2019	9	46	122	1	28	2.7	13.6
2020	10	17	8	1	9	0.5	0.8
TOTAL	29	135	513	9	42	3.8	17.7

TOTAL OFFENSE	g	rush	pass	total	avg/g
2018	10	383	0	383	38.3
2019	9	122	0	122	13.6
2020	10	8	0	8	0.8
TOTAL	29	513	0	513	17.7

RECEIVING	g	rec	yards	td	long	rec/g	avg/c	avg/g
2018	10	14	159	0	27	1.4	11.4	15.9
2019	9	13	97	0	26	1.4	7.5	10.8
2020	10	3	38	0	20	0.3	12.7	3.8
TOTAL	29	30	294	0	27	1.0	9.8	10.1

ARMSTRONG, CONT.

ARMSTRONG'S SEASON HIGHS

Rushes: 8, at Pitt

Rushing Yards: 7, vs. USF

Longest Rush: 9, at Pitt

Rushing TDs: 1, vs. USF

Receptions: 2, vs. Duke

Receiving Yards: 20, vs. Duke

Longest Reception: 20, vs. Duke

ARMSTRONG'S CAREER HIGHS

Rushes: 19, vs. Virginia Tech (2019)

Rushing Yards: 98, at Wake Forest (2018)

Longest Rush: 42, vs. Ball State (2018)

Rushing TDs: 2, vs. Michigan (2018)

Receptions: 5, at Navy (2018)

Receiving Yards: 64, at Navy (2018)

Longest Reception: 27 (2x), MR at Navy (2018)



KEVIN AUSTIN JR. #4

Wide Receiver | 6-2 | 215 | Junior

Ft. Lauderdale, FL | North Broward Prep

AUSTIN JR'S CAREER STATS

RECEIVING	g	rec	yards	td	long	rec/g	avg/c	avg/g
2018	11	5	90	0	38	0.5	18.0	8.2
2020	2	1	18	0	18	0.5	18.0	9.0
TOTAL	13	6	108	0	38	0.5	18.0	8.3

AUSTIN JR'S SEASON HIGHS

Receptions: 1, vs. Louisville

Receiving Yards: 18, vs. Louisville

Longest Reception: 18, vs. Louisville

Receiving TDs: N/A

AUSTIN JR'S CAREER HIGHS

Receptions: 2, vs. Wake Forest (2018)

Receiving Yards: 38, at Navy (2018)

Longest Reception: 38, at Navy (2018)

Receiving TDs: N/A



BO BAUER #52

Linebacker | 6-2 | 297 | Junior

Harborcreek, PA | Cathedral Prep

BAUER'S CAREER STATS

TACKLES	g	ua	a	total	tfl	pd	ff	fr	blk	qbh
2018	13	7	3	10	0.0-0	0	0	0	0	0
2019	13	18	10	28	2.0-4	0	0	0	1	0
2020	10	15	9	24	4.5-17	2	0	0	0	3
TOTAL	36	40	22	62	6.5-21	2	0	0	1	3

SACKS	g	ua	a	total	yards
2018	13	0	0	0.0	0
2019	13	0	0	0.0	0
2020	10	1	0	1.0	7
TOTAL	36	1	0	1.0	7

INTERCEPTIONS	g	no.	yards	td	long	avg/r	avg/g
2018	13	0	0	0	0	0.0	0.0
2019	13	0	0	0	0	0.0	0.0
2020	10	1	16	0	16	16.0	1.6
TOTAL	36	1	16	0	16	16.0	0.4

BAUER'S SEASON HIGHS

Tackles: 6, vs. Syracuse

Tackles-for-Loss: 2.0, (2x) vs. Syracuse

Syracuse

Sacks: 1.0, vs. Florida State

Forced Fumbles: N/A

Fumble Recoveries: N/A

Interceptions: 1, at Pitt

INT Return Yards: 16, at Pitt

BAUER'S CAREER HIGHS

Tackles: 6 (2x), MR vs. Syracuse (2020)

Tackles-for-Loss: 2.0 (2x), vs. Syracuse

(2020)

Sacks: 1.0, vs. Florida State (2020)

Forced Fumbles: N/A

Fumble Recoveries: N/A

Interceptions: 1, at Pitt (2020)

INT Return Yards: 16, at Pitt (2020)



IAN BOOK #12

Quarterback | 6-0 1/8 | 206 | Graduate Student
El Dorado Hills, CA | Oak Ridge

BOOK'S CAREER STATS

RUSHING	g	att	yards	td	long	avg/c	avg/g
2017	10	37	207	0	43	5.6	20.7
2018	12	95	280	4	23	2.9	23.3
2019	13	112	546	4	53	4.9	42.0
2020	10	91	465	8	33	5.1	46.5
TOTAL	45	335	1498	16	53	4.5	33.3

PASSING	g	cmp-att-int	yards	td	long	pct	avg/p	avg/g	effic
2017	10	46-75-4	456	4	55	61.3	6.1	45.6	119.3
2018	12	214-314-7	2628	19	66	68.2	8.4	219.0	154.0
2019	13	240-399-6	3034	34	70	60.2	7.6	233.4	149.1
2020	10	181-286-2	2382	15	75	63.3	8.3	238.2	149.2
TOTAL	45	681-1074-19	8500	72	75	63.4	7.9	188.9	148.5

TOTAL OFFENSE	g	rush	pass	total	avg/g
2017	10	207	456	663	66.3
2018	12	280	2628	2908	242.3
2019	13	546	3034	3580	275.4
2020	10	465	2382	2847	284.7
TOTAL	45	1498	8500	9998	222.2

BOOK'S SEASON HIGHS

Completions: 24, vs. Syracuse
Attempts: 39, vs. Clemson
Passing Yards: 312, at Pitt
Longest Pass: 75, vs. Duke
Passing TDs: 3 (3x), MR vs. Syracuse
Rushes: 14, vs. Clemson
Rushing Yards: 85, at Boston College
Longest Rush: 33, at North Carolina
Rushing TDs: 3, vs. USF

BOOK'S CAREER HIGHS

Completions: 29 (2x), MR vs. Virginia Tech (2019)
Attempts: 53, vs. Virginia Tech (2019)
Passing Yards: 360, vs. New Mexico (2019)
Longest Pass: 75, vs. Duke (2020)
Passing TDs: 5 (3x), MR vs. Navy (2019)
Rushes: 17, vs. Clemson (2018)
Rushing Yards: 139, at Duke (2019)
Longest Rush: 53, at Duke (2019)
Rushing TDs: 3 (2x), MR vs. USF



TARIQ BRACY #28

Cornerback | 5-10 1/8 | 180 | Junior
Milpitas, CA | Milpitas

BRACY'S CAREER STATS


TACKLES	g	ua	a	total	tfl	pd	ff	fr	blk	qbh
2018	12	14	4	18	0.0-0	0	1	0	0	0
2019	12	25	9	34	0.0-0	7	1	2	0	0
2020	8	22	2	24	2.0-7	3	0	0	0	0
TOTAL	32	61	15	76	2.0-7	10	2	2	0	0

BRACY'S SEASON HIGHS

Tackles: 8, vs. Florida State
Forced Fumbles: N/A
Fumble Recoveries: N/A
Interceptions: N/A
INT Return Yards: N/A
Pass Breakups: 2, vs. Duke

BRACY'S CAREER HIGHS

Tackles: 8, vs. Florida State (2020)
Forced Fumbles: 1 (2x), MR vs. Bowling Green (2019)
Fumble Recoveries: 1 (2x), MR at Duke (2019)
Interceptions: N/A
INT Return Yards: N/A
Pass Breakups: 2 (3x), MR vs. Duke (2020)



JAY BRAMBLETT #19

Punter | 6-1 1/2 | 193 | Sophomore
Tuscaloosa, AL | Hillcrest

BRAMBLETT'S CAREER STATS

RUSHING	g	att	yards	td	long	avg/c	avg/g
2019	13	0	0	0	0	0.0	0.0
2020	10	2	21	0	14	10.5	2.1
TOTAL	23	2	21	0	14	10.5	0.9

TOTAL OFFENSE	g	rush	pass	total	avg/g
2019	13	0	0	0	0.0
2020	10	21	0	21	2.1
TOTAL	23	21	0	21	0.9

ALL PURPOSE	g	rush	rcv	pr	kr	lr	total	avg/g
2019	13	0	0	0	0	0	0	0.0
2020	10	21	0	0	0	0	21	2.1
TOTAL	23	21	0	0	0	0	21	0.9

PUNTING	g	no.	yards	long	avg
2019	13	63	2485	61	39.4
2020	10	33	1361	57	41.2
TOTAL	23	96	3846	61	40.1

BRAMBLETT'S SEASON HIGHS

Punts: 6, vs. Duke
Punt Yards: 263, vs. Duke
Long Punt: 57, at North Carolina
Rushes: 1 (2x), MR vs. Louisville
Rushing Yards: 14, vs. Duke

BRAMBLETT'S CAREER HIGHS

Punts: 10, at Michigan (2019)
Punt Yards: 423, at Michigan (2019)
Long Punt: 61, at Michigan (2019)
Rushes: 1 (2x), MR vs. Louisville (2020)
Rushing Yards: 14, vs. Duke (2020)



DJ BROWN #12

Safety | 6-0 3/8 | 194 | Junior
Annapolis, MD | St. John's College

BROWN'S CAREER STATS

TACKLES	g	ua	a	total	tfl	pd	ff	fr	blk	qbh
2018	1	0	0	0	0.0-0	0	0	0	0	0
2019	9	3	4	7	0.0-0	0	0	0	0	0
2020	10	7	0	7	0.0-0	2	0	0	0	1
TOTAL	20	10	4	14	0.0-0	2	0	0	0	1

BROWN'S SEASON HIGHS

Tackles: 2 (2x), MR at Georgia Tech
Forced Fumbles: N/A
Fumble Recoveries: N/A
Interceptions: N/A
INT Return Yards: N/A
Pass Breakups: 1 (2x), MR vs. Florida State

BROWN'S CAREER HIGHS

Tackles: 3, vs. New Mexico (2019)
Forced Fumbles: N/A
Fumble Recoveries: N/A
Interceptions: N/A
INT Return Yards: N/A
Pass Breakups: 1 (2x), MR vs. Florida State (2020)



SHAUN CRAWFORD

#20

Safety | 5-9 1/8 | 180 | Graduate Student

Lakewood, OH | St. Edward

CRAWFORD'S CAREER STATS

INTERCEPTIONS	g	no.	yards	td	long	avg/r	avg/g
2016	2	1	22	0	22	22.0	11.0
2017	12	2	0	0	0	0.0	0.0
2019	11	1	0	0	0	0.0	0.0
2020	10	1	23	0	23	23.0	2.3
TOTAL	35	5	45	0	23	9.0	1.3

ALL PURPOSE	g	rush	rcv	pr	kr	ir	total	avg/g
2016	2	0	0	0	0	22	22	11.0
2017	12	0	0	0	0	0	0	0.0
2019	11	0	0	0	0	0	0	0.0
2020	10	0	0	0	0	23	23	2.3
TOTAL	35	0	0	0	0	45	45	1.3

TACKLES	g	ua	a	total	tfl	pd	ff	fr	blk	qhb
2016	2	5	1	6	0.0-0	1	0	0	0	0
2017	12	20	12	32	1.5-10	7	1	2	0	0
2019	11	19	9	28	1.0-9	3	0	0	0	1
2020	10	29	11	40	4.5-25	5	0	1	0	0
TOTAL	35	73	33	106	7.0-44	16	1	3	0	1

SACKS	g	ua	a	total	yards
2016	2	0	0	0.0	0
2017	12	1	1	1.5	10
2019	11	0	0	0.0	0
2020	10	2	0	2.0	16
TOTAL	35	3	1	3.5	26

CRAWFORD'S SEASON HIGHS

Tackles: 9, at Boston College

Forced Fumbles: N/A

Fumble Recoveries: 1, vs. Duke

Interceptions: 1, vs. Florida State

INT Return Yards: 23, vs. Florida State

Pass Breakups: 2 (2x), MR vs. Florida State

Tackles-for-Loss: 1.5, at Boston College

Sacks: 1.0 (2x), MR at Boston

College

Quarterback Hurries: N/A

CRAWFORD'S CAREER HIGHS

Tackles: 9, at Boston College (2020)

Forced Fumbles: 1, at Michigan State (2017)

Fumble Recoveries: 1 (3x), MR vs. Duke (2020)

Interceptions: 2, vs. Boston College (2017)

INT Return Yards: 23, vs. Florida State (2020)

Pass Breakups: 2 (2x), MR vs. Florida State (2020)

Tackles-for-Loss: 1.5, at Boston College

(2020)

Sacks: 1.0 (3x), MR at Boston

College (2020)

Quarterback Hurries: 1, vs. Iowa

State (2019)

DAVIS, CONT.

DAVIS' SEASON HIGHS

Receptions: 4 (2x), MR vs. Clemson

Receiving Yards: 78, vs. Clemson

Long Reception: 53, vs. Clemson

Receiving TDs: 1 (2x), MR vs. Clemson

Rushes: 1 (2x), MR at Boston College

Rushing Yards: 29, at Boston College

Longest Rush: 29, at Boston College

Rushing TDs: N/A

DAVIS' CAREER HIGHS

Receptions: 4 (2x), MR vs. Clemson (2020)

Receiving Yards: 78, vs. Clemson (2020)

Long Reception: 59, vs. New Mexico (2019)

Receiving TDs: 1 (4x), MR vs. Clemson (2020)

Rushes: 9, at Wake Forest (2018)

Rushing Yards: 43, at Wake Forest (2018)

Longest Rush: 12, at Wake Forest (2018)

Rushing TDs: N/A



JONATHAN DOERER

#39

Kicker/Punter | 6-3 | 197 | Senior

Charlotte, NC | South Mecklenburg

DOERER'S CAREER STATS

SCORING	g	td	rush	rcv	ret	pat	2pat	fg	total	avg/g
2017	7	0	0	0	0	0	0	0	0	0.0
2018	10	0	0	0	0	5	0	1	8	0.8
2019	13	0	0	0	0	57	0	17	108	8.3
2020	10	0	0	0	0	46	0	14	88	8.8
TOTAL	40	0	0	0	0	108	0	32	204	5.1

FIELD GOALS	g	made	att	long	pct
2017	7	0	0	0	0.0
2018	10	1	1	30	100.0
2019	13	17	20	52	85.0
2020	10	14	20	48	70.0
TOTAL	40	32	41	52	78.0

KICKOFFS	g	no.	yards	avg
2017	7	32	1957	61.2
2018	10	56	3348	59.8
2019	13	87	5239	60.2
2020	10	66	3718	56.3
TOTAL	40	241	14262	59.2

DOERER'S SEASON HIGHS

Field Goals Made: 4, vs. Clemson

Field Goal Attempts: 5, vs. Clemson

Longest FG Made: 48, vs. Duke

PAT Made: 6 (3x), at Boston College

PAT Attempts: 6 (3x), at Boston

College

Points: 17, vs. Clemson

DOERER'S CAREER HIGHS

Made Field Goals: 4 (3x), MR vs. Clemson (2020)

Field Goal Attempts: 5, vs. Clemson (2020)

Longest FG Made: 52, vs. Southern Cal (2019)

PAT Made: 7 (2x), MR vs. Navy (2019)

PAT Attempts: 7 (2x), MR vs. Navy (2019)

Points: 17, vs. Clemson (2020)



AVERY DAVIS

#3

Wide Receiver | 5-11 | 202 | Senior

Cedar Hill, TX | Cedar Hill

DAVIS' CAREER STATS

RUSHING	g	att	yards	td	long	avg/c	avg/g
2018	9	22	70	0	12	3.2	7.8
2019	11	6	10	0	7	1.7	0.9
2020	10	2	39	0	29	19.5	3.9
TOTAL	30	30	119	0	29	4.0	4.0

TOTAL OFFENSE	g	rush	pass	total	avg/g
2018	9	70	0	70	7.8
2019	11	10	0	10	0.9
2020	10	39	0	39	3.9
TOTAL	30	119	0	119	4.0

RECEIVING	g	rec	yards	td	long	rec/g	avg/c	avg/g
2018	9	5	30	0	9	0.6	6.0	3.3
2019	11	10	124	2	59	0.9	12.4	11.3
2020	10	21	292	2	53	2.1	13.9	29.2
TOTAL	30	36	446	4	59	1.2	12.4	14.9



C'BO FLEMISTER #20
Running Back | 5-11 1/4 | 201 | Junior
Williamson, GA | Pike County

FLEMISTER'S CAREER STATS

RUSHING	g	att	yards	td	long	avg/c	avg/g
2018	2	1	0	0	0	0.0	0.0
2019	9	48	162	5	14	3.4	18.0
2020	7	56	303	5	31	5.4	43.3
TOTAL	18	105	465	10	31	4.4	25.8

TOTAL OFFENSE	g	rush	pass	total	avg/g
2018	2	0	0	0	0.0
2019	9	162	0	162	18.0
2020	7	303	0	303	43.3
TOTAL	18	465	0	465	25.8

RECEIVING	g	rec	yards	td	long	rec/g	avg/c	avg/g
2018	2	0	0	0	0	0.0	0.0	0.0
2019	9	1	13	0	13	0.1	13.0	1.4
2020	7	2	36	0	27	0.3	18.0	5.1
TOTAL	18	3	49	0	27	0.2	16.3	2.7

FLEMISTER'S SEASON HIGHS

Rushes: 15, at Georgia Tech
Rushing Yards: 127, vs. USF
Longest Rush: 31, vs. USF
Rushing TDs: 2, at Boston College
Receptions: 1 (2x), MR at Boston College
Receiving Yards: 27, at Boston College
Long Reception: 27, at Boston College
Receiving TDs: N/A

FLEMISTER'S CAREER HIGHS

Rushes: 15, at Georgia Tech (2020)
Rushing Yards: 127, vs. USF (2020)
Longest Rush: 31, vs. USF (2020)
Rushing TDs: 2, at Boston College (2020)
Receptions: 1 (3x), MR at Boston College (2020)
Receiving Yards: 27, at Boston College (2020)
Long Reception: 27, at Boston College (2020)
Receiving TDs: N/A



ISAIAH FOSKEY #7
Defensive Line | 6-4 7/8 | 257 | Sophomore
Antioch, CA | De La Salle

FOSKEY'S CAREER STATS

TACKLES	g	ua	a	total	tfl	pd	ff	fr	blk	qbh
2019	4	1	4	5	0.0-0	0	0	0	1	1
2020	10	10	7	17	5.0-34	1	0	0	1	4
TOTAL	14	11	11	22	5.0-34	1	0	0	2	5

SACKS	g	ua	a	total	yards
2019	4	0	0	0.0	0
2020	10	4	1	4.5	33
TOTAL	14	4	1	4.5	33

FOSKEY'S SEASON HIGHS

Tackles: 4 (2x), MR at North Carolina
Tackles-for-Loss: 1.5, vs. Duke
Sacks: 1.0 (4x), MR at North Carolina
Forced Fumbles: N/A
Fumble Recoveries: N/A

FOSKEY'S CAREER HIGHS

Tackles: 4 (2x), MR at North Carolina (2020)
Tackles-for-Loss: 1.5, vs. Duke (2020)
Sacks: 1.0 (4x), MR at North Carolina (2020)
Forced Fumbles: N/A
Fumble Recoveries: N/A



HOUSTON GRIFFITH #3
Safety | 5-11 3/4 | 204 | Junior
Chicago, IL | IMG Academy

GRIFFITH'S CAREER STATS

TACKLES	g	ua	a	total	tfl	pd	ff	fr	blk	qbh
2018	11	10	4	14	0.0-0	2	0	0	0	1
2019	13	3	2	5	0.0-0	1	0	0	0	0
2020	10	12	0	12	1.0-4	0	0	0	0	0
TOTAL	34	25	6	31	1.0-4	3	0	0	0	1

GRIFFITH'S SEASON HIGHS

Tackles: 5, vs. USF
Tackles-for-Loss: 1.0, vs. USF
Forced Fumbles: N/A
Fumble Recoveries: N/A
Interceptions: N/A
INT Return Yards: N/A
Pass Breakups: N/A
Quarterback Hurries: N/A

GRIFFITH'S CAREER HIGHS

Tackles: 5, vs. USF (2020)
Tackles-for-Loss: 1.0, vs. USF (2020)
Forced Fumbles: N/A
Fumble Recoveries: N/A
Interceptions: N/A
INT Return Yards: N/A
Pass Breakups: 1, (3x), MR at Duke (2019)
Quarterback Hurries: 1, vs. Syracuse (2018)



KYLE HAMILTON #14
Safety | 6-4 | 219 | Sophomore
Atlanta, GA | Marist School

HAMILTON'S CAREER STATS

INTERCEPTIONS	g	no.	yards	td	long	avg/r	avg/g
2019	13	4	66	1	34	16.5	5.1
2020	9	0	0	0	0	0.0	0.0
TOTAL	22	4	66	1	34	16.5	3.0

ALL PURPOSE	g	rush	rcv	pr	kr	ir	total	avg/g
2019	13	0	0	0	0	66	66	5.1
2020	9	0	0	0	0	0	0	0.0
TOTAL	22	0	0	0	0	66	66	3.0

TACKLES	g	ua	a	total	tfl	pd	ff	fr	blk	qbh
2019	13	27	14	41	1.0-1	10	0	0	0	0
2020	9	39	7	46	3.5-11	4	0	0	0	2
TOTAL	22	66	21	87	4.5-12	14	0	0	0	2

HAMILTON'S SEASON HIGHS

Tackles: 8 (2x), vs. Clemson
Tackles-for-Loss: 2.0, at Georgia Tech
Forced Fumbles: N/A
Fumble Recoveries: N/A
Interceptions: N/A
INT Return Yards: N/A
Pass Breakups: 1 (4x), MR at Boston College
Quarterback Hurries: 1 (2x), MR vs. Florida State

HAMILTON'S CAREER HIGHS

Tackles: 8 (3x), MR vs. Clemson (2020)
Tackles-for-Loss: 2.0, at Georgia Tech (2020)
Forced Fumbles: N/A
Fumble Recoveries: N/A
Interceptions: 1 (4x), MR vs. Boston College (2019)
INT Return Yards: 34, vs. New Mexico (2019)
Pass Breakups: 2, at Louisville (2019)
Quarterback Hurries: 1 (2x), MR vs. Florida State (2020)



CAM HART

#5

Cornerback | 6-2 1/2 | 207 | Sophomore

Baltimore, MD | Good Counsel


HART'S CAREER STATS

TACKLES	g	ua	a	total	tfl	pd	ff	fr	blk	qbh
2019	3	0	0	0	0.0-0	0	0	0	0	0
2020	7	2	1	3	0.0-0	2	0	0	0	0
TOTAL	10	2	1	3	0.0-0	2	0	0	0	0

HART'S SEASON HIGHS

Tackles: 1 (3x), MR at Georgia Tech**Forced Fumbles:** N/A**Fumble Recoveries:** N/A**Interceptions:** N/A**INT Return Yards:** N/A**Pass Breakups:** 2, vs. USF

HART'S CAREER HIGHS

Tackles: 1 (3x), MR at Georgia Tech (2020)**Forced Fumbles:** N/A**Fumble Recoveries:** N/A**Interceptions:** N/A**INT Return Yards:** N/A**Pass Breakups:** 2, vs. USF (2020)

KURT HINISH

#41

Defensive Line | 6-1 3/4 | 296 | Senior

Pittsburgh, PA | Central Catholic

HINISH'S CAREER STATS

TACKLES	g	ua	a	total	tfl	pd	ff	fr	blk	qbh
2017	12	1	7	8	0.5-1	0	0	0	0	1
2018	13	6	7	13	2.0-14	0	0	0	0	0
2019	13	7	8	15	4.5-12	0	1	0	0	1
2020	10	12	3	15	7.0-20	0	0	0	0	1
TOTAL	48	26	25	51	14.0-47	0	1	0	0	3

SACKS

	g	ua	a	total	yards
2017	12	0	0	0.0	0
2018	13	1	1	1.5	12
2019	13	1	2	2.0	9
2020	10	2	0	2.0	6
TOTAL	48	4	3	5.5	27

HINISH'S SEASON HIGHS

Tackles: 3 (2x), MR at North Carolina**Tackles-for-Loss:** 2.0 (2x), MR at Boston College**Sacks:** 1.0 (2x), MR at Boston College**Forced Fumbles:** N/A**Fumble Recoveries:** N/A

HINISH'S CAREER HIGHS

Tackles: 3 (6x), MR vs. North Carolina (2020)**Tackles-for-Loss:** 2.0 (2x), MR at Boston College (2020)**Sacks:** 1.5, vs. Syracuse (2018)**Forced Fumbles:** 1, vs. Southern Cal (2019)**Fumble Recoveries:** N/A

DAELIN HAYES

#9

Defensive Line | 6-3 3/4 | 258 | Graduate Student

Belleville, MI | Skyline

HAYES' CAREER STATS

TACKLES	g	ua	a	total	tfl	pd	ff	fr	blk	qbh
2016	12	5	6	11	0.0-0	1	1	0	0	0
2017	13	17	13	30	6.5-27	1	0	2	0	4
2018	12	15	16	31	5.0-21	1	0	1	0	6
2019	4	5	1	6	3.0-11	0	0	1	0	0
2020	10	12	5	17	6.0-32	2	2	1	0	3
TOTAL	51	54	41	95	20.5-91	5	3	5	0	13

SACKS

	g	ua	a	total	yards
2016	12	0	0	0.0	0
2017	13	3	0	3.0	18
2018	12	1	2	2.0	15
2019	4	1	0	1.0	7
2020	10	3	0	3.0	19
TOTAL	51	8	2	9.0	59

HAYES' SEASON HIGHS

Tackles: 5, at Georgia Tech**Tackles-for-Loss:** 2.0 (2x), MR vs. Clemson**Sacks:** 2.0, at Georgia Tech**Forced Fumbles:** 2, at Georgia Tech**Fumble Recoveries:** 1, at Boston College**Quarterback Hurries:** 1 (3x), MR at Georgia Tech**Interceptions:** 1, vs. Syracuse**INT Return Yards:** 13, vs. Syracuse

HAYES' CAREER HIGHS

Tackles: 7, at Wake Forest (2018)**Tackles-for-Loss:** 2.0 (4x), MR vs. Clemson (2020)**Sacks:** 2.0, at Georgia Tech (2020)**Forced Fumbles:** 2, at Georgia Tech (2020)**Fumble Recoveries:** 1 (5x), MR at Boston College (2020)**Quarterback Hurries:** 2, vs. Vanderbilt (2018)**Interceptions:** 1, vs. Syracuse (2020)**INT Return Yards:** 13, vs. Syracuse (2020)

LAWRENCE KEYS III

#13

Wide Receiver | 5-10 3/8 | 173 | Junior

New Orleans, LA | McDonogh 35

KEYS' CAREER STATS

RUSHING	g	att	yards	td	long	avg/c	avg/g
2019	12	6	45	0	15	7.5	3.8
2020	7	0	0	0	0	0.0	0.0
TOTAL	19	6	45	0	15	7.5	2.4

RECEIVING

	g	rec	yards	td	long	rec/g	avg/c	avg/g
2019	12	13	134	0	28	1.1	10.3	11.2
2020	7	4	31	0	16	0.6	7.8	4.4
TOTAL	19	17	165	0	28	0.9	9.7	8.7

PUNT RETURNS

	g	no.	yards	td	long	avg/r	avg/g
2019	12	1	6	0	6	6.0	0.5
2020	7	2	-3	0	3	-1.5	-0.4
TOTAL	19	3	3	0	6	1.0	0.2

KEYS' SEASON HIGHS

Receptions: 2, at Boston College**Receiving Yards:** 26, at Boston College**Long Reception:** 16, at Boston College**Receiving TDs:** N/A**Rushes:** N/A**Rushing Yards:** N/A**Long Rush:** N/A**Rushing TDs:** N/A**Punt Returns:** 1 (2x), MR vs. Florida State**Punt Return Yards:** 3, vs. Duke**Punt Return TDs:** N/A

KEYS' CAREER HIGHS

Receptions: 3, at Georgia (2019)**Receiving Yards:** 35, at Georgia (2019)**Long Reception:** 28, at Georgia (2019)**Receiving TDs:** N/A**Rushes:** 2 (2x), MR at Duke (2019)**Rushing Yards:** 20, at Duke (2019)**Long Rush:** 15, at Duke (2019)**Rushing TDs:** N/A**Punt Returns:** 1 (3x), MR vs. Florida State (2020)**Punt Return Yards:** 6, vs. Boston College (2019)**Punt Return TDs:** N/A



JACK KISER

#24

Linebacker | 6-1 5/8 | 2227 | Sophomore

Royal Center, IN | Pioneer

KISER'S CAREER STATS

TACKLES	g	ua	a	total	tfl	pd	ff	fr	blk	qbh
2019	4	0	0	0	0.0-0	0	0	0	0	0
2020	9	16	4	20	3.0-5	1	0	0	0	1
TOTAL	13	16	4	20	3.0-5	1	0	0	0	1

KISER'S SEASON HIGHS

Tackles: 8, vs. USF

Tackles-for-Loss: 2.0, vs. USF

Sacks: N/A

Forced Fumbles: N/A

Fumble Recoveries: N/A

Interceptions: 1, at Boston College

INT Return Yards: 2, at Boston College

KISER'S CAREER HIGHS

Tackles: 8, vs. USF (2020)

Tackles-for-Loss: 2.0, vs. USF (2020)

Sacks: N/A

Forced Fumbles: N/A

Fumble Recoveries: N/A

Interceptions: 1, at Boston College (2020)

INT Return Yards: 2, at Boston College (2020)



CLARENCE LEWIS

#26

Corner Back | 6-1 | 180 | Freshman

Edison, NJ | Mater Dei

LEWIS' CAREER STATS

TACKLES	g	ua	a	total	tfl	pd	ff	fr	blk	qbh
2020	10	24	3	27	1.0-3	6	1	0	0	0
TOTAL	10	24	3	27	1.0-3	6	1	0	0	0

LEWIS' SEASON HIGHS

Tackles: 12, vs. Syracuse

Tackles-for-Loss: 1.0, vs. USF

Forced Fumbles: 1, vs. Syracuse

Fumble Recoveries: N/A

Interceptions: N/A

INT Return Yards: N/A

Pass Breakups: 3, vs. USF

LEWIS' CAREER HIGHS

Tackles: 12, vs. Syracuse (2020)

Tackles-for-Loss: 1.0, vs. USF (2020)

Forced Fumbles: 1, vs. Syracuse (2020)

Fumble Recoveries: N/A

Interceptions: N/A

INT Return Yards: N/A

Pass Breakups: 3, vs. USF (2020)



JACOB LACEY

#54

Defensive Line | 6-1 5/8 | 293 | Sophomore

Bowling Green, KY | South Warren

LACEY'S CAREER STATS

TACKLES	g	ua	a	total	tfl	pd	ff	fr	blk	qbh
2019	11	7	7	14	1.5-3	0	0	0	0	1
2020	9	1	3	4	1.0-2	1	0	0	0	0
TOTAL	20	8	10	18	2.5-5	1	0	0	0	1

SACKS

SACKS	g	ua	a	total	yards
2019	11	0	1	0.5	2
2020	9	0	0	0.0	0
TOTAL	20	0	1	0.5	2

LACEY'S SEASON HIGHS

Tackles: 1 (4x), MR at Pitt

Tackles-for-Loss: 0.5 (2x), MR vs. USF

Sacks: N/A

Forced Fumbles: N/A

Fumble Recoveries: N/A

LACEY'S CAREER HIGHS

Tackles: 4, vs. Navy (2019)

Tackles-for-Loss: 1.5, vs. Virginia (2019)

Sacks: 0.5, vs. Virginia (2019)

Forced Fumbles: N/A

Fumble Recoveries: N/A



BRADEN LENZY

#0

Wide Receiver | 5-11 3/8 | 181 | Junior

Tigard, OR | Tigard Senior

LENZY'S CAREER STATS

RUSHING	g	att	yards	td	long	avg/c	avg/g
2018	0	0	0	0	0	0.0	0.0
2019	9	13	200	2	61	15.4	22.2
2020	6	3	8	0	3	2.7	1.3
TOTAL	15	16	208	2	61	13.0	13.9

TOTAL OFFENSE

TOTAL OFFENSE	g	rush	pass	total	avg/g
2018	0	0	0	0	0.0
2019	9	200	0	200	22.2
2020	6	8	0	8	1.3
TOTAL	15	208	0	208	13.9

RECEIVING

RECEIVING	g	rec	yards	td	long	rec/g	avg/c	avg/g
2018	0	0	0	0	0	0.0	0.0	0.0
2019	9	11	254	2	70	1.2	23.1	28.2
2020	6	7	63	1	22	1.2	9.0	10.5
TOTAL	15	18	317	3	70	1.2	17.6	21.1

LENZY'S SEASON HIGHS

Receptions: 3 (2x), MR vs. Florida State

Receiving Yards: 34, vs. USF

Long Reception: 22, vs. USF

Receiving TDs: 1, vs. Florida State

Rushes: 2, vs. Florida State

Rushing Yards: 5, vs. Florida State

Long Rush: 3 (2x), MR vs. Florida State

Rushing TDs: N/A

LENZY'S CAREER HIGHS

Receptions: 3 (2x), MR vs. Florida State (2020)

Receiving Yards: 87, vs. Navy (2019)

Long Reception: 70, vs. Navy (2019)

Receiving TDs: 2 (2x), MR vs. Navy (2019)

Rushes: 4, at Stanford (2019)

Rushing Yards: 61, vs. Boston College (2019)

Long Rush: 61, vs. Boston College (2019)

Rushing TDs: 1 (2x), MR vs. Boston College (2019)



JACK LAMB

#31

Linebacker | 6-3 3/4 | 230 | Junior

Temecula, CA | Great Oak

LAMB'S CAREER STATS

TACKLES	g	ua	a	total	tfl	pd	ff	fr	blk	qbh
2018	0	0	0	0	0.0-0	0	0	0	0	0
2019	8	4	3	7	2.0-11	0	1	1	0	0
2020	10	10	2	12	0.0-0	0	0	0	0	2
TOTAL	18	14	5	19	2.0-11	0	1	1	0	2

SACKS

SACKS	g	ua	a	total	yards
2018	0	0	0	0.0	0
2019	8	1	0	1.0	7
2020	10	0	0	0.0	0
TOTAL	18	1	0	1.0	7

LAMB'S SEASON HIGHS

Tackles: 4, vs. Clemson

Tackles-for-Loss: N/A

Sacks: N/A

Forced Fumbles: N/A

Fumble Recoveries: N/A

LAMB'S CAREER HIGHS

Tackles: 4, vs. Clemson (2020)

Tackles-for-Loss: 1.0 (2x), MR at Michigan (2019)

Sacks: 1.0, at Michigan (2019)

Forced Fumbles: 1, at Michigan (2019)

Fumble Recoveries: 1, at Louisville (2019)



MARIST LIUFAU

#35

Linebacker | 6-2 1/4 | 226 | Sophomore
Kalhi, HI | Punahou

LIUFAU'S CAREER STATS

TACKLES	g	ua	a	total	tfl	pd	ff	fr	blk	qbh
2019	4	0	0	0	0.0-0	0	0	0	0	0
2020	8	3	7	10	0.5-1	0	0	1	0	1
TOTAL	12	3	7	10	0.5-1	0	0	1	0	1

LIUFAU'S SEASON HIGHS

Tackles: 5, at North Carolina
Tackles-for-Loss: 0.5, at North Carolina
Sacks: 0.5, at North Carolina
Forced Fumbles: N/A
Fumble Recoveries: 1, vs. Syracuse

LIUFAU'S CAREER HIGHS

Tackles: 5, at North Carolina (2020)
Tackles-for-Loss: 0.5, at North Carolina (2020)
Sacks: 0.5, at North Carolina (2020)
Forced Fumbles: N/A
Fumble Recoveries: 1, vs. Syracuse (2020)



JAVON MCKINLEY

#88

Wide Receiver | 6-2 | 215 | Graduate Student
Corona, CA | Centennial

MCKINLEY'S CAREER STATS

RECEIVING	g	rec	yards	td	long	rec/g	avg/c	avg/g
2018	4	0	0	0	0	0.0	0.0	0.0
2019	9	11	268	4	65	1.2	24.4	29.8
2020	10	37	660	3	53	3.7	17.8	66.0
TOTAL	23	48	928	7	65	2.1	19.3	40.3

MCKINLEY'S CAREER HIGHS


RUSHING	g	att	yards	td	long	avg/c	avg/g
2018	4	0	0	0	0	0.0	0.0
2019	9	0	0	0	0	0.0	0.0
2020	10	1	15	0	15	15.0	1.5
TOTAL	23	1	15	0	15	15.0	0.7

MCKINLEY'S SEASON HIGHS

Receptions: 7, vs. Syracuse
Receiving Yards: 135, at North Carolina
Long Reception: 53, at North Carolina
Receiving TDs: 3, vs. Syracuse
Rushes: 1, vs. Louisville
Rushing Yards: 15, vs. Louisville
Long Rush: 15, vs. Louisville
Rushing TDs: N/A

MCKINLEY'S CAREER HIGHS

Receptions: 7, vs. Syracuse (2020)
Receiving Yards: 135, at North Carolina (2020)
Long Reception: 65, vs. New Mexico (2019)
Receiving TDs: 3, vs. Syracuse (2020)
Rushes: 1, vs. Louisville (2020)
Rushing Yards: 15, vs. Louisville (2020)
Long Rush: 15, vs. Louisville (2020)
Rushing TDs: N/A



MICHAEL MAYER

#87

Tight End | 6-5 | 235 | Freshman
Independence, KY | Covington Catholic

MAYER'S CAREER STATS

RECEIVING	g	rec	yards	td	long	rec/g	avg/c	avg/g
2020	10	30	337	2	29	3.0	11.2	33.7
TOTAL	10	30	337	2	29	3.0	11.2	33.7

MAYER'S SEASON HIGHS

Receptions: 5 (3x), MR vs. Syracuse
Receiving Yards: 73, at Pitt
Long Reception: 29, vs. Clemson
Receiving TDs: 1 (2x), MR at Pitt
Rushes: N/A
Rushing Yards: N/A
Long Rush: N/A
Rushing TDs: N/A

MAYER'S CAREER HIGHS

Receptions: 5 (3x), MR vs. Syracuse (2020)
Receiving Yards: 73, at Pitt (2020)
Long Reception: 29, vs. Clemson (2020)
Receiving TDs: 1 (2x), MR at Pitt (2020)
Rushes: N/A
Rushing Yards: N/A
Long Rush: N/A
Rushing TDs: N/A



RYLIE MILLS

#99

Defensive Line | 6-5 1/8 | 259 | Freshman
Lake Bluff, IL | Lake Forest

MILLS' CAREER STATS

TACKLES	g	ua	a	total	tfl	pd	ff	fr	blk	qbh
2020	7	2	4	6	2.0-8	0	0	0	0	0
TOTAL	7	2	4	6	2.0-8	0	0	0	0	0

MILLS' CAREER HIGHS


SACKS	g	ua	a	total	yards
2020	7	0	1	0.5	4
TOTAL	7	0	1	0.5	4

MILLS' SEASON HIGHS

Tackles: 2 (2x), MR at North Carolina
Tackles-for-Loss: 1.0, vs. Syracuse
Sacks: 0.5, at North Carolina
Forced Fumbles: N/A
Fumble Recoveries: N/A

MILLS' CAREER HIGHS

Tackles: 2 (2x), MR at North Carolina (2020)
Tackles-for-Loss: 1.0, vs. Syracuse (2020)
Sacks: 0.5, at North Carolina (2020)
Forced Fumbles: N/A
Fumble Recoveries: N/A



NICK MC CLOUD

#4

Corner Back | 6-0 1/2 | 192 | Graduate Student
Rock Hill, SC | South Point//NC State

MC CLOUD'S NOTRE DAME CAREER STATS

TACKLES	g	ua	a	total	tfl	pd	ff	fr	blk	qbh
2020	10	19	6	25	2.0-3	9	0	2	0	0
TOTAL	10	19	6	25	2.0-3	9	0	2	0	0

MC CLOUD'S ND CAREER HIGHS

INTERCEPTIONS	g	no.	yards	td	long	avg/r	avg/g
2020	10	1	0	0	0	0.0	0.0
TOTAL	10	1	0	0	0	0.0	0.0

MC CLOUD'S SEASON HIGHS

Tackles: 5, vs. Duke
Tackles-for-Loss: 1.0 (2x), MR vs. Clemson
Forced Fumbles: N/A
Fumble Recoveries: 2, vs. Clemson
Interceptions: 1, at Pitt
INT Return Yards: N/A
Pass Breakups: 2 (2x), MR at Boston College

MC CLOUD'S ND CAREER HIGHS

Tackles: 5, vs. Duke (2020)
Tackles-for-Loss: 1.0 (2x), MR vs. Clemson (2020)
Forced Fumbles: N/A
Fumble Recoveries: 2, vs. Clemson (2020)
Interceptions: 1, at Pitt
INT Return Yards: N/A
Pass Breakups: 2 (2x), MR at Boston College (2020)



OVIE OGHOUFO

#29

Defensive Line | 6-3 | 240 | Junior

Lathrup Village, MI | Harrison

OGHOUFO'S CAREER STATS

TACKLES	g	ua	a	total	tfl	pd	ff	fr	blk	qhb
2018	0	0	0	0	0.0-0	0	0	0	0	0
2019	9	1	11	12	1.0-4	1	0	0	0	3
2020	9	6	3	9	1.5-9	2	0	0	0	1
TOTAL	18	7	14	21	2.5-13	3	0	0	0	4

SACKS	g	ua	a	total	yards
2018	0	0	0	0.0	0
2019	9	0	2	1.0	4
2020	9	1	1	1.5	9
TOTAL	18	1	3	2.5	13

OGHOUFO'S SEASON HIGHS

Tackles: 3, at Pitt

Tackles-for-Loss: 1.0, vs. Florida State

Sacks: 1.0, vs. Florida State

Forced Fumbles: N/A

Fumble Recoveries: N/A

OGHOUFO'S CAREER HIGHS

Tackles: 3 (3x), MR at Pitt (2020)

Tackles-for-Loss: 1.0, vs. Florida State (2020)

Sacks: 1.0, vs. Florida State (2020)

Forced Fumbles: N/A

Fumble Recoveries: N/A



JEREMIAH OWUSU-KORAMOAH

#6

Linebacker | 6-1 1/2 | 215 | Senior

Hampton, VA | Bethel

OWUSU-KORAMOAH'S CAREER STATS

TACKLES	g	ua	a	total	tfl	pd	ff	fr	blk	qhb
2017	0	0	0	0	0.0-0	0	0	0	0	0
2018	2	0	0	0	0.0-0	0	0	0	0	0
2019	13	54	26	80	13.5-59	4	2	2	0	3
2020	10	32	17	49	9.0-35	4	3	2	0	2
TOTAL	25	86	43	129	22.5-94	8	5	4	0	5

SACKS	g	ua	a	total	yards
2017	0	0	0	0.0	0
2018	2	0	0	0.0	0
2019	13	5	1	5.5	34
2020	10	1	1	1.5	11
TOTAL	25	6	2	7.0	45

INTERCEPTIONS	g	no.	yards	td	long	avg/r	avg/g
2017	0	0	0	0	0	0.0	0.0
2018	2	0	0	0	0	0.0	0.0
2019	13	0	0	0	0	0.0	0.0
2020	10	1	0	0	0	0.0	0.0
TOTAL	25	1	0	0	0	0.0	0.0

OWUSU-KORAMOAH'S SEASON HIGHS

Tackles: 9 (3x), MR at North Carolina

Tackles-for-Loss: 2.5, vs. Clemson

Sacks: 1.0, vs. Duke

Forced Fumbles: 1 (3x), MR vs. Syracuse

Fumble Recoveries: 1 (2x), MR vs. Syracuse

Quarterback Hurries: 1 (2x), MR at Pitt

Interceptions: 1, at Pitt

INT Return Yards: N/A

OWUSU-KORAMOAH'S CAREER HIGHS

Tackles: 9 (6x), MR at North Carolina (2020)

Tackles-for-Loss: 4.0, vs. Iowa State (2019)

Sacks: 3.0, vs. Iowa State (2019)

Forced Fumbles: 1 (5x), MR vs. Syracuse (2020)

Fumble Recoveries: 1 (4x), MR vs. Syracuse (2020)

Quarterback Hurries: 1 (5x), MR at Pitt (2020)

Interceptions: 1, at Pitt

INT Return Yards: N/A



ADETOKUNBO OGUNDEJI

#91

Defensive Line | 6-3 3/8 | 268 | Graduate Student

West Bloomfield, MI | Walled Lake Central

OGUNDEJI'S CAREER STATS

TACKLES	g	ua	a	total	tfl	pd	ff	fr	blk	qhb
2017	5	0	0	0	0.0-0	0	0	0	0	0
2018	13	12	11	23	3.0-14	1	2	0	0	2
2019	13	17	17	34	7.0-31	0	3	1	0	5
2020	10	14	6	20	5.5-23	0	1	1	0	6
TOTAL	41	43	34	77	15.5-68	1	6	2	0	13

SACKS	g	ua	a	total	yards
2017	5	0	0	0.0	0
2018	13	1	1	1.5	8
2019	13	4	1	4.5	24
2020	10	5	1	5.5	23
TOTAL	41	10	3	11.5	55

OGUNDEJI'S SEASON HIGHS

Tackles: 4 (2x), MR at Georgia Tech

Tackles-for-Loss: 2.0 (2x), MR at North Carolina

Sacks: 2.0 (2x), MR at North Carolina

Forced Fumbles: 1, vs. Syracuse

Fumble Recoveries: 1, vs. Duke

OGUNDEJI'S CAREER HIGHS

Tackles: 6 (2x), MR at Stanford (2019)

Tackles-for-Loss: 3.0 vs. Boston College (2019)

Sacks: 2.0 (3x), MR at North Carolina (2020)

Forced Fumbles: 1 (6x), MR vs. Syracuse (2020)

Fumble Recoveries: 1 (2x), MR vs. Duke (2020)



ISAIAH PRYOR

#10

Safety | 6-1 1/2 | 199 | Graduate Student

Lawrenceville, GA | Archer//Ohio State

PRYOR'S NOTRE DAME CAREER STATS

TACKLES	g	ua	a	total	tfl	pd	ff	fr	blk	qhb
2020	10	8	0	8	1.0-7	0	1	0	0	1
TOTAL	10	8	0	8	1.0-7	0	1	0	0	1

SACKS	g	ua	a	total	yards
2020	10	1	0	1.0	7
TOTAL	10	1	0	1.0	7

PRYOR'S SEASON HIGHS

Tackles: 3, at Boston College

Tackles-for-Loss: 1.0, at Pitt

Forced Fumbles: 1, at Pitt

Fumble Recoveries: N/A

Interceptions: N/A

INT Return Yards: N/A

Pass Breakups: N/A

PRYOR'S ND CAREER HIGHS

Tackles: 3, at Boston College

Tackles-for-Loss: 1.0, at Pitt (2020)


Forced Fumbles: 1, at Pitt (2020)

Fumble Recoveries: N/A

Interceptions: N/A

INT Return Yards: N/A

Pass Breakups: N/A

**MATT SALERNO**

#32

Wide Receiver | 6-0 5/8 | 196 | Junior
Valencia, CA | Crespi Carmelite**SALERNO'S NOTRE DAME CAREER STATS**

PUNT RETURNS	g	no.	yards	td	long	avg/r	avg/g
2019	1	0	0	0	0	0.0	0.0
2020	9	9	45	0	13	5.0	5.0
TOTAL	10	9	45	0	13	5.0	4.5

SALERNO'S SEASON HIGHS

Punt Returns: 2 (3x), MR vs. Syracuse
Punt Return Yards: 12 (2x), MR vs. Syracuse
Punt Return TDs: N/A
Long Return: 13, vs. Syracuse

SALERNO'S CAREER HIGHS

Punt Returns: 2 (3x), MR vs. Syracuse (2020)
Punt Return Yards: 12 (2x), MR vs. Syracuse (2020)
Punt Return TDs: N/A
Long Return: 13, vs. Syracuse (2020)

**SHAYNE SIMON**

#33

Linebacker | 6-2 3/4 | 230 | Junior
West Orange, NJ | St. Peter's Prep**SIMON'S CAREER STATS**

TACKLES	g	ua	a	total	tfl	pd	ff	fr	blk	qbh
2018	9	2	2	4	0.5-2	1	0	0	0	0
2019	11	2	7	9	1.5-2	0	0	0	0	1
2020	9	9	4	13	1.0-1	3	0	0	0	1
TOTAL	29	13	13	26	3.0-5	4	0	0	0	2

SIMON'S SEASON HIGHS

Tackles: 4, vs. Clemson
Tackles-for-Loss: 1.0, vs. Clemson
Sacks: N/A
Forced Fumbles: N/A
Fumble Recoveries: N/A
Quarterback Hurries: 1, at Pitt

SIMON'S CAREER HIGHS

Tackles: 4 (2x), MR vs. Clemson (2020)
Tackles-for-Loss: 1.5 vs. Bowling Green (2019)
Sacks: N/A
Forced Fumbles: N/A
Fumble Recoveries: N/A
Quarterback Hurries: 1 (2x), MR at Pitt (2020)

**BEN SKOWRONEK**

#11

Wide Receiver | 6-2 7/8 | 220 | Graduate Student
Ft. Wayne, IN | Homestead//Northwestern**SKOWRONEK'S NOTRE DAME CAREER STATS**

RECEIVING	g	rec	yards	td	long	rec/g	avg/c	avg/g
2020	8	21	344	5	73	2.6	16.4	43.0
TOTAL	8	21	344	5	73	2.6	16.4	43.0

RUSHING	g	att	yards	td	long	avg/c	avg/g
2020	8	1	13	1	13	13.0	1.6
TOTAL	8	1	13	1	13	13.0	1.6

SKOWRONEK'S SEASON HIGHS

Receptions: 5, at Boston College
Receiving Yards: 107, at Pitt
Long Reception: 73, at Pitt
Receiving TDs: 3, at Boston College
Rushes: 1, at North Carolina
Rushing Yards: 13, at North Carolina
Long Rush: 13, at North Carolina
Rushing TDs: 1, at North Carolina

SKOWRONEK'S ND CAREER HIGHS

Receptions: 5, at Boston College (2020)
Receiving Yards: 107, at Pitt (2020)
Long Reception: 73, at Pitt (2020)
Receiving TDs: 3, at Boston College (2020)
Rushes: 1, at North Carolina (2020)
Rushing Yards: 13, at North Carolina (2020)
Long Rush: 13, at North Carolina (2020)
Rushing TDs: 1, at North Carolina (2020)

**MYRON TAGOVALLOA-AMOSA**

#95

Defensive Line | 6-2 1/2 | 282 | Senior
Ewa Beach, HI | Kapole**TAGOVALLOA-AMOSA'S CAREER STATS**

TACKLES	g	ua	a	total	tfl	pd	ff	fr	blk	qbh
2017	13	7	5	12	1.5-6	0	0	0	0	0
2018	2	0	2	2	0.5-1	0	0	0	0	0
2019	12	13	9	22	2.5-5	1	0	1	0	6
2020	9	11	5	16	5.5-19	0	1	2	0	2
TOTAL	36	31	21	52	10.0-31	1	1	3	0	8

SACKS

SACKS	g	ua	a	total	yards
2017	13	0	0	0.0	0
2018	2	0	0	0.0	0
2019	12	0	1	0.5	1
2020	9	2	1	2.5	10
TOTAL	36	2	2	3.0	11

TAGOVALLOA-AMOSA'S SEASON HIGHS

Tackles: 4, vs. Duke
Tackles-for-Loss: 1.0 (5x), MR vs. Syracuse
Sacks: 1.0 (2x), MR vs. Syracuse
Forced Fumbles: 1, vs. Syracuse
Fumble Recoveries: 1 (2x), MR vs. Syracuse

TAGOVALLOA-AMOSA'S CAREER HIGHS

Tackles: 4 (2x), MR vs. Duke (2020)
Tackles-for-Loss: 1.0 (8x), MR vs. Syracuse (2020)
Sacks: 1.0 (2x), MR vs. Syracuse (2020)
Forced Fumbles: 1, vs. Syracuse (2020)
Fumble Recoveries: 1 (3x), MR vs. Syracuse (2020)

**GEORGE TAKACS**

#85

Tight End | 6-6 | 245 | Junior
Naples, FL | Gulf Coast**TAKACS' CAREER STATS**

RECEIVING	g	rec	yards	td	long	rec/g	avg/c	avg/g
2019	6	2	12	1	10	0.3	6.0	2.0
2020	9	2	20	0	13	0.2	10.0	2.2
TOTAL	15	4	32	1	13	0.3	8.0	2.1

TAKACS' SEASON HIGHS

Receptions: 1 (2x), MR at North Carolina
Receiving Yards: 13, at North Carolina
Long Reception: 13, at North Carolina
Receiving TDs: N/A
Rushes: N/A
Rushing Yards: N/A
Long Rush: N/A
Rushing TDs: N/A

TAKACS' CAREER HIGHS

Receptions: 1 (4x), MR at North Carolina (2020)
Receiving Yards: 13, at North Carolina (2020)
Long Reception: 13, at North Carolina (2020)
Receiving TDs: 1, at Duke (2019)
Rushes: N/A
Rushing Yards: N/A
Long Rush: N/A
Rushing TDs: N/A



TOMMY TREMBLE

#24

Tight End | 6-4 | 248 | Junior

Johns Creek, GA | Wesleyan

TREMBLE'S CAREER STATS

RECEIVING	g	rec	yards	td	long	rec/g	avg/c	avg/g
2018	0	0	0	0	0	0.0	0.0	0.0
2019	13	16	183	4	29	1.2	11.4	14.1
2020	10	17	177	0	27	1.7	10.4	17.7
TOTAL	23	33	360	4	29	1.4	10.9	15.7

RUSHING	g	att	yards	td	long	avg/c	avg/g
2018	0	0	0	0	0	0.0	0.0
2019	13	0	0	0	0	0.0	0.0
2020	10	1	4	0	4	4.0	0.4
TOTAL	23	1	4	0	4	4.0	0.2

TREMBLE'S SEASON HIGHS

Receptions: 5, vs. Duke
Receiving Yards: 61, vs. USF
Long Reception: 27, vs. USF
Receiving TDs: N/A
Rushes: 1, vs. USF
Rushing Yards: 4, vs. USF
Longest Rush: 4, vs. USF
Rushing TDs: N/A

TREMBLE'S CAREER HIGHS

Receptions: 5, vs. Duke (2020)
Receiving Yards: 61, at USF (2020)
Long Reception: 29, vs. New Mexico (2019)
Receiving TDs: 1 (4x), MR at Stanford (2019)
Rushes: 1, vs. USF (2020)
Rushing Yards: 4, vs. USF (2020)
Longest Rush: 4, vs. USF (2020)
Rushing TDs: N/A



CHRIS TYREE

#25

Running Back | 5-9 1/2 | 179 | Freshman

Chester, VA | Thomas Dale

TYREE'S CAREER STATS

RUSHING	g	att	yards	td	long	avg/c	avg/g
2020	10	67	459	3	94	6.9	45.9
TOTAL	10	67	459	3	94	6.9	45.9

RECEIVING	g	rec	yards	td	long	rec/g	avg/c
2020	10	3	21	0	12	0.3	7.0
TOTAL	10	3	21	0	12	0.3	7.0

KICK RETURNS	g	no.	yards	td	long	avg/r	avg/g
2020	10	19	411	0	38	21.6	41.1
TOTAL	10	19	411	0	38	21.6	41.1

TYREE'S SEASON HIGHS

Rushes: 17, at Boston College
Rushing Yards: 109, vs. Syracuse
Longest Rush: 94, vs. Syracuse
Rushing TDs: 1 (3x), MR vs. Syracuse
Receptions: 2, vs. Louisville
Receiving Yards: 15, vs. Louisville
Long Reception: 12, vs. Louisville
Receiving TDs: N/A
Kickoff Returns: 4 (2x), MR at Boston College
Kickoff Return Yards: 90, vs. Duke
Kickoff Return TDs: N/A

TYREE'S CAREER HIGHS

Rushes: 17, at Boston College (2020)
Rushing Yards: 109, vs. Syracuse (2020)
Longest Rush: 94, vs. Syracuse (2020)
Rushing TDs: 1 (3x), MR vs. Syracuse (2020)
Receptions: 2, vs. Louisville (2020)
Receiving Yards: 15, vs. Louisville (2020)
Long Reception: 12, vs. Louisville (2020)
Receiving TDs: N/A
Kickoff Returns: 4 (2x), MR at Boston College (2020)
Kickoff Return Yards: 90, vs. Duke (2020)
Kickoff Return TDs: N/A



DREW WHITE

#40

Linebacker | 6-0 1/4 | 227 | Senior

Boca Raton, FL | St. Thomas Aquinas

WHITE'S CAREER STATS

TACKLES	g	ua	a	total	tfl	pd	ff	fr	blk	qbh
2018	4	2	6	8	0.0-0	0	0	0	0	0
2019	13	48	32	80	8.0-17	1	0	2	0	2
2020	10	25	21	46	8.0-22	2	0	0	0	2
TOTAL	27	75	59	134	16.0-39	3	0	2	0	4

SACKS	g	ua	a	total	yards
2018	4	0	0	0.0	0
2019	13	2	0	2.0	3
2020	10	0	1	0.5	4
TOTAL	27	2	1	2.5	7

WHITE'S SEASON HIGHS

Tackles: 9, vs. Clemson
Tackle-for-Loss: 2.0, at North Carolina
Sacks: N/A
Forced Fumbles: N/A
Fumble Recoveries: N/A

WHITE'S CAREER HIGHS

Tackles: 11, vs. Michigan (2019)
Tackle-for-Loss: 2.0 (3x), MR at North Carolina (2020)
Sacks: 1.0 (2x), MR at Duke (2019)
Forced Fumbles: N/A
Fumble Recoveries: 1 (2x), MR vs. Boston College (2019)



JOE WILKINS JR.

#18

Wide Receiver | 6-1 1/2 | 190 | Junior

North Fort Myers, FL | North Fort Myers

WILKINS JR'S CAREER STATS

RECEIVING	g	rec	yards	td	long	rec/g	avg/c	avg/g
2018	2	0	0	0	0	0.0	0.0	0.0
2019	5	0	0	0	0	0.0	0.0	0.0
2020	10	7	63	1	15	0.7	9.0	6.3
TOTAL	17	7	63	1	15	0.4	9.0	3.7

WILKINS JR'S SEASON HIGHS

Receptions: 4, vs. Duke
Receiving Yards: 39, vs. Duke
Long Reception: 15, vs. Duke
Receiving TDs: 1, at Georgia Tech
Rushes: N/A
Rushing Yards: N/A
Longest Rush: N/A
Rushing TDs: N/A

WILKINS JR'S CAREER HIGHS

Receptions: 4, vs. Duke (2020)
Receiving Yards: 39, vs. Duke (2020)
Long Reception: 15, vs. Duke (2020)
Receiving TDs: 1, at Georgia Tech (2020)
Rushes: N/A
Rushing Yards: N/A
Longest Rush: N/A
Rushing TDs: N/A



KYREN WILLIAMS

#23

Running Back | 5-9 1/2 | 179 | Sophomore

Chester, VA | Thomas Dale

WILLIAMS' CAREER STATS

RUSHING	g	att	yards	td	long	avg/c	avg/g
2019	4	4	26	0	14	6.5	6.5
2020	10	180	1011	12	65	5.6	101.1
TOTAL	14	184	1037	12	65	5.6	74.1

TOTAL OFFENSE	g	rush	pass	total	avg/g
2019	4	26	0	26	6.5
2020	10	1011	0	1011	101.1
TOTAL	14	1037	0	1037	74.1

RECEIVING	g	rec	yards	td	long	rec/g	avg/c	avg/g
2019	4	1	3	0	3	0.2	3.0	0.8
2020	10	24	268	1	75	2.4	11.2	26.8
TOTAL	14	25	271	1	75	1.8	10.8	19.4

SCORING	g	td	rush	rcv	ret	pat	2pat	fg	total	avg/g
2019	4	0	0	0	0	0	0	0	0	0.0
2020	10	13	12	1	0	0	0	0	78	7.8
TOTAL	14	13	12	1	0	0	0	0	78	5.6

WILLIAMS' SEASON HIGHS

Rushes: 25, vs. Louisville**Rushing Yards:** 185, vs. Florida State**Longest Rush:** 65, vs. Florida State**Rushing TDs:** 3, vs. Clemson**Receptions:** 4 [2x], MR at North Carolina**Receiving Yards:** 93, vs. Duke**Long Reception:** 75, vs. Duke**Receiving TDs:** 1, at North Carolina

WILLIAMS' CAREER HIGHS

Rushes: 25, vs. Louisville [2020]**Rushing Yards:** 185, vs. Florida State [2020]**Longest Rush:** 65, vs. Florida State [2020]**Rushing TDs:** 3, vs. Clemson [2020]**Receptions:** 4 [2x], MR at North Carolina [2020]**Receiving Yards:** 93, vs. Duke [2020]**Long Reception:** 75, vs. Duke [2020]**Receiving TDs:** 1, at North Carolina [2020]

BROCK WRIGHT

#89

Tight End | 6-4 1/2 | 255 | Senior

Cypress, TX | Cy-Fair

WRIGHT'S CAREER STATS

RECEIVING	g	rec	yards	td	long	rec/g	avg/c	avg/g
2017	11	0	0	0	0	0.0	0.0	0.0
2018	12	2	12	1	9	0.2	6.0	1.0
2019	13	2	45	0	40	0.2	22.5	3.5
2020	10	3	21	0	11	0.3	7.0	2.1
TOTAL	46	7	78	1	40	0.2	11.1	1.7

WRIGHT'S SEASON HIGHS

Receptions: 2, vs. Florida State**Receiving Yards:** 11, at Georgia Tech**Long Reception:** 11, at Georgia Tech**Receiving TDs:** N/A**Rushes:** N/A**Rushing Yards:** N/A**Longest Rush:** N/A**Rushing TDs:** N/A

WRIGHT'S CAREER HIGHS

Receptions: 2, vs. Florida State [2020]**Receiving Yards:** 40, vs. Bowling Green [2019]**Long Reception:** 40, vs. Bowling Green [2019]**Receiving TDs:** 1, at Wake Forest [2018]**Rushes:** N/A**Rushing Yards:** N/A**Longest Rush:** N/A**Rushing TDs:** N/A