



NOTRE DAME

HOCKEY

FIGHTING IRISH MEDIA

Director Athletics Communications	
Dan Colleran	dcollera@nd.edu
	574-339-9810 (cell)

GAME 30

NO. 4 NOTRE DAME VS. NO. 1 BOSTON COLLEGE

MARCH 27

SERIES INFORMATION

Game 30	Saturday, March 29 (1 p.m. ET) NCAA Northeast Regional	Times Union Center Albany, New York
Records	Notre Dame Fighting Irish 14-13-2	Boston College Eagles 17-5-1
TV & Streaming	TV: ESPNNews & WatchESPN	PxP: Kevin Brown Analyst: Sean Ritchlin
Radio/Audio Coverage	94.3 FM (South Bend) & UND.com	Darin Pritchett

THE SERIES

All-Time	BC, 23-20-3	Last: BC, 6-1 Dec. 8, 2019 Notre Dame, Indiana Compton Family Ice Arena
Neutral	BC, 3-2-1	Last: BC, 4-3 Jan. 4, 2014 Boston, Massachusetts Fenway Park

COUNTDOWN TO PUCK DROP

530	Head coach Jeff Jackson has 530 career wins, which ranks second among active NCAA Division I head coaches, spanning six seasons at Lake Superior State and 15+ seasons at Notre Dame. Jackson's win total ranks 11th all-time (John MacInnes ranks 10th with 555 career wins).
146	Senior Matt Hellickson has played 146 consecutive games, dating back to the first game of his freshman season. The 146 games played are the most by any active Big Ten player.
23	Freshman forward Landon Slaggert became the 23rd Irish player to take part in the World Junior Championship and he went on to earn a gold medal with the 2021 U.S. National Junior Team as Team USA posted a 2-0 victory in the gold-medal game (Jan. 5).
21	A league-high 21 Notre Dame players earned Academic All-Big Ten honors the conference announced on Wednesday afternoon (March 17). With freshman ineligible per Big Ten rules, it means each eligible Notre Dame player earned the honor this season.
15	Fifteen sets of brothers have now suited up for the Irish, including current players Cam Burke (brother Cal graduated in 2020), Matt and Alex Steeves , Graham and Landon Slaggert and Brady Bjork (brother Anders played 2014-17).
15	Junior forward Alex Steeves has 15 goals this season, which ranks tied for fifth in the country, while his 32 points rank eighth nationally heading into the NCAA Tournament.
13	As of Feb. 15, thirteen former Fighting Irish players have appeared in an NHL game this season: Anders Bjork (Boston Bruins), Ian Cole (Colorado Avalanche/Minnesota), Jake Evans (Montreal Canadiens), Steven Fogarty (Buffalo Sabres), Dennis Gilbert (Colorado Avalanche), Jordan Gross (Arizona), Vinnie Hinostroza (Florida Panthers), Anders Lee (New York Islanders), Kyle Palmieri (New Jersey Devils), Andrew Peeke (Columbus), Cal Petersen (Los Angeles Kings), Bryan Rust (Pittsburgh Penguins), Riley Sheahan (Buffalo Sabres).
8	With the most recent being the 2019 Big Ten tournament title, Notre Dame has won eight conference championships in program history - each under Jeff Jackson (three regular-season).
5	Notre Dame has an active five-straight NCAA tournament appearances streak, including Frozen Four appearances in 2017 and 2018, which is the longest streak in program history and is the second-longest active streak in the NCAA. The Irish have also appeared in eight of the last 11 NCAA Tournaments (due to the COVID-19 pandemic, the 2020 NCAA tournament did not take place and all appearance streaks remain intact).

2020-21 SCHEDULE (14-13-2)

Date	ND Rk	Opp Rk	Opponent	Location	TV	Time/Score
Nov. 13	20/RV	RV/RV	Wisconsin	Notre Dame, Ind.	NBCSN	L, 2-0
Nov. 14	20/RV	RV/RV	Wisconsin	Notre Dame, Ind.	NHLN*	L, 5-3
Nov. 27	RV/--	4/3	at Michigan	Ann Arbor, Mich.	BTN+	W, 3-2
Nov. 28	RV/--	4/3	at Michigan	Ann Arbor, Mich.	BTN+	W, 2-1
Dec. 3	16/13	20/RV	Arizona State	Notre Dame, Ind.	NHLN*	L, 6-3
Dec. 4	16/13	20/RV	Arizona State	Notre Dame, Ind.	NBCSN^	W, 5-4
Dec. 12	15/15	14/RV	Ohio State	Notre Dame, Ind.	NBCSN^	W, 3-0
Dec. 13	15/15	14/RV	Ohio State	Notre Dame, Ind.	NBCSN^	L, 3-2
Dec. 19	16/RV	RV/--	Michigan State	Notre Dame, Ind.	NBCSN^	T, 1-1
Dec. 20	16/RV	RV/--	Michigan State	Notre Dame, Ind.	RSNs*	OTL, 4-3
Jan. 9	18/RV	RV/RV	Arizona State	Notre Dame, Ind.	NHLN*	W, 5-4
Jan. 10	18/RV	RV/RV	Arizona State	Notre Dame, Ind.	NHLN*	L, 5-3
Jan. 15	RV/RV	1/1	at Minnesota	Minneapolis, Minn.	FSN	W, 3-2
Jan. 16	RV/RV	1/1	at Minnesota	Minneapolis, Minn.	FSN	W, 2-1
Jan. 21	16/RV	8/9	Michigan	Notre Dame, Ind.	RSNs	L, 5-1
Jan. 22	16/RV	8/9	Michigan	Notre Dame, Ind.	NBCSN	L, 3-1
Jan. 28	RV/RV	RV/--	at Penn State	University Park, Pa.	BTN+	OTL, 2-1
Jan. 29	RV/RV	RV/--	at Penn State	University Park, Pa.	BTN+	OTW, 3-2
Feb. 5	RV/RV	--	at Ohio State	Columbus, Ohio	BTN	W, 6-1
Feb. 6	RV/RV	--	at Ohio State	Columbus, Ohio	BTN	W, 8-1
Feb. 12	RV/RV	5/5	Minnesota	Notre Dame, Ind.	NBCSN	L, 3-0
Feb. 13	RV/RV	5/5	Minnesota	Notre Dame, Ind.	RSNs	L, 3-0
Feb. 19	RV/--	5/5	at Wisconsin	Madison, Wis.	FSW	L, 4-2
Feb. 20	RV/--	5/5	at Wisconsin	Madison, Wis.	FSW	T, 5-5
Feb. 26	RV/RV	--	at Michigan State	East Lansing, Mich.	BTN+	W, 2-0
Feb. 27	RV/RV	--	at Michigan State	East Lansing, Mich.	BTN+	W, 2-0
March 5	RV/RV	RV/--	Penn State	Notre Dame, Ind.	NBCSN	W, 5-2
March 6	RV/RV	RV/--	Penn State	Notre Dame, Ind.	RSNs	W, 7-1
March 14	RV/RV	--	Penn State#	Notre Dame, Ind.	BTN	L, 6-3
March 27	18/RV	2/3	Boston College!	Albany, N.Y.	ESPNN	1 p.m.
March 28	18/RV		SCSU or BU	Albany, N.Y.	ESP2	5:30 p.m.

All times Eastern // # - Big Ten Tournament (Compton Family Ice Arena) // ! - NCAA Albany Regional (Times Union Center)
Rankings: USCHO.com/USAHM (at time of game) // * - Also televised on NBC Sports Chicago and Philadelphia
^ - Also streamed in Canada via TSN.ca and the TSN App



UNIVERSITY INFORMATION

School	University of Notre Dame
Location	Notre Dame, IN 46556
Founded	1842
Enrollment	8,624 (undergraduate), 12,614 (total)
Nickname	Fighting Irish
Colors	Gold and Blue
Affiliation	NCAA Division I
Conference	Big Ten (B1G)
President	Rev. John I. Jenkins
Provost	Mary Lynn Miranda (since July 1, 2020)
NCAA Faculty Representative	Patricia Bellia (Harvard '91)
Athletics Director	Jack Swarbrick (Notre Dame '76)
Sr. Assoc. Athletic Director/Sport Admin.	Tom Nevala (Notre Dame '90)
Ticket Office Phone	(574) 631-7356
Home Ice (capacity)	Compton Family Ice Arena (4,850) Charles "Lefty" Smith Rink
Ice Surface	200 x 90

HOCKEY STAFF INFORMATION

Head Coach	Jeff Jackson (Michigan State '78)
Record at Notre Dame	348-219-66 (16th season)
Record Overall	530-271-91 (22nd season)
Regular Season Big Ten Record	48-35-10 (fourth season)
Associate Head Coach	Paul Pooley (Ohio State '84)
Associate Head Coach	Andy Slaggert (Notre Dame '89)
Volunteer Assistant Coach	Jack Ceglarski (SUNY-Geneseo '17)
Coordinator of Hockey Operations	Nick Seirgiej (Wisconsin-River Falls '06)
Athletic Trainer	Kevin Ricks
Equipment Specialist	Ron Grove
Strength and Conditioning Coach	Tony Rolinski
Administrative Assistant	Sue Halasz
Hockey Office Phone	(574) 631-3630

TEAM INFORMATION

2019-20 Overall Record	15-15-7
2019-20 Big Ten Record/Finish	9-9-6-4 (5th)
2019-20 Post Season	Big Ten Quarterfinals
Letter Winners Returning	20 (12 forwards, 5 defensemen, 3 goaltenders)
Letter Winners Lost	5 (3 forwards, 1 defenseman, 1 goaltender)
Newcomers	6 (4 forwards, 2 defensemen)
2020-21 Captain	Nate Clurman
2020-21 Alternate Captains	Pierce Crawford, Matt Hellickson, Colin Theisen
NCAA Appearances	10 (Last: 2019)
NCAA Frozen Four Appearances	Four (2008, 2011, 2017, 2018)
All-Americans	15 players/16 times (Last: Bobby Nardella 2019)
Academic All-Americans	Nine (Last: Peter Schneider in 2015)

NOTES
SETTING THE STAGE

- The University of Notre Dame hockey team has made the NCAA Championship field for a fifth consecutive edition of the tournament.
- The Fighting Irish will be the No. 4 seed in the Albany Regional and will take on No. 1 seed Boston College in the first round on Saturday, March 27 at 1 p.m. ET on ESPNNews.
- The Regional's other first round game will feature No. 2 seed St. Cloud State versus No. 3 seed Boston University at 6:30 p.m. ET on Saturday.
- The Regional Finals are slated for Sunday, March 28 at 5:30 p.m. ET on ESPN2.
- The games will take place at the Times Union Center, where head coach Jeff Jackson won his first NCAA title as a head coach in 1992 with Lake Superior State with a 5-3 win over Wisconsin.

IRISH NCAA TOURNEY TALK

- Notre Dame is making the 12th NCAA tournament appearance in program history, including the 11th time under head coach Jeff Jackson.
- With last season being cut short due to the COVID-19 pandemic, Notre Dame has a program-best streak of five consecutive NCAA Tournament appearances in tact.
- It is also the second-longest active NCAA appearance streak, trailing only Minnesota Duluth (6).
- The Fighting Irish advanced to a regional final for the third consecutive season in 2019, having won regional final games in 2017 and 2018 to advance to back-to-back Frozen Fours.
- Notre Dame is one of three teams to make it to the NCAA Regional Finals in each of the last three NCAA Tournaments, joining Denver (not in the 2021 NCAA Tournament field) and Minnesota Duluth (the No. 3 seed in Fargo).
- The Fighting Irish have now made eight of the last 10 NCAA tournaments, which is tied with North Dakota and Minnesota Duluth for the second-most (Denver, 9).
- Notre Dame was a No. 4 seed three previous times and is 5-3-0 as a No. 4 seed, including 2004 (lost in the first round to Minnesota), 2008 (advanced to the NCAA Championship game versus Boston College) and 2017 (advanced to the Frozen Four).
- Seniors Matt Hellickson and Colin Theisen have the most NCAA experience on the Irish roster, with each player having appeared in six NCAA Tournament games including all four games in Notre Dame's run to the 2018 NCAA Championship game.

MEDIA INFORMATION

Director of Athletics Communications (Hockey Contact)	Dan Colleran
Cell Phone	574-339-9810
Email	dcollera@nd.edu
Assistant Athletics Communications Director (Secondary Hockey Contact)	Pat Durant
Cell Phone	574-485-4521
Email	pdurant@nd.edu
CFIA Press Box Phone	574-631-4899
Mailing Address	University of Notre Dame 100 Compton Family Ice Arena Notre Dame, IN 44629
Media Availability	Coach Jackson and requested players are generally available once per game week and after a post-game cooling off period. Please contact Dan Colleran with requests or to be added to the email distribution list regarding availability. All availabilities will be via zoom.
Additional Media Info	UND.com/pressbox

No.	Name	Pos.	Ht.	Wt.	Cl.	Hometown/Last Team
1	Dylan St. Cyr	G	5-9	170	Sr.	Northville, MI/USNTDP
2	Nate Clurman	D	6-2	200	Jr.	Boulder, CO/Sioux City (USHL)
4	Nick Leivermann	D	5-11	180	Jr.	Eden Prairie, MN/Penticton (BCHL)
5	Matt Hellickson	D	6-1	192	Sr.	Rogers, MN/Sioux City (USHL)
6	Jake Boltmann	D	6-1	196	Fr.	Edina, MN/Lincoln (USHL)
8	Matt Steeves	F	6-0	193	Sr.	Eden Prairie, MN/Muskegon (USHL)
9	Grant Silianoff	F	5-11	167	Fr.	Edina, MN/Cedar Rapids (USHL)
10	Cam Burke	F	5-9	175	Jr.	Boxborough, MA/Sioux Falls (USHL)
12	Ryder Rolston	F	6-2	175	Fr.	Birmingham, MI/Waterloo (USHL)
13	Colin Theisen	F	6-0	181	Sr.	Monroe, MI/Dubuque (USHL)
14	Jesse Lansdell	F	5-11	181	So.	Surrey, B.C./Vernon (BCHL)
15	Michael Graham	F	6-2	195	Jr.	Eden Prairie, MN/Dubuque (USHL)
16	Alex Steeves	F	5-11	187	Jr.	Eden Prairie, MN/Dubuque (USHL)
17	Pierce Crawford	F	5-9	175	Sr.	Park Ridge, IL/Youngstown (USHL)
18	Graham Slaggert	F	6-0	185	Jr.	South Bend, IN/Cedar Rapids (USHL)
19	Landon Slaggert	F	6-0	185	Fr.	South Bend, IN/USNTDP
20	Jake Pivonka	F	6-0	198	Jr.	Naperville, IL/USNTDP
21	Max Ellis	F	5-9	160	So.	Canton, MI/Muskegon (USHL)
23	Brady Bjork	F	6-1	173	Fr.	Mequon, WI/St. Cloud (NAHL)
24	Spencer Stastney	D	5-11	187	Jr.	Mequon, WI/USNTDP
25	Solag Bakich	F	6-0	189	So.	Dallas, TX/Waterloo (USHL)
26	Zach Plucinski	D	6-1	206	Fr.	Eagle River, AK/Omaha (USHL)
27	Trevor Janicke	F	5-10	194	So.	Maple Grove, MN/Central Illinois (USHL)
28	Christian DiCesare	D	6-1	205	So.	Morristown, NJ/Omaha (USHL)
29	Charlie Raith	D	5-9	170	Jr.	Winnetka, IL/Central Illinois (USHL)
30	Ryan Bischel	G	6-1	180	So.	Medina, MN/Fargo (USHL)
33	Nick Sanford	G	6-1	189	Sr.	Morristown, NJ/Boston (USPHL)

1 Dylan Saint Sear	27 Trevor Jan-ick-ee
9 Grant Sill-annOFF	29 Charlie Rayth (rhymes with "faith")
13 Colin Ty-sin	
25 SO-lawg Bawk-itch	
26 Zach Pluz-syn-ski	

COACHING STAFF

Head Coach	Jeff Jackson (Michigan State '78)
Associate Head Coach	Paul Pooley (Ohio State '84)
Associate Head Coach	Andy Slaggert (Notre Dame '89)
Volunteer Assistant Coach	Jack Ceglarski (SUNY-Geneseo '17)
Coordinator of Hockey Operations	Nick Seirgiej (Wisconsin-River Falls '06)
Athletic Trainer	Kevin Ricks
Equipment Specialist	Ron Grove
Strength and Conditioning Coach	Tony Rolinski

- Theisen has a goal and an assist in his six NCAA games to lead Notre Dame in career NCAA scoring (Nate Clurman and Michael Graham each have an assist in two games).
- Jeff Jackson will be making his 17th-career appearance as a head coach in the NCAA Tournament, trailing only Jerry York (24) among this season's head coaches.
- In addition to the 11 appearances with now with Notre Dame, Jackson took Lake Superior State to the NCAA tournament six times (including NCAA Championships in 1992 and 1994).

QUICK HITS

- Junior forward Alex Steeves and junior defenseman Spencer Stastney earned Second Team All-Big Ten honors, marking their first career Big Ten All-Star nods.
- Notre Dame finished its regular season road schedule with a 9-2-1 mark, including series sweeps at then third-ranked Michigan (Nov. 27-28) and at then first-ranked Minnesota (Jan. 15-16).
- The nine road wins rank tied for third nationally, while the .792 winning percentage ranks fifth.
- After playing mostly in a rotation to start the season, senior goaltender Dylan St. Cyr took over the starting goaltender role in the second semester when sophomore Ryan Bischel missed three weeks due to injury.
- St. Cyr has started 15 of Notre Dame's last 16 games dating back to the 2-1 win at Minnesota on Jan. 16 while posting a 2.21 goals against average and a .933 save percentage during that span.
- Notre Dame finished the regular season tied with Wisconsin, Bowling Green and Michigan Tech for the most games played at 28 (both Notre Dame and Wisconsin were able to play each game on their schedules).
- Alex Steeves leads the Irish with 15 goals and 32 points and has at least one point in 22 of 29 games this season.
- Steeves' 15 goals rank tied for fifth nationally, while his 32 points rank eighth heading into the NCAA Tournament.
- Steeves enters the tournament with a seven-game point streak (5-5-10), as does freshman forward Landon Slaggert (3-7-10).
- Graham Slaggert leads the Irish with 18 assists and ranks second on the team with 25 points while his 18 assists ranks tied for 14th in the country.
- Landon Slaggert ranks tied for second on the team with eight goals and his 0.88 points per game (8-14-22 in 24 GP) which ranks sixth nationally among freshmen.
- Slaggert was named the HCA's NCAA Rookie of the Month for February following his 11 points (3-8-11) in eight games (announced on March 3).
- Notre Dame's 14 game-winning goals this season have been scored by 11 players: Jesse Lansdell, Alex Steeves, Grant Silianoff, Graham Slaggert (2), Nick Leivermann, Max Ellis (2), Spencer Stastney (2), Matt Steeves, Landon Slaggert, Colin Theisen and Jake Pivonka.
- Notre Dame's active players with overtime game-winning goals include Pierce Crawford (vs. Ohio State on Nov. 8, 2019), Alex Steeves (at Wisconsin on Nov. 16, 2019) and Spencer Stastney (at Penn State on Jan. 29, 2021).
- Matt Hellickson has played 146-consecutive games dating back to the first game of his freshman season, which is the highest games played total among the NCAA Tournament field (classmate Colin Theisen is tied for second with 144).
- Hellickson was named one of 10 Senior CLASS award finalists (March 3).
- Freshman defenseman and Edina, Minnesota native Jake Boltmann joined the Irish for the second semester.
- The Fighting Irish are in the midst of the 52nd season of NCAA Division I hockey for Notre Dame and the 16th under head coach Jeff Jackson.

NOTRE DAME IN THE NCAA TOURNAMENT

- 2004 – Midwest Regional (at Grand Rapids, Michigan)
L — Minnesota 5, Notre Dame 2

WHERE THEY'RE FROM
Alaska (1)
Zach Plucinski Eagle River, Alaska
Colorado (1)
Nate Clurman Boulder, Colorado
Illinois (3)
Pierce Crawford Park Ridge, Illinois
Jake Pivonka Woodridge, Illinois
Charlie Raith Winnetka, Illinois
Indiana (2)
Graham Slaggert South Bend, Indiana
Landon Slaggert South Bend, Indiana
Massachusetts (1)
Cam Burke Boxborough, Massachusetts
Michigan (4)
Max Ellis Canton, Michigan
Ryder Rolston Birmingham, Michigan
Dylan St. Cyr Northville, Michigan
Colin Theisen Monroe, Michigan
Minnesota (9)
Ryan Bischel Medina, Minnesota
Jake Boltmann Edina, Minnesota
Michael Graham Eden Prairie, Minnesota
Matt Hellickson Rogers, Minnesota
Trevor Janicke Maple Grove, Minnesota
Nick Leivermann Eden Prairie Minnesota
Grant Silianoff Edina, Minnesota
Matt Steeves Eden Prairie, Minnesota
Alex Steeves Eden Prairie, Minnesota
New Jersey (2)
Christian DiCesare Morristown, New Jersey
Nick Sanford Morristown, New Jersey
Texas (1)
Solag Bakich Dallas, Texas
Wisconsin (2)
Brady Bjork Mequon, Wisconsin
Spencer Stastney Mequon, Wisconsin
Canada (1)
Jesse Lansdell Surrey, British Columbia

2020-21 HONORS & AWARDS			
Player	Year	Pos.	Awards
Pierce Crawford	Sr.	F	• Senior CLASS candidate (Feb. 12)
Max Ellis	So.	F	• Big Ten Second Star of the Week (Jan. 13)
Matt Hellickson	Sr.	D	• Senior CLASS Finalist (March 3) • Senior CLASS candidate (Feb. 12) • Honorable Mention Preseason All-Big Ten (Nov. 11)
Spencer Stastney	Jr.	D	• All-Big Ten Second Team (March 16) • Second Team Preseason All-Big Ten (Nov. 11)
Dylan St. Cyr	Sr.	G	• Big Ten Second Star of the Week (March 9) • Big Ten Second Star of the Week (March 2)
Alex Steeves	Jr.	F	• All-Big Ten Second Team (March 16) • Hobey Baker Fan Ballot -- Phase I (Feb. 1) • Big Ten Second Star of the Week (Feb. 9) • Big Ten Second Star of the Week (Feb. 23)
Graham Slaggert	Jr.	F	• Big Ten First Star of the Week (Jan. 19)
Landon Slaggert	Fr	F	• HCA Rookie of the Month for February (March 3) • 2021 U.S. National Junior Team (Dec. 12)
Ryan Bischel	So	G	• Big Ten First Star of the Week (Dec. 1)
Notre Dame			• College Hockey News Team of the Week (Jan. 19)

- [2007 – Midwest Regional \(at Grand Rapids, Michigan\)](#)
W — Notre Dame 3, Alabama-Huntsville 2 (2 OT)
L — Michigan State, 2 Notre Dame 1
- [2008 – West Regional \(at Colorado Springs, Colorado\)](#)
W — Notre Dame 7, New Hampshire 3
W — Notre Dame 3, Michigan State 1
- [2008 – NCAA Frozen Four \(at Denver, Colo.\)](#)
W — Notre Dame 5, Michigan 4 (OT)
L — Boston College 4, Notre Dame 1
- [2009 – Midwest Regional \(at Grand Rapids, Michigan\)](#)
• L — Bemidji State 5, Notre Dame 1
- [2011 – Northeast Regional \(at Manchester, New Hampshire\)](#)
W — Notre Dame 4, Merrimack 3 (OT)
W — Notre Dame 2, New Hampshire 1
2011 – NCAA Frozen Four (at St. Paul, Minn.)
L — Minnesota Duluth 4, Notre Dame 3
- [2013 – Midwest Regional \(at Toledo, Ohio\)](#)
L — St. Cloud State 4, Notre Dame 1
- [2014 – West Regional \(at St. Paul, Minnesota\)](#)
L — St. Cloud State 4, Notre Dame 3 (OT)
- [2016 – Midwest Regional \(at Cincinnati, Ohio\)](#)
L — Michigan 3, Notre Dame 2 (OT)
- [2017 – Northeast Regional \(at Manchester, New Hampshire\)](#)
W — Notre Dame 3, Minnesota 2
W — Notre Dame 3, UMass Lowell 2 (OT)
2017 – Frozen Four (at Chicago, Illinois)
L — Denver 6, Notre Dame 1
- [2018 – East Regional \(at Bridgeport, Connecticut\)](#)
W — Notre Dame 4, Michigan Tech 3 (OT)
W — Notre Dame 2, Providence 1

**USCHO.com Division I Men's Poll
(Week #19 // March 22, 2021)**

Rk. Team (1st-place votes)	Record	Points	Last Week
1 North Dakota (36)	21-5-1	795	2
2 Boston College (3)	17-5-1	737	1
2 Minnesota (1)	23-6-0	737	4
4 Wisconsin	20-9-1	652	5
5 Minnesota State	20-4-1	640	3
6 Massachusetts	16-5-4	630	6
7 St. Cloud	17-10-0	548	8
8 Michigan	15-10-1	538	7
9 Minnesota Duluth	14-10-2	441	9
10 Boston University	10-4-1	408	11
11 Quinnipiac	17-7-4	386	10
12 Omaha	14-10-1	330	12
13 Lake Superior	19-6-3	306	17
14 Bemidji State	15-9-3	265	13
15 AIC	15-3-0	241	15
16 Providence	11-9-5	192	14
17 Bowling Green	20-10-1	129	16
18 Notre Dame	14-13-2	121	20
19 UMass Lowell	10-9-1	70	NR
20 Clarkson	11-7-4	67	18

Others Receiving Votes: Army 52, Denver 34, Northeastern 24, Connecticut 20, Canisius 13, Michigan Tech 8, St. Lawrence 6, Northern Michigan 5, Robert Morris 3, Western Michigan 2.

**USA Today/USA Hockey Magazine Poll
(Week #18 // March 22, 2021)**

Rk. Team	Points (1st-place votes)	Last Poll	Record	WR
1. University of North Dakota	510 (34)	2	21-5-1	20
2. University of Minnesota	458	4	23-6-0	20
3. Boston College	456	1	17-5-1	20
4. University of Wisconsin	381	5	20-9-1	18
5. University of Massachusetts	359	7	16-5-4	20
6. Minnesota State University	358	3	20-4-1	20
7. St. Cloud State University	304	8	17-10-0	16
8. University of Michigan	296	6	15-10-1	20
9. University of Minnesota Duluth	231	9	14-10-2	20
10. Quinnipiac University	173	10	17-7-4	19
11. Boston University	171	11	10-4-1	9
12. University of Nebraska-Omaha	93	13	14-10-1	14
13. Lake Superior State University	90	NR	19-6-3	1
14. American International College	72	15	15-3-0	7
15. Bemidji State University	64	12	15-9-3	3

Others Receiving Votes: University of Notre Dame, 25; Providence College, 22; Bowling Green State University 11; Army, 3; Northeastern University, 3.

Notre Dame in the Polls

Date	USCHO.com	USA Today
October 26 (Preseason)	20	--
November 2 (Preseason)	--	RV
November 16	RV	RV
November 23	RV	--
November 30	16	13
December 7	15	15
December 14	16	RV
December 21	18	RV
December 28	18	--
January 4	18	RV
January 11	RV	RV
January 18	16	RV
January 25	RV	RV
February 1	RV	RV
February 8	RV	RV
February 15	RV	--
February 22	RV	RV
March 1	RV	RV
March 8	19	RV
March 15	20	RV
March 22	18	RV

2018 Frozen Four (Saint Paul, Minnesota)

W — Notre Dame 4, Michigan 3

L — Minnesota Duluth 2, Notre Dame 1

- 2019 — Northeast Regional (at Manchester, New Hampshire)

W — Notre Dame 3, Clarkson 2 (OT)

L — Massachusetts 4, Notre Dame 0

ND IN THE PLAYOFFS UNDER JACKSON

- Notre Dame is 45-33-0 all-time in the playoffs under 16th-year head coach Jeff Jackson, including a 12-10-0 mark in the NCAA Tournament.

CCHA	18-12-0
Hockey East	8-8-0
Big Ten	7-3-0
NCAA Tournament	12-10-0
Total	45-33-0

THE NOTRE DAME - BC SERIES

- Longtime rivals and four year Hockey East foes, Notre Dame and Boston College have met every season since 1995-96 with the exception of the 1999-2000, 2005-06 and 2017-18 seasons.
- In Jerry York (1,108) and Jeff Jackson (530), the game will feature two of the top active leaders in NCAA DI head coaching wins.
- Boston College holds a slight edge in the all-time series, 23-20-3, which began Dec. 20, 1969.
- Last season, Boston College swept a home-and-home series on Dec. 6 and 8, 2020 by scores of 4-0 and 6-1.
- Notre Dame posted a 4-0 win at the Compton Family Ice Arena on New Year's Eve 2018 that featured goals from current Irish Matt Hellickson, Matt Steeves, Colin Theisen.
- In 2016-17, the Irish and Eagles split their regular-season Hockey East series in their final meetings as conference opponents (Notre Dame won 3-2 at home on Dec. 10, BC then posted a 6-4 win on Jan. 28 at Conte Forum).
- In that meeting at the Compton Family Ice Arena on Dec. 10, 2016, the Irish faced a two-goal deficit against third-ranked Boston College but rallied for a comeback win on two goals by Anders Bjork and an Andrew Oglevie tally.
- Bjork buried the shorthanded, game-winner for the Irish at 17:30 of the second to lift the Irish to the win.
- Notre Dame also had a notable comeback against the Eagles at Conte Forum on Dec. 10, 2015 when they trailed 3-1 at 7:05 of the third period but rallied to score three straight goals to post a 4-3, come-from-behind win at third-ranked Boston College (Dennis Gilbert had the game winner).
- The Eagles helped dedicate the Compton Family Ice Arena on Nov. 18, 2011 as No. 4 Notre Dame downed No. 3 BC, 3-2 in overtime when Bryan Rust scored with 1.1 seconds remaining.
- Boston College led the first half of the series, going 14-7-2 against the Irish from 1969- 2002, but Notre Dame has led the rivalry since, going 12-10-0 since 2003.
- The teams met in the 2014 Hockey East quarterfinals with Notre Dame claiming the best-of-three series at Conte Forum in Chestnut Hill, Mass., upsetting the top-seeded Eagles.
- Other recent notable meetings include a 4-3 BC win at Fenway Park (Jan. 4, 2014), while BC also defeated the Irish 4-1 in the 2008 NCAA Championship Game in Denver, Colorado (Notre Dame's first appearance in the NCAA Championship game).

SENIOR CLASS: HELLICKSON A FINALIST

- Defenseman Matt Hellickson was named one of 10 Finalists for the Senior CLASS

NOTRE DAME ALUMS IN THE NHL (2020-21)

PLAYER	TEAM*	POS.	NOTES
Anders Bjork	Boston	F	<ul style="list-style-type: none"> Skating his fourth season with the Bruins
Ian Cole	Minnesota (traded by Colorado)	D	<ul style="list-style-type: none"> Won Stanley Cups with Pittsburgh in 2016 & 2017 One of Coach Jackson's first recruits at Notre Dame
Jake Evans	Montreal	F	<ul style="list-style-type: none"> Made his NHL debut in 2019-20 Re-signed with Montreal following the 2019-20 season
Steven Fogarty	Buffalo	F	<ul style="list-style-type: none"> Signed with Buffalo in the offseason and made his debut on Feb. 15.
Dennis Gilbert	Colorado	D	<ul style="list-style-type: none"> Traded to Colorado following the 2019-20 season Has been called up by the Avalanche multiple times this season (following Ian Cole's trade to Minnesota)
Vinnie Hinostroza	Florida	F	<ul style="list-style-type: none"> Signed with Florida after the 2019-20 season
Stephen Johns	Dallas	D	<ul style="list-style-type: none"> Returned from a lengthy injury battle in 2019-20 and was named a Bill Masterton Memorial Trophy finalist On the IR to start the current season
Anders Lee	New York Islanders	F	<ul style="list-style-type: none"> Has served as the Islanders' captain in each of the last two seasons Notched a career-high 40 goals for the Islanders in 20-17-18 and has scored at least 15 goals in each of the last six seasons
Jordan Gross	Arizona	D	<ul style="list-style-type: none"> Made his NHL debut in 2019-20 Re-signed with Arizona following the 2019-20 season
Kyle Palmieri	New Jersey	F	<ul style="list-style-type: none"> A 10-year NHL veteran, he is in his sixth season with New Jersey Serving as an alternate captain
Andrew Peeke	Columbus	D	<ul style="list-style-type: none"> Made his NHL debut in 2019-20 Recently made his 2020-21 season debut
Cal Petersen	Los Angeles	G	<ul style="list-style-type: none"> Made his NHL debut during the 2018-19 season to become the first Irish goaltender to play in the NHL
Bryan Rust	Pittsburgh	F	<ul style="list-style-type: none"> Won Stanley Cups with Pittsburgh in 2016 & 2017 Recently notched his 100th career assist (Feb. 14, 2021)
Riley Sheahan	Buffalo	F	<ul style="list-style-type: none"> Has played over 500 career NHL games for the Red Wings, Penguins, Panthers and Oilers Then signed with Buffalo for the 2020-21 season

award (March 3).

- The 10 finalists have been placed on the official ballot for a nationwide vote. Fan balloting will be coupled with votes from coaches and media to determine the recipient of the award.
- Forward Pierce Crawford and Hellickson were previously named Senior CLASS Award candidates (Feb. 12) as two of 15 candidates.

SLAGGERT GOLDEN WITH TEAM USA

- Freshman forward Landon Slaggert and Team USA won the gold medal with a 2-0 victory over Canada at the 2021 International Ice Hockey Federation World Junior Championship on Jan. 5 in the gold-medal game at Rogers Place.
- Slaggert skated in all seven games for the U.S. and became the first Fighting Irish player to medal at the event since 2018 when current Columbus Blue Jackets defenseman Andrew Peeke helped the U.S. secure the bronze in Buffalo in 2018.
- Notre Dame's other World Junior Championship medalists include Anders Bjork (bronze in 2016), Mario Lucia (gold in 2013), Kyle Palmieri (gold in 2010 and bronze in 2011), Kyle Lawson (bronze in 2007) and Ben Simon (silver in 1997).
- Twenty-three Irish players have now played in the IIHF World Junior Championships.

BIG CLASSROOM LEADERS

- A league-high 21 Notre Dame players earned Academic All-Big Ten honors the conference announced on Wednesday afternoon (March 17).
- With freshman ineligible per Big Ten rules, it means each eligible Notre Dame player earned the honor this season.
- Honorees: Solag Bakich, So., Management Consulting*, Ryan Bischel, So., Finance*, Cam Burke, Jr., Finance and Film, Television and Theatre**, Nate Clurman, Jr., Accountancy**, Pierce Crawford, Sr., Business Analytics***, Christian DiCesare, So., Finance*, Max Ellis, So., Management Consulting*, Michael Graham, Jr., Business Technology**, Matt Hellickson, Sr., Finance***, Trevor Janicke, So., Business Analytics*, Jesse Lansdell, So., Management Consulting*, Nick Leivermann, Jr., Business Technology**, Jake Pivonka, Jr., Finance**, Charlie Raith, Jr., Accountancy**, Nick Sanford, Sr., Political Science***, Graham Slaggert, Jr., Management Consulting**, Dylan St. Cyr, Sr., Finance***, Spencer Stastney, Jr., Finance and Film, Television and Theatre**, Alex Steeves, Jr., Accountancy**, Matt Steeves, Sr., Business Technology***, Colin Theisen, Sr., Finance*** (* – Denotes career Academic All-Big Ten honors including 2020-21).

FAMILY TIES

- The 2020-21 Notre Dame roster features quite a few family connections to the program and hockey world.
- Two sets of brothers are currently on the roster, including Matt and Alex Steeves and Graham and Landon Slaggert.
- Cam Burke will play his first season without his older brother, Cal Burke, who signed with the Colorado organization following his senior season of 2019-20.
- Freshman forward Brady Bjork is the younger brother of former Irish All-American and current Boston Bruin's player Anders Bjork.
- The Slaggerts and Bjorks are the 14th and 15th sets of brothers to play for Notre Dame.
- The Slaggerts also are part of the fifth set of father-son combinations to suit up for the Irish, joining their father and associate head coach Andy Slaggert.
- Sophomore forward Trevor Janicke is the son of Curtis Janicke, who played for the Irish from 1989-93, appearing in 125 games while scoring 46 goals and adding 98 assists 144 points.
- Trevor and Curtis were the sixth father-son duo to play for the Irish.
- Senior goaltender Dylan St. Cyr's mother is Manon Rheaume, who played goaltender for Canada at the 1998 Olympic Winter Games and in several world championships and who was the first woman to appear in an NHL pre-season game when she skated for the Tampa Bay Lightning in 1992. St. Cyr's father, Gerry St. Cyr, played five seasons of

professional hockey including with the AHL's New Haven Senators.

- Junior forward Jake Pivonka is the son of Czech Republic native and former NHL player Michael Pivonka, who played over 800 games with the Washington Capitals (1986-99).
- Sophomore forward Solag Bakich is the son of Huntley Bakich, who was a linebacker for the Fighting Irish football team during the Lou Holtz era.
- Freshman forward Ryder Rolston is the son of former NHLer and Stanley Cup Champion Brian Rolston.

100% GRADUATION SUCCESS RATE

- The University of Notre Dame claimed the 2020 national championship for graduating student-athletes in all sports—in the process posting the top NCAA Graduation Success Rate (GSR) figure (98) for the 14th-straight year (released on Nov. 17, 2020 by the NCAA).
- The Fighting Irish hockey program posted a perfect 100 GSR in the latest rankings, tying for first among NCAA DI men's hockey teams.
- Notre Dame hockey also posted a 95% Federal Graduation Rate (t-5th).
- Former players Cal Petersen, Andrew Oglevie and Dennis Gilbert, who all left following their respective junior seasons, were working towards completing their degrees this past semester.

CLURMAN WEARS THE "C"

- Junior defenseman Nate Clurman is serving as the team captain for the 2020-21 season.
- A 2016 Colorado Avalanche draft pick, Clurman is the second junior defenseman in the last three seasons to captain the Irish following current Columbus blue liner Andrew Peeke, who was the captain for the 2018-19 season.
- Seniors Pierce Crawford, Matt Hellickson and Colin Theisen will serve as alternate captains with each player wearing a letter for the first time in their Irish careers.

NOTRE DAME IN THE 2020 NHL DRAFT

- A pair of Notre Dame freshman forwards were selected on the second day of the 2020 National Hockey League Draft, with Chicago taking Landon Slaggert in the third round (79th overall) and Colorado trading up to pick Ryder Rolston in the fifth round (139th overall).
- Freshman defenseman Jake Boltmann, who has joined the Irish in the midst of the 2020-21 season was also selected in the third round (80th overall) by the Calgary Flames in the 2020 NHL Draft.
- Including Boltmann, Slaggert and Rolston, 88 Notre Dame players have been selected in the NHL Draft with 41 of them being drafted during the Jeff Jackson era.
- Slaggert became Notre Dame's highest selection since Andrew Peeke and Cam Morrison were chosen with the 34th and 40th picks in 2016.
- Rolston, the son of former NHLer and Stanley Cup Champion Brian Rolston joins a pair of current Irish defensemen in Nate Clurman (161st in 2016) and Nick Leivermann (187th in 2017) as Colorado draftees.
- Brian Rolston played 50 games for the Avalanche during the 1999-00 season.
- Ryder Rolston joins an Avalanche organization that saw a pair of former Irish players suit up during the 2019-20 season, including former All-American Ian Cole and former NCAA Div. I Rookie of the Year T.J. Tynan. Recent graduate
- Last season's captain, Cal Burke, signed with the Colorado organization following Notre Dame's 2019-20 season as well.
- Slaggert joins a Blackhawks organization that features Notre Dame alum Stan Bowman as the president and general manager, while this past season recent Irish defenseman Dennis Gilbert played 21 games on the Chicago blue line (he was traded to Colorado in the offseason).
- Recent graduate Cam Morrison also signed a two-year entry-level contract with the

Blackhawks in August.

- The Irish have seen at least one player selected in the National Hockey League Entry Draft every year since 2004, and in 21 of the last 22 years.

THREE GOALS A KEY TO VICTORY

- Over the past four seasons, the Fighting Irish are 57-9-4 when scoring at least three goals (10-5-1 in 2020-21).
- In 2019-20, the Irish were 10-1-2 when scoring at least three times, with the ties coming at Ohio State (Jan. 17) and versus Minnesota (Feb. 14) and the loss coming at home against Wisconsin (Jan. 24).
- In 2018-19, Notre Dame went 17-0-1 when scoring three or more goals.
- The lone tie in 2018-19 came when Notre Dame opened the season on Oct. 12 against Mercyhurst in the Ice Breaker—a game that ended knotted at 6-6 before Notre Dame won the shootout to advance to the championship game.
- The Irish were 20-3-0 when scoring at least three goals in 2017-18.

CURRENT IRISH IN THE NHL DRAFT

- Junior defenseman Nate Clurman: Colorado Avalanche, sixth round/161st overall (2016)
- Junior defenseman Nick Leivermann: Colorado Avalanche, seventh round/187th overall (2017)
- Senior defenseman Matt Hellickson: New Jersey Devils, seventh round/214th overall (2017)
- Junior forward Jake Pivonka: New York Islanders, fourth round/103rd overall (2018)
- Junior defenseman Spencer Stastney: Nashville Predators, fifth round/131st overall (2018)
- Sophomore forward Trevor Janicke: Anaheim Ducks, fifth round/132nd overall (2019)
- Freshman forward Landon Slaggert: Chicago Blackhawks, third round/79th overall (2020)
- Freshman defenseman Jake Boltmann: Calgary Flames, third round/80th overall (2020)
- Freshman forward Ryder Rolston: Colorado Avalanche, fifth round/139th overall (2020)

NOTRE DAME VS. ST. CLOUD STATE

- The Irish and Huskies first met in the 1988-89 season and have shared the ice on only 12 occasions and St. Cloud State holds a slight 7-5-0 edge in the all-time series.
- Notre Dame and St. Cloud met in two consecutive NCAA Tournaments in 2013 and 2014.
- The fourth-seeded Huskies upset top-seeded Notre Dame, 5-1, in the Midwest Regional Semifinals in Toledo, Ohio on March 20, 2013 en route to advancing to the Frozen Four.
- The following year, Notre Dame and St. Cloud opened the NCAA Tournament once again as the 2-3 match-up in the West Regional in Saint Paul, Minnesota.
- Bryan Rust collected a goal and an assist for Notre Dame, but the Irish fell, 4-3, on a St. Cloud goal at the 17:21 mark of overtime.
- Huskies head coach Brett Larson served as an assistant coach for the 2020 U.S. National Junior Team that featured current Irish Spencer Stastney and Jake Pivonka.
- Nick Siergiej, Notre Dame's director of hockey operations, was also a video coach on that U.S. squad.

NOTRE DAME VS. BOSTON UNIVERSITY

- Four year Hockey East foes from 2013-17, the Irish and Terriers have only met 15 times.
- Notre Dame holds an 8-5-2 edge over BU in the all-time series.
- The two sides last met when they closed the 2016-17 regular season against each other with a two-game series at Agganis Arena.
- In that series, Notre Dame won the first match-up, 3-1, before the Terriers spoiled Notre Dame's bid to win the 2016-17 Hockey East Regular Season Championship with a 4-1 victory in game two.
- The schools have never met in the NCAA Tournament and have only squared off one time in postseason play, a first round Hockey East playoff match up on March 8, 2014.
- In that contest, the Irish got goals from Bryan Rust, Jeff Costello and Peter Schneider to earn a 3-2 victory inside Compton Family Ice Arena.

BOSTON COLLEGE

Series: BC leads, 23-20-3 (46 games)
 At Notre Dame: BC leads, 10-7-1
 At Boston College: Series tied, 11-11-1
 At Neutral Sites: BC leads, 3-2-0
 Overtime Wins: ND 2 ('11-'12, '13-'14)
 One-Goal Wins: BC 4, ND 9
 Last Meeting: Dec. 8, 2019 (BC 6-1)
 Current Series Streak: BC 2 wins

ALL-TIME SERIES RECORD

Year	Host	Site	Arena	Win	Loss	Tie	Result
1969-70	Boston College	Chestnut Hill, Mass.	McHugh Forum		L		3-7
	Notre Dame	Notre Dame, Ind.	Joyce Center		L		4-7
1970-71	Boston College	Chestnut Hill, Mass.	McHugh Forum	W			5-3
1971-72		Chicago, Ill.	Chicago Stadium	W			14-3
		New York, N.Y.	Madison Square Garden	W			7-4
1972-73	Boston College	Chestnut Hill, Mass.	McHugh Forum		L		4-11
1973-74	Notre Dame	Notre Dame, Ind.	Joyce Center		L		3-4
1974-75	Boston College	Chestnut Hills, Mass.	McHugh Forum	W			7-4
1975-76	Notre Dame	Notre Dame, Ind.	Joyce Center	W			6-5
1976-77	Boston College	Chestnut Hill, Mass.	McHugh Forum	W			7-4
1977-78	Notre Dame	Notre Dame, Ind.	Joyce Center		L		4-8
1978-79	Boston College	Chestnut Hill, Mass.	McHugh Forum		L		5-10
1988-89	Boston College	Chestnut Hill, Mass.	Conte Forum		L		5-7
1990-91	Boston College	Chestnut Hill, Mass.	Conte Forum		L		1-8
1994-95	Boston College	Chestnut Hill, Mass.	Conte Forum	W			3-2
1995-96	Notre Dame	Notre Dame, Ind.	Joyce Center		L		5-7
1996-97	Boston College	Chestnut Hill, Mass.	Conte Forum		L		1-6
1998-99	Boston College	Chestnut Hill, Mass.	Conte Forum			T (OT)	5-5
2000-01		Omaha, Neb.	Omaha Civic Auditorium		L		1-4
	Notre Dame	Notre Dame, Ind.	Joyce Center		L		3-5
2001-02	Boston College	Chestnut Hills, Mass.	Conte Forum		L		1-4
2002-03	Notre Dame	Notre Dame, Ind.	Joyce Center			T (OT)	3-3
2003-04	Boston College	Chestnut Hill, Mass.	Conte Forum	W			1-0
2004-05	Notre Dame	Notre Dame, Ind.	Joyce Center	W			3-2
2006-07	Boston College	Chestnut Hill, Mass.	Conte Forum	W			7-1
2007-08	NCAA	Denver, Colo.	Pepsi Center		L		1-4
2008-09	Boston College	Chestnut Hill, Mass.	Conte Forum	W			4-1
2009-10	Notre Dame	Notre Dame, Ind.	Joyce Center		L		2-3
2010-11	Notre Dame	Notre Dame, Ind.	Joyce Center	W			2-1
2011-12	Notre Dame	Notre Dame, Ind.	Compton Family Ice Arena	W (OT)			3-2
2012-13	Boston College	Chestnut Hill, Mass.	Conte Forum		L		1-3
2013-14	Boston College	Boston, Mass.	Fenway Park		L		3-4
	Boston College	Chestnut Hill, Mass.	Conte Forum	W (OT)			2-1
	Boston College	Chestnut Hill, Mass.	Conte Forum	W			7-2
	Boston College	Chestnut Hill, Mass.	Conte Forum		L		2-4
	Boston College	Chestnut Hill, Mass.	Conte Forum	W			4-2
2014-15	Notre Dame	Notre Dame, Ind.	Compton Family Ice Arena		L		0-2
	Notre Dame	Notre Dame, Ind.	Compton Family Ice Arena	W			3-1
2015-16	Boston College	Chestnut Hill, Mass.	Conte Forum	W			4-3
	Notre Dame	Notre Dame, Ind.	Compton Family Ice Arena		L		0-4
2016-17	Notre Dame	Notre Dame, Ind.	Compton Family Ice Arena	W			3-2
	Boston College	Chestnut Hill, Mass.	Conte Forum		L		4-6
2018-19	Notre Dame	Notre Dame, Ind.	Compton Family Ice Arena	W			4-0
2019-20	Boston College	Chestnut Hill, Mass.	Conte Forum		L		0-4
	Notre Dame	Notre Dame, Ind.	Compton Family Ice Arena		L		1-6

SERIES RECORDS

ND Most Goals (Game): 14, in 1971-72 (14-3)
 BC Most Goals (Game): 11, in 1972-73 (11-4)
 High-Scoring Game: 17, in 1971-72 (ND 14-3)
 Low-Scoring Game: 1, in 2003-04 (ND 1-0)
 Longest ND Win Streak: 3 games (1970-72, '74-'77, '03-'07)
 Longest BC Win Streak: 4 games (1977-91)
 Shutouts By: BC 3, ND 1

BOSTON UNIVERSITY

Series: ND leads 8-5-2 (15 games)
 At Notre Dame: ND leads 5-1-0
 At Boston University: ND leads, 3-2-1
 At Neutral Sites: BU leads 2-0-1
 Overtime Wins: N/A
 One-Goal Wins: BU 2, ND 3
 Last Meeting: Feb. 25, 2017 (BU 4-1)
 Current Series Streak: BU 1 win

ALL-TIME SERIES RECORD

Year	Host	Site	Arena	Win	Loss	Tie	Result
1970-71	Boston	Boston, Mass.	Boston Arena		L		3-7
1995-96		Milwaukee, Wis.	Bradley Center		L		3-7
2009-10	Boston	Boston, Mass.	Agganis Arena	W			3-0
2010-11		St. Louis, Missouri	Scottrade Center		L		4-5
	Notre Dame	Hoffman Estates, Ill.	Sears Centre Arena			T	3-3
2011-12	Notre Dame	Notre Dame, Ind.	Compton Family Ice Arena	W			5-2
2013-14	Notre Dame	Notre Dame, Ind.	Compton Family Ice Arena	W			2-0
	Notre Dame	Notre Dame, Ind.	Compton Family Ice Arena	W			2-0
	Notre Dame	Notre Dame, Ind.	Compton Family Ice Arena	W			3-2
2014-15	Boston	Boston, Mass.	Agganis Arena			T (OT)	2-2
	Boston	Boston, Mass.	Agganis Arena	W			3-2
2015-16	Notre Dame	Notre Dame, Ind.	Compton Family Ice Arena		L		2-3
	Notre Dame	Notre Dame, Ind.	Compton Family Ice Arena	W			1-0
2016-17	Boston	Boston, Mass.	Agganis Arena	W			3-1
	Boston	Boston, Mass.	Agganis Arena		L		1-4

SERIES RECORDS

ND Most Goals (Game): 5, in 2011-12
 BU Most Goals (Game): 7, in 1970-71 (7-3), '95-'96 (7-3)
 High-Scoring Game: 10, in 1970-71 (7-3), '95-'96 (7-3)
 Low-Scoring Game: 1, in 2015-16 (ND 1-0)
 Longest ND Win Streak: 4 games (2011-14)
 Longest BU Win Streak: 2 games ('70-'96)
 Shutouts By: ND 4

ST. CLOUD STATE

Series: SCSU leads 7-5-0 (12 games)
 At Notre Dame: Series tied 2-2-0
 At St. Cloud State: Series tied 3-3-0
 At Neutral Sites: SCSU leads 2-0-0
 Overtime Wins: ND 1, SCSU 1
 One-Goal Wins: SCSU 4, ND 3
 Last Meeting: March 29, 2014 (SCSU 4-3)
 Current Streak: SCSU 2 wins

ALL-TIME SERIES RECORD

Year	Host	Site	Arena	Win	Loss	Tie	Result
1988-89	St. Cloud State	St. Cloud, Minn.	MAC Ice Arena		L		3-4
	St. Cloud State	St. Cloud, Minn.	MAC Ice Arena	W			3-2
1989-90	Notre Dame	Notre Dame, Ind.	Joyce Center	W			3-2
	Notre Dame	Notre Dame, Ind.	Joyce Center		L		2-8
	St. Cloud State	St. Cloud, Minn.	National Hockey Center		L		3-7
	St. Cloud State	St. Cloud, Minn.	National Hockey Center		L		2-3
1996-97	Notre Dame	Notre Dame, Ind.	Joyce Center	W			5-2
	Notre Dame	Notre Dame, Ind.	Joyce Center		L		1-2
1997-98	St. Cloud State	St. Cloud, Minn.	National Hockey Center	W (OT)			4-3
	St. Cloud State	St. Cloud, Minn.	National Hockey Center	W			4-1
2012-13	NCAA	Toledo, Ohio	Hutchinson Center		L		1-5
2013-14	NCAA	St. Paul, Minn.	Xcel Energy Center		L (OT)		3-4

SERIES RECORDS

ND Most Goals (Game): 5, in 1997 (ND 5-2)
 St. Cloud State Most Goals (Game): 8, in 1989 (SCSU 8-2)
 High-Scoring Game: 10, in 1989-90 (SCSU 8-2, SCSU 7-3)
 Low-Scoring Game: 3, in 1997 (SCSU 2-1)
 Longest ND Win Streak: 2 games (1988-89 & 1997)
 Longest St. Cloud State Win Streak: 3 games (1989-90)
 Shutouts By: N/A

HEAD COACH
JEFF JACKSON



- The 2020–21 season marks University of Notre Dame hockey coach Jeff Jackson’s 16th season behind the Irish bench. During his first 15 seasons, the program has enjoyed a great deal of success, including four trips to the Frozen Four and eight conference championships.
- Jackson has over 30 years of coaching experience and led Notre Dame to back-to-back Big Ten tournament championship seasons in 2018 and 2019 while also guiding the Irish to the 2018 national title game en route to being named the Spencer Penrose Award winner as the National Coach of the Year.
- Jackson was also named the Spencer Penrose award winner in 2007 and he is one of just 14 coaches to have earned the honor multiple times (dating back to 1951).
- Additionally, Jackson is the only coach to have earned the honor multiple times in the last 16 seasons.
- Jackson’s Notre Dame teams have made 10 trips to the NCAA Championship (2007–09, 2011, 2013–14, 2016–19), advancing to the Frozen Four four times and playing in the 2008 and 2018 national title games.
- During his 15-year run, Notre Dame has become one of the nation’s top teams while playing in the Central Collegiate Hockey Association, Hockey East and now Big Ten.
- Under Jackson, the Irish won the CCHA regular-season title twice (2006–07 and 2008–09) while earning three Mason Cup championships (2007, 2009 and the final one in 2013).
- Then, in the team’s first season in the Big Ten (2017–18), Notre Dame captured both the regular season and conference championships and followed up by once again winning the conference tournament in year two (2018–19).
- Jackson’s success on the ice also has had a major impact off the ice for the Irish. With the wins came a commitment from the University that led to the new home of Irish hockey — The Compton Family Ice Arena — one of the finest college hockey facilities in the nation. The venue opened for business on Oct. 21, 2011.
- Since Jackson’s arrival, the Irish have had 35 players selected in the National Hockey League Entry Draft (leading into the 2020 NHL Draft), including three first round selections. In that same span, 26 players from USA Hockey’s National Team Developmental Program

THE JEFF JACKSON FILE COLLEGIATE HEAD COACHING					
22nd-year as NCAA Div. I Head Coach					
Alma Mater: Michigan State ('78, '79)					
School	Seasons	Record			Pct.
Lake Superior State	6	182	52	25	.751
Notre Dame	16	348	219	66	.602
TOTALS	22	530	271	91	.645

THE JEFF JACKSON FILE ADDITIONAL HEAD COACHING					
Team	Seasons	Record			
USNTDP (USHL)	3	N/A	N/A	N/A	N/A
Guelph (OHL)	2	71	46	16	3

HONORS AND ACCOLADES	
Year	Award
1990–91	CCHA Coach of the Year
2006–07	CCHA Coach of the Year
2006–07	Spencer Penrose Award
2010–11	CCHA Coach of the Year
2017–18	Spencer Penrose Award

JACKSON AND THE FROZEN FOUR	
Year	Team
1992	Lake Superior State (NCAA Champion)
1993	Lake Superior State (NCAA Runner-Up)
1994	Lake Superior State (NCAA Champion)
2008	University of Notre Dame (NCAA Runner-Up)
2011	University of Notre Dame (NCAA Semifinalist)
2017	University of Notre Dame (NCAA Semifinalist)
2018	University of Notre Dame (NCAA Runner-Up)

have matriculated to Notre Dame.

- During Jackson’s tenure, the Irish have had eight players garner All-America honors — Bobby Nardella in 2019, Cale Morris in 2018, Anders Bjork in 2017, Robbie Russo in 2015, Anders Lee in 2013, Ian Cole and Erik Condra in 2009 and David Brown in 2007. In addition, 24 of Jackson’s Notre Dame players have gone on to play in the NHL.
- Jackson entered the 2020–21 season with a 20-year collegiate record of 516–258–89 for a .649 winning percentage, the third-highest winning percentage among all active coaches with five years or more in Division I (entering 2020–21). His 516 career wins rank tied for 12th all-time in Division I and second among active coaches (entering 2020–21).

JEFF JACKSON RECORDS VS. DIVISION I TEAMS

Team	W	L	T
Air Force	3	0	0
Alabama Huntsville	8	1	0
Alaska	21	8	1
Alaska Anchorage	1	0	0
Arizona State	4	2	0
Army	1	0	0
Bemidji State	0	1	0
Boston College	11	10	0
Boston University	10	5	1
Bowling Green	43	11	4
Brown	0	1	0
Canisius	1	0	0
Clarkson	3	3	0
Colgate	1	0	0
Colorado College	0	1	0
Connecticut	4	1	1
Cornell	2	1	0
Denver	1	5	3
Ferris State	29	11	4
Harvard	1	1	0
Holy Cross	2	0	0
Illinois-Chicago	24	2	0
Kent State	7	0	1
Lake Superior State	22	4	4
Laurentian	2	0	0
Maine	9	4	1
Massachusetts	8	5	0
Massachusetts Lowell	4	9	2
Mercyhurst	1	0	2
Merrimack	6	2	1
Miami	20	16	10
Michigan	35	34	8
Michigan State	33	18	13
Michigan Tech	7	2	1
Minnesota	15	14	2
Minnesota-Duluth	6	9	2
Minnesota State	2	3	0
Nebraska Omaha	16	3	2
New Hampshire	6	3	1
Niagara	2	0	0
Northeastern	6	10	2
North Dakota	1	2	2
Northern Michigan	17	7	3
Notre Dame	11	2	0
Ohio State	38	19	8
Penn State	14	6	3
Princeton	4	1	0

Providence College	10	3	2
Rensselaer	7	1	0
Robert Morris	1	1	0
Sacred Heart	3	1	0
St. Cloud State	0	2	0
St. Lawrence	2	0	1
Toronto	1	0	0
Union College	1	1	0
Vermont	6	2	2
Western Michigan	31	14	11
Wisconsin	8	8	2
York University	1	0	0

POST-SEASON RECORD VS. DIVISION I TEAMS

Team	W	L	%
Alabama Huntsville	1	0	1.00
Alaska	2	2	0.50
Alaska Anchorage	1	0	1.00
Bemidji State	0	1	0.00
Boston College	2	2	0.50
Boston University	3	1	0.750
Bowling Green	4	0	1.00
Clarkson	3	2	0.75
Cornell	1	0	1.00
Denver	0	1	0.00
Ferris State	2	1	0.667
Harvard	1	0	1.00
Illinois-Chicago	6	0	1.00
Lake Superior State	3	1	0.750
Maine	0	1	0.00
Massachusetts	2	2	0.500
Massachusetts Lowell	2	4	0.333
Merrimack	1	0	1.00
Miami	2	2	0.50
Michigan	12	6	0.667
Michigan State	7	1	0.875
Michigan Tech	1	0	1.00
Minnesota	4	2	.667
Minnesota-Duluth	1	2	0.333
Nebraska Omaha	2	0	1.00
New Hampshire	2	0	1.00
Northeastern	1	2	0.333
Northern Michigan	1	1	0.50
Ohio State	8	2	0.800
Penn State	2	0	1.00
Providence College	3	0	1.00
St. Cloud State	0	2	0.00
Vermont	0	1	0.00

NOTRE DAME'S 2020-21 RECORD WHEN	
Overall	14-13-2
In Big Ten regular season games	12-10-2-2-1-2
Non-conference games	2-3-0
Home	5-11-1
Road	9-2-1
Neutral	0-0-0
In overtime games	1-2-2
When Notre Dame scores first	9-5-1
When opponents score first	4-8-1
When Notre Dame leads after 1 period	6-3-1
When Notre Dame trails after 1 period	2-6-1
When score is tied after 1 period	6-4-0
When Notre Dame leads after 2 periods	8-2-0
When Notre Dame trails after 2 periods	1-9-1
When score is tied after 2 periods	5-2-1
When Notre Dame trails at any point in the third period	2-11-1
When Notre Dame outshoots opponent	9-6-1
When opponent outshoots Notre Dame	5-6-1
When shots are even	0-1-0
In Game 1 of series (reg. season)	7-6-1
In Game 2 of series (reg. season)	7-6-1
In Game 1 of Big Ten series	6-5-1
In Game 2 of Big Ten series	6-5-1
In one-goal games	7-3-1
In two-goal games	2-4-0
When scoring 0-1 goals	0-6-1
When scoring two or more goals	14-5-1
When scoring three or more goals	10-5-1

When scoring four or more goals	6-0-1
When scoring five or more goals	6-0-1
Against Ranked Opponents	
#1/1 Minnesota	2-0-0
#3/4 Michigan	2-0-0
#5/5 Wisconsin	0-1-1
#5/5 Minnesota	0-2-0
#8/9 Michigan	0-2-0
#14/-- Ohio State	1-1-0
#20/-- Arizona State	1-1-0
#20/-- Wisconsin	0-2-0
Total	6-9-1
Month-By-Month	
Notre Dame in November	2-2-0
Notre Dame in December	2-3-1
Notre Dame in January	4-4-0
Notre Dame in February	4-3-1
Notre Dame in March	2-1-0
Vs. Conferences	
Big Ten	12-11-2
Independent	2-2-0

THE LAST TIME...

TEAM	
Notre Dame won in overtime	January 29, 2021 at Penn State (3-2; Spencer Stastney GWG)
Notre Dame lost in overtime	January 28, 2021 at Penn State (2-1)
Notre Dame tied in overtime	February 20, 2021 at Wisconsin (5-5)
Notre Dame scored 10 or more goals in a game	December 29, 2010 vs. Canisius (10-2)
Notre Dame allowed 10 or more goals in a game	March 12, 2005 at Michigan (10-1)
Notre Dame had a home shutout	December 12, 2020 vs. Ohio State (Dylan St. Cyr, 20 saves)
Notre Dame had a road shutout	February 27, 2021 at Michigan State (Dylan St. Cyr, 29 saves)
Notre Dame had a neutral site shutout	October 13, 2018 vs. Providence (Cale Morris, 22 saves)
Notre Dame was shutout at home	February 13, 2021 vs. Minnesota (Jack LaFontaine 28 saves)
Notre Dame was shutout on the road or neutral	December 6, 2019 at Boston College (Spencer Knight, 26 saves; 4-0)
Notre Dame won 1-0	March 6, 2020 at Minnesota (Cale Morris, 12 saves)
Notre Dame had 40 or more shots in a game	January 9, 2021 vs. Arizona State in a 5-4 win (41 Shots)
Notre Dame had 50 or more shots in a game	October 7, 2016 vs. Arizona State (51 shots)
Notre Dame surrendered 40 or more shots in a game	February 20, 2021 at Wisconsin in a 5-5 OT tie/ND shootout win (44 Shots)
Notre Dame surrendered 50 or more shots in a game	January 25, 2019 vs. Michigan State (52 shots)
Notre Dame had three PP goals in a game	February 6, 2021 at Ohio State (8-1 win)
Notre Dame had four PP goals in a game	February 6, 2021 at Ohio State (8-1 win)
Notre Dame had six PP goals in a game	October 7, 2016 vs. Arizona State (9-2 win) February 13, 2009 vs. Northern Michigan (9-5 win)
Notre Dame had one short-handed goal	January 10, 2021 vs. Arizona State (Max Ellis, 5-3 loss)
Notre Dame had two short-handed goals	October 20, 2018 at Omaha (Cal Burke and Bobby Nardella, 8-2 win) January 7, 2011 at Northern Michigan (8-1 win)
Notre Dame surrendered five PP goals	December 4, 2004 vs. Michigan (8-0 loss)
Notre Dame surrendered four PP goals	February 1, 2013 at Ohio State (6-3 loss)
Notre Dame surrendered three PP goals	December 13, 2020 vs. Ohio State (3-2 loss)
Notre Dame surrendered two short-handed goals	February 8, 2013 vs. Michigan (7-4 win)
Notre Dame played a #1 ranked team	January 16, 2021 at Minnesota (W, 2-1)
Notre Dame tied a #1 ranked team	October 13 2017 vs. Denver (T, 2-2 in OT)
Notre Dame defeated a #1 ranked team	January 16, 2021 at Minnesota (W, 2-1)
Notre Dame defeated a #1 ranked team at home	November 8, 2013 vs. Minnesota (W, 4-1)
Notre Dame swept a series vs. a #1 ranked team	January 15-16, 2021 at Minnesota (W, 2-1 & 3-1)
Notre Dame swept a series versus a top-10 opponent	January 15-16, 2021 at #1 Minnesota (W, 2-1 & 3-1)
Notre Dame erased a two-goal deficit to win or tie	December 4, 2020 vs. Arizona State (W, 5-4)
Notre Dame erased a two-goal, third period deficit to win	December 4, 2020 vs. Arizona State (W, 5-4) March 1, 2019 vs. Penn State (W, 5-4)
Had at least eight penalty kills	October 20, 2018 at Omaha (ND 8-for-9 on the PK)
Notre Dame took zero penalties in a game	Jan. 29, 2021 at Penn State (W, 3-2)

INDIVIDUAL	
Notre Dame player scored a hat trick	November 14, 2020 - Colin Theisen vs. Wisconsin
Notre Dame defenseman scored a hat trick	January 18, 2015 - Robbie Russo at UConn
Notre Dame player scored four goals	October 19, 1995 - Brian Urick at Alaska Fairbanks
Notre Dame player scored five goals	December 29, 1971 - Ian Williams at Dartmouth
Notre Dame player had three assists	March 6, 2021 - Max Ellis vs. Penn State
Notre Dame player had four assists	January 25, 2019 - Mike O'Leary vs. Michigan State
Notre Dame player had five assists	October 21, 1994 - Jamie Ling vs. Waterloo (2-5-7)
Notre Dame player had four points	February 6, 2021 - Alex Steeves at Ohio State (1-3-4)
Notre Dame player had five points	October 20, 2018 - Bobby Nardella and Cal Burke at Omaha
Notre Dame player had six points	October 21, 1994 - Jamie Ling vs. Waterloo (2-5-7)
Notre Dame player had seven points	October 21, 1994 - Jamie Ling vs. Waterloo (2-5-7)
Notre Dame goalie made 35+ saves	March 6, 2021 vs. Penn State - Dylan St. Cyr, 37 saves (W, 7-1)
Notre Dame goalie made 40+ saves	January 31, 2020 - Cale Morris at Penn State, 45 saves (T, 3-3)
Notre Dame goalie made 50+ saves	February 3, 2018 - Cale Morris at Penn State, 55 saves (T, 2-2)
Opposing player scored a hat trick	January 24, 2019 - Cole Caufield of Wisconsin
Opposing player scored four goals	March 12, 1994 - Colin Ward of Western Michigan
Opposing player scored five goals	November 10, 1973 - Tom Ross of Michigan State
Opposing player had four assists	December 2, 2011 - Ludwig Karlsson of Northeastern (0-4-4)
Opposing player had five assists	January 20, 1996 - Kevin Hilton of Michigan (0-5-5)
Opposing player had four points	December 8, 2018 - Chase Berger (1-3-4) and Evan Barratt (1-3-4) of Penn State
Opposing player had five points	January 27, 2001 - Jeff Hamilton of Yale (2-3-5)
Opposing player had six points	January 11, 1994 - John Gruden of Ferris State (4-3-7)
Opposing player had seven points	January 11, 1994 - John Gruden of Ferris State (4-3-7)
Opposing goalie made 35+ saves	January 22, 2021 - Strauss Mann of Michigan, 35 saves (UM, 3-1)
Opposing goalie made 40+ saves	December 20, 2020 - Drew DeRidder of Michigan State, 42 saves (MSU, 4-3 OT)
Opposing goalie made 50+ saves	March 6, 2015 - Steve Mastalerz of UMass, 75 saves (4-3 ND loss)
Notre Dame had a penalty shot	March 29, 2019 -- Cal Burke (saved vs. Clarkson in NCAA Northeast Region Semifinal) January 21, 2017 - Joe Wegwerth (saved vs. New Hampshire)
Notre Dame scored on a penalty shot	December 6, 2013 - Jeff Costello (vs. UMass) March 16, 2013 - Bryan Rust (vs. Bowling Green)
Opponent had a penalty shot	January 5, 2020 -- Ethen Frank, Western Michigan (saved by Cale Morris, 4-1 win) January 3, 2020 -- Jason Polin, Western Michigan (saved by Cale Morris, 1-1 tie) February 3, 2018 - Andrew Strurtz, Penn State (saved by Cale Morris in OT in 2-2 tie) January 19, 2018 - Trent Frederic, Wisconsin (scored on Cale Morris, 4-2 ND win) March 10, 2017 - Shane Kavanagh, Providence (vs. Cal Petersen, missed wide, 5-0 ND win) January 29, 2016 - Colin White, Boston College (saved by Cal Petersen, 4-0 ND loss) January 22, 2016 - Ara Nazarian, New Hampshire (scored on Cal Petersen, 5-1 ND win) December 10, 2015 - Colin White, Boston College (saved by Cal Petersen, 4-3 ND win)

2020-21 COMBINED STATS

Date	Opponent	Score	Att.
* Nov 13	WISCONSIN	L 0-2	0
* Nov 14	WISCONSIN	L 3-5	0
* Nov 27	at #4 Michigan	W 3-2	0
* Nov 28	at #4 Michigan	W 2-1	0
Dec 03	#20 ARIZONA STATE	L 3-6	0
Dec 04	#20 ARIZONA STATE	W 5-4	0
* Dec 12	#14 OHIO STATE	W 3-0	0
* Dec 13	#14 OHIO STATE	L 2-3	0
* Dec 19	MICHIGAN STATE	Tot 1-1	0
* Dec 20	MICHIGAN STATE	Lot 3-4	0
Jan 09	ARIZONA STATE	W 5-4	74
Jan 10	ARIZONA STATE	L 3-5	0
* Jan 15	at #1 Minnesota	W 3-2	116
* Jan 16	at #1 Minnesota	W 2-1	0
* Jan 21	#8 MICHIGAN	L 1-5	136
* Jan 22	#8 MICHIGAN	L 1-3	138
* Jan 28	at Penn State	Lot 1-2	175
* Jan 29	at Penn State	Wot 3-2	194
* Feb 05	at Ohio State	W 6-1	0
* Feb 06	at Ohio State	W 8-1	0
* Feb 12	#5 MINNESOTA	L 0-3	79
* Feb 13	#5 MINNESOTA	L 0-3	80
* Feb 19	at #5 Wisconsin	L 2-4	0
* Feb 20	at #5 Wisconsin	Tot 5-5	0
* Feb 26	at Michigan State	W 2-0	103
* Feb 27	at Michigan State	W 2-0	0
* Mar 05	PENN STATE	W 5-2	104
* Mar 05	PENN STATE	W 7-1	113
Mar 14	PENN STATE	L 3-6	166

	ND	OPP
TEAM STATISTICS		
SHOT STATISTICS		
Goals-Shot attempts	84-941	78-863
Shot pct.	.089	.090
Goals/Game	2.9	2.7
Shots/Game	32.4	29.8
POWER PLAYS		
Goals-Power Plays	14-73	15-78
Conversion Percent	.192	.192
Shot Attempts	139	110
Shot Percent	.101	.136
GOAL BREAKDOWN		
Power Play	14	15
Short-handed	1	0
Empty net	1	4
Penalty	0	0
Unassisted	6	3
Overtime	1	2
Shootout	0	0
Delayed Penalty	0	0
PENALTIES		
Number	93	88
Minutes	249	242
Penalties/Game	3.2	3.0
Pen minutes/Game	8.6	8.3
FACEOFFS (W-L)		
Faceoff W-L Pct.	877-752	752-877
	.538	.462
SHOOTOUTS (Made-Att)	3-4	0-5

Record:	Overall	Home	Away	Neutral
ALL GAMES	14-13-2	5-11-1	9-2-1	0-0-0
CONFERENCE	12-10-2	3-8-1	9-2-1	0-0-0
NON-CONFERENCE	2-3-0	2-3-0	0-0-0	0-0-0

##	Player	gp	g	a	pts	sh	sh%	pen-min	pp	sh
16	Alex Steeves	29	15	17	32	125	.120	4-8	1	0
18	Graham Slaggert	27	7	18	25	35	.200	5-10	0	0
19	Landon Slaggert	25	8	14	22	51	.157	5-10	3	0
4	Nick Leivermann	29	5	12	17	95	.053	3-6	2	0
21	Max Ellis	24	5	11	16	64	.078	4-8	1	1
13	Colin Theisen	27	8	6	14	80	.100	8-49	4	0
24	Spencer Stastney	29	5	7	12	51	.098	3-6	1	0
14	Jesse Lansdell	28	4	7	11	26	.154	5-10	0	0
27	Trevor Janicke	29	4	6	10	55	.073	2-4	1	0
15	Michael Graham	18	2	8	10	23	.087	4-8	0	0
20	Jake Pivonka	29	2	7	9	49	.041	4-8	0	0
9	Grant Silianoff	28	4	4	8	26	.154	1-2	0	0
5	Matt Hellickson	29	1	7	8	37	.027	5-10	0	0
25	Solag Bakich	28	4	3	7	44	.091	7-14	0	0
2	Nate Clurman	27	4	3	7	37	.108	10-31	0	0
12	Ryder Rolston	28	1	5	6	51	.020	6-31	1	0
17	Pierce Crawford	27	1	3	4	18	.056	1-2	0	0
10	Cam Burke	14	1	2	3	10	.100	1-2	0	0
8	Matt Steeves	12	2	0	2	8	.250	1-2	0	0
26	Zach Plucinski	20	1	0	1	28	.036	5-10	0	0
29	Charlie Raith	25	0	1	1	19	.000	2-4	0	0
6	Jake Boltmann	19	0	0	0	9	.000	5-10	0	0
TM	TEAM	13	0	0	0	0	.000	2-4	0	0
Total		29	84	141	225	941	.089	93-249	14	1
Opponents		29	78	130	208	863	.090	88-242	15	0

##	Goalie	gp	min	ga	gaavg	saves	save%	w-l-t
33	Nick Sanford	4	8:51	0	0.00	2	1.000	0-0-0
1	Dylan St. Cyr	23	1254:42	51	2.44	597	.921	11-9-1
30	Ryan Bischel	10	480:39	23	2.87	186	.890	3-4-1
TM	EMPTY NET	13	14:28	4	-	0	.000	0-0-0
Total		29	1758:40	78	2.66	785	.910	14-13-2
Opponents		29	1758:40	84	2.87	857	.911	13-14-2

Attendance Summary	ND	Opponent
Total	890	588
Dates/Avg Per Date	17/52	12/49
Neutral Site #/Avg	0/0	

Goals by Period	1st	2nd	3rd	OT	Total
Notre Dame	22	27	34	1	84
Opponents	19	28	29	2	78

Shots by Period	1st	2nd	3rd	OT	Total
Notre Dame	319	298	310	14	941
Opponents	262	335	253	13	863

Saves by Period	1st	2nd	3rd	OT	Total
Notre Dame	243	307	224	11	785
Opponents	297	271	276	13	857

2020-21 LEADERS

##	Points	GP	G	A	Pts	Sh
16	Alex Steeves	29	15	17	32	125
18	Graham Slaggert	27	7	18	25	35
19	Landon Slaggert	25	8	14	22	51
4	Nick Leivermann	29	5	12	17	95
21	Max Ellis	24	5	11	16	64
13	Colin Theisen	27	8	6	14	80
24	Spencer Stastney	29	5	7	12	51
14	Jesse Lansdell	28	4	7	11	26
27	Trevor Janicke	29	4	6	10	55
15	Michael Graham	18	2	8	10	23

##	Goals	GP	G	A	Pts	Sh
16	Alex Steeves	29	15	17	32	125
19	Landon Slaggert	25	8	14	22	51
13	Colin Theisen	27	8	6	14	80
18	Graham Slaggert	27	7	18	25	35
4	Nick Leivermann	29	5	12	17	95
21	Max Ellis	24	5	11	16	64
24	Spencer Stastney	29	5	7	12	51
14	Jesse Lansdell	28	4	7	11	26
27	Trevor Janicke	29	4	6	10	55
9	Grant Silianoff	28	4	4	8	26

##	Power-Play Goals	GP	PPG
13	Colin Theisen	27	4
19	Landon Slaggert	25	3
4	Nick Leivermann	29	2

##	Short-Handed Goals	GP	SHG
21	Max Ellis	24	1

##	Game-Winning Goals	GP	GWG
24	Spencer Stastney	29	2
21	Max Ellis	24	2
18	Graham Slaggert	27	2

##	Plus/Minus	GP	+/-
4	Nick Leivermann	29	+10
21	Max Ellis	24	+8
24	Spencer Stastney	29	+5
27	Trevor Janicke	29	+5
18	Graham Slaggert	27	+4
9	Grant Silianoff	28	+4
12	Ryder Rolston	28	+4
16	Alex Steeves	29	+2
5	Matt Hellickson	29	+2
15	Michael Graham	18	+2

##	Assists	GP	G	A	Pts	Sh
18	Graham Slaggert	27	7	18	25	35
16	Alex Steeves	29	15	17	32	125
19	Landon Slaggert	25	8	14	22	51
4	Nick Leivermann	29	5	12	17	95
21	Max Ellis	24	5	11	16	64
15	Michael Graham	18	2	8	10	23
24	Spencer Stastney	29	5	7	12	51
14	Jesse Lansdell	28	4	7	11	26
20	Jake Pivonka	29	2	7	9	49
5	Matt Hellickson	29	1	7	8	37

##	Shots	GP	G	A	Pts	Sh	Sh%
16	Alex Steeves	29	15	17	32	125	.120
4	Nick Leivermann	29	5	12	17	95	.053
13	Colin Theisen	27	8	6	14	80	.100
21	Max Ellis	24	5	11	16	64	.078
27	Trevor Janicke	29	4	6	10	55	.073
19	Landon Slaggert	25	8	14	22	51	.157
24	Spencer Stastney	29	5	7	12	51	.098
12	Ryder Rolston	28	1	5	6	51	.020
20	Jake Pivonka	29	2	7	9	49	.041
25	Solag Bakich	28	4	3	7	44	.091

##	Shot Pct.	GP	G	A	Pts	Sh	Sh%
8	Matt Steeves	12	2	0	2	8	.250
18	Graham Slaggert	27	7	18	25	35	.200
19	Landon Slaggert	25	8	14	22	51	.157
9	Grant Silianoff	28	4	4	8	26	.154
14	Jesse Lansdell	28	4	7	11	26	.154
16	Alex Steeves	29	15	17	32	125	.120
2	Nate Clurman	27	4	3	7	37	.108
13	Colin Theisen	27	8	6	14	80	.100
10	Cam Burke	14	1	2	3	10	.100
24	Spencer Stastney	29	5	7	12	51	.098

##	Penalties	GP	Pen	Min
2	Nate Clurman	27	10	31
13	Colin Theisen	27	8	49
25	Solag Bakich	28	7	14
12	Ryder Rolston	28	6	31
19	Landon Slaggert	25	5	10
18	Graham Slaggert	27	5	10
14	Jesse Lansdell	28	5	10
6	Jake Boltmann	19	5	10
26	Zach Plucinski	20	5	10
5	Matt Hellickson	29	5	10

##	Penalty Minutes	GP	Pen	Min
13	Colin Theisen	27	8	49
12	Ryder Rolston	28	6	31
2	Nate Clurman	27	10	31
25	Solag Bakich	28	7	14
26	Zach Plucinski	20	5	10
5	Matt Hellickson	29	5	10
6	Jake Boltmann	19	5	10
14	Jesse Lansdell	28	5	10
19	Landon Slaggert	25	5	10
18	Graham Slaggert	27	5	10

2020-21 RESULTS

Date	Opponent	Score	Shots	Overall	Conf	Time	Att.	Goalie of record
* Nov 13	WISCONSIN	L 0-2	25/22	0-1-0	0-1-0	2:05		Dylan St. Cyr
* Nov 14	WISCONSIN	L 3-5	32/25	0-2-0	0-2-0	2:10		Dylan St. Cyr
* Nov 27	at #4 Michigan	W 3-2	18/34	1-2-0	1-2-0	2:00		Ryan Bischel
* Nov 28	at #4 Michigan	W 2-1	31/24	2-2-0	2-2-0	2:06		Ryan Bischel
Dec 03	#20 ARIZONA STATE	L 3-6	34/28	2-3-0	2-2-0	1:54		Ryan Bischel
Dec 04	#20 ARIZONA STATE	W 5-4	47/37	3-3-0	2-2-0	2:10		Dylan St. Cyr
* Dec 12	#14 OHIO STATE	W 3-0	28/20	4-3-0	3-2-0	2:02		Dylan St. Cyr
* Dec 13	#14 OHIO STATE	L 2-3	19/21	4-4-0	3-3-0	2:16		Dylan St. Cyr
* Dec 19	MICHIGAN STATE	Tot 1-1	48/20	4-4-1	3-3-1	2:28		Ryan Bischel
* Dec 20	MICHIGAN STATE	Lot 3-4	45/28	4-5-1	3-4-1	2:19		Ryan Bischel
Jan 09	ARIZONA STATE	W 5-4	41/29	5-5-1	3-4-1	2:02	74	Dylan St. Cyr
Jan 10	ARIZONA STATE	L 3-5	29/28	5-6-1	3-4-1	2:06		Ryan Bischel
* Jan 15	at #1 Minnesota	W 3-2	27/19	6-6-1	4-4-1	01:57	116	Ryan Bischel
* Jan 16	at #1 Minnesota	W 2-1	24/26	7-6-1	5-4-1	02:06		Dylan St. Cyr
* Jan 21	#8 MICHIGAN	L 1-5	30/33	7-7-1	5-5-1	2:02	136	Dylan St. Cyr
* Jan 22	#8 MICHIGAN	L 1-3	36/35	7-8-1	5-6-1	2:05	138	Dylan St. Cyr
* Jan 28	at Penn State	Lot 1-2	32/36	7-9-1	5-7-1	2:09	175	Dylan St. Cyr
* Jan 29	at Penn State	Wot 3-2	27/35	8-9-1	6-7-1	2:14	194	Dylan St. Cyr
* Feb 05	at Ohio State	W 6-1	38/24	9-9-1	7-7-1	2:06		Dylan St. Cyr
* Feb 06	at Ohio State	W 8-1	36/26	10-9-1	8-7-1	2:08		Dylan St. Cyr
* Feb 12	#5 MINNESOTA	L 0-3	24/33	10-10-1	8-8-1	2:00	79	Dylan St. Cyr
* Feb 13	#5 MINNESOTA	L 0-3	28/28	10-11-1	8-9-1	2:05	80	Ryan Bischel
* Feb 19	at #5 Wisconsin	L 2-4	31/34	10-12-1	8-10-1	2:09		Dylan St. Cyr
* Feb 20	at #5 Wisconsin	Tot 5-5	36/44	10-12-2	8-10-2	2:23		Dylan St. Cyr
* Feb 26	at Michigan State	W 2-0	33/27	11-12-2	9-10-2	01:59	103	Dylan St. Cyr
* Feb 27	at Michigan State	W 2-0	34/29	12-12-2	10-10-2	02:21		Dylan St. Cyr
* Mar 05	PENN STATE	W 5-2	34/40	13-12-2	11-10-2	2:12	104	Dylan St. Cyr
* Mar 05	PENN STATE	W 7-1	38/39	14-12-2	12-10-2	2:18	113	Dylan St. Cyr
Mar 14	PENN STATE	L 3-6	36/39	14-13-2	12-10-2	2:17	166	Dylan St. Cyr

Team Record	W-L-T	Attendance	Dates	Total	Avg.
Overall:	14-13-2	Total:	29	1478	51
Conference:	12-10-2	Home:	17	890	52
Home:	5-11-1	Away:	12	588	49
Away:	9-2-1	Neutral:	0	0	0
Neutral:	0-0-0				
Overtime:	1-2-2				

2020-21 INDIVIDUAL GAME-BY-GAME

Opponent	Date	Score	Player												
			1 CYR,DYLAN S	2 CLURMAN,NA	4 LEIVERMANN	5 HELLICKSON,	6 BOLTMANN,J	8 STEEVES,MA	9 SILIANOFF,G	10 BURKE,CAM	12 ROLSTON,RY	13 THEISEN,COL	14 LANSDELL,JE		
UW	Nov 13	0-2 L	0-0-0	0-0-0	0-0-0	0-0-0	0-0-0	DNP	0-0-0	0-0-0	0-0-0	0-0-0	0-0-0	0-0-0	
UW	Nov 14	3-5 L	0-0-0	0-0-0	0-0-0	0-0-0	0-1-1	DNP	DNP	0-0-0	0-0-0	0-0-0	0-0-0	3-0-3	
at MICH	Nov 27	3-2 W	DNP	1-0-1	1-0-1	0-0-0	0-0-0	DNP	DNP	1-0-1	DNP	0-0-0	0-0-0	0-0-0	
at MICH	Nov 28	2-1 W	DNP	0-1-1	0-0-0	0-0-0	0-0-0	DNP	DNP	0-0-0	DNP	0-0-0	0-1-1	0-0-0	
ASU	Dec 03	3-6 L	0-0-0	1-0-1	0-2-2	0-1-1	DNP	DNP	DNP	0-0-0	DNP	0-0-0	0-0-0	0-0-0	
ASU	Dec 04	5-4 W	0-0-0	0-1-1	1-0-1	0-0-0	DNP	DNP	DNP	0-0-0	0-0-0	0-0-0	0-0-0	DNP	
OSU	Dec 12	3-0 W	0-0-0	0-0-0	0-1-1	0-0-0	0-0-0	DNP	DNP	0-0-0	0-0-0	0-1-1	0-0-0	0-0-0	
OSU	Dec 13	2-3 L	0-0-0	1-0-1	0-1-1	0-0-0	0-0-0	DNP	DNP	0-1-1	0-0-0	0-0-0	0-0-0	0-1-1	
MSU	Dec 19	1-1 t	DNP	0-0-0	0-1-1	0-0-0	0-0-0	DNP	DNP	0-0-0	0-0-0	0-0-0	0-0-0	0-0-0	
MSU	Dec 20	3-4 L	DNP	0-0-0	0-0-0	0-0-0	0-0-0	DNP	DNP	1-0-1	0-0-0	0-0-0	0-0-0	0-1-1	
ASU	Jan 09	5-4 W	0-0-0	DNP	0-0-0	0-0-0	0-0-0	DNP	DNP	2-0-2	DNP	0-1-1	0-0-0	1-0-1	
ASU	Jan 10	3-5 L	DNP	DNP	0-1-1	0-0-0	0-0-0	DNP	DNP	0-1-1	DNP	0-0-0	0-0-0	0-0-0	
at MINN	Jan 15	3-2 W	0-0-0	0-0-0	0-1-1	0-0-0	0-0-0	DNP	DNP	0-0-0	DNP	0-0-0	DNP	0-0-0	
at MINN	Jan 16	2-1 W	0-0-0	0-0-0	0-0-0	0-0-0	0-0-0	DNP	DNP	0-0-0	DNP	0-0-0	0-0-0	0-0-0	
MICH	Jan 21	1-5 L	0-0-0	0-0-0	0-0-0	1-0-1	0-0-0	DNP	DNP	0-0-0	DNP	0-0-0	0-1-1	0-0-0	
MICH	Jan 22	1-3 L	0-0-0	0-0-0	0-0-0	0-0-0	0-0-0	DNP	DNP	DNP	0-0-0	0-0-0	0-0-0	0-0-0	
at PSU	Jan 28	1-2 L	0-0-0	0-1-1	0-0-0	0-0-0	0-0-0	DNP	DNP	0-0-0	DNP	0-0-0	0-0-0	0-0-0	
at PSU	Jan 29	3-2 W	0-0-0	0-0-0	0-0-0	0-0-0	0-0-0	0-0-0	0-0-0	0-0-0	DNP	DNP	1-0-1	0-0-0	
at OSU	Feb 05	6-1 W	0-0-0	0-0-0	1-1-2	0-0-0	0-0-0	0-0-0	1-0-1	0-0-0	0-0-0	0-0-0	0-0-0	1-1-2	
at OSU	Feb 06	8-1 W	0-0-0	0-0-0	2-0-2	0-0-0	0-0-0	0-0-0	0-0-0	0-0-0	1-2-3	0-2-2	1-1-2	0-1-1	
MINN	Feb 12	0-3 L	0-0-0	0-0-0	0-0-0	0-0-0	0-0-0	0-0-0	0-0-0	0-0-0	0-0-0	0-0-0	0-0-0	0-0-0	
MINN	Feb 13	0-3 L	DNP	0-0-0	0-0-0	0-0-0	0-0-0	0-0-0	0-0-0	0-0-0	0-0-0	0-0-0	0-0-0	0-0-0	
at UW	Feb 19	2-4 L	0-0-0	0-0-0	0-0-0	0-0-0	0-0-0	DNP	DNP	0-0-0	0-0-0	0-0-0	0-0-0	0-0-0	
at UW	Feb 20	5-5 t	0-0-0	0-0-0	0-1-1	0-0-0	0-0-0	0-0-0	0-0-0	0-0-0	DNP	DNP	0-0-0	1-1-2	
at MSU	Feb 26	2-0 W	0-0-0	0-0-0	0-1-1	0-2-2	0-0-0	0-0-0	0-0-0	0-0-0	DNP	DNP	0-0-0	0-0-0	
at MSU	Feb 27	2-0 W	0-0-0	0-0-0	0-1-1	0-0-0	0-0-0	0-0-0	0-0-0	0-0-0	DNP	DNP	0-0-0	1-0-1	
PSU	Mar 05	5-2 W	0-0-0	1-0-1	0-0-0	0-1-1	0-1-1	0-0-0	1-0-1	0-2-2	DNP	DNP	0-0-0	0-2-2	
PSU	Mar 05	7-1 W	0-0-0	0-0-0	0-1-1	0-1-1	0-1-1	0-0-0	0-0-0	0-0-0	DNP	DNP	0-1-1	0-2-2	
PSU	Mar 14	3-6 L	0-0-0	0-0-0	0-0-0	0-1-1	0-1-1	0-0-0	0-0-0	0-0-0	DNP	DNP	1-0-1	1-0-1	

Opponent	Date	Score	Player												
			15 GRAHAM,MIC	16 STEEVES,AL	17 CRAWFORD,	18 SLAGGERT,G	19 SLAGGERT,L	20 PIVONKA,JAK	21 ELLIS,MAX	24 STASTNEY,S	25 BAKICH,SOL	26 PLUCINSKI,Z	27 JANICKE,TRE		
UW	Nov 13	0-2 L	0-0-0	0-0-0	0-0-0	0-0-0	DNP	0-0-0	0-0-0	0-0-0	0-0-0	0-0-0	0-0-0	0-0-0	
UW	Nov 14	3-5 L	0-1-1	0-3-3	0-0-0	0-0-0	DNP	0-0-0	0-0-0	0-0-0	0-0-0	0-1-1	0-0-0	0-0-0	
at MICH	Nov 27	3-2 W	0-1-1	0-1-1	0-0-0	0-0-0	0-1-1	0-1-1	0-0-0	0-0-0	0-1-1	0-0-0	0-0-0	0-0-0	
at MICH	Nov 28	2-1 W	0-1-1	1-0-1	0-0-0	0-0-0	0-1-1	0-0-0	0-0-0	0-0-0	1-0-1	0-0-0	0-0-0	0-0-0	
ASU	Dec 03	3-6 L	0-0-0	0-0-0	0-0-0	0-0-0	1-0-1	0-1-1	0-1-1	0-1-1	0-1-1	0-0-0	0-0-0	1-0-1	
ASU	Dec 04	5-4 W	0-0-0	1-0-1	0-0-0	0-0-0	0-0-0	1-0-1	1-1-2	0-2-2	0-1-1	1-0-1	0-0-0	0-1-1	
OSU	Dec 12	3-0 W	1-0-1	1-0-1	0-0-0	0-0-0	1-1-2	DNP	0-0-0	0-0-0	0-0-0	0-0-0	0-0-0	0-1-1	
OSU	Dec 13	2-3 L	0-0-0	1-0-1	0-0-0	0-0-0	0-1-1	DNP	0-0-0	0-0-0	0-0-0	0-0-0	0-0-0	0-0-0	
MSU	Dec 19	1-1 t	0-0-0	1-0-1	0-0-0	0-0-0	0-1-1	DNP	0-0-0	0-0-0	0-0-0	0-0-0	0-0-0	0-0-0	
MSU	Dec 20	3-4 L	1-1-2	0-1-1	0-0-0	0-0-0	1-0-1	DNP	0-0-0	0-0-0	0-1-1	0-0-0	0-0-0	0-1-1	
ASU	Jan 09	5-4 W	0-1-1	0-1-1	0-0-0	0-0-0	0-0-0	2-0-2	0-0-0	0-2-2	0-0-0	0-1-1	0-0-0	0-0-0	
ASU	Jan 10	3-5 L	0-1-1	0-0-0	0-0-0	0-0-0	0-0-0	0-0-0	0-1-1	2-0-2	1-0-1	0-1-1	0-0-0	0-0-0	
at MINN	Jan 15	3-2 W	0-0-0	1-0-1	0-0-0	0-0-0	1-2-3	1-1-2	0-0-0	0-0-0	0-0-0	0-0-0	0-0-0	0-0-0	
at MINN	Jan 16	2-1 W	0-1-1	0-0-0	DNP	0-0-0	0-0-0	0-0-0	0-0-0	1-0-1	0-1-1	1-0-1	0-0-0	0-1-1	
MICH	Jan 21	1-5 L	0-1-1	0-0-0	0-0-0	0-0-0	0-0-0	0-0-0	0-0-0	0-0-0	0-0-0	0-0-0	0-0-0	0-0-0	
MICH	Jan 22	1-3 L	0-0-0	1-0-1	0-0-0	0-0-0	0-1-1	0-0-0	0-0-0	0-0-0	0-1-1	0-0-0	0-0-0	0-0-0	
at PSU	Jan 28	1-2 L	0-0-0	1-0-1	DNP	0-1-1	0-0-0	0-0-0	0-0-0	0-0-0	0-0-0	0-0-0	0-0-0	0-0-0	
at PSU	Jan 29	3-2 W	0-0-0	1-0-1	0-0-0	0-1-1	0-1-1	0-0-0	0-0-0	DNP	1-0-1	DNP	0-0-0	0-0-0	
at OSU	Feb 05	6-1 W	DNP	1-3-4	0-0-0	0-2-2	1-1-2	0-0-0	0-0-0	DNP	1-1-2	0-1-1	DNP	0-0-0	
at OSU	Feb 06	8-1 W	DNP	0-3-3	1-2-3	1-2-3	1-2-3	0-2-2	0-0-0	DNP	1-0-1	1-0-1	DNP	0-1-1	
MINN	Feb 12	0-3 L	DNP	0-0-0	0-0-0	0-0-0	0-0-0	0-0-0	0-0-0	DNP	0-0-0	0-0-0	DNP	0-0-0	
MINN	Feb 13	0-3 L	DNP	0-0-0	0-0-0	0-0-0	0-0-0	0-0-0	0-0-0	DNP	0-0-0	0-0-0	DNP	0-0-0	
at UW	Feb 19	2-4 L	DNP	1-1-2	0-0-0	0-0-0	1-1-2	0-2-2	0-0-0	0-0-0	0-0-0	0-0-0	DNP	0-0-0	
at UW	Feb 20	5-5 t	DNP	2-0-2	0-0-0	0-0-0	0-1-1	0-2-2	0-1-1	0-2-2	0-0-0	1-0-1	DNP	1-0-1	
at MSU	Feb 26	2-0 W	DNP	1-0-1	0-0-0	0-0-0	0-0-0	1-1-2	0-0-0	0-0-0	0-0-0	0-0-0	DNP	0-0-0	
at MSU	Feb 27	2-0 W	DNP	0-1-1	0-0-0	0-2-2	1-0-1	0-0-0	0-0-0	0-0-0	0-0-0	0-0-0	DNP	0-0-0	
PSU	Mar 05	5-2 W	DNP	0-1-1	0-1-1	0-0-0	0-0-0	1-0-1	0-1-1	1-0-1	0-0-0	0-0-0	1-0-1	0-1-1	
PSU	Mar 05	7-1 W	DNP	1-1-2	0-0-0	1-0-1	0-1-1	0-1-1	1-1-2	1-2-3	0-1-1	0-0-0	0-0-0	2-0-2	
PSU	Mar 14	3-6 L	DNP	0-1-1	0-0-0	0-0-0	0-0-0	0-1-1	0-1-1	0-1-1	0-0-0	0-0-0	DNP	0-0-0	

2020-21 INDIVIDUAL GAME-BY-GAME

Opponent	Date	Score		29	30	33
				RAITH,CHARL	BISCHEL,RYA	SANFORD,NI
UW	Nov 13	0-2	L	DNP	DNP	DNP
UW	Nov 14	3-5	L	0 - 0 - 0	0 - 0 - 0	DNP
at MICH	Nov 27	3-2	W	0 - 0 - 0	0 - 0 - 0	DNP
at MICH	Nov 28	2-1	W	0 - 0 - 0	0 - 0 - 0	DNP
ASU	Dec 03	3-6	L	0 - 0 - 0	0 - 0 - 0	DNP
ASU	Dec 04	5-4	W	0 - 0 - 0	DNP	DNP
OSU	Dec 12	3-0	W	0 - 0 - 0	DNP	DNP
OSU	Dec 13	2-3	L	0 - 0 - 0	DNP	DNP
MSU	Dec 19	1-1	t	0 - 0 - 0	0 - 0 - 0	DNP
MSU	Dec 20	3-4	L	0 - 1 - 1	0 - 0 - 0	DNP
ASU	Jan 09	5-4	W	0 - 0 - 0	DNP	DNP
ASU	Jan 10	3-5	L	0 - 0 - 0	0 - 0 - 0	DNP
at MINN	Jan 15	3-2	W	0 - 0 - 0	0 - 0 - 0	0 - 0 - 0
at MINN	Jan 16	2-1	W	0 - 0 - 0	DNP	DNP
MICH	Jan 21	1-5	L	DNP	DNP	DNP
MICH	Jan 22	1-3	L	DNP	DNP	DNP
at PSU	Jan 28	1-2	L	0 - 0 - 0	DNP	DNP
at PSU	Jan 29	3-2	W	0 - 0 - 0	DNP	DNP
at OSU	Feb 05	6-1	W	0 - 0 - 0	DNP	DNP
at OSU	Feb 06	8-1	W	0 - 0 - 0	DNP	0 - 0 - 0
MINN	Feb 12	0-3	L	0 - 0 - 0	DNP	DNP
MINN	Feb 13	0-3	L	0 - 0 - 0	0 - 0 - 0	DNP
at UW	Feb 19	2-4	L	0 - 0 - 0	DNP	DNP
at UW	Feb 20	5-5	t	0 - 0 - 0	DNP	DNP
at MSU	Feb 26	2-0	W	0 - 0 - 0	0 - 0 - 0	0 - 0 - 0
at MSU	Feb 27	2-0	W	0 - 0 - 0	DNP	DNP
PSU	Mar 05	5-2	W	0 - 0 - 0	DNP	DNP
PSU	Mar 05	7-1	W	DNP	DNP	0 - 0 - 0
PSU	Mar 14	3-6	L	0 - 0 - 0	DNP	DNP

ST. CYR GAME-BY-GAME

Date	Opponent	Score	Minutes	GA	GAAvg	Saves	Save%	W	L	T	PP	SH	EN	PN	SO
Nov 13, 2020	WISCONSIN	0-2	57:31	2	2.09	20	.909	0	1	0	1	0	0	0	0
Nov 14, 2020	WISCONSIN	3-5	52:25	5	3.82	17	.841	0	2	0	1	0	0	0	0
Dec 03, 2020	ARIZONA STATE	3-6	10:34	0	3.49	2	.848	0	2	0	0	0	0	0	0
Dec 04, 2020	ARIZONA STATE	5-4	60:00	4	3.66	33	.867	1	2	0	1	0	0	0	0
Dec 12, 2020	OHIO STATE	3-0	59:59	0	2.74	20	.893	2	2	0	0	0	0	0	0
Dec 13, 2020	OHIO STATE	2-3	57:24	3	2.82	18	.887	2	3	0	3	0	0	0	0
Jan 09, 2021	ARIZONA STATE	5-4	60:00	4	3.02	25	.882	3	3	0	2	0	0	0	0
Jan 16, 2021	at Minnesota	2-1	60:00	1	2.73	25	.894	4	3	0	0	0	0	0	0
Jan 21, 2021	MICHIGAN	1-5	59:58	5	3.01	28	.887	4	4	0	1	0	0	0	0
Jan 22, 2021	MICHIGAN	1-3	59:52	3	3.01	32	.891	4	5	0	0	0	0	0	0
Jan 28, 2021	at Penn State	1-2	63:08	2	2.90	34	.898	4	6	0	0	0	0	0	0
Jan 29, 2021	at Penn State	3-2	64:06	2	2.80	33	.903	5	6	0	0	0	0	0	0
Feb 05, 2021	at Ohio State	6-1	60:00	1	2.65	23	.906	6	6	0	0	0	0	0	0
Feb 06, 2021	at Ohio State	8-1	55:34	1	2.54	24	.910	7	6	0	0	0	0	0	0
Feb 12, 2021	MINNESOTA	0-3	57:41	2	2.51	30	.912	7	7	0	1	0	0	0	0
Feb 19, 2021	at Wisconsin	2-4	59:06	3	2.54	30	.912	7	8	0	1	0	0	0	0
Feb 20, 2021	at Wisconsin	5-5	65:00	5	2.68	39	.910	7	8	1	1	0	0	0	0
Feb 26, 2021	at Michigan State	2-0	60:00	0	2.52	27	.915	8	8	1	0	0	0	0	0
Feb 27, 2021	at Michigan State	2-0	60:00	0	2.38	29	.919	9	8	1	0	0	0	0	0
Mar 05, 2021	PENN STATE	5-2	60:00	2	2.36	38	.921	10	8	1	0	0	0	0	0
Mar 05, 2021	PENN STATE	7-1	55:30	1	2.30	37	.925	11	8	1	0	0	0	0	0
Mar 14, 2021	PENN STATE	3-6	56:54	5	2.44	33	.921	11	9	1	1	0	0	0	0
Totals			1254:42	51	2.44	597	.921	11	9	1	13	0	0	0	0

BISCHEL GAME-BY-GAME

Date	Opponent	Score	Minutes	GA	GAAvg	Saves	Save%	W	L	T	PP	SH	EN	PN	SO
Nov 14, 2020	WISCONSIN	3-5	7:10	0	0.00	3	1.000	0	0	0	0	0	0	0	0
Nov 27, 2020	at Michigan	3-2	60:00	2	1.79	32	.946	1	0	0	0	0	0	0	0
Nov 28, 2020	at Michigan	2-1	60:00	1	1.42	23	.951	2	0	0	0	0	0	0	0
Dec 03, 2020	ARIZONA STATE	3-6	49:06	5	2.72	20	.907	2	1	0	0	0	0	0	0
Dec 19, 2020	MICHIGAN STATE	1-1	64:56	1	2.24	19	.915	2	1	1	0	0	0	0	0
Dec 20, 2020	MICHIGAN STATE	3-4	61:26	4	2.58	24	.903	2	2	1	0	0	0	0	0
Jan 10, 2021	ARIZONA STATE	3-5	58:01	5	2.99	23	.889	2	3	1	2	0	0	0	0
Jan 15, 2021	at Minnesota	3-2	60:00	2	2.85	17	.890	3	3	1	0	0	0	0	0
Feb 13, 2021	MINNESOTA	0-3	60:00	3	2.87	25	.890	3	4	1	0	0	0	0	0
Totals			480:39	23	2.87	186	.890	3	4	1	2	0	0	0	0

2020-21 GAME-BY-GAME COMPARISON

Date	Opponent	Score	Goals	Shots		Penalties		Power Plays	
				Assists	Shots	Pen-Min	Pen-Min	G-Ch	G-Ch
Nov 13	WISCONSIN	0-2	0 / 2	0 / 4	25 / 22	2-4	/ 2-4	0-2	/ 1-2
Nov 14	WISCONSIN	3-5	3 / 5	6 / 8	32 / 25	6-23	/ 4-8	1-2	/ 1-4
Nov 27	at Michigan	3-2	3 / 2	5 / 2	18 / 34	1-2	/ 0-0	0-0	/ 0-1
Nov 28	at Michigan	2-1	2 / 1	4 / 2	31 / 24	3-6	/ 2-4	0-2	/ 0-3
Dec 03	ARIZONA STATE	3-6	3 / 6	6 / 10	34 / 28	1-2	/ 1-2	1-1	/ 0-1
Dec 04	ARIZONA STATE	5-4	5 / 4	6 / 8	47 / 37	4-8	/ 1-2	0-1	/ 1-4
Dec 12	OHIO STATE	3-0	3 / 0	4 / 0	28 / 20	3-6	/ 3-6	0-3	/ 0-3
Dec 13	OHIO STATE	2-3	2 / 3	4 / 6	19 / 21	7-25	/ 5-10	0-5	/ 3-8
Dec 19	MICHIGAN STATE	1-1	1 / 1	2 / 2	48 / 20	4-8	/ 6-23	0-4	/ 0-2
Dec 20	MICHIGAN STATE	3-4	3 / 4	6 / 7	45 / 28	3-6	/ 6-23	0-4	/ 0-2
Jan 09	ARIZONA STATE	5-4	5 / 4	6 / 8	41 / 29	3-6	/ 5-10	0-4	/ 2-2
Jan 10	ARIZONA STATE	3-5	3 / 5	5 / 8	29 / 28	5-21	/ 1-2	0-1	/ 2-6
Jan 15	at Minnesota	3-2	3 / 2	4 / 3	27 / 19	2-4	/ 1-2	1-1	/ 0-2
Jan 16	at Minnesota	2-1	2 / 1	3 / 2	24 / 26	6-12	/ 5-10	1-4	/ 0-5
Jan 21	MICHIGAN	1-5	1 / 5	2 / 9	30 / 33	2-4	/ 3-6	0-3	/ 1-2
Jan 22	MICHIGAN	1-3	1 / 3	2 / 6	36 / 35	2-4	/ 2-4	0-1	/ 0-1
Jan 28	at Penn State	1-2	1 / 2	2 / 4	32 / 36	1-2	/ 1-2	0-1	/ 0-1
Jan 29	at Penn State	3-2	3 / 2	2 / 2	27 / 35	0-0	/ 1-2	0-1	/ 0-0
Feb 05	at Ohio State	6-1	6 / 1	10 / 0	38 / 24	5-21	/ 5-10	1-5	/ 0-4
Feb 06	at Ohio State	8-1	8 / 1	16 / 2	36 / 26	2-4	/ 5-21	4-6	/ 0-1
Feb 12	MINNESOTA	0-3	0 / 3	0 / 5	24 / 33	2-4	/ 4-19	0-3	/ 1-2
Feb 13	MINNESOTA	0-3	0 / 3	0 / 4	28 / 28	6-20	/ 3-6	0-2	/ 0-4
Feb 19	at Wisconsin	2-4	2 / 4	4 / 6	31 / 34	3-6	/ 2-4	0-2	/ 1-3
Feb 20	at Wisconsin	5-5	5 / 5	9 / 9	36 / 44	3-6	/ 2-4	1-2	/ 1-3
Feb 26	at Michigan State	2-0	2 / 0	4 / 0	33 / 27	2-4	/ 2-4	0-2	/ 0-2
Feb 27	at Michigan State	2-0	2 / 0	4 / 0	34 / 29	7-25	/ 7-25	2-4	/ 0-3
Mar 05	PENN STATE	5-2	5 / 2	9 / 3	34 / 40	2-4	/ 1-2	0-1	/ 0-2
Mar 05	PENN STATE	7-1	7 / 1	11 / 2	38 / 39	3-6	/ 5-21	0-3	/ 0-2
Mar 14	PENN STATE	3-6	3 / 6	5 / 8	36 / 39	3-6	/ 3-6	2-3	/ 1-3
Totals		84-78	84 / 78	141 / 130	941 / 863	93-249	/ 88-242	14-73	/ 15-78

Note: Game totals are displayed in the format TEAM/OPPONENT for each category

Solag Bakich

Season	GP	G	A	Points	Shots	Shot%	Pen-Min	+/-	PPG	SHG	GWG	Blk
2019	10	1	0	1	3	.333	1-2	+2	0	0	0	-
2020	28	4	3	7	44	.091	7-14	-3	0	0	0	8
TOTAL	38	5	3	8	47	.106	8-16	-1	0	0	0	8

Ryan Bischel

Season	GP	G	A	Points	Shots	Shot%	Pen-Min	+/-	PPG	SHG	GWG	Blk
2019	7	0	1	1	-	-	0-0	0	0	0	0	-
2020	10	0	0	0	-	-	0-0	0	0	0	0	-
TOTAL	17	0	1	1	-	-	0-0	0	0	0	0	-

Goalie	GP-GS	Minutes	GA	GAAvg	Saves	Save%	W	L	T	Sho	PPG	SHG
2019	7-4	285:02	12	2.53	130	.915	3	1	0	0.0	3	0
2020	10-8	480:39	23	2.87	188	.890	3	4	1	0.0	2	0
TOTAL	17-12	765:41	35	2.74	316	.900	6	5	1	0.0	5	0

Brady Bjork

Jake Boltmann

Season	GP	G	A	Points	Shots	Shot%	Pen-Min	+/-	PPG	SHG	GWG	Blk
2020	19	0	0	0	9	.000	5-10	-1	0	0	0	27
TOTAL	19	0	0	0	9	.000	5-10	-1	0	0	0	27

Cam Burke

Season	GP	G	A	Points	Shots	Shot%	Pen-Min	+/-	PPG	SHG	GWG	Blk
2018	32	4	1	5	31	.129	6-23	-3	0	0	1	8
2019	36	2	1	3	32	.062	6-23	-3	0	0	1	13
2020	14	1	2	3	10	.100	1-2	-2	0	0	0	1
TOTAL	82	7	4	11	73	.096	13-48	-8	0	0	2	22

Nate Clurman

Season	GP	G	A	Points	Shots	Shot%	Pen-Min	+/-	PPG	SHG	GWG	Blk
2018	39	0	3	3	29	.000	4-8	+3	0	0	0	25
2019	37	0	9	9	65	.000	5-10	+8	0	0	0	65
2020	27	4	3	7	37	.108	10-31	-1	0	0	0	26
TOTAL	103	4	15	19	131	.031	19-49	+10	0	0	0	116

Pierce Crawford

Season	GP	G	A	Points	Shots	Shot%	Pen-Min	+/-	PPG	SHG	GWG	Blk
2017	8	0	0	0	2	.000	2-4	-1	0	0	0	3
2018	34	2	3	5	19	.105	1-2	-3	0	1	1	5
2019	37	1	2	3	36	.028	8-16	-5	0	0	1	9
2020	27	1	3	4	18	.056	1-2	0	0	0	0	8
TOTAL	106	4	8	12	75	.053	12-24	-9	0	1	2	25

Dylan St. Cyr

Season	GP	G	A	Points	Shots	Shot%	Pen-Min	+/-	PPG	SHG	GWG	Blk
2017	5	0	0	0	-	-	0-0	0	0	0	0	-
2018	6	0	0	0	-	-	0-0	0	0	0	0	-
2020	23	0	0	0	-	-	0-0	0	0	0	0	-
TOTAL	34	0	0	0	-	-	0-0	0	0	0	0	-

Goalie	GP-GS	Minutes	GA	GAAvg	Saves	Save%	W	L	T	Sho	PPG	SHG
2017	5-4	235:11	12	3.06	133	.917	1	2	1	1.0	1	0
2018	6-5	326:57	11	2.02	157	.935	4	1	0	1.0	5	0
2020	23-19	1254:42	51	2.44	597	.921	11	9	1	3.0	13	0
TOTAL	34-28	1816:50	74	2.44	887	.923	16	12	2	5.0	19	0

Max Ellis

Season	GP	G	A	Points	Shots	Shot%	Pen-Min	+/-	PPG	SHG	GWG	Blk
2019	8	1	0	1	11	.091	2-4	-1	0	0	1	3
2020	24	5	11	16	64	.078	4-8	+8	1	1	2	8
TOTAL	32	6	11	17	75	.080	6-12	+7	1	1	3	11

Michael Graham

Season	GP	G	A	Points	Shots	Shot%	Pen-Min	+/-	PPG	SHG	GWG	Blk
2018	39	12	10	22	69	.174	6-12	+3	8	0	1	12
2019	30	4	16	20	50	.080	3-6	-2	1	0	0	12
2020	18	2	8	10	23	.087	4-8	+2	0	0	0	8
TOTAL	87	18	34	52	142	.127	13-26	+3	9	0	1	32

Matt Hellickson

Season	GP	G	A	Points	Shots	Shot%	Pen-Min	+/-	PPG	SHG	GWG	Blk
2017	40	3	9	12	49	.061	6-12	+4	3	0	1	28
2018	40	4	12	16	59	.068	8-16	+5	2	0	1	55
2019	37	5	11	16	43	.116	8-16	-12	2	0	3	81
2020	29	1	7	8	37	.027	5-10	+2	0	0	0	29
TOTAL	146	13	39	52	188	.069	27-54	-1	7	0	5	193

Trevor Janicke

Season	GP	G	A	Points	Shots	Shot%	Pen-Min	+/-	PPG	SHG	GWG	Blk
2019	37	8	5	13	79	.101	3-6	+1	0	0	1	21
2020	29	4	6	10	55	.073	2-4	+5	1	0	0	10
TOTAL	66	12	11	23	134	.090	5-10	+6	1	0	1	31

Jesse Lansdell

Season	GP	G	A	Points	Shots	Shot%	Pen-Min	+/-	PPG	SHG	GWG	Blk
2019	37	1	6	7	26	.038	13-37	-2	0	0	0	23
2020	28	4	7	11	26	.154	5-10	-1	0	0	1	18
TOTAL	65	5	13	18	52	.096	18-47	-3	0	0	1	41

Nick Leivermann

Season	GP	G	A	Points	Shots	Shot%	Pen-Min	+/-	PPG	SHG	GWG	Blk
2018	23	1	1	2	14	.071	0-0	-1	0	0	0	12
2019	32	5	7	12	74	.068	5-10	-1	2	0	0	32
2020	29	5	12	17	95	.053	3-6	+10	2	0	1	45
TOTAL	84	11	20	31	183	.060	8-16	+8	4	0	1	89

Jake Pivonka

Season	GP	G	A	Points	Shots	Shot%	Pen-Min	+/-	PPG	SHG	GWG	Blk
2018	40	2	8	10	59	.034	7-25	+1	0	0	0	25
2019	35	4	7	11	50	.080	7-14	+7	0	0	0	34
2020	29	2	7	9	49	.041	4-8	-2	0	0	1	19
TOTAL	104	8	22	30	158	.051	18-47	+6	0	0	3	78

Zach Plucinski

Season	GP	G	A	Points	Shots	Shot%	Pen-Min	+/-	PPG	SHG	GWG	Blk
2020	20	1	0	1	28	.036	5-10	0	0	0	0	13
TOTAL	20	1	0	1	28	.036	5-10	0	0	0	0	13

Charlie Raith

Season	GP	G	A	Points	Shots	Shot%	Pen-Min	+/-	PPG	SHG	GWG	Blk
2019	36	2	1	3	26	.077	4-19	+5	0	0	1	26
2020	25	0	1	1	19	.000	2-4	+2	0	0	0	13
TOTAL	61	2	2	4	-	-	6-23	+7	0	0	1	39

Ryder Rolston

Season	GP	G	A	Points	Shots	Shot%	Pen-Min	+/-	PPG	SHG	GWG	Blk
2020	28	1	5	6	51	.020	6-31	+4	1	0	0	9
TOTAL	28	1	5	6	51	.020	6-31	+4	1	0	0	9

Nick Sanford

Season	GP	G	A	Points	Shots	Shot%	Pen-Min	+/-	PPG	SHG	GWG	Blk
2020	4	0	0	0	-	-	0-0	0	0	0	0	-
TOTAL	4	0	0	0	-	-	0-0	0	0	0	0	-

Goalie	GP-GS	Minutes	GA	GAAvg	Saves	Save%	W	L	T	Sho	PPG	SHG
2020	4-0	8:51	0	0.00	2	1.000	0	0	0	0.0	0	0
TOTAL	4-0	8:51	0	0.00	2	1.000	0	0	0	0.0	0	0

Grant Sillanoff

Season	GP	G	A	Points	Shots	Shot%	Pen-Min	+/-	PPG	SHG	GWG	Blk
2020	28	4	4	8	26	.154	1-2	+4	0	0	1	6
TOTAL	28	4	4	8	26	.154	1-2	+4	0	0	1	6

Graham Slaggert

Season	GP	G	A	Points	Shots	Shot%	Pen-Min	+/-	PPG	SHG	GWG	Blk
2018												

#1 Dylan St. Cyr

Saves

-- 46 (vs. Denver 10/13/17)

Goals Against

5 (5x - at Wisconsin 2/20/21)

Shutouts (5)

-- at Michigan State 2/27/21 (W, 2-0; 29 saves)

-- at Michigan State 2/26/21 (W, 2-0; 27 saves)

-- vs. Ohio State 12/12/20 (W, 3-0; 20 saves)

-- vs. Alabama Huntsville 10/7/17 (W, 4-0; 34 saves)

-- vs. RPI 12/1/18 (W, 3-0; 33 saves)

#2 Nate Clurman

Goals: 1 (4x - vs. Penn State 3/5/21)

Assists: 2 (at Wisconsin 11/16/19)

Points: 2 (at Wisconsin 11/16/19)

Multi-Point Games: 1

Point Streak: 4 games (Nov. 27 - Dec. 4, 2020.; 2-2-4)

Most Recent Goal: vs. Penn State 3/5/21

#4 Nick Leivermann

Goals: 2 (2x at Ohio State 2/6/21)

Assists: 2 (2x -- vs. Arizona State 12/3/20)

Points: 2 (4x -- at Ohio State 2/6/21)

Multi-Point Games: 5

Point Streak: 5 games (Dec. 3 - Dec. 19, 2020.; 1-5-6)

Most Recent Goal: at Ohio State 2/6/21 (two goals)

#5 Matt Hellickson

Goals: 1 (13x - at Michigan 1/21/21)

Assists: 2 (6x - at Michigan State 2/26/21)

Points: 3 (at Penn State 12/7/18)

Multi-Point Games: 6

Point Streak: 5 games (Oct. 13 - Nov. 2, 2019; 2-3-5)

Most Recent Goal: at Michigan 1/21/21

#6 Jake Boltmann

Goals: n/a

Assists: n/a

Points: n/a

Multi-Point Games: n/a

Point Streak: n/a

Most Recent Goal: n/a

#8 Matt Steeves

Goals: 1 (7x - vs. Penn State 3/5/21)

Assists: 1 (6x - at Wisconsin 11/16/19)

Points: 1 (13x - vs. Penn State 3/5/21)

Multi-Point Games: N/A

Point Streak: 2 games (twice)

Most Recent Goal: vs. Penn State 3/5/21

#9 Grant Silianoff

Goals: 2 (vs. Arizona State 1/9/21)

Assists: 2 (vs. Penn State 3/5/21)

Points: 2 (2x - vs. Penn State 3/5/21)

Multi-Point Games: 2

Point Streak: 3 games (Dec. 20, 2020 - Jan. 10, 2021; 3-1-4)

Most Recent Goal: vs. Arizona State 1/9/21 (two goals)

#10 Cam Burke

Goals: 1 (7x - at Ohio State 2/6/21)

Assists: 2 (at Ohio State 2/6/21)

Points: 3 (at Ohio State 2/6/21)

Multi-Point Games: 1

Point Streak: n/a

Most Recent Goal: at Ohio State 2/6/21

#12 Ryder Rolston

Goals: 1 (vs. Penn State 3/14/21)

Assists: 2 (at Ohio State 2/6/21)

Points: 2 (at Ohio State 2/6/21)

Multi-Point Games: 1

Point Streak: n/a

Most Recent Goal: vs. Penn State 3/14/21

#13 Colin Theisen

Goals: 3 (vs. Wisconsin 11/14/20)

Assists: 2 (5x - vs. Wisconsin 1/24/20)

Points: 3 (3x - vs. Wisconsin 11/14/20)

Multi-Point Games: 14

Point Streak: 5 games (Oct. 19 - Nov. 3, 2017; 3-4-7)

Most Recent Goal: vs. Penn State 3/14/21

#14 Jesse Lansdell

Goals: 1 (5x - vs. Penn State 3/14/21)

Assists: 2 (vs. Penn State 3/5/21)

Points: 2 (2x - vs. Penn State 3/5/21)

Multi-Point Games: 3

Point Streak: 2 games (2x - March 5 - pres.; 1-2-3)

Most Recent Goal: vs. Penn State 3/14/21

#15 Michael Graham

Goals: 2 (4x - vs. Wisconsin 2/16/18)

Assists: 3 (at Western Michigan 1/5/20)

Points: 4 (vs. Michigan State 1/25/19)

Multi-Point Games: 10

Point Streak: 3 games (twice, Nov. 14 - Nov. 28, 2020; 0-3-3)

Most Recent Goal: vs. Michigan State (12/20/20)

#16 Alex Steeves

Goals: 2 (5x - at Wisconsin 2/20/21)

Assists: 3 (4x - at Ohio State 2/6/21)

Points: 4 (2x - at Ohio State 2/5/21)

Multi-Point Games: 13

Point Streak: 7 games (2x - Feb. 19 - pres.; 5-5-10)

Most Recent Goal: vs. Penn State 3/6/21

#17 Pierce Crawford

Goals: 1 (4x - at Ohio State 2/6/21)

Assists: 2 (at Ohio State 2/6/21)

Points: 3 (at Ohio State 2/6/21)

Multi-Point Games: 1

Point Streak: 2 games (March 1-2; 0-2-2)

Most Recent Goal: at Ohio State 2/6/21

#18 Graham Slaggert

Goals: 1 (14 - at Wisconsin 2/19/21)

Assists: 2 (4x - at Michigan State 2/27/21)

Points: 3 (2x - at Ohio State 2/6/21)

Multi-Point Games: 7

Point Streak: 4 games (Dec. 12-20.; 2-3-5)

Most Recent Goal: at Wisconsin 2/20/21

#19 Landon Slaggert

Goals: 2 (vs. Arizona State 1/9/21)

Assists: 2 (3x - at Wisconsin 2/20/21)

Points: 2 (4x - at Michigan State 2/26/21)

Multi-Point Games: 7

Point Streak: 7 games (Feb. 19 - pres.; 3-7-10)

Most Recent Goal: vs. Penn State 3/5/21

#20 Jake Pivonka

Goals: 1 (8x - vs. Penn State 3/6/21)

Assists: 2 (at Michigan 11/10/18)

Points: 2 (4x - vs. Penn State 3/6/21)

Multi-Point Games: 4

Point Streak: 3 games (Oct. 13 - Oct. 26, 2019; 2-2-4)

Most Recent Goal: vs. Penn State 3/5/21

#21 Max Ellis

Goals: 2 (vs. Arizona State 1/10/21)

Assists: 2 (3x - at Wisconsin 2/20/21)

Points: 3 (vs. Penn State 3/6/21)

Multi-Point Games: 5

Point Streak: 2 games (twice, Jan. 9-10, 2021.; 2-2-4)

Most Recent Goal: vs. Penn State 3/6/21

#23 Brady Bjork

Goals: n/a

Assists: n/a

Points: n/a

Multi-Point Games: n/a

Point Streak: n/a

Most Recent Goal: n/a

#24 Spencer Stastney

Goals: 1 (9x - at Ohio State 2/6/21)

Assists: 2 (3x - vs. Wisconsin 1/25/20)

Points: 3 (vs. Lake Superior 10/26/19)

Multi-Point Games: 5

Point Streak: 4 games (Jan. 18-25, 2020; 0-6-6)

Most Recent Goal: at Ohio State 2/6/21

#25 Solag Bakich

Goals: 1 (5x - at Wisconsin 2/20/21)
Assists: 1 (3x - at Ohio State 2/5/21)
Points: 1 (8x - at Wisconsin 2/20/21)
Multi-Point Games: n/a
Point Streak: 2 games (Jan. 9-10, 2021.; 0-2-2)
Most Recent Goal: at Wisconsin 2/20/21

#26 Zach Plucinski

Goals: n/a
Assists: n/a
Points: n/a
Multi-Point Games: n/a
Point Streak: n/a
Most Recent Goal: n/a

#27 Trevor Janicke

Goals: 2 (vs. Penn State 3/6/21)
Assists: 1 (11x - vs. Penn State 3/6/21)
Points: 2 (4x - vs. Penn State 3/6/21)
Multi-Point Games: 4
Point Streak: 4 games (Oct. 26 - Nov. 8, 2019.; 4-3-7)
Most Recent Goal: vs. Penn State 3/5/21 (two goals)

#28 Christian DiCesare

Goals: n/a
Assists: n/a
Points: n/a
Multi-Point Games: n/a
Point Streak: n/a
Most Recent Goal: n/a

#29 Charlie Raith

Goals: 1 (2x - vs. Wisconsin 1/25/20)
Assists: 1 (2x - vs. Michigan State 12/20/20)
Points: 1 (4x - Michigan State 12/20/20)
Multi-Point Games: n/a
Point Streak: n/a
Most Recent Goal: vs. Wisconsin 1/25/20

#30 Ryan Bischel

Saves
-- 33 (vs. Air Force 10/11/19)
-- 32 (at Michigan 11/27/20)
Goals Against
5 (at Bowling Green 11/30/19)
5 (vs. Arizona State 1/10/21)
Shutouts (0)
Assists (1)
-- vs. Wisconsin 1/24/20 (L, 6-4)

#33 Nick Sanford

Saves: 1 (at Ohio State 2/6/21)
Goals Against: 0
Shutouts: n/a



DYLAN ST. CYR

Sr., Goaltender
Northville, MI



NATE CLURMAN

Jr., Defenseman
Boulder, CO



NICK LEIVERMANN

Jr., Defenseman
Eden Prairie, MN




MATT HELLEICKSON

Sr., Defenseman
Rogers, MN



JAKE BOLTSMANN

Fr., Defenseman
Edina, MN



MATT STEEVES

Sr., Forward
Eden Prairie, MN



GRANT SILIANOFF

Fr., Forward
Edina, MN



CAM BURKE

Jr., Forward
Boxborough, MA



RYDER ROLSTON

Fr., Forward
Birmingham, MI



COLIN THEISEN

Sr., Forward
Monroe, MI



JESSE LANSDELL

So., Forward
Surrey, British Columbia



MICHAEL GRAHAM

Jr., Forward
Eden Prairie, MN



ALEX STEEVES

Jr., Forward
Eden Prairie, MN




PIERCE CRAWFORD

Sr., Forward
Park Ridge, IL



GRAHAM SLAGGERT

Jr., Forward
South Bend, IN



LANDON SLAGGERT

Fr., Forward
South Bend, IN



JAKE PIVONKA

Jr., Forward
Naperville, IL



MAX ELLIS

So., Forward
Canton, MI




BRADY BJORK

Fr., Forward
Mequon, WI



SPENCER STASTNEY

Jr., Defenseman
Mequon, WI



SOLAG BAKICH
So., Forward
Dallas, TX



ZACH PLUCINSKI
Fr., Defenseman
Eagle River, AK



TREVOR JANICKE
So., Forward
Maple Grove, MN



CHRISTIAN DICESARE
So., Defenseman
Morristown, NJ



CHARLIE RAITH
Jr., Defenseman
Winnetka, IL



RYAN BISCHEL
So., Goaltender
Medina, MN



NICK SANFORD
Sr., Goaltender
Morristown, NJ



JEFF JACKSON
Head Coach



PAUL POOLEY
Associate Head Coach



ANDY SLAGGERT
Associate Head Coach



JACK CEGLARSKI
Volunteer
Assistant Coach



RON GROVE
Equipment Specialist



NICK SIERGIEJ
Coordinator of
Hockey Operations



KEVIN RICKS
Athletic Trainer



TONY ROLINSKI
Strength and
Conditioning Coach



TOM NEVALA
Team
Administrator



DAN COLLERAN
Athletics
Communications
Director



**REV. JOHN CONLEY,
C.S.C.**
Team Chaplain



2021 NCAA Division I Men's Ice Hockey Championship

Regionals
March 26-28

Semifinals
April 8

Championship
April 10



Albany Seeds

1. Boston College
2. St. Cloud St.
3. Boston U.
4. Notre Dame

Bridgeport Seeds

1. Wisconsin
2. Massachusetts
3. Lake Superior St.
4. Bemidji St.

Fargo Seeds

1. North Dakota
2. Michigan
3. Minn. Duluth
4. American Int'l

Loveland Seeds

1. Minnesota
2. Minnesota St.
3. Quinnipiac
4. Omaha

All times are Eastern time.
Information subject to change.

© 2021 National Collegiate Athletic Association. No commercial use without the NCAA's written permission.



Don't Bet On It.