




NOTRE DAME

BASEBALL



Fighting Irish Media

Matt Paras • mparas1@nd.edu

401-215-5656 (cell)

GAMES NO. 40-41 #1 NOTRE DAME (29-10, 25-10) VS. #8 VIRGINIA (27-22, 18-18) & #12 VIRGINIA TECH (27-23, 16-20)

SERIES AT-A-GLANCE

| Date | Time | Opponent | Location | Probable Starters | TV |
|--------|------------|-----------------------|-------------|-------------------|-----------------------|
| May 26 | 3 p.m. ET | vs. #12 Virginia Tech | Truist Park | TBA | RSN/ACCNX/FoxSportsGo |
| May 28 | 11 a.m. ET | vs. #8 Virginia | Truist Park | TBA | RSN/ACCNX/FoxSportsGo |

BY THE NUMBERS

| | |
|-------|---|
| 0.986 | The Irish currently rank No. 1 in the nation in fielding percentage (0.986). The Irish have only committed 21 errors in 39 games this season and have had two series where they have not committed any errors over the entire weekend. |
| 1 | After three weeks of conference play, Notre Dame was the only ACC team to not drop a conference series this season. They had series wins over Wake Forest, Clemson and Virginia with all three coming on the road. The Irish did not drop a conference series until their 11th of the season against Florida State. |
| 2 | Niko Kavadas did not waste any time getting off to a fast start in the 2021 season. Kavadas hit home runs in his first two at-bats in the season opener against Wake Forest. It is his second career multi-home run game and he tied a career high with 5 RBI. |
| 7 | With the series wins over Wake Forest, Clemson, Virginia, Pitt, Boston College and Virginia Tech this season, Notre Dame has won its last seven road conference series (dating back to last season) for the first time since joining the ACC. The last time the Irish won seven straight conference series on the road was during the 1991-1993 seasons when they won seven series in a row between the three seasons in the Mid-Western Collegiate Conference. |
| 10 | With the series win over Virginia Tech, the Irish won 10 ACC series this season. That leads the ACC this season and it is the most conference series wins in a season in program history. The previous record was nine back in 2001. |
| 13 | The Irish scored 13 unanswered runs in the 13-9 comeback win over Boston College on April 24. It is the most unanswered runs in a game since March 24, 2016 when the Irish scored 15 unanswered runs in a 16-4 road win over Virginia Tech. |
| 36 | The Irish racked up 36 runs over the course of their series sweep against North Carolina. It was the most runs in a series sweep for the Irish since March 20-22, 2008 when the Irish scored 38 runs in a series sweep over Georgetown. |
| 2009 | The Irish overcame a nine-run deficit to beat Boston College 13-9 on April 24. It is the first time since May 22, 2009 that the Irish overcame a seven run deficit or more to win a game. Back in 2009, they trailed St. John's 9-0 in the fourth inning and won the game 11-10. The Irish also overcame a seven-run deficit to win against No. 14 Georgia Tech on April 9 |

ACC Tournament Time

- The Irish head into the ACC Championship with the No. 1 overall seed and leaders in Pool A.
- Joining the Irish in Pool A are the eight-seed Virginia Cavaliers and 12-seed Virginia Tech Hokies.
- The Irish played both teams this season on the road and came away with sweeps in each series.
- The Irish swept the Cavaliers back on March 12-14 with wins of 10-5, 12-4 and 8-3.
- In the series sweep Notre Dame tallied 43 hits, their most in a series sweep since April 20-21, 2012 when they had 46 hits in a sweep over Georgetown.
- The Irish were the first Cavalier opponent to score in double digits in back to back games since April 26-27, 2016.
- The Irish faced the Hokies in the final series of the regular season in Blacksburg and came away with wins of 8-2, 4-0 and 7-1.
- The pitching staff only allowed three runs in the series sweep, the fewest in a sweep since March 20-21, 2008 when they allowed just two in a sweep against Georgetown.
- This will be the first time the Irish have faced Virginia and Virginia Tech in the ACC Championship

Jarrett Named ACC Coach of the Year, Kavadas & Bertrand Earn First Team Honors

- After leading the Irish to the first ACC Atlantic Division Championship in program history, head coach Link Jarrett was named the ACC Coach of the Year.
- The Irish finished with a conference-best 25 ACC wins this season and won 10 series which was also the best in the league.
- It is the first regular season conference championship since 2006 and Jarrett is the first coach to earn conference coach of the year honors since Paul Mainieri in 2001.
- The Irish finished the season leading the country in the fielding percentage (0.986) with just 21 errors in 39 games. The Irish also have not lost back-to-back games.
- The rest of the ACC Postseason Awards were announced and the Irish were well represented.
- Niko Kavadas and John Michael Bertrand were both named to the first team while Tanner Kohlhepp and Carter Putz earned second team honors.
- Niko leads the Irish with 16 home runs and 49 RBI on the season. He has hit the



AT A GLANCE

ACC STANDINGS

| Atlantic | ACC | Overall |
|-------------------|-------|---------|
| #1 Notre Dame | 25-10 | 29-10 |
| #3 NC State | 19-14 | 28-15 |
| #5 Florida State | 20-16 | 29-21 |
| #7 Louisville | 16-16 | 27-21 |
| #11 Clemson | 16-20 | 24-26 |
| Wake Forest | 10-22 | 20-27 |
| Boston College | 10-23 | 21-28 |
| Coastal | ACC | Overall |
| #2 Georgia Tech | 21-15 | 28-21 |
| #4 Miami | 20-15 | 32-17 |
| #6 North Carolina | 18-18 | 26-24 |
| #8 Virginia | 18-18 | 27-22 |
| #9 Duke | 16-17 | 28-20 |
| #10 Pitt | 16-17 | 22-19 |
| #12 Virginia Tech | 16-20 | 27-23 |

INDIVIDUAL STATS

| Individual Leaders | Category | # | ACC Rank | NCAA Rank |
|------------------------------|----------------|------|----------|-----------|
| Niko Kavadas | HR Per Game | 0.41 | 3 | 7 |
| | SLG% | .727 | 3 | 14 |
| | Home Runs | 16 | 4 | 15 |
| | RBI Per Game | 1.26 | 2 | 20 |
| | BB Per Game | 1.00 | 1 | 7 |
| | RBI | 49 | 4 | 73 |
| | OBP% | .464 | 4 | 90 |
| John Michael Bertrand | Victories | 7 | 1 | 53 |
| | Complete Games | 2 | 1 | 61 |
| Tanner Kohlhepp | Victories | 7 | 1 | 53 |
| | ERA | 2.56 | 1 | 64 |
| | Hits/9 Innings | 5.81 | 2 | 32 |
| | WHIP | 0.97 | 1 | 38 |

IRISH IN THE POLLS

| | BA | BW | CP | CB | D1 | PG |
|-----------|----|----|----|----|----|----|
| Preseason | - | - | - | - | - | - |
| Feb. 22 | - | - | - | - | - | - |
| Mar. 1 | - | - | - | - | - | - |
| Mar. 8 | - | - | 25 | - | 25 | - |
| Mar. 15 | 15 | 24 | 18 | 23 | 17 | 18 |
| Mar. 22 | 12 | 17 | 14 | 21 | 14 | 14 |
| Mar. 29 | 12 | 15 | 14 | 17 | 13 | 15 |
| Apr. 5 | 12 | 16 | 14 | 19 | 13 | 15 |
| Apr. 12 | 7 | 11 | 12 | 16 | 10 | 11 |
| Apr. 19 | 6 | 12 | 12 | 14 | 10 | 9 |
| Apr. 26 | 6 | 13 | 9 | 14 | 8 | 6 |
| May 3 | 2 | 9 | 7 | 10 | 7 | 3 |
| May 10 | 4 | 13 | 10 | 15 | 8 | 6 |
| May 17 | 3 | 9 | 9 | 13 | 8 | 5 |
| May 24 | 3 | 8 | 8 | 7 | 7 | 5 |
| May 31 | | | | | | |
| Final | | | | | | |

BA: Baseball America; BW: National Collegiate Baseball Writer's Association; CP: USA Today Coaches Poll; CB: Collegiate Baseball Newspaper; D1: D1Baseball.com; PG: Perfect Game

most home runs in a single season since Brant Ust hit 17 in 1999.

- John Michael Bertrand leads the Irish in innings pitched (74.2) and complete games (2) while he is tied for the team lead in strikeouts (57) and wins (7).
- Tanner Kohlhepp is tied for the team lead in strikeouts (57) and wins (7). He leads the ACC in ERA (2.56) among qualified pitchers.
- Putz leads the team in batting average (.316), hits (49) and triples (3) on the season. He ranks second on the squad in runs (32) and RBI (34).

Irish Sweep Hokies With 7-1 Win

- Notre Dame put the exclamation mark on one of the best regular seasons in program history with a 7-1 win over Virginia Tech to sweep the last ACC series of the year.
- The Irish pitching staff put together another stellar performance on the mound, limiting the Hokies to just one run.
- The trio of Joe Sheridan, Alex Rao and Will Mercer combined for the one-run outing with Rao earning his second win and Mercer getting his second save.
- At the plate, two-three run innings propelled the Irish to the win.
- In the fifth trailing 1-0, Notre Dame took the lead after a two RBI double from Spencer Myers and an RBI single from Niko Kavadas.
- In the ninth, David LaManna hit a solo home run and Kavadas hit a two run blast to put the game out of reach.
- For Kavadas, it was his 16th home run of the season and the most by an Irish player in a single season since 1999 when Brant Ust hit 17 that year.
- With the win, the Irish finished with a 25-10 record in ACC play which tied for the most conference wins ever in a season. The Irish had 25 wins back in the 1990 season when they were a part of the Mid-Western Collegiate Conference.

Irish Shut Out Hokies to Clinch Series

- The Irish put together another complete performance on the mound in the 4-0 shutout win over Virginia Tech.
- Aidan Tyrell got the Irish rolling with 5.2 innings of scoreless work while just allowing two hits and three base runners.
- At the plate, Ryan Cole got the Irish going with a two-run home run in the third inning, his fifth of the season, to put the Irish up 2-0.
- Tanner Kohlhepp followed up with 2.1 innings of scoreless relief while getting out of jams in the seventh and eighth inning.
- The Irish added an insurance run in the sixth and ninth inning to increase their lead.

- In the ninth with two runners on, Jack Brannigan moved from third to the mound to finish off the game.
- He struck out all three batters he faced to finish off Notre Dame's fourth shutout of the season and earn his third save of the season.
- The win clinched Notre Dame's 10th ACC series win of the season, the most conference series wins in a season in program history.
- The Irish finished the 2021 regular season 10-1-1 in ACC series with three sweeps on the year.

Bertrand Tosses Second Complete Game in 8-2 over Virginia Tech

- The most consistent starter for the Irish was at it again in the 8-2 win over Virginia Tech to win the series opener.
- He was dialed in early against the Hokies, allowing only one hit through the first four innings while striking out six.
- The bats opened the game up in the fifth inning when they scored six runs in the frame.
- Two runs scored on consecutive wild pitches and then another came in on an RBI single by Carter Putz.
- Jared Miller had the bases loaded and on the 10th pitch of the at-bat, he cleared the bases with a triple into the gap in right center to put the Irish up 7-0.
- That was more than enough offense as Bertrand went the distance for the second time this season and the third time in his career.
- He finished with eight strikeouts on the night, one earned run and did not walk a batter the entire outing.
- He is just one of two pitchers in the ACC to throw two complete games this season and is tied for the conference lead with seven wins this season.
- He is the first Irish pitcher to throw two complete games in a season since Tommy Sheehan had two in 2019.

Road Less Traveled

- With the 4-0 series-clinching win over Virginia Tech on May 21, the Irish won their seventh-consecutive ACC road series dating back to the 2020 season.
- The Irish finished the 2021 regular season undefeated in road ACC series after winning all six of them, including two sweeps.
- The Irish recorded a 15-4 record on the road in the 2021 regular season, the most road wins in a season since 1993 when they won 20.
- It is the longest road series winning streak for the Irish since they joined the ACC back in 2014.
- The last time the Irish won seven straight conference road series was back in the 1991-93

AT A GLANCE

The Record When...

| | |
|--|-------|
| Home | 14-6 |
| Away | 15-4 |
| Neutral | 0-0 |
| vs. teams ranked in top 25 | 10-5 |
| vs. teams ranked in top 10 | 1-1 |
| vs. teams ranked in top 5 | 0-0 |
| vs. unranked opponents..... | 18-4 |
| Both teams are ranked | 9-5 |
| Neither team is ranked | 2-1 |
| ND is ranked higher..... | 22-7 |
| Opponent is ranked higher..... | 6-2 |
| In February..... | 2-1 |
| In March..... | 9-3 |
| In April | 11-4 |
| In May | 7-2 |
| In June | 0-0 |
| Day Games | 20-8 |
| Night Games | 9-2 |
| Decided by one run | 6-1 |
| Decided by two runs or more | 23-9 |
| Scoring first..... | 21-3 |
| Opponent scores first | 8-7 |
| Leading after six innings | 21-2 |
| Leading after seven innings | 24-1 |
| Leading after eight innings | 28-0 |
| In extra innings | 1-0 |
| Scoring 0-2 runs..... | 0-7 |
| Scoring 3-5 runs..... | 10-1 |
| Scoring 6-9 runs..... | 10-2 |
| Scoring 10+ runs | 9-0 |
| Allowing 0-2 runs | 13-1 |
| Allowing 3-5 runs | 12-4 |
| Allowing 6-9 runs | 3-2 |
| Allowing 10+ runs..... | 1-3 |
| Coming off a loss..... | 9-0 |
| vs. Atlantic Coast Conference..... | 25-10 |
| vs. non-conference opponent | 4-0 |
| In game one of a three-game series..... | 7-5 |
| In game two of a three-game series | 10-2 |
| In game three of a three-game series | 8-3 |
| In rubber matches | 5-1 |

seasons when they won seven straight conference road series over Butler, Dayton, Xavier, Detroit Mercy Xavier, Butler and Duquesne.

- The Irish have been dubbed the road warriors as they have won 10 of their last 12 ACC road series dating back to the 2019 season.
- During his two-year tenure as head coach for the Irish, Link Jarrett's squad has a 24-5 record on the road.

Top-25, Here Come The Irish

- Following 10 ACC series wins and six of those coming on the road, everyone is taking note of the Irish.
- The Irish are ranked as high as No. 3 in the Baseball America poll, the third time this season the Irish cracked the Top-3.
- The Irish are also ranked in the Top-5 in Perfect Game's poll as they hold at the fifth spot for the second straight week
- Notre Dame is a consensus Top-10 team as they also rank #7 in D1Baseball and Collegiate Baseball and #8 in the USA Today Coaches poll and NCBWA poll.
- A week after cracking two of the polls after the series win against Clemson, the Irish appeared in all six polls after the road sweep of Virginia.
- In the final week of the 2020 regular season, Notre Dame made their first appearance in the Top-25 when they were selected No. 24 by Collegiate Baseball News.
- It was the first time the Irish were ranked in the Top-25 since the 2015 season, the last time Notre Dame made an NCAA Regional.

Irish Clinch Atlantic Division Title and Tournament Top Seed

- Following losses by Florida State and Louisville on Saturday, the Irish clinched the ACC Atlantic Division championship for the first time in program history.
- It is the first regular season championship for the Irish since 2006 when they were in the BIG EAST.
- Following Sunday's ACC action, the Irish clinched the top seed for the ACC Championship.
- Heading into the final week of the regular season, the Irish hold an ACC-best 22 conference wins and have won nine series this season, which also leads the ACC.
- On Friday prior to clinching the division championship, Notre Dame was selected as one of 20 potential hosts for the upcoming NCAA Baseball Championship. They were one of two ACC teams to crack the list as Pittsburgh was the other ACC representative.
- The final 16 hosts will be announced on Sunday, May 30 before the entire field gets announced the

following day.

Irish Rally To Beat Valpo

- In their final non-conference game of the regular season, the Irish used another late rally to come away with a victory.
- Notre Dame faced a 3-0 deficit going into the eighth inning and only had one hit on the game.
- Things changed quickly for the Irish and two bases loaded hits changed the tide of the game.
- The first run of the inning came off the bat of Jared Miller as he singled to score Brooks Coetzee.
- Following a Nick Juaire single and a walk to Zack Prazjner, Spencer Myers doubled down the left field line to score two and tie the game at 3-3.
- Ryan Cole walked to load the bases again and the Carter Putz sent them all home after a triple down the line in right field.
- The Irish scored one more in the eighth, bringing the total to seven runs in the inning and gave them a 7-3 lead.
- The eighth inning has been the most productive inning this season for the Irish as they have scored 44 runs in the eighth this season.
- Aidan Tyrell got the final two outs for the Irish as they earned the 7-4 come from behind win.
- Tanner Kohlhepp was also strong in relief, setting a career high with nine strikeouts over four innings.
- It was the third time this season the Irish have won a game after trailing heading into the eighth inning.

Bertrand Leads Irish to Victory Over Florida State

- After dropping the first game of the series, the Irish needed to bounce back in game one of the doubleheader against Florida State and they did just that.
- John Michael Bertrand was stellar on the mound for the Irish as he logged another long outing.
- Bertrand pitched seven innings without allowing a run and struck out a career-high nine batters.
- He allowed just five hits, all singles, and walked just one batter for his eighth quality start of the season. It is also the fifth outing that he has pitched seven innings or more.
- At the plate, Notre Dame scored in the first inning to take an early lead and it was the only run scored until the sixth.
- In the sixth, Jack Brannigan hit his fifth home run of the season, a three-run shot to right, to give the Irish some breathing room.
- Notre Dame took a 5-0 lead into the eighth but the Seminoles started to chip away and got the deficit to 5-3 with one out in the ninth.
- Jack Brannigan moved from third to the mound to finish the game off for the Irish. He collected

AT A GLANCE

the last two outs to earn his second save of the season.

- The win gave Notre Dame 22 ACC wins on the season, the most conference wins in a year since 2001 when they had 22 BIG EAST wins.
- After his performance, Bertrand was named ACC Pitcher of the Week on Monday.

Record Breaking Offense Powers Irish to Sweep Over Tar Heels

- The Notre Dame offense kept its hot play going in the 19-5 win in the series finale to sweep North Carolina.
- The Irish scored in five of the eight innings and put crooked numbers up in three of those innings.
- Notre Dame started early with a five run first inning to build an early lead thanks to RBI doubles by Niko Kavadas, Jack Brannigan and David LaManna.
- The Tar Heels tied the game in the top of the third but it did not last long as Carter Putz put the Irish back in front with a leadoff home run in the bottom of the inning.
- Notre Dame did not lay off the gas in the fourth inning, plating six runs in the frame. LaManna and Brooks Coetzee both hit home runs in the inning while Putz and Kavadas also drove in runs.
- In the final offensive frame for the Irish, they put six runs on the board again. Zack Prajzner scored two runs on a home run while LaManna, Kavadas and Putz drove in the other runs in the inning to put the stamp on the game.
- On the mound, Tanner Kohlhepp picked up his seventh win of the season which is the best mark in the conference.
- The 19 runs scored set an ACC record for the Irish as it is the most runs they have scored in a conference game since joining the league in 2014.
- It is the most runs in a game since May 15, 2018 when they also scored 19 runs in a 19-10 win over Northwestern.
- The Irish racked up 21 hits in the game, the most since March 24, 2016 when they had 21 in a 16-4 road win over Virginia Tech.
- The 36 runs scored in the series sweep was the most in a series sweep since March 20-22, 2008 when the Irish scored 38 in the sweep over Georgetown.
- With the win the Irish collected their 21st conference win of the season, the most in a season since they had 21 BIG EAST wins in the 2006 season.

Bats Lift Irish to Series Win Over North Carolina

- The Irish bats took care of business in the 13-12 win over North Carolina to claim the teams ninth ACC series win of the season.

- The Irish got out to an early lead after scoring in five of the first six innings and they scored multiple runs in four of those innings.
- Notre Dame's biggest inning came in the second when they plated four runs after Jared Miller, Ryan Cole and Niko Kavadas all singled to score runs in the inning.
- David LaManna, Brooks Coetzee and Cole all drove in runs in the fifth and sixth innings to put the Irish run total in double digits for the eighth time this season.
- John Michael Bertrand had another solid outing on the mound. He tossed 6.2 innings and allowed just two runs to pick up his fifth win of the season.
- With the win, Notre Dame improves to 7-2 this season in games Bertrand starts.

Irish Blank Tar Heels in Series Opener

- In the second to last home series of the regular season, the Irish pitching staff put together another masterful performance in the 4-0 win over North Carolina.
- Will Mercer got the Irish going on the mound, tossing the first 4.2 innings and allowed just three hits to the Tar Heels.
- Fresh off being named to the NCBWA Stopper of the Year Midseason Watch List, Tanner Kohlhepp came on to finish the fifth inning and went the rest of the way for the Irish.
- He pitched the final 4.1 innings of the game and also allowed just three hits to pick up his team-leading sixth win of the season.
- At the plate, Jack Brannigan launched his fourth home run of the season in the fourth to put the Irish in front.
- Kyle Hess also added a run in the fourth with an RBI single and that was all the offense for either squad until the eighth.
- Carter Putz and Brannigan scored two insurance runs to seal the 4-0 win.
- It is the third shutout the Irish have thrown this season and all of them have been against ACC opponents.

Irish Outlast Valpo in Midweek Matchup

- Notre Dame and Valpo met for the second time out of three scheduled meetings this season Tuesday at Frank Eck Stadium.
- In and back and forth game, the Irish ended on top 8-7 after going ahead in the seventh inning.
- The Irish scored three runs in the opening two innings to take an early lead before it went back and forth in the middle innings.
- The lead changed four times between the fifth and seventh inning before the Irish went ahead for good.
- Kyle Hess reached via an error in the seventh and

Jack Brannigan came home to score the go-ahead run.

- Liam Simon finished off the final two innings for his fifth win of the season, tying the team high with Tanner Kohlhepp.
- Simon pitched 2.1 innings and allowed just two hits with no runs and no walks.
- With the win, the Irish improve to 3-0 in non-conference games this season and have won their last seven non-conference games dating back to last season.
- The Irish have also won their last seven non-conference games at home dating back to the 2019 season.

Rally Irish Overcome Nine-Run Deficit to Defeat Boston College

- The Irish had a comeback you had to see to believe in the rubber match of their road series with Boston College.
- Notre Dame trailed 9-0 heading into the seventh as the comeback began with Zack Prajzner scoring the first run on a ground out from Spencer Myers.
- In the eighth Niko Kavadas led the inning off with a solo home run, his 15th of the season.
- Prajzner got in the long ball game with a three-run blast to pull the Irish within 9-5.
- Kyle Hess made it 9-6 when he scored after Myers legged out an infield single.
- Myers and Cole both came home on bases loaded walks to trim the deficit to 9-8.
- Then the Irish took their first lead of the game after David LaManna beat the throw to first which scored Kavadas and Carter Putz to put the Irish up 10-9.
- They weren't done in the inning as Jack Brannigan recorded his second career steal of home to double the Irish lead to 11-9.
- Then with the bases loaded, Kyle Hess hit a ground rule double to right that scored Prajzner and LaManna to balloon the Irish lead to 13-9.
- Notre Dame scored 12 runs in the eighth inning with eight coming with two outs.
- The eight runs with two outs are the most scored in that scenario by the Irish since the second inning on March 20, 2008 when the Irish also scored eight runs with two outs in a 25-1 win over Georgetown.
- Liam Simon and Aidan Tyrell combined for the final two innings to close the door on another series victory for the Irish.
- Notre Dame scored 13 unanswered runs in the win, the most since March 24, 2016 when the Irish scored 15 unanswered runs in a 16-4 road win over Virginia Tech.
- The 12 runs in the eighth inning was the most in an inning since the Irish scored 11 in the fourth

AT A GLANCE

inning on February 19, 2011 in a 19-2 win over Purdue.

- With the series win the Irish have won eight ACC series this season, the most conference series wins since they won eight in the BIG EAST back in 2001.
- The Irish scored in double figures for the seventh time this season and four of those instances have come in rubber match victories.
- Notre Dame improved to 5-0 this season in rubber matches.

Pitching, Power Push Irish Past Boston College

- The Irish bounced back after dropping the series opener to BC and won the first game of the doubleheader 5-2.
- The Irish jumped out to a 2-0 lead in the first inning after Spencer Myers scored on a sacrifice fly and Ryan Cole came home after Niko Kavadas forced the throw to second on a delayed steal.
- Notre Dame added to its lead in the second when Zack Prajzner scored on Myers' single to the pitcher.
- John Michael Bertrand put together another stellar outing on the mound, working 6.1 innings and allowed just four hits and two runs to the Eagles.
- After BC trimmed the Irish lead to one, Tanner Kohlhepp came on to finish the outing off for the Irish.
- Niko Kavadas gave Kohlhepp some breathing room in the ninth with a two run home run for his 14th of the season.
- Kohlhepp retired all eight BC batters he faced to pick up his second save and even the series for the Irish.
- With the win, Notre Dame improves to 7-0 this season coming off a loss.

Bats Come Alive in Rubber Match Win over Wolfpack

- Over the first two games of the series, the Irish offense only scored five runs but that changed quickly in the 11-2 rubber match win over the Wolfpack.
- Some of the nation's best defense was on display in the top of the first as Spencer Myers made a jumping catch at the wall to end the inning with the bases loaded and no runs scored for the Wolfpack.
- In the bottom of the first, Notre Dame plated three runs after an RBI single from Carter Putz and a two-RBI double from Brooks Coetzee.
- The Wolfpack pulled within two at 3-1 after the top of the fifth but the Irish offense came alive over the final four innings.
- They scored in each of the final four innings, including crooked numbers in the sixth and

seventh inning.

- In the seventh inning, Jack Brannigan broke the game open with a three-run home run to extend the Irish lead to 10-1.
- Zack Prajzner and Niko Kavadas also belted home runs in the win, the fourth game this season the Irish have hit three or more home runs.
- For Kavadas it was his 13th home run of the season and the 37th of his career, putting him in a tie for third for most home runs all-time in an Irish career.
- With the win, the Irish improved to 4-0 in rubber matches this season and 6-0 in games following a loss.
- The Irish also scored in double figures for the sixth game this season and three of those instances have come in rubber match wins.

Irish Come From Behind to Beat NC State

- Heading into the weekend series with NC State, the Wolfpack came into town one of the hottest teams in the ACC. They carried a six-game winning streak and had won 10 of their previous 12 games heading into the weekend.
- The Wolfpack jumped out to a 2-0 lead after the second inning and held the lead until the fifth inning.
- The Irish had two runners in scoring position with two outs when Jack Brannigan singled up the middle to score Carter Putz and Ryan Cole to tie the game at 2-2.
- The score stayed that way until the eighth inning when the Irish loaded the bases with one out. Brannigan took an 0-2 pitch off his shoulder that brought in TJ Williams as the go-ahead run.
- Tanner Kohlhepp closed the game off with his fourth inning of scoreless relief to give the Irish the series opening win. Kohlhepp only allowed one hit and no walks over four innings.
- The win broke the Wolfpack's six-game winning streak and it was their first loss on the road this season as they entered the series with an 8-0 road record.

Kavadas Named to Golden Spikes Midseason Watch List

- Senior Niko Kavadas was named to the Golden Spikes Midseason Award Watch List heading into the weekend series against NC State.
- He is the first Irish player to make the midseason list since 2013 when Eric Jagielo and Dan Slania both earned the accolade.
- It is not the only midseason honor Kavadas has earned from his strong start to the season as he was named a Midseason All-American by *D1Baseball* and a second team Midseason All-American by *Perfect Game*.

- Kavadas currently has 37 career home runs and is in a tie for third all-time for most home runs in Notre Dame history.

Early Offense Propels No. 7 Irish to Midweek Win Over Central Michigan

- Coming off a loss in the series finale to No. 14 Georgia Tech, the Irish wanted to get off to a quick start against Central Michigan and they did just that.
- Notre Dame scored in each of the first four innings to take a quick 8-2 lead over the Chippewas.
- It is the 15th game the Irish have struck first and with the win, they improved to 13-2 in those games.
- Righty Alex Rao paced the Irish bullpen in the middle innings, pitching 4.1 innings without allowing a hit and striking out five.
- Carter Putz had a career day at the plate, setting a career high with 4 hits after going 4-for-4 with two runs and two RBI.
- Kyle Hess also had a great game at the plate, finishing with two doubles and two RBI.

Irish Blank No. 14 Georgia Tech to Win Series

- On Saturday, the Irish pitching staff tossed one of their best outings of the season against a top-ACC offensive squad.
- The Yellow Jackets came into the weekend with an ACC-leading .298 batting average and the duo of Aidan Tyrell and Alex Rao shut them down in game two.
- Tyrell tossed a career-high six innings and only allowed two hits and only five people to reach base.
- In the seventh, Alex Rao came on and shut the door for his second save of the season.
- Rao pitched the final three innings and allowed just three hits while picking up a career-high eight strikeouts.
- Rao is one of seven different players to record a save for the Irish this season. He joins Joe Sheridan as the only players to record multiple saves so far.
- The Irish scored in four of the eight innings to pick up a 7-0 win to clinch the series.
- It was the first time Georgia Tech has been shut out in an ACC game since May 25, 2018.
- With the series win the Irish won their six conference series, the most by any ACC team so far this season. The Irish are still the only ACC team to not drop a conference series this season.
- The Irish have begun ACC play with a 15-6 record through seven series, the best start to conference play since joining the ACC. It is the best start to a conference slate for the Irish since 2008 when they opened BIG EAST play with an identical 15-6 record.

AT A GLANCE

Irish Rally To Beat No. 14 Yellow Jackets in Series Opener

- Heading into the weekend with their third ranked series in a row, the Irish continued their hot play against No. 14 Georgia Tech
- In the series opener, the Irish fell behind early and faced a 7-0 hole going into the bottom of the fourth and trailed 7-2 heading into the bottom of the seventh.
- The comeback came alive in the seventh as the Irish put up four runs after home runs from Jack Brannigan and Niko Kavadas to trim the lead to one.
- Georgia Tech added two runs in the top of the eighth but the Irish had another big inning in the bottom half of the inning.
- Notre Dame put up another four runs to take their first lead of the game. Spencer Myers tied the game with a Two-RBI single to right and subsequent error. Then with the bases loaded, Carter Putz worked a walk to bring home Myers as the game winning run in the 10-9 win.
- It was the first time the Irish had come back from a seven run or more deficit to win since May 22, 2009 against St. John's. The Irish trailed 9-0 in the fourth and won the game 11-10 in the BIG EAST Tournament.

Homers Clinch Series Over No. 17 Pitt

- Coming off the game two loss where offense was at a premium, the Irish bats made some noise in the 11-5 win to clinch the series.
- They got rolling in the second inning with a solo home run from Jack Brannigan, his first of the season.
- After a run in the third, the Irish put their first crooked number on the scoreboard with three in the fourth. Zack Prajzner hit a solo homer while Spencer Myers and Danny Neri also scored in the inning.
- The game broke open in the fifth when Notre Dame put five runs up after a two-RBI single from Niko Kavadas and a three-run home run from Carter Putz.
- Myers added to the home run parade in the seventh with a solo home run for the fourth homer of the game for the Irish.
- It is the first time since May 1, 2018 against Western Michigan that the Irish have had four home runs in a game.
- Tanner Kohlhepp picked up his second win of the season in relief.
- With the series win the Irish recorded their fifth ACC series win on the year, the most by any team in the conference so far.
- The Irish scored in double figures for the fourth

time this season and the second time in a rubber match of a series.

Putz, Kavadas Lead Irish To Series-Opening Win

- The middle of the Irish lineup got the Irish rolling in the series opener against No. 17 Pitt.
- After three scoreless innings, Carter Putz led the fourth inning off with a solo shot to center to open the scoring.
- Two batters later, Niko Kavadas was at it again with his 11th home run of the season to double the lead.
- With the home run, Niko sits alone in sixth all-time in program history with 35 career home runs.
- The pair scored two insurance runs in the ninth to increase the Irish inning heading into the final frame.
- On the mound Will Mercer, Tanner Kohlhepp and Joe Sheridan combined for the win after allowing just five hits and one run.
- Kohlhepp grabbed his second win of the season after three innings of scoreless work and did not allow a hit. Sheridan picked up his second save of the season.

Big Moment Ryan Cole Strikes Again

- After dropping the series opener to No. 6 Louisville, the Irish went into a pivotal Saturday game in hopes of knotting the series at 1-1.
- As he has the last three starts, John Michael Bertrand put together another great performance on the mound.
- He tossed seven innings of work and allowed just two runs while striking out four. It was his fourth-consecutive start that he has thrown seven innings or more.
- The Irish trailed 2-0 heading into the seventh before the bats came alive.
- Notre Dame put three runs on the board in the seventh, capped off by the go-ahead RBI double from Jack Brannigan that scored Brooks Coetzee on the play.
- Louisville tied it up in the ninth with a lead off solo home run from Alex Binelas but Brannigan moved from third to the mound to get the Irish out of a jam and keep the score tied.
- In the bottom of the ninth, Ryan Cole had his magic once again with a two-run walk-off home run to give the Irish a 5-3 win.
- It is Cole's third home run in an eight-day span, and his second walk-off home run, after coming into the season without a home run in his career.
- With the win for the Irish, they ended a 20-game losing streak against Louisville.

Kavadas Krushes Valpo

- Senior slugger Niko Kavadas has been on a tear to

begin the season and it continued in the midweek matchup against Valpo.

- He opened the scoring in the fourth inning with a solo blast on the first pitch of the inning to put the Irish up 1-0.
- Then in the seventh inning, he took the first pitch of the inning the other way once again for another solo shot to extend the Irish lead.
- It was his second multi-home run game of the season and third of his career as he upped his season total to nine home runs in just 13 games.
- The home run moved Kavadas into a tie for eighth all-time for most home runs in his Irish career with Joe Binkiewicz and Brian Stavisky at 34.
- The Irish pitching staff pieced together the midweek win as five pitchers were used on the night.
- Will Mercer and Liam Simon combined for the final five innings and did not allow a run while limiting Valpo to just two hits.
- Mercer tied a career high with five strikeouts to collect the win and Simon pitched the final two innings for the save.
- On the night, the Irish pitching staff tallied 16 strikeouts, the most in a game since May 11, 2019 when they had 17 against Canisius.

Bertrand Bullies Blue Devils

- On Saturday, the home run hitting duo of Niko Kavadas and Ryan Cole were at it again after the Irish fell behind 2-1 in the sixth inning.
- Kavadas belted a three-run homer to left to regain the lead for the Irish.
- Later in the inning, Cole tallied an inside the park home run to put the game out of reach. It was the first inside the park home run for the Irish since 2017.
- John Michael Bertrand went the distance on Saturday for his second career complete game.
- After his lone mistake of the game in the sixth inning, he allowed just two hits the rest of the way to earn his third win of the season.
- He finished the game with six strikeouts, five hits allowed and the two runs. He is one of just two ACC pitchers to toss a complete game this year.
- With the series win, the Irish have won their fourth-straight series to begin the season and they are the only ACC team to win each of their conference series this season.
- The Irish have won five straight ACC series dating back to the 2020 season for the first time since joining the conference. It is the first time they have won five straight conference series since 2005-06 when the Irish won seven-straight conference series spanning between the two seasons.
- The Irish finished the series without committing

AT A GLANCE

an error for the second time this season. They ranked first in the ACC and third nationally with a fielding percentage of 0.994 as they have only committed three errors in 12 games.

Homers Help Irish Over Duke

- In their first home game in 677 days, the long ball helped the Irish edge past the Blue Devils.
- Trailing by two in the sixth inning, Niko Kavadas hit his sixth home run of the season to tie the game at 4-4.
- That was all the offense for either team until the 13th inning as both bullpens were up to the task.
- The duo of Joe Sheridan and Tanner Kohlhepp stymied the Duke batters over 9.1 innings of work.
- The pair did not allow a run or a walk over 28 outs to keep the Irish in the game.
- In the 13th, Ryan Cole smashed his first career home run over the wall in left to give the Irish a 6-4 win.
- It was the first walk off home run for the Irish since David LaManna in the 4-2 win over Purdue back in 2018.
- Kohlhepp tied a career high with four strikeouts as he picked up his first win in an Irish uniform.

Irish Close Road Trip With Series Sweep of Virginia

- Heading into the final game of the series, the Irish had a 2-0 record on Sunday's and that perfect mark continued with a 8-3 win over the Cavaliers.
- Home runs were the tune of the day as Notre Dame hit three for the second time in the series.
- Niko Kavadas wasted no time blasting his fifth home run of the season, a three-run shot, in the first inning.
- In the later innings, the Irish opened the seventh and eighth innings with a solo shot to increase the margin.
- On the first pitch of the seventh, Jared Miller blasted his second home run of the series off the batter's eye in center.
- In the eighth, Zack Prajzner took the first pitch over the wall in left for his first homer of the season.
- Aidan Tyrell and Tanner Kohlhepp tossed seven innings of relief and allowed just one run.
- The Irish finished the series with a combined 46 hits, the most in a series since they tallied 46 hits on April 20-21, 2012 against Georgetown.

Hot Hitting Continued in 12-4 Series Win

- Following the explosive series opener at the plate, the Irish bats stayed hot to clinch the series over Virginia.
- Notre Dame scored the first three runs only to see the lead evaporate in the fourth.
- The very next inning, the Irish exploded for five

runs to regain control of the game.

- Three straight hits to start the inning scored a run, followed by another run on a UVA error.
- Brooks Coetzee connected for another home run, his second of the series to cap the inning and give the Irish an 8-3 edge.
- Jack Brannigan finished the day with a career high four hits after a 4-for-5 performance at the plate.
- John Michael Bertrand tossed his second consecutive quality start to improve to 2-0 on the season.
- The Irish scored 10 or more runs for the second straight game and they were the first Virginia opponent to do that since April 26-27, 2016.

Home Runs Carry Irish To Friday Win at Virginia

- The Irish bats started the Virginia series off with a bang, smashing three home runs in the 10-5 win.
- Jared Miller started it off with his second home run, a two-run shot in the third, to take the initial lead.
- The Irish lost the lead but battled back with a big fourth inning to regain the lead at 5-4.
- Niko Kavadas doubled the lead with his fourth home run, a solo shot, in the fifth inning.
- Brooks Coetzee put the exclamation point on the win with a three-run blast in the eighth.
- Joe Sheridan tossed five innings of scoreless relief and allowed just one hit to pick up the save.

Bullpen Provides Series Win Over Clemson

- The Irish needed a big game from their bullpen in the rubber match against the Clemson Tigers and got it to clinch their second straight series win to begin the season.
- Link Jarrett went to the pen with two outs in the second inning and the Tigers threatened for more runs with a 1-0 lead.
- Joe Sheridan stepped to the mound for the first time in an Irish uniform and got Notre Dame out of the inning.
- Sheridan tossed three shutout innings allowing just one hit before handing the ball to Liam Simon.
- Simon tossed a career-high four innings of relief, yielding just one run and two hits into the ninth inning with a career-high eight strikeouts.
- The Irish tied the game in the fifth with an RBI single from David LaManna and took the lead in the sixth with a two-run double from Carter Putz.
- In the ninth with two outs, the Tigers got the tying run 90 feet away when Jack Brannigan made the move from third base to the mound.
- Brannigan induced a pop up to short for the final out and the series win for the Irish.
- After giving up 13 runs in the first game of the series, the Irish limited the Tigers to just three runs

over the last two games.

Bertrand Befuddles Clemson Bats

- Graduate student John Michael Bertrand grew up a little over 100 miles away from Clemson and after playing at Furman, he knew a thing or two about the Tigers.
- The Irish needed a big outing from him on Saturday to even the series and he did just that.
- Bertrand was dominant on the mound over seven innings, constantly having Clemson hitters guess while at the plate.
- The day after Clemson scored 13 runs in the opener, Bertrand limited them to just one run and three hits over his seven innings of work.
- Bertrand struck out eight batters which tied a career high.
- The Irish took the lead in the first inning when Niko Kavadas blasted his third home run of the season to dead center, putting the Irish up 2-0.
- Bertrand gave way to another lefty, Will Mercer, and he allowed just one hit over the final two innings to earn his first career save.

Scafidi, Rao Shut Down Demon Deacons

- The Irish rode a complete performance from the bats and the arms to clinch the series against No. 16 Wake Forest with a 10-0 win on Sunday.
- The Irish put up a number of crooked numbers to build an early lead as they scored two or more runs in four of the first six innings.
- They scored in the first inning (3) for the third straight game and also tallied multiple runs in the third (3), fifth (2) and sixth (2) innings.
- Brooks Coetzee set a career high with 5 RBI, Jared Miller set a career high with four runs and David LaManna tied career highs with three hits and three RBI.
- On the mound, Christian Scafidi and Alex Rao combined to shut the Demon Deacons out for the first time since April 27, 2018.
- Scafidi earned his first win in an Irish uniform while Rao recorded his first career save.
- The Irish pitching staff held the Demon Deacons scoreless over the final 14 innings of the series.

Power, Pen Lead Irish Over Wake

- The Irish bounced back with a 5-4 win in game two of the doubleheader against Wake Forest thanks to some timely power and quality innings out of the bullpen.
- In his first at-bat in an Irish uniform, Alex Brait blasted his first career grand slam to left field to put the Irish up 4-0 in the opening frame.
- After the Deacs tied the game in the fourth inning, the Irish pen kept them at bay.
- Liam Simon and Aidan Tyrell held the Deacs

AT A GLANCE

- scoreless over the final 5.1 innings.
- The Irish regained the lead in the seventh as David LaManna scored on a wild pitch.
- Simon set a career high with 3.1 innings pitched to earn his second career win.
- Tyrell earned the save with 2.0 innings of work and allowed just one batter to reach base.

Kavadas Brings the Power

- Heading into his senior season, Niko Kavadas returns as one of best sluggers in the ACC.
- He has earned two preseason All-American honors from *Perfect Game* (Second Team) and *Baseball America* (Third Team).
- In 2020, he tied for the conference lead with seven home runs and led the league with 0.54 home runs per game. His 0.54 mark ranked fifth in the NCAA.
- Kavadas was named one of Collegiate Baseball's National Players of the Week last season after a four home run and nine RBI weekend in a series sweep over Presbyterian.
- Niko has 24 career home runs heading into 2021 which is eight shy of 10th place all-time at Notre Dame.

Speedy Spencer

- Although the 2020 season was shortened, senior outfielder Spencer Myers made a name for himself on the base paths.
- Only playing in 12 games in 2020, Myers amassed 15 steals which was the top mark in the NCAA at the end of the season.
- Myers also led the country in steals per game with 1.25, the only player in Division I with a rate higher than 1.0.
- In the series finale against Presbyterian, Myers swiped six bags in the game and it was the most by an Irish player in the past 14 years.
- Myers was also a thorn in pitchers' sides at the plate in 2020. He finished the year with a .431 batting average which ranked tied for the third in the ACC.
- Myers heads into the 2021 season with 41 career stolen bases which is four shy of 10th all-time at Notre Dame.

Jack of All Trades

- Sophomore Jack Brannigan was the swiss army knife in his first season for the Irish.
- He started all 13 games at third base while making four appearances on the mound.
- At the plate, Brannigan finished with a .255/.356/.426 line with a team-high 14 runs, 12 hits, 11 RBI and one home run.
- On the mound, he finished with a 1-0 record and 1.93 ERA.

- He put the stamp on the weekend sweep of North Carolina with a straight steal home in the 14-8 win.
- Following the season, Brannigan was named a Freshman All-American by Collegiate Baseball. It was the first Irish to earn Freshman All-America since Matt Vierling back in 2016.

Irish Find Missing Link

- In his first season at the helm of the Irish, head coach Link Jarrett made an instant impact on the Irish offense.
- The Irish finished the season with a .302 team batting average that ranked fifth in the ACC.
- The Irish finished fourth in the league in on-base percentage (.414) and slugging percentage (.485).
- The Irish finished top-three or better in a number of offensive categories in the conference including steals per game (1st, 2.69), RBI per game (2nd, 7.85), runs per game (3rd, 8.92) and home runs per game (3rd, 1.23).
- The Irish scored eight or more runs in 10 of 13 games in 2020, including every game of the seven-game winning streak.
- Notre Dame was 10-0 in games in which they scored eight or more runs.

Plenty of New Faces

- Heading into the 2021 season, a number of new faces will be donning Irish uniforms.
- A total of 18 new players join the roster including five graduate transfers, two junior college transfers and 11 freshmen.
- Of the incoming transfer class, five of the seven are pitchers that include RHP Christian Scaffidi, LHP John Michael Bertrand, LHP Joe Sheridan, LHP James Hulbert and RHP Tanner Kohlhepp. The group brings a total of 507.1 collegiate innings pitched to the Irish pitching staff.
- The incoming freshman class also includes a pool of talented players including Gatorade Pitcher of the Year from Indiana LHP Ryan Lynch, C Danny Neri who was a 2x Under Armour All-American and OF Brady Gumpf, the son of longtime Irish softball coach Deanna Gumpf.

2020 Season Summary

- Even in the shortened 2020 season, the Notre Dame Fighting Irish made some noise that got some attention across the baseball community.
- The Irish got off to an 11-2 start to the year, the best start to the season since 2015 which was the last time they had reached an NCAA Regional.
- They finished the season on a seven-game winning streak, which was the longest winning streak since 2016.
- The noise got the loudest for the Irish when they

- opened ACC play with a road sweep of North Carolina, its first ACC road sweep since 2016.
- Following the sweep the Irish were ranked 24th in the Collegiate Baseball weekly poll, the first Top-25 ranking since 2015.

2020 MLB Draft

- Even though the 2020 MLB Draft was shortened to just five rounds, the Irish had one of their names called to the show.
- RHP Joe Boyle was selected by the Cincinnati Reds in the fifth round of the draft with the 143rd overall pick.
- Boyle was the highest drafted pitcher for the Irish since Peter Solomon was selected in the fourth round by the Astros in 2017.
- Boyle finished the 2020 season with a 1-1 record, two saves and a 3.24 ERA while striking out 17 in just 8.1 innings.
- Boyle finished his Notre Dame career with 57 strikeouts in just 36 innings pitched.

2021 NOTRE DAME BASEBALL GAME NOTES

2021 ROSTER

| No. | Name | Pronunciation | Cl. | Pos. | Ht. | Wt. | B/T | Hometown/Previous School |
|-----|-----------------------|-------------------|--------|---------|------|-----|-----|--|
| 1 | Ryan Cole | | Sr. | OF | 6-0 | 175 | R/R | San Ramon, CA/De La Salle |
| 2 | Spencer Myers | | Sr. | OF | 5-11 | 170 | S/R | Tampa, FL/Berkeley Prep |
| 3 | David LaManna | la-MAHN-ah | Sr. | C | 5-10 | 176 | R/R | Saddle River, NJ/Bergen Catholic |
| 4 | Carter Putz | Like "Klutz" | Jr. | INF | 6-0 | 190 | R/R | Belton, MO/Bishop Miege |
| 6 | TJ Williams | | Fr. | OF | 5-11 | 175 | R/L | Germantown, MD/Georgetown Prep |
| 7 | Jack Zyska | ZIS-ka | Jr. | OF | 5-11 | 180 | R/R | Berkeley Heights, NJ/Seton Hall Prep |
| 8 | Danny Neri | knee-RYE | Fr. | C | 6-1 | 180 | L/R | Macclenny, FL/ Bishop John J. Snyder |
| 9 | Jack Brannigan | | So. | INF/RHP | 6-1 | 190 | R/R | Orland Park, IL/Marist |
| 12 | Niko Kavadas | nee-KO ka-VAH-das | Sr. | INF | 6-1 | 235 | L/R | Granger, IN/Penn |
| 14 | Zack Prajzner | PRIZE-ner | Jr. | INF | 6-0 | 200 | R/R | Carlsbad, CA/San Marcos |
| 15 | Brock Murtha | | Fr. | INF | 6-0 | 185 | R/R | West Sayville, NY/Sayville |
| 16 | Jared Miller | | Sr. | INF | 6-0 | 188 | S/R | Marietta, GA/Pope |
| 17 | Aidan Tyrell | | Jr. | LHP | 6-0 | 165 | L/L | Joliet, IL/Joliet Catholic Academy |
| 18 | Nick Juaire | joo-AIR | RS-Fr. | C/OF | 5-8 | 180 | S/R | Farmington, MN/Iowa Western JC (TCU) |
| 19 | Casey Kmet | kuh-MET | So. | INF | 5-10 | 210 | R/R | Arlington Heights, IL/St. Viator |
| 20 | Tanner Kohlhepp | KOHL-hep | So. | RHP | 6-4 | 210 | L/R | Eau Claire, WI/Iowa Western JC (Tennessee) |
| 21 | Brady Gumpf | Gump | Fr. | OF | 6-1 | 195 | R/R | South Bend, IN/St. Joseph |
| 22 | Christian Scafidi | skah-FEE-dee | Gr. | RHP | 6-4 | 265 | R/R | Blackwood, NJ/Pennsylvania |
| 23 | Jack Sheehan | Shee-an | Gr. | RHP | 6-3 | 195 | R/R | Brielle, NJ/ Manasquan |
| 24 | Alex Brait | BRATE | Gr. | C/OF | 6-4 | 215 | L/R | Viera, FL/FGCU |
| 25 | Ryan Lynch | | Fr. | LHP | 6-2 | 200 | R/L | Granger, IN/Penn |
| 26 | Cameron Brown | | Gr. | LHP | 6-1 | 205 | L/L | Lakewood, CO/D'Evelyn |
| 27 | Gerry Peacock | | So. | RHP | 6-3 | 200 | R/R | Williamstown, NJ/St. Augustine Prep. |
| 28 | John Michael Bertrand | | Gr. | LHP | 6-3 | 205 | L/L | Alpharetta, GA/Furman |
| 29 | Liam Simon | | So. | RHP | 6-4 | 220 | R/R | Freehold, NJ/Freehold Twp |
| 30 | Mitch Megias | Mah-HE-as | Jr. | RHP | 6-3 | 200 | R/R | Gahanna, OH/Gahanna Lincoln |
| 31 | Daniel Jung | JUNG | Gr. | OF/1B | 5-11 | 210 | L/L | La Mirada, CA/La Mirada |
| 32 | Matt Bedford | | Fr. | RHP | 6-1 | 200 | R/R | Staten Island, NY/St. Peter's Boys HS |
| 36 | James Hulbert | | Gr. | LHP | 6-2 | 220 | L/L | Harrison, NY/Richmond |
| 37 | Joe Sheridan | | Gr. | LHP | 6-0 | 180 | L/L | Oviedo, FL/UCF |
| 38 | Kyle Hess | | So. | INF | 6-1 | 180 | L/R | Mountainside, NJ/St Peter's Prep |
| 41 | Jackson Dennies | DEN-eez | Fr. | RHP | 6-4 | 240 | R/R | River Ridge, LA/Archbishop Rummel |
| 42 | Brooks Coetzee | COAT-zee | Jr. | OF | 6-1 | 190 | R/R | Mahomet, IL/Mahomet-Seymour |
| 43 | Will Mercer | | Jr. | LHP | 6-1 | 195 | L/L | Houston, TX/Strake Jesuit Prep |
| 45 | Alex Rao | RAY-oh | Jr. | RHP | 6-4 | 230 | R/R | Hope Sound, FL/Oxbridge Academy |
| 47 | Tony Lindwedel | LIND-wed-uhl | Fr. | C | 5-11 | 185 | R/R | St. Louis, MO/St. Louis University HS |
| 50 | Sammy Cooper | | Fr. | OF/RHP | 5-11 | 190 | R/R | Lees Summit, MO/Lees Summit West |
| 52 | Tony Watson | | Fr. | OF | 5-10 | 175 | S/R | Tampa, FL/Tampa Catholic |
| 55 | Dominic Cancellieri | CAN-cell-airy | So. | RHP/INF | 5-11 | 200 | R/R | Wayne, NJ/Bergen Catholic |

Head Coach - 5 Link Jarret (Florida State '94)

Assistant Coach - 24 Rich Wallace (UCF '03)

Assistant Coach - 34 Chuck Ristano (Sacred Heart '04)

Volunteer Assistant - 10 Scott Wingo (South Carolina '11)

2021 NOTRE DAME BASEBALL GAME NOTES

2021 SCHEDULE

| 29-10 Overall 14-6 Home 15-4 Away 0-0 Neutral 25-10 ACC | | | | | | | |
|---|-----------|-----------------------|---------------------|------------------------|-------------|---------------------------------------|------------|
| Date | Time | Opponent | Location | TV | Results | Decision | Attendance |
| Feb. 19 | 1 p.m. | Air Force | Baton Rouge, LA | | Canceled | | |
| Feb. 20 | 5 p.m. | Louisiana Tech | Baton Rouge, LA | | Canceled | | |
| Feb. 21 | 1 p.m. | No. 7 LSU | Baton Rouge, LA | | Canceled | | |
| Feb. 26 | 4 p.m. | No. 16 Wake Forest* | Winston-Salem, NC | | L, 8-10 | L: Kohlhepp (0-1) | 233 |
| Feb. 27 | 4 p.m. | No. 16 Wake Forest* | Winston-Salem, NC | | W, 5-4 | W: Simon (1-0) SV: Tyrell (1) | 278 |
| Feb. 28 | 1 p.m. | No. 16 Wake Forest* | Winston-Salem, NC | | W, 10-0 | W: Scafidi (1-0) SV: Rao (1) | 401 |
| March 5 | 4 p.m. | Clemson* | Clemson, SC | | L, 7-13 | L: Sheehan (0-1) | 1,820 |
| March 6 | 3 p.m. | Clemson* | Clemson, SC | | W, 3-1 | W: Bertrand (1-0) SV: Mercer (1) | 1,820 |
| March 7 | Noon | Clemson* | Clemson, SC | | W, 3-2 | W: Simon (2-0) SV: Brannigan (1) | 1,820 |
| March 12 | 3 p.m. | No. 21 Virginia* | Charlottesville, VA | | W, 10-5 | W: Simon (3-0) SV: Sheridan (1) | 221 |
| March 13 | 1 p.m. | No. 21 Virginia* | Charlottesville, VA | | W, 12-4 | W: Bertrand (2-0) | 354 |
| March 14 | 1 p.m. | No. 21 Virginia* | Charlottesville, VA | | W, 8-3 | W: Tyrell (1-0) SV: Kohlhepp (1) | 350 |
| March 19 | 4 p.m. | Duke* | Notre Dame, IN | | W, 6-4 (13) | W: Kohlhepp (1-0) | 210 |
| March 20 | 2 p.m. | Duke* | Notre Dame, IN | | W, 6-2 | W: Bertrand (3-0) | 275 |
| March 21 | 2 p.m. | Duke* | Notre Dame, IN | | L, 0-2 | L: Tyrell (1-1) | 300 |
| March 23 | 5 p.m. | Valparaiso | Notre Dame, IN | | W, 6-3 | W: Mercer (1-0) SV: Simon (1) | 75 |
| March 26 | 4 p.m. | No. 6 Louisville* | Notre Dame, IN | | L, 4-7 | L: Sheridan (0-1) | 301 |
| March 27 | 2 p.m. | No. 6 Louisville* | Notre Dame, IN | | W, 5-3 | W: Brannigan (1-0) | 315 |
| March 28 | 1 p.m. | No. 6 Louisville* | Notre Dame, IN | | Postponed | | |
| April 3 | 1 p.m. | No. 17 Pitt* | Pittsburgh, PA | | W, 4-1 | W: Kohlhepp (2-1) SV: Sheridan (2) | 55 |
| April 4 | 3 p.m. | No. 17 Pitt* | Pittsburgh, PA | | L, 2-3 | L: Simon (3-1) | 210 |
| April 5 | 1 p.m. | No. 17 Pitt* | Pittsburgh, PA | | W, 11-5 | W: Kohlhepp (3-1) | 210 |
| April 9 | 5 p.m. | No. 14 Georgia Tech* | Notre Dame, IN | | W, 10-9 | W: Sheridan (1-1) | 309 |
| April 10 | 2 p.m. | No. 14 Georgia Tech* | Notre Dame, IN | | W, 7-0 | W: Tyrell (2-1) SV: Rao (2) | 152 |
| April 11 | 1 p.m. | No. 14 Georgia Tech* | Notre Dame, IN | | L, 2-4 | L: Sheridan (1-2) | 125 |
| April 13 | 5 p.m. | Central Michigan | Notre Dame, IN | | W, 8-4 | W: Rao (1-0) | 116 |
| April 16 | 5 p.m. | NC State* | Notre Dame, IN | | W, 3-2 | W: Kohlhepp (4-1) | 279 |
| April 17 | 2 p.m. | NC State* | Notre Dame, IN | | L, 2-5 | L: Bertrand (3-1) | 237 |
| April 18 | 1 p.m. | NC State* | Notre Dame, IN | | W, 11-2 | W: Kohlhepp (5-1) SV: Sheridan (3) | 188 |
| April 23 | 5:30 p.m. | Boston College* | Chestnut Hill, MA | | L, 0-10 | L: Mercer (1-1) | 150 |
| April 24 | 2 p.m. | Boston College* | Chestnut Hill, MA | | W, 5-2 | W: Bertrand (4-1) SV: Kohlhepp (2) | 150 |
| April 24 | 5:30 p.m. | Boston College* | Chestnut Hill, MA | | W, 13-9 | W: Simon (4-1) | 150 |
| April 27 | 5 p.m. | Valparaiso | Notre Dame, IN | | W, 8-7 | W: Simon (5-1) | 97 |
| April 30 | 5 p.m. | North Carolina* | Notre Dame, IN | | W, 4-0 | W: Kohlhepp (6-1) | 175 |
| May 1 | 2 p.m. | North Carolina* | Notre Dame, IN | | W, 13-12 | W: Bertrand (5-1) SV: Tyrell (2) | 274 |
| May 2 | 1 p.m. | North Carolina* | Notre Dame, IN | | W, 19-5 | W: Kohlhepp (7-1) | 275 |
| May 4 | 3 p.m. | Central Michigan | Mt. Pleasant, MI | | Canceled | | |
| May 7 | 6 p.m. | No. 13 Florida State* | Notre Dame, IN | | L, 1-5 | L: Mercer (1-2) | 348 |
| May 8 | 1 p.m. | No. 13 Florida State* | Notre Dame, IN | | W, 5-3 | W: Bertrand (6-1) | 302 |
| May 8 | 4:30 p.m. | No. 13 Florida State* | Notre Dame, IN | | L, 1-7 | L: Rao (1-2) | 302 |
| May 11 | 5 p.m. | Valparaiso | Valparaiso, IN | | W, 7-4 | W: Mercer (2-2) | 50 |
| May 20 | 6 p.m. | Virginia Tech* | Blacksburg, VA | | W, 8-2 | W: Bertrand (7-1) | 445 |
| May 21 | 6 p.m. | Virginia Tech* | Blacksburg, VA | | W, 4-0 | W: Tyrell (3-1) SV: Brannigan (3) | 664 |
| May 22 | 1 p.m. | Virginia Tech* | Blacksburg, VA | | W, 7-1 | W: Rao (2-2) SV: Mercer (2) | 450 |
| May 26 | 3 p.m. | #12 Virginia Tech | Charlotte, NC | RSN/ACC Network Extra | | | |
| May 28 | 11 a.m. | #8 Virginia | Charlotte, NC | RSN/ ACC Network Extra | | | |

*Conference Game

2021 OVERALL STATISTICS



2021 Notre Dame Baseball
Overall Statistics for Notre Dame (as of May 22, 2021)
(All games Sorted by Batting avg)

Record: 29-10 Home: 14-6 Away: 15-4 ACC: 25-10

| Player | avg | gp-gs | ab | r | h | 2b | 3b | hr | rbi | tb | slg% | bb | hp | so | gdp | ob% | sf | sh | sb-att | po | a | e | fld% | |
|-------------------|------|-------|------|-----|-----|----|----|----|-----|-----|------|-----|----|-----|-----|------|----|----|--------|------|-----|----|-------|--|
| 4 Carter Putz | .316 | 39-39 | 155 | 32 | 49 | 9 | 3 | 3 | 34 | 73 | .471 | 15 | 3 | 28 | 2 | .376 | 5 | 1 | 3-3 | 0 | 0 | 0 | .000 | |
| 1 Ryan Cole | .314 | 39-30 | 118 | 32 | 37 | 7 | 0 | 5 | 19 | 59 | .500 | 18 | 9 | 26 | 0 | .438 | 1 | 2 | 6-8 | 53 | 2 | 0 | 1.000 | |
| 12 Niko Kavadas | .303 | 39-39 | 132 | 32 | 40 | 8 | 0 | 16 | 49 | 96 | .727 | 39 | 5 | 41 | 0 | .464 | 5 | 0 | 2-2 | 349 | 8 | 1 | .997 | |
| 9 Jack Brannigan | .289 | 39-39 | 142 | 22 | 41 | 10 | 1 | 5 | 25 | 68 | .479 | 18 | 4 | 51 | 0 | .382 | 1 | 1 | 8-13 | 24 | 89 | 6 | .950 | |
| 2 Spencer Myers | .273 | 39-39 | 161 | 34 | 44 | 10 | 0 | 1 | 12 | 57 | .354 | 19 | 2 | 31 | 3 | .353 | 2 | 3 | 10-14 | 86 | 1 | 0 | 1.000 | |
| 16 Jared Miller | .273 | 31-29 | 110 | 24 | 30 | 9 | 1 | 3 | 19 | 50 | .455 | 7 | 5 | 22 | 3 | .344 | 0 | 3 | 7-10 | 55 | 81 | 1 | .993 | |
| 42 Brooks Coetzee | .248 | 36-29 | 113 | 17 | 28 | 7 | 1 | 3 | 21 | 46 | .407 | 8 | 6 | 31 | 3 | .328 | 1 | 0 | 9-10 | 65 | 3 | 0 | 1.000 | |
| 3 David LaManna | .233 | 36-31 | 116 | 17 | 27 | 6 | 1 | 2 | 20 | 41 | .353 | 15 | 4 | 16 | 1 | .338 | 1 | 1 | 2-3 | 256 | 29 | 1 | .997 | |
| 14 Zack Prajzner | .213 | 39-39 | 127 | 24 | 27 | 6 | 0 | 5 | 16 | 48 | .378 | 17 | 5 | 37 | 1 | .322 | 3 | 5 | 3-5 | 48 | 108 | 4 | .975 | |
| ----- | | | | | | | | | | | | | | | | | | | | | | | | |
| 18 Nick Juaire | .273 | 10-0 | 11 | 0 | 3 | 0 | 0 | 0 | 0 | 3 | .273 | 1 | 0 | 4 | 0 | .333 | 0 | 0 | 0-0 | 4 | 0 | 0 | 1.000 | |
| 38 Kyle Hess | .267 | 12-10 | 30 | 3 | 8 | 3 | 0 | 0 | 6 | 11 | .367 | 6 | 0 | 9 | 1 | .389 | 0 | 2 | 1-3 | 13 | 32 | 2 | .957 | |
| 8 Danny Neri | .238 | 11-8 | 21 | 3 | 5 | 0 | 0 | 0 | 0 | 5 | .238 | 1 | 2 | 4 | 0 | .333 | 0 | 0 | 1-1 | 56 | 5 | 0 | 1.000 | |
| 7 Jack Zyska | .194 | 19-11 | 36 | 4 | 7 | 1 | 0 | 0 | 0 | 8 | .222 | 8 | 0 | 13 | 0 | .341 | 0 | 1 | 5-5 | 17 | 1 | 1 | .947 | |
| 24 Alex Brait | .136 | 9-7 | 22 | 1 | 3 | 0 | 0 | 1 | 6 | 6 | .273 | 0 | 0 | 9 | 0 | .136 | 0 | 0 | 0-0 | 10 | 1 | 0 | 1.000 | |
| 31 Daniel Jung | .100 | 11-1 | 10 | 0 | 1 | 0 | 0 | 0 | 0 | 1 | .100 | 0 | 0 | 1 | 1 | .100 | 0 | 0 | 0-0 | 5 | 0 | 0 | 1.000 | |
| 6 TJ Williams | .000 | 8-0 | 3 | 4 | 0 | 0 | 0 | 0 | 0 | 0 | .000 | 1 | 0 | 2 | 0 | .250 | 0 | 0 | 0-0 | 1 | 0 | 0 | 1.000 | |
| 19 Casey Kmet | .000 | 4-0 | 1 | 0 | 0 | 0 | 0 | 0 | 0 | 0 | .000 | 0 | 0 | 0 | 0 | .000 | 0 | 0 | 0-0 | 1 | 0 | 0 | 1.000 | |
| 15 Brock Murtha | .000 | 6-0 | 1 | 0 | 0 | 0 | 0 | 0 | 0 | 0 | .000 | 0 | 0 | 1 | 0 | .000 | 0 | 0 | 0-0 | 0 | 0 | 0 | 1.000 | |
| Totals | .267 | 39 | 1309 | 249 | 350 | 76 | 7 | 44 | 227 | 572 | .437 | 173 | 45 | 326 | 15 | .367 | 19 | 19 | 57-77 | 1053 | 407 | 21 | .986 | |
| Opponents | .240 | 39 | 1311 | 165 | 315 | 51 | 2 | 30 | 149 | 460 | .351 | 167 | 36 | 326 | 24 | .340 | 8 | 11 | 14-25 | 1025 | 361 | 41 | .971 | |

LOB - Team (292), Opp (315). DPs turned - Team (31), Opp (20). CI - Team (0), Opp (1). IBB - Team (12), N Kavadas 10, C Putz 1, R Cole 1, Opp (3). Picked off - J Brannigan 2, N Kavadas 1, C Putz 1, D LaManna 1, J Miller 1.

(All games Sorted by Earned run avg)


| Player | era | w-l | app | gs | cg | sho | sv | ip | h | r | er | bb | so | 2b | 3b | hr | b/avg | wp | hp | bk | sfa | sha |
|------------------------|-------|-------|-----|----|----|-----|----|-------|-----|-----|-----|-----|-----|----|----|----|-------|----|----|----|-----|-----|
| 20 Tanner Kohlhepp | 2.56 | 7-1 | 20 | 1 | 0 | 0/2 | 2 | 52.2 | 34 | 16 | 15 | 17 | 57 | 6 | 0 | 1 | .187 | 6 | 9 | 0 | 0 | 3 |
| 28 John M Bertrand | 2.77 | 7-1 | 11 | 11 | 2 | 0/0 | 2 | 74.2 | 64 | 27 | 23 | 19 | 57 | 13 | 0 | 4 | .229 | 1 | 2 | 0 | 2 | 1 |
| 17 Aidan Tyrell | 3.07 | 3-1 | 14 | 6 | 0 | 0/2 | 2 | 41.0 | 36 | 15 | 14 | 15 | 33 | 5 | 1 | 4 | .235 | 3 | 5 | 0 | 1 | 2 |
| 37 Joe Sheridan | 5.31 | 1-2 | 15 | 3 | 0 | 0/0 | 3 | 40.2 | 50 | 27 | 24 | 17 | 30 | 10 | 0 | 5 | .303 | 2 | 6 | 0 | 2 | 1 |
| 43 Will Mercer | 5.36 | 2-2 | 15 | 8 | 0 | 0/1 | 2 | 43.2 | 49 | 27 | 26 | 17 | 39 | 5 | 0 | 6 | .282 | 0 | 3 | 1 | 1 | 1 |
| ----- | | | | | | | | | | | | | | | | | | | | | | |
| 23 Jack Sheehan | 0.00 | 0-0 | 3 | 0 | 0 | 0/0 | 0 | 4.2 | 1 | 0 | 0 | 4 | 3 | 0 | 0 | 0 | .071 | 0 | 0 | 0 | 0 | 0 |
| 26 Cameron Brown | 0.00 | 0-0 | 3 | 1 | 0 | 0/0 | 0 | 3.0 | 1 | 0 | 0 | 6 | 4 | 0 | 0 | 0 | .100 | 0 | 0 | 0 | 0 | 0 |
| 36 James Hulbert | 0.00 | 0-0 | 1 | 0 | 0 | 0/0 | 0 | 0.0 | 0 | 0 | 0 | 1 | 0 | 0 | 0 | 0 | .000 | 0 | 0 | 0 | 0 | 0 |
| 22 Christian Scafidi | 1.50 | 1-0 | 2 | 2 | 0 | 0/1 | 0 | 6.0 | 4 | 1 | 1 | 6 | 5 | 0 | 0 | 0 | .190 | 0 | 1 | 0 | 0 | 0 |
| 9 Jack Brannigan | 2.45 | 1-0 | 5 | 0 | 0 | 0/1 | 3 | 3.2 | 2 | 1 | 1 | 1 | 7 | 0 | 0 | 0 | .154 | 2 | 0 | 0 | 0 | 0 |
| 45 Alex Rao | 2.84 | 2-1 | 12 | 1 | 0 | 0/2 | 2 | 31.2 | 17 | 11 | 10 | 19 | 32 | 4 | 0 | 2 | .162 | 4 | 3 | 0 | 0 | 0 |
| 29 Liam Simon | 3.33 | 5-1 | 16 | 1 | 0 | 0/0 | 1 | 24.1 | 18 | 11 | 9 | 22 | 31 | 3 | 0 | 3 | .205 | 4 | 2 | 1 | 2 | 0 |
| 55 Dominic Cancellieri | 6.43 | 0-0 | 9 | 3 | 0 | 0/0 | 0 | 14.0 | 18 | 12 | 10 | 13 | 16 | 3 | 0 | 4 | .321 | 1 | 3 | 0 | 0 | 2 |
| 40 Tommy Sheehan | 6.75 | 0-1 | 2 | 2 | 0 | 0/0 | 0 | 8.0 | 10 | 6 | 6 | 5 | 10 | 0 | 0 | 1 | .303 | 2 | 2 | 0 | 0 | 0 |
| 41 Jackson Dennies | 22.50 | 0-0 | 2 | 0 | 0 | 0/0 | 0 | 2.0 | 7 | 5 | 5 | 1 | 1 | 1 | 1 | 0 | .583 | 0 | 0 | 0 | 0 | 0 |
| 25 Ryan Lynch | 27.00 | 0-0 | 1 | 0 | 0 | 0/0 | 0 | 0.2 | 1 | 2 | 2 | 3 | 1 | 1 | 0 | 0 | .333 | 3 | 0 | 0 | 0 | 0 |
| 30 Mitch Megias | 81.00 | 0-0 | 2 | 0 | 0 | 0/0 | 0 | 0.1 | 3 | 4 | 3 | 1 | 0 | 0 | 0 | 0 | 1.000 | 0 | 0 | 0 | 0 | 1 |
| Totals | 3.82 | 29-10 | 39 | 39 | 2 | 4/4 | 15 | 351.0 | 315 | 165 | 149 | 167 | 326 | 51 | 2 | 30 | .240 | 28 | 36 | 2 | 8 | 11 |
| Opponents | 5.98 | 10-29 | 39 | 39 | 0 | 2/2 | 6 | 341.2 | 350 | 249 | 227 | 173 | 326 | 76 | 7 | 44 | .267 | 29 | 45 | 7 | 19 | 19 |

PB - Team (13), D LaManna 7, D Neri 6, Opp (9). Pickoffs - Team (1), J Bertrand 1, Opp (6). SBA/ATT - D LaManna (14-23), J Bertrand (4-5), T Kohlhepp (1-4), J Sheridan (3-3), L Simon (3-3), A Tyrell (1-3), D Neri (0-2), A Rao (0-2), W Mercer (0-2), C Scafidi (1-1), J Hulbert (1-1), M Megias (0-1).

2021 ACC CHAMPIONSHIP BRACKET

2021 ACC BASEBALL CHAMPIONSHIP

MAY 25-30 | TRUIST FIELD | CHARLOTTE, NC



POOL A

#1 NOTRE DAME
#8 VIRGINIA
#12 VIRGINIA TECH

POOL B

#2 GEORGIA TECH
#7 LOUISVILLE
#11 CLEMSON

POOL C

#3 NC STATE
#6 NORTH CAROLINA
#10 PITT

POOL D

#4 MIAMI
#5 FLORIDA STATE
#9 DUKE

TUESDAY
MAY 25
POOL PLAY

WEDNESDAY
MAY 26
POOL PLAY

THURSDAY
MAY 27
POOL PLAY

FRIDAY
MAY 28
POOL PLAY

SATURDAY
MAY 29
SEMIFINALS

SUNDAY
MAY 30
CHAMPIONSHIP

#7 LOUISVILLE

GAME 1
11 AM
RSN

#11 CLEMSON

#5 FLORIDA STATE

GAME 4
11 AM
RSN

#9 DUKE

#4 MIAMI

GAME 7
11 AM
RSN

#9 DUKE

#1 NOTRE DAME

GAME 10
11 AM
RSN

#8 VIRGINIA

POOL A WINNER

SEMIFINAL 1
1 PM
ACGN

POOL D WINNER

#8 VIRGINIA

GAME 2
3 PM
RSN

#12 VIRGINIA TECH

#1 NOTRE DAME

GAME 5
3 PM
RSN

#12 VIRGINIA TECH

#2 GEORGIA TECH

GAME 8
3 PM
RSN

#7 LOUISVILLE

#4 MIAMI

GAME 11
3 PM
RSN

#5 FLORIDA STATE

CHAMPIONSHIP
NOON
ESPN2

POOL B WINNER

SEMIFINAL 2
5 PM
ACGN

POOL C WINNER

#6 NORTH CAROLINA

GAME 3
7 PM
RSN

#10 PITT

#2 GEORGIA TECH

GAME 6
7 PM
RSN

#11 CLEMSON

#3 NC STATE

GAME 9
7 PM
RSN

#10 PITT

#3 NC STATE

GAME 12
7 PM
RSN

#6 NORTH CAROLINA

IRISH IN THE PROS

| Player | Team | League | Notes |
|------------------|---------------------------|--------------|---|
| Brandon Bielak | Houston Astros | MLB | Made his MLB debut with the Astros on July 27, 2020 |
| Cavan Biggio | Toronto Blue Jays | MLB | Made his MLB debut in 2019 |
| Trey Mancini | Baltimore Orioles | MLB | Returned this season after missing the 2020 season due to cancer treatments |
| David Phelps | Toronto Blue Jays | MLB | |
| A.J. Pollock | Los Angeles Dodgers | MLB | Was the first Irish player to win a World Series since 2008 (Brad Lidge) |
| Jeff Samardzija | Free Agent | MLB | |
| Peter Solomon | Houston Astros | MLB | Made his major league debut on April 18, 2021 |
| Joe Hudson | Indianapolis Indians | AAA (PIT) | Made his MLB debut with the Angels on Sept. 8, 2018 |
| Sean Guenther | Pensacola Blue Wahoos | AA (MIA) | Drafted in the seventh round of the 2017 MLB Draft |
| Torii Hunter Jr. | Rocket City Trash Pandas | AA (LAA) | |
| Nick Podkul | New Hampshire Fisher Cats | AA (TOR) | Drafted by Toronto in the seventh round of the 2018 MLB Draft |
| Matt Vierling | Reading Fightin Phils | AA (PHL) | Drafted by Philadelphia in the fifth round of the 2018 MLB Draft |
| Cole Daily | Wilmington Blue Rocks | High A (WSH) | Drafted by Washington in the 22nd round of the 2018 MLB Draft |
| Shane Combs | South Bend Cubs | High A (CHC) | Drafted in the 31st round of the 2019 MLB Draft |
| Joe Boyle | Dayton Tortugas | Low A (CIN) | Drafted by Cincinnati in the fifth round of the 2020 MLB Draft |
| Cameron Junker | Bradenton Marauders | Low A (PIT) | Drafted in the 10th round of the 2019 MLB Draft |
| Ryan Lidge | Charleston RiverDogs | Low A (NYY) | Drafted in the 16th round of the 2017 MLB Draft |

2021 OVERALL STATISTICS



2021 Notre Dame Baseball
Overall Statistics for Notre Dame (as of May 22, 2021)
(All games Sorted by Batting avg)



Record: 29-10 Home: 14-6 Away: 15-4 ACC: 25-10

| Player | avg | gp-gs | ab | r | h | 2b | 3b | hr | rbi | tb | slg% | bb | hp | so | gdp | ob% | sf | sh | sb-att | po | a | e | fld% | |
|-------------------|------|-------|------|-----|-----|----|----|----|-----|-----|------|-----|----|-----|-----|------|----|----|--------|------|-----|----|-------|--|
| 4 Carter Putz | .316 | 39-39 | 155 | 32 | 49 | 9 | 3 | 3 | 34 | 73 | .471 | 15 | 3 | 28 | 2 | .376 | 5 | 1 | 3-3 | 0 | 0 | 0 | .000 | |
| 1 Ryan Cole | .314 | 39-30 | 118 | 32 | 37 | 7 | 0 | 5 | 19 | 59 | .500 | 18 | 9 | 26 | 0 | .438 | 1 | 2 | 6-8 | 53 | 2 | 0 | 1.000 | |
| 12 Niko Kavadas | .303 | 39-39 | 132 | 32 | 40 | 8 | 0 | 16 | 49 | 96 | .727 | 39 | 5 | 41 | 0 | .464 | 5 | 0 | 2-2 | 349 | 8 | 1 | .997 | |
| 9 Jack Brannigan | .289 | 39-39 | 142 | 22 | 41 | 10 | 1 | 5 | 25 | 68 | .479 | 18 | 4 | 51 | 0 | .382 | 1 | 1 | 8-13 | 24 | 89 | 6 | .950 | |
| 2 Spencer Myers | .273 | 39-39 | 161 | 34 | 44 | 10 | 0 | 1 | 12 | 57 | .354 | 19 | 2 | 31 | 3 | .353 | 2 | 3 | 10-14 | 86 | 1 | 0 | 1.000 | |
| 16 Jared Miller | .273 | 31-29 | 110 | 24 | 30 | 9 | 1 | 3 | 19 | 50 | .455 | 7 | 5 | 22 | 3 | .344 | 0 | 3 | 7-10 | 55 | 81 | 1 | .993 | |
| 42 Brooks Coetzee | .248 | 36-29 | 113 | 17 | 28 | 7 | 1 | 3 | 21 | 46 | .407 | 8 | 6 | 31 | 3 | .328 | 1 | 0 | 9-10 | 65 | 3 | 0 | 1.000 | |
| 3 David LaManna | .233 | 36-31 | 116 | 17 | 27 | 6 | 1 | 2 | 20 | 41 | .353 | 15 | 4 | 16 | 1 | .338 | 1 | 1 | 2-3 | 256 | 29 | 1 | .997 | |
| 14 Zack Prajzner | .213 | 39-39 | 127 | 24 | 27 | 6 | 0 | 5 | 16 | 48 | .378 | 17 | 5 | 37 | 1 | .322 | 3 | 5 | 3-5 | 48 | 108 | 4 | .975 | |
| ----- | | | | | | | | | | | | | | | | | | | | | | | | |
| 18 Nick Juaire | .273 | 10-0 | 11 | 0 | 3 | 0 | 0 | 0 | 0 | 3 | .273 | 1 | 0 | 4 | 0 | .333 | 0 | 0 | 0-0 | 4 | 0 | 0 | 1.000 | |
| 38 Kyle Hess | .267 | 12-10 | 30 | 3 | 8 | 3 | 0 | 0 | 6 | 11 | .367 | 6 | 0 | 9 | 1 | .389 | 0 | 2 | 1-3 | 13 | 32 | 2 | .957 | |
| 8 Danny Neri | .238 | 11-8 | 21 | 3 | 5 | 0 | 0 | 0 | 0 | 5 | .238 | 1 | 2 | 4 | 0 | .333 | 0 | 0 | 1-1 | 56 | 5 | 0 | 1.000 | |
| 7 Jack Zyska | .194 | 19-11 | 36 | 4 | 7 | 1 | 0 | 0 | 0 | 8 | .222 | 8 | 0 | 13 | 0 | .341 | 0 | 1 | 5-5 | 17 | 1 | 1 | .947 | |
| 24 Alex Brait | .136 | 9-7 | 22 | 1 | 3 | 0 | 0 | 1 | 6 | 6 | .273 | 0 | 0 | 9 | 0 | .136 | 0 | 0 | 0-0 | 10 | 1 | 0 | 1.000 | |
| 31 Daniel Jung | .100 | 11-1 | 10 | 0 | 1 | 0 | 0 | 0 | 0 | 1 | .100 | 0 | 0 | 1 | 1 | .100 | 0 | 0 | 0-0 | 5 | 0 | 0 | 1.000 | |
| 6 TJ Williams | .000 | 8-0 | 3 | 4 | 0 | 0 | 0 | 0 | 0 | 0 | .000 | 1 | 0 | 2 | 0 | .250 | 0 | 0 | 0-0 | 1 | 0 | 0 | 1.000 | |
| 19 Casey Kmet | .000 | 4-0 | 1 | 0 | 0 | 0 | 0 | 0 | 0 | 0 | .000 | 0 | 0 | 0 | 0 | .000 | 0 | 0 | 0-0 | 1 | 0 | 0 | 1.000 | |
| 15 Brock Murtha | .000 | 6-0 | 1 | 0 | 0 | 0 | 0 | 0 | 0 | 0 | .000 | 0 | 0 | 1 | 0 | .000 | 0 | 0 | 0-0 | 0 | 0 | 1 | .000 | |
| Totals | .267 | 39 | 1309 | 249 | 350 | 76 | 7 | 44 | 227 | 572 | .437 | 173 | 45 | 326 | 15 | .367 | 19 | 19 | 57-77 | 1053 | 407 | 21 | .986 | |
| Opponents | .240 | 39 | 1311 | 165 | 315 | 51 | 2 | 30 | 149 | 460 | .351 | 167 | 36 | 326 | 24 | .340 | 8 | 11 | 14-25 | 1025 | 361 | 41 | .971 | |

LOB - Team (292), Opp (315). DPs turned - Team (31), Opp (20). CI - Team (0), Opp (1). IBB - Team (12), N Kavadas 10, C Putz 1, R Cole 1, Opp (3). Picked off - J Brannigan 2, N Kavadas 1, C Putz 1, D LaManna 1, J Miller 1.

(All games Sorted by Earned run avg)

| Player | era | w-l | app | gs | cg | sho | sv | ip | h | r | er | bb | so | 2b | 3b | hr | b/avg | wp | hp | bk | sfa | sha |
|------------------------|-------|-------|-----|----|----|-----|----|-------|-----|-----|-----|-----|-----|----|----|----|-------|----|----|----|-----|-----|
| 20 Tanner Kohlhepp | 2.56 | 7-1 | 20 | 1 | 0 | 0/2 | 2 | 52.2 | 34 | 16 | 15 | 17 | 57 | 6 | 0 | 1 | .187 | 6 | 9 | 0 | 0 | 3 |
| 28 John M Bertrand | 2.77 | 7-1 | 11 | 11 | 2 | 0/0 | 0 | 74.2 | 64 | 27 | 23 | 19 | 57 | 13 | 0 | 4 | .229 | 1 | 2 | 0 | 2 | 1 |
| 17 Aidan Tyrell | 3.07 | 3-1 | 14 | 6 | 0 | 0/2 | 2 | 41.0 | 36 | 15 | 14 | 15 | 33 | 5 | 1 | 4 | .235 | 3 | 5 | 0 | 1 | 2 |
| 37 Joe Sheridan | 5.31 | 1-2 | 15 | 3 | 0 | 0/0 | 3 | 40.2 | 50 | 27 | 24 | 17 | 30 | 10 | 0 | 5 | .303 | 2 | 6 | 0 | 2 | 1 |
| 43 Will Mercer | 5.36 | 2-2 | 15 | 8 | 0 | 0/1 | 2 | 43.2 | 49 | 27 | 26 | 17 | 39 | 5 | 0 | 6 | .282 | 0 | 3 | 1 | 1 | 1 |
| ----- | | | | | | | | | | | | | | | | | | | | | | |
| 23 Jack Sheehan | 0.00 | 0-0 | 3 | 0 | 0 | 0/0 | 0 | 4.2 | 1 | 0 | 0 | 4 | 3 | 0 | 0 | 0 | .071 | 0 | 0 | 0 | 0 | 0 |
| 26 Cameron Brown | 0.00 | 0-0 | 3 | 1 | 0 | 0/0 | 0 | 3.0 | 1 | 0 | 0 | 6 | 4 | 0 | 0 | 0 | .100 | 0 | 0 | 0 | 0 | 0 |
| 36 James Hulbert | 0.00 | 0-0 | 1 | 0 | 0 | 0/0 | 0 | 0.0 | 0 | 0 | 0 | 1 | 0 | 0 | 0 | 0 | | 0 | 0 | 0 | 0 | 0 |
| 22 Christian Scafidi | 1.50 | 1-0 | 2 | 2 | 0 | 0/1 | 0 | 6.0 | 4 | 1 | 1 | 6 | 5 | 0 | 0 | 0 | .190 | 0 | 1 | 0 | 0 | 0 |
| 9 Jack Brannigan | 2.45 | 1-0 | 5 | 0 | 0 | 0/1 | 3 | 3.2 | 2 | 1 | 1 | 1 | 7 | 0 | 0 | 0 | .154 | 2 | 0 | 0 | 0 | 0 |
| 45 Alex Rao | 2.84 | 2-1 | 12 | 1 | 0 | 0/2 | 2 | 31.2 | 17 | 11 | 10 | 19 | 32 | 4 | 0 | 2 | .162 | 4 | 3 | 0 | 0 | 0 |
| 29 Liam Simon | 3.33 | 5-1 | 16 | 1 | 0 | 0/0 | 1 | 24.1 | 18 | 11 | 9 | 22 | 31 | 3 | 0 | 3 | .205 | 4 | 2 | 1 | 2 | 0 |
| 55 Dominic Cancellieri | 6.43 | 0-0 | 9 | 3 | 0 | 0/0 | 0 | 14.0 | 18 | 12 | 10 | 13 | 16 | 3 | 0 | 4 | .321 | 1 | 3 | 0 | 0 | 2 |
| 40 Tommy Sheehan | 6.75 | 0-1 | 2 | 2 | 0 | 0/0 | 0 | 8.0 | 10 | 6 | 6 | 5 | 10 | 0 | 0 | 1 | .303 | 2 | 2 | 0 | 0 | 0 |
| 41 Jackson Dennies | 22.50 | 0-0 | 2 | 0 | 0 | 0/0 | 0 | 2.0 | 7 | 5 | 5 | 1 | 1 | 1 | 1 | 0 | .583 | 0 | 0 | 0 | 0 | 0 |
| 25 Ryan Lynch | 27.00 | 0-0 | 1 | 0 | 0 | 0/0 | 0 | 0.2 | 1 | 2 | 2 | 3 | 1 | 1 | 0 | 0 | .333 | 3 | 0 | 0 | 0 | 0 |
| 30 Mitch Megias | 81.00 | 0-0 | 2 | 0 | 0 | 0/0 | 0 | 0.1 | 3 | 4 | 3 | 1 | 0 | 0 | 0 | 0 | 1.000 | 0 | 0 | 0 | 0 | 1 |
| Totals | 3.82 | 29-10 | 39 | 39 | 2 | 4/4 | 15 | 351.0 | 315 | 165 | 149 | 167 | 326 | 51 | 2 | 30 | .240 | 28 | 36 | 2 | 8 | 11 |
| Opponents | 5.98 | 10-29 | 39 | 39 | 0 | 2/2 | 6 | 341.2 | 350 | 249 | 227 | 173 | 326 | 76 | 7 | 44 | .267 | 29 | 45 | 7 | 19 | 19 |

PB - Team (13), D LaManna 7, D Neri 6, Opp (9). Pickoffs - Team (1), J Bertrand 1, Opp (6). SBA/ATT - D LaManna (14-23), J Bertrand (4-5), T Kohlhepp (1-4), J Sheridan (3-3), L Simon (3-3), A Tyrell (1-3), D Neri (0-2), A Rao (0-2), W Mercer (0-2), C Scafidi (1-1), J Hulbert (1-1), M Megias (0-1).

#1 RYAN COLE



Senior/OF

Career Highs

Hits: 3 (2x, MR 5/1/21 vs. UNC)

Runs: 3 (2x, MR 5/2/21 vs. UNC)

RBI: 4 (5/1/21 vs. UNC)

SB: 2 (3x, MR 3/23/21 vs. VALPO)

News & Notes

- Tied a career high with three runs against North Carolina (5/2/21)
- Set a career high with four RBI and tied a career high with three hits against North Carolina (5/1/21)
- Set a career high with three hits against Pitt (4/4/21)
- Hit his second career walk-off home run in the 5-3 win over No. 6 Louisville (3/27/21)
- Set a career high with three runs and tied a career high with two steals against Valpo (3/23/21)
- Hit an inside the park home run in the series clinching win over Duke (3/20/21)
- Hit his first career home run in the 13th-inning of Notre Dame's 6-4 win over Duke (3/19/21)

CAREER SUMMARY

| Year | avg | gp-gs | ab | r | h | 2b | 3b | hr | rbi | tb | slg% | bb | hbp | so | gdp | ob% | sf | sh | sb-att | po | a | e | fld% |
|-------|------|--------|-----|----|----|----|----|----|-----|----|------|----|-----|----|-----|------|----|----|--------|-----|---|---|-------|
| 2018 | .179 | 27-7 | 28 | 8 | 5 | 1 | 1 | 0 | 4 | 8 | .286 | 4 | 5 | 8 | 0 | .378 | 0 | 1 | 2-4 | 18 | 1 | 0 | 1.000 |
| 2019 | .194 | 41-14 | 72 | 10 | 14 | 2 | 1 | 0 | 4 | 18 | .250 | 13 | 0 | 21 | 1 | .318 | 0 | 1 | 8-10 | 23 | 1 | 2 | .923 |
| 2020 | .250 | 10-5 | 24 | 5 | 6 | 2 | 0 | 0 | 1 | 8 | .333 | 1 | 0 | 7 | 0 | .280 | 0 | 0 | 2-2 | 15 | 0 | 1 | .938 |
| 2021 | .314 | 39-30 | 118 | 32 | 37 | 7 | 0 | 5 | 19 | 59 | .500 | 18 | 9 | 26 | 0 | .438 | 1 | 2 | 6-8 | 53 | 2 | 0 | 1.000 |
| TOTAL | .256 | 117-56 | 242 | 55 | 62 | 12 | 2 | 5 | 28 | 93 | .384 | 36 | 14 | 62 | 1 | .382 | 1 | 4 | 18-24 | 109 | 4 | 3 | .974 |

2021 GAME-BY-GAME

| Date | Opponent | Pos | AB | R | H | RBI | 2B | 3B | HR | BB | SB | CS | HBP | SAC | SF | GDP | K | PO | A | E | Avg | |
|---------|--------------------|--------|------|-----|----|-----|----|----|----|----|----|----|-----|-----|----|-----|---|----|----|---|-----|------|
| Feb 27 | at Wake Forest-1 | of | 0 | 0 | 0 | 0 | 0 | 0 | 0 | 0 | 0 | 0 | 0 | 0 | 0 | 0 | 0 | 0 | 0 | 0 | 0 | .000 |
| Feb 27 | at Wake Forest-2 | ph/of | 1 | 0 | 0 | 0 | 0 | 0 | 0 | 0 | 0 | 0 | 0 | 0 | 0 | 0 | 0 | 0 | 0 | 0 | 0 | .000 |
| Feb 28 | at Wake Forest | of | 0 | 0 | 0 | 0 | 0 | 0 | 0 | 0 | 0 | 0 | 0 | 0 | 0 | 0 | 0 | 0 | 0 | 0 | 0 | .000 |
| Mar 05 | at Clemson | of | 1 | 0 | 1 | 0 | 0 | 0 | 0 | 0 | 0 | 0 | 0 | 0 | 0 | 0 | 0 | 0 | 0 | 0 | 0 | .500 |
| Mar 06 | at Clemson | *of/of | 3 | 0 | 0 | 0 | 0 | 0 | 0 | 0 | 0 | 1 | 1 | 0 | 0 | 0 | 1 | 1 | 0 | 0 | 0 | .200 |
| Mar 07 | at Clemson | ph/of | 1 | 0 | 0 | 0 | 0 | 0 | 0 | 1 | 0 | 0 | 0 | 0 | 0 | 0 | 0 | 0 | 0 | 0 | 0 | .167 |
| Mar 12 | at Virginia | of | 2 | 1 | 1 | 0 | 0 | 0 | 0 | 0 | 0 | 0 | 0 | 0 | 0 | 0 | 1 | 0 | 0 | 0 | 0 | .250 |
| Mar 13 | at Virginia | of | 0 | 1 | 0 | 0 | 0 | 0 | 0 | 1 | 0 | 0 | 0 | 0 | 0 | 0 | 0 | 1 | 0 | 0 | 0 | .250 |
| Mar 14 | at Virginia | of | 1 | 0 | 0 | 0 | 0 | 0 | 0 | 0 | 0 | 0 | 0 | 0 | 0 | 0 | 1 | 0 | 0 | 0 | 0 | .222 |
| Mar 19 | DUKE | of | 3 | 1 | 2 | 2 | 0 | 0 | 1 | 0 | 0 | 0 | 0 | 0 | 0 | 0 | 0 | 3 | 0 | 0 | 0 | .333 |
| Mar 20 | DUKE | *of | 3 | 1 | 1 | 2 | 0 | 0 | 1 | 1 | 0 | 0 | 0 | 0 | 0 | 0 | 1 | 0 | 0 | 0 | 0 | .333 |
| Mar 21 | DUKE | *of | 2 | 0 | 1 | 0 | 0 | 0 | 0 | 1 | 0 | 0 | 0 | 0 | 0 | 0 | 0 | 1 | 0 | 0 | 0 | .353 |
| Mar 23 | VALPARAISO | *of | 2 | 3 | 1 | 0 | 0 | 0 | 0 | 1 | 2 | 0 | 1 | 0 | 0 | 0 | 0 | 2 | 0 | 0 | 0 | .368 |
| Mar 26 | LOUISVILLE | *of | 3 | 0 | 0 | 0 | 0 | 0 | 0 | 1 | 0 | 0 | 0 | 0 | 0 | 0 | 0 | 2 | 0 | 0 | 0 | .318 |
| Mar 27 | LOUISVILLE | *of | 3 | 2 | 2 | 2 | 0 | 0 | 1 | 1 | 0 | 0 | 0 | 0 | 0 | 0 | 0 | 1 | 0 | 0 | 0 | .360 |
| Apr 3 | at Pitt | *of | 3 | 0 | 0 | 0 | 0 | 0 | 0 | 0 | 0 | 0 | 1 | 0 | 0 | 0 | 1 | 2 | 0 | 0 | 0 | .321 |
| Apr 4 | at Pitt | *of | 4 | 0 | 3 | 1 | 1 | 0 | 0 | 0 | 0 | 0 | 0 | 0 | 0 | 0 | 1 | 2 | 0 | 0 | 0 | .375 |
| Apr 5 | at Pitt | *of | 5 | 1 | 2 | 1 | 1 | 0 | 0 | 1 | 1 | 0 | 0 | 0 | 0 | 0 | 0 | 1 | 2 | 0 | 0 | .378 |
| Apr 09 | GEORGIA TECH | *of/of | 3 | 1 | 1 | 1 | 0 | 0 | 0 | 1 | 0 | 0 | 0 | 1 | 0 | 0 | 1 | 0 | 0 | 0 | 0 | .375 |
| Apr 10 | GEORGIA TECH | *of | 3 | 2 | 2 | 2 | 0 | 0 | 1 | 1 | 1 | 0 | 0 | 0 | 1 | 0 | 1 | 2 | 0 | 0 | 0 | .395 |
| Apr 11 | GEORGIA TECH | *of/of | 4 | 0 | 1 | 1 | 1 | 0 | 0 | 0 | 0 | 0 | 0 | 0 | 0 | 0 | 0 | 3 | 0 | 0 | 0 | .383 |
| Apr 13 | CENTRAL MICHIG | *of | 4 | 1 | 1 | 0 | 0 | 0 | 0 | 1 | 0 | 0 | 0 | 0 | 0 | 0 | 1 | 0 | 0 | 0 | 0 | .373 |
| Apr 16 | NC STATE | *of/of | 3 | 1 | 0 | 0 | 0 | 0 | 0 | 0 | 1 | 0 | 1 | 0 | 0 | 0 | 1 | 3 | 0 | 0 | 0 | .352 |
| Apr 17 | NC STATE | *of | 4 | 1 | 1 | 0 | 0 | 0 | 0 | 0 | 0 | 0 | 0 | 0 | 0 | 0 | 1 | 2 | 0 | 0 | 0 | .345 |
| Apr 18 | NC STATE | *of | 4 | 1 | 2 | 0 | 0 | 0 | 0 | 0 | 0 | 0 | 0 | 1 | 0 | 0 | 0 | 3 | 0 | 0 | 0 | .355 |
| Apr 23 | at Boston College | *of/of | 5 | 0 | 1 | 0 | 1 | 0 | 0 | 0 | 0 | 0 | 0 | 0 | 0 | 0 | 3 | 1 | 0 | 0 | 0 | .343 |
| Apr 24 | at Boston College | *of/of | 4 | 2 | 1 | 0 | 1 | 0 | 0 | 0 | 0 | 0 | 1 | 0 | 0 | 0 | 0 | 2 | 0 | 0 | 0 | .338 |
| Apr 24 | at Boston College- | *of/of | 5 | 1 | 0 | 0 | 0 | 0 | 0 | 0 | 0 | 0 | 1 | 0 | 0 | 0 | 0 | 0 | 0 | 0 | 0 | .316 |
| Apr 27 | VALPARAISO | *of/of | 4 | 2 | 1 | 1 | 0 | 0 | 0 | 1 | 0 | 1 | 0 | 0 | 0 | 0 | 0 | 1 | 1 | 0 | 0 | .312 |
| Apr 30 | NORTH CAROLIN | *of | 3 | 0 | 1 | 0 | 0 | 0 | 0 | 1 | 0 | 0 | 0 | 0 | 0 | 0 | 1 | 3 | 0 | 0 | 0 | .313 |
| May 01 | NORTH CAROLIN | *of | 4 | 2 | 3 | 4 | 0 | 0 | 0 | 0 | 0 | 1 | 0 | 0 | 0 | 0 | 0 | 2 | 0 | 0 | 0 | .333 |
| May 02 | NORTH CAROLIN | *of | 5 | 3 | 2 | 0 | 0 | 0 | 0 | 1 | 0 | 0 | 0 | 0 | 0 | 0 | 2 | 1 | 0 | 0 | 0 | .337 |
| May 07 | FLORIDA STATE | *of | 3 | 0 | 1 | 0 | 1 | 0 | 0 | 1 | 0 | 0 | 0 | 0 | 0 | 0 | 1 | 3 | 0 | 0 | 0 | .337 |
| May 08 | FLORIDA STATE- | *of | 4 | 1 | 1 | 0 | 1 | 0 | 0 | 0 | 0 | 0 | 0 | 0 | 0 | 0 | 3 | 1 | 0 | 0 | 0 | .333 |
| May 08 | FLORIDA STATE- | *of | 4 | 0 | 0 | 0 | 0 | 0 | 0 | 1 | 0 | 0 | 0 | 0 | 0 | 0 | 2 | 3 | 0 | 0 | 0 | .320 |
| 05-11-2 | at Valparaiso | *of | 4 | 1 | 0 | 0 | 0 | 0 | 0 | 1 | 0 | 0 | 0 | 0 | 0 | 0 | 0 | 0 | 0 | 0 | 0 | .308 |
| May 20 | at Virginia Tech | *of | 4 | 1 | 1 | 0 | 0 | 0 | 0 | 0 | 0 | 0 | 1 | 0 | 0 | 0 | 0 | 0 | 0 | 0 | 0 | .306 |
| May 21 | at Virginia Tech | *of | 3 | 1 | 1 | 2 | 0 | 0 | 1 | 1 | 0 | 1 | 0 | 0 | 0 | 0 | 1 | 2 | 0 | 0 | 0 | .307 |
| May 22 | at Virginia Tech | *of | 4 | 1 | 2 | 0 | 0 | 0 | 0 | 1 | 0 | 0 | 0 | 0 | 0 | 0 | 1 | 4 | 1 | 0 | 0 | .314 |
| Totals | | | 30gs | 118 | 32 | 37 | 19 | 7 | 0 | 5 | 18 | 6 | 2 | 9 | 2 | 1 | 0 | 26 | 53 | 2 | 0 | .314 |

On base pct. .438 • Slugging pct. .500

2021 NOTRE DAME BASEBALL GAME NOTES

#2 SPENCER MYERS



Senior/OF

Career Highs

Hits: 3 (11x, 4/23/21 at BC)
Runs: 4 (2x, 3/23/19 vs. FSU-2)
RBI: 3 (3x, 2/22/20 vs. UT)
SB: 6 (3/1/20 at PC)

News & Notes

- Tied a career high for hits with three against Boston College (4/23/21)
- No. 25 in *D1Baseball's* Preseason Outfielder Power Rankings for 2021
- Finished the 2020 season ranked first in the NCAA in steals with 15 and first in steals per game with 1.25
- Set a career high with six steals against Presbyterian (3/1/20), the most by an Irish player in the last 14 years

CAREER SUMMARY

| Year | avg | gp-gs | ab | r | h | 2b | 3b | hr | rbi | tb | slg% | bb | hbp | so | gdp | ob% | sf | sh | sb-att | po | a | e | fld% |
|-------|------|---------|-----|-----|-----|----|----|----|-----|-----|------|----|-----|----|-----|------|----|----|--------|-----|---|---|-------|
| 2018 | .239 | 39-23 | 88 | 19 | 21 | 2 | 0 | 0 | 7 | 23 | .261 | 11 | 1 | 19 | 1 | .330 | 0 | 2 | 4-5 | 63 | 1 | 0 | 1.000 |
| 2019 | .294 | 54-53 | 211 | 48 | 62 | 5 | 0 | 1 | 16 | 70 | .332 | 30 | 1 | 36 | 3 | .383 | 1 | 6 | 22-25 | 124 | 1 | 2 | .984 |
| 2020 | .431 | 12-12 | 58 | 14 | 25 | 2 | 0 | 0 | 8 | 27 | .466 | 7 | 0 | 5 | 0 | .492 | 0 | 0 | 15-18 | 31 | 0 | 0 | 1.000 |
| 2021 | .273 | 39-39 | 161 | 34 | 44 | 10 | 0 | 1 | 12 | 57 | .354 | 19 | 2 | 31 | 3 | .353 | 2 | 3 | 10-14 | 86 | 1 | 0 | 1.000 |
| TOTAL | .293 | 144-127 | 518 | 115 | 152 | 19 | 0 | 2 | 43 | 177 | .342 | 67 | 4 | 91 | 7 | .377 | 3 | 11 | 51-62 | 304 | 3 | 2 | .994 |


2021 GAME-BY-GAME

| Date | Opponent | Pos | AB | R | H | RBI | 2B | 3B | HR | BB | SB | CS | HBP | SAC | SF | GDP | K | PO | A | E | Avg | |
|---------|--------------------|-----|------|-----|----|-----|----|----|----|----|----|----|-----|-----|----|-----|---|----|----|---|------|------|
| Feb 27 | at Wake Forest-1 | *of | 3 | 1 | 0 | 1 | 0 | 0 | 0 | 1 | 0 | 0 | 0 | 0 | 1 | 0 | 3 | 2 | 0 | 0 | .000 | |
| Feb 27 | at Wake Forest-2 | *of | 5 | 0 | 2 | 0 | 0 | 0 | 0 | 0 | 0 | 0 | 0 | 0 | 0 | 0 | 1 | 1 | 1 | 0 | .250 | |
| Feb 28 | at Wake Forest | *of | 4 | 1 | 0 | 0 | 0 | 0 | 0 | 1 | 0 | 0 | 0 | 0 | 0 | 0 | 0 | 4 | 0 | 0 | .167 | |
| Mar 05 | at Clemson | *of | 6 | 1 | 1 | 1 | 0 | 0 | 0 | 0 | 0 | 0 | 0 | 0 | 0 | 0 | 1 | 1 | 0 | 0 | .167 | |
| Mar 06 | at Clemson | *of | 3 | 0 | 0 | 0 | 0 | 0 | 0 | 0 | 0 | 0 | 0 | 1 | 0 | 0 | 2 | 3 | 0 | 0 | .143 | |
| Mar 07 | at Clemson | *of | 5 | 1 | 2 | 0 | 0 | 0 | 0 | 0 | 0 | 0 | 0 | 0 | 0 | 0 | 1 | 2 | 0 | 0 | .192 | |
| Mar 12 | at Virginia | *of | 5 | 0 | 1 | 0 | 0 | 0 | 0 | 0 | 0 | 0 | 0 | 0 | 0 | 0 | 0 | 0 | 0 | 0 | .194 | |
| Mar 13 | at Virginia | *of | 5 | 0 | 1 | 0 | 1 | 0 | 0 | 0 | 0 | 1 | 1 | 0 | 0 | 0 | 1 | 1 | 0 | 0 | .194 | |
| Mar 14 | at Virginia | *of | 5 | 0 | 0 | 0 | 0 | 0 | 0 | 0 | 0 | 0 | 0 | 0 | 0 | 0 | 0 | 1 | 0 | 0 | .171 | |
| Mar 19 | DUKE | *of | 4 | 1 | 0 | 0 | 0 | 0 | 0 | 2 | 1 | 0 | 0 | 0 | 0 | 0 | 2 | 1 | 0 | 0 | .156 | |
| Mar 20 | DUKE | *of | 4 | 0 | 2 | 0 | 0 | 0 | 0 | 0 | 1 | 1 | 0 | 0 | 0 | 0 | 0 | 3 | 0 | 0 | .184 | |
| Mar 21 | DUKE | *of | 4 | 0 | 0 | 0 | 0 | 0 | 0 | 0 | 0 | 0 | 0 | 0 | 0 | 0 | 1 | 1 | 0 | 0 | .170 | |
| Mar 23 | VALPARAISO | *of | 3 | 0 | 0 | 0 | 0 | 0 | 0 | 2 | 0 | 0 | 0 | 0 | 0 | 0 | 0 | 1 | 0 | 0 | .161 | |
| Mar 26 | LOUISVILLE | *of | 5 | 2 | 2 | 0 | 0 | 0 | 0 | 0 | 0 | 0 | 0 | 0 | 0 | 0 | 0 | 6 | 0 | 0 | .180 | |
| Mar 27 | LOUISVILLE | *of | 4 | 0 | 1 | 0 | 0 | 0 | 0 | 0 | 0 | 0 | 0 | 0 | 0 | 0 | 1 | 2 | 0 | 0 | .185 | |
| Apr 3 | at Pitt | *of | 4 | 0 | 0 | 0 | 0 | 0 | 0 | 0 | 0 | 0 | 0 | 0 | 0 | 0 | 1 | 0 | 2 | 0 | .174 | |
| Apr 4 | at Pitt | *of | 3 | 2 | 2 | 0 | 0 | 0 | 0 | 1 | 2 | 0 | 0 | 0 | 0 | 0 | 0 | 2 | 0 | 0 | .194 | |
| Apr 5 | at Pitt | *of | 4 | 3 | 2 | 1 | 0 | 0 | 1 | 1 | 0 | 0 | 0 | 1 | 0 | 0 | 0 | 4 | 0 | 0 | .211 | |
| Apr 09 | GEORGIA TECH | *of | 5 | 1 | 2 | 1 | 1 | 0 | 0 | 0 | 0 | 0 | 0 | 0 | 0 | 0 | 0 | 3 | 0 | 0 | .222 | |
| Apr 10 | GEORGIA TECH | *of | 4 | 2 | 2 | 0 | 0 | 0 | 0 | 2 | 0 | 1 | 0 | 0 | 0 | 0 | 1 | 1 | 0 | 0 | .235 | |
| Apr 11 | GEORGIA TECH | *of | 4 | 0 | 0 | 0 | 0 | 0 | 0 | 0 | 0 | 0 | 0 | 0 | 0 | 1 | 1 | 2 | 0 | 0 | .225 | |
| Apr 13 | CENTRAL MICHIG | *of | 2 | 1 | 0 | 1 | 0 | 0 | 0 | 1 | 0 | 0 | 0 | 0 | 1 | 0 | 0 | 3 | 0 | 0 | .220 | |
| Apr 16 | NC STATE | *of | 4 | 0 | 1 | 0 | 0 | 0 | 0 | 0 | 0 | 0 | 0 | 0 | 0 | 0 | 1 | 3 | 0 | 0 | .221 | |
| Apr 17 | NC STATE | *of | 4 | 0 | 0 | 0 | 0 | 0 | 0 | 0 | 0 | 0 | 0 | 0 | 0 | 0 | 0 | 3 | 0 | 0 | .212 | |
| Apr 18 | NC STATE | *of | 4 | 2 | 2 | 0 | 1 | 0 | 0 | 1 | 0 | 0 | 0 | 0 | 0 | 1 | 1 | 1 | 0 | 0 | .223 | |
| Apr 23 | at Boston College | *of | 4 | 0 | 3 | 0 | 0 | 0 | 0 | 1 | 0 | 0 | 0 | 0 | 0 | 0 | 0 | 3 | 0 | 0 | .243 | |
| Apr 24 | at Boston College | *of | 4 | 1 | 2 | 1 | 0 | 0 | 0 | 1 | 3 | 0 | 0 | 0 | 0 | 0 | 0 | 1 | 0 | 0 | .252 | |
| Apr 24 | at Boston College- | *of | 6 | 1 | 2 | 1 | 0 | 0 | 0 | 0 | 0 | 0 | 0 | 0 | 0 | 0 | 2 | 1 | 0 | 0 | .256 | |
| Apr 27 | VALPARAISO | *of | 3 | 2 | 2 | 1 | 0 | 0 | 0 | 2 | 0 | 0 | 0 | 0 | 0 | 0 | 0 | 2 | 0 | 0 | .267 | |
| Apr 30 | NORTH CAROLIN | *of | 4 | 0 | 1 | 0 | 0 | 0 | 0 | 0 | 0 | 1 | 0 | 0 | 0 | 0 | 1 | 2 | 0 | 0 | .266 | |
| May 01 | NORTH CAROLIN | *of | 4 | 1 | 1 | 0 | 0 | 0 | 0 | 1 | 1 | 0 | 0 | 0 | 0 | 0 | 1 | 1 | 0 | 0 | .266 | |
| May 02 | NORTH CAROLIN | *of | 4 | 2 | 2 | 0 | 0 | 0 | 0 | 2 | 0 | 1 | 0 | 0 | 0 | 0 | 0 | 3 | 0 | 0 | .273 | |
| May 07 | FLORIDA STATE | *of | 3 | 1 | 1 | 0 | 1 | 0 | 0 | 1 | 0 | 0 | 0 | 0 | 0 | 0 | 1 | 1 | 0 | 0 | .274 | |
| May 08 | FLORIDA STATE- | *of | 2 | 2 | 1 | 0 | 1 | 0 | 0 | 1 | 0 | 0 | 0 | 1 | 0 | 0 | 1 | 2 | 0 | 0 | .277 | |
| May 08 | FLORIDA STATE- | *of | 5 | 1 | 1 | 0 | 1 | 0 | 0 | 0 | 0 | 0 | 0 | 0 | 0 | 0 | 2 | 3 | 0 | 0 | .275 | |
| 05-11-2 | at Valparaiso | *of | 5 | 1 | 1 | 2 | 1 | 0 | 0 | 0 | 0 | 0 | 0 | 0 | 0 | 0 | 1 | 3 | 0 | 0 | .272 | |
| May 20 | at Virginia Tech | *of | 5 | 2 | 2 | 0 | 1 | 0 | 0 | 0 | 0 | 0 | 0 | 0 | 0 | 0 | 1 | 5 | 0 | 0 | .276 | |
| May 21 | at Virginia Tech | *of | 4 | 1 | 1 | 0 | 1 | 0 | 0 | 0 | 0 | 0 | 0 | 0 | 0 | 0 | 2 | 3 | 0 | 0 | .276 | |
| May 22 | at Virginia Tech | *of | 5 | 1 | 1 | 2 | 1 | 0 | 0 | 0 | 0 | 0 | 0 | 0 | 0 | 0 | 2 | 3 | 0 | 0 | .273 | |
| Totals | | | 39gs | 161 | 34 | 44 | 12 | 10 | 0 | 1 | 19 | 10 | 4 | 2 | 3 | 2 | 3 | 31 | 86 | 1 | 0 | .273 |

On base pct. .353 • Slugging pct. .354

2021 NOTRE DAME BASEBALL GAME NOTES

#3 DAVID LAMANNA



Senior/C

Career Highs

Hits: 4 (5/2/21 vs. UNC)

Runs: 4 (3/8/20 at UNC)

RBI: 4 (5/2/21 vs. UNC)

News & Notes

- Set a career high with four hits and four RBI against North Carolina (5/2/21)
- Tied a career high with three hits and three RBI against No. 16 Wake Forest (2/27/21-2)
- Set a career high with four runs against North Carolina (3/8/20)

CAREER SUMMARY

| Year | avg | gp-gs | ab | r | h | 2b | 3b | hr | rbi | tb | slg% | bb | hbp | so | gdp | ob% | sf | sh | sb-att | po | a | e | fld% |
|-------|------|---------|-----|----|-----|----|----|----|-----|-----|------|----|-----|----|-----|------|----|----|--------|-----|-----|----|-------|
| 2018 | .234 | 52-46 | 167 | 16 | 39 | 5 | 0 | 1 | 16 | 47 | .281 | 7 | 3 | 29 | 6 | .274 | 2 | 3 | 1-4 | 280 | 47 | 10 | .970 |
| 2019 | .272 | 42-33 | 114 | 10 | 31 | 6 | 0 | 0 | 12 | 37 | .325 | 20 | 2 | 21 | 2 | .387 | 1 | 4 | 3-3 | 265 | 38 | 4 | .987 |
| 2020 | .303 | 11-10 | 33 | 11 | 10 | 4 | 0 | 0 | 7 | 14 | .424 | 9 | 1 | 3 | 0 | .465 | 0 | 1 | 2-2 | 90 | 12 | 0 | 1.000 |
| 2021 | .233 | 36-31 | 116 | 17 | 27 | 6 | 1 | 2 | 20 | 41 | .353 | 15 | 4 | 16 | 1 | .338 | 1 | 1 | 2-3 | 256 | 29 | 1 | .997 |
| TOTAL | .249 | 141-120 | 430 | 54 | 107 | 21 | 1 | 3 | 55 | 139 | .323 | 51 | 10 | 69 | 9 | .339 | 4 | 9 | 8-12 | 891 | 126 | 15 | .985 |

2021 GAME-BY-GAME

| Date | Opponent | Pos | AB | R | H | RBI | 2B | 3B | HR | BB | SB | CS | HBP | SAC | SF | GDP | K | PO | A | E | Avg | |
|---------|--------------------|------|------|-----|----|-----|----|----|----|----|----|----|-----|-----|----|-----|---|----|-----|----|------|------|
| Feb 27 | at Wake Forest-1 | *c | 4 | 0 | 1 | 2 | 0 | 0 | 0 | 1 | 0 | 0 | 0 | 0 | 0 | 0 | 2 | 12 | 0 | 0 | .250 | |
| Feb 27 | at Wake Forest-2 | ph/c | 0 | 1 | 0 | 0 | 0 | 0 | 0 | 1 | 0 | 0 | 1 | 0 | 0 | 0 | 0 | 2 | 0 | 0 | .250 | |
| Feb 28 | at Wake Forest | *c | 5 | 1 | 3 | 3 | 0 | 0 | 0 | 0 | 0 | 0 | 0 | 0 | 0 | 0 | 1 | 7 | 1 | 0 | .444 | |
| Mar 05 | at Clemson | *c | 2 | 0 | 0 | 0 | 0 | 0 | 0 | 2 | 0 | 0 | 0 | 0 | 0 | 0 | 0 | 7 | 4 | 0 | .364 | |
| Mar 06 | at Clemson | *c | 4 | 0 | 0 | 0 | 0 | 0 | 0 | 0 | 0 | 0 | 0 | 0 | 0 | 0 | 0 | 7 | 1 | 0 | .267 | |
| Mar 07 | at Clemson | *c | 2 | 0 | 1 | 1 | 0 | 0 | 0 | 2 | 1 | 0 | 1 | 0 | 0 | 0 | 0 | 8 | 2 | 0 | .294 | |
| Mar 12 | at Virginia | *c | 4 | 1 | 2 | 0 | 1 | 0 | 0 | 1 | 0 | 0 | 0 | 0 | 0 | 0 | 0 | 12 | 1 | 0 | .333 | |
| Mar 13 | at Virginia | *c | 4 | 3 | 1 | 1 | 0 | 0 | 0 | 1 | 0 | 0 | 0 | 0 | 0 | 0 | 1 | 4 | 1 | 0 | .320 | |
| Mar 14 | at Virginia | *c | 5 | 1 | 2 | 0 | 0 | 1 | 0 | 0 | 0 | 0 | 0 | 0 | 0 | 0 | 2 | 8 | 0 | 0 | .333 | |
| Mar 19 | DUKE | *c | 6 | 0 | 0 | 0 | 0 | 0 | 0 | 0 | 0 | 0 | 0 | 0 | 0 | 0 | 1 | 11 | 1 | 0 | .278 | |
| Mar 20 | DUKE | *c | 4 | 1 | 2 | 0 | 1 | 0 | 0 | 0 | 0 | 0 | 0 | 0 | 0 | 0 | 0 | 5 | 1 | 0 | .300 | |
| Mar 21 | DUKE | *c | 3 | 0 | 0 | 0 | 0 | 0 | 0 | 0 | 0 | 0 | 0 | 0 | 0 | 0 | 1 | 6 | 2 | 0 | .279 | |
| Mar 23 | VALPARAISO | *c | 4 | 0 | 0 | 0 | 0 | 0 | 0 | 0 | 0 | 0 | 0 | 0 | 0 | 0 | 0 | 16 | 0 | 0 | .255 | |
| Mar 26 | LOUISVILLE | *c | 3 | 0 | 0 | 1 | 0 | 0 | 0 | 1 | 0 | 0 | 0 | 0 | 0 | 0 | 1 | 3 | 2 | 0 | .240 | |
| Mar 27 | LOUISVILLE | *c | 3 | 1 | 1 | 0 | 0 | 0 | 0 | 1 | 0 | 0 | 0 | 0 | 0 | 0 | 0 | 5 | 0 | 0 | .245 | |
| Apr 3 | at Pitt | *c | 4 | 0 | 0 | 1 | 0 | 0 | 0 | 0 | 0 | 0 | 0 | 0 | 0 | 0 | 1 | 8 | 0 | 0 | .228 | |
| Apr 4 | at Pitt | *c | 4 | 0 | 0 | 0 | 0 | 0 | 0 | 0 | 0 | 0 | 0 | 0 | 0 | 0 | 0 | 8 | 0 | 0 | .213 | |
| Apr 09 | GEORGIA TECH | *c | 4 | 1 | 2 | 0 | 1 | 0 | 0 | 0 | 0 | 0 | 0 | 0 | 0 | 0 | 0 | 9 | 1 | 0 | .231 | |
| Apr 10 | GEORGIA TECH | ph/c | 1 | 0 | 0 | 1 | 0 | 0 | 0 | 0 | 0 | 0 | 0 | 0 | 0 | 0 | 0 | 5 | 0 | 0 | .227 | |
| Apr 11 | GEORGIA TECH | *c | 4 | 0 | 1 | 0 | 0 | 0 | 0 | 0 | 0 | 0 | 0 | 0 | 0 | 0 | 0 | 9 | 0 | 1 | .229 | |
| Apr 17 | NC STATE | *c | 1 | 0 | 1 | 0 | 0 | 0 | 0 | 0 | 0 | 0 | 0 | 0 | 0 | 0 | 0 | 2 | 1 | 0 | .239 | |
| Apr 18 | NC STATE | *c | 5 | 0 | 1 | 0 | 1 | 0 | 0 | 0 | 0 | 0 | 0 | 0 | 0 | 0 | 1 | 5 | 0 | 0 | .237 | |
| Apr 23 | at Boston College | *c | 3 | 0 | 0 | 0 | 0 | 0 | 0 | 0 | 0 | 0 | 0 | 0 | 0 | 0 | 1 | 6 | 1 | 0 | .228 | |
| Apr 24 | at Boston College | *c | 4 | 0 | 0 | 0 | 0 | 0 | 0 | 1 | 0 | 0 | 0 | 0 | 0 | 0 | 0 | 5 | 1 | 0 | .217 | |
| Apr 24 | at Boston College- | ph/c | 1 | 1 | 0 | 2 | 0 | 0 | 0 | 1 | 1 | 0 | 0 | 0 | 0 | 0 | 0 | 4 | 0 | 0 | .214 | |
| Apr 27 | VALPARAISO | *c | 4 | 0 | 0 | 0 | 0 | 0 | 0 | 0 | 0 | 0 | 0 | 0 | 0 | 0 | 0 | 10 | 1 | 0 | .205 | |
| Apr 30 | NORTH CAROLIN | *c | 4 | 0 | 0 | 0 | 0 | 0 | 0 | 0 | 0 | 0 | 0 | 0 | 0 | 0 | 2 | 5 | 0 | 0 | .196 | |
| May 01 | NORTH CAROLIN | *c | 2 | 1 | 0 | 2 | 0 | 0 | 0 | 0 | 0 | 1 | 1 | 1 | 1 | 1 | 0 | 3 | 1 | 0 | .191 | |
| May 02 | NORTH CAROLIN | *c | 5 | 3 | 4 | 4 | 2 | 0 | 1 | 0 | 0 | 0 | 0 | 0 | 0 | 0 | 0 | 11 | 1 | 0 | .222 | |
| May 07 | FLORIDA STATE | *c | 4 | 0 | 0 | 0 | 0 | 0 | 0 | 0 | 0 | 0 | 0 | 0 | 0 | 0 | 0 | 8 | 1 | 0 | .214 | |
| May 08 | FLORIDA STATE- | *c | 3 | 0 | 1 | 0 | 0 | 0 | 0 | 0 | 0 | 1 | 0 | 0 | 0 | 0 | 0 | 10 | 2 | 0 | .217 | |
| May 08 | FLORIDA STATE- | *c | 1 | 0 | 1 | 0 | 0 | 0 | 0 | 1 | 0 | 0 | 0 | 0 | 0 | 0 | 0 | 5 | 1 | 0 | .224 | |
| 05-11-2 | at Valparaiso | *c | 2 | 0 | 0 | 0 | 0 | 0 | 0 | 0 | 0 | 0 | 0 | 0 | 0 | 0 | 0 | 11 | 1 | 0 | .220 | |
| May 20 | at Virginia Tech | *c | 2 | 1 | 0 | 0 | 0 | 0 | 0 | 1 | 0 | 0 | 1 | 0 | 0 | 0 | 1 | 8 | 1 | 0 | .216 | |
| May 21 | at Virginia Tech | *c | 3 | 0 | 1 | 0 | 0 | 0 | 0 | 1 | 0 | 0 | 0 | 0 | 0 | 0 | 1 | 7 | 0 | 0 | .219 | |
| May 22 | at Virginia Tech | c | 2 | 1 | 2 | 2 | 0 | 0 | 1 | 0 | 0 | 0 | 0 | 0 | 0 | 0 | 0 | 4 | 0 | 0 | .233 | |
| Totals | | | 31gs | 116 | 17 | 27 | 20 | 6 | 1 | 2 | 15 | 2 | 1 | 4 | 1 | 1 | 1 | 16 | 256 | 29 | 1 | .233 |

On base pct. .338 • Slugging pct. .353

2021 NOTRE DAME BASEBALL GAME NOTES

#4 CARTER PUTZ



Junior/INF

Career Highs

Hits: 4 (4/13/21 vs. CMU)

Runs: 3 (4x, MR 5/2/21 vs. UNC)

RBI: 4 (3x, MR 5/2/21 vs. UNC)

News & Notes

- Tied a career high with three runs and four RBI against North Carolina (5/2/21)
- Set a career high with four hits against Central Michigan (4/13/21)
- Tied a career high with three hits against Clemson (3/6/21) and Virginia (3/14/21)

CAREER SUMMARY

| Year | avg | gp-gs | ab | r | h | 2b | 3b | hr | rbi | tb | slg% | bb | hbp | so | gdp | ob% | sf | sh | sb-att | po | a | e | fld% |
|-------|------|--------|-----|----|-----|----|----|----|-----|-----|------|----|-----|----|-----|------|----|----|--------|----|----|---|------|
| 2019 | .264 | 52-47 | 174 | 27 | 46 | 8 | 1 | 1 | 19 | 59 | .339 | 19 | 1 | 41 | 4 | .335 | 3 | 6 | 5-6 | 21 | 15 | 2 | .947 |
| 2020 | .316 | 11-10 | 38 | 11 | 12 | 2 | 1 | 1 | 10 | 19 | .500 | 13 | 1 | 7 | 0 | .481 | 2 | 0 | 3-4 | 0 | 0 | 0 | .000 |
| 2021 | .316 | 39-39 | 155 | 32 | 49 | 9 | 3 | 3 | 34 | 73 | .471 | 15 | 3 | 28 | 2 | .376 | 5 | 1 | 3-3 | 0 | 0 | 0 | .000 |
| TOTAL | .292 | 102-96 | 367 | 70 | 107 | 19 | 5 | 5 | 63 | 151 | .411 | 47 | 5 | 76 | 6 | .371 | 10 | 7 | 11-13 | 21 | 15 | 2 | .947 |

2021 GAME-BY-GAME

| Date | Opponent | Pos | AB | R | H | RBI | 2B | 3B | HR | BB | SB | CS | HBP | SAC | SF | GDP | K | PO | A | E | Avg | |
|---------|--------------------|-----|------|-----|----|-----|----|----|----|----|----|----|-----|-----|----|-----|---|----|---|---|------|------|
| Feb 27 | at Wake Forest-1 | *dh | 4 | 1 | 0 | 0 | 0 | 0 | 0 | 1 | 0 | 0 | 0 | 0 | 0 | 0 | 2 | 0 | 0 | 0 | .000 | |
| Feb 27 | at Wake Forest-2 | *dh | 4 | 1 | 1 | 0 | 0 | 0 | 0 | 1 | 0 | 0 | 0 | 0 | 0 | 0 | 0 | 0 | 0 | 0 | .125 | |
| Feb 28 | at Wake Forest | *dh | 4 | 2 | 2 | 0 | 0 | 0 | 0 | 1 | 0 | 0 | 0 | 0 | 0 | 0 | 2 | 0 | 0 | 0 | .250 | |
| Mar 05 | at Clemson | *dh | 2 | 2 | 2 | 0 | 0 | 0 | 0 | 3 | 0 | 0 | 0 | 0 | 0 | 0 | 0 | 0 | 0 | 0 | .357 | |
| Mar 06 | at Clemson | *dh | 4 | 1 | 3 | 1 | 2 | 0 | 0 | 0 | 0 | 0 | 0 | 0 | 0 | 0 | 0 | 0 | 0 | 0 | .444 | |
| Mar 07 | at Clemson | *dh | 4 | 0 | 1 | 2 | 1 | 0 | 0 | 0 | 0 | 0 | 1 | 0 | 0 | 0 | 1 | 0 | 0 | 0 | .409 | |
| Mar 12 | at Virginia | *dh | 5 | 1 | 1 | 1 | 0 | 0 | 0 | 0 | 0 | 0 | 0 | 0 | 0 | 0 | 3 | 0 | 0 | 0 | .370 | |
| Mar 13 | at Virginia | *dh | 4 | 1 | 2 | 1 | 0 | 0 | 0 | 0 | 0 | 0 | 0 | 0 | 1 | 0 | 1 | 0 | 0 | 0 | .387 | |
| Mar 14 | at Virginia | *dh | 5 | 2 | 3 | 0 | 0 | 0 | 0 | 0 | 0 | 0 | 0 | 0 | 0 | 0 | 0 | 0 | 0 | 0 | .417 | |
| Mar 19 | DUKE | *dh | 5 | 0 | 1 | 0 | 0 | 0 | 0 | 0 | 0 | 0 | 0 | 0 | 0 | 0 | 1 | 0 | 0 | 0 | .390 | |
| Mar 20 | DUKE | *dh | 4 | 1 | 1 | 0 | 0 | 1 | 0 | 0 | 0 | 0 | 0 | 0 | 0 | 0 | 1 | 0 | 0 | 0 | .378 | |
| Mar 21 | DUKE | *dh | 3 | 0 | 0 | 0 | 0 | 0 | 0 | 0 | 0 | 0 | 0 | 0 | 0 | 0 | 1 | 0 | 0 | 0 | .354 | |
| Mar 23 | VALPARAISO | *dh | 4 | 0 | 1 | 1 | 0 | 0 | 0 | 1 | 0 | 0 | 0 | 0 | 0 | 0 | 2 | 0 | 0 | 0 | .346 | |
| Mar 26 | LOUISVILLE | *dh | 4 | 1 | 2 | 1 | 2 | 0 | 0 | 1 | 0 | 0 | 0 | 0 | 0 | 1 | 0 | 0 | 0 | 0 | .357 | |
| Mar 27 | LOUISVILLE | *dh | 4 | 0 | 0 | 0 | 0 | 0 | 0 | 0 | 0 | 0 | 0 | 0 | 0 | 0 | 0 | 0 | 0 | 0 | .333 | |
| Apr 3 | at Pitt | *dh | 4 | 2 | 2 | 1 | 0 | 0 | 1 | 0 | 0 | 0 | 0 | 0 | 0 | 0 | 0 | 0 | 0 | 0 | .344 | |
| Apr 4 | at Pitt | *dh | 4 | 0 | 0 | 0 | 0 | 0 | 0 | 0 | 0 | 0 | 0 | 0 | 0 | 0 | 0 | 0 | 0 | 0 | .324 | |
| Apr 5 | at Pitt | *dh | 4 | 1 | 2 | 3 | 0 | 0 | 1 | 1 | 0 | 0 | 0 | 0 | 0 | 0 | 0 | 0 | 0 | 0 | .333 | |
| Apr 09 | GEORGIA TECH | *dh | 4 | 0 | 1 | 1 | 0 | 0 | 0 | 1 | 0 | 0 | 0 | 0 | 0 | 0 | 1 | 0 | 0 | 0 | .329 | |
| Apr 10 | GEORGIA TECH | *dh | 5 | 0 | 1 | 1 | 0 | 0 | 0 | 0 | 0 | 0 | 0 | 0 | 0 | 0 | 0 | 0 | 0 | 0 | .321 | |
| Apr 11 | GEORGIA TECH | *dh | 4 | 0 | 0 | 0 | 0 | 0 | 0 | 0 | 0 | 0 | 0 | 0 | 0 | 0 | 0 | 0 | 0 | 0 | .306 | |
| Apr 13 | CENTRAL MICHIG | *dh | 4 | 2 | 4 | 2 | 0 | 1 | 0 | 0 | 2 | 0 | 0 | 0 | 1 | 0 | 0 | 0 | 0 | 0 | .337 | |
| Apr 16 | NC STATE | *dh | 4 | 1 | 2 | 0 | 0 | 0 | 0 | 0 | 0 | 0 | 0 | 0 | 0 | 0 | 0 | 0 | 0 | 0 | .344 | |
| Apr 17 | NC STATE | *dh | 4 | 0 | 2 | 2 | 1 | 0 | 0 | 0 | 0 | 0 | 0 | 0 | 0 | 0 | 0 | 0 | 0 | 0 | .351 | |
| Apr 18 | NC STATE | *dh | 3 | 2 | 2 | 2 | 1 | 0 | 0 | 0 | 0 | 0 | 0 | 1 | 0 | 0 | 1 | 0 | 0 | 0 | .360 | |
| Apr 23 | at Boston College | *dh | 4 | 0 | 0 | 0 | 0 | 0 | 0 | 0 | 0 | 0 | 0 | 0 | 0 | 0 | 2 | 0 | 0 | 0 | .346 | |
| Apr 24 | at Boston College | *dh | 4 | 0 | 2 | 1 | 1 | 0 | 0 | 0 | 0 | 0 | 0 | 0 | 1 | 0 | 0 | 0 | 0 | 0 | .352 | |
| Apr 24 | at Boston College- | *dh | 5 | 2 | 1 | 1 | 0 | 0 | 0 | 1 | 0 | 0 | 0 | 0 | 0 | 0 | 1 | 0 | 0 | 0 | .345 | |
| Apr 27 | VALPARAISO | *dh | 3 | 0 | 1 | 3 | 0 | 0 | 0 | 1 | 1 | 0 | 0 | 0 | 1 | 0 | 0 | 0 | 0 | 0 | .345 | |
| Apr 30 | NORTH CAROLIN | *dh | 4 | 1 | 1 | 0 | 0 | 0 | 0 | 0 | 0 | 0 | 0 | 0 | 0 | 0 | 1 | 0 | 0 | 0 | .342 | |
| May 01 | NORTH CAROLIN | *dh | 4 | 2 | 2 | 1 | 1 | 0 | 0 | 1 | 0 | 0 | 0 | 0 | 0 | 0 | 0 | 0 | 0 | 0 | .347 | |
| May 02 | NORTH CAROLIN | *dh | 5 | 3 | 2 | 4 | 0 | 0 | 1 | 1 | 0 | 0 | 0 | 0 | 1 | 0 | 0 | 0 | 0 | 0 | .349 | |
| May 07 | FLORIDA STATE | *dh | 3 | 0 | 0 | 0 | 0 | 0 | 0 | 0 | 0 | 0 | 1 | 0 | 0 | 0 | 3 | 0 | 0 | 0 | .341 | |
| May 08 | FLORIDA STATE- | *dh | 2 | 1 | 0 | 1 | 0 | 0 | 0 | 0 | 0 | 0 | 1 | 0 | 1 | 0 | 1 | 0 | 0 | 0 | .336 | |
| May 08 | FLORIDA STATE- | *dh | 4 | 0 | 1 | 0 | 0 | 0 | 0 | 0 | 0 | 0 | 0 | 0 | 0 | 0 | 0 | 0 | 0 | 0 | .333 | |
| 05-11-2 | at Valparaiso | *dh | 4 | 1 | 1 | 3 | 0 | 1 | 0 | 0 | 0 | 0 | 0 | 0 | 0 | 0 | 1 | 0 | 0 | 0 | .331 | |
| May 20 | at Virginia Tech | *dh | 4 | 1 | 1 | 1 | 0 | 0 | 0 | 1 | 0 | 0 | 0 | 0 | 0 | 0 | 1 | 0 | 0 | 0 | .329 | |
| May 21 | at Virginia Tech | *dh | 4 | 0 | 1 | 0 | 0 | 0 | 0 | 0 | 0 | 0 | 0 | 0 | 0 | 0 | 0 | 0 | 0 | 0 | .327 | |
| May 22 | at Virginia Tech | *dh | 5 | 0 | 0 | 0 | 0 | 0 | 0 | 0 | 0 | 0 | 0 | 0 | 0 | 0 | 2 | 0 | 0 | 0 | .316 | |
| Totals | | | 39gs | 155 | 32 | 49 | 34 | 9 | 3 | 3 | 15 | 3 | 0 | 3 | 1 | 5 | 2 | 28 | 0 | 0 | 0 | .316 |

On base pct. .376 • Slugging pct. .471

2021 NOTRE DAME BASEBALL GAME NOTES

#6 TJ WILLIAMS



Freshman/OF

Career Highs

Hits: --

Runs: 1 (4x, MR 5/11/21 at VALPO)

RBI: --

News & Notes

- Made his collegiate debut against Duke (3/19/21)

CAREER SUMMARY

| Year | avg | gp-gs | ab | r | h | 2b | 3b | hr | rbi | tb | slg% | bb | hbp | so | gdp | ob% | sf | sh | sb-att | po | a | e | fld% |
|-------|------|-------|----|---|---|----|----|----|-----|----|------|----|-----|----|-----|------|----|----|--------|----|---|---|-------|
| 2021 | .000 | 8-0 | 3 | 4 | 0 | 0 | 0 | 0 | 0 | 0 | .000 | 1 | 0 | 2 | 0 | .250 | 0 | 0 | 0-0 | 1 | 0 | 0 | 1.000 |
| TOTAL | .000 | 8-0 | 3 | 4 | 0 | 0 | 0 | 0 | 0 | 0 | .000 | 1 | 0 | 2 | 0 | .250 | 0 | 0 | 0-0 | 1 | 0 | 0 | 1.000 |

2021 GAME-BY-GAME

| Date | Opponent | Pos | AB | R | H | RBI | 2B | 3B | HR | BB | SB | CS | HBP | SAC | SF | GDP | K | PO | A | E | Avg | |
|---------|----------------|-------|----|---|---|-----|----|----|----|----|----|----|-----|-----|----|-----|---|----|---|---|-----|------|
| Mar 19 | DUKE | pr | 0 | 1 | 0 | 0 | 0 | 0 | 0 | 0 | 0 | 0 | 0 | 0 | 0 | 0 | 0 | 0 | 0 | 0 | 0 | .000 |
| Apr 09 | GEORGIA TECH | ph/of | 1 | 0 | 0 | 0 | 0 | 0 | 0 | 0 | 0 | 0 | 0 | 0 | 0 | 0 | 1 | 0 | 0 | 0 | 0 | .000 |
| Apr 10 | GEORGIA TECH | of | 0 | 1 | 0 | 0 | 0 | 0 | 0 | 1 | 0 | 0 | 0 | 0 | 0 | 0 | 0 | 0 | 0 | 0 | 0 | .000 |
| Apr 11 | GEORGIA TECH | of | 0 | 0 | 0 | 0 | 0 | 0 | 0 | 0 | 0 | 0 | 0 | 0 | 0 | 0 | 0 | 0 | 0 | 0 | 0 | .000 |
| Apr 13 | CENTRAL MICHIG | ph/of | 1 | 0 | 0 | 0 | 0 | 0 | 0 | 0 | 0 | 0 | 0 | 0 | 0 | 0 | 1 | 1 | 0 | 0 | 0 | .000 |
| Apr 16 | NC STATE | pr | 0 | 1 | 0 | 0 | 0 | 0 | 0 | 0 | 0 | 0 | 0 | 0 | 0 | 0 | 0 | 0 | 0 | 0 | 0 | .000 |
| Apr 30 | NORTH CAROLIN | ph | 1 | 0 | 0 | 0 | 0 | 0 | 0 | 0 | 0 | 0 | 0 | 0 | 0 | 0 | 0 | 0 | 0 | 0 | 0 | .000 |
| 05-11-2 | at Valparaiso | pr | 0 | 1 | 0 | 0 | 0 | 0 | 0 | 0 | 0 | 0 | 0 | 0 | 0 | 0 | 0 | 0 | 0 | 0 | 0 | .000 |
| Totals | | ogs | 3 | 4 | 0 | 0 | 0 | 0 | 0 | 1 | 0 | 0 | 0 | 0 | 0 | 0 | 2 | 1 | 0 | 0 | 0 | .000 |

On base pct. .250 • Slugging pct. .000

2021 NOTRE DAME BASEBALL GAME NOTES

#7 JACK ZYSKA



Junior/OF

Career Highs

Hits: 3 (4/6/19 vs. UVA-1)

Runs: 3 (5/14/19 at NU)

RBI: 4 (4/16/19 vs. NU)

News & Notes

.

CAREER SUMMARY

| Year | avg | gp-gs | ab | r | h | 2b | 3b | hr | rbi | tb | slg% | bb | hbp | so | gdp | ob% | sf | sh | sb-att | po | a | e | fld% |
|-------|------|-------|-----|----|----|----|----|----|-----|----|------|----|-----|----|-----|------|----|----|--------|----|---|---|-------|
| 2019 | .211 | 44-30 | 114 | 15 | 24 | 6 | 1 | 2 | 21 | 38 | .333 | 12 | 1 | 26 | 2 | .285 | 3 | 3 | 2-3 | 38 | 0 | 3 | .927 |
| 2020 | .238 | 7-5 | 21 | 3 | 5 | 1 | 0 | 2 | 5 | 12 | .571 | 1 | 1 | 1 | 0 | .304 | 0 | 0 | 0-0 | 4 | 0 | 0 | 1.000 |
| 2021 | .194 | 19-11 | 36 | 4 | 7 | 1 | 0 | 0 | 0 | 8 | .222 | 8 | 0 | 13 | 0 | .341 | 0 | 1 | 5-5 | 17 | 1 | 1 | .947 |
| TOTAL | .211 | 70-46 | 171 | 22 | 36 | 8 | 1 | 4 | 26 | 58 | .339 | 21 | 2 | 40 | 2 | .299 | 3 | 4 | 7-8 | 59 | 1 | 4 | .938 |

2021 GAME-BY-GAME

| Date | Opponent | Pos | AB | R | H | RBI | 2B | 3B | HR | BB | SB | CS | HBP | SAC | SF | GDP | K | PO | A | E | Avg |
|--------|--------------------|-------|------|----|---|-----|----|----|----|----|----|----|-----|-----|----|-----|----|----|---|---|------|
| Feb 27 | at Wake Forest-1 | *of | 3 | 0 | 1 | 0 | 0 | 0 | 0 | 1 | 1 | 0 | 0 | 0 | 0 | 0 | 1 | 2 | 1 | 0 | .333 |
| Mar 05 | at Clemson | *of | 2 | 0 | 0 | 0 | 0 | 0 | 0 | 0 | 0 | 0 | 0 | 0 | 0 | 0 | 0 | 2 | 0 | 0 | .200 |
| Mar 06 | at Clemson | ph | 1 | 0 | 1 | 0 | 1 | 0 | 0 | 0 | 0 | 0 | 0 | 0 | 0 | 0 | 0 | 0 | 0 | 0 | .333 |
| Mar 07 | at Clemson | *of | 2 | 0 | 0 | 0 | 0 | 0 | 0 | 1 | 0 | 0 | 0 | 0 | 0 | 0 | 1 | 2 | 0 | 0 | .250 |
| Mar 12 | at Virginia | *of | 3 | 1 | 1 | 0 | 0 | 0 | 0 | 0 | 1 | 0 | 0 | 0 | 0 | 0 | 1 | 1 | 0 | 1 | .273 |
| Mar 13 | at Virginia | ph | 1 | 0 | 0 | 0 | 0 | 0 | 0 | 0 | 0 | 0 | 0 | 0 | 0 | 0 | 1 | 0 | 0 | 0 | .250 |
| Mar 14 | at Virginia | ph/of | 0 | 0 | 0 | 0 | 0 | 0 | 0 | 1 | 0 | 0 | 0 | 0 | 0 | 0 | 0 | 0 | 0 | 0 | .250 |
| Mar 19 | DUKE | pr | 1 | 0 | 0 | 0 | 0 | 0 | 0 | 0 | 0 | 0 | 0 | 0 | 0 | 0 | 1 | 0 | 0 | 0 | .231 |
| Mar 26 | LOUISVILLE | ph | 0 | 0 | 0 | 0 | 0 | 0 | 0 | 0 | 0 | 0 | 0 | 0 | 0 | 0 | 0 | 0 | 0 | 0 | .231 |
| Apr 4 | at Pitt | ph | 1 | 0 | 0 | 0 | 0 | 0 | 0 | 0 | 0 | 0 | 0 | 0 | 0 | 0 | 0 | 0 | 0 | 0 | .214 |
| Apr 09 | GEORGIA TECH | *of | 4 | 1 | 1 | 0 | 0 | 0 | 0 | 0 | 0 | 0 | 0 | 0 | 0 | 0 | 0 | 1 | 0 | 0 | .222 |
| Apr 10 | GEORGIA TECH | *of | 3 | 0 | 1 | 0 | 0 | 0 | 0 | 0 | 0 | 0 | 0 | 0 | 0 | 0 | 1 | 1 | 0 | 0 | .238 |
| Apr 11 | GEORGIA TECH | *of | 3 | 1 | 1 | 0 | 0 | 0 | 0 | 0 | 0 | 0 | 0 | 0 | 0 | 0 | 0 | 2 | 0 | 0 | .250 |
| Apr 13 | CENTRAL MICHIG | *of | 2 | 1 | 0 | 0 | 0 | 0 | 0 | 2 | 2 | 0 | 0 | 0 | 0 | 0 | 1 | 0 | 0 | 0 | .231 |
| Apr 16 | NC STATE | *of | 3 | 0 | 1 | 0 | 0 | 0 | 0 | 1 | 1 | 0 | 0 | 0 | 0 | 0 | 1 | 1 | 0 | 0 | .241 |
| Apr 17 | NC STATE | *of | 3 | 0 | 0 | 0 | 0 | 0 | 0 | 1 | 0 | 0 | 0 | 0 | 0 | 0 | 2 | 4 | 0 | 0 | .219 |
| Apr 23 | at Boston College | ph/of | 1 | 0 | 0 | 0 | 0 | 0 | 0 | 1 | 0 | 0 | 0 | 0 | 0 | 0 | 0 | 1 | 0 | 0 | .212 |
| Apr 24 | at Boston College | *of | 2 | 0 | 0 | 0 | 0 | 0 | 0 | 0 | 0 | 0 | 0 | 1 | 0 | 0 | 2 | 0 | 0 | 0 | .200 |
| Apr 24 | at Boston College- | ph | 1 | 0 | 0 | 0 | 0 | 0 | 0 | 0 | 0 | 0 | 0 | 0 | 0 | 0 | 1 | 0 | 0 | 0 | .194 |
| Totals | | | 11gs | 36 | 4 | 7 | 0 | 1 | 0 | 8 | 5 | 0 | 0 | 1 | 0 | 0 | 13 | 17 | 1 | 1 | .194 |

On base pct. .341 • Slugging pct. .222

2021 NOTRE DAME BASEBALL GAME NOTES

#8 DANNY NERI



Freshman/C

Career Highs
Hits: 1 (5x, MR 4/23/21 at BC)
Runs: 2 (4/5/21 at UP)
RBI: --

News & Notes

- Made his collegiate debut against Wake Forest (2/27/21-2)

CAREER SUMMARY

| Year | avg | gp-gs | ab | r | h | 2b | 3b | hr | rbi | tb | slg% | bb | hbp | so | gdp | ob% | sf | sh | sb-att | po | a | e | fld% |
|-------|------|-------|----|---|---|----|----|----|-----|----|------|----|-----|----|-----|------|----|----|--------|----|---|---|-------|
| 2021 | .238 | 11-8 | 21 | 3 | 5 | 0 | 0 | 0 | 0 | 5 | .238 | 1 | 2 | 4 | 0 | .333 | 0 | 0 | 1-1 | 56 | 5 | 0 | 1.000 |
| TOTAL | .238 | 11-8 | 21 | 3 | 5 | 0 | 0 | 0 | 0 | 5 | .238 | 1 | 2 | 4 | 0 | .333 | 0 | 0 | 1-1 | 56 | 5 | 0 | 1.000 |

2021 GAME-BY-GAME

| Date | Opponent | Pos | AB | R | H | RBI | 2B | 3B | HR | BB | SB | CS | HBP | SAC | SF | GDP | K | PO | A | E | Avg |
|---------|--------------------|-----|----|---|---|-----|----|----|----|----|----|----|-----|-----|----|-----|---|----|---|---|------|
| Feb 27 | at Wake Forest-2 | *c | 2 | 0 | 0 | 0 | 0 | 0 | 0 | 0 | 0 | 0 | 0 | 0 | 0 | 0 | 1 | 7 | 0 | 0 | .000 |
| Apr 5 | at Pitt | *c | 3 | 2 | 1 | 0 | 0 | 0 | 0 | 0 | 0 | 0 | 2 | 0 | 0 | 0 | 0 | 8 | 1 | 0 | .200 |
| Apr 10 | GEORGIA TECH | *c | 3 | 0 | 1 | 0 | 0 | 0 | 0 | 0 | 1 | 0 | 0 | 0 | 0 | 0 | 0 | 5 | 0 | 0 | .250 |
| Apr 13 | CENTRAL MICHIG | *c | 3 | 1 | 1 | 0 | 0 | 0 | 0 | 1 | 0 | 0 | 0 | 0 | 0 | 0 | 2 | 9 | 1 | 0 | .273 |
| Apr 16 | NC STATE | *c | 3 | 0 | 1 | 0 | 0 | 0 | 0 | 0 | 0 | 0 | 0 | 0 | 0 | 0 | 1 | 5 | 1 | 0 | .286 |
| Apr 17 | NC STATE | *c | 1 | 0 | 0 | 0 | 0 | 0 | 0 | 0 | 0 | 0 | 0 | 0 | 0 | 0 | 0 | 3 | 1 | 0 | .267 |
| Apr 23 | at Boston College | c | 1 | 0 | 1 | 0 | 0 | 0 | 0 | 0 | 0 | 0 | 0 | 0 | 0 | 0 | 0 | 2 | 0 | 0 | .312 |
| Apr 24 | at Boston College- | *c | 2 | 0 | 0 | 0 | 0 | 0 | 0 | 0 | 0 | 0 | 0 | 0 | 0 | 0 | 0 | 7 | 1 | 0 | .278 |
| May 08 | FLORIDA STATE- | c | 1 | 0 | 0 | 0 | 0 | 0 | 0 | 0 | 0 | 0 | 0 | 0 | 0 | 0 | 0 | 3 | 0 | 0 | .263 |
| 05-11-2 | at Valparaiso | c | 1 | 0 | 0 | 0 | 0 | 0 | 0 | 0 | 0 | 0 | 0 | 0 | 0 | 0 | 0 | 3 | 0 | 0 | .250 |
| May 22 | at Virginia Tech | *c | 1 | 0 | 0 | 0 | 0 | 0 | 0 | 0 | 0 | 0 | 0 | 0 | 0 | 0 | 0 | 4 | 0 | 0 | .238 |
| Totals | | 8gs | 21 | 3 | 5 | 0 | 0 | 0 | 0 | 1 | 1 | 0 | 2 | 0 | 0 | 0 | 4 | 56 | 5 | 0 | .238 |

On base pct. .333 • Slugging pct. .238

#9 JACK BRANNIGAN



Sophomore/INF,RHP
Career Highs
Hits: 4 (3/13/21 vs. UVA)
Runs: 3 (3/6/20 at UNC)
RBI: 5 (3/8/20 at UNC)
IP: 2.2 (3/7/20 at UNC)
Strikeouts: 3 (2x, MR at VT 5/21/21)

News & Notes

- Tied a career high with three strikeouts against Virginia Tech (5/21/21)
- Set a career high with four hits against Virginia (3/14/21)
- Earned his first career save in the series-clinching win over Clemson (3/7/21)
- Set a career high with three strikeouts against No. 16 Wake Forest (2/27/21-1)
- Collegiate Baseball Freshman All-American (2020)

CAREER SUMMARY

| Year | avg | gp-gs | ab | r | h | 2b | 3b | hr | rbi | tb | slg% | bb | hbp | so | gdp | ob% | sf | sh | sb-att | po | a | e | fld% |
|-------|------|-------|-----|----|----|----|----|----|-----|----|------|----|-----|----|-----|------|----|----|--------|----|-----|---|------|
| 2020 | .255 | 13-13 | 47 | 14 | 12 | 3 | 1 | 1 | 11 | 20 | .426 | 6 | 3 | 13 | 0 | .356 | 3 | 0 | 3-3 | 14 | 20 | 3 | .919 |
| 2021 | .289 | 39-39 | 142 | 22 | 41 | 10 | 1 | 5 | 25 | 68 | .479 | 18 | 4 | 51 | 0 | .382 | 1 | 1 | 8-13 | 24 | 89 | 6 | .950 |
| TOTAL | .280 | 52-52 | 189 | 36 | 53 | 13 | 2 | 6 | 36 | 88 | .466 | 24 | 7 | 64 | 0 | .375 | 4 | 1 | 11-16 | 38 | 109 | 9 | .942 |

| Year | era | w-l | app | gs | cg | sho | sv | ip | h | r | er | bb | so | 2b | 3b | hr | bf | bavg | wp | hbp | bk | sfa | sha |
|-------|------|-----|-----|----|----|-----|----|-----|---|---|----|----|----|----|----|----|----|------|----|-----|----|-----|-----|
| 2020 | 1.93 | 1-0 | 4 | 0 | 0 | 0/1 | 0 | 4.2 | 1 | 1 | 1 | 3 | 2 | 1 | 0 | 0 | 18 | .077 | 0 | 1 | 0 | 1 | 0 |
| 2021 | 2.45 | 1-0 | 5 | 0 | 0 | 0/1 | 3 | 3.2 | 2 | 1 | 1 | 1 | 7 | 0 | 0 | 0 | 14 | .154 | 2 | 0 | 0 | 0 | 0 |
| TOTAL | 2.16 | 2-0 | 9 | 0 | 0 | 0/2 | 3 | 8.1 | 3 | 2 | 2 | 4 | 9 | 1 | 0 | 0 | 32 | .115 | 2 | 1 | 0 | 1 | 0 |

2021 GAME-BY-GAME

| Date | Opponent | Pos | AB | R | H | RBI | 2B | 3B | HR | BB | SB | CS | HBP | SAC | SF | GDP | K | PO | A | E | Avg | |
|---------|--------------------|-------|------|-----|----|-----|----|----|----|----|----|----|-----|-----|----|-----|---|----|----|----|------|------|
| Feb 27 | at Wake Forest-1 | *3b/p | 3 | 1 | 1 | 0 | 0 | 0 | 0 | 1 | 0 | 0 | 0 | 0 | 0 | 0 | 1 | 0 | 3 | 0 | .333 | |
| Feb 27 | at Wake Forest-2 | *3b | 4 | 0 | 0 | 0 | 0 | 0 | 0 | 0 | 0 | 0 | 0 | 0 | 0 | 0 | 3 | 0 | 4 | 0 | .143 | |
| Feb 28 | at Wake Forest | *3b | 4 | 0 | 0 | 0 | 0 | 0 | 0 | 0 | 0 | 0 | 0 | 0 | 0 | 0 | 3 | 1 | 1 | 0 | .091 | |
| Mar 05 | at Clemson | *3b | 4 | 1 | 2 | 0 | 0 | 0 | 0 | 0 | 0 | 0 | 0 | 0 | 0 | 0 | 0 | 1 | 1 | 0 | .200 | |
| Mar 06 | at Clemson | *3b | 4 | 1 | 1 | 0 | 0 | 0 | 0 | 0 | 0 | 0 | 0 | 0 | 0 | 0 | 1 | 0 | 1 | 1 | .211 | |
| Mar 07 | at Clemson | *3b/p | 3 | 0 | 0 | 0 | 0 | 0 | 0 | 1 | 1 | 1 | 0 | 0 | 0 | 0 | 2 | 0 | 1 | 0 | .182 | |
| Mar 12 | at Virginia | *3b | 3 | 1 | 2 | 1 | 0 | 0 | 0 | 1 | 1 | 1 | 0 | 0 | 0 | 0 | 1 | 0 | 1 | 0 | .240 | |
| Mar 13 | at Virginia | *3b | 5 | 1 | 4 | 3 | 0 | 0 | 0 | 0 | 1 | 0 | 0 | 0 | 0 | 0 | 0 | 0 | 4 | 0 | .333 | |
| Mar 14 | at Virginia | *3b | 4 | 0 | 1 | 0 | 0 | 0 | 0 | 1 | 1 | 1 | 0 | 0 | 0 | 0 | 1 | 1 | 1 | 0 | .324 | |
| Mar 19 | DUKE | *3b | 5 | 1 | 1 | 0 | 0 | 0 | 0 | 0 | 0 | 0 | 0 | 0 | 0 | 0 | 3 | 0 | 1 | 0 | .308 | |
| Mar 20 | DUKE | *3b | 3 | 0 | 0 | 0 | 0 | 0 | 0 | 0 | 0 | 0 | 0 | 0 | 0 | 0 | 1 | 0 | 4 | 0 | .286 | |
| Mar 21 | DUKE | *3b | 2 | 0 | 0 | 0 | 0 | 0 | 0 | 0 | 0 | 0 | 0 | 0 | 0 | 0 | 1 | 1 | 3 | 0 | .273 | |
| Mar 23 | VALPARAISO | *3b | 3 | 0 | 1 | 1 | 0 | 0 | 0 | 0 | 0 | 0 | 0 | 1 | 0 | 0 | 1 | 1 | 2 | 0 | .277 | |
| Mar 26 | LOUISVILLE | *3b | 3 | 0 | 0 | 0 | 0 | 0 | 0 | 1 | 0 | 0 | 0 | 0 | 0 | 0 | 2 | 2 | 1 | 0 | .260 | |
| Mar 27 | LOUISVILLE | *3b/p | 3 | 0 | 2 | 1 | 1 | 0 | 0 | 0 | 0 | 0 | 0 | 0 | 0 | 0 | 0 | 1 | 5 | 0 | .283 | |
| Apr 3 | at Pitt | *3b | 3 | 0 | 1 | 0 | 0 | 0 | 0 | 1 | 0 | 0 | 0 | 0 | 0 | 0 | 0 | 0 | 2 | 0 | .286 | |
| Apr 4 | at Pitt | *3b | 4 | 0 | 0 | 0 | 0 | 0 | 0 | 0 | 0 | 0 | 0 | 0 | 0 | 0 | 1 | 0 | 3 | 1 | .267 | |
| Apr 5 | at Pitt | *3b | 4 | 1 | 3 | 1 | 0 | 0 | 1 | 1 | 0 | 1 | 0 | 0 | 0 | 0 | 0 | 0 | 1 | 0 | .297 | |
| Apr 09 | GEORGIA TECH | *3b/2 | 4 | 2 | 2 | 2 | 1 | 0 | 1 | 0 | 0 | 0 | 0 | 0 | 0 | 0 | 1 | 1 | 1 | 1 | .309 | |
| Apr 10 | GEORGIA TECH | *3b | 4 | 1 | 1 | 1 | 1 | 0 | 0 | 0 | 0 | 0 | 0 | 0 | 0 | 0 | 1 | 0 | 1 | 0 | .306 | |
| Apr 11 | GEORGIA TECH | *3b | 4 | 0 | 0 | 0 | 0 | 0 | 0 | 0 | 0 | 0 | 0 | 0 | 0 | 0 | 2 | 0 | 4 | 0 | .289 | |
| Apr 13 | CENTRAL MICHIG | *3b | 3 | 1 | 1 | 1 | 0 | 0 | 0 | 1 | 0 | 1 | 0 | 0 | 0 | 0 | 1 | 2 | 1 | 0 | .291 | |
| Apr 16 | NC STATE | *3b | 3 | 0 | 1 | 3 | 0 | 0 | 0 | 0 | 0 | 0 | 1 | 0 | 0 | 0 | 1 | 0 | 4 | 0 | .293 | |
| Apr 17 | NC STATE | *3b | 3 | 0 | 1 | 0 | 1 | 0 | 0 | 1 | 0 | 0 | 0 | 0 | 0 | 0 | 2 | 1 | 1 | 0 | .294 | |
| Apr 18 | NC STATE | *3b | 5 | 1 | 1 | 3 | 0 | 0 | 1 | 0 | 0 | 0 | 0 | 0 | 0 | 0 | 2 | 2 | 4 | 0 | .289 | |
| Apr 23 | at Boston College | *3b/2 | 3 | 0 | 0 | 0 | 0 | 0 | 0 | 1 | 1 | 0 | 0 | 0 | 0 | 0 | 2 | 0 | 4 | 0 | .280 | |
| Apr 24 | at Boston College | *3b | 5 | 0 | 2 | 0 | 1 | 0 | 0 | 0 | 0 | 0 | 0 | 0 | 0 | 0 | 2 | 3 | 3 | 0 | .286 | |
| Apr 24 | at Boston College- | *3b | 2 | 2 | 1 | 1 | 0 | 1 | 0 | 2 | 1 | 0 | 2 | 0 | 0 | 0 | 0 | 0 | 2 | 1 | .290 | |
| Apr 27 | VALPARAISO | *3b | 2 | 1 | 0 | 0 | 0 | 0 | 0 | 3 | 0 | 0 | 0 | 0 | 0 | 0 | 1 | 0 | 3 | 0 | .284 | |
| Apr 30 | NORTH CAROLIN | *3b | 3 | 2 | 1 | 1 | 0 | 0 | 1 | 1 | 1 | 0 | 0 | 0 | 0 | 0 | 1 | 0 | 2 | 0 | .286 | |
| May 01 | NORTH CAROLIN | *3b | 5 | 2 | 3 | 0 | 2 | 0 | 0 | 0 | 0 | 0 | 0 | 0 | 0 | 0 | 0 | 1 | 5 | 1 | .300 | |
| May 02 | NORTH CAROLIN | *3b | 6 | 1 | 3 | 2 | 1 | 0 | 0 | 0 | 0 | 0 | 0 | 0 | 0 | 0 | 2 | 1 | 0 | 0 | .310 | |
| May 07 | FLORIDA STATE | *3b | 3 | 1 | 1 | 1 | 1 | 0 | 0 | 0 | 0 | 0 | 0 | 0 | 1 | 0 | 2 | 2 | 0 | 0 | .311 | |
| May 08 | FLORIDA STATE- | *3b/p | 3 | 1 | 2 | 3 | 0 | 0 | 1 | 0 | 0 | 0 | 1 | 0 | 0 | 0 | 1 | 2 | 4 | 0 | .320 | |
| May 08 | FLORIDA STATE- | *3b | 3 | 0 | 0 | 0 | 0 | 0 | 0 | 1 | 0 | 0 | 0 | 0 | 0 | 0 | 0 | 0 | 2 | 0 | .312 | |
| 05-11-2 | at Valparaiso | *3b | 3 | 0 | 1 | 0 | 0 | 0 | 0 | 1 | 1 | 0 | 0 | 0 | 0 | 0 | 2 | 0 | 1 | 0 | .312 | |
| May 20 | at Virginia Tech | *3b | 5 | 0 | 0 | 0 | 0 | 0 | 0 | 0 | 0 | 0 | 0 | 0 | 0 | 0 | 3 | 0 | 2 | 1 | .301 | |
| May 21 | at Virginia Tech | *3b/p | 4 | 0 | 1 | 0 | 1 | 0 | 0 | 0 | 0 | 0 | 0 | 0 | 0 | 0 | 2 | 0 | 3 | 0 | .299 | |
| May 22 | at Virginia Tech | *3b | 5 | 0 | 0 | 0 | 0 | 0 | 0 | 0 | 0 | 0 | 0 | 0 | 0 | 0 | 2 | 1 | 3 | 0 | .289 | |
| Totals | | | 39gs | 142 | 22 | 41 | 25 | 10 | 1 | 5 | 18 | 8 | 5 | 4 | 1 | 1 | 0 | 51 | 24 | 89 | 6 | .289 |

On base pct. .382 • Slugging pct. .479

| Date | Opponent | GS | IP | H | R | ER | BB | SO | 2B | 3B | HR | WP | BK | HBP | IBB | Score | W-L | Sv | ERA | NP |
|--------|------------------|----|-----|---|---|----|----|----|----|----|----|----|----|-----|-----|-------|-----|----|------|----|
| Feb 27 | at Wake Forest-1 | | 1.0 | 2 | 1 | 1 | 0 | 3 | 0 | 0 | 0 | 1 | 0 | 0 | 0 | 8-10 | 0-0 | 0 | 9.00 | 24 |
| Mar 07 | at Clemson | | 0.1 | 0 | 0 | 0 | 0 | 0 | 0 | 0 | 0 | 0 | 0 | 0 | 0 | 3-2 | 0-0 | 1 | 6.75 | - |
| Mar 27 | LOUISVILLE | | 0.2 | 0 | 0 | 0 | 0 | 1 | 0 | 0 | 0 | 0 | 0 | 0 | 0 | 5-3 | 1-0 | 1 | 4.50 | 6 |
| May 08 | FLORIDA STATE- | | 0.2 | 0 | 0 | 0 | 1 | 0 | 0 | 0 | 0 | 0 | 0 | 0 | 0 | 5-3 | 1-0 | 2 | 3.38 | 8 |
| May 21 | at Virginia Tech | | 1.0 | 0 | 0 | 0 | 0 | 3 | 0 | 0 | 0 | 1 | 0 | 0 | 0 | 4-0 | 1-0 | 3 | 2.45 | 11 |
| Totals | | 0 | 3.2 | 2 | 1 | 1 | 1 | 7 | 0 | 0 | 0 | 2 | 0 | 0 | 0 | 25-18 | 1-0 | 3 | 2.45 | - |

#12 NIKO KAVADAS



Senior/INF

Career Highs
Hits: 4 (5/5/18 vs. Pitt)
Runs: 3 (4/18/21 vs. NCST)
HR: 2 (3x, MR 3/32/21 vs. VALPO)
RBI: 5 (2x, MR 2/27/21-1 at WF)

- News & Notes**
- Tied a career high with two home runs in the win over Valpo (3/23/21)
 - Tied a career high with two home runs, five RBI and two runs against No. 16 Wake Forest (2/27/21-1)
 - 2x Team Captain (2020, 2021)
 - Golden Spikes Midseason Watch List (2021)
 - D1Baseball Midseason All-American (2021)
 - Perfect Game Midseason Second Team All-American (2021)
 - Bragan Collegiate Slugger Award Midseason Watch List (2021)
 - Perfect Game Preseason Second Team All-American (2021)
 - Baseball America Preseason Third Team All-American (2021)

CAREER SUMMARY

| Year | avg | gp-gs | ab | r | h | 2b | 3b | hr | rbi | tb | slg% | bb | hbp | so | gdp | ob% | sf | sh | sb-att | po | a | e | fld% |
|-------|------|---------|-----|-----|-----|----|----|----|-----|-----|------|----|-----|-----|-----|------|----|----|--------|-----|----|----|-------|
| 2018 | .299 | 47-38 | 137 | 25 | 41 | 5 | 0 | 5 | 20 | 61 | .445 | 18 | 8 | 24 | 6 | .409 | 1 | 1 | 2-3 | 60 | 19 | 3 | .963 |
| 2019 | .274 | 54-54 | 201 | 33 | 55 | 13 | 0 | 12 | 43 | 104 | .517 | 33 | 8 | 55 | 4 | .390 | 4 | 0 | 2-3 | 19 | 59 | 6 | .929 |
| 2020 | .255 | 13-13 | 55 | 12 | 14 | 2 | 0 | 7 | 17 | 37 | .673 | 8 | 0 | 11 | 2 | .333 | 3 | 0 | 0-0 | 89 | 5 | 0 | 1.000 |
| 2021 | .303 | 39-39 | 132 | 32 | 40 | 8 | 0 | 16 | 49 | 96 | .727 | 39 | 5 | 41 | 0 | .464 | 5 | 0 | 2-2 | 349 | 8 | 1 | .997 |
| TOTAL | .286 | 153-144 | 525 | 102 | 150 | 28 | 0 | 40 | 129 | 298 | .568 | 98 | 21 | 131 | 12 | .409 | 13 | 1 | 6-8 | 517 | 91 | 10 | .984 |

2021 GAME-BY-GAME

| Date | Opponent | Pos | AB | R | H | RBI | 2B | 3B | HR | BB | SB | CS | HBP | SAC | SF | GDP | K | PO | A | E | Avg | |
|---------|--------------------|-----|------|-----|----|-----|----|----|----|----|----|----|-----|-----|----|-----|----|----|-----|---|------|------|
| Feb 27 | at Wake Forest-1 | *1b | 5 | 2 | 2 | 5 | 0 | 0 | 2 | 0 | 0 | 0 | 0 | 0 | 0 | 0 | 3 | 6 | 0 | 0 | .400 | |
| Feb 27 | at Wake Forest-2 | *1b | 4 | 1 | 1 | 0 | 0 | 0 | 1 | 0 | 0 | 0 | 0 | 0 | 0 | 0 | 1 | 8 | 1 | 0 | .333 | |
| Feb 28 | at Wake Forest | *1b | 3 | 2 | 1 | 0 | 0 | 0 | 2 | 0 | 0 | 0 | 0 | 0 | 0 | 0 | 1 | 8 | 0 | 0 | .333 | |
| Mar 05 | at Clemson | *1b | 1 | 0 | 1 | 2 | 0 | 0 | 2 | 0 | 0 | 0 | 0 | 0 | 2 | 0 | 0 | 6 | 0 | 0 | .385 | |
| Mar 06 | at Clemson | *1b | 3 | 1 | 1 | 2 | 0 | 0 | 1 | 0 | 0 | 0 | 0 | 0 | 0 | 0 | 11 | 1 | 1 | 0 | .375 | |
| Mar 07 | at Clemson | *1b | 4 | 0 | 0 | 0 | 0 | 0 | 0 | 1 | 0 | 0 | 0 | 0 | 0 | 0 | 1 | 9 | 1 | 0 | .300 | |
| Mar 12 | at Virginia | *1b | 5 | 1 | 2 | 2 | 1 | 0 | 1 | 0 | 0 | 0 | 0 | 0 | 0 | 0 | 3 | 7 | 0 | 0 | .320 | |
| Mar 13 | at Virginia | *1b | 4 | 1 | 1 | 0 | 0 | 0 | 1 | 0 | 0 | 0 | 0 | 0 | 0 | 0 | 2 | 10 | 0 | 0 | .310 | |
| Mar 14 | at Virginia | *1b | 3 | 1 | 1 | 4 | 0 | 0 | 1 | 1 | 0 | 0 | 0 | 0 | 1 | 0 | 1 | 6 | 0 | 0 | .312 | |
| Mar 19 | DUKE | *1b | 5 | 1 | 2 | 2 | 1 | 0 | 1 | 1 | 0 | 0 | 0 | 0 | 0 | 0 | 0 | 15 | 0 | 0 | .324 | |
| Mar 20 | DUKE | *1b | 3 | 1 | 1 | 4 | 0 | 0 | 1 | 0 | 0 | 0 | 0 | 0 | 1 | 0 | 1 | 15 | 0 | 0 | .325 | |
| Mar 21 | DUKE | *1b | 3 | 0 | 0 | 0 | 0 | 0 | 0 | 0 | 0 | 0 | 0 | 0 | 0 | 0 | 1 | 15 | 0 | 0 | .302 | |
| Mar 23 | VALPARAISO | *1b | 3 | 2 | 2 | 2 | 0 | 0 | 2 | 1 | 0 | 0 | 0 | 0 | 0 | 0 | 1 | 4 | 0 | 0 | .326 | |
| Mar 26 | LOUISVILLE | *1b | 2 | 1 | 1 | 2 | 0 | 0 | 1 | 2 | 0 | 0 | 0 | 0 | 0 | 0 | 0 | 8 | 0 | 0 | .333 | |
| Mar 27 | LOUISVILLE | *1b | 4 | 0 | 0 | 0 | 0 | 0 | 0 | 0 | 0 | 0 | 0 | 0 | 0 | 0 | 0 | 15 | 0 | 0 | .308 | |
| Apr 3 | at Pitt | *1b | 3 | 2 | 1 | 1 | 0 | 0 | 1 | 1 | 0 | 0 | 0 | 0 | 0 | 0 | 0 | 9 | 0 | 0 | .309 | |
| Apr 4 | at Pitt | *1b | 3 | 0 | 2 | 0 | 1 | 0 | 0 | 1 | 0 | 0 | 0 | 0 | 0 | 0 | 0 | 9 | 0 | 0 | .328 | |
| Apr 5 | at Pitt | *1b | 2 | 2 | 1 | 2 | 0 | 0 | 0 | 3 | 1 | 0 | 1 | 0 | 0 | 0 | 0 | 10 | 1 | 0 | .333 | |
| Apr 09 | GEORGIA TECH | *1b | 3 | 1 | 1 | 2 | 0 | 0 | 1 | 2 | 0 | 0 | 0 | 0 | 0 | 0 | 0 | 8 | 0 | 0 | .333 | |
| Apr 10 | GEORGIA TECH | *1b | 4 | 0 | 1 | 2 | 0 | 0 | 0 | 1 | 0 | 0 | 0 | 0 | 0 | 0 | 2 | 10 | 1 | 0 | .328 | |
| Apr 11 | GEORGIA TECH | *1b | 3 | 0 | 2 | 0 | 2 | 0 | 0 | 1 | 0 | 0 | 0 | 0 | 0 | 0 | 0 | 8 | 0 | 0 | .343 | |
| Apr 13 | CENTRAL MICHIG | *1b | 2 | 1 | 0 | 0 | 0 | 0 | 0 | 1 | 0 | 0 | 2 | 0 | 0 | 0 | 0 | 7 | 0 | 0 | .333 | |
| Apr 16 | NC STATE | *1b | 3 | 0 | 0 | 0 | 0 | 0 | 0 | 1 | 0 | 0 | 0 | 0 | 0 | 0 | 3 | 8 | 0 | 0 | .320 | |
| Apr 17 | NC STATE | *1b | 3 | 1 | 0 | 0 | 0 | 0 | 0 | 1 | 0 | 0 | 0 | 0 | 0 | 0 | 1 | 7 | 0 | 0 | .308 | |
| Apr 18 | NC STATE | *1b | 4 | 3 | 3 | 1 | 0 | 0 | 1 | 1 | 0 | 0 | 0 | 0 | 0 | 0 | 1 | 12 | 0 | 0 | .329 | |
| Apr 23 | at Boston College | *1b | 3 | 0 | 0 | 0 | 0 | 0 | 0 | 2 | 0 | 0 | 0 | 0 | 0 | 0 | 1 | 7 | 0 | 0 | .318 | |
| Apr 24 | at Boston College | *1b | 3 | 1 | 1 | 2 | 0 | 0 | 1 | 2 | 1 | 0 | 0 | 0 | 0 | 0 | 2 | 12 | 1 | 0 | .318 | |
| Apr 24 | at Boston College- | *1b | 4 | 2 | 1 | 1 | 0 | 0 | 1 | 2 | 0 | 0 | 0 | 0 | 0 | 0 | 0 | 9 | 0 | 0 | .315 | |
| Apr 27 | VALPARAISO | *1b | 3 | 0 | 0 | 1 | 0 | 0 | 0 | 1 | 0 | 0 | 1 | 0 | 0 | 0 | 1 | 10 | 0 | 0 | .305 | |
| Apr 30 | NORTH CAROLIN | *1b | 2 | 0 | 0 | 0 | 0 | 0 | 0 | 2 | 0 | 0 | 0 | 0 | 0 | 0 | 1 | 8 | 0 | 0 | .299 | |
| May 01 | NORTH CAROLIN | *1b | 5 | 0 | 1 | 2 | 0 | 0 | 0 | 0 | 0 | 0 | 0 | 0 | 0 | 0 | 1 | 14 | 0 | 0 | .294 | |
| May 02 | NORTH CAROLIN | *1b | 5 | 2 | 3 | 4 | 2 | 0 | 0 | 1 | 0 | 0 | 0 | 0 | 0 | 0 | 0 | 6 | 0 | 0 | .308 | |
| May 07 | FLORIDA STATE | *1b | 3 | 0 | 1 | 0 | 0 | 0 | 0 | 1 | 0 | 0 | 0 | 0 | 0 | 0 | 2 | 9 | 1 | 0 | .309 | |
| May 08 | FLORIDA STATE- | *1b | 4 | 0 | 2 | 1 | 0 | 0 | 0 | 0 | 0 | 0 | 0 | 0 | 0 | 0 | 0 | 11 | 0 | 0 | .316 | |
| May 08 | FLORIDA STATE- | *1b | 3 | 0 | 2 | 1 | 1 | 0 | 0 | 1 | 0 | 0 | 0 | 0 | 0 | 0 | 0 | 3 | 0 | 1 | .325 | |
| 05-11-2 | at Valparaiso | *1b | 4 | 0 | 0 | 0 | 0 | 0 | 0 | 0 | 0 | 0 | 0 | 0 | 0 | 0 | 4 | 6 | 0 | 0 | .314 | |
| May 20 | at Virginia Tech | *1b | 4 | 1 | 0 | 0 | 0 | 0 | 0 | 1 | 0 | 0 | 0 | 0 | 0 | 0 | 3 | 7 | 1 | 0 | .304 | |
| May 21 | at Virginia Tech | *1b | 2 | 1 | 0 | 1 | 0 | 0 | 0 | 0 | 0 | 0 | 1 | 0 | 1 | 0 | 1 | 10 | 0 | 0 | .299 | |
| May 22 | at Virginia Tech | *1b | 5 | 1 | 2 | 3 | 0 | 0 | 1 | 0 | 0 | 0 | 0 | 0 | 0 | 0 | 3 | 6 | 0 | 0 | .303 | |
| Totals | | | 39gs | 132 | 32 | 40 | 49 | 8 | 0 | 16 | 39 | 2 | 0 | 5 | 0 | 5 | 0 | 41 | 349 | 8 | 1 | .303 |

On base pct. .464 • Slugging pct. .727

#14 ZACK PRAJZNER



Junior/INF

Career Highs
Hits: 3 (2x, MR 4/9/21 vs. GT)
Runs: 3 (2/28/20 at PC)
RBI: 3 (2x, MR 4/24/21-2 at BC)

News & Notes

- Tied a career high with three RBI against Boston College (4/24/21-2)
- Tied a career high with three hits against No. 14 Georgia Tech (4/9/21)

CAREER SUMMARY

| Year | avg | gp-gs | ab | r | h | 2b | 3b | hr | rbi | tb | slg% | bb | hbp | so | gdp | ob% | sf | sh | sb-att | po | a | e | fld% |
|-------|------|-------|-----|----|----|----|----|----|-----|-----|------|----|-----|----|-----|------|----|----|--------|-----|-----|----|------|
| 2019 | .261 | 43-30 | 92 | 11 | 24 | 5 | 0 | 1 | 8 | 32 | .348 | 8 | 10 | 23 | 5 | .382 | 0 | 5 | 2-3 | 45 | 80 | 10 | .926 |
| 2020 | .306 | 13-13 | 49 | 13 | 15 | 3 | 0 | 2 | 8 | 24 | .490 | 10 | 1 | 8 | 0 | .433 | 0 | 2 | 0-1 | 21 | 28 | 5 | .907 |
| 2021 | .213 | 39-39 | 127 | 24 | 27 | 6 | 0 | 5 | 16 | 48 | .378 | 17 | 5 | 37 | 1 | .322 | 3 | 5 | 3-5 | 48 | 108 | 4 | .975 |
| TOTAL | .246 | 95-82 | 268 | 48 | 66 | 14 | 0 | 8 | 32 | 104 | .388 | 35 | 16 | 68 | 6 | .363 | 3 | 12 | 5-9 | 114 | 216 | 19 | .946 |

2021 GAME-BY-GAME

| Date | Opponent | Pos | AB | R | H | RBI | 2B | 3B | HR | BB | SB | CS | HBP | SAC | SF | GDP | K | PO | A | E | Avg | |
|---------|--------------------|-----|------|-----|----|-----|----|----|----|----|----|----|-----|-----|----|-----|---|----|----|-----|------|------|
| Feb 27 | at Wake Forest-1 | *ss | 5 | 1 | 0 | 0 | 0 | 0 | 0 | 0 | 0 | 0 | 0 | 0 | 0 | 0 | 2 | 0 | 2 | 0 | .000 | |
| Feb 27 | at Wake Forest-2 | *ss | 3 | 0 | 0 | 0 | 0 | 0 | 0 | 1 | 0 | 1 | 0 | 0 | 0 | 0 | 2 | 1 | 0 | 0 | .000 | |
| Feb 28 | at Wake Forest | *ss | 5 | 0 | 0 | 0 | 0 | 0 | 0 | 0 | 0 | 0 | 0 | 0 | 0 | 0 | 4 | 3 | 5 | 0 | .000 | |
| Mar 05 | at Clemson | *ss | 5 | 2 | 2 | 0 | 2 | 0 | 0 | 0 | 0 | 0 | 0 | 0 | 0 | 0 | 1 | 0 | 2 | 0 | .111 | |
| Mar 06 | at Clemson | *ss | 4 | 0 | 1 | 0 | 0 | 0 | 0 | 0 | 0 | 0 | 0 | 0 | 0 | 0 | 1 | 2 | 3 | 0 | .136 | |
| Mar 07 | at Clemson | *ss | 3 | 1 | 1 | 0 | 1 | 0 | 0 | 1 | 0 | 0 | 1 | 0 | 0 | 0 | 1 | 3 | 4 | 0 | .160 | |
| Mar 12 | at Virginia | *ss | 3 | 0 | 0 | 1 | 0 | 0 | 0 | 0 | 0 | 0 | 0 | 0 | 1 | 0 | 2 | 0 | 3 | 1 | .143 | |
| Mar 13 | at Virginia | *ss | 1 | 2 | 0 | 0 | 0 | 0 | 0 | 4 | 0 | 0 | 0 | 0 | 0 | 0 | 1 | 1 | 5 | 0 | .138 | |
| Mar 14 | at Virginia | *ss | 4 | 1 | 2 | 1 | 0 | 0 | 1 | 0 | 0 | 0 | 1 | 0 | 0 | 0 | 1 | 2 | 1 | 0 | .182 | |
| Mar 19 | DUKE | *ss | 4 | 0 | 0 | 0 | 0 | 0 | 0 | 0 | 0 | 0 | 1 | 0 | 0 | 0 | 1 | 1 | 5 | 0 | .162 | |
| Mar 20 | DUKE | *ss | 3 | 0 | 0 | 0 | 0 | 0 | 0 | 0 | 0 | 0 | 0 | 0 | 0 | 0 | 1 | 1 | 3 | 0 | .150 | |
| Mar 21 | DUKE | *ss | 2 | 0 | 0 | 0 | 0 | 0 | 0 | 0 | 0 | 0 | 0 | 0 | 0 | 0 | 0 | 3 | 3 | 0 | .143 | |
| Mar 23 | VALPARAISO | *ss | 3 | 0 | 1 | 2 | 0 | 0 | 0 | 0 | 0 | 0 | 0 | 0 | 1 | 0 | 1 | 0 | 1 | 0 | .156 | |
| Mar 26 | LOUISVILLE | *ss | 3 | 0 | 0 | 0 | 0 | 0 | 0 | 0 | 0 | 0 | 0 | 0 | 0 | 0 | 0 | 3 | 3 | 1 | .146 | |
| Mar 27 | LOUISVILLE | *ss | 3 | 0 | 0 | 0 | 0 | 0 | 0 | 0 | 0 | 0 | 0 | 0 | 0 | 1 | 2 | 0 | 2 | 0 | .137 | |
| Apr 3 | at Pitt | *ss | 3 | 0 | 0 | 0 | 0 | 0 | 0 | 0 | 0 | 0 | 0 | 0 | 0 | 0 | 1 | 3 | 4 | 0 | .130 | |
| Apr 4 | at Pitt | *ss | 2 | 0 | 0 | 1 | 0 | 0 | 0 | 0 | 0 | 0 | 0 | 1 | 1 | 0 | 1 | 0 | 1 | 0 | .125 | |
| Apr 5 | at Pitt | *ss | 5 | 1 | 1 | 1 | 0 | 0 | 1 | 0 | 0 | 0 | 0 | 0 | 0 | 0 | 0 | 0 | 3 | 0 | .131 | |
| Apr 09 | GEORGIA TECH | *ss | 4 | 2 | 3 | 2 | 1 | 0 | 0 | 0 | 0 | 0 | 0 | 0 | 0 | 0 | 0 | 0 | 4 | 0 | .169 | |
| Apr 10 | GEORGIA TECH | *ss | 2 | 0 | 0 | 0 | 0 | 0 | 0 | 1 | 0 | 0 | 0 | 1 | 0 | 0 | 2 | 1 | 5 | 0 | .164 | |
| Apr 11 | GEORGIA TECH | *ss | 3 | 1 | 2 | 1 | 1 | 0 | 0 | 1 | 0 | 0 | 0 | 0 | 0 | 0 | 0 | 2 | 4 | 0 | .186 | |
| Apr 13 | CENTRAL MICHIG | *ss | 3 | 0 | 0 | 0 | 0 | 0 | 0 | 1 | 0 | 0 | 0 | 0 | 0 | 0 | 0 | 3 | 3 | 0 | .178 | |
| Apr 16 | NC STATE | *ss | 2 | 0 | 0 | 0 | 0 | 0 | 0 | 1 | 0 | 0 | 0 | 0 | 0 | 0 | 1 | 0 | 6 | 0 | .173 | |
| Apr 17 | NC STATE | *ss | 3 | 0 | 0 | 0 | 0 | 0 | 0 | 0 | 0 | 0 | 0 | 0 | 0 | 0 | 1 | 2 | 2 | 1 | .167 | |
| Apr 18 | NC STATE | *ss | 4 | 1 | 2 | 1 | 0 | 0 | 1 | 0 | 0 | 0 | 0 | 0 | 0 | 0 | 2 | 1 | 3 | 1 | .183 | |
| Apr 23 | at Boston College | *ss | 2 | 0 | 0 | 0 | 0 | 0 | 0 | 1 | 0 | 0 | 1 | 0 | 0 | 0 | 0 | 1 | 1 | 0 | .179 | |
| Apr 24 | at Boston College | *ss | 4 | 1 | 1 | 0 | 0 | 0 | 0 | 1 | 0 | 0 | 0 | 0 | 0 | 0 | 0 | 2 | 4 | 0 | .182 | |
| Apr 24 | at Boston College- | *ss | 5 | 3 | 2 | 3 | 0 | 0 | 1 | 0 | 1 | 0 | 1 | 0 | 0 | 0 | 0 | 1 | 3 | 0 | .194 | |
| Apr 27 | VALPARAISO | *ss | 3 | 2 | 2 | 0 | 0 | 0 | 0 | 1 | 0 | 0 | 0 | 0 | 0 | 0 | 0 | 1 | 2 | 0 | .208 | |
| Apr 30 | NORTH CAROLIN | *ss | 4 | 0 | 0 | 0 | 0 | 0 | 0 | 0 | 0 | 0 | 0 | 0 | 0 | 0 | 2 | 4 | 3 | 0 | .200 | |
| May 01 | NORTH CAROLIN | *ss | 3 | 1 | 0 | 0 | 0 | 0 | 0 | 1 | 1 | 0 | 0 | 1 | 0 | 0 | 1 | 0 | 5 | 0 | .194 | |
| May 02 | NORTH CAROLIN | *ss | 4 | 2 | 2 | 2 | 0 | 0 | 1 | 1 | 0 | 0 | 0 | 0 | 0 | 0 | 1 | 0 | 1 | 0 | .206 | |
| May 07 | FLORIDA STATE | *ss | 3 | 0 | 0 | 0 | 0 | 0 | 0 | 0 | 0 | 0 | 0 | 0 | 0 | 0 | 1 | 0 | 5 | 0 | .200 | |
| May 08 | FLORIDA STATE- | *ss | 2 | 0 | 0 | 0 | 0 | 0 | 0 | 0 | 0 | 1 | 0 | 1 | 0 | 0 | 0 | 0 | 0 | 0 | .196 | |
| May 08 | FLORIDA STATE- | *ss | 2 | 0 | 0 | 0 | 0 | 0 | 0 | 0 | 0 | 0 | 0 | 0 | 0 | 0 | 1 | 2 | 1 | 0 | .193 | |
| 05-11-2 | at Valparaiso | *ss | 1 | 1 | 0 | 0 | 0 | 0 | 0 | 2 | 1 | 0 | 0 | 1 | 0 | 0 | 0 | 1 | 0 | 0 | .191 | |
| May 20 | at Virginia Tech | *ss | 4 | 0 | 2 | 1 | 1 | 0 | 0 | 0 | 0 | 0 | 0 | 0 | 0 | 0 | 0 | 3 | 1 | 0 | .202 | |
| May 21 | at Virginia Tech | *ss | 4 | 1 | 1 | 0 | 0 | 0 | 0 | 0 | 0 | 0 | 0 | 0 | 0 | 0 | 0 | 3 | 1 | 3 | 0 | .203 |
| May 22 | at Virginia Tech | *ss | 4 | 1 | 2 | 0 | 0 | 0 | 0 | 0 | 0 | 0 | 0 | 0 | 0 | 0 | 0 | 0 | 2 | 0 | .213 | |
| Totals | | | 39gs | 127 | 24 | 27 | 16 | 6 | 0 | 5 | 17 | 3 | 2 | 5 | 5 | 3 | 1 | 37 | 48 | 108 | 4 | .213 |

On base pct. .322 • Slugging pct. .378

#15 BROCK MURTHA



Freshman/INF

Career Highs
Hits: --
Runs: --
RBI: --

News & Notes

- Made his collegiate debut against No. 16 Wake Forest (2/27/21-1)

CAREER SUMMARY

| Year | avg | gp-gs | ab | r | h | 2b | 3b | hr | rbi | tb | slg% | bb | hbp | so | gdp | ob% | sf | sh | sb-att | po | a | e | fld% |
|-------|------|-------|----|---|---|----|----|----|-----|----|------|----|-----|----|-----|------|----|----|--------|----|---|---|------|
| 2021 | .000 | 5-0 | 1 | 0 | 0 | 0 | 0 | 0 | 0 | 0 | .000 | 0 | 0 | 1 | 0 | .000 | 0 | 0 | 0-0 | 0 | 0 | 0 | .000 |
| TOTAL | .000 | 5-0 | 1 | 0 | 0 | 0 | 0 | 0 | 0 | 0 | .000 | 0 | 0 | 1 | 0 | .000 | 0 | 0 | 0-0 | 0 | 0 | 0 | .000 |


2021 GAME-BY-GAME

| Date | Opponent | Pos | AB | R | H | RBI | 2B | 3B | HR | BB | SB | CS | HBP | SAC | SF | GDP | K | PO | A | E | Avg | |
|--------|------------------|-----|----|---|---|-----|----|----|----|----|----|----|-----|-----|----|-----|---|----|---|---|-----|------|
| Feb 27 | at Wake Forest-1 | 3b | 0 | 0 | 0 | 0 | 0 | 0 | 0 | 0 | 0 | 0 | 0 | 0 | 0 | 0 | 0 | 0 | 0 | 0 | 0 | .000 |
| Mar 05 | at Clemson | ph | 1 | 0 | 0 | 0 | 0 | 0 | 0 | 0 | 0 | 0 | 0 | 0 | 0 | 0 | 0 | 1 | 0 | 0 | 0 | .000 |
| Mar 07 | at Clemson | 3b | 0 | 0 | 0 | 0 | 0 | 0 | 0 | 0 | 0 | 0 | 0 | 0 | 0 | 0 | 0 | 0 | 0 | 0 | 0 | .000 |
| Mar 26 | LOUISVILLE | ss | 0 | 0 | 0 | 0 | 0 | 0 | 0 | 0 | 0 | 0 | 0 | 0 | 0 | 0 | 0 | 0 | 0 | 0 | 0 | .000 |
| Mar 27 | LOUISVILLE | 3b | 0 | 0 | 0 | 0 | 0 | 0 | 0 | 0 | 0 | 0 | 0 | 0 | 0 | 0 | 0 | 0 | 0 | 0 | 0 | .000 |
| Totals | | 0gs | 1 | 0 | 0 | 0 | 0 | 0 | 0 | 0 | 0 | 0 | 0 | 0 | 0 | 0 | 0 | 1 | 0 | 0 | 0 | .000 |

On base pct. .000 • Slugging pct. .000

2021 NOTRE DAME BASEBALL GAME NOTES

#16 JARED MILLER



Senior/INF

Career Highs

Hits: 4 (2x, MR 3/14/21 at UVA)

Runs: 4 (2/28/21 at WF)

RBI: 4 (3/5/21 at CU)

SB: 3 (3/7/21 at CU)

News & Notes

- Tied a career high with four hits against Virginia (3/14/21)
- Set a career high with three steals against Clemson (3/7/21)
- Set a career high with four RBI against Clemson (3/5/21)
- Set a career high with four runs against No. 16 Wake Forest (2/28/21)
- Named a Team Captain for 2021

CAREER SUMMARY

| Year | avg | gp-gs | ab | r | h | 2b | 3b | hr | rbi | tb | slg% | bb | hbp | so | gdp | ob% | sf | sh | sb-att | po | a | e | fld% |
|-------|------|---------|-----|----|----|----|----|----|-----|-----|------|----|-----|----|-----|------|----|----|--------|-----|-----|----|------|
| 2018 | .169 | 33-18 | 59 | 10 | 10 | 0 | 0 | 0 | 6 | 10 | .169 | 6 | 4 | 10 | 1 | .286 | 1 | 2 | 2-2 | 13 | 36 | 3 | .942 |
| 2019 | .223 | 54-54 | 184 | 21 | 41 | 7 | 0 | 1 | 22 | 51 | .277 | 22 | 3 | 40 | 2 | .313 | 2 | 7 | 13-14 | 88 | 132 | 19 | .921 |
| 2020 | .255 | 12-12 | 51 | 5 | 13 | 6 | 0 | 0 | 10 | 19 | .373 | 5 | 1 | 5 | 1 | .328 | 1 | 2 | 4-5 | 17 | 21 | 3 | .927 |
| 2021 | .273 | 31-29 | 110 | 24 | 30 | 9 | 1 | 3 | 19 | 50 | .455 | 7 | 5 | 22 | 3 | .344 | 0 | 3 | 7-10 | 55 | 81 | 1 | .993 |
| TOTAL | .233 | 130-113 | 404 | 60 | 94 | 22 | 1 | 4 | 57 | 130 | .322 | 40 | 13 | 77 | 7 | .319 | 4 | 14 | 26-31 | 173 | 270 | 26 | .945 |

2021 GAME-BY-GAME

| Date | Opponent | Pos | AB | R | H | RBI | 2B | 3B | HR | BB | SB | CS | HBP | SAC | SF | GDP | K | PO | A | E | Avg | |
|---------|-------------------|--------|------|-----|----|-----|----|----|----|----|----|----|-----|-----|----|-----|---|----|----|----|------|------|
| Feb 27 | at Wake Forest-1 | *2b | 3 | 2 | 1 | 0 | 0 | 0 | 0 | 1 | 1 | 0 | 0 | 1 | 0 | 0 | 1 | 2 | 1 | 0 | .333 | |
| Feb 27 | at Wake Forest-2 | *2b | 5 | 1 | 3 | 0 | 0 | 0 | 0 | 0 | 0 | 0 | 0 | 0 | 0 | 0 | 0 | 1 | 3 | 2 | 0 | .500 |
| Feb 28 | at Wake Forest | *2b | 5 | 4 | 3 | 1 | 0 | 0 | 0 | 0 | 0 | 0 | 0 | 0 | 0 | 0 | 0 | 2 | 4 | 0 | .538 | |
| Mar 05 | at Clemson | *2b | 4 | 1 | 2 | 4 | 0 | 0 | 1 | 1 | 0 | 0 | 0 | 0 | 0 | 0 | 1 | 2 | 0 | 0 | .529 | |
| Mar 06 | at Clemson | *2b | 3 | 0 | 0 | 0 | 0 | 0 | 0 | 1 | 0 | 0 | 0 | 0 | 0 | 0 | 0 | 1 | 4 | 0 | .450 | |
| Mar 07 | at Clemson | *2b | 4 | 1 | 1 | 0 | 0 | 0 | 0 | 3 | 0 | 1 | 0 | 0 | 0 | 0 | 1 | 2 | 4 | 0 | .417 | |
| Mar 12 | at Virginia | *2b | 5 | 2 | 3 | 2 | 1 | 0 | 1 | 0 | 0 | 0 | 0 | 0 | 0 | 0 | 0 | 4 | 2 | 0 | .448 | |
| Mar 13 | at Virginia | *2b | 5 | 1 | 1 | 2 | 1 | 0 | 0 | 0 | 0 | 0 | 0 | 0 | 0 | 0 | 1 | 2 | 4 | 0 | .412 | |
| Mar 14 | at Virginia | *2b | 5 | 3 | 4 | 1 | 2 | 0 | 1 | 0 | 0 | 1 | 0 | 0 | 0 | 0 | 0 | 1 | 2 | 0 | .462 | |
| Mar 19 | DUKE | *2b | 5 | 1 | 0 | 1 | 0 | 0 | 0 | 1 | 0 | 0 | 0 | 0 | 0 | 0 | 3 | 1 | 2 | 0 | .409 | |
| Mar 20 | DUKE | *2b | 3 | 2 | 1 | 0 | 1 | 0 | 0 | 0 | 0 | 0 | 1 | 0 | 0 | 0 | 1 | 2 | 5 | 0 | .404 | |
| Mar 21 | DUKE | *2b | 3 | 0 | 0 | 0 | 0 | 0 | 0 | 0 | 0 | 0 | 0 | 0 | 0 | 0 | 0 | 0 | 6 | 0 | .380 | |
| Mar 23 | VALPARAISO | *2b | 4 | 0 | 0 | 0 | 0 | 0 | 0 | 1 | 0 | 1 | 0 | 1 | 0 | 0 | 1 | 3 | 2 | 0 | .352 | |
| Mar 26 | LOUISVILLE | *2b | 2 | 0 | 0 | 0 | 0 | 0 | 0 | 1 | 0 | 0 | 0 | 1 | 0 | 0 | 0 | 2 | 3 | 0 | .339 | |
| Mar 27 | LOUISVILLE | *2b | 4 | 1 | 1 | 0 | 0 | 0 | 0 | 1 | 0 | 0 | 0 | 0 | 0 | 1 | 0 | 0 | 4 | 0 | .333 | |
| Apr 3 | at Pitt | *2b | 3 | 0 | 1 | 0 | 0 | 0 | 0 | 0 | 0 | 0 | 0 | 1 | 0 | 0 | 0 | 2 | 5 | 0 | .333 | |
| Apr 4 | at Pitt | 2b | 0 | 0 | 0 | 0 | 0 | 0 | 0 | 0 | 0 | 0 | 0 | 0 | 0 | 0 | 0 | 0 | 1 | 1 | .333 | |
| Apr 16 | NC STATE | *2b | 4 | 0 | 0 | 0 | 0 | 0 | 0 | 0 | 0 | 0 | 0 | 0 | 0 | 1 | 1 | 4 | 3 | 0 | .313 | |
| Apr 17 | NC STATE | *2b | 4 | 0 | 0 | 0 | 0 | 0 | 0 | 0 | 0 | 0 | 0 | 0 | 0 | 0 | 0 | 3 | 3 | 0 | .296 | |
| Apr 18 | NC STATE | *2b | 2 | 0 | 0 | 0 | 0 | 0 | 0 | 1 | 0 | 0 | 1 | 0 | 0 | 0 | 0 | 1 | 4 | 0 | .288 | |
| Apr 23 | at Boston College | *2b | 1 | 0 | 0 | 0 | 0 | 0 | 0 | 0 | 0 | 0 | 0 | 0 | 0 | 0 | 0 | 1 | 1 | 0 | .284 | |
| Apr 30 | NORTH CAROLIN | 2b | 0 | 0 | 0 | 0 | 0 | 0 | 0 | 0 | 0 | 0 | 0 | 0 | 0 | 0 | 0 | 0 | 1 | 0 | .284 | |
| May 01 | NORTH CAROLIN | *2b | 5 | 2 | 2 | 2 | 1 | 0 | 0 | 0 | 1 | 0 | 0 | 0 | 0 | 0 | 2 | 2 | 2 | 0 | .291 | |
| May 02 | NORTH CAROLIN | *2b | 5 | 1 | 2 | 0 | 1 | 0 | 0 | 0 | 0 | 1 | 0 | 0 | 0 | 0 | 1 | 0 | 1 | 0 | .298 | |
| May 07 | FLORIDA STATE | *2b | 4 | 0 | 0 | 1 | 0 | 0 | 0 | 0 | 0 | 0 | 0 | 0 | 0 | 0 | 0 | 2 | 3 | 0 | .284 | |
| May 08 | FLORIDA STATE- | *2b | 4 | 0 | 0 | 0 | 0 | 0 | 0 | 0 | 0 | 0 | 0 | 0 | 0 | 0 | 1 | 1 | 4 | 0 | .272 | |
| May 08 | FLORIDA STATE- | *2b/ss | 4 | 0 | 1 | 0 | 1 | 0 | 0 | 0 | 0 | 0 | 0 | 0 | 0 | 0 | 3 | 2 | 0 | 0 | .271 | |
| 05-11-2 | at Valparaiso | *2b | 3 | 1 | 1 | 1 | 0 | 0 | 0 | 1 | 0 | 0 | 0 | 0 | 0 | 0 | 0 | 0 | 2 | 0 | .273 | |
| May 20 | at Virginia Tech | *2b | 4 | 0 | 1 | 3 | 0 | 1 | 0 | 0 | 0 | 0 | 0 | 0 | 0 | 0 | 2 | 2 | 5 | 0 | .272 | |
| May 21 | at Virginia Tech | *2b | 3 | 0 | 1 | 1 | 1 | 0 | 0 | 0 | 1 | 1 | 0 | 0 | 0 | 0 | 2 | 4 | 0 | 0 | .274 | |
| May 22 | at Virginia Tech | *2b | 4 | 1 | 1 | 0 | 0 | 0 | 0 | 0 | 0 | 0 | 0 | 0 | 0 | 0 | 1 | 4 | 1 | 0 | .273 | |
| Totals | | | 29gs | 110 | 24 | 30 | 19 | 9 | 1 | 3 | 7 | 7 | 3 | 5 | 3 | 0 | 3 | 22 | 55 | 81 | 1 | .273 |

On base pct. .344 • Slugging pct. .455

2021 NOTRE DAME BASEBALL GAME NOTES

#17 AIDAN TYRELL



Junior/LHP

Career Highs

IP: 6.0 (4/10/21 vs. GT)

Strikeouts: 6 (5/2/21 vs. UNC)

News & Notes

- Set a career high with six strikeouts against North Carolina (5/2/21)
- Set a career high with six innings pitched in the win against No. 14 Georgia Tech (4/10/21)
- Set a career high with three strikeouts in his first career win against Virginia (3/14/21)

CAREER SUMMARY

| Year | era | w-l | app | gs | cg | sho | sv | ip | h | r | er | bb | so | 2b | 3b | hr | bf | bavg | wp | hbp | bk | sfa | sha |
|-------|-------|-----|-----|----|----|-----|----|------|----|----|----|----|----|----|----|----|-----|------|----|-----|----|-----|-----|
| 2019 | 15.00 | 0-1 | 9 | 1 | 0 | 0/0 | 0 | 6.0 | 6 | 12 | 10 | 12 | 5 | 2 | 0 | 1 | 38 | .240 | 1 | 1 | 0 | 0 | 0 |
| 2020 | 2.25 | 0-0 | 5 | 0 | 0 | 0/0 | 1 | 8.0 | 4 | 3 | 2 | 3 | 5 | 0 | 0 | 0 | 32 | .148 | 1 | 0 | 0 | 1 | 1 |
| 2021 | 3.07 | 3-1 | 14 | 6 | 0 | 0/2 | 2 | 41.0 | 36 | 15 | 14 | 15 | 33 | 5 | 1 | 4 | 176 | .235 | 3 | 5 | 0 | 1 | 2 |
| TOTAL | 4.25 | 3-2 | 28 | 7 | 0 | 0/2 | 3 | 55.0 | 46 | 30 | 26 | 30 | 43 | 7 | 1 | 5 | 246 | .224 | 5 | 6 | 0 | 2 | 3 |

2021 GAME-BY-GAME

| Date | Opponent | GS | IP | H | R | ER | BB | SO | 2B | 3B | HR | WP | BK | HBP | IBB | Score | W-L | Sv | ERA | NP |
|---------|--------------------|----|------|----|----|----|----|----|----|----|----|----|----|-----|-----|--------|-----|----|------|-----|
| Feb 27 | at Wake Forest-2 | | 2.0 | 0 | 0 | 0 | 1 | 1 | 0 | 0 | 0 | 0 | 0 | 1 | 0 | 5-4 | 0-0 | 1 | 0.00 | 33 |
| Mar 05 | at Clemson | | 1.2 | 2 | 3 | 3 | 2 | 2 | 1 | 0 | 1 | 0 | 0 | 0 | 0 | 7-13 | 0-0 | 1 | 7.36 | - |
| Mar 14 | at Virginia | | 2.1 | 3 | 1 | 1 | 1 | 3 | 0 | 0 | 0 | 1 | 0 | 1 | 0 | 8-3 | 1-0 | 1 | 6.00 | 48 |
| Mar 21 | DUKE | * | 3.0 | 3 | 2 | 2 | 1 | 2 | 1 | 0 | 1 | 0 | 0 | 1 | 0 | 0-2 | 1-1 | 1 | 6.00 | 50 |
| Apr 5 | at Pitt | * | 2.1 | 5 | 1 | 1 | 1 | 1 | 0 | 1 | 0 | 0 | 0 | 0 | 0 | 11-5 | 1-1 | 1 | 5.56 | 48 |
| Apr 10 | GEORGIA TECH | * | 6.0 | 2 | 0 | 0 | 3 | 2 | 1 | 0 | 0 | 0 | 0 | 0 | 0 | 7-0 | 2-1 | 1 | 3.63 | 102 |
| Apr 18 | NC STATE | * | 4.0 | 4 | 1 | 1 | 4 | 1 | 0 | 0 | 1 | 0 | 0 | 0 | 1 | 11-2 | 2-1 | 1 | 3.38 | 77 |
| Apr 24 | at Boston College- | | 1.0 | 1 | 0 | 0 | 0 | 2 | 0 | 0 | 0 | 0 | 0 | 0 | 0 | 13-9 | 2-1 | 1 | 3.22 | 15 |
| Apr 27 | VALPARAISO | * | 4.2 | 3 | 3 | 3 | 1 | 4 | 0 | 0 | 0 | 0 | 0 | 0 | 0 | 8-7 | 2-1 | 1 | 3.67 | 52 |
| May 01 | NORTH CAROLIN | | 1.0 | 1 | 1 | 1 | 0 | 0 | 0 | 0 | 1 | 0 | 0 | 0 | 0 | 13-12 | 2-1 | 2 | 3.86 | 14 |
| May 02 | NORTH CAROLIN | | 4.0 | 2 | 0 | 0 | 0 | 6 | 0 | 0 | 0 | 0 | 0 | 0 | 0 | 19-5 | 2-1 | 2 | 3.38 | 46 |
| May 08 | FLORIDA STATE- | | 1.1 | 5 | 3 | 2 | 1 | 3 | 1 | 0 | 0 | 1 | 0 | 0 | 0 | 5-3 | 2-1 | 2 | 3.78 | 44 |
| 05-11-2 | at Valparaiso | | 2.0 | 3 | 0 | 0 | 0 | 3 | 1 | 0 | 0 | 0 | 0 | 1 | 0 | 7-4 | 2-1 | 2 | 3.57 | 39 |
| May 21 | at Virginia Tech | * | 5.2 | 2 | 0 | 0 | 0 | 3 | 0 | 0 | 0 | 1 | 0 | 1 | 0 | 4-0 | 3-1 | 2 | 3.07 | 71 |
| Totals | | 6 | 41.0 | 36 | 15 | 14 | 15 | 33 | 5 | 1 | 4 | 3 | 0 | 5 | 1 | 118-69 | 3-1 | 2 | 3.07 | - |

2021 NOTRE DAME BASEBALL GAME NOTES

#18 NICK JUAIRE



Redshirt Freshman/C

Career Highs

Hits: 1 (3x, MR 5/11/21 at VALPO)

Runs: --

RBI: --

News & Notes

- Junior college transfer from Iowa Western JC. Originally began his career at TCU

NOTRE DAME CAREER SUMMARY

| Year | avg | gp-gs | ab | r | h | 2b | 3b | hr | rbi | tb | slg% | bb | hbp | so | gdp | ob% | sf | sh | sb-att | po | a | e | fld% |
|-------|------|-------|----|---|---|----|----|----|-----|----|------|----|-----|----|-----|------|----|----|--------|----|---|---|-------|
| 2021 | .273 | 10-0 | 11 | 0 | 3 | 0 | 0 | 0 | 0 | 3 | .273 | 1 | 0 | 4 | 0 | .333 | 0 | 0 | 0-0 | 4 | 0 | 0 | 1.000 |
| TOTAL | .273 | 10-0 | 11 | 0 | 3 | 0 | 0 | 0 | 0 | 3 | .273 | 1 | 0 | 4 | 0 | .333 | 0 | 0 | 0-0 | 4 | 0 | 0 | 1.000 |

2021 GAME-BY-GAME

| Date | Opponent | Pos | AB | R | H | RBI | 2B | 3B | HR | BB | SB | CS | HBP | SAC | SF | GDP | K | PO | A | E | Avg | |
|---------|--------------------|------|----|---|---|-----|----|----|----|----|----|----|-----|-----|----|-----|---|----|---|---|-----|------|
| Feb 28 | at Wake Forest | ph | 1 | 0 | 0 | 0 | 0 | 0 | 0 | 0 | 0 | 0 | 0 | 0 | 0 | 0 | 0 | 0 | 0 | 0 | 0 | .000 |
| Mar 05 | at Clemson | ph/c | 1 | 0 | 0 | 0 | 0 | 0 | 0 | 0 | 0 | 0 | 0 | 0 | 0 | 0 | 1 | 3 | 0 | 0 | 0 | .000 |
| Mar 14 | at Virginia | ph | 1 | 0 | 0 | 0 | 0 | 0 | 0 | 0 | 0 | 0 | 0 | 0 | 0 | 0 | 1 | 0 | 0 | 0 | 0 | .000 |
| Mar 21 | DUKE | ph | 1 | 0 | 0 | 0 | 0 | 0 | 0 | 0 | 0 | 0 | 0 | 0 | 0 | 0 | 1 | 0 | 0 | 0 | 0 | .000 |
| Apr 18 | NC STATE | ph | 1 | 0 | 1 | 0 | 0 | 0 | 0 | 0 | 0 | 0 | 0 | 0 | 0 | 0 | 0 | 0 | 0 | 0 | 0 | .200 |
| Apr 24 | at Boston College- | ph/c | 2 | 0 | 1 | 0 | 0 | 0 | 0 | 1 | 0 | 0 | 0 | 0 | 0 | 0 | 0 | 1 | 0 | 0 | 0 | .286 |
| Apr 27 | VALPARAISO | ph | 1 | 0 | 0 | 0 | 0 | 0 | 0 | 0 | 0 | 0 | 0 | 0 | 0 | 0 | 0 | 0 | 0 | 0 | 0 | .250 |
| May 08 | FLORIDA STATE- | ph | 1 | 0 | 0 | 0 | 0 | 0 | 0 | 0 | 0 | 0 | 0 | 0 | 0 | 0 | 0 | 0 | 0 | 0 | 0 | .222 |
| 05-11-2 | at Valparaiso | ph | 1 | 0 | 1 | 0 | 0 | 0 | 0 | 0 | 0 | 0 | 0 | 0 | 0 | 0 | 0 | 0 | 0 | 0 | 0 | .300 |
| May 22 | at Virginia Tech | ph | 1 | 0 | 0 | 0 | 0 | 0 | 0 | 0 | 0 | 0 | 0 | 0 | 0 | 0 | 1 | 0 | 0 | 0 | 0 | .273 |
| Totals | | 0gs | 11 | 0 | 3 | 0 | 0 | 0 | 0 | 1 | 0 | 0 | 0 | 0 | 0 | 0 | 4 | 4 | 0 | 0 | 0 | .273 |

On base pct. .333 • Slugging pct. .273

#19 CASEY KMET



Sophomore/INF

Career Highs

Hits: --

Runs: --

RBI: --

News & Notes

- Made his collegiate debut against No. 14 Georgia Tech (4/9/21)
- Missed the 2020 season due to injury

CAREER SUMMARY

| Year | avg | gp-gs | ab | r | h | 2b | 3b | hr | rbi | tb | slg% | bb | hbp | so | gdp | ob% | sf | sh | sb-att | po | a | e | fld% |
|-------|------|-------|----|---|---|----|----|----|-----|----|------|----|-----|----|-----|------|----|----|--------|----|---|---|-------|
| 2021 | .000 | 4-0 | 1 | 0 | 0 | 0 | 0 | 0 | 0 | 0 | .000 | 0 | 0 | 0 | 0 | .000 | 0 | 0 | 0-0 | 1 | 0 | 0 | 1.000 |
| TOTAL | .000 | 4-0 | 1 | 0 | 0 | 0 | 0 | 0 | 0 | 0 | .000 | 0 | 0 | 0 | 0 | .000 | 0 | 0 | 0-0 | 1 | 0 | 0 | 1.000 |

2021 GAME-BY-GAME

| Date | Opponent | Pos | AB | R | H | RBI | 2B | 3B | HR | BB | SB | CS | HBP | SAC | SF | GDP | K | PO | A | E | Avg |
|--------|-------------------|------|----|---|---|-----|----|----|----|----|----|----|-----|-----|----|-----|---|----|---|---|------|
| Apr 09 | GEORGIA TECH | 3b | 0 | 0 | 0 | 0 | 0 | 0 | 0 | 0 | 0 | 0 | 0 | 0 | 0 | 0 | 0 | 1 | 0 | 0 | .000 |
| Apr 23 | at Boston College | ph/3 | 1 | 0 | 0 | 0 | 0 | 0 | 0 | 0 | 0 | 0 | 0 | 0 | 0 | 0 | 0 | 0 | 0 | 0 | .000 |
| May 08 | FLORIDA STATE- | 3b | 0 | 0 | 0 | 0 | 0 | 0 | 0 | 0 | 0 | 0 | 0 | 0 | 0 | 0 | 0 | 0 | 0 | 0 | .000 |
| May 21 | at Virginia Tech | 3b | 0 | 0 | 0 | 0 | 0 | 0 | 0 | 0 | 0 | 0 | 0 | 0 | 0 | 0 | 0 | 0 | 0 | 0 | .000 |
| Totals | | 0gs | 1 | 0 | 0 | 0 | 0 | 0 | 0 | 0 | 0 | 0 | 0 | 0 | 0 | 0 | 0 | 1 | 0 | 0 | .000 |

On base pct. .000 • Slugging pct. .000

2021 NOTRE DAME BASEBALL GAME NOTES

#20 TANNER KOHLHEPP



Sophomore/RHP

Career Highs

IP: 4.2 (3/14/21 vs. UVA)

Strikeouts: 9 (5/11/21 at VALPO)

News & Notes

- Set a career high with nine strikeouts against Valpo (5/11/21)
- Tied a career high with 5 strikeouts against No. 13 Florida State (5/7/21)
- NCBWA Stopper of the Year Midseason Watch List (2021)
- Set a career high with 5 strikeouts against No. 14 Georgia Tech (4/11/21)
- Set a career high with 4.2 innings pitched and earned his first career save against Virginia (3/14/21)
- Set a career high with 1.2 innings pitched and four strikeouts against Clemson (3/5/21)
- Junior college transfer from Iowa Western JC. Originally began his career at Tennessee

NOTRE DAME CAREER SUMMARY

| Year | era | w-l | app | gs | cg | sho | sv | ip | h | r | er | bb | so | 2b | 3b | hr | bf | bavg | wp | hbp | bk | sfa | sha |
|-------|------|-----|-----|----|----|-----|----|------|----|----|----|----|----|----|----|----|-----|------|----|-----|----|-----|-----|
| 2021 | 2.56 | 7-1 | 20 | 1 | 0 | 0/2 | 2 | 52.2 | 34 | 16 | 15 | 17 | 57 | 6 | 0 | 1 | 211 | .187 | 6 | 9 | 0 | 0 | 3 |
| TOTAL | 2.56 | 7-1 | 20 | 1 | 0 | 0/2 | 2 | 52.2 | 34 | 16 | 15 | 17 | 57 | 6 | 0 | 1 | 211 | .187 | 6 | 9 | 0 | 0 | 3 |

2021 GAME-BY-GAME

| Date | Opponent | GS | IP | H | R | ER | BB | SO | 2B | 3B | HR | WP | BK | HBP | IBB | Score | W-L | Sv | ERA | NP |
|---------|--------------------|----|------|----|----|----|----|----|----|----|----|----|----|-----|-----|--------|-----|----|-------|----|
| Feb 27 | at Wake Forest-1 | | 0.0 | 2 | 4 | 4 | 2 | 0 | 0 | 0 | 0 | 0 | 0 | 0 | 0 | 8-10 | 0-1 | 0 | 999.0 | 18 |
| Mar 05 | at Clemson | | 1.2 | 3 | 1 | 1 | 1 | 4 | 1 | 0 | 0 | 0 | 0 | 0 | 0 | 7-13 | 0-1 | 0 | 27.00 | - |
| Mar 14 | at Virginia | | 4.2 | 2 | 0 | 0 | 0 | 3 | 1 | 0 | 0 | 0 | 0 | 0 | 0 | 8-3 | 0-1 | 1 | 7.11 | 56 |
| Mar 19 | DUKE | | 3.0 | 2 | 0 | 0 | 0 | 4 | 0 | 0 | 0 | 0 | 0 | 0 | 0 | 6-4 | 1-1 | 1 | 4.82 | 51 |
| Mar 21 | DUKE | | 0.2 | 0 | 0 | 0 | 0 | 1 | 0 | 0 | 0 | 0 | 0 | 0 | 0 | 0-2 | 1-1 | 1 | 4.50 | 10 |
| Mar 23 | VALPARAISO | | 1.1 | 1 | 0 | 0 | 0 | 3 | 0 | 0 | 0 | 0 | 0 | 1 | 0 | 6-3 | 1-1 | 1 | 3.97 | 23 |
| Mar 26 | LOUISVILLE | | 3.1 | 1 | 2 | 2 | 2 | 3 | 0 | 0 | 0 | 1 | 0 | 2 | 0 | 4-7 | 1-1 | 1 | 4.30 | 52 |
| Apr 3 | at Pitt | | 3.0 | 0 | 0 | 0 | 2 | 2 | 0 | 0 | 0 | 1 | 0 | 0 | 0 | 4-1 | 2-1 | 1 | 3.57 | 32 |
| Apr 5 | at Pitt | | 1.2 | 1 | 0 | 0 | 1 | 2 | 0 | 0 | 0 | 1 | 0 | 0 | 0 | 11-5 | 3-1 | 1 | 3.26 | 29 |
| Apr 09 | GEORGIA TECH | | 1.0 | 0 | 0 | 0 | 1 | 0 | 0 | 0 | 0 | 0 | 0 | 0 | 0 | 10-9 | 3-1 | 1 | 3.10 | 10 |
| Apr 11 | GEORGIA TECH | | 4.1 | 3 | 0 | 0 | 1 | 5 | 1 | 0 | 0 | 0 | 0 | 0 | 0 | 2-4 | 3-1 | 1 | 2.55 | 75 |
| Apr 16 | NC STATE | | 4.0 | 1 | 0 | 0 | 0 | 2 | 0 | 0 | 0 | 0 | 0 | 1 | 0 | 3-2 | 4-1 | 1 | 2.20 | 48 |
| Apr 18 | NC STATE | | 2.0 | 2 | 0 | 0 | 0 | 3 | 0 | 0 | 0 | 0 | 0 | 0 | 0 | 11-2 | 5-1 | 1 | 2.05 | 35 |
| Apr 24 | at Boston College | | 2.2 | 0 | 0 | 0 | 0 | 3 | 0 | 0 | 0 | 0 | 0 | 0 | 0 | 5-2 | 5-1 | 2 | 1.89 | 23 |
| Apr 24 | at Boston College- | * | 2.2 | 3 | 5 | 4 | 1 | 2 | 1 | 0 | 0 | 1 | 0 | 3 | 0 | 13-9 | 5-1 | 2 | 2.75 | 55 |
| Apr 30 | NORTH CAROLIN | | 4.1 | 3 | 0 | 0 | 0 | 2 | 2 | 0 | 0 | 1 | 0 | 0 | 0 | 4-0 | 6-1 | 2 | 2.45 | 44 |
| May 02 | NORTH CAROLIN | | 2.0 | 2 | 0 | 0 | 1 | 3 | 0 | 0 | 0 | 0 | 0 | 0 | 0 | 19-5 | 7-1 | 2 | 2.34 | 40 |
| May 07 | FLORIDA STATE | | 4.0 | 2 | 3 | 3 | 1 | 5 | 0 | 0 | 1 | 0 | 0 | 2 | 0 | 2-5 | 7-1 | 2 | 2.72 | 56 |
| 05-11-2 | at Valparaiso | | 4.0 | 3 | 1 | 1 | 1 | 9 | 0 | 0 | 0 | 1 | 0 | 0 | 0 | 7-4 | 7-1 | 2 | 2.68 | 60 |
| May 21 | at Virginia Tech | | 2.1 | 3 | 0 | 0 | 3 | 1 | 0 | 0 | 0 | 0 | 0 | 0 | 0 | 4-0 | 7-1 | 2 | 2.56 | 62 |
| Totals | | 1 | 52.2 | 34 | 16 | 15 | 17 | 57 | 6 | 0 | 1 | 6 | 0 | 9 | 0 | 134-90 | 7-1 | 2 | 2.56 | - |

#22 CHRISTIAN SCAFIDI



Graduate Student/RHP

Career Highs
IP: 9.0 (3x), MR at FIU (3/6/20)
Strikeouts: 11 (2x), MR at FIU (3/6/20)

News & Notes

- Earned his first win in an Irish uniform against No. 16 Wake Forest (2/28/21)
- Graduate transfer from Penn
- 2019 Ivy League Pitcher of the Year

NOTRE DAME CAREER SUMMARY

| Year | era | w-l | app | gs | cg | sho | sv | ip | h | r | er | bb | so | 2b | 3b | hr | bf | bavg | wp | hbp | bk | sfa | sha |
|-------|------|-----|-----|----|----|-----|----|-----|---|---|----|----|----|----|----|----|----|------|----|-----|----|-----|-----|
| 2021 | 1.50 | 1-0 | 2 | 2 | 0 | 0/1 | 0 | 6.0 | 4 | 1 | 1 | 6 | 5 | 0 | 0 | 0 | 28 | .190 | 0 | 1 | 0 | 0 | 0 |
| TOTAL | 1.50 | 1-0 | 2 | 2 | 0 | 0/1 | 0 | 6.0 | 4 | 1 | 1 | 6 | 5 | 0 | 0 | 0 | 28 | .190 | 0 | 1 | 0 | 0 | 0 |

2021 GAME-BY-GAME

| Date | Opponent | GS | IP | H | R | ER | BB | SO | 2B | 3B | HR | WP | BK | HBP | IBB | Score | W-L | Sv | ERA | NP |
|--------|----------------|----|-----|---|---|----|----|----|----|----|----|----|----|-----|-----|-------|-----|----|------|----|
| Feb 28 | at Wake Forest | * | 4.1 | 3 | 0 | 0 | 3 | 4 | 0 | 0 | 0 | 0 | 0 | 0 | 0 | 10-0 | 1-0 | 0 | 0.00 | 75 |
| Mar 07 | at Clemson | * | 1.2 | 1 | 1 | 1 | 3 | 1 | 0 | 0 | 0 | 0 | 0 | 1 | 0 | 3-2 | 1-0 | 0 | 1.50 | - |
| Totals | | 2 | 6.0 | 4 | 1 | 1 | 6 | 5 | 0 | 0 | 0 | 0 | 0 | 1 | 0 | 13-2 | 1-0 | 0 | 1.50 | - |

#23 JACK SHEEHAN



Graduate Student/RHP

Career Highs

IP: 4.1 (2/22/18 vs. UIW)

Strikeouts: 4 (2/17/17 vs. Lafayette)

News & Notes

- Made his first appearance since 2019 against No. 14 Georgia Tech (4/9/21)
- Missed the 2020 season due to injury

CAREER SUMMARY

| Year | era | w-l | app | gs | cg | sho | sv | ip | h | r | er | bb | so | 2b | 3b | hr | bf | bavg | wp | hbp | bk | sfa | sha |
|-------|-------|-----|-----|----|----|-----|----|------|----|----|----|----|----|----|----|----|-----|------|----|-----|----|-----|-----|
| 2017 | 6.75 | 0-0 | 6 | 0 | 0 | 0/0 | 0 | 9.1 | 15 | 8 | 7 | 4 | 5 | 5 | 0 | 0 | 46 | .385 | 1 | 0 | 0 | 3 | 0 |
| 2018 | 6.85 | 0-0 | 16 | 1 | 0 | 0/0 | 0 | 23.2 | 34 | 20 | 18 | 11 | 10 | 11 | 0 | 2 | 117 | .340 | 3 | 3 | 0 | 2 | 1 |
| 2019 | 11.05 | 0-0 | 7 | 0 | 0 | 0/0 | 0 | 7.1 | 19 | 15 | 9 | 1 | 4 | 2 | 1 | 2 | 45 | .463 | 2 | 1 | 0 | 2 | 0 |
| 2021 | 0.00 | 0-0 | 3 | 0 | 0 | 0/0 | 0 | 4.2 | 1 | 0 | 0 | 4 | 3 | 0 | 0 | 0 | 18 | .071 | 0 | 0 | 0 | 0 | 0 |
| TOTAL | 6.80 | 0-0 | 32 | 1 | 0 | 0/0 | 0 | 45.0 | 69 | 43 | 34 | 20 | 22 | 18 | 1 | 4 | 226 | .356 | 6 | 4 | 0 | 7 | 1 |

2021 GAME-BY-GAME

| Date | Opponent | GS | IP | H | R | ER | BB | SO | 2B | 3B | HR | WP | BK | HBP | IBB | Score | W-L | Sv | ERA | NP |
|--------|-------------------|----|-----|---|---|----|----|----|----|----|----|----|----|-----|-----|-------|-----|----|------|----|
| Apr 09 | GEORGIA TECH | | 2.2 | 1 | 0 | 0 | 3 | 1 | 0 | 0 | 0 | 0 | 0 | 0 | 0 | 10-9 | 0-0 | 0 | 0.00 | 38 |
| Apr 23 | at Boston College | | 1.0 | 0 | 0 | 0 | 0 | 2 | 0 | 0 | 0 | 0 | 0 | 0 | 0 | 0-10 | 0-0 | 0 | 0.00 | 11 |
| May 02 | NORTH CAROLIN | | 1.0 | 0 | 0 | 0 | 1 | 0 | 0 | 0 | 0 | 0 | 0 | 0 | 0 | 19-5 | 0-0 | 0 | 0.00 | 20 |
| Totals | | 0 | 4.2 | 1 | 0 | 0 | 4 | 3 | 0 | 0 | 0 | 0 | 0 | 0 | 0 | 29-24 | 0-0 | 0 | 0.00 | - |

2021 NOTRE DAME BASEBALL GAME NOTES

#24 ALEX BRAIT



Graduate Student/C/OF

Career Highs

Hits: 4 (3x, MR 4/18/19 vs. JU)

Runs: 4 (2/16/19 vs.

Bethune-Cookman)

RBI: 4 (2/27/21-2 at WF)

News & Notes

- Hit his first career grand slam in his first at-bat as an Irish against Wake Forest and set a career high with four RBI (2/27/21-2)

- Graduate transfer from Florida Gulf Coast

NOTRE DAME CAREER SUMMARY

| Year | avg | gp-gs | ab | r | h | 2b | 3b | hr | rbi | tb | slg% | bb | hbp | so | gdp | ob% | sf | sh | sb-att | po | a | e | fld% |
|-------|------|-------|----|---|---|----|----|----|-----|----|------|----|-----|----|-----|------|----|----|--------|----|---|---|-------|
| 2021 | .136 | 9-7 | 22 | 1 | 3 | 0 | 0 | 1 | 6 | 6 | .273 | 0 | 0 | 9 | 0 | .136 | 0 | 0 | 0-0 | 10 | 1 | 0 | 1.000 |
| TOTAL | .136 | 9-7 | 22 | 1 | 3 | 0 | 0 | 1 | 6 | 6 | .273 | 0 | 0 | 9 | 0 | .136 | 0 | 0 | 0-0 | 10 | 1 | 0 | 1.000 |

2021 GAME-BY-GAME

| Date | Opponent | Pos | AB | R | H | RBI | 2B | 3B | HR | BB | SB | CS | HBP | SAC | SF | GDP | K | PO | A | E | Avg |
|--------|--------------------|-----|-----|----|---|-----|----|----|----|----|----|----|-----|-----|----|-----|---|----|---|---|------|
| Feb 27 | at Wake Forest-2 | *of | 3 | 1 | 1 | 4 | 0 | 0 | 1 | 0 | 0 | 0 | 0 | 0 | 0 | 0 | 1 | 3 | 0 | 0 | .333 |
| Feb 28 | at Wake Forest | *of | 4 | 0 | 0 | 1 | 0 | 0 | 0 | 0 | 0 | 0 | 0 | 0 | 0 | 0 | 2 | 1 | 0 | 0 | .143 |
| Mar 05 | at Clemson | of | 2 | 0 | 0 | 0 | 0 | 0 | 0 | 0 | 0 | 0 | 0 | 0 | 0 | 0 | 1 | 0 | 0 | 0 | .111 |
| Mar 06 | at Clemson | *of | 2 | 0 | 0 | 0 | 0 | 0 | 0 | 0 | 0 | 0 | 0 | 0 | 0 | 0 | 0 | 0 | 0 | 0 | .091 |
| Mar 13 | at Virginia | *of | 3 | 0 | 0 | 1 | 0 | 0 | 0 | 0 | 0 | 0 | 0 | 0 | 0 | 0 | 2 | 2 | 0 | 0 | .071 |
| Mar 19 | DUKE | *of | 3 | 0 | 0 | 0 | 0 | 0 | 0 | 0 | 0 | 0 | 0 | 0 | 0 | 0 | 1 | 2 | 0 | 0 | .059 |
| Apr 13 | CENTRAL MICHIG | of | 0 | 0 | 0 | 0 | 0 | 0 | 0 | 0 | 0 | 0 | 0 | 0 | 0 | 0 | 0 | 0 | 1 | 0 | .059 |
| Apr 24 | at Boston College- | *of | 3 | 0 | 2 | 0 | 0 | 0 | 0 | 0 | 0 | 0 | 0 | 0 | 0 | 0 | 0 | 2 | 0 | 0 | .150 |
| Apr 27 | VALPARAISO | *of | 2 | 0 | 0 | 0 | 0 | 0 | 0 | 0 | 0 | 0 | 0 | 0 | 0 | 0 | 2 | 0 | 0 | 0 | .136 |
| Totals | | | 7gs | 22 | 1 | 3 | 6 | 0 | 0 | 1 | 0 | 0 | 0 | 0 | 0 | 0 | 9 | 10 | 1 | 0 | .136 |

On base pct. .136 • Slugging pct. .273

#25 RYAN LYNCH



Freshman/LHP

Career Highs

IP: 0.2 (4/9/21 vs. GT)

Strikeouts: 1 (4/9/21 vs. GT)

News & Notes

- Made his collegiate debut against No. 14 Georgia Tech (4/9/21)
- 2020 Indiana Gatorade Pitcher of the Year

CAREER SUMMARY

| Year | era | w-l | app | gs | cg | sho | sv | ip | h | r | er | bb | so | 2b | 3b | hr | bf | bavg | wp | hbp | bk | sfa | sha |
|-------|-------|-----|-----|----|----|-----|----|-----|---|---|----|----|----|----|----|----|----|------|----|-----|----|-----|-----|
| 2021 | 27.00 | 0-0 | 1 | 0 | 0 | 0/0 | 0 | 0.2 | 1 | 2 | 2 | 3 | 1 | 1 | 0 | 0 | 6 | .333 | 3 | 0 | 0 | 0 | 0 |
| TOTAL | 27.00 | 0-0 | 1 | 0 | 0 | 0/0 | 0 | 0.2 | 1 | 2 | 2 | 3 | 1 | 1 | 0 | 0 | 6 | .333 | 3 | 0 | 0 | 0 | 0 |

2021 GAME-BY-GAME

| Date | Opponent | GS | IP | H | R | ER | BB | SO | 2B | 3B | HR | WP | BK | HBP | IBB | Score | W-L | Sv | ERA | NP |
|--------|--------------|----|-----|---|---|----|----|----|----|----|----|----|----|-----|-----|-------|-----|----|-------|----|
| Apr 09 | GEORGIA TECH | | 0.2 | 1 | 2 | 2 | 3 | 1 | 1 | 0 | 0 | 3 | 0 | 0 | 0 | 10-9 | 0-0 | 0 | 27.00 | 33 |
| Totals | | 0 | 0.2 | 1 | 2 | 2 | 3 | 1 | 1 | 0 | 0 | 3 | 0 | 0 | 0 | 10-9 | 0-0 | 0 | 27.00 | - |

#26 CAMERON BROWN



Graduate Student/LHP

Career Highs
IP: 9.0 (3/23/19 vs. FSU-2)
Strikeouts: 12 (3/23/19 vs. FSU-2)

News & Notes

- 3x Team Captain (2019, 2020, 2021)
- Missed the 2020 season due to injury
- Logged his first career complete game with a career-high 12 strikeouts in game two against Florida State (3/23/19)

CAREER SUMMARY

| Year | era | w-l | app | gs | cg | sho | sv | ip | h | r | er | bb | so | 2b | 3b | hr | bf | bavg | wp | hbp | bk | sfa | sha |
|-------|------|-----|-----|----|----|-----|----|-------|-----|-----|----|----|-----|----|----|----|-----|------|----|-----|----|-----|-----|
| 2017 | 5.57 | 1-0 | 15 | 0 | 0 | 0/0 | 0 | 21.0 | 27 | 15 | 13 | 16 | 15 | 7 | 0 | 1 | 109 | .303 | 2 | 1 | 0 | 1 | 2 |
| 2018 | 5.74 | 2-2 | 18 | 6 | 0 | 0/0 | 0 | 58.0 | 61 | 42 | 37 | 26 | 43 | 12 | 1 | 4 | 255 | .275 | 3 | 4 | 0 | 1 | 2 |
| 2019 | 5.65 | 4-6 | 15 | 14 | 1 | 0/0 | 0 | 78.0 | 92 | 59 | 49 | 34 | 89 | 19 | 2 | 6 | 366 | .288 | 3 | 5 | 0 | 4 | 3 |
| 2021 | 0.00 | 0-0 | 3 | 1 | 0 | 0/0 | 0 | 3.0 | 1 | 0 | 0 | 6 | 4 | 0 | 0 | 0 | 16 | .100 | 0 | 0 | 0 | 0 | 0 |
| TOTAL | 5.57 | 7-8 | 51 | 21 | 1 | 0/0 | 0 | 160.0 | 181 | 116 | 99 | 82 | 151 | 38 | 3 | 11 | 746 | .282 | 8 | 10 | 0 | 6 | 7 |

2021 GAME-BY-GAME

| Date | Opponent | GS | IP | H | R | ER | BB | SO | 2B | 3B | HR | WP | BK | HBP | IBB | Score | W-L | Sv | ERA | NP |
|--------|-------------------|----|-----|---|---|----|----|----|----|----|----|----|----|-----|-----|-------|-----|----|------|----|
| Mar 05 | at Clemson | | 0.1 | 0 | 0 | 0 | 0 | 1 | 0 | 0 | 0 | 0 | 0 | 0 | 0 | 7-13 | 0-0 | 0 | 0.00 | - |
| Mar 23 | VALPARAISO | * | 1.2 | 0 | 0 | 0 | 4 | 3 | 0 | 0 | 0 | 0 | 0 | 0 | 0 | 6-3 | 0-0 | 0 | 0.00 | 44 |
| Apr 23 | at Boston College | | 1.0 | 1 | 0 | 0 | 2 | 0 | 0 | 0 | 0 | 0 | 0 | 0 | 0 | 0-10 | 0-0 | 0 | 0.00 | 18 |
| Totals | | 1 | 3.0 | 1 | 0 | 0 | 6 | 4 | 0 | 0 | 0 | 0 | 0 | 0 | 0 | 13-26 | 0-0 | 0 | 0.00 | - |

#28 JOHN MICHAEL BERTRAND



Graduate Student/LHP

Career Highs
IP: 9.0 (3x, MR 5/20/21 at VT)
Strikeouts: 9 (5/8/21~1 vs. FSU)

- News & Notes**
- Tossed his third career complete game against Virginia Tech (5/20/21)
 - Set a career high with 9 strikeouts against No. 13 Florida State (5/8/21~1)
 - Talled his second career complete game in the series-clinching win over Duke (3/20/21)
 - Earned his first win in an Irish uniform against Clemson while tying a career high with eight strikeouts (3/6/21)
 - Graduate transfer from Furman

NOTRE DAME CAREER SUMMARY

| Year | era | w-l | app | gs | cg | sho | sv | ip | h | r | er | bb | so | 2b | 3b | hr | bf | bavg | wp | hbp | bk | sfa | sha |
|-------|------|-----|-----|----|----|-----|----|------|----|----|----|----|----|----|----|----|-----|------|----|-----|----|-----|-----|
| 2021 | 2.77 | 7-1 | 11 | 11 | 2 | 0/0 | 0 | 74.2 | 64 | 27 | 23 | 19 | 57 | 13 | 0 | 4 | 303 | .229 | 1 | 2 | 0 | 2 | 1 |
| TOTAL | 2.77 | 7-1 | 11 | 11 | 2 | 0/0 | 0 | 74.2 | 64 | 27 | 23 | 19 | 57 | 13 | 0 | 4 | 303 | .229 | 1 | 2 | 0 | 2 | 1 |

2021 GAME-BY-GAME

| Date | Opponent | GS | IP | H | R | ER | BB | SO | 2B | 3B | HR | WP | BK | HBP | IBB | Score | W-L | Sv | ERA | NP |
|--------|-------------------|----|------|----|----|----|----|----|----|----|----|----|----|-----|-----|-------|-----|----|------|-----|
| Feb 27 | at Wake Forest-2 | * | 3.2 | 6 | 4 | 4 | 2 | 4 | 3 | 0 | 0 | 0 | 0 | 1 | 0 | 5-4 | 0-0 | 0 | 9.82 | 90 |
| Mar 06 | at Clemson | * | 7.0 | 3 | 1 | 1 | 2 | 8 | 1 | 0 | 0 | 1 | 0 | 0 | 0 | 3-1 | 1-0 | 0 | 4.22 | - |
| Mar 13 | at Virginia | * | 7.0 | 5 | 3 | 3 | 1 | 4 | 1 | 0 | 0 | 0 | 0 | 1 | 0 | 12-4 | 2-0 | 0 | 4.08 | 89 |
| Mar 20 | DUKE | * | 9.0 | 5 | 2 | 2 | 4 | 6 | 1 | 0 | 1 | 0 | 0 | 0 | 0 | 6-2 | 3-0 | 0 | 3.38 | 111 |
| Mar 27 | LOUISVILLE | * | 7.0 | 5 | 2 | 2 | 1 | 4 | 0 | 0 | 1 | 0 | 0 | 0 | 0 | 5-3 | 3-0 | 0 | 3.21 | 97 |
| Apr 4 | at Pitt | * | 7.1 | 3 | 2 | 2 | 2 | 7 | 0 | 0 | 1 | 0 | 0 | 0 | 0 | 2-3 | 3-0 | 0 | 3.07 | 105 |
| Apr 17 | NC STATE | * | 4.2 | 8 | 4 | 4 | 2 | 3 | 2 | 0 | 0 | 0 | 0 | 0 | 1 | 2-5 | 3-1 | 0 | 3.55 | 93 |
| Apr 24 | at Boston College | * | 6.1 | 4 | 2 | 2 | 3 | 1 | 1 | 0 | 0 | 0 | 0 | 0 | 0 | 5-2 | 4-1 | 0 | 3.46 | 75 |
| May 01 | NORTH CAROLIN | * | 6.2 | 11 | 5 | 2 | 1 | 3 | 3 | 0 | 1 | 0 | 0 | 0 | 0 | 13-12 | 5-1 | 0 | 3.38 | 91 |
| May 08 | FLORIDA STATE- | * | 7.0 | 5 | 0 | 0 | 1 | 9 | 0 | 0 | 0 | 0 | 0 | 0 | 0 | 5-3 | 6-1 | 0 | 3.02 | 102 |
| May 20 | at Virginia Tech | * | 9.0 | 9 | 2 | 1 | 0 | 8 | 1 | 0 | 0 | 0 | 0 | 0 | 0 | 8-2 | 7-1 | 0 | 2.77 | 95 |
| Totals | | 11 | 74.2 | 64 | 27 | 23 | 19 | 57 | 13 | 0 | 4 | 1 | 0 | 2 | 1 | 66-41 | 7-1 | 0 | 2.77 | - |

2021 NOTRE DAME BASEBALL GAME NOTES

#29 LIAM SIMON



Sophomore/RHP

Career Highs

IP: 4.0 (3/6/21 at CU)

Strikeouts: 8 (3/6/21 at CU)

News & Notes

- Earned his first career save over Valparaiso (3/23/21)
- Set a career high with 4.0 innings pitched and eight strikeouts in the win over Clemson (3/7/21)
- Set a career high with 3.1 innings pitched and four strikeouts in the win over Wake Forest (2/27/21~2)

CAREER SUMMARY

| Year | era | w-l | app | gs | cg | sho | sv | ip | h | r | er | bb | so | 2b | 3b | hr | bf | bavg | wp | hbp | bk | sfa | sha |
|-------|------|-----|-----|----|----|-----|----|------|----|----|----|----|----|----|----|----|-----|------|----|-----|----|-----|-----|
| 2020 | 4.26 | 1-0 | 4 | 0 | 0 | 0/0 | 0 | 6.1 | 3 | 3 | 3 | 5 | 7 | 1 | 0 | 1 | 27 | .158 | 2 | 2 | 0 | 1 | 0 |
| 2021 | 3.33 | 5-1 | 16 | 1 | 0 | 0/0 | 1 | 24.1 | 18 | 11 | 9 | 22 | 31 | 3 | 0 | 3 | 114 | .205 | 4 | 2 | 1 | 2 | 0 |
| TOTAL | 3.52 | 6-1 | 20 | 1 | 0 | 0/0 | 1 | 30.2 | 21 | 14 | 12 | 27 | 38 | 4 | 0 | 4 | 141 | .196 | 6 | 4 | 1 | 3 | 0 |

2021 GAME-BY-GAME

| Date | Opponent | GS | IP | H | R | ER | BB | SO | 2B | 3B | HR | WP | BK | HBP | IBB | Score | W-L | Sv | ERA | NP |
|--------|--------------------|----|------|----|----|----|----|----|----|----|----|----|----|-----|-----|--------|-----|----|------|----|
| Feb 27 | at Wake Forest-2 | | 3.1 | 2 | 0 | 0 | 1 | 4 | 0 | 0 | 0 | 0 | 0 | 0 | 0 | 5-4 | 1-0 | 0 | 0.00 | 64 |
| Mar 07 | at Clemson | | 4.0 | 2 | 1 | 1 | 1 | 8 | 0 | 0 | 1 | 0 | 0 | 0 | 0 | 3-2 | 2-0 | 0 | 1.23 | - |
| Mar 12 | at Virginia | | 1.2 | 2 | 2 | 0 | 4 | 2 | 0 | 0 | 0 | 0 | 0 | 0 | 0 | 10-5 | 3-0 | 0 | 1.00 | 44 |
| Mar 19 | DUKE | | 0.1 | 0 | 1 | 1 | 3 | 1 | 0 | 0 | 0 | 2 | 0 | 0 | 0 | 6-4 | 3-0 | 0 | 1.93 | 17 |
| Mar 23 | VALPARAISO | | 2.0 | 0 | 0 | 0 | 2 | 4 | 0 | 0 | 0 | 0 | 0 | 0 | 0 | 6-3 | 3-0 | 1 | 1.59 | 38 |
| Mar 26 | LOUISVILLE | | 0.2 | 0 | 0 | 0 | 1 | 0 | 0 | 0 | 0 | 0 | 0 | 0 | 0 | 4-7 | 3-0 | 1 | 1.50 | 9 |
| Apr 4 | at Pitt | | 0.2 | 1 | 1 | 1 | 0 | 1 | 0 | 0 | 1 | 0 | 0 | 0 | 0 | 2-3 | 3-1 | 1 | 2.13 | 12 |
| Apr 5 | at Pitt | | 0.1 | 0 | 0 | 0 | 1 | 0 | 0 | 0 | 0 | 1 | 0 | 1 | 0 | 11-5 | 3-1 | 1 | 2.08 | 9 |
| Apr 11 | GEORGIA TECH | | 1.1 | 1 | 0 | 0 | 0 | 0 | 0 | 0 | 0 | 0 | 0 | 0 | 0 | 2-4 | 3-1 | 1 | 1.88 | 21 |
| Apr 13 | CENTRAL MICHIG | * | 1.2 | 2 | 2 | 2 | 3 | 2 | 0 | 0 | 0 | 0 | 0 | 0 | 0 | 8-4 | 3-1 | 1 | 2.81 | 46 |
| Apr 17 | NC STATE | | 2.1 | 1 | 1 | 1 | 2 | 1 | 0 | 0 | 1 | 0 | 0 | 0 | 0 | 2-5 | 3-1 | 1 | 2.95 | 40 |
| Apr 24 | at Boston College- | | 2.1 | 2 | 0 | 0 | 1 | 4 | 0 | 0 | 0 | 0 | 0 | 0 | 0 | 13-9 | 4-1 | 1 | 2.61 | 40 |
| Apr 27 | VALPARAISO | | 2.1 | 2 | 0 | 0 | 0 | 3 | 0 | 0 | 0 | 0 | 0 | 0 | 0 | 8-7 | 5-1 | 1 | 2.35 | 34 |
| May 01 | NORTH CAROLIN | | 0.0 | 1 | 2 | 2 | 1 | 0 | 1 | 0 | 0 | 1 | 1 | 0 | 0 | 13-12 | 5-1 | 1 | 3.13 | 6 |
| May 02 | NORTH CAROLIN | | 0.0 | 0 | 0 | 0 | 1 | 0 | 0 | 0 | 0 | 0 | 0 | 0 | 0 | 19-5 | 5-1 | 1 | 3.13 | 8 |
| May 08 | FLORIDA STATE- | | 1.1 | 2 | 1 | 1 | 1 | 1 | 2 | 0 | 0 | 0 | 0 | 1 | 0 | 1-7 | 5-1 | 1 | 3.33 | 28 |
| Totals | | 1 | 24.1 | 18 | 11 | 9 | 22 | 31 | 3 | 0 | 3 | 4 | 1 | 2 | 0 | 113-86 | 5-1 | 1 | 3.33 | - |

2021 NOTRE DAME BASEBALL GAME NOTES

#30 MITCH MEGIAS



Junior/RHP
Career Highs
IP: 3.0 (2/16/20 at UAB)
Strikeouts: 3 (2x, 2/22/20 vs. UTSA)

News & Notes
 •

CAREER SUMMARY

| Year | era | w-l | app | gs | cg | sho | sv | ip | h | r | er | bb | so | 2b | 3b | hr | bf | bavg | wp | hbp | bk | sfa | sha |
|--------------|-------------|------------|-----------|----------|----------|------------|----------|-------------|-----------|-----------|----------|----------|----------|----------|----------|----------|-----------|-------------|----------|----------|----------|----------|----------|
| 2019 | 5.87 | 1-0 | 7 | 1 | 0 | 0/0 | 1 | 7.2 | 10 | 5 | 5 | 2 | 3 | 0 | 0 | 0 | 37 | .286 | 2 | 0 | 0 | 0 | 0 |
| 2020 | 0.00 | 1-0 | 3 | 0 | 0 | 0/0 | 0 | 6.0 | 1 | 1 | 0 | 2 | 6 | 0 | 0 | 0 | 20 | .056 | 1 | 0 | 0 | 0 | 0 |
| 2021 | 81.00 | 0-0 | 2 | 0 | 0 | 0/0 | 0 | 0.1 | 3 | 4 | 3 | 1 | 0 | 0 | 0 | 0 | 5 | 1.000 | 0 | 0 | 0 | 0 | 1 |
| TOTAL | 5.14 | 2-0 | 12 | 1 | 0 | 0/0 | 1 | 14.0 | 14 | 10 | 8 | 5 | 9 | 0 | 0 | 0 | 62 | .250 | 3 | 0 | 0 | 0 | 1 |

2021 GAME-BY-GAME

| Date | Opponent | GS | IP | H | R | ER | BB | SO | 2B | 3B | HR | WP | BK | HBP | IBB | Score | W-L | Sv | ERA | NP |
|---------------|-------------------|----------|------------|----------|----------|----------|----------|----------|----------|----------|----------|----------|----------|----------|----------|--------------|------------|----------|--------------|----------|
| Apr 09 | GEORGIA TECH | | 0.1 | 1 | 2 | 2 | 1 | 0 | 0 | 0 | 0 | 0 | 0 | 0 | 0 | 10-9 | 0-0 | 0 | 54.00 | 9 |
| Apr 23 | at Boston College | | 0.0 | 2 | 2 | 1 | 0 | 0 | 0 | 0 | 0 | 0 | 0 | 0 | 0 | 0-10 | 0-0 | 0 | 81.00 | 3 |
| Totals | | 0 | 0.1 | 3 | 4 | 3 | 1 | 0 | 0 | 0 | 0 | 0 | 0 | 0 | 0 | 10-19 | 0-0 | 0 | 81.00 | - |

2021 NOTRE DAME BASEBALL GAME NOTES

#31 DANIEL JUNG



Graduate Student/INF,OF

Career Highs

Hits: 4 (3/2/19 vs. CSU)

Runs: 3 (3/29/19 at GT)

RBI: 6 (2/21/19 vs. EMU)

News & Notes

- Missed a majority of the 2020 season due to injury

CAREER SUMMARY

| Year | avg | gp-gs | ab | r | h | 2b | 3b | hr | rbi | tb | slg% | bb | hbp | so | gdp | ob% | sf | sh | sb-att | po | a | e | fld% |
|-------|------|---------|-----|----|-----|----|----|----|-----|-----|------|----|-----|-----|-----|------|----|----|--------|------|----|----|-------|
| 2017 | .223 | 56-48 | 166 | 13 | 37 | 7 | 0 | 4 | 19 | 56 | .337 | 25 | 2 | 44 | 4 | .325 | 4 | 6 | 1-3 | 390 | 25 | 9 | .979 |
| 2018 | .274 | 53-44 | 168 | 18 | 46 | 13 | 0 | 3 | 16 | 68 | .405 | 17 | 3 | 34 | 5 | .349 | 1 | 3 | 1-2 | 316 | 24 | 5 | .986 |
| 2019 | .272 | 53-53 | 217 | 31 | 59 | 9 | 1 | 5 | 40 | 85 | .392 | 15 | 5 | 45 | 3 | .325 | 6 | 1 | 1-2 | 435 | 32 | 6 | .987 |
| 2020 | .000 | 1-1 | 2 | 0 | 0 | 0 | 0 | 0 | 0 | 0 | .000 | 0 | 0 | 0 | 0 | .000 | 0 | 0 | 0-0 | 0 | 0 | 0 | .000 |
| 2021 | .100 | 11-1 | 10 | 0 | 1 | 0 | 0 | 0 | 0 | 1 | .100 | 0 | 0 | 1 | 1 | .100 | 0 | 0 | 0-0 | 5 | 0 | 0 | 1.000 |
| TOTAL | .254 | 174-147 | 563 | 62 | 143 | 29 | 1 | 12 | 75 | 210 | .373 | 57 | 10 | 124 | 13 | .328 | 11 | 10 | 3-7 | 1146 | 81 | 20 | .984 |

2021 GAME-BY-GAME

| Date | Opponent | Pos | AB | R | H | RBI | 2B | 3B | HR | BB | SB | CS | HBP | SAC | SF | GDP | K | PO | A | E | Avg | |
|--------|------------------|-----|----|---|---|-----|----|----|----|----|----|----|-----|-----|----|-----|---|----|---|---|-----|-------|
| Feb 27 | at Wake Forest-1 | ph | 1 | 0 | 1 | 0 | 0 | 0 | 0 | 0 | 0 | 0 | 0 | 0 | 0 | 0 | 0 | 0 | 0 | 0 | 0 | 1.000 |
| Mar 05 | at Clemson | ph | 1 | 0 | 0 | 0 | 0 | 0 | 0 | 0 | 0 | 0 | 0 | 0 | 0 | 0 | 0 | 0 | 0 | 0 | 0 | .500 |
| Mar 14 | at Virginia | *of | 2 | 0 | 0 | 0 | 0 | 0 | 0 | 0 | 0 | 0 | 0 | 0 | 0 | 0 | 1 | 2 | 0 | 0 | 0 | .250 |
| Mar 21 | DUKE | ph | 1 | 0 | 0 | 0 | 0 | 0 | 0 | 0 | 0 | 0 | 0 | 0 | 0 | 0 | 0 | 0 | 0 | 0 | 0 | .200 |
| Mar 26 | LOUISVILLE | ph | 1 | 0 | 0 | 0 | 0 | 0 | 0 | 0 | 0 | 0 | 0 | 0 | 0 | 0 | 0 | 0 | 0 | 0 | 0 | .167 |
| Apr 4 | at Pitt | ph | 1 | 0 | 0 | 0 | 0 | 0 | 0 | 0 | 0 | 0 | 0 | 0 | 0 | 0 | 0 | 0 | 0 | 0 | 0 | .143 |
| Apr 09 | GEORGIA TECH | ph | 1 | 0 | 0 | 0 | 0 | 0 | 0 | 0 | 0 | 0 | 0 | 0 | 0 | 0 | 0 | 0 | 0 | 0 | 0 | .125 |
| Apr 11 | GEORGIA TECH | ph | 0 | 0 | 0 | 0 | 0 | 0 | 0 | 0 | 0 | 0 | 0 | 0 | 0 | 0 | 0 | 0 | 0 | 0 | 0 | .125 |
| Apr 16 | NC STATE | 1b | 0 | 0 | 0 | 0 | 0 | 0 | 0 | 0 | 0 | 0 | 0 | 0 | 0 | 0 | 0 | 3 | 0 | 0 | 0 | .125 |
| Apr 17 | NC STATE | ph | 1 | 0 | 0 | 0 | 0 | 0 | 0 | 0 | 0 | 0 | 0 | 0 | 0 | 1 | 0 | 0 | 0 | 0 | 0 | .111 |
| May 08 | FLORIDA STATE- | ph | 1 | 0 | 0 | 0 | 0 | 0 | 0 | 0 | 0 | 0 | 0 | 0 | 0 | 0 | 0 | 0 | 0 | 0 | 0 | .100 |
| Totals | | 1gs | 10 | 0 | 1 | 0 | 0 | 0 | 0 | 0 | 0 | 0 | 0 | 0 | 0 | 1 | 1 | 5 | 0 | 0 | 0 | .100 |

On base pct. .100 • Slugging pct. .100

#36 JAMES HULBERT



Graduate Student/LHP

Career Highs
IP: 3.2, at Georgia (2/15/20)
Strikeouts: 5, vs. UMass (3/24/18)

News & Notes

- Made his Notre Dame debut against No. 14 Georgia Tech (4/9/21)
- Graduate transfer from Richmond

NOTRE DAME CAREER SUMMARY

| Year | era | w-l | app | gs | cg | sho | sv | ip | h | r | er | bb | so | 2b | 3b | hr | bf | bavg | wp | hbp | bk | sfa | sha |
|-------|------|-----|-----|----|----|-----|----|-----|---|---|----|----|----|----|----|----|----|------|----|-----|----|-----|-----|
| 2021 | 0.00 | 0-0 | 1 | 0 | 0 | 0/0 | 0 | 0.0 | 0 | 0 | 0 | 1 | 0 | 0 | 0 | 0 | 1 | .000 | 0 | 0 | 0 | 0 | 0 |
| TOTAL | 0.00 | 0-0 | 1 | 0 | 0 | 0/0 | 0 | 0.0 | 0 | 0 | 0 | 1 | 0 | 0 | 0 | 0 | 1 | .000 | 0 | 0 | 0 | 0 | 0 |

2021 GAME-BY-GAME

| Date | Opponent | GS | IP | H | R | ER | BB | SO | 2B | 3B | HR | WP | BK | HBP | IBB | Score | W-L | Sv | ERA | NP |
|--------|--------------|----|-----|---|---|----|----|----|----|----|----|----|----|-----|-----|-------|-----|----|------|----|
| Apr 09 | GEORGIA TECH | | 0.0 | 0 | 0 | 0 | 1 | 0 | 0 | 0 | 0 | 0 | 0 | 0 | 0 | 10-9 | 0-0 | 0 | 0.00 | 4 |
| Totals | | 0 | 0.0 | 0 | 0 | 0 | 1 | 0 | 0 | 0 | 0 | 0 | 0 | 0 | 0 | 10-9 | 0-0 | 0 | 0.00 | - |

2021 NOTRE DAME BASEBALL GAME NOTES

#37 JOE SHERIDAN



Graduate Student/LHP

Career Highs
IP: 8.0, vs. ECU (3/24/18)
Strikeouts: 9 (3x), MR at Miami (3/14/18)

News & Notes

- Earned his first save with the Irish against Virginia (3/12/21)
- Graduate transfer from UCF

NOTRE DAME CAREER SUMMARY

| Year | era | w-l | app | gs | cg | sho | sv | ip | h | r | er | bb | so | 2b | 3b | hr | bf | bavg | wp | hbp | bk | sfa | sha |
|-------|------|-----|-----|----|----|-----|----|------|----|----|----|----|----|----|----|----|-----|------|----|-----|----|-----|-----|
| 2021 | 5.31 | 1-2 | 15 | 3 | 0 | 0/0 | 3 | 40.2 | 50 | 27 | 24 | 17 | 30 | 10 | 0 | 5 | 191 | .303 | 2 | 6 | 0 | 2 | 1 |
| TOTAL | 5.31 | 1-2 | 15 | 3 | 0 | 0/0 | 3 | 40.2 | 50 | 27 | 24 | 17 | 30 | 10 | 0 | 5 | 191 | .303 | 2 | 6 | 0 | 2 | 1 |

2021 GAME-BY-GAME

| Date | Opponent | GS | IP | H | R | ER | BB | SO | 2B | 3B | HR | WP | BK | HBP | IBB | Score | W-L | Sv | ERA | NP |
|--------|--------------------|----|------|----|----|----|----|----|----|----|----|----|----|-----|-----|--------|-----|----|------|----|
| Mar 07 | at Clemson | | 3.0 | 2 | 0 | 0 | 1 | 1 | 1 | 0 | 0 | 0 | 0 | 1 | 0 | 3-2 | 0-0 | 0 | 0.00 | - |
| Mar 12 | at Virginia | | 5.0 | 1 | 0 | 0 | 2 | 7 | 0 | 0 | 0 | 1 | 0 | 0 | 0 | 10-5 | 0-0 | 1 | 0.00 | 63 |
| Mar 19 | DUKE | | 6.1 | 7 | 0 | 0 | 0 | 3 | 1 | 0 | 0 | 0 | 0 | 0 | 0 | 6-4 | 0-0 | 1 | 0.00 | 79 |
| Mar 26 | LOUISVILLE | * | 5.0 | 7 | 5 | 5 | 2 | 0 | 1 | 0 | 1 | 0 | 0 | 0 | 0 | 4-7 | 0-1 | 1 | 2.33 | 75 |
| Apr 3 | at Pitt | | 2.0 | 2 | 1 | 1 | 0 | 1 | 0 | 0 | 0 | 1 | 0 | 0 | 0 | 4-1 | 0-1 | 2 | 2.53 | 36 |
| Apr 5 | at Pitt | | 2.0 | 6 | 3 | 3 | 1 | 1 | 1 | 0 | 1 | 0 | 0 | 1 | 0 | 11-5 | 0-1 | 2 | 3.47 | 58 |
| Apr 09 | GEORGIA TECH | | 2.0 | 1 | 0 | 0 | 2 | 3 | 0 | 0 | 0 | 0 | 0 | 0 | 0 | 10-9 | 1-1 | 2 | 3.20 | 45 |
| Apr 11 | GEORGIA TECH | | 1.2 | 4 | 3 | 2 | 0 | 2 | 1 | 0 | 1 | 0 | 0 | 2 | 0 | 2-4 | 1-2 | 2 | 3.67 | 30 |
| Apr 18 | NC STATE | | 3.0 | 2 | 1 | 1 | 1 | 1 | 0 | 0 | 0 | 0 | 0 | 0 | 0 | 11-2 | 1-2 | 3 | 3.60 | 37 |
| Apr 24 | at Boston College- | | 0.1 | 4 | 3 | 3 | 1 | 0 | 1 | 0 | 0 | 0 | 0 | 0 | 0 | 13-9 | 1-2 | 3 | 4.45 | 23 |
| Apr 27 | VALPARAISO | | 1.2 | 1 | 2 | 0 | 2 | 2 | 0 | 0 | 0 | 0 | 0 | 1 | 0 | 8-7 | 1-2 | 3 | 4.22 | 32 |
| May 01 | NORTH CAROLIN | | 0.2 | 1 | 1 | 1 | 0 | 1 | 0 | 0 | 1 | 0 | 0 | 0 | 0 | 13-12 | 1-2 | 3 | 4.41 | 11 |
| May 02 | NORTH CAROLIN | * | 2.0 | 4 | 5 | 5 | 2 | 3 | 3 | 0 | 1 | 0 | 0 | 0 | 0 | 19-5 | 1-2 | 3 | 5.45 | 46 |
| May 08 | FLORIDA STATE- | | 2.0 | 3 | 2 | 2 | 1 | 1 | 1 | 0 | 0 | 0 | 0 | 1 | 0 | 1-7 | 1-2 | 3 | 5.65 | 33 |
| May 22 | at Virginia Tech | * | 4.0 | 5 | 1 | 1 | 2 | 4 | 0 | 0 | 0 | 0 | 0 | 0 | 0 | 7-1 | 1-2 | 3 | 5.31 | 60 |
| Totals | | 3 | 40.2 | 50 | 27 | 24 | 17 | 30 | 10 | 0 | 5 | 2 | 0 | 6 | 0 | 122-80 | 1-2 | 3 | 5.31 | - |

2021 NOTRE DAME BASEBALL GAME NOTES

#38 KYLE HESS



Sophomore/INF

Career Highs

Hits: 2 (2x, MR 4/13/21 vs. CMU)

Runs: 1 (3x, MR 4/27/21-2 vs. VALPO)

RBI: 2 (2x, MR 4/24/21-2 at BC)

News & Notes

- Tied a career high with two hits and set a career high with two RBI against Central Michigan (4/13/21)
- Made his collegiate debut against Pitt (4/4/21)
- Missed the 2020 season due to injury

CAREER SUMMARY

| Year | avg | gp-gs | ab | r | h | 2b | 3b | hr | rbi | tb | slg% | bb | hbp | so | gdp | ob% | sf | sh | sb-att | po | a | e | fld% |
|-------|------|-------|----|---|---|----|----|----|-----|----|------|----|-----|----|-----|------|----|----|--------|----|----|---|------|
| 2021 | .267 | 12-10 | 30 | 3 | 8 | 3 | 0 | 0 | 6 | 11 | .367 | 6 | 0 | 9 | 1 | .389 | 0 | 2 | 1-3 | 13 | 32 | 2 | .957 |
| TOTAL | .267 | 12-10 | 30 | 3 | 8 | 3 | 0 | 0 | 6 | 11 | .367 | 6 | 0 | 9 | 1 | .389 | 0 | 2 | 1-3 | 13 | 32 | 2 | .957 |

2021 GAME-BY-GAME

| Date | Opponent | Pos | AB | R | H | RBI | 2B | 3B | HR | BB | SB | CS | HBP | SAC | SF | GDP | K | PO | A | E | Avg | |
|--------|--------------------|------|------|----|---|-----|----|----|----|----|----|----|-----|-----|----|-----|---|----|----|---|-------|------|
| Apr 4 | at Pitt | *2b | 2 | 0 | 2 | 0 | 0 | 0 | 0 | 0 | 0 | 1 | 0 | 0 | 0 | 0 | 0 | 1 | 4 | 0 | 1.000 | |
| Apr 5 | at Pitt | *2b | 4 | 0 | 0 | 0 | 0 | 0 | 0 | 1 | 0 | 0 | 0 | 0 | 0 | 0 | 2 | 1 | 4 | 0 | .333 | |
| Apr 09 | GEORGIA TECH | *2b | 2 | 0 | 0 | 0 | 0 | 0 | 0 | 0 | 0 | 0 | 0 | 0 | 0 | 0 | 1 | 3 | 3 | 0 | .250 | |
| Apr 10 | GEORGIA TECH | *2b | 2 | 1 | 0 | 0 | 0 | 0 | 0 | 2 | 0 | 1 | 0 | 0 | 0 | 0 | 2 | 1 | 4 | 0 | .200 | |
| Apr 11 | GEORGIA TECH | *2b | 2 | 0 | 0 | 0 | 0 | 0 | 0 | 0 | 0 | 0 | 0 | 1 | 0 | 0 | 1 | 1 | 1 | 0 | .167 | |
| Apr 13 | CENTRAL MICHIG | *2b | 4 | 0 | 2 | 2 | 2 | 0 | 0 | 0 | 0 | 0 | 0 | 0 | 0 | 0 | 1 | 0 | 2 | 3 | 0 | .250 |
| Apr 23 | at Boston College | ph/2 | 2 | 0 | 0 | 0 | 0 | 0 | 0 | 0 | 0 | 0 | 0 | 0 | 0 | 0 | 2 | 1 | 0 | 0 | .222 | |
| Apr 24 | at Boston College | *2b | 3 | 0 | 1 | 0 | 0 | 0 | 0 | 1 | 0 | 0 | 0 | 0 | 0 | 0 | 0 | 0 | 4 | 0 | .238 | |
| Apr 24 | at Boston College- | *2b | 3 | 1 | 1 | 2 | 1 | 0 | 0 | 1 | 1 | 0 | 0 | 1 | 0 | 0 | 1 | 1 | 4 | 0 | .250 | |
| Apr 27 | VALPARAISO | *2b | 3 | 1 | 1 | 1 | 0 | 0 | 0 | 1 | 0 | 0 | 0 | 0 | 0 | 0 | 0 | 0 | 2 | 0 | .259 | |
| Apr 30 | NORTH CAROLIN | *2b | 2 | 0 | 1 | 1 | 0 | 0 | 0 | 0 | 0 | 0 | 0 | 0 | 0 | 0 | 0 | 1 | 3 | 1 | .276 | |
| May 08 | FLORIDA STATE- | 2b | 1 | 0 | 0 | 0 | 0 | 0 | 0 | 0 | 0 | 0 | 0 | 0 | 0 | 0 | 0 | 1 | 0 | 1 | .267 | |
| Totals | | | 10gs | 30 | 3 | 8 | 6 | 3 | 0 | 6 | 1 | 2 | 0 | 2 | 0 | 1 | 9 | 13 | 32 | 2 | .267 | |

On base pct. .389 • Slugging pct. .367

#41 JACKSON DENNIES



Freshman/RHP

Career Highs

IP: 1.0 (2x, MR 4/13/21 vs. CMU)

Strikeouts: 1 (3/23/21 vs. VALPO)

News & Notes

- Made his collegiate debut against Valpo (3/23/21)

CAREER SUMMARY

| Year | era | w-l | app | gs | cg | sho | sv | ip | h | r | er | bb | so | 2b | 3b | hr | bf | bavg | wp | hbp | bk | sfa | sha |
|-------|-------|-----|-----|----|----|-----|----|-----|---|---|----|----|----|----|----|----|----|------|----|-----|----|-----|-----|
| 2021 | 22.50 | 0-0 | 2 | 0 | 0 | 0/0 | 0 | 2.0 | 7 | 5 | 5 | 1 | 1 | 1 | 1 | 0 | 13 | .583 | 0 | 0 | 0 | 0 | 0 |
| TOTAL | 22.50 | 0-0 | 2 | 0 | 0 | 0/0 | 0 | 2.0 | 7 | 5 | 5 | 1 | 1 | 1 | 1 | 0 | 13 | .583 | 0 | 0 | 0 | 0 | 0 |

2021 GAME-BY-GAME

| Date | Opponent | GS | IP | H | R | ER | BB | SO | 2B | 3B | HR | WP | BK | HBP | IBB | Score | W-L | Sv | ERA | NP |
|--------|----------------|----|-----|---|---|----|----|----|----|----|----|----|----|-----|-----|-------|-----|----|-------|----|
| Mar 23 | VALPARAISO | | 1.0 | 4 | 3 | 3 | 0 | 1 | 0 | 1 | 0 | 0 | 0 | 0 | 0 | 6-3 | 0-0 | 0 | 27.00 | 32 |
| Apr 13 | CENTRAL MICHIG | | 1.0 | 3 | 2 | 2 | 1 | 0 | 1 | 0 | 0 | 0 | 0 | 0 | 0 | 8-4 | 0-0 | 0 | 22.50 | 24 |
| Totals | | 0 | 2.0 | 7 | 5 | 5 | 1 | 1 | 1 | 1 | 0 | 0 | 0 | 0 | 0 | 14-7 | 0-0 | 0 | 22.50 | - |

2021 NOTRE DAME BASEBALL GAME NOTES

#42 BROOKS COETZEE



Junior/OF

Career Highs

Hits: 3 (2x, MR 5/1/21 vs. UNC)

Runs: 3 (2/28/20 at PC)

RBI: 5 (2/28/21 at WF)

News & Notes

- Tied a career high with three hits against North Carolina (5/1/21)
- Set a career high with three hist against Virginia (3/14/21)
- Set a career high with five RBI against No. 16 Wake Forest (2/28/21)

CAREER SUMMARY

| Year | avg | gp-gs | ab | r | h | 2b | 3b | hr | rbi | tb | slg% | bb | hbp | so | gdp | ob% | sf | sh | sb-att | po | a | e | fld% |
|-------|------|-------|-----|----|----|----|----|----|-----|----|------|----|-----|----|-----|------|----|----|--------|-----|---|---|-------|
| 2019 | .217 | 20-13 | 46 | 5 | 10 | 2 | 0 | 0 | 4 | 12 | .261 | 3 | 3 | 12 | 0 | .308 | 0 | 1 | 0-0 | 20 | 0 | 2 | .909 |
| 2020 | .244 | 13-12 | 45 | 16 | 11 | 2 | 0 | 1 | 6 | 16 | .356 | 11 | 5 | 11 | 0 | .443 | 0 | 0 | 2-2 | 28 | 0 | 0 | 1.000 |
| 2021 | .248 | 36-29 | 113 | 17 | 28 | 7 | 1 | 3 | 21 | 46 | .407 | 8 | 6 | 31 | 3 | .328 | 1 | 0 | 9-10 | 65 | 3 | 0 | 1.000 |
| TOTAL | .240 | 69-54 | 204 | 38 | 49 | 11 | 1 | 4 | 31 | 74 | .363 | 22 | 14 | 54 | 3 | .353 | 1 | 1 | 11-12 | 113 | 3 | 2 | .983 |

2021 GAME-BY-GAME

| Date | Opponent | Pos | AB | R | H | RBI | 2B | 3B | HR | BB | SB | CS | HBP | SAC | SF | GDP | K | PO | A | E | Avg | |
|---------|--------------------|-------|------|-----|----|-----|----|----|----|----|----|----|-----|-----|----|-----|---|----|----|---|------|------|
| Feb 27 | at Wake Forest-1 | *of | 2 | 0 | 0 | 0 | 0 | 0 | 0 | 1 | 0 | 0 | 1 | 0 | 0 | 0 | 1 | 0 | 0 | 0 | .000 | |
| Feb 27 | at Wake Forest-2 | *of | 4 | 0 | 0 | 0 | 0 | 0 | 0 | 0 | 0 | 0 | 1 | 0 | 0 | 0 | 2 | 2 | 0 | 0 | .000 | |
| Feb 28 | at Wake Forest | *of | 4 | 0 | 2 | 5 | 2 | 0 | 0 | 0 | 0 | 0 | 1 | 0 | 0 | 0 | 1 | 1 | 0 | 0 | .200 | |
| Mar 05 | at Clemson | *of | 4 | 0 | 0 | 0 | 0 | 0 | 0 | 0 | 0 | 0 | 0 | 0 | 0 | 0 | 1 | 2 | 0 | 0 | .143 | |
| Mar 06 | at Clemson | of | 1 | 0 | 0 | 0 | 0 | 0 | 0 | 0 | 0 | 0 | 0 | 0 | 0 | 0 | 0 | 1 | 0 | 0 | .133 | |
| Mar 07 | at Clemson | *of | 5 | 0 | 1 | 0 | 1 | 0 | 0 | 0 | 0 | 0 | 0 | 0 | 0 | 0 | 1 | 1 | 0 | 0 | .150 | |
| Mar 12 | at Virginia | *of | 3 | 2 | 1 | 3 | 0 | 0 | 1 | 1 | 1 | 0 | 0 | 0 | 0 | 0 | 2 | 3 | 0 | 0 | .174 | |
| Mar 13 | at Virginia | *of | 5 | 2 | 2 | 2 | 0 | 0 | 1 | 0 | 0 | 0 | 0 | 0 | 0 | 0 | 2 | 4 | 0 | 0 | .214 | |
| Mar 14 | at Virginia | *of | 5 | 0 | 3 | 2 | 0 | 0 | 0 | 0 | 2 | 0 | 0 | 0 | 0 | 0 | 1 | 6 | 0 | 0 | .273 | |
| Mar 19 | DUKE | *of | 5 | 0 | 2 | 0 | 0 | 0 | 0 | 0 | 0 | 0 | 0 | 0 | 0 | 0 | 1 | 4 | 1 | 0 | .289 | |
| Mar 20 | DUKE | *of | 3 | 0 | 0 | 0 | 0 | 0 | 0 | 0 | 0 | 0 | 0 | 0 | 0 | 0 | 0 | 1 | 0 | 0 | .268 | |
| Mar 21 | DUKE | *of | 3 | 0 | 0 | 0 | 0 | 0 | 0 | 0 | 0 | 0 | 0 | 0 | 0 | 1 | 0 | 0 | 0 | 0 | .250 | |
| Mar 23 | VALPARAISO | *of | 3 | 1 | 1 | 0 | 0 | 0 | 0 | 1 | 1 | 0 | 0 | 0 | 0 | 0 | 1 | 0 | 0 | 0 | .255 | |
| Mar 26 | LOUISVILLE | *of | 4 | 0 | 1 | 0 | 0 | 0 | 0 | 0 | 0 | 0 | 0 | 0 | 0 | 0 | 0 | 1 | 0 | 0 | .255 | |
| Mar 27 | LOUISVILLE | *of | 3 | 1 | 1 | 1 | 0 | 0 | 0 | 0 | 0 | 0 | 0 | 0 | 0 | 0 | 1 | 3 | 0 | 0 | .259 | |
| Apr 3 | at Pitt | *of | 4 | 0 | 2 | 1 | 0 | 0 | 0 | 0 | 1 | 0 | 0 | 0 | 0 | 0 | 1 | 1 | 1 | 0 | .276 | |
| Apr 4 | at Pitt | *of | 4 | 0 | 0 | 0 | 0 | 0 | 0 | 0 | 0 | 0 | 0 | 0 | 0 | 1 | 2 | 2 | 0 | 0 | .258 | |
| Apr 5 | at Pitt | *of | 5 | 0 | 0 | 1 | 0 | 0 | 0 | 0 | 0 | 0 | 0 | 0 | 0 | 0 | 1 | 1 | 0 | 0 | .239 | |
| Apr 09 | GEORGIA TECH | ph/of | 1 | 1 | 1 | 0 | 0 | 0 | 0 | 0 | 0 | 0 | 0 | 0 | 0 | 0 | 0 | 1 | 0 | 0 | .250 | |
| Apr 11 | GEORGIA TECH | ph/of | 1 | 0 | 0 | 0 | 0 | 0 | 0 | 0 | 0 | 0 | 0 | 0 | 0 | 0 | 1 | 0 | 0 | 0 | .246 | |
| Apr 16 | NC STATE | of | 0 | 0 | 0 | 0 | 0 | 0 | 0 | 0 | 0 | 0 | 0 | 0 | 0 | 0 | 0 | 0 | 0 | 0 | .246 | |
| Apr 18 | NC STATE | *of | 4 | 1 | 1 | 2 | 1 | 0 | 0 | 0 | 2 | 0 | 1 | 0 | 0 | 0 | 0 | 2 | 0 | 0 | .247 | |
| Apr 23 | at Boston College | *of | 2 | 0 | 0 | 0 | 0 | 0 | 0 | 0 | 0 | 0 | 0 | 0 | 0 | 0 | 1 | 1 | 0 | 0 | .240 | |
| Apr 24 | at Boston College | of | 2 | 0 | 0 | 0 | 0 | 0 | 0 | 0 | 0 | 0 | 0 | 0 | 0 | 0 | 2 | 1 | 0 | 0 | .234 | |
| Apr 24 | at Boston College- | of | 0 | 0 | 0 | 0 | 0 | 0 | 0 | 0 | 0 | 0 | 0 | 0 | 0 | 0 | 0 | 1 | 0 | 0 | .234 | |
| Apr 27 | VALPARAISO | of | 1 | 0 | 0 | 0 | 0 | 0 | 0 | 0 | 0 | 0 | 1 | 0 | 0 | 0 | 1 | 3 | 0 | 0 | .231 | |
| Apr 30 | NORTH CAROLIN | *of | 3 | 1 | 1 | 0 | 1 | 0 | 0 | 0 | 0 | 1 | 1 | 0 | 0 | 0 | 0 | 2 | 0 | 0 | .235 | |
| May 01 | NORTH CAROLIN | *of | 4 | 2 | 3 | 1 | 0 | 0 | 0 | 1 | 0 | 0 | 0 | 0 | 1 | 0 | 0 | 3 | 0 | 0 | .259 | |
| May 02 | NORTH CAROLIN | *of | 4 | 2 | 1 | 3 | 0 | 0 | 1 | 1 | 0 | 0 | 0 | 0 | 0 | 0 | 1 | 5 | 0 | 0 | .258 | |
| May 07 | FLORIDA STATE | *of | 3 | 0 | 0 | 0 | 0 | 0 | 0 | 1 | 0 | 0 | 0 | 0 | 0 | 0 | 0 | 1 | 0 | 0 | .250 | |
| May 08 | FLORIDA STATE- | *of | 3 | 0 | 1 | 0 | 1 | 0 | 0 | 1 | 0 | 0 | 0 | 0 | 0 | 0 | 0 | 0 | 0 | 0 | .253 | |
| May 08 | FLORIDA STATE- | *of | 4 | 0 | 1 | 0 | 0 | 0 | 0 | 0 | 0 | 0 | 0 | 0 | 0 | 0 | 1 | 5 | 0 | 0 | .253 | |
| 05-11-2 | at Valparaiso | *of | 3 | 1 | 1 | 0 | 0 | 1 | 0 | 1 | 0 | 0 | 0 | 0 | 0 | 1 | 0 | 3 | 1 | 0 | .255 | |
| May 20 | at Virginia Tech | *of | 3 | 2 | 1 | 0 | 1 | 0 | 0 | 1 | 0 | 0 | 0 | 0 | 0 | 0 | 1 | 1 | 0 | 0 | .257 | |
| May 21 | at Virginia Tech | *of | 4 | 0 | 0 | 0 | 0 | 0 | 0 | 0 | 0 | 0 | 0 | 0 | 0 | 0 | 2 | 2 | 0 | 0 | .248 | |
| May 22 | at Virginia Tech | *of | 4 | 1 | 1 | 0 | 0 | 0 | 0 | 0 | 1 | 0 | 0 | 0 | 0 | 0 | 3 | 1 | 0 | 0 | .248 | |
| Totals | | | 29gs | 113 | 17 | 28 | 21 | 7 | 1 | 3 | 8 | 9 | 1 | 6 | 0 | 1 | 3 | 31 | 65 | 3 | 0 | .248 |

On base pct. .328 • Slugging pct. .407

2021 NOTRE DAME BASEBALL GAME NOTES

#43 WILL MERCER



Junior/LHP

Career Highs

IP: 5.0 (3x, MR 5/7/21 vs. FSU)

Strikeouts: 5 (2x, MR 3/23/21 at VALPO)

News & Notes

- Tied a career high with 5.0 innings pitched against No. 13 Florida State (5/7/21)
- Tied a career high with 5.0 innings pitched against NC State (4/16/21)
- Tied a career high with five strikeouts in the win over Valpo (3/23/21)
- Earned his first career save against Clemson (3/6/21)

CAREER SUMMARY

| Year | era | w-l | app | gs | cg | sho | sv | ip | h | r | er | bb | so | 2b | 3b | hr | bf | bavg | wp | hbp | bk | sfa | sha |
|-------|------|-----|-----|----|----|-----|----|------|----|----|----|----|----|----|----|----|-----|------|----|-----|----|-----|-----|
| 2020 | 5.93 | 1-0 | 4 | 4 | 0 | 0/1 | 0 | 13.2 | 13 | 9 | 9 | 3 | 12 | 2 | 0 | 1 | 60 | .255 | 2 | 5 | 0 | 1 | 0 |
| 2021 | 5.36 | 2-2 | 15 | 8 | 0 | 0/1 | 2 | 43.2 | 49 | 27 | 26 | 17 | 39 | 5 | 0 | 6 | 196 | .282 | 0 | 3 | 1 | 1 | 1 |
| TOTAL | 5.49 | 3-2 | 19 | 12 | 0 | 0/2 | 2 | 57.1 | 62 | 36 | 35 | 20 | 51 | 7 | 0 | 7 | 256 | .276 | 2 | 8 | 1 | 2 | 1 |

2021 GAME-BY-GAME

| Date | Opponent | GS | IP | H | R | ER | BB | SO | 2B | 3B | HR | WP | BK | HBP | IBB | Score | W-L | Sv | ERA | NP |
|---------|-------------------|----|------|----|----|----|----|----|----|----|----|----|----|-----|-----|-------|-----|----|-------|----|
| Feb 27 | at Wake Forest-1 | | 3.0 | 5 | 4 | 4 | 1 | 2 | 0 | 0 | 3 | 0 | 0 | 0 | 0 | 8-10 | 0-0 | 0 | 12.00 | 50 |
| Mar 06 | at Clemson | | 2.0 | 1 | 0 | 0 | 1 | 0 | 0 | 0 | 0 | 0 | 0 | 0 | 0 | 3-1 | 0-0 | 1 | 7.20 | - |
| Mar 12 | at Virginia | * | 2.1 | 2 | 3 | 3 | 2 | 3 | 1 | 0 | 0 | 0 | 1 | 0 | 0 | 10-5 | 0-0 | 1 | 8.59 | 45 |
| Mar 19 | DUKE | * | 3.1 | 4 | 3 | 3 | 1 | 3 | 0 | 0 | 0 | 0 | 0 | 0 | 0 | 6-4 | 0-0 | 1 | 8.44 | 50 |
| Mar 23 | VALPARAISO | | 3.0 | 2 | 0 | 0 | 0 | 5 | 1 | 0 | 0 | 0 | 0 | 0 | 0 | 6-3 | 1-0 | 1 | 6.59 | 42 |
| Mar 26 | LOUISVILLE | | 0.0 | 0 | 0 | 0 | 0 | 0 | 0 | 0 | 0 | 0 | 0 | 0 | 0 | 4-7 | 1-0 | 1 | 6.59 | 4 |
| Apr 3 | at Pitt | * | 4.0 | 3 | 0 | 0 | 1 | 4 | 1 | 0 | 0 | 0 | 0 | 1 | 0 | 4-1 | 1-0 | 1 | 5.09 | 60 |
| Apr 09 | GEORGIA TECH | * | 2.0 | 8 | 5 | 4 | 0 | 4 | 1 | 0 | 1 | 0 | 0 | 0 | 0 | 10-9 | 1-0 | 1 | 6.41 | 56 |
| Apr 13 | CENTRAL MICHIG | | 1.1 | 2 | 0 | 0 | 0 | 1 | 0 | 0 | 0 | 0 | 0 | 0 | 0 | 8-4 | 1-0 | 1 | 6.00 | 25 |
| Apr 16 | NC STATE | * | 5.0 | 6 | 2 | 2 | 1 | 3 | 1 | 0 | 0 | 0 | 0 | 0 | 0 | 3-2 | 1-0 | 1 | 5.54 | 74 |
| Apr 23 | at Boston College | * | 4.0 | 8 | 7 | 7 | 3 | 3 | 0 | 0 | 2 | 0 | 0 | 0 | 0 | 0-10 | 1-1 | 1 | 6.90 | 86 |
| Apr 30 | NORTH CAROLIN | * | 4.2 | 3 | 0 | 0 | 4 | 3 | 0 | 0 | 0 | 0 | 0 | 0 | 0 | 4-0 | 1-1 | 1 | 5.97 | 77 |
| May 07 | FLORIDA STATE | * | 5.0 | 2 | 2 | 2 | 2 | 3 | 0 | 0 | 0 | 0 | 0 | 1 | 0 | 2-5 | 1-2 | 1 | 5.67 | 62 |
| 05-11-2 | at Valparaiso | | 1.0 | 0 | 1 | 1 | 1 | 2 | 0 | 0 | 0 | 0 | 0 | 1 | 0 | 7-4 | 2-2 | 1 | 5.75 | 20 |
| May 22 | at Virginia Tech | | 3.0 | 3 | 0 | 0 | 0 | 3 | 0 | 0 | 0 | 0 | 0 | 0 | 0 | 7-1 | 2-2 | 2 | 5.36 | 38 |
| Totals | | 8 | 43.2 | 49 | 27 | 26 | 17 | 39 | 5 | 0 | 6 | 0 | 1 | 3 | 0 | 82-66 | 2-2 | 2 | 5.36 | - |

2021 NOTRE DAME BASEBALL GAME NOTES

#45 ALEX RAO



Junior/RHP

Career Highs
IP: 5.1 (3/21/21 vs DU)
Strikeouts: 8 (4/10/21 vs GT)

News & Notes

- Set a career high with eight strikeouts against No. 14 Georgia Tech (4/10/21)
- Set a career high with 5.1 innings pitched against Duke (3/21/21)
- Earned his first career save against No. 16 Wake Forest after tying a career high with 4.2 innings pitched (2/28/21)

CAREER SUMMARY

| Year | era | w-l | app | gs | cg | sho | sv | ip | h | r | er | bb | so | 2b | 3b | hr | bf | bavg | wp | hbp | bk | sfa | sha |
|--------------|-------------|------------|-----------|----------|----------|------------|----------|-------------|-----------|-----------|-----------|-----------|-----------|-----------|----------|----------|------------|-------------|----------|----------|----------|----------|----------|
| 2019 | 9.45 | 0-0 | 5 | 0 | 0 | 0/0 | 0 | 6.2 | 12 | 8 | 7 | 4 | 4 | 3 | 0 | 0 | 36 | .400 | 1 | 1 | 0 | 1 | 0 |
| 2020 | 6.08 | 0-0 | 4 | 4 | 0 | 0/0 | 0 | 13.1 | 16 | 10 | 9 | 7 | 14 | 5 | 0 | 1 | 62 | .296 | 2 | 1 | 0 | 0 | 0 |
| 2021 | 2.84 | 2-1 | 12 | 1 | 0 | 0/2 | 2 | 31.2 | 17 | 11 | 10 | 19 | 32 | 4 | 0 | 2 | 127 | .162 | 4 | 3 | 0 | 0 | 0 |
| TOTAL | 4.53 | 2-1 | 21 | 5 | 0 | 0/2 | 2 | 51.2 | 45 | 29 | 26 | 30 | 50 | 12 | 0 | 3 | 225 | .238 | 7 | 5 | 0 | 1 | 0 |

2021 GAME-BY-GAME

| Date | Opponent | GS | IP | H | R | ER | BB | SO | 2B | 3B | HR | WP | BK | HBP | IBB | Score | W-L | Sv | ERA | NP |
|---------------|--------------------|----------|-------------|-----------|-----------|-----------|-----------|-----------|----------|----------|----------|----------|----------|----------|----------|--------------|------------|----------|-------------|----------|
| Feb 28 | at Wake Forest | | 4.2 | 1 | 0 | 0 | 1 | 3 | 0 | 0 | 0 | 0 | 0 | 0 | 1 | 10-0 | 0-0 | 1 | 0.00 | 66 |
| Mar 13 | at Virginia | | 2.0 | 1 | 1 | 1 | 1 | 1 | 0 | 0 | 1 | 0 | 0 | 0 | 0 | 12-4 | 0-0 | 1 | 1.35 | 25 |
| Mar 21 | DUKE | | 5.1 | 1 | 0 | 0 | 2 | 5 | 1 | 0 | 0 | 0 | 0 | 0 | 0 | 0-2 | 0-0 | 1 | 0.75 | 69 |
| Mar 27 | LOUISVILLE | | 1.1 | 2 | 1 | 1 | 1 | 0 | 0 | 0 | 1 | 0 | 0 | 0 | 0 | 5-3 | 0-0 | 1 | 1.35 | 31 |
| Apr 10 | GEORGIA TECH | | 3.0 | 3 | 0 | 0 | 1 | 8 | 1 | 0 | 0 | 0 | 0 | 0 | 0 | 7-0 | 0-0 | 2 | 1.10 | 54 |
| Apr 13 | CENTRAL MICHIG | | 4.1 | 0 | 0 | 0 | 4 | 5 | 0 | 0 | 0 | 0 | 0 | 0 | 0 | 8-4 | 1-0 | 2 | 0.87 | 61 |
| Apr 17 | NC STATE | | 2.0 | 0 | 0 | 0 | 0 | 2 | 0 | 0 | 0 | 0 | 0 | 0 | 0 | 2-5 | 1-0 | 2 | 0.79 | 18 |
| Apr 24 | at Boston College- | | 2.2 | 1 | 1 | 0 | 1 | 4 | 0 | 0 | 0 | 3 | 0 | 1 | 1 | 13-9 | 1-0 | 2 | 0.71 | 50 |
| Apr 27 | VALPARAISO | | 0.1 | 3 | 2 | 2 | 1 | 0 | 1 | 0 | 0 | 1 | 0 | 0 | 0 | 8-7 | 1-0 | 2 | 1.40 | 17 |
| May 01 | NORTH CAROLIN | | 0.2 | 1 | 3 | 3 | 2 | 0 | 0 | 0 | 0 | 0 | 0 | 0 | 0 | 13-12 | 1-0 | 2 | 2.39 | 18 |
| May 08 | FLORIDA STATE- | * | 3.1 | 1 | 3 | 3 | 3 | 3 | 1 | 0 | 0 | 0 | 0 | 1 | 0 | 1-7 | 1-1 | 2 | 3.03 | 68 |
| May 22 | at Virginia Tech | | 2.0 | 3 | 0 | 0 | 2 | 1 | 0 | 0 | 0 | 0 | 0 | 0 | 0 | 7-1 | 2-1 | 2 | 2.84 | 45 |
| Totals | | 1 | 31.2 | 17 | 11 | 10 | 19 | 32 | 4 | 0 | 2 | 4 | 0 | 3 | 1 | 86-54 | 2-1 | 2 | 2.84 | - |

#55 DOMINIC CANCELLIERI



Sophomore/RHP

Career Highs
IP: 3.0 (2/21/20 vs UIW)
Strikeouts: 4 (2x, MR 4/5/21 vs. UP)

News & Notes

- Tied a career high with four strikeouts against Pitt (4/5/21)

CAREER SUMMARY

| Year | era | w-l | app | gs | cg | sho | sv | ip | h | r | er | bb | so | 2b | 3b | hr | bf | bavg | wp | hbp | bk | sfa | sha |
|-------|------|-----|-----|----|----|-----|----|------|----|----|----|----|----|----|----|----|-----|------|----|-----|----|-----|-----|
| 2020 | 4.32 | 0-1 | 6 | 1 | 0 | 0/1 | 1 | 8.1 | 9 | 7 | 4 | 5 | 12 | 1 | 0 | 2 | 39 | .281 | 3 | 1 | 0 | 0 | 1 |
| 2021 | 6.43 | 0-0 | 9 | 3 | 0 | 0/0 | 0 | 14.0 | 18 | 12 | 10 | 13 | 16 | 3 | 0 | 4 | 74 | .321 | 1 | 3 | 0 | 0 | 2 |
| TOTAL | 5.64 | 0-1 | 15 | 4 | 0 | 0/1 | 1 | 22.1 | 27 | 19 | 14 | 18 | 28 | 4 | 0 | 6 | 113 | .307 | 4 | 4 | 0 | 0 | 3 |

2021 GAME-BY-GAME

| Date | Opponent | GS | IP | H | R | ER | BB | SO | 2B | 3B | HR | WP | BK | HBP | IBB | Score | W-L | Sv | ERA | NP |
|---------|-------------------|----|------|----|----|----|----|----|----|----|----|----|----|-----|-----|-------|-----|----|-------|----|
| Mar 05 | at Clemson | | 0.1 | 3 | 4 | 4 | 2 | 0 | 0 | 0 | 2 | 1 | 0 | 0 | 0 | 7-13 | 0-0 | 0 | 108.0 | - |
| Mar 14 | at Virginia | * | 2.0 | 4 | 2 | 1 | 2 | 2 | 0 | 0 | 1 | 0 | 0 | 0 | 0 | 8-3 | 0-0 | 0 | 19.29 | 40 |
| Apr 5 | at Pitt | | 2.2 | 2 | 1 | 1 | 1 | 4 | 0 | 0 | 0 | 0 | 0 | 0 | 0 | 11-5 | 0-0 | 0 | 10.80 | 48 |
| Apr 09 | GEORGIA TECH | | 0.1 | 0 | 0 | 0 | 0 | 0 | 0 | 0 | 0 | 0 | 0 | 0 | 1 | 10-9 | 0-0 | 0 | 10.12 | 14 |
| Apr 11 | GEORGIA TECH | * | 1.2 | 4 | 1 | 1 | 1 | 2 | 1 | 0 | 0 | 0 | 0 | 0 | 0 | 2-4 | 0-0 | 0 | 9.00 | 34 |
| Apr 13 | CENTRAL MICHIG | | 0.2 | 0 | 0 | 0 | 3 | 1 | 0 | 0 | 0 | 0 | 0 | 0 | 0 | 8-4 | 0-0 | 0 | 8.22 | 27 |
| Apr 23 | at Boston College | | 2.0 | 2 | 1 | 1 | 0 | 3 | 1 | 0 | 1 | 0 | 0 | 0 | 0 | 0-10 | 0-0 | 0 | 7.45 | 26 |
| May 08 | FLORIDA STATE- | | 2.1 | 3 | 1 | 0 | 0 | 3 | 1 | 0 | 0 | 0 | 0 | 1 | 0 | 1-7 | 0-0 | 0 | 6.00 | 36 |
| 05-11-2 | at Valparaiso | * | 2.0 | 0 | 2 | 2 | 4 | 1 | 0 | 0 | 0 | 0 | 0 | 1 | 0 | 7-4 | 0-0 | 0 | 6.43 | 41 |
| Totals | | 3 | 14.0 | 18 | 12 | 10 | 13 | 16 | 3 | 0 | 4 | 1 | 0 | 3 | 0 | 54-59 | 0-0 | 0 | 6.43 | - |

THE LAST TIME

| | |
|--|---|
| PLAYER HIT A GRAND SLAM | Alex Brait, February 27, 2021 at Wake Forest (5-4 win/game two of DH) |
| PLAYER LED OFF A GAME WITH A HR | Nick Podkul, April 21, 2017 at #19 Virginia (14-4 loss/game one of DH) |
| PLAYER HAD A FIRST INNING HR (NOT LEAD OFF) | Niko Kavadas, March 14, 2021 at Virginia (8-3 win) |
| PLAYER LED OFF AN INNING WITH A HOMER | David LaManna, May 22, 2021 at Virginia Tech (7-1 win) |
| PLAYER HIT FOR THE CYCLE | Zak Kutsulis, March 11, 2016 at #4 Louisville (4-5; 1B, HR, 3B, RBI 2B) |
| PLAYER HIT TWO HOME RUNS IN ONE GAME | Niko Kavadas, March 23, 2021 vs. Valparaiso (6-3 win) |
| PLAYER HIT THREE HOME RUNS IN A GAME | Jake Shepski, March 24, 2016 at Virginia Tech (5-6, 3 HR, 2B, 3B, 9 RBI, 4 R, 17 TB) |
| PLAYER HIT AN INSIDE-THE-PARK HOME RUN | Ryan Cole, March 20, 2021, vs. Duke |
| PLAYER HAD 8 AT BATS IN A GAME | Frank DeSico & Charlie Markson, May 3, 2013 vs USF (8-2 loss in 19) |
| PLAYER SCORED FOUR RUNS IN A GAME | Jared Miller, February 28, 2021 at No. 16 Wake Forest (3-5, 4 R, 1 RBI) |
| PLAYER SCORED FIVE RUNS IN A GAME | A.J. Pollock, Mar. 26, 2008 vs UW-Milwaukee (4-5, 3B, BB, 5 R) |
| PLAYER HAD 4 HITS IN A GAME | Carter Putz, April 13, 2021 vs. Central Michigan (4-4, 2 R, 2 RBI) |
| PLAYER HAD 5 HITS IN A GAME | Jake Johnson, May 16, 2017 vs. Western Michigan (5-5, 2 RBI, R) |
| PLAYER HAD 6 HITS IN A GAME | Steve Sollmann, June 1, 2002 vs South Alabama NAAs (6-7; 25-1 win) |
| PLAYER HAD 6 RBI IN A GAME | Daniel Jung, Feb. 21, 2019 vs. Eastern Michigan (11-3 win) |
| PLAYER HAD 7 RBI IN A GAME | Eric Gilgenbach, Feb. 18, 2018 at #9 LSU (11-3 win) |
| PLAYER HAD 8+ RBI IN A GAME | Jake Shepski, March 24, 2016 at Virginia Tech (5-6, 3 HR, 2B, 3B, 9 RBI, 4 R, 17 TB) |
| PLAYER HAD 2 GROUND-RULE DOUBLES IN A GAME | Kyle Fiala, April 28, 2015 vs. Michigan State (9-6 loss in 12) |
| PLAYER HAD 3 DOUBLES IN A GAME | Robert Youngdahl, March 14, 2015 at Clemson (11-6 win) |
| PLAYER HIT 2 TRIPLES IN A GAME | Jake Shepski, Apr. 22, 2015 vs Chicago State (3-4, 2 3B, 1 2B, 3 RBI, 2 R in 10-0 win) |
| PLAYER HIT 3 TRIPLES IN A GAME | Bob Roemer, Apr. 15, 1973 vs Xavier (11-3 win) |
| PLAYER RECORDED 10-14 TOTAL BASES | Daniel Jung, March 5, 2017 vs. Monmouth (Cary, NC) (3-3, 2 solo HR, 2B, sac bunt - 10 TB) |
| PLAYER RECORDED 15+ TOTAL BASES | Jake Shepski, March 24, 2016 at Virginia Tech (5-6, 3 HR, 2B, 3B, 9 RBI, 4 R, 17 TB) |
| PLAYER WALKED THREE TIMES IN A GAME | Jack Brannigan, April 27, 2021 vs. Valpo (8-7 win) |
| PLAYER WALKED FOUR TIMES IN A GAME | Zack Prajzner, March 13, 2021 at Virginia (0-1, 4 BB in 12-4 win) |
| PLAYER WAS HIT BY A PITCH THREE OR MORE TIMES | Brett Lilley, Apr. 18, 2008 at West Virginia (0-3, 3 HBP, 2 R, RBI) |
| PLAYER STRUCK OUT FIVE OR MORE TIMES IN A GAME | Ross Brezovsky, June 2, 2006 vs Coll. of Charleston in NCAA Lexington, Ky. Regional (2-8, 6 K) |
| PLAYER HAD TWO SAC BUNTS IN A GAME | Daniel Jung, April 26, 2017 vs. Eastern Michigan (0-2, 2 SAC) |
| PLAYER HAD TWO SAC FLIES IN A GAME | Daniel Jung, April 2, 2017 vs. NC State (9-2 loss) |
| PLAYER STOLE 3 BASES IN A GAME | Spencer Myers, April 24, 2021 at Boston College (5-2 win) |
| PLAYER STRANDED 6-9 RUNNERS ON BASE | Patrick McDonald, March 21, 2017 vs. Northern Illinois (1-5, 1 RBI, 2 R, 6 LOB) |
| PLAYER STRANDED 10 OR MORE RUNNERS ON BASE | Evan Sharpley, May 19, 2009 vs St. John's (1-6, RBI, 10 LOB) |
| NOTRE DAME STOLE FOUR OR MORE BASES IN A GAME | 4, April 24, 2021 at Boston College (5-2 win) |
| NOTRE DAME STOLE EIGHT OR MORE BASES IN A GAME | 14, March 26, 2019 vs. Chicago State (6-3 win) |
| NOTRE DAME WAS WALKED 10 OR MORE TIMES IN A GAME | 12, March 26, 2019 vs. Chicago State (6-3 win) |
| NOTRE DAME WAS HIT BY FIVE OR MORE PITCHES IN A GAME | 6, Feb. 19, 2015 vs Incarnate Word (14-1 win) |
| NOTRE DAME HIT THREE HOMERS IN AN INNING | 5th inning vs. #22 Clemson (Phil Mosey, Robert Youngdahl, Cavan Biggio), May 11, 2014 |
| NOTRE DAME HIT THREE HOMERS IN A GAME | vs. NC State (Zack Prajzner, Jack Brannigan, Niko Kavadas), April 18, 2021 |
| NOTRE DAME HIT FOUR HOMERS IN A GAME | vs. North Carolina (Carter Putz, David LaManna, Brooks Coetzee & Zack Prajzner); May 2, 2021 |
| NOTRE DAME HIT FIVE HOMERS IN A GAME | vs. #2 NC State (Eric Gilgenbach (2), Nick Podkul, Matt Vierling, Niko Kavadas), April 13, 2018 |
| NOTRE DAME HIT BACK-TO-BACK HOME RUNS | Nick Podkul & Matt Vierling, May 15, 2018 (19-10 win over Northwestern) |
| NOTRE DAME WON ON A WALK-OFF HIT (NOT HR) | Zack Prajzner, April 14, 2019 (4-3 win over No. 21 North Carolina, walk-off single) |
| NOTRE DAME WON ON A WALK-OFF WILD PITCH | vs. Akron (Macon, Ga.), Feb. 28, 2015 (5-4 win) |
| NOTRE DAME WON ON A WALK-OFF HOME RUN | Ryan Cole (3/27/21 vs. No. 6 Louisville; 2-run homer in the 9th; 5-3 win) |

THE LAST TIME

| | |
|---|--|
| NOTRE DAME WON ON A WALK-OFF ERROR | vs. Wake Forest, April 1, 2016 (E6 on Throw, 6-5 win) |
| NOTRE DAME WON ON A WALK-OFF WALK | Niko Kavadas, May 11, 2019 (5-4 win over Canisius) |
| NOTRE DAME WON ON A WALK-OFF BALK | Daniel Jung, May 12, 2019 (3-2 win (11) over Canisius) |
| AN OPPONENT HIT THREE HOME RUNS IN ONE GAME | Adam Duvall (at Louisville), Apr. 26, 2009 (4-4, 3 HR, 7 RBI in 13-12 ND win) |
| AN OPPONENT HIT A WALK-OFF HOME RUN | Dominic Cuoci (Saint Joseph's), March 14, 2018 in Port Charlotte, Fla. (2-run HR in 9th; SJU 6 - ND4) |
| Pitching Categories | |
| PITCHER THREW A NO-HITTER | Brian Piotrowicz, May 11, 1988 vs Ball State (2-0 win) |
| PITCHER THREW A PERFECT GAME | Never |
| PITCHER(S) THREW A ONE-HITTER | Sam Elam (9 IP, 1 H) & Tony Langford (W, 1 IP, 0 H), Apr. 18, 2007 vs Purdue (1-0 win/10 inn.) |
| PITCHER(S) THREW A TWO-HITTER | Nick McCarty (9.0 IP, 2 H, 1 R, 0 ER, 1 BB, 6 K) April 8, 2014 at Chicago St. (6-1 win) |
| PITCHER(S) THREW A THREE-HITTER | M. Hearne (7.0 IP, 3 H, 1 R, 1 ER, 2 BB, 4 SO) & S. Guenther (2.0 IP, 2 SO) May 14, 2016 at #16 UNC (3-1 win) |
| PITCHER THREW A COMPLETE GAME | John Michael Bertrand (9.0 IP, 2 H, 2 R, 1 ER, 0 BB, 8 K, 95 pitches) May 20, 2021 vs. Virginia Tech (8-2 win) |
| PITCHER THREW A COMPLETE GAME (9-innings) | John Michael Bertrand (9.0 IP, 2 H, 2 R, 1 ER, 0 BB, 8 K, 95 pitches) May 20, 2021 vs. Virginia Tech (8-2 win) |
| PITCHER THREW A COMPLETE GAME (10-innings) | Adam Norton (10 IP, 12 H, 2 ER, 6 K, 1 BB), May 4, 2013 vs USF (4-3 loss) |
| PITCHER THREW A HOME COMPLETE GAME | John Michael Bertrand (9.0 IP, 2 H, 2 R, 2 ER, 4 BB, 6 K, 111 pitches) March 20, 2021 vs. Duke (6-2 win) |
| PITCHER THREW A HOME COMPLETE GAME (10-innings) | Adam Norton (10 IP, 12 H, 2 ER, 6 K, 1 BB), May 4, 2013 vs USF (4-3 loss) |
| PITCHER THREW A ROAD COMPLETE GAME (9-innings) | John Michael Bertrand (9.0 IP, 2 H, 2 R, 1 ER, 0 BB, 8 K, 95 pitches) May 20, 2021 vs. Virginia Tech (8-2 win) |
| PITCHER THREW A MIDWEEK COMPLETE GAME | Michael Hearne (9.0 IP, 7 H, 0 R, 0 ER, 0 BB, 2 K, 91 pitches) April 19, 2016 at #21 Mich. St. (1-0 win) |
| PITCHER THREW A MIDWEEK COMPLETE GAME SHUTOUT | Michael Hearne (9.0 IP, 7 H, 0 R, 0 ER, 0 BB, 2 K, 91 pitches) April 19, 2016 at #21 Mich. St. (1-0 win) |
| PITCHER THREW 9.0+ INNINGS | Adam Norton (10 IP, 12 H, 2 ER, 6 K, 1 BB), May 4, 2013 vs USF (4-3 loss) |
| PITCHER THREW A COMPLETE GAME SHUTOUT | Michael Hearne (9.0 IP, 7 H, 0 R, 0 ER, 0 BB, 2 K, 91 pitches) April 19, 2016 at #21 Mich. St. (1-0 win) |
| PITCHER THREW A COMPLETE GAME ACC SHUTOUT | Michael Hearne (9.0 IP, 7 H, 0 R, 0 ER, 0 BB, 5 K) April 12, 2014 vs Boston Coll. (@ Chicago St.) (7-0 win) |
| PITCHER THREW A COMPLETE GAME HOME SHUTOUT | Ryan Smoyer (9.0 IP, 10 H, 0 R, 0 ER, 0 BB, 5 K) March 31, 2015 vs. Eastern Michigan (6-0 win) |
| PITCHER THREW A COMPLETE GAME ROAD SHUTOUT | Michael Hearne (9.0 IP, 7 H, 0 R, 0 ER, 0 BB, 2 K, 91 pitches) April 19, 2016 at #21 Michigan State (1-0 win) |
| PITCHER THREW BACK-TO-BACK COMPLETE GAMES (9-innings) | Michael Hearne, April 13, 2016 vs. Valparaiso (3-1 win) & April 19, 2016 at #21 Michigan State (1-0 win) |
| AN OPPOSING PITCHER NO-HIT NOTRE DAME | Mar. 26, 2010 at USF, Randy Fontanez (12K) (4-0 loss) |
| AN OPPOSING PITCHER THREW A COMPLETE GAME | Brian Brown, April 14, 2018, Game One (9.0 IP, 12-2 win for #2 NC State) |
| PITCHER ALLOWED 12-13 HITS IN A GAME | Sean Guenther, March 19, 2016 at #13 NC State, 7.0 IP, 12 H, 4 ER, 5 K |
| PITCHER ALLOWED 14+ HITS IN A GAME | Eric Maust, May 10, 2009 vs USF, 7.1 IP, 14 H, 4 ER, 4 K |
| PITCHER ALLOWED 10 ER IN A GAME | Ryan Richter, Apr. 10, 2010 vs Rutgers, 3.0 IP, 11 H, 10 ER, 2 K |
| PITCHER ALLOWED 11 ER IN A GAME | Cole Johnson, Apr. 17, 2009 vs West Virginia, 5.0 IP, 10 H, 11 ER, 3 K |
| PITCHER ALLOWED 12 ER IN A GAME | David Phelps, May 21, 2008 vs West Virginia, 5.2 IP, 10 H, 12 ER, 3 K |
| PITCHER WALKED 6 IN A GAME | Scott Tully, Feb. 22, 2018 vs. Saint Louis |
| PITCHER WALKED 7 IN A GAME | Pat Connaughton, Apr. 6, 2014 at #1 Florida State, 5.2 IP, 7 H, 4 ER, 7 BB, 5 K |
| PITCHER WALKED 8 OR MORE IN A GAME | Pat Connaughton, May 9, 2014 vs #22 Clemson, 8.0 IP, 3 H, 1 ER, 8 BB, 0 K |
| PITCHER STRUCK OUT 10-11 BATTERS IN A GAME | Cameron Junker, May 11, 2019 vs. Canisius (6.0 IP, 10K) |
| PITCHER STRUCK OUT 12-14 BATTERS IN A GAME | Cameron Brown, Mar. 23, 2019 vs Florida State (9 IP, 12K) |
| PITCHER STRUCK OUT 15+ BATTERS IN A GAME | Aaron Heilman, Apr. 15, 2000 at West Virginia, 10 IP, 2 BB, 18 K |
| AN OPPOSING STARTING PITCHER PITCHED LESS THAN 1.0 INNING | North Carolina's Caden O'Brien, May 2, 2021 (0.0 IP, 1 H, 4 R, 4 ER, 3 BB, 19 pitches, No Decision) |
| AN OPPOSING PITCHER STRUCK OUT 10 OR MORE BATTERS IN A GAME | Emmett Sheehan - 10, April 23, 2021 at Boston College (3 H, 0 ER, 5 BB, 6.1 IP in 10-0 BC win) |
| AN OPPOSING PITCHER STRUCK OUT 15 OR MORE BATTERS IN A GAME | Kyle Hansen - 15 (St. John's-1), Apr. 21, 2011 (6-0 St. John's win) |
| PITCHER ALLOWED 3 HOME RUNS IN A GAME | Will Mercer - 3 vs. Wake Forest, February 27, 2021 (10-8 Wake win) |
| PITCHER ALLOWED 4 HOME RUNS IN A GAME | David Phelps, Apr. 25, 2008 vs St. John's, 6.2 IP, 12 H, 6 ER, 1 K |
| PITCHER STARTED SEASON 5-0 OR BETTER | Charlie Vorscheck, 2017 (5-0) |

THE LAST TIME

| | |
|---|---|
| PITCHER RECORDED 10 WINS IN A SEASON | Adam Norton, 2013 (10-5) |
| PITCHER RECORDED 15 WINS IN A SEASON | Aaron Heilman, 2001 (15-0) |
| PITCHER HIT THREE OR MORE BATTERS IN A GAME | Nick McCarty, March 29, 2015 vs. Virginia (3 HBP in 6.1 IP) |
| NOTRE DAME SHUT OUT AN OPPONENT (1 OR MORE PITCHERS) | April 30, 2021 (4-0 vs. North Carolina) (Mercer 4.2 IP, Kohlhepp 4.1 IP) |
| NOTRE DAME WAS SHUT OUT | March 21, 2021 vs. Duke (2-0) |
| NOTRE DAME WAS SHUT OUT IN CONSECUTIVE GAMES | March 9-10, 2018 at Miami (3-0, 9-0) |
| NOTRE DAME WAS SHUT OUT IN THREE STRAIGHT GAMES | Mar. 2-4, 2012 at Texas State (6-0, 6-0, 5-0) |
| NOTRE DAME DID NOT WALK A BATTER | March 26, 2019 vs. Chicago State (Megias, Martin, Belcik & Boyle in 6-3 win) |
| Fielding Categories | |
| PLAYER HAD 20 OR MORE FIELDING CHANCES IN A GAME | Trey Mancini (22), May 3, 2013 vs USF (8-2 loss, 19) |
| PLAYER HAD 15 OR MORE PUTOUTS IN A GAME | Zak Kutsulis (15), May 10, 2015 vs. #20 North Carolina (8-7 win) |
| PLAYER HAD 18 OR MORE PUTOUTS IN A GAME | Zak Kutsulis (19), March 21, 2015 vs Louisville (6-4 loss in 18) |
| PLAYER HAD 10 OR MORE ASSISTS IN A GAME | Mick Doyle (10), Apr. 18, 2010 at Seton Hall (7-4 win) |
| PLAYER COMMITTED THREE ERRORS IN A GAME | Lane Richards, Feb. 14, 2015 at Oklahoma (3 errors in 10-9 win) |
| PLAYER COMMITTED FOUR OR MORE ERRORS IN A GAME | Tommy Chase, Feb. 19, 2012 vs Purdue (4 errors in 15-8 loss) |
| NOTRE DAME HAD NO ERRORS IN A SERIES | March 19-21, 2021 vs. Duke; March 27-28, 2018 vs. Kent State (2 games) |
| NOTRE DAME COMMITTED FOUR ERRORS IN A GAME | Feb. 23, 2019 vs. Incarnate Word (15-7 loss) |
| NOTRE DAME COMMITTED FIVE ERRORS IN A GAME | Feb. 23, 2017 at UC Irvine (18-4 loss) |
| NOTRE DAME COMMITTED SIX ERRORS IN A GAME | Feb. 15, 2014 at Florida Atlantic (16-6 loss) |
| NOTRE DAME COMMITTED SEVEN OR EIGHT ERRORS IN A GAME(7) | Apr. 5, 2012 at Seton Hall-1 (5-4 loss) |
| NOTRE DAME COMMITTED NINE OR MORE ERRORS IN A GAME(9) | Feb. 19, 2012 vs Purdue (15-8 loss) |
| NOTRE DAME HAD TWO PLAYERS WITH 10 OR MORE PUTOUTS | Zak Kutsulis (11) & Ryan Lidge (10), April 26, 2015 at Wake Forest (5-4 loss, 11 innings) |
| Scoring & Miscellaneous Categories | |
| NOTRE DAME RECORDED 20 OR MORE HITS | 21, May 2, 2021 vs. North Carolina (19-5 win) |
| NOTRE DAME SCORED 20 OR MORE RUNS | 25, Mar. 20, 2008 at Georgetown (25-1 win) |
| NOTRE DAME SCORED 30 OR MORE RUNS | 34, May 25, 1900 vs Indiana (34-7 win) |
| NOTRE DAME SCORED 10 OR MORE RUNS IN AN INNING | April 24, 2021 at Boston College (12 run 8th inning in 13-9 win) |
| NOTRE DAME LEFT 15 OR MORE RUNNERS ON BASE | March 19, 2016 at #13 NC State (17 LOB in 8-4 win in 12 innings) |
| NOTRE DAME SURRENDERED A NINTH INNING LEAD | March 27, 2021 vs Louisville (led 3-2 in the ninth and won 5-3 in the ninth) |
| NOTRE DAME SURRENDERED AN EXTRA-INNING LEAD | March 11, 2016 at #4 Louisville (led 2-1 in 10th & 3-2 in 11th), gave up 1 in 10th & 2 in 11th, 4-3 loss in 11) |
| NOTRE DAME BEAT A RANKED TEAM | May 8, 2021~1 vs. No. 13 Florida State (5-3) |
| NOTRE DAME BEAT A RANKED TEAM ON THE ROAD | April 5, 2021 at No. 17 Pitt (11-5) |
| NOTRE DAME BEAT A TOP-5 TEAM AT HOME | #2 Miami, May 12, 1999 (1-0) |
| NOTRE DAME WON A SERIES AGAINST A RANKED TEAM | April 9-11, 2021 vs. No. 14 Georgia Tech (10-9, 7-0, 2-4) |
| NOTRE DAME WON A SERIES AGAINST A RANKED TEAM ON THE ROAD | April 3-5, 2021 at No. 17 Pitt (4-1, 2-3, 11-5) |
| NOTRE DAME SWEEP A SERIES AGAINST A RANKED TEAM | March 12-14, 2021 at #21 Virginia (10-5, 12-4, 8-3) |
| NOTRE DAME SWEEP A SERIES AGAINST A TOP-10 TEAM | April 10-12, 2015 vs #7 Florida State (5-2, 4-1, 2-1) |
| NOTRE DAME SWEEP A 3-GAME CONFERENCE SERIES | April 30-May 2, 2021 vs. North Carolina (ACC) (4-0, 13-12, 19-5) |
| NOTRE DAME SWEEP A 3-GAME CONFERENCE SERIES (HOME) | April 30-May 2, 2021 vs. North Carolina (ACC) (4-0, 13-12, 19-5) |
| NOTRE DAME SWEEP A 3-GAME CONFERENCE SERIES (ROAD) | March 12-14, 2021 at #21 Virginia (ACC) (10-5, 12-4, 8-3) |
| NOTRE DAME SWEEP A 3-GAME NON-CONFERENCE SERIES | Feb. 28-March 1, 2020 at Presbyterian (13-5, 10-4, 9-0) |
| NOTRE DAME SWEEP A 3-GAME NON-CONFERENCE SERIES (HOME) | May 11-12, 2019 vs Canisius (3-0, 5-4, 3-2) |
| NOTRE DAME SWEEP A 3-GAME NON-CONFERENCE SERIES (ROAD) | Feb. 28-March 1, 2020 at Presbyterian (13-5, 10-4, 9-0) |
| NOTRE DAME SWEEP A 3-GAME NON-CONFERENCE WEEKEND | Feb. 27-28, 2015 (Mercer Baseball Classic) Belmont (W, 6-4), Mercer (8-2) & Akron (5-4) |

THE LAST TIME

| | |
|---|---|
| NOTRE DAME SWEPT A 4-GAME NON-CONFERENCE WEEKEND | Feb. 19-22, 2015 (Alamo Irish Classic) Incarnate Word (W, 14-1 & 11-1), Villanova (8-1) & Northwestern (7-3) |
| NOTRE DAME WAS SWEPT IN A CONFERENCE SERIES | May 3-5, 2019, vs Louisville (0-2, 1-3, 2-8) |
| NOTRE DAME WAS SWEPT IN A 3-GAME CONFERENCE SERIES | May 3-5, 2019, vs Louisville (0-2, 1-3, 2-8) |
| NOTRE DAME WAS SWEPT IN A CONFERENCE SERIES (HOME) | May 3-5, 2019, vs Louisville (0-2, 1-3, 2-8) |
| NOTRE DAME WAS SWEPT IN A 3-GAME CONFERENCE SERIES (HOME) | May 3-5, 2019, vs Louisville (0-2, 1-3, 2-8) |
| NOTRE DAME WAS SWEPT IN A 3-GAME NON-CONFERENCE SERIES | Feb. 15-17, 2019 at Arizona State (1-10, 7-21, 5-16) |
| NOTRE DAME WAS SWEPT IN 3-GAME NON-CONF. SERIES (HOME) | Mar. 20-21, 2010 vs Michigan State (0-13, 4-7, 0-3) |
| NOTRE DAME WAS SWEPT IN A 3-GAME NON-CONF. SERIES (ROAD) | Feb. 15-17, 2019 at Arizona State (1-10, 7-21, 5-16) |
| THE IRISH PLAYED EXTRA INNINGS | March 19, 2021 vs. Duke (Won 6-4 in 13th) |
| THE IRISH PLAYED IN A 0-0 GAME THAT WENT TO EXTRA INNINGS | May 11, 2016 vs. #11 LSU (0-0 into the 11th, LSU won 1-0 in 11) |
| THE IRISH PLAYED 14 OR MORE INNINGS | April 18, 2015 vs. NC State (4-2 loss in 14) |
| THE IRISH PLAYED 18 OR MORE INNINGS | March 21, 2015 vs. #8 Louisville (6-4 loss in 18) |
| THE IRISH PLAYED 19 OR MORE INNINGS | May 3, 2012 vs USF (8-2 loss in 19) |
| THE IRISH PLAYED TWO CONSECUTIVE EXTRA-INNING GAMES | March 19, 2017 at Pitt (won 4-3 in 11 innings and lost 2-1 in 12 innings of doubleheader) |
| THE IRISH PLAYED THREE CONSECUTIVE EXTRA-INNING GAMES | Mar. 13-15, 2001 in Fresno, CA vs Navy (4-4/10) & vs Fresno State (5-4 win/10) & vs Miami (OH) (3-2 win/11) |
| NOTRE DAME PLAYED A GAME OVER 4 HOURS | March 19, 2021 vs. Duke (6-4 win in 13 innings; 4:16) |
| NOTRE DAME PLAYED A GAME UNDER 2 HOURS | April 19, 2016 at #21 Michigan State (1-0 win in 9 innings and 1:58) |
| NOTRE DAME PLAYED CONSECUTIVE GAMES UNDER 2 HOURS | April 3, 2009 vs Villanova (3-1 win in 9 innings; 1:41) & April 4, 2009 vs Villanova (9-3 win in 9 innings; 1:43) |