

Contents	Page No.
Here Come the Irish	1-10
Table of Contents and Credits	1
Notre Dame Football . . . At a Glance	2
By The Numbers	3
2021 Notre Dame Roster	4-7
Irish by State & Hometown	8-9
Pronunciation Guide	10
The Fighting Irish	11-48
Coaches and Support Staff	49-70
Brian Kelly	49-56
Brian Polian	56-58
Marcus Freeman	58-59
Tommy Rees	59-60
Mike Elston	60-62
Del Alexander	62-63
John McNulty	63-64
Mike Mickens	64-65
Chris O'Leary	65
Jeff Quinn	65-66
Lance Taylor	67-68
Matt Balis	68-69
Support Staff	70-71
2020 Season Review	72-85
Game Recaps	72-77
Season Statistics	78-85
History and Records	86-166
Individual Records	86-103
100-Yard Rushing Performances	104-106
100-Yard Receiving Performances	106-107
300-Yard Passing Performances	107-108
Team Records	108-113
Opponent Records	113-114
Longest Plays	114-115
Year-by-Year Leaders	115-121
NCAA Records	121-124
Statistical Trends	125-126
All-Time Scores	127-145
Year-by-Year Record	145-147
Super Seasons	147
Records/Scores vs. Opponents	148-161
Bowl Summaries	162-165
Bowl Records	165-167
University and Media Information	168-184
University of Notre Dame	168
University Leadership	169-170
Notre Dame Stadium	171-175
Bigger than Brick	176-177
Guglielmino Athletics Complex	178
Irish Indoor Athletics Center	179
Football Practice Facilities	180
Media Information	181-182
NBC Sports	183
NDGP/JMI Sports Radio Network	184

CREDITS

The 2021 Notre Dame Football Media Guide is a copyright production of the University of Notre Dame and Fighting Irish Media.

This publication was compiled, written and edited by the Fighting Irish Media communications team. The effort was led by associate athletics communications director Matt Paras. He was assisted by assistant athletics director, football communications Katy Lonergan and associate athletics communications director Claire Kramer.

Special thanks to Robby Hamman, Rachel Pincus, Sarah Higgins, Matt Taylor, Jeff Myers, Barbara Sullivan, Kevin Barrett, South Bend Tribune photographic department, Mike and Sue Bennett and the Lighthouse Imaging staff, Matt Cashore, Kevin Leahy, Brian Spurlock Photography, Joe Raymond, Linda Dunn, Kevin Burke, Heather Gollatz, David Berta, Gary Mills, Ed Ballotts, Mike Binette, Chuck Linster, Scott Ecker, John Dlugolecki, John Dunn, Cheryl Ertelt, Pete Fontaine, Bruce Harlan, Greg Kohs, Pete LaFleur, Br. Charles McBride, Steven Navratil, Bill Panzica/Sporting Shots, Bob Rosato, Mike Stahlschmidt, James Smith, Jack Stohlman, Jack Berry, Don Stacy, Vince Wehby, Rico Casares and Vince Muzik for their photographic and design contributions. Additionally, special thanks to Aaron Horvath, Dan Colleran, Alan Wasielewski, Josh Bates and Pat Durant.

© University of Notre Dame, Fighting Irish Media, 2021. All rights reserved.

UNIVERSITY INFORMATION

Location	Notre Dame, Indiana
Founded	1842
Nickname	Fighting Irish
Colors	Blue and Gold
Enrollment	8,624 (undergraduates), 12,614 (total)
Stadium	Notre Dame Stadium (FieldTurf/77,622)
President	Rev. John I. Jenkins, C.S.C.
Provost	Marie Lynn Miranda
NCAA Faculty Representative	Patricia Bellia
University VP/James E. Rohr Director of Athletics	Jack Swarbrick

FOOTBALL INFORMATION

Offensive Formation	Multiple
Defensive Formation	Multiple
2020 Overall Record	10-2 College Football Playoff at the Rose Bowl
Final Ranking	#5 AP #5 Coaches #4 CFP (pre-bowl)
Offensive/Defensive Starters From 2020 Returning/Lost	9/14
Offensive Starters From 2020 Returning/Lost	2/9
Defensive Starters From 2020 Returning/Lost	7/5
Special Teams Starters From 2020 Returning/Lost	3/0
Monogram Winners From 2020 Returning/Lost	37/26

COACHING STAFF

Brian Kelly (Assumption, '83)	The Dick Corbett Head Football Coach
	Record at Notre Dame: *102-96 (12th season)
	Record Overall: *273-96-2 (31st season)
Brian Polian (John Carroll, '97)	Special Teams Coordinator
	Associate Head Coach
Marcus Freeman (Ohio State, '07)	Bob Hinton Defensive Coordinator
	Linebackers Coach
Tommy Rees (Notre Dame, '13)	John and Bobbie Arlotta Family Offensive Coordinator
	Quarterbacks Coach
Mike Elston (Michigan, '98)	Bob & Leslie Mohr Family Defensive Line Coach
	Recruiting Coordinator/Defensive Run Game Coordinator
Chris O'Leary (Indiana State, '14)	Pat & Jana Eilers Family Defensive Backs Coach
	Safeties
Lance Taylor (Alabama, '03)	Running Backs Coach
	Run Game Coordinator
Del Alexander (USC, '95)	Wide Receivers Coach
Jeff Quinn (Elmhurst College, '84)	Offensive Line Coach
John McNulty (Penn State, '90)	Tight Ends Coach
Mike Mickens (Cincinnati, '11)	Cornerbacks Coach

FIGHTING IRISH MEDIA, FOOTBALL

Katy Lonergan	Assistant AD/Football Communications
	klonerg2@nd.edu
Matt Paras	Associate Communications Director
	mparas1@nd.edu
Robby Hamman	Assistant Communications Director (credentials)
	rhamman@nd.edu
Shalika Shetty	Associate Communications Director, Social Media and Student-Athlete Branding
	sshetty@nd.edu
Emily Ragan	Football Video Producer
	eragan@nd.edu
Credentials	UND.com/credentials
Media Information Hub	UND.com/presbox
Twitter & Instagram	@NDFootball
FB Communications Twitter	@NDFootballPR

* - Includes 20 regular-season wins and two postseason appearances vacated under discretionary NCAA penalty.

SUPPORT STAFF

STRENGTH AND CONDITIONING

Matt Balis	Director of Football Performance
Jacob Flint	Director of Football Strength and Conditioning
Fred Hale	Assistant Director, Football Strength and Conditioning
Tony Fusco	Assistant Coach, Football Strength and Conditioning
Kyle Seger	Assistant Coach, Football Strength and Conditioning

FOOTBALL STAFF

Nick Lezynski	Senior Analyst, Defense
Chad Bowden	Senior Analyst, Defensive Recruiting Coordinator
Dre Brown	Senior Analyst, Offensive Recruiting Coordinator
Dean Petzing	Analyst, Offense
John Aylward	Analyst, Offense
Kerry Cooks	Analyst, Defense
Todd Lietschuh	Analyst, Special Teams
Mike McCray	Graduate Assistant, Defense
Trevor Mendelson	Graduate Assistant, Offense
Michael Moon	Graduate Assistant, Defense
Gus Ragland	Graduate Assistant, Offense

FOOTBALL ADMINISTRATION

Ron Powlus	Associate Athletics Director, Football
Olivia Mitchell	Director of Football Operations
Tyler Plantz	Assistant Director of Football Operations
Beth Rex	Director of Football Administration
Tim Collins	Director of Football Technology
Ryan Sehler	Assistant Video Coordinator
David Peloquin	Director of Player Personnel
Aaryn Kearny	Director of Recruiting
Mackenzie Zanow	Coordinator of On-Campus Recruiting
Bill Rees	Director of Scouting
Hunter Bivin	Director of Player Development
Eric King	Director of Football Facilities
Chris Bacsik	Head Football Equipment Manager
Dan Glynn	Associate Football Equipment Manager
Joy McCausland	Senior Staff Assistant
Reilly Fangman	Program Assistant

SPORTS MEDICINE

Rob Hunt	Director of Athletic Training and Rehabilitative Services, Head Football Athletic Trainer
Courtney McNamara	Associate Athletic Trainer/Physical Therapist, Football
Mike Bean	Associate Athletic Trainer, Football
Joe Zimmerman	Assistant Athletic Trainer, Football
Dr. Matt Leiszler	Team Physician
Dr. Brian Ratigan	Orthopedic Surgeon
Dr. Chris Balint	Orthopedic Surgeon
Dr. Dr. Jerry Hofferth	Chiropractor

SPORTS PERFORMANCE

Dr. Matt Frakes	Director of Sports Nutrition
Bianca Paulus	Sports Nutrition Intern

2020 RESULTS (10-2)

Date	Opponent	W/L	Score	Attend.	TV
Sept. 12	Duke	W	27-13	10,097	NBC
Sept. 19	USF	W	52-0	10,085	USA
Oct. 10	Florida State	W	42-26	10,409	NBC
Oct. 17	Louisville	W	12-7	10,182	NBC
Oct. 24	at Pitt	W	45-3	5,541	ABC
Oct. 31	at Georgia Tech	W	31-13	11,000	ABC
Nov. 7	#1 Clemson	W	47-40 (2OT)	11,011	NBC
Nov. 14	at Boston College	W	45-31	--	ABC
Nov. 27	at #19 North Carolina	W	31-17	3,535	ABC
Dec. 5	Syracuse	W	45-21	6,831	NBC
Dec. 19	vs. #3 Clemson	L	10-34	5,240	ABC
Jan. 1	vs. #1 Alabama	L	14-31	18,373	ESPN

RETURNING LEADERS (2020 STATISTICS)

PASSING

	Comp.	Att.	Yards	Pct.	TD	INT	Effic.	Avg./G
Drew Pyne	2	3	12	66.7	0	0	100.27	3.0

RUSHING

	Att.	Yards	Avg.	TD	Long	Yds/Gm
Kyren Williams	211	1125	5.3	13	65	93.8
Chris Tyree	73	496	6.8	4	94	41.3
C'Bo Flemister	58	299	5.2	5	31	33.2

RECEIVING

	Rec.	Yards	Avg.	TD	Long	Yds/Gm
Michael Mayer	42	450	10.7	2	29	37.5
Kyren Williams	35	313	8.9	1	75	26.1
Avery Davis	24	322	13.4	2	53	26.8

TACKLES

	Solo	Assist	Total	TFL-Yds	Sacks-Yds	INT-Yds	PBU	QBH	FR-Yds	FF
Kyle Hamilton	51	12	63	4.5-16	0-0	1-14	6	2	0-0	0
Drew White	30	27	57	9.0-27	1.5-9	0-0	2	2	0-0	0
Clarence Lewis	29	4	33	1.0-3	0-0	0-0	7	0	0-0	1
Bo Bauer	17	9	26	4.5-17	1.0-7	1-16	1	3	0-0	0

WHAT RETURNS BY PERCENTAGE

Category	Returning/Total	Pct.
Rushing Yards	2010/2533	79.4
Passing Yards	19/2849	0.01
Receiving Yards	1416/2849	49.7
Punt Return Yards	128/128	100
Kickoff Return Yards	456/492	92.7
Scoring	279/401	69.6
Total Yards	2025/5382	37.6
All-Purpose Yards	4042/6070	66.6
Field Goals	15/15	100
Punting Yards	1839/1839	100
Tackles	426/652	65.3
Tackles for Loss	56/90	62.2
Sacks	16/31	51.6
Forced Fumbles	3/9	33.3
Fumble Recoveries	3/10	30.0
Interceptions	3/7	42.9
Passes Broken Up	31/49	61.2

2020 MONOGRAM WINNERS

OFFENSIVE MONOGRAM WINNERS RETURNING (13)

OL Zeke Correll, WR Avery Davis, C'Bo Flemister, OL Dillan Gibbons, WR Lawrence Keys III, WR Braden Lenzy, OL Josh Lugg, TE Michael Mayer, OL Jarrett Patterson, WR Matt Salerno, TE George Takacs, RB Chris Tyree, RB Kyren Williams

DEFENSIVE MONOGRAM WINNERS RETURNING (21)

DL Jayson Ademilola, DL Justin Ademilola, LB Bo Bauer, LB JD Bertrand, CB TaRiq Bracy, S D.J. Brown, DL Howard Cross III, LB Osita Ekowonu, DL Isaiah Foskey, S Houston Griffith, S Kyle Hamilton, DL Kurt Hinish, LB Jack Kiser, DL Jacob Lacey, CB Clarence Lewis, S Marist Liufau, LB Paul Moala, LB Isaiah Pryor, LB Shayne Simon, DL Myron Tagovailoa-Amosa, LB Drew White

SPECIAL TEAMS MONOGRAM WINNERS RETURNING (3)

P/H Jay Bramblett, K Jonathan Doerer, LS Michael Vinson

MONOGRAM WINNERS LOST (26)

RB Jafar Armstrong, OL Aaron Banks, QB Ian Book, QB JD Carney, CB Shaun Crawford, OL Liam Eichenberg, RB Cameron Ekanayake, OL Dillan Gibbons, K/P Dawson Goeperich, LB Reed Gregory, OL Colin Grunhard, OL Robert Hainsey, DL Daelin Hayes, TE Jack Henige, OL Tommy Kraemer, LB Jack Lamb, TE Xavier Lezynski, S John Mahoney, CB Nick McCloud, WR Javon McKinley, DL Ade Ogundej, LB Jeremiah Owusu-Koramoah, S Patrick Pelini, WR Ben Skowronek, TE Tommy Tremble, TE Brock Wright

2021 IRISH BY CLASS (ACADEMIC) GRADUATES (10)

QB Jack Coan, WR Avery Davis, K/P Jonathan Doerer, DL Kurt Hinish, OL Josh Lugg, OL Cain Madden, S Isaiah Pryor, LB Adam Shibley, DL Myron Tagovailoa-Amosa, LB Drew White

SENIORS (26)

DL Jayson Ademilola, DL Justin Ademilola, RB Leo Albano, WR Kevin Austin Jr., LB Bo Bauer, CB TaRiq Bracy, S DJ Brown, QB Cole Capen, OL John Dirksen, RB C'Bo Flemister, CB Mike Graves, S Houston Griffith, WR Lawrence Keys III, WR Braden Lenzy, S Chase Love, WR Greg Mailey, LB Paul Moala, OL Jarrett Patterson, P Jake Rittman, WR Matt Salerno, OL Max Siegel II, LB Shayne Simon, TE George Takacs, CB Marcus Thorne, LS Michael Vinson, WR Joe Wilkins Jr.

JUNIORS (25)

S Litchfield Ajavon, LB JD Bertrand, P Jay Bramblett, OL Quinn Carroll, QB Brendon Clark, OL Zeke Correll, DL Howard Cross III, DL Osita Ekowonu, DL Isaiah Foskey, LB Colin Gutzmer, DB Kyle Hamilton, CB Cam Hart, DL Zane Heemsoth, LB Jack Kiser, OL Andrew Kristofic, DL Jacob Lacey, K/P Harrison Leonard, LB Marist Liufau, OL Quinn Murphy, DL Nana Osafo-Mensah, WR Conor Ratigan, S Eddie Scheidler, S Chris Velotta, S KJ Wallace, RB Kyren Williams

SOPHOMORES (22)

RB Sam Assaf, OL Tosh Baker, TE Kevin Bauman, DL Jordan Botelho, OL Michael Carmody, WR Henry Cook, DL Alexander Ehrensberger, WR Griffin Eifert, LB Giovanni Ghilotti, CB Ramon Henderson, DL Aidan Kanaaia, RB Chase Ketterer, CB Clarence Lewis, TE Michael Mayer, DL Rylie Mills, CB Caleb Offord, LS Alex Peitsch, QB Drew Pyne, TE Charlie Selna, RB Chris Tyree, WR Xavier Watts, OL Brennan Wicks

FRESHMEN (29)

OL Joe Alt, CB Ryan Barnes, TE Cane Berrong, K Josh Bryan, QB Tyler Buchner, WR Deion Colzie, OL Pat Coogan, RB Logan Diggs, RB Audric Estime, TE Mitchell Evans, OL Blake Fisher, S Khari Gee, OL Caleb Johnson, CB JoJo Johnson, LB Kahanu Kia, LB Prince Kolli, DL Jason Onye, WR Jack Polian, QB Ron Powlus III, CB Philip Riley, DL Gabriel Rubio, K Chris Salerno, DL Will Schweitzer, LB Davis Sherwood, OL Rocco Spindler, WR Lorenzo Styles Jr., WR Jayden Thomas, CB Chance Tucker, S Justin Walters

No.	Name	Pos.	Ht.	Wt.	Ac.	Elg.	Hometown/High School
57	Jayson Ademilola	DL	6-3	280	Sr.	Sr.	Jackson, NJ/St. Peter's Prep
9	Justin Ademilola	DL	6-1 ¾	255	Sr.	Jr.	Jackson, NJ/St. Peter's Prep
4	Litchfield Ajavon	S	6-0 1/8	193	Jr.	So.	Baltimore, MD/Episcopal
26	Leo Albano	RB	6-1	225	Sr.	Jr.	Charleston, SC/Bishop England
76	Joe Alt	OL	6-7 5/8	305	Fr.	Fr.	North Oaks, MN/Totino-Grace
38	Sam Assaf	RB	6-1	210	So.	So.	Atlanta, GA/Pace Academy
4	Kevin Austin Jr.	WR	6-2	215	Sr.	Jr.	Ft. Lauderdale, FL/North Broward Prep
79	Tosh Baker	OL	6-8	307	So.	Fr.	Scottsdale, AZ/Pinnacle
15	Ryan Barnes	CB	6-1 7/8	187	Fr.	Fr.	Gaithersburg, MD/Quince Orchard
52	Bo Bauer	LB	6-2 ¾	233	Sr.	Sr.	Harborcreek, PA/Cathedral Prep
84	Kevin Bauman	TE	6-4 ½	242	So.	Fr.	Red Bank, NJ/Red Bank Catholic
80	Cane Berrong	TE	6-3 ½	235	Fr.	Fr.	Hartwell, GA/Hart County Comprehensive
27	JD Bertrand	LB	6-1	230	Jr.	So.	Alpharetta, GA/Blessed Trinity
17	Jordan Botelho	DL	6-2 ½	245	So.	So.	Honolulu, HI/Saint Louis
28	TaRiq Bracy	CB	5-10 1/8	177	Sr.	Sr.	Milpitas, CA/Milpitas
19	Jay Bramblett	P	6-1 ½	197	Jr.	Jr.	Tuscaloosa, AL/Hillcrest
2	DJ Brown	S	6-0 3/8	200	Sr.	Jr.	Annapolis, MD/St. John's College
91	Josh Bryan	K	6-0	183	Fr.	Fr.	Valencia, CA/Sierra Canyon
12	Tyler Buchner	QB	6-1	215	Fr.	Fr.	San Diego, CA/Helix
8	Cole Capen	QB	6-4 ½	232	Sr.	Jr.	Yorba Linda, CA/Orange Lutheran
68	Michael Carmody	OL	6-5 ½	290	So.	Fr.	Mars, PA/Mars Area
77	Quinn Carroll	OL	6-6 5/8	313	Jr.	So.	Edina, MN/Edina
7	Brendon Clark	QB	6-1 5/8	225	Jr.	So.	Midlothian, VA/Manchester
17	Jack Coan	QB	6-3 ¼	223	Gr.	Sr.	Sayville, NY/Sayville/Wisconsin
16	Deion Colzie	WR	6-4 ¼	207	Fr.	Fr.	McDonough, GA/Athens Academy
78	Pat Coogan	OL	6-5 1/8	305	Fr.	Fr.	Palos Heights, IL/Marist
37	Henry Cook	WR	5-10	182	So.	Fr.	Shaker Heights, OH/St. Ignatius
52	Zeke Correll	OL	6-3	295	Jr.	So.	Cincinnati, OH/Anderson
56	Howard Cross III	DL	6-0 7/8	275	Jr.	So.	Paramus, NJ/Saint Joseph Regional
3	Avery Davis	WR	5-11	202	Gr.	Sr.	Cedar Hill, TX/Cedar Hill
22	Logan Diggs	RB	5-11 ¾	206	Fr.	Fr.	Marrero, LA/Archbishop Rummel
56	John Dirksen	OL	6-5 1/8	306	Sr.	Jr.	Maria Stein, OH/Marion Local
39	Jonathan Doerer	K/P	6-3	197	Gr.	*Sr.	Charlotte, NC/South Mecklenburg
90	Alexander Ehrensberger	DL	6-6 7/8	255	So.	Fr.	Dusseldorf, Germany/Theodor-Fliedner Gymnasium
28	Griffin Eifert	WR	6-0 ½	200	So.	Fr.	Fort Wayne, IN/Bishop Dwenger
34	Osita Ekwonu	DL	6-0 ¾	236	Jr.	So.	Charlotte, NC/Providence Day School
24	Audric Estime	RB	5-11 ½	228	Fr.	Fr.	Nyack, NY/St. Joseph Regional
88	Mitchell Evans	TE	6-5 1/8	250	Fr.	Fr.	Wadsworth, OH/Wadsworth
54	Blake Fisher	OL	6-6	335	Fr.	Fr.	Avon, IN/Avon
20	C'Bo Flemister	RB	5-11 ¼	201	Sr.	Jr.	Williamson, GA/Pike County
7	Isaiah Foskey	DL	6-5	260	Jr.	So.	Antioch, CA/De La Salle
29	Khari Gee	S	6-1 7/8	195	Fr.	Fr.	Atlanta, GA/Woodward Academy
42	Giovanni Ghilotti	LB	6-2 7/8	232	So.	Fr.	Greenbrae, CA/Marin Catholic
49	Mike Graves	CB	5-7 7/8	190	Sr.	Sr.	Los Angeles, CA/Loyola
3	Houston Griffith	S	6-0 ¼	202	Sr.	Sr.	Chicago, IL/IMG Academy (FL)
45	Colin Gutzmer	LB	6-0 1/8	230	Jr.	Jr.	Marietta, GA/Westminster School
14	Kyle Hamilton	S	6-4	220	Jr.	Jr.	Atlanta, GA/Marist School
5	Cam Hart	CB	6-2 ½	205	Jr.	So.	Baltimore, MD/Good Counsel
93	Zane Heemsoth	DL	6-5	245	Jr.	So.	Elmhurst, IL/York
11	Ramon Henderson	CB	6-1	190	So.	So.	Bakersfield, CA/Liberty
41	Kurt Hinich	DL	6-1 ¾	300	Gr.	*Sr.	Pittsburgh, PA/Central Catholic
72	Caleb Johnson	OL	6-5 5/8	287	Fr.	Fr.	Ocala, FL/Trinity Catholic
20	JoJo Johnson	CB	5-10 7/8	191	Fr.	Fr.	Merrillville, IN/Merrillville
92	Aidan Keanaaina	DL	6-3	310	So.	Fr.	Brighton, CO/J.K. Mullen
27	Chase Ketterer	RB	5-11 3/8	203	So.	Fr.	New Carlisle, IN/New Prairie
13	Lawrence Keys III	WR	5-10 3/8	176	Sr.	Jr.	New Orleans, LA/McDonogh 35
44	Kahanu Kia	LB	6-1 3/8	217	Fr.	Fr.	Kahneohe, HI/Punahou
24	Jack Kiser	LB	6-1 5/8	222	Jr.	So.	Royal Center, IN/Pioneer



No.	Name	Pos.	Ht.	Wt.	Ac.	Elg.	Hometown/High School
32	Prince Kolliie	LB	6-0 ½	222	Fr.	Fr.	Jonesborough, TN/Pine-Richland
73	Andrew Kristofic	OL	6-5 ¼	295	Jr.	So.	Gibsonia, PA/Pine-Richland
54	Jacob Lacey	DL	6-1 5/8	275	Jr.	Jr.	Bowling Green, KY/South Warren
0	Braden Lenzy	WR	5-11 3/8	182	Sr.	Jr.	Tigard, OR/Tigard Senior
98	Harrison Leonard	K/P	5-10 3/8	193	Jr.	So.	Jamestown, RI/Avon Old Farms School
6	Clarence Lewis	CB	5-11 ½	198	So.	So.	Edison, NJ/Mater Dei
8	Marist Liufau	LB	6-2 ¼	229	Jr.	So.	Kalihi, HI/Punahou
37	Chase Love	S	6-0 ¼	197	Sr.	Jr.	Chicago Heights, IL/Marian Catholic
75	Josh Lugg	OL	6-6 7/8	305	Gr.	Sr.	Wexford, PA/North Allegheny Senior
62	Cain Madden	OL	6-2 ½	310	Gr.	*Sr.	South Webster, OH/Minford/Marshall
43	Greg Mailey	WR	6-1	203	Sr.	Jr.	Hudson, OH/Hudson
87	Michael Mayer	TE	6-4 ½	251	So.	So.	Independence, KY/Covington Catholic
99	Rylie Mills	DL	6-5 1/8	283	So.	So.	Lake Bluff, IL/Lake Forest
13	Paul Moala	LB	5-11 ½	222	Sr.	Jr.	Mishawaka, IN/Penn
53	Quinn Murphy	OL	6-5 ¼	305	Jr.	So.	Duxbury, MA/Duxbury
21	Caleb Offord	CB	6-1	192	So.	Fr.	Southaven, MS/Southaven
47	Jason Onye	DL	6-4 ½	289	Fr.	Fr.	North Providence, RI/Bishop Hendricken
31	Nana Osafo-Mensah	DL	6-3 1/8	250	Jr.	So.	Fort Worth, TX/Nolan Catholic
55	Jarrett Patterson	OL	6-4 ½	307	Sr.	Jr.	Laguna Hills, CA/Mission Viejo
44	Alex Peitsch	LS	6-1 1/8	210	So.	Fr.	Ellicott City, MD/St. John's College
81	Jack Polian	WR	6-0 1/8	174	Fr.	Fr.	Ponte Vedra, FL/Ponte Vedra
11	Ron Powlus III	QB	6-2 5/8	225	Fr.	Fr.	Granger, IN/Penn
10	Isaiah Pryor	LB	6-1 ½	217	Gr.	Sr.	Lawrenceville, GA/IMG Academy (FL)/Ohio St.
10	Drew Pyne	QB	5-11 ½	200	So.	Fr.	New Canaan, CT/New Canaan
86	Conor Ratigan	WR	5-11 5/8	182	Jr.	So.	Granger, IN/St. Joseph
25	Philip Riley	CB	5-11 ½	202	Fr.	Fr.	Riverview, FL/Bloomington
30	Jake Rittman	P	6-2 ¼	210	Sr.	Jr.	Lawrence, KS/Free State
97	Gabriel Rubio	DL	6-5 ¼	290	Fr.	Fr.	St. Louis, MO/Lutheran of St. Charles County
32	Chris Salerno	K	5-11	183	Fr.	Fr.	Valencia, CA/Crespi Carmelite
29	Matt Salerno	WR	6-0 5/8	199	Sr.	Jr.	Valencia, CA/Crespi Carmelite
36	Eddie Scheidler	S	5-9 ½	185	Jr.	So.	Lake Forest, IL/Lake Forest
48	Will Schweitzer	DL	6-4	225	Fr.	Fr.	Los Gatos, CA/Los Gatos
89	Charlie Selna	TE	6-6 1/8	252	So.	Fr.	Atherton, CA/Sacred Heart Prep
38	Davis Sherwood	LB	6-3	228	Fr.	Fr.	Hightstown, NJ/Good Counsel
46	Adam Shibley	LB	6-0 1/8	225	Gr.	Sr.	Cleveland, OH/St. Ignatius/Michigan
64	Max Siegel II	OL	6-1 5/8	290	Sr.	Jr.	Fishers, IN/Brebeuf Jesuit
33	Shayne Simon	LB	6-2 ¾	233	Sr.	Sr.	West Orange, NJ/St. Peter's Prep
50	Rocco Spindler	OL	6-4 5/8	300	Fr.	Fr.	Clarkston, MI/Clarkston
21	Lorenzo Styles Jr.	WR	6-1 1/8	195	Fr.	Fr.	Pickerington, OH/Pickerington Central
95	Myron Tagovailoa-Amosa	DL	6-2 ½	268	Gr.	Sr.	Ewa Beach, HI/Kapole
85	George Takacs	TE	6-6	247	Sr.	Jr.	Naples, FL/Gulf Coast
83	Jayden Thomas	WR	6-1 ½	215	Fr.	Fr.	Paulding County, GA/Pace Academy
43	Marcus Thorne	CB	6-0 7/8	205	Sr.	Jr.	Washington, IN/Washington
18	Chance Tucker	CB	5-11 ¾	183	Fr.	Fr.	Encino, CA/Crespi Carmelite
25	Chris Tyree	RB	5-9 ½	190	So.	So.	Chester, VA/Thomas Dale
30	Chris Velotta	S	5-8 7/8	195	Jr.	So.	Cleveland, OH/St. Ignatius
65	Michael Vinson	LS	6-2	230	Sr.	Jr.	Winnetka, IL/New Trier
16	KJ Wallace	S	5-10 ¼	185	Jr.	So.	Atlanta, GA/The Lovett School
22	Justin Walters	S	6-0 5/8	188	Fr.	Fr.	Bolingbrook, IL/Bolingbrook
2	Xavier Watts	WR	5-11 ¾	195	So.	Fr.	Omaha, NE/Harry A. Burke
40	Drew White	LB	6-0 ¼	228	Gr.	Sr.	Boca Raton, FL/St. Thomas Aquinas
71	Brennan Wicks	OL	6-5	310	So.	Fr.	Forestville, MD/Bishop McNamara
5	Joe Wilkins Jr.	WR	6-1 ½	195	Sr.	Jr.	North Fort Myers, FL/North Fort Myers
23	Kyren Williams	RB	5-9	199	Jr.	So.	St. Louis, MO/St. John Vianney

* - Super Senior

Note: Class years are academic enrollment; Eligibility is in regards to on the field.

No.	Name	Pos.	Ht.	Wt.	Cl.	Elg.	Hometown/High School
0	Braden Lenzy	WR	5-11 3/8	182	Sr.	Jr.	Tigard, OR/Tigard Senior
2	DJ Brown	S	6-0 3/8	200	Sr.	Jr.	Annapolis, MD/St. John's College
2	Xavier Watts	WR	5-11 3/4	195	So.	Fr.	Omaha, NE/Harry A. Burke
3	Avery Davis	WR	5-11	202	Gr.	Sr.	Cedar Hill, TX/Cedar Hill
3	Houston Griffith	S	6-0 1/4	202	Sr.	Sr.	Chicago, IL/IMG Academy (FL)
4	Litchfield Ajavon	S	6-0 1/8	193	Jr.	So.	Baltimore, MD/Episcopal
4	Kevin Austin Jr.	WR	6-2	215	Sr.	Jr.	Ft. Lauderdale, FL/North Broward Prep
5	Cam Hart	CB	6-2 1/2	205	Jr.	So.	Baltimore, MD/Good Counsel
5	Joe Wilkins Jr.	WR	6-1 1/2	195	Sr.	Jr.	North Fort Myers, FL/North Fort Myers
6	Clarence Lewis	CB	5-11 1/2	198	So.	So.	Edison, NJ/Mater Dei
7	Brendon Clark	QB	6-1 5/8	225	Jr.	So.	Midlothian, VA/Manchester
7	Isaiah Foskey	DL	6-5	260	Jr.	So.	Antioch, CA/De La Salle
8	Cole Capen	QB	6-4 1/2	232	Sr.	Jr.	Yorba Linda, CA/Orange Lutheran
8	Marist Liufau	LB	6-2 1/4	229	Jr.	So.	Kalihi, HI/Punahou
9	Justin Ademilola	DL	6-1 3/4	255	Sr.	Jr.	Jackson, NJ/St. Peter's Prep
10	Isaiah Pryor	LB	6-1 1/2	217	Gr.	Sr.	Lawrenceville, GA/IMG Academy (FL)/Ohio St.
10	Drew Pyne	QB	5-11 1/2	200	So.	Fr.	New Canaan, CT/New Canaan
11	Ramon Henderson	CB	6-1	190	So.	So.	Bakersfield, CA/Liberty
11	Ron Powllus III	QB	6-2 5/8	225	Fr.	Fr.	Granger, IN/Penn
12	Tyler Buchner	QB	6-1	215	Fr.	Fr.	San Diego, CA/Helix
13	Lawrence Keys III	WR	5-10 3/8	176	Sr.	Jr.	New Orleans, LA/McDonogh 35
13	Paul Moala	LB	5-11 1/2	222	Sr.	Jr.	Mishawaka, IN/Penn
14	Kyle Hamilton	S	6-4	220	Jr.	Jr.	Atlanta, GA/Marist School
15	Ryan Barnes	CB	6-1 7/8	187	Fr.	Fr.	Gaithersburg, MD/Quince Orchard
16	Deion Colzie	WR	6-4 1/4	207	Fr.	Fr.	McDonough, GA/Athens Academy
16	KJ Wallace	S	5-10 1/4	185	Jr.	So.	Atlanta, GA/The Lovett School
17	Jordan Botelho	DL	6-2 1/2	245	So.	So.	Honolulu, HI/Saint Louis
17	Jack Coan	QB	6-3 1/4	223	Gr.	Sr.	Sayville, NY/Sayville/Wisconsin
18	Chance Tucker	CB	5-11 3/4	183	Fr.	Fr.	Encino, CA/Crespi Carmelite
19	Jay Bramblett	P	6-1 1/2	197	Jr.	Jr.	Tuscaloosa, AL/Hillcrest
20	C'Bo Flemister	RB	5-11 1/4	201	Sr.	Jr.	Williamson, GA/Pike County
20	JoJo Johnson	CB	5-10 7/8	191	Fr.	Fr.	Merrillville, IN/Merrillville
21	Caleb Offord	CB	6-1	192	So.	Fr.	Southaven, MS/Southaven
21	Lorenzo Styles Jr.	WR	6-1 1/8	195	Fr.	Fr.	Pickerington, OH/Pickerington Central
22	Logan Diggs	RB	5-11 3/4	206	Fr.	Fr.	Marrero, LA/Archbishop Rummel
22	Justin Walters	S	6-0 5/8	188	Fr.	Fr.	Bolingbrook, IL/Bolingbrook
23	Kyren Williams	RB	5-9	199	Jr.	So.	St. Louis, MO/St. John Vianney
24	Audric Estime	RB	5-11 1/2	228	Fr.	Fr.	Nyack, NY/St. Joseph Regional
24	Jack Kiser	LB	6-1 5/8	222	Jr.	So.	Royal Center, IN/Pioneer
25	Philip Riley	CB	5-11 1/2	202	Fr.	Fr.	Riverview, FL/Bloomingtondale
25	Chris Tyree	RB	5-9 1/2	190	So.	So.	Chester, VA/Thomas Dale
26	Leo Albano	RB	6-1	225	Sr.	Jr.	Charleston, SC/Bishop England
27	JD Bertrand	LB	6-1	230	Jr.	So.	Alpharetta, GA/Blessed Trinity
27	Chase Ketterer	RB	5-11 3/8	203	So.	Fr.	New Carlisle, IN/New Prairie
28	TaRiq Bracy	CB	5-10 1/8	177	Sr.	Sr.	Milpitas, CA/Milpitas
28	Griffin Eifert	WR	6-0 1/2	200	So.	Fr.	Fort Wayne, IN/Bishop Dwenger
29	Khari Gee	S	6-1 7/8	195	Fr.	Fr.	Atlanta, GA/Woodward Academy
29	Matt Salerno	WR	6-0 5/8	199	Sr.	Jr.	Valencia, CA/Crespi Carmelite
30	Jake Rittman	P	6-2 1/4	210	Sr.	Jr.	Lawrence, KS/Free State
30	Chris Velotta	S	5-8 7/8	195	Jr.	So.	Cleveland, OH/St. Ignatius
31	Nana Osafo-Mensah	DL	6-3 1/8	250	Jr.	So.	Fort Worth, TX/Nolan Catholic
32	Prince Kolie	LB	6-0 1/2	222	Fr.	Fr.	Jonesborough, TN/Pine-Richland
32	Chris Salerno	K	5-11	183	Fr.	Fr.	Valencia, CA/Crespi Carmelite
33	Shayne Simon	LB	6-2 3/4	233	Sr.	Sr.	West Orange, NJ/St. Peter's Prep
34	Osita Ekwonu	DL	6-0 3/4	236	Jr.	So.	Charlotte, NC/Providence Day School
36	Eddie Scheidler	S	5-9 1/2	185	Jr.	So.	Lake Forest, IL/Lake Forest
37	Henry Cook	WR	5-10	182	So.	Fr.	Shaker Heights, OH/St. Ignatius
37	Chase Love	S	6-0 1/4	197	Sr.	Jr.	Chicago Heights, IL/Marian Catholic

No.	Name	Pos.	Ht.	Wt.	Cl.	Elg.	Hometown/High School
38	Sam Assaf	RB	6-1	210	So.	So.	Atlanta, GA/Pace Academy
38	Davis Sherwood	LB	6-3	228	Fr.	Fr.	Hightstown, NJ/Good Counsel
39	Jonathan Doerer	K/P	6-3	197	Gr.	*Sr.	Charlotte, NC/South Mecklenburg
40	Drew White	LB	6-0 ¾	228	Gr.	Sr.	Boca Raton, FL/St. Thomas Aquinas
41	Kurt Hinish	DL	6-1 ¾	300	Gr.	*Sr.	Pittsburgh, PA/Central Catholic
42	Giovanni Ghilotti	LB	6-4 7/8	232	So.	Fr.	Greenbrae, CA/Marin Catholic
43	Greg Mailey	WR	6-1	203	Sr.	Jr.	Hudson, OH/Hudson
43	Marcus Thorne	CB	6-0 7/8	205	Sr.	Jr.	Washington, IN/Washington
44	Kahanu Kia	LB	6-1 3/8	217	Fr.	Fr.	Kahneohe, HI/Punahou
44	Alex Peitsch	LS	6-1 1/8	210	So.	Fr.	Ellicott City, MD/St. John's College
45	Colin Gutzmer	LB	6-0 1/8	226	Jr.	Jr.	Marietta, GA/Westminster School
46	Adam Shibley	LB	6-0 1/8	225	Gr.	Sr.	Cleveland, OH/St. Ignatius/Michigan
47	Jason Onye	DL	6-4 ½	289	Fr.	Fr.	North Providence, RI/Bishop Hendricken
48	Will Schweitzer	DL	6-4	225	Fr.	Fr.	Los Gatos, CA/Los Gatos
49	Mike Graves	CB	5-7 7/8	190	Sr.	Sr.	Los Angeles, CA/Loyola
50	Rocco Spindler	OL	6-4 5/8	300	Fr.	Fr.	Clarkston, MI/Clarkston
52	Bo Bauer	LB	6-2 ¾	233	Sr.	Sr.	Harborcreek, PA/Cathedral Prep
52	Zeke Correll	OL	6-3	295	Jr.	So.	Cincinnati, OH/Anderson
53	Quinn Murphy	OL	6-5 ¼	305	Jr.	So.	Duxbury, MA/Duxbury
54	Blake Fisher	OL	6-6	335	Fr.	Fr.	Avon, IN/Avon
54	Jacob Lacey	DL	6-1 5/8	275	Jr.	Jr.	Bowling Green, KY/South Warren
55	Jarrett Patterson	OL	6-4 ½	307	Sr.	Jr.	Laguna Hills, CA/Mission Viejo
56	Howard Cross III	DL	6-0 7/8	275	Jr.	So.	Paramus, NJ/Saint Joseph Regional
56	John Dirksen	OL	6-5 1/8	306	Sr.	Jr.	Maria Stein, OH/Marion Local
57	Jayson Ademilola	DL	6-3	280	Sr.	Sr.	Jackson, NJ/St. Peter's Prep
62	Cain Madden	OL	6-2 ½	310	Gr.	*Sr.	South Webster, OH/Minford/Marshall
64	Max Siegel II	OL	6-1 5/8	290	Sr.	Jr.	Fishers, IN/Brebeuf Jesuit
65	Michael Vinson	LS	6-2	230	Sr.	Jr.	Winnetka, IL/New Trier
68	Michael Carmody	OL	6-5 ½	290	So.	Fr.	Mars, PA/Mars Area
71	Brennan Wicks	OL	6-5	310	So.	Fr.	Forestville, MD/Bishop McNamara
72	Caleb Johnson	OL	6-5 5/8	287	Fr.	Fr.	Ocala, FL/Trinity Catholic
73	Andrew Kristofic	OL	6-5 ¼	295	Jr.	So.	Gibsonia, PA/Pine-Richland
75	Josh Lugg	OL	6-6 7/8	305	Gr.	Sr.	Wexford, PA/North Allegheny Senior
76	Joe Alt	OL	6-7 5/8	305	Fr.	Fr.	North Oaks, MN/Totino-Grace
77	Quinn Carroll	OL	6-6 5/8	313	Jr.	So.	Edina, MN/Edina
78	Pat Coogan	OL	6-5 1/8	305	Fr.	Fr.	Palos Heights, IL/Marist
79	Tosh Baker	OL	6-8	307	So.	Fr.	Scottsdale, AZ/Pinnacle
80	Cane Berrong	TE	6-3 ½	235	Fr.	Fr.	Hartwell, GA/Hart County Comprehensive
81	Jack Polian	WR	6-0 1/8	174	Fr.	Fr.	Ponte Vedra, FL/Ponte Vedra
83	Jayden Thomas	WR	6-1 ½	215	Fr.	Fr.	Paulding County, GA/Pace Academy
84	Kevin Bauman	TE	6-4 ½	242	So.	Fr.	Red Bank, NJ/Red Bank Catholic
85	George Takacs	TE	6-6	247	Sr.	Jr.	Naples, FL/Gulf Coast
86	Conor Ratigan	WR	5-11 5/8	182	Jr.	So.	Granger, IN/St. Joseph
87	Michael Mayer	TE	6-4 ½	251	So.	So.	Independence, KY/Covington Catholic
88	Mitchell Evans	TE	6-5 1/8	250	Fr.	Fr.	Wadsworth, OH/Wadsworth
89	Charlie Selna	TE	6-6 1/8	252	So.	Fr.	Atherton, CA/Sacred Heart Prep
90	Alexander Ehrensberger	DL	6-6 7/8	255	So.	Fr.	Dusseldorf, Germany/Theodor-Fliedner Gymnasium
91	Josh Bryan	K	6-0	183	Fr.	Fr.	Valencia, CA/Sierra Canyon
92	Aidan Kenaaina	DL	6-3	310	So.	Fr.	Brighton, CO/J.K. Mullen
93	Zane Heemsoth	DL	6-5	245	Jr.	So.	Elmhurst, IL/York
95	Myron Tagovailoa-Amosa	DL	6-2 ½	268	Gr.	Sr.	Ewa Beach, HI/Kapole
97	Gabriel Rubio	DL	6-5 ¼	290	Fr.	Fr.	St. Louis, MO/Lutheran of St. Charles County
98	Harrison Leonard	K/P	5-10 3/8	193	Jr.	So.	Jamestown, RI/Avon Old Farms School
99	Rylie Mills	DL	6-5 1/8	283	So.	So.	Lake Bluff, IL/Lake Forest

* - Super Senior

Note: Class years are academic enrollment; Eligibility is in regards to on the field.

HERE COME THE IRISH

THE FIGHTING IRISH

COACHES AND STAFF

2020 SEASON IN REVIEW

HISTORY & RECORDS

UNIVERSITY & MEDIA INFO

ALABAMA (1)

Name	City	High School
Jay Bramblett	Tuscaloosa	Hillcrest

ARIZONA (1)

Tosh Baker	Scottsdale	Pinnacle
------------	------------	----------

CALIFORNIA (14)

TaRiq Bracy	Milpitas	Milpitas
Josh Bryan	Valencia	Sierra Canyon
Tyler Buchner	San Diego	Helix
Cole Capen	Yorba Linda	Orange Lutheran
Isaiah Foskey	Antioch	De La Salle
Giovanni Ghilotti	Greenbrae	Marin Catholic
Mike Graves	Los Angeles	Loyola
Ramon Henderson	Bakersfield	Liberty
Jarrett Patterson	Laguna Hills	Mission Viejo
Chris Salerno	Valencia	Crespi Carmelite
Matt Salerno	Valencia	Crespi Carmelite
Will Schweitzer	Los Gatos	Los Gatos
Charlie Selna	Atherton	Sacred Heart Prep
Chance Tucker	Encino	Crespi Carmelite

COLORADO (1)

Aidan Keanaina	Brighton	J.K. Mullen
----------------	----------	-------------

CONNECTICUT (1)

Drew Pyne	New Canaan	New Canaan
-----------	------------	------------

FLORIDA (7)

Kevin Austin Jr.	Ft. Lauderdale	North Broward Prep
Caleb Johnson	Ocala	Trinity Catholic
Jack Polian	Ponte Vedra	Ponte Vedra
Philip Riley	Riverview	Bloomington
George Takacs	Naples	Gulf Coast
Drew White	Boca Raton	St. Thomas Aquinas
Joe Wilkins	North Ft. Myers	North Ft. Myers

GEORGIA (11)

Sam Assaf	Atlanta	Pace Academy
Cane Berrong	Hartwell	Hart County Comprehensive
JD Bertrand	Alpharetta	Blessed Trinity
Deion Colzie	McDonough	Athens Academy
C'Bo Flemister	Williamson	Pike County
Khari Gee	Atlanta	Woodward Academy
Colin Gutzmer	Marietta	Westminster School
Kyle Hamilton	Atlanta	Marist School
Isaiah Pryor	Lawrenceville	Archer
Jayden Thomas	Paulding County	Pace Academy
KJ Wallace	Atlanta	The Lovett School

GERMANY (1)

Alexander Ehrensberger	Dusseldorf	Theodor-Fliedner Gymnasium
------------------------	------------	----------------------------

HAWAII (4)

Jordan Botehlo	Honolulu	Saint Louis
Kahanu Kia	Kahneohe	Punahou
Marist Liufau	Kalihi	Punahou
Myron Tagovailoa-Amosa	Ewa Beach	Kapolei

ILLINOIS (9)

Pat Coogan	Palos Heights	Marist
Houston Griffith	Chicago	IMG Academy (FL)
Zane Heemsoth	Elmhurst	York
Jack Henige	Hinsdale	Fenwick
Chase Love	Chicago Heights	Marian Catholic

Name	City	High School
Rylie Mills	Lake Bluff	Lake Forest
Eddie Scheidler	Lake Forest	Lake Forest
Michael Vinson	Winnetka	New Trier
Justin Walters	Bolingbrook	Bolingbrook

INDIANA (10)

Griffin Eifert	Fort Wayne	Bishop Dwenger
Blake Fisher	Avon	Avon
Chase Ketterer	New Carlisle	New Prairie
Jack Kiser	Royal Center	Pioneer
JoJo Johnson	Merrillville	Merrillville
Paul Moala	Mishawaka	Penn
Ron Powlus III	Granger	Penn
Conor Ratigan	Granger	St. Joseph
Max Siegel	Fishers	Brebeuf Jesuit
Marcus Thorne	Washington	Washington Hatchet

KANSAS (1)

Jake Rittman	Lawrence	Free State
--------------	----------	------------

KENTUCKY (2)

Jacob Lacey	Bowling Green	South Warren
Michael Mayer	Independence	Covington Catholic

LOUISIANA (2)

Logan Diggs	Marrero	Archbishop Rummel
Lawrence Keys III	New Orleans	McDonogh 35

MARYLAND (6)

Litchfield Ajavon	Baltimore	Episcopal
Ryan Barnes	Gaithersburg	Quince Orchard
DJ Brown	Annapolis	St. John's College
Cam Hart	Baltimore	Good Counsel
Alex Peitsch	Ellicott City	St. John's College
Brennan Wicks	Forestville	Bishop McNamara

MASSACHUSETTS (1)

Quinn Murphy	Duxbury	Duxbury
--------------	---------	---------

MICHIGAN (1)

Rocco Spindler	Clarkston	Clarkston
----------------	-----------	-----------

MINNESOTA (2)

Joe Alt	North Oaks	Totino-Grace
Quinn Carroll	Edina	Edina

MISSISSIPPI (1)

Caleb Offord	Southaven	Southaven
--------------	-----------	-----------

MISSOURI (2)

Gabriel Rubio	St. Louis	Lutheran of St. Charles County
Kyren Williams	St. Louis	St. John Vianney

NEBRASKA (1)

Xavier Watts	Omaha	Harry A. Burke
--------------	-------	----------------

NEW JERSEY (7)

Jayson Ademilola	Jackson	St. Peter's Prep
Justin Ademilola	Jackson	St. Peter's Prep
Kevin Bauman	Red Bank	Red Bank Catholic
Howard Cross III	Paramus	Saint Joseph Regional
Clarence Lewis	Edison	Mater Dei
Davis Sherwood	Hightstown	Good Counsel



Name	City	High School
Shayne Simon	West Orange	St. Peter's Prep

NEW YORK (2)

Jack Coan	Sayville	Sayville
Audric Estime	Nyack	St. Joseph Regional

NORTH CAROLINA (2)

Jonathan Doerer	Charlotte	South Mecklenburg
Osita Ekwonu	Charlotte	Providence Day School

OHIO (9)

Henry Cook	Shaker Heights	St. Ignatius
Zeke Correll	Cincinnati	Anderson
John Dirksen	Maria Stein	Marion Local
Mitchell Evans	Wadsworth	Wadsworth
Cain Madden	South Webster	Minford
Greg Mailey	Hudson	Hudson
Adam Shibley	Cleveland	St. Ignatius
Lorenzo Styles Jr.	Pickerington	Pickerington Central
Chris Velotta	Cleveland	St. Ignatius

OREGON (1)

Braden Lenzy	Tigard	Tigard Senior
--------------	--------	---------------

PENNSYLVANIA (5)

Bo Bauer	Harborcreek	Cathedral Prep
Michael Carmody	Mars	Mars Area
Kurt Hinish	Pittsburgh	Central Catholic
Andrew Kristofic	Gibsonia	Pine-Richland
Josh Lugg	Wexford	North Allegheny Sr.

RHODE ISLAND (2)

Harrison Leonard	Jamestown	Avon Old Farms School
Jason Onye	North Providence	Bishop Hendricken

SOUTH CAROLINA (1)

Leo Albano	Charleston	Bishop England
------------	------------	----------------

TENNESSEE (1)

Prince Kolliie	Jonesborough	David Crockett
----------------	--------------	----------------

TEXAS (2)

Avery Davis	Cedar Hill	Cedar Hill
Nana Osafo-Mensah	Fort Worth	Nolan Catholic

VIRGINIA (2)

Brendon Clark	Midlothian	Manchester
Chris Tyree	Chester	Thomas Dale



PRONUNCIATION GUIDE

No.	NAME	PRONUNCIATION
57	Jayson Ademilola	add-ah-ME-low-la
9	Justin Ademilola	add-ah-ME-low-la
4	Litchfield Ajavon	adge-AH-von
26	Leo Albano	al-BAHN-o
38	Sam Assaf	Aye-saff
84	Kevin Bauman	Bow (take a bow)-man
80	Cane Berrong	Burr-ong
17	Jordan Botelho	Bo-tell-o
28	TaRiq Bracy	tuh-Rlque
12	Tyler Buchner	Buck-ner
8	Cole Capen	Cape-un
17	Jack Coan	Cone
78	Pat Coogan	Cooo-gun
52	Zeke Correll	Core-ell
39	Jonathan Doerer	DOOR-er
90	Alexander Ehrensberger	Air-ens-ber-ger
28	Griffin Eifert	Eye-fert
34	Osita Ekwonu	oh-SEE-tuh e-KWAN-ooo
24	Audric Estime	ES-tim-MAY
20	C'Bo Flemister	SEE-bo
11	Ramon Henderson	RAH-moan

No.	NAME	PRONUNCIATION
29	Khari Gee	CAR-ee G
41	Kurt Hinish	HI-nish
7	Isaiah Foskey	Foss key
42	Giovanni Ghilotti	Gio-vahnni Juh-lot-ee
92	Aidan Keanaaina	Key -aw-nah-eye-nah
44	Kahanu Kia	kuh-HAWN-ooo KEY-uh
73	Andrew Kristofic	kris-TAH-fik
8	Marist Liufau	lee-UH-fow
87	Michael Mayer	Mayor
13	Paul Moala	mo-ALA
47	Jason Onye	own-yay
31	Nana Osafo-Mensah	nah-nah oh-SAH-fo MEN-suh
44	Alex Peitsch	Pie-sh
11	Ron Powlus III	PAUL-us
36	Eddie Scheidler	SHIDE-ler
48	Will Schweitzer	Sh-white-zer
50	Rocco Spindler	Rock-o
95	Myron Tagovailoa-Amosa	tounge-uh-vai-LO-uah uh-MOE-suh
85	George Takacs	tak-ISS



57 JAYSON ADEMILOLA

DL • 6' 3", 280 lbs • Senior/Senior
Jackson, NJ (St. Peter's Prep)

ADEMILOLA'S CAREER HIGHS

Tackles: 5, at Duke (2019)
Tackles-for-Loss: 1.0 (3x), MR vs. Navy (2019)
Sacks: 0.5 (2x), MR vs. Alabama (2021)
Forced Fumbles: N/A
Fumble Recoveries: N/A

ADEMILOLA'S CAREER STATISTICS

TACKLES	g	ua	a	total	tfl	pd	ff	fr	blk	qbh
2018	12	11	8	19	1.5-5	0	0	0	0	1
2019	11	9	16	25	4.0-12	1	0	0	0	2
2020	8	4	7	11	1.5-12	0	0	0	0	4
TOTAL	31	24	31	55	7.0-29	1	0	0	0	7

SACKS	g	ua	a	total	yards
2018	12	0	1	0.5	3
2019	11	0	0	0.0	0
2020	8	0	1	0.5	4
TOTAL	31	0	2	1.0	7

JUNIOR SEASON (2020)

- Totaled two QBH in the season-opening win vs. Duke (9/12).
- Made his first-career start and posted a tackle in the win vs. Florida State (10/10).
- Started for the second-consecutive game at defensive line in the 12-7 win vs. Louisville (10/17).
- Posted a tackle in the 45-3 win at Pitt (10/24).
- Marked a tackle in the 31-13 win at Georgia Tech (10/31).
- Made a tackle in the 47-40 2OT win over then-No. 1 Clemson (11/7).
- Posted two solo tackles in the ACC Championship game (12/19).
- Totaled five tackles, 0.5 sacks and 1.5 TFL (loss of 12 yards) in the CFP Semifinal at the Rose Bowl Game (1/1/21).

SOPHOMORE SEASON (2019)

- Saw the field in 11 games on the year, making 25 total tackles to go along with 4.0 tackles for loss, two QB hurries and a pass break-up.
- Recorded a tackle for loss in each of the first two games of the season (at Louisville, New Mexico).
- Made a season-high five tackles against Duke.
- Had four tackles against New Mexico.
- Recorded a tackle for loss, along with three total tackles, against Navy.

FRESHMAN SEASON (2018)

- Played in 11 of 12 games as a rookie.
- Made 17 total tackles with 0.5 tackles for loss.
- Had four total tackles against both Wake Forest and Syracuse, while adding 0.5 TFL against the Orange.



9 JUSTIN ADEMILOLA

DL • 6' 1 3/4", 255 lbs • Senior/Junior
Jackson, NJ (St. Peter's Prep)

ADEMILOLA'S CAREER HIGHS

Tackles: 4 (2x), MR at Pitt (2020)
Tackles-for-Loss: 1.5, at North Carolina (2020)
Sacks: 1.0, at North Carolina (2020)
Forced Fumbles: N/A
Fumble Recoveries: N/A

ADEMILOLA'S CAREER STATISTICS

TACKLES	g	ua	a	total	tfl	pd	ff	fr	blk	qbh
2018	4	6	3	9	0.0-0	0	0	0	0	0
2019	8	6	3	9	1.0-2	0	0	0	0	0
2020	11	10	6	16	2.5-5	1	0	0	0	0
TOTAL	23	22	12	34	3.5-7	1	0	0	0	0

SACKS	g	ua	a	total	yards
2018	4	0	0	0.0	0
2019	8	0	0	0.0	0
2020	11	1	0	1.0	2
TOTAL	23	1	0	1.0	2

JUNIOR SEASON (2020)

- Posted two tackles in the season-opening win vs. Duke (9/12).
- Saw action in the 52-0 win vs. South Florida (9/19).
- Posted a tackle in the win vs. Florida State (10/10).
- Saw action in the 12-7 win vs. Louisville (10/17).
- Tallied four tackles (three solo), including 1.0 TFL (-2 yards) in the 45-3 win at Pitt (10/24).
- Totaled two tackles in the 31-13 win at Georgia Tech (10/31).
- Made a tackle in the 47-40 2OT win over then-No. 1 Clemson (11/7).
- Saw action in the 45-31 win at Boston College (11/14).
- Posted three tackles, 1.0 sack and 1.5 TFL in the 31-17 win at No. 19 North Carolina (11/27). The sack was the first of his career.
- Posted two tackles in the 41-25 regular season finale win over Syracuse (12/5).
- Marked one solo tackle and one pass breakup in the ACC Championship game (12/19).
- Totaled one tackle in the CFP Semifinal at the Rose Bowl Game (1/1/21).

SOPHOMORE SEASON (2019)

- Played in eight games on the year, making nine tackles and one tackle for loss.
- Made three tackles in the season finale at Stanford.
- Had a pair of tackles against Bowling Green and Duke.

FRESHMAN SEASON (2018)

- Saw action in three games during the regular season (Wake Forest, Virginia Tech and Florida State).
- Made seven total tackles, four against the Demon Deacons and three against Virginia Tech.



4 LITCHFIELD AJAVON

S • 6' 0 1/8", 193 lbs • Junior/Sophomore
Baltimore, MD (Episcopal)

AJAVON'S CAREER STATISTICS


PARTICIPATION	g
2019	3 No other statistics
2020	4 No other statistics
TOTAL	7 No other statistics

SOPHOMORE SEASON (2020)

- Saw action in the win vs. Florida State (10/10).
- Saw action in the 45-3 win at Pitt (10/24).
- Saw action in the 31-13 win at Georgia Tech (10/31).
- Played in the 41-25 regular season finale win over Syracuse (12/5).

FRESHMAN SEASON (2019)

- Saw action in two games during rookie season (Bowling Green and Duke).



26 LEO ALBANO

RB • 6' 1", 225 lbs • Senior/Junior
Charleston, SC (Bishop England)

ALBANO'S CAREER STATISTICS

PARTICIPATION	g
2019	1 No other statistics
2020	1 No other statistics
TOTAL	2 No other statistics

JUNIOR SEASON (2020)

- Saw game action in the home win over South Florida..

SOPHOMORE SEASON (2019)

- Saw game action for the first time in the win over New Mexico.

FRESHMAN SEASON (2018)

- Did not see any game action during the season.
- Helped the Notre Dame offensive scout team during game preparation.



76 JOE ALT

OL • 6' 7 5/8", 305 lbs • Freshman/Freshman
North Oaks, MN (Totino-Grace)

PREP AND PERSONAL

- Four-star recruit by 247Sports.
- Three-star recruit by Rivals and ESPN.
- No. 179 player nationally, No. 21 offensive tackle nationally and No. 2 player from Minnesota by 247Sports.com.
- No. 60 player regionally, No. 15 offensive tackle nationally and No. 5 player from Minnesota by ESPN.com (78 Scout Grade).
- 5.6 Rivals rank.
- After his senior year, Alt earned All-Metro, All-District, Minnesota Vikings All-State, Academic All-State and a Mr. Football Finalist.
- As a junior, played tight end and defensive end.
- He hauled in 17 receptions for 143 yards.
- Played for coach Jay Anderson at Totino-Grace.
- Also played basketball at Totino-Grace.
- Son of Carolyn and John Alt.
- Father, John, played on the offensive line at Iowa, and was a first round pick of the Kansas City Chiefs in 1984.
- John was a two-time Pro Bowl selection, and was inducted into the Chiefs Hall of Fame in 2002.
- Has four siblings; Lauren, Mark, Julia and Jordyn.
- Brother, Mark, played hockey at Minnesota, and is currently playing in the NHL with the Los Angeles Kings.
- Intends to major in mechanical engineering.



38 SAM ASSAF

RB • 6' 1", 210 lbs • Freshman/Freshman
Atlanta, GA (Pace Academy)



4 KEVIN AUSTIN JR.

WR • 6' 2", 215 lbs • Senior/Junior
Ft. Lauderdale, FL (North Broward Prep)

AUSTIN JR.'S CAREER HIGHS

Receptions: 2, vs. Wake Forest (2018)
Receiving Yards: 38, at Navy (2018)
Longest Reception: 38, at Navy (2018)
Receiving TDs: N/A

AUSTIN JR.'S CAREER STATISTICS

RECEIVING	g	rec	yards	td	long	rec/g	avg/c	avg/g
2018	11	5	90	0	38	0.5	18.0	8.2
2020	2	1	18	0	18	0.5	18.0	9.0
TOTAL	13	6	108	0	38	0.5	18.0	8.3

ALL PURPOSE	g	rush	rcv	pr	kr	lr	total	avg/g
2018	11	0	90	0	0	0	90	8.2
2020	2	0	18	0	0	0	18	9.0
TOTAL	13	0	108	0	0	0	108	8.3

JUNIOR SEASON (2020)

- Was sidelined due to injury for the games vs. Duke (9/12) and South Florida (9/19).
- Saw action in the win vs. Florida State (10/10).
- Caught one pass for 18 yards in the 12-7 win vs. Louisville (10/17).
- Sidelined with an injury at Pitt (10/24).

SOPHOMORE SEASON (2019)

- Did not see action during sophomore campaign.

FRESHMAN SEASON (2018)

- Had five catches for 90 yards while appearing in 11 games.
- Made first collegiate reception against Vanderbilt.
- Had a pair of catches at Wake Forest.
- Snared a 38-yard reception against Navy.



79 TASH BAKER

OL • 6' 8", 307 lbs • Sophomore/Freshman
Scottsdale, AZ (Pinnacle)

BAKER'S CAREER STATISTICS

PARTICIPATION	g
2020	2 No other statistics
TOTAL	2 No other statistics

FRESHMAN SEASON (2020)

- Saw action in the 52-0 win vs. South Florida (9/19).
- Played in the 41-25 regular season finale win over Syracuse (12/5).




15 RYAN BARNES

CB • 6' 1 7/8", 187 lbs • Freshman/Freshman
Gaithersburg, MD (Quince Orchard)

PREP AND PERSONAL

- Three-star recruit by 247Sports, ESPN and Rivals.
- No. 35 cornerback nationally and No. 15 player from Maryland by 247Sports.com

- No. 63 cornerback nationally and No. 21 player from Maryland by Rivals (5.6 Rivals rank).
- No. 52 player regionally, No. 29 cornerback nationally and No. 19 player from Maryland by ESPN.com (79 Scout Grade).
- 2020 Sports Illustrated All-American candidate.
- Guided Quince Orchard to the state semifinals in 2019 and was a member of the state championship team in 2018.
- Finished the 2019 season with 30+ tackles, two interceptions (both returned for a touchdown) and tallied 15 pass deflections.
- Earned All-Montgomery County Second Team Defense honors in 2019.
- Also ran track at Quince Orchard (100 and 200 meters, relays).
- Played for coach John Kelley at Quince Orchard.
- Son of Kristin and Dennis Barnes Jr.
- Has three siblings; Bryce, Jalynn and Chris.
- Intends to major in biology.



52 BO BAUER

LB • 6' 2 3/4", 233 lbs • Senior/Senior
Harborcreek, PA (Cathedral Prep)

BAUER'S CAREER HIGHS

Tackles: 6 (2x), MR vs. Syracuse (2020)
Tackles-for-Loss: 2.0 (2x), vs. Syracuse (2020)
Sacks: 1.0, vs. Florida State (2020)
Forced Fumbles: N/A
Fumble Recoveries: N/A
Interceptions: 1, at Pitt (2020)
INT Return Yards: 16, at Pitt (2020)

BAUER'S CAREER STATISTICS

INTERCEPTIONS	g	no.	yards	td	long	avg/r	avg/g
2018	13	0	0	0	0	0.0	0.0
2019	13	0	0	0	0	0.0	0.0
2020	12	1	16	0	16	16.0	1.3
TOTAL	38	1	16	0	16	16.0	0.4

TACKLES	g	ua	a	total	tfl	pd	ff	fr	blk	qbh
2018	13	7	3	10	0.0-0	0	0	0	0	0
2019	13	18	10	28	2.0-4	0	0	0	1	0
2020	12	17	9	26	4.5-17	2	0	0	0	3
TOTAL	38	42	22	64	6.5-21	2	0	0	1	3

SACKS	g	ua	a	total	yards
2018	13	0	0	0.0	0
2019	13	0	0	0.0	0
2020	12	1	0	1.0	7
TOTAL	38	1	0	1.0	7

JUNIOR SEASON (2020)

- Posted two tackles in the season-opening win vs. Duke (9/12).
- Posted three tackles in the 52-0 win vs. South Florida (9/19).
- Marked his first-career sack (loss of seven yards), in addition to four solo tackles and 2.0 TFL (-8 yards) in the win vs. Florida State (10/10).
- Posted four tackles (three solo) in the 12-7 win vs. Louisville (10/17).
- Marked his first-career interception (16-yard return), adding a tackle, in the 45-3 win at Pitt (10/24).
- Marked a tackle and one QBH in the 31-13 win at Georgia Tech (10/31).
- Added a QBH in the 47-40 2OT win over then-No. 1 Clemson (11/7).


- Registered 0.5 TFL and a pass breakup in the 45-31 win at Boston College (11/14).
- Posted two tackles in the 31-17 win at No. 19 North Carolina (11/27).
- Notched six tackles, ranking second on the team, including 2.0 TFL, in the 41-25 regular season finale win over Syracuse (12/5).
- Noted a tackle in the ACC Championship game (12/19).
- Posted a tackle in the CFP Semifinal at the Rose Bowl Game (1/1/21).

SOPHOMORE SEASON (2019)

- Saw the field in all 13 games, making 28 tackles.
- Recorded 2.0 tackles for loss and blocked a kick.
- Made a season-high five tackles against Navy.
- Had four tackles each in wins over New Mexico and Bowling Green, while adding a tackle for loss against both Lobos and Falcons.
- Blocked a punt against Michigan.

FRESHMAN SEASON (2018)

- Played in all 13 games with 10 total tackles.



84 KEVIN BAUMAN

TE • 6' 4 1/2", 242 lbs • Sophomore/Freshman
Red Bank, NJ (Red Bank Catholic)

BAUMAN'S CAREER HIGHS


Receptions: 1, vs. South Florida (2020)
Receiving Yards: 5, vs. South Florida (2020)
Longest Reception: 5, vs. South Florida (2020)
Receiving TDs: N/A

BAUMAN'S CAREER STATISTICS

RECEIVING	g	rec	yards	td	long	rec/g	avg/c	avg/g
2020	4	1	5	0	5	0.2	5.0	1.2
TOTAL	4	1	5	0	5	0.2	5.0	1.2

FRESHMAN SEASON (2020)

- Saw his first-career game action and caught his first-career pass for a five-yard gain in the 52-0 win vs. South Florida (9/19).
- Saw action in the 45-3 win at Pitt (10/24).
- Played in the 41-25 regular season finale win over Syracuse (12/5).
- Saw action in the CFP Semifinal at the Rose Bowl Game (1/1/21).




80 KANE BERRONG

TE • 6' 3 1/2", 235 lbs • Freshman/Freshman
Hartwell, GA (Hart County)

PREP AND PERSONAL

- Four-star recruit by ESPN.
- Three-star recruit by 247Sports and Rivals.

- No. 49 player nationally, No. 1 tight end nationally, No. 20 player regionally and No. 5 player from Georgia by ESPN.com (86 Scout Grade).
- No. 28 tight end nationally and No. 36 player from Georgia by 247Sports.com.
- No. 30 tight end nationally and No. 37 player from Georgia by Rivals (5.7 Rivals rank).
- Invited to play in the 2021 Under Armour All-America Game in Orlando before it was canceled.
- Named to the 2020 Preseason All-Georgia Second Team by MaxPreps.
- Recorded 26 catches for 305 yards and four touchdowns in 2020.
- Caught 43 receptions for 486 yards and four touchdowns in 2019.
- Played for coach Rance Gillespie at Hart County.
- Also plays baseball at Hart County.
- Son of Jennifer and Scott Berrong.
- Has a younger brother, Chase.
- Intends to major in exercise science.



27 JD BERTRAND

LB • 6' 1", 230 lbs • Junior/Sophomore
Alpharetta, GA (Blessed Trinity)

BERTRAND'S CAREER HIGHS

Tackles: 3 (2x), MR vs. Florida State (2020)
Tackles-for-Loss: N/A
Sacks: N/A
Forced Fumbles: N/A
Fumble Recoveries: N/A

BERTRAND'S CAREER STATISTICS

TACKLES	g	ua	a	total	tfl	pd	ff	fr	blk	qbh
2019	2	0	0	0	0.0-0	0	0	0	0	0
2020	11	5	2	7	0.0-0	0	0	0	0	0
TOTAL	13	5	2	7	0.0-0	0	0	0	0	0

SOPHOMORE SEASON (2020)

- Did not participate vs. Duke (9/12).
- Posted three tackles (two solo) in the 52-0 win vs. South Florida (9/19).
- Marked three tackles (two solo) in the win vs. Florida State (10/10).
- Saw action in the 12-7 win vs. Louisville (10/17).
- Saw action in the 12-7 win vs. Louisville (10/17) and in the 45-3 win at Pitt (10/24).
- Saw action in the 31-13 win at Georgia Tech (10/31).
- Saw action in the 47-40 2OT win over then-No. 1 Clemson (11/7).
- Saw action in the 45-31 win at Boston College (11/14).
- Did not participate at North Carolina (11/27).
- Marked a tackle in the 41-25 regular season finale win over Syracuse (12/5).
- Saw action in the ACC Championship game (12/19).
- Saw action in the CFP Semifinal at the Rose Bowl Game (1/1/21).

FRESHMAN SEASON (2019)

- Saw action in four games during rookie campaign.
- Played exclusively on special teams against Bowling Green, Navy, Boston College and Stanford.



17 JORDAN BOTELHO

DL • 6' 2 1/2", 245 lbs • Sophomore/Sophomore
Honolulu, HI (Saint Louis)

BOTELHO'S CAREER HIGHS

Tackles: 1 (3x), MR vs. Clemson (2020)

Tackles-for-Loss: N/A

Sacks: N/A

Forced Fumbles: N/A

Fumble Recoveries: N/A

BOTELHO'S CAREER STATISTICS

PUNT RETURNS	g	no.	yards	td	long	avg/r	avg/g
2020	11	0	1	1	1	0.0	0.1
TOTAL	11	0	1	1	1	0.0	0.1

TACKLES	g	ua	a	total	tfl	pd	ff	fr	blk	qbh
2020	11	2	2	4	0.0-0	0	0	0	0	0
TOTAL	11	2	2	4	0.0-0	0	0	0	0	0

FRESHMAN SEASON (2020)

- Did not participate vs. Duke (9/12).
- Posted one tackle and returned a blocked punt (Osita Ekwonu block) for a touchdown in the 52-0 win vs. South Florida (9/19). His scoring return marked the only punt return TD in the ACC that week.
- Botelho also provided notable pressure on another South Florida punt, forcing a rushed punt that traveled just one yard and gave the Irish possession at the South Florida 25-yard line.
- Posted one tackle in the win vs. Florida State (10/10).
- Posted one tackle in the 12-7 win vs. Louisville (10/17).
- Saw action in the 45-3 win at Pitt (10/24).
- Saw action in the 31-13 win at Georgia Tech (10/31).
- Marked a tackle in the 47-40 2OT win over then-No. 1 Clemson (11/7).
- Saw action in the 45-31 win at Boston College (11/14).
- Saw action in the 31-17 win at No. 19 North Carolina (11/27).
- Played in the 41-25 regular season finale win over Syracuse (12/5).
- Saw action in the ACC Championship game (12/19).
- Saw action in the CFP Semifinal at the Rose Bowl Game (1/1/21).



28 TARIQ BRACY

CB • 5' 10 1/8", 177 lbs • Senior/Senior
Milpitas, CA (Milpitas)

BRACY'S CAREER HIGHS

Tackles: 8, vs. Florida State (2020)

Forced Fumbles: 1 (2x), MR vs. Bowling Green (2019)

Fumble Recoveries: 1 (2x), MR at Duke (2019)

Interceptions: N/A

INT Return Yards: N/A

Pass Breakups: 2 (3x), MR vs. Duke (2020)

BRACY'S CAREER STATISTICS

TACKLES	g	ua	a	total	tfl	pd	ff	fr	blk	qbh
2018	12	14	4	18	0.0-0	0	1	0	0	0
2019	12	25	9	34	0.0-0	7	1	2	0	0
2020	8	22	2	24	2.0-7	3	0	0	0	0
TOTAL	32	61	15	76	2.0-7	10	2	2	0	0

HONORS AND AWARDS

- PFF Team of the Week (2020 Week One vs. Duke - 9/12)

JUNIOR SEASON (2020)

- Started at CB and was named to the Pro Football Focus Team of the Week for his play in the season-opening win vs. Duke (9/12).
- According to PFF, Bracy forced a contested target and incompletions on two of three targets, and did not allow any yards.
- Bracy posted four tackles (all solo) and two pass breakups.
- Did not participate vs. South Florida (9/19).
- Started and tallied eight tackles (all solo), tied for the team lead, also adding a TFL (-6 yards) and a pass breakup vs. Florida State (10/10).
- Started and tied for the team lead in tackles with six, adding 1.0 TFL (-1) in the 12-7 win vs. Louisville (10/17).
- Did not participate at Pitt (10/24).
- Started in the 31-13 win at Georgia Tech (10/31).
- Started and posted two tackles in the 47-40 2OT win over then-No. 1 Clemson (11/7).
- Registered three tackles in the 45-31 win at Boston College (11/14).
- Started and posted a tackle in the 31-17 win at No. 19 North Carolina (11/27).
- Played in the 41-25 regular season finale win over Syracuse (12/5).

SOPHOMORE SEASON (2019)

- Played in 12 of 13 games on the season, totaling 34 tackles with seven pass break-ups, two fumble recoveries and a forced fumble.
- Had a season-high seven tackles against Virginia.
- Broke up two passes at Georgia while making three tackles.
- Forced a fumble while adding two pass break-ups and four tackles against Bowling Green.
- Recovered a fumble at Duke.
- Made five tackles in win over Navy.

FRESHMAN SEASON (2018)

- Appeared in 11 games with 18 total tackles and a forced fumble.
- Recorded seven tackles against Pitt.
- Forced a fumble against Florida State.
- Made three solo tackles in the regular-season finale at USC.



19 JAY BRAMBLETT

P • 6' 1 1/2", 197 lbs • Junior/Junior
Tuscaloosa, AL (Hillcrest)

BRAMBLETT'S CAREER HIGHS

Punts: 10, at Michigan (2019)
Punt Yards: 423, at Michigan (2019)
Long Punt: 61, at Michigan (2019)
Rushes: 1 (2x), MR vs. Louisville (2020)
Rushing Yards: 14, vs. Duke (2020)

BRAMBLETT'S CAREER STATISTICS

ALL PURPOSE	g	rush	rcv	pr	kr	lr	total	avg/g
2019	13	0	0	0	0	0	0	0.0
2020	12	21	0	0	0	0	21	1.8
TOTAL	25	21	0	0	0	0	21	0.8

PUNTING	g	no.	yards	long	avg
2019	13	63	2485	61	39.4
2020	12	43	1839	59	42.8
TOTAL	25	106	4324	61	40.8

TACKLES	g	ua	a	total	tfl	pd	ff	fr	blk	qbh
2019	13	0	0	0	0.0-0	0	0	0	0	0
2020	12	1	0	1	0.0-0	0	0	0	0	0
TOTAL	25	1	0	1	0.0-0	0	0	0	0	0

SOPHOMORE SEASON (2020)

- Punted six times for 263 yards (43.8-yard avg., 53-yard long, also had punts of 52 and 45 yards), in the season-opening win vs. Duke (9/12).
- Was also responsible for the success of a fake punt play, when he rushed for 14 yards, cutting to get the Irish the first down and keeping Notre Dame's drive alive to end in a touchdown.
- His 43.8-yard punting average that week was just four yards behind the FBS-leading figure (47.8) and he ranked fifth in the conference and seventh among FBS players in this category.
- Punted twice for 74 yards (40-yard long) with one punt inside the 20 in the 52-0 win vs. South Florida (9/19).
- Punted three times for 119 yards (39.7 avg., 44-yard long) in the win vs. Florida State (10/10).
- Punted twice for 83 yards (41.5 avg.) and rushed once for seven yards in the 12-7 win vs. Louisville (10/17).
- Punted five times, averaging 42.4 yards (49-yard long), in the 45-3 win at Pitt (10/24).
- Punted three times, averaging 39.7 yards (45-yard long), in the 31-13 win at Georgia Tech (10/31).
- Marked three punts, averaging 41.0 yards, also making a special teams tackle to end the first half in the 47-40 2OT win over then-No. 1 Clemson (11/7).
- Did not punt, but saw action in the 45-31 win at Boston College (11/14).
- Punted five times, averaging 43.0 yards and pinning two punts at the three-yard line, in the 31-17 win at No. 19 North Carolina (11/27).
- Punted four times, averaging 38.2 yards (42-yard long), in the 41-25 regular season finale win over Syracuse (12/5).
- Notched a 59-yard punt, his longest of the season and totaled six punts for 48.2 avg. in the ACC Championship game (12/19).
- Punted four times, averaging 47.2 yards (53-yard long) in the CFP Semifinal at the Rose Bowl Game (1/1/21).

FRESHMAN SEASON (2019)

- Became team's starting punter during rookie season, punting 63 times on the year for an average of 39.4 yards-per-punt
- Placed 18 punts inside the opponent's 20-yard line
- Had five punts longer than 50 yards
- Did not have a punt blocked on the year
- Recorded a long punt of 61 yards against Michigan



12 DJ BROWN

S • 6' 0 3/8", 200 lbs • Senior/Junior
Annapolis, MD (St. John's College)

BROWN'S CAREER HIGHS

Tackles: 3, vs. New Mexico (2019)
Forced Fumbles: N/A
Fumble Recoveries: N/A
Interceptions: N/A
INT Return Yards: N/A
Pass Breakups: 1 (2x), MR vs. Florida State (2020)

BROWN'S CAREER STATISTICS

TACKLES	g	ua	a	total	tfl	pd	ff	fr	blk	qbh
2018	1	0	0	0	0.0-0	0	0	0	0	0
2019	9	3	4	7	0.0-0	0	0	0	0	0
2020	12	7	1	8	0.0-0	2	0	0	0	1
TOTAL	22	10	5	15	0.0-0	2	0	0	0	1

JUNIOR SEASON (2020)

- Marked one pass breakup in the season-opening win vs. Duke (9/12), which was a near interception.
- Posted two tackles (both solo) and a QB hurry in the 52-0 win vs. South Florida (9/19).
- Marked one tackle and a pass breakup in the win vs. Florida State (10/10).
- Saw action in the 12-7 win vs. Louisville (10/17).
- Posted one tackle in the 45-3 win at Pitt (10/24).
- Posted two solo tackles in the 31-13 win at Georgia Tech (10/31).
- Marked a tackle in the 47-40 2OT win over then-No. 1 Clemson (11/7).
- Saw action in the 45-31 win at Boston College (11/14).
- Saw action in the 31-17 win at No. 19 North Carolina (11/27).
- Played in the 41-25 regular season finale win over Syracuse (12/5).
- Saw action in the ACC Championship game (12/19).
- Saw action in the CFP Semifinal at the Rose Bowl Game (1/1/21).

SOPHOMORE SEASON (2019)

- Played in nine games on the year, making seven tackles.
- Recorded three tackles in the win over New Mexico.

FRESHMAN SEASON (2018)

- Made collegiate debut at Wake Forest in only action of the season.



91 JOSH BRYAN

K • 5' 11 5/8", 183 lbs • Freshman/Freshman
Valencia, CA (Sierra Canyon)

PREP AND PERSONAL

- Three-star recruit by ESPN.
- Two-star recruit by 247Sports and Rivals.
- No. 6 kicker nationally, No. 147 player regionally and No. 90 player from California by ESPN.com (75 Scout Grade).
- No. 9 kicker nationally and No. 306 player from California by 247Sports.com.
- No. 1 kicker nationally by Chris Sailer Kicking.
- 5.4 Rivals rank.
- Participated in the 2021 Polynesian Bowl on January 23 in Hawaii.
- Named to the 2020 MaxPreps Preseason All-State First Team.
- Tallied 87 points in his junior year after hitting 11-of-19 field goals and 54-of-61 PATs.
- Sierra Canyon reached the 1-AA state finals in 2018 and 2019.
- Recorded 87 points during his sophomore year, making 8-of-15 field goals and 63-of-68 PATs.
- Also started at linebacker for Sierra Canyon.
- Played for coach Jon Ellinghouse at Sierra Canyon.
- Son of Debbie and Mitch Bryan.
- Has two siblings; Toby and Luke.



12 TYLER BUCHNER

QB • 6' 1", 215 lbs • Freshman/Freshman
San Diego, CA (Helix)

PREP AND PERSONAL

- Four-star recruit by 247Sports, ESPN and Rivals.
- No. 39 player nationally, No. 7 pocket passer quarterback nationally, No. 6 player regionally and No. 3 player from California by ESPN.com (87 Scout Grade).
- No. 88 player nationally, No. 4 dual-threat quarterback nationally and No. 7 player from California by 247Sports.com.
- No. 111 player nationally, No. 4 dual-threat quarterback nationally and No. 8 player from California by Rivals (5.9 Rivals rank).
- 2020 Preseason First Team All-American by MaxPreps.
- Competed at the 2020 Elite 11 Finals.
- Invited to play in the 2021 Under Armour All-America Game in Orlando before it was canceled.
- Finished 276-of-402 for 4,474 yards, 53 TD's and 5 INT's as a junior at The Bishop's School.
- Rushed for 1,610 yards on 128 carries and 28 TD's in 2019.
- Ranked No. 1 in the country for total yards in 2019, and No. 3 all-time for a single season.
- 2019 Silver Pigskin Award Winner (Most Outstanding player in San Diego County).
- Also played lacrosse and rugby.
- Son of Audrey and Todd Buchner.
- Has three siblings; Brooke, Paige and Bryce.
- Sister, Brooke, plays Beach Volleyball at Cal.



8 COLE CAPEN

QB • 6' 4 1/2", 232 lbs • Senior/Junior
Yorba Linda, CA (Orange Lutheran)

JUNIOR SEASON (2020)

- Did not see the field during junior campaign.

SOPHOMORE SEASON (2019)

- Did not see the field during sophomore campaign.

FRESHMAN SEASON (2018)

- Did not see any game action during the season.
- Helped the Notre Dame offensive scout team during game preparation.



68 MICHAEL CARMODY

OL • 6' 5 1/2", 290 lbs • Sophomore/Freshman
Mars, PA (Mars Area)

CARMODY'S CAREER STATISTICS

PARTICIPATION	g	
2020	1	No other statistics
TOTAL	1	No other statistics

FRESHMAN SEASON (2020)

- Saw action in the 52-0 win vs. South Florida (9/19).



77 QUINN CARROLL

OL • 6' 6 5/8", 313 lbs • Junior/Sophomore
Edina, MN (Edina)

CARROLL'S CAREER STATISTICS

PARTICIPATION	g	
2020	3	No other statistics
TOTAL	3	No other statistics

SOPHOMORE SEASON (2020)

- Saw action in the 52-0 win vs. South Florida (9/19).
- Saw action in the 45-3 win at Pitt (10/24).
- Played in the 41-25 regular season finale win over Syracuse (12/5).

FRESHMAN SEASON (2019)

- Did not see action during rookie campaign after sustaining a knee injury during fall camp



7 BRENDON CLARK

QB • 6' 1 5/8", 225 lbs • Junior/Sophomore
Midlothian, VA (Manchester)

CLARK'S CAREER HIGHS

Completions: 1 (2x), MR at Pitt (2020)
Attempts: 3, vs. New Mexico (2019)
Passing Yards: 22, at Pitt (2020)
Longest Pass: 22, at Pitt (2020)
Passing TDs: 1, vs. New Mexico (2019)
Rushes: 4, vs. New Mexico (2019)
Rushing Yards: 22, vs. New Mexico (2019)
Longest Rush: 14, vs. New Mexico (2019)
Rushing TDs: N/A

CLARK'S CAREER STATISTICS

RUSHING	g	att	yards	td	long	avg/c	avg/g
2019	3	5	33	0	14	6.6	11.0
2020	1	1	-4	0	0	-4.0	-4.0
TOTAL	4	6	29	0	14	4.8	7.2

PASSING	g	cmp-att-int	yards	td	long	pct	avg/p	avg/g
2019	3	1-1-0	22	1	22	100.0	22.0	7.3
2020	1	1-3-0	7	0	7	33.3	2.3	7.0
TOTAL	4	2-4-0	29	1	22	50.0	7.2	7.2

SOPHOMORE SEASON (2020)

- Saw first game action of the season, completing a pass for seven yards and rushing once, in the 45-3 win at Pitt (10/24).

FRESHMAN SEASON (2019)

- Saw action in a pair of games as a freshman.
- Made collegiate debut against New Mexico, completing one pass for a 22-yard touchdown to Braden Lenzy.
- Also saw the field against Bowling Green.



17 JACK COAN

QB • 6' 3 1/4", 223 lbs • Graduate Student/Senior
Sayville, NY (Sayville/Wisconsin)

A graduate transfer, Coan enrolled at Notre Dame beginning in the spring semester of 2021. He spent four seasons at Wisconsin prior to joining the Irish.

Awards and Honors

2020 Preseason: William V. Campbell Trophy semifinalist, Maxwell Award watch list, Manning Award watch list, Davey O'Brien Award watch list, Unitas Golden Arm Award watch list

2019: All-Big Ten honorable mention, Rose Bowl Big Ten Player of the Week (Oct.

14), Academic All-Big Ten

2018: Academic All-Big Ten

CAREER

Has played in 25 games with 18 starts at quarterbackhas completed 68.0% of his passes for 3,278 yards, 23 touchdowns and eight interceptions

2019 SEASON


- Earned second letter, starting all 14 games at quarterback.
- Completed school-record 236 passes for 2,727 yards, the third-highest single-season total in UW history, with 18 touchdowns and five interceptions.
- 339 pass attempts marked second-highest total in UW history
- Completion percentage of 69.6% ranked third and pass efficiency rating of 151.8 ranked fourth on Badgers' single-season lists.
- Scored four rushing touchdowns.
- Set career highs with 26 completions for 363 yards — fifth-highest single-game total in school history — and three touchdowns vs. Central Michigan on Sept. 7.
- Went 13-for-16 for 128 yards and scored two rushing touchdowns, including a career-long 25-yarder, vs. Michigan on Sept. 21.
- Was 15-for-22 for 280 yards and two touchdowns as Badgers clinched Big Ten West Division title in win over Minnesota on Nov. 30.
- Went 15-for-19 for 203 yards and two touchdowns vs. Purdue on Nov. 23.
- Threw two touchdowns on 16-for-25 passing for 173 yards vs. Iowa on Nov. 9.
- Opened season going 19-for-26 for 201 yards and two touchdowns at South Florida on Aug. 30.
- Threw for 232 yards on 17-for-33 passing and scored two rushing touchdowns vs. Ohio State in Big Ten Football Championship Game on Dec. 7.
- Was 23-for-35 for 186 yards and one touchdown vs. Oregon in Rose Bowl on Jan. 1.

2018 SEASON

- Earned first letter, playing in five games with four starts at quarterback.
- Went 2-2 as a starter, winning consecutive starts to end the season.
- Completed 60.2% (56 of 93) passes for 515 yards and five touchdowns.
- Completed 16 of 24 passes (66.6%) for career-high 160 yards and 2 touchdowns in triple-overtime win at Purdue on Nov. 17.
- Went 6-for-11 for 73 yards and one touchdown passing while also rushing for a touchdown vs. Miami in Pinstripe Bowl on Dec. 27.
- Made first career start at Northwestern on Oct. 27, going 20-for-31 (64.5%) for 158 yards and one touchdown.
- Completed nine of 20 passes for 60 yards and two interceptions at Penn State on Nov. 10.

2017 SEASON

- Appeared in six games at quarterback.
- Went 5-for-5 for 36 yards in limited action.
- Completed first collegiate pass vs. FAU on Sept. 9.
- Made Badgers debut vs. Utah State on Sept. 1.
- Went 2-for-2 for 12 yards vs. Indiana on Nov. 4.
- Completed 2-of-2 passes for 18 yards at Minnesota on Nov. 25.




16 DEION COLZIE

WR • 6' 4 1/4", 207 lbs • Freshman/Freshman
McDonough, GA (Athens Academy)

PREP AND PERSONAL

- Four-star recruit by 247Sports, ESPN and Rivals.
- No. 72 player nationally, No. 10 wide receiver nationally, No. 33 player regionally and No. 9 player from Georgia by ESPN.com (86 Scout Grade).
- No. 114 player nationally, No. 14 wide receiver nationally and No. 13 player from Georgia by 247Sports.com.
- No. 147 player nationally, No. 17 wide receiver nationally and No. 9 player from Georgia by Rivals (5.9 Rivals rank).
- Set to participate in the 2021 Polynesian Bowl on January 23 in Hawaii.
- Invited to play in the 2021 U.S. Army All-American Bowl in San Antonio and the 2021 Under Armour All-America Game in Orlando before both were cancelled.
- Named to the Georgia All-State First Team by MaxPreps and The Atlanta Journal Constitution's Super 11.
- Recorded 33 receptions for 597 yards and seven touchdowns in 2020, including a long reception of 74 yards.
- Added 82 yards on 12 carries and had 15 tackles on the defensive side of the ball as a senior.
- As a junior, guided Athens Academy to the state quarterfinals in 2019.
- Hauled in 34 receptions for 867 yards and 14 touchdowns during his junior season.
- Played for coach Josh Alexander at Athens Academy.
- Son of Yolanda Jackson and stepfather Frank Jackson.
- Has three siblings; Alexa, Brittini and Careese.
- Intends to major in business.



78 PAT COOGAN

OL • 6' 5 1/8", 305 lbs • Freshman/Freshman
Palos Heights, IL (Marist)

PREP AND PERSONAL

- Three-star recruit by 247Sports, ESPN and Rivals.
- No. 38 offensive guard nationally and No. 6 player from Illinois by Rivals (5.7 Rivals rank).
- No. 29 offensive tackle nationally and No. 15 player from Illinois by 247Sports.com.
- No. 98 player regionally, No. 70 offensive tackle nationally and No. 21 player from Illinois by ESPN.com (76 Scout Grade).
- As a junior in 2019, was part of the offensive line that helped Marist gain 169.5 rushing yards per game and 24 rushing touchdowns on the season.
- Marist made the Illinois Class 8A state semifinals during his junior season.
- Played for coach Ron Dawczak at Marist High School.
- Played at the same high school as former Irish tight end Nic Weishar.
- Son of Mary Beth and Michael Coogan.
- Has three siblings; Megan, Brigid and Michael.



37 HENRY COOK

WR • 5' 10", 182 lbs • Sophomore/Freshman
Shaker Heights, OH (St. Ignatius)

FRESHMAN SEASON (2020)

- Did not see the field during freshman campaign.



52 ZEKE CORRELL

OL • 6' 3", 295 lbs • Junior/Sophomore
Cincinnati, OH (Anderson)

CORRELL'S CAREER STATISTICS


PARTICIPATION	g	
2019	4	No other statistics
2020	4	No other statistics
TOTAL	8	No other statistics

SOPHOMORE SEASON (2020)

- Saw action in the 52-0 win vs. South Florida (9/19).
- Saw action in the 45-3 win at Pitt (10/24).
- Made his first start of the season for an offensive line that paved the way for 478 yards of total offense (199 rushing with three touchdowns, 279 passing with one touchdown), and 35:04 time of possession in the 31-17 win at No. 19 North Carolina.
- Entering the game, Notre Dame was averaging 34:05 time of possession, a figure which led the ACC. Accumulating 35:04 Friday, the Irish have now won the time of possession battle in eight of nine games this season.
- The Irish posted four touchdown drives of at least 75 yards against North Carolina, including a season-long 97-yard scoring drive. Notre Dame's 199 rushing yards tied for second-most in the ACC this weekend, and posting 229.7 yards per game.
- Started for an offensive line that helped Notre Dame win the time of possession battle for the 11th of 12 games that season, with 33:43 vs. Alabama.

FRESHMAN SEASON (2019)

- Saw the field in four games during freshman season.
- Made collegiate debut against New Mexico before also playing against Bowling Green, Navy and Boston College.



56 HOWARD CROSS III

DL • 6' 0 7/8", 275 lbs • Junior/Junior
Paramus, NJ (Saint Joseph Regional)

CROSS III'S CAREER HIGHS

Tackles: 3, vs. Syracuse (2020)

Tackles-for-Loss: N/A

Sacks: N/A

Forced Fumbles: N/A

Fumble Recoveries: N/A

CROSS III'S CAREER STATISTICS


TACKLES	g	ua	a	total	tff	pd	ff	fr	blk	qbh
2020	12	8	5	13	0.0-0	0	0	0	0	1
TOTAL	12	8	5	13	0.0-0	0	0	0	0	1

SOPHOMORE SEASON (2020)

- Saw action vs. Duke (9/12).
- Posted a tackle and a QB hurry in the 52-0 win vs. South Florida (9/19).
- Marked a tackle in the win vs. Florida State (10/10).
- Posted two tackles (one solo) in the 12-7 win vs. Louisville (10/17).
- Saw action in the 45-3 win at Pitt (10/24).
- Saw action in the 31-13 win at Georgia Tech (10/31).
- Marked a tackle in the 47-40 2OT win over then-No. 1 Clemson (11/7).
- Saw action in the 45-31 win at Boston College (11/14).
- Posted a tackle in the 31-17 win at No. 19 North Carolina (11/27).
- Totaled a career-high three tackles in the 41-25 regular season finale win over Syracuse (12/5).
- Tallied two tackles in the ACC Championship game (12/19).
- Posted two tackles in the CFP Semifinal at the Rose Bowl Game (1/1/21).

FRESHMAN SEASON (2019)

- Played in four games as a rookie (New Mexico, Bowling Green, Michigan and Navy).
- Recorded seven tackles on the year, including five against the Midshipmen.



3 AVERY DAVIS

WR • 5' 11", 202 lbs • Graduate Student/Senior
Cedar Hill, TX (Cedar Hill)

DAVIS' CAREER HIGHS

Receptions: 4 (2x), MR vs. Clemson (2020)

Receiving Yards: 78, vs. Clemson (2020)

Long Reception: 59, vs. New Mexico (2019)

Receiving TDs: 1 (4x), MR vs. Clemson (2020)

Rushes: 9, at Wake Forest (2018)

Rushing Yards: 43, at Wake Forest (2018)

Longest Rush: 12, at Wake Forest (2018)

Rushing TDs: N/A

DAVIS' CAREER STATISTICS

RUSHING	g	att	yards	td	long	avg/c	avg/g
2018	9	22	70	0	12	3.2	7.8
2019	11	6	10	0	7	1.7	0.9
2020	12	3	57	0	29	19.0	4.8
TOTAL	32	31	137	0	29	4.4	4.3

TOTAL OFFENSE	g	rush	pass	total	avg/g
2018	9	70	0	70	7.8
2019	11	10	0	10	0.9
2020	12	57	0	57	4.8
TOTAL	32	137	0	137	4.3

RECEIVING	g	rec	yards	td	long	rec/g	avg/c	avg/g
2018	9	5	30	0	9	0.6	6.0	3.3
2019	11	10	124	2	59	0.9	12.4	11.3
2020	12	24	322	2	53	2.0	13.4	26.8
TOTAL	32	39	476	4	59	1.2	12.2	14.9

HONORS & AWARDS

- Earl Campbell Tyler Rose Player of the Week Honorable Mention (vs. Clemson)

SENIOR SEASON (2020)

- Started at WR and caught two passes for 26 yards in the season-opening win vs. Duke (9/12), including a 17-yard contested touchdown pass which Davis caught around the arms of the Duke defender.
- Saw action in the 52-0 win vs. South Florida (9/19).
- Caught one pass for 13 yards in the win vs. Florida State (10/10).
- Caught two passes for 17 yards and rushed once for 10 yards in the 12-7 win vs. Louisville (10/17).
- Started and posted three receptions for 44 yards (21-yard long) in the 45-3 win at Pitt (10/24).
- Caught four passes for 29 yards in the 31-13 win at Georgia Tech (10/31).
- Named Earl Campbell Tyler Rose Honorable Mention Player of the Week against Clemson.
- Made the game-changing play in the 47-40 2OT win over then-No. 1 Clemson (11/7) with less than two minutes remaining in regulation, Davis sped downfield and reeled in a 53-yard pass.
- Two plays later, Book hit Davis for the equalizing touchdown to send the game to overtime.
- The 53-yard reception in the fourth quarter was Davis' longest of the season. The touchdown pass to Davis from Book was Davis' second TD reception of the season and fourth of his career.
- In total, Davis caught four passes for 78 yards in the win.
- Caught two passes for 70 yards (48-yard long) and rushed once for 29 yards in the 45-31 win at Boston College (11/14).
- Posted one reception for five yards in the 31-17 win at No. 19 North Carolina (11/27).
- Caught two passes for 15 yards and added one rush for 18 yards in the ACC Championship game (12/19).
- Started and tallied one reception for 15 yards in the CFP Semifinal at the Rose Bowl Game (1/1/21).

JUNIOR SEASON (2019)

- Opened fall camp at cornerback before moving to receiver.
- Saw action in 11 games, catching 10 passes for 124 yards and two TDs.
- Also rushed six times for 10 yards.
- Scored TDs in wins over New Mexico and Bowling Green.

SOPHOMORE SEASON (2018)

- Played in nine games, primarily at running back.
- Ran for 70 yards on the year and had five receptions for 30 yards.

FRESHMAN SEASON (2017)

- One of 10 scholarship freshmen who spent the season on scout team and did not see the field.
- Joined David Adams, Jafar Armstrong, Aaron Banks, Darnell Ewell, Dillan Gibbons, Josh Lugg, Jeremiah Owusu-Koramoah, Kofi Wardlow and Drew White as rookies who helped the Irish on their scout teams.



22 LOGAN DIGGS

CB • 5' 11 3/4", 206 lbs • Freshman/Freshman
Marrero, LA (Archbishop Rummel)

PREP AND PERSONAL

- Three-star recruit by 247Sports, ESPN and Rivals.
- No. 22 running back nationally and No. 13 player from Louisiana by Rivals (5.7 Rivals rank).
- No. 35 running back nationally and No. 19 player from Louisiana by 247Sports.com.
- No. 265 player regionally, No. 42 running back nationally and No. 20 player from Louisiana by ESPN.com (78 Scout Grade).
- Earned 2020 First Team Preseason All-Louisiana honors from MaxPreps.
- Ran for 646 yards on 104 carries and seven touchdowns, and caught 18 receptions for 155 yards and two touchdowns during his senior season.
- As a junior, helped Archbishop Rummel to a 13-0 record and a state championship.
- In 2019, he ran for 924 yards on 15 carries and five touchdowns, while hauling in 18 receptions for 186 yards and four touchdowns.
- Played for coach Nick Monica at Archbishop Rummel.
- Also competed in track and basketball at Rummel.
- Son of AJ Diggs.



56 JOHN DIRKSEN

OL • 6' 5 1/8", 306 lbs • Senior/Junior
Maria Stein, OH (Marion Local)

DIRKSEN'S CAREER STATISTICS

PARTICIPATION	g	
2018	0	No other statistics
2019	9	No other statistics
2020	11	No other statistics
TOTAL	20	No other statistics

JUNIOR SEASON (2020)

- Saw action in the season-opening win vs. Duke (9/12).
- Saw action in the 52-0 win vs. South Florida (9/19).

- Saw action in the win vs. Florida State (10/10).
- Saw action in the 12-7 win vs. Louisville (10/17).
- Saw action in the 45-3 win at Pitt (10/24).
- Saw action in the 31-13 win at Georgia Tech (10/31).
- Saw action in the 47-40 2OT win over then-No. 1 Clemson (11/7).
- Saw action in the 31-17 win at North Carolina (11/27).
- Played in the 41-25 regular season finale win over Syracuse (12/5).
- Saw action in the ACC Championship game (12/19).
- Saw action in the CFP Semifinal at the Rose Bowl Game (1/1/21).

SOPHOMORE SEASON (2019)

- Appeared in eight games on special teams during the 2019 campaign.

FRESHMAN SEASON (2018)

- Did not see action during his freshman season.



39 JONATHAN DOERER

K/P • 6' 3", 197 lbs • Graduate Student/Senior
Charlotte, NCL (South Mecklenburg)

DOERER'S CAREER HIGHS

Made Field Goals: 4 (3x), MR vs. Clemson (2020)
Field Goal Attempts: 5, vs. Clemson (2020)
Longest FG Made: 52, vs. Southern Cal (2019)
PAT Made: 7 (2x), MR vs. Navy (2019)
PAT Attempts: 7 (2x), MR vs. Navy (2019)
Points: 17, vs. Clemson (2020)

DOERER'S CAREER STATISTICS

SCORING	g	td	rush	rcv	ret	pat	2pat	fg	total	avg/g
2017	7	0	0	0	0	0	0	0	0	0.0
2018	10	0	0	0	0	5	0	1	8	0.8
2019	13	0	0	0	0	57	0	17	108	8.3
2020	12	0	0	0	0	48	0	15	93	7.8
TOTAL	42	0	0	0	0	110	0	33	209	5.0

FIELD GOALS	g	made	att	long	pct
2017	7	0	0	0	0.0
2018	10	1	1	30	100.0
2019	13	17	20	52	85.0
2020	12	15	23	51	65.2
TOTAL	42	33	44	52	75.0

HONORS & AWARDS

- Lou Groza Award Star of the Week (vs. Clemson, 2020)
- Groza Award Watch List (2020)
- Game Ball recipient vs. Southern Cal (2019)

SENIOR SEASON (2020)

- Connected on 2-2 field goals (48, 34) and 3-3 PAT in the season-opening win vs. Duke (9/12).
- Went 1-2 on field goals and a perfect 6-6 on PAT in the 52-0 win vs. South Florida (9/19).
- Was 6-6 on PAT and 0-1 on FGAs, with seven kickoffs for 445 yards (63.6 avg.)

and three touchbacks in the win vs. Florida State (10/10).

- Made 2/2 FGA (32 yards and 30 yards), kicked four kickoffs for 254 yards (63.5 yard avg.) with one touchback. His field goals gave the Irish an early lead on a day that experienced wind gusts upwards of 30 MPH in the 12-7 win vs. Louisville (10/17).
- Was 6-6 on PATs and 1-1 on FGA in the 45-3 win at Pitt (10/24).
- Was 1-1 on FGA and 4-4 on PAT in the 31-13 win at Georgia Tech (10/31).
- Named a Lou Groza Award Star of the Week as he went 5-5 on PAT, 4-5 FGM (made field goals of 24, 27, 45 and 44 yards, missed 57) in the 47-40 2OT win over then-No. 1 Clemson (11/7) and broke the Notre Dame record for kicking points in a game.
- He made four field goals on the day, matching his previous career high in the 2019 Camping World Bowl vs. Iowa State.
- Made a 23-yard field goal and was 6-6 on extra point attempts in the 45-31 win at Boston College (11/14).
- Went 1-2 on field goals and 4-4 on PAT in the 31-17 win at North Carolina (11/27).
- Went 1-2 on field goals and 6-6 on PAT in the 41-25 regular season finale win over Syracuse (12/5).
- Went 1-2 on field goals, making the longest field goal in ACC Championship history (51 yards) in the ACC Championship game (12/19).
- Was 0-1 on FGA and 2-2 on PAT in the CFP Semifinal at the Rose Bowl Game (1/1/21).

JUNIOR SEASON (2019)

- Was a perfect 57-for-57 on PATs while going 17-for-20 on field goals with a pair of makes from beyond 50 yards.
- Scored 108 points on the year, the most prolific scoring season by a kicker in school history.
- Became the first kicker in school history and just the sixth player at Notre Dame to have a 100-plus point season.
- Was just the second kicker in program history to connect on every PAT while attempting 50 or more extra points.
- Completed just the 13th kicker in program history to have a perfect season of PATs with at least 20 attempts.
- Ended the season with 62 consecutive PATs made, tied for the sixth-longest streak in school history.
- Earned the game ball against Southern Cal after making three field-goal attempts from 45, 52 and 43 yards.
- Connected from 51 yards out in the Camping World Bowl victory over Iowa State, one of four FGs made in the game.
- Became the fourth kicker in school history with multiple 50-plus yard field goals in a season and the fifth to have multiple 50-plus yard field goals in a career.
- Owns two of the top 10 games for kicking points scored with 16 points against Boston College and 15 points against the Cyclones.

SOPHOMORE SEASON (2018)

- Kicked off 56 times with 25 touchbacks.
- Four of eight kickoffs against Navy went for a touchback.
- Handled placekicking against Navy for an injured Justin Yoon, going 5-for-6 on PATs and making his first career field goal attempt from 30-yards out.

FRESHMAN SEASON (2017)

- Saw action in seven games as the kickoff specialist.
- Averaged 61.2 yards per kickoff over his 32 attempts.

- Nine of his 32 kickoffs went for touchbacks.



90 ALEXANDER EHRENSBERGER

DL • 6' 6 7/8", 255 lbs • Sophomore/Freshman
Dusseldorf, Germany (Theodor-Fliedner Gymnasium)

EHRENSBERGER'S CAREER HIGHS

Tackles: 3 (2x), MR vs. Florida State (2020)

Tackles-for-Loss: N/A

Sacks: N/A

Forced Fumbles: N/A

Fumble Recoveries: N/A

EHRENSBERGER'S CAREER STATISTICS

TACKLES	g	ua	a	total	tfl	pd	ff	fr	blk	qbh
2020	1	2	0	2	2.0-7	0	0	0	0	0
TOTAL	1	2	0	2	2.0-7	0	0	0	0	0

SACKS	g	ua	a	total	yards
2020	1	1	0	1.0	6
TOTAL	1	1	0	1.0	6

FRESHMAN SEASON (2020)

- Registered two tackles (both solo), 2.0 TFL (loss of seven yards total) and recorded his first-career sack (loss of six yards) in the 52-0 win vs. South Florida (9/19).



28 GRIFFIN EIFERT

WR • 6' 0 1/2", 200 lbs • Sophomore/Freshman
Fort Wayne, IN (Bishop Dwenger)

FRESHMAN SEASON (2020)

- Did not see the field during freshman campaign.



34 OSITA EKWONU

DL • 6' 0 3/4", 236 lbs • Junior/Sophomore
Charlotte, NC (Providence Day School)

EKWONU'S CAREER HIGHS

Tackles: 2, vs. South Florida (2020)

Tackles-for-Loss: N/A

Sacks: N/A

Forced Fumbles: N/A

Fumble Recoveries: N/A

EKWONU'S CAREER STATISTICS

PUNT RETURNS	g	no.	yards	td	long	avg/r	avg/g
2019	2	0	0	0	0	0.0	0.0
2020	9	1	54	0	0	54.0	6.0
TOTAL	11	1	54	0	0	54.0	4.9

ALL PURPOSE	g	rush	rcv	pr	kr	ir	total	avg/g
2019	2	0	0	0	0	0	0	0.0
2020	9	0	0	54	0	0	54	6.0
TOTAL	11	0	0	54	0	0	54	4.9

TACKLES	g	ua	a	total	tfl	pd	ff	fr	blk	qbh
2019	2	1	0	1	0.0-0	0	0	0	0	0
2020	9	2	1	3	0.0-0	0	0	0	1	0
TOTAL	11	3	1	4	0.0-0	0	0	0	1	0

SOPHOMORE SEASON (2020)

- Posted two tackles, both solo, and blocked a punt that was returned for a touchdown by Jordan Botelho in the 52-0 win vs. South Florida (9/19).
- Participated in the win vs. Florida State (10/10).
- Participated in the 12-7 win vs. Louisville (10/17).
- Posted a tackle in the 45-3 win at Pitt (10/24).
- Saw action in the 31-13 win at Georgia Tech (10/31).
- Saw action in the 45-31 win at Boston College (11/14).
- Saw action in the 31-17 win at North Carolina (11/27).
- Played in the 41-25 regular season finale win over Syracuse (12/5).
- Saw action in the ACC Championship game (12/19).

FRESHMAN SEASON (2019)

- Saw the field in three games as a freshman, primarily on special teams.
- Played against Bowling Green, Boston College and Stanford.
- Recorded a tackle against the Falcons.



24 AUDIRC ESTIME

RB • 5' 11 1/2", 228 lbs • Freshman/Freshman
Nyack, NY (St. Joseph Regional)

PREP AND PERSONAL

- Four-star recruit by 247Sports and Rivals.
- Three-star recruit by ESPN.
- No. 132 player nationally, No. 7 running back nationally and No. 3 player from New Jersey by Rivals (5.9 Rivals rank).
- No. 17 running back nationally and No. 4 player from New Jersey by 247Sports.com.
- No. 29 running back nationally, No. 55 player regionally and No. 4 player from New Jersey by ESPN.com (79 Scout Grade).
- Named 2020 New Jersey Football Player of the Year.
- Totaled 190 carries for 1,857 yards are 22 touchdowns, along with 14 receptions for 185 yards and two touchdowns in 2020.
- Played for coach Danny Marangi at St. Joseph Regional.
- Nephew of Marise Fede and Garick Noisette.
- Has one brother, Khadar.



88 MITCHELL EVANS

TE • 6' 5 1/8", 250 lbs • Freshman/Freshman
Wadsworth, OH (Wadsworth)

PREP AND PERSONAL

- Three-star recruit by 247Sports, ESPN and Rivals.
- No. 59 player regionally, No. 12 tight end nationally and No. 16 player from Ohio by ESPN.com (78 Scout Grade).
- No. 21 tight end nationally and No. 21 player from Ohio by 247Sports.com.
- No. 24 tight end nationally and No. 18 player from Ohio by Rivals (5.7 Rivals rank).
- Caught 19 receptions for 306 yards and seven touchdowns, with three rushes for 61 yards and a touchdown in 2019.
- Played quarterback and punted for Wadsworth in 2020, finished with 2,132 passing yards and 23 touchdowns.
- Earned Second Team All-State honors and named to the 2020 Preseason All-Ohio Second Team by MaxPreps.
- Also garnered First Team All-State recognition by the Ohio Prep Sportswriters Association following his senior year.
- Played for coach Justin Todd at Wadsworth.
- Also played basketball at Wadsworth.
- Son of Jodi and Adam Evans.
- Father, Adam, played football at Penn and Kent State.
- Mother, Jodi, played volleyball at Akron.
- Has one sister, Kacie.
- Kacie plays volleyball at Georgia.



54 BLAKE FISHER

OL • 6' 6", 335 lbs • Freshman/Freshman
Avon, IN (Avon)

PREP AND PERSONAL

- Five-star recruit by Rivals.
- Four-star recruit by 247Sports and ESPN.
- No. 25 player nationally, No. 6 offensive tackle nationally and No. 1 player from Indiana by Rivals (6.1 Rivals rank).
- No. 85 player nationally, No. 12 offensive tackle nationally and No. 1 player from Indiana by 247Sports.com.
- No. 102 player nationally, No. 9 player regionally, No. 13 offensive tackle nationally and No. 1 player from Indiana by ESPN.com (84 Scout Grade).
- Named 2020 Mr. Football Indiana (Offensive Line) following his senior season.
- Also earned IFCA First Team All-State after his senior year.
- Earned 2020 First Team All-Indiana honors and named to the Preseason All-Indiana First Team by MaxPreps.
- Was invited to play in the 2021 U.S. Army All-American Bowl in San Antonio before it was canceled.
- During his senior season, he was part of the offensive line that helped Avon gain 136.4 rushing yards per game and 16 rushing touchdowns on the season.
- Played for Mark Bless at Avon.
- Son of Erika and Mark Fisher.
- Intends to major in sports medicine.



20 C'BO FLEMISTER

RB • 5' 11 1/4", 201 lbs • Senior/Junior
Williamson, GA (Pike County)

FLEMISTER'S CAREER HIGHS

Rushes: 15, at Georgia Tech (2020)
Rushing Yards: 127, vs. USF (2020)
Longest Rush: 31, vs. USF (2020)
Rushing TDs: 2, at Boston College (2020)
Receptions: 1 (3x), MR at Boston College (2020)
Receiving Yards: 27, at Boston College (2020)
Long Reception: 27, at Boston College (2020)
Receiving TDs: N/A

FLEMISTER'S CAREER STATISTICS

RUSHING	g	att	yards	td	long	avg/c	avg/g
2018	2	1	0	0	0	0.0	0.0
2019	9	48	162	5	14	3.4	18.0
2020	9	58	299	5	31	5.2	33.2
TOTAL	20	107	461	10	31	4.3	23.0

TOTAL OFFENSE	g	rush	pass	total	avg/g
2018	2	0	0	0	0.0
2019	9	162	0	162	18.0
2020	9	299	0	299	33.2
TOTAL	20	461	0	461	23.0

RECEIVING	g	rec	yards	td	long	rec/g	avg/c	avg/g
2018	2	0	0	0	0	0.0	0.0	0.0
2019	9	1	13	0	13	0.1	13.0	1.4
2020	9	2	36	0	27	0.2	18.0	4.0
TOTAL	20	3	49	0	27	0.2	16.3	2.5

HONORS & AWARDS

- Gameball recipient: Boston College (2020)

JUNIOR SEASON (2020)

- Rushed for a career-high 127 yards (13 carries) to go along with a rushing touchdown in the 52-0 win vs. South Florida (9/19).
- His 31-yard run in the fourth quarter was the longest rush of his career, and his performance marked the first time he broke the 100-rushing-yard plateau in his career.
- He was one of just six ACC players who posted a 100-yard performance in the first two weeks of the season and boasted the seventh-most rushing yards among all ACC players through that point.
- Ran once for two yards in the win vs. Florida State (10/10).
- Led the Irish in rushing with 48 yards and a TD in the 45-3 win at Pitt (10/24).
- Rushed 15 times for 58 yards and a TD in the 31-13 win at Georgia Tech (10/31).
- Marked one rush for five yards in the 47-40 2OT win over then-No. 1 Clemson (11/7).
- Received the game ball, rushing 10 times for 53 yards and two touchdowns, and catching one pass for 27 yards, in the 45-31 win at Boston College (11/14); His two touchdowns were the most in a single game for Flemister's career.
- Totaled three rushes for 1- yards in the 41-25 regular season finale win over Syracuse (12/5).
- Posted one rush in the ACC Championship game (12/19).
- Totaled one rush in the CFP Semifinal at the Rose Bowl Game (1/1/21).

SOPHOMORE SEASON (2019)

- Played in nine games on the year, rushing 48 times for 162 yards and five TDs.

- Also caught one pass for 13 yards.
- Scored first career TD in win over New Mexico.
- Carried six times for 27 yards and a TD, while adding a 13-yard reception, against Virginia.
- Ran for 30 yards and a TD against Bowling Green.
- Rushed for a TD on five carries in regular-season finale at Stanford.
- Had 30 yards on six rushed in the Camping World Bowl victory over Iowa State.

FRESHMAN SEASON (2018)

- Appeared in two games.
- Returned three kickoffs, totaling 65 yards, against Ball State.



7 ISAIAH FOSKEY

DL • 6' 5", 260 lbs • Junior/Sophomore
Antioch, CA (De La Salle)

FOSKEY'S CAREER HIGHS

Tackles: 4 (2x), MR at North Carolina (2020)
Tackles-for-Loss: 1.5, vs. Duke (2020)
Sacks: 1.0 (4x), MR at North Carolina (2020)
Forced Fumbles: N/A
Fumble Recoveries: N/A

FOSKEY'S CAREER STATISTICS

PUNT RETURNS	g	no.	yards	td	long	avg/r	avg/g
2019	4	1	23	0	0	23.0	5.8
2020	12	1	31	1	0	31.0	2.6
TOTAL	16	2	54	1	0	27.0	3.4

ALL PURPOSE	g	rush	rcv	pr	kr	ir	total	avg/g
2019	4	0	0	23	0	0	23	5.8
2020	12	0	0	31	0	0	31	2.6
TOTAL	16	0	0	54	0	0	54	3.4

TACKLES	g	ua	a	total	tfl	pd	ff	fr	blk	qbh
2019	4	1	4	5	0.0-0	0	0	0	1	1
2020	12	12	8	20	5.0-34	1	0	0	1	5
TOTAL	16	13	12	25	5.0-34	1	0	0	2	6

SACKS	g	ua	a	total	yards
2019	4	0	0	0.0	0
2020	12	4	1	4.5	33
TOTAL	16	4	1	4.5	33

SOPHOMORE SEASON (2020)

- In a breakout game from a reserve role, the sophomore posted two tackles, one sack (-10 yards) and one TFL (-11 yards) in the season-opening win vs. Duke (9/12) and was responsible for two QBH and one pass breakup.
- Registered two tackles (both solo), 1.0 sack (loss of nine yards), 1.0 TFL and two QB hurries in the 52-0 win vs. South Florida (9/19).
- Posted one tackle in the win vs. Florida State (10/10).
- Participated in the 12-7 win vs. Louisville (10/17).
- Posted two tackles and 0.5 sacks (-3 yards) in the 45-3 win at Pitt (10/24). Blocked a Pitt punt with 0:11 remaining in the first half, returning it for a touchdown. It was Foskey's first-career score, and the second touchdown on a blocked punt for the Irish this season (USF). It also marked his second-career blocked punt, and he was the only player in the ACC to record a punt return TD that week.
- Marked 1.0 sack (-8 yards) and a tackle in the 31-13 win at Georgia Tech (10/31).
- Totaled four tackles (three solo) in the 47-40 2OT win over then-No. 1 Clemson

(11/7).

- Saw action in the 45-31 win at Boston College (11/14).
- Posted four tackles and 1.0 sack in the 31-17 win at North Carolina (11/27).
- Marked one tackle in the 41-25 regular season finale win over Syracuse (12/5).
- Tallied three tackles and a QBH in the ACC Championship game (12/19).
- Saw action in the CFP Semifinal at the Rose Bowl Game (1/1/21).

FRESHMAN SEASON (2019)

- Played in four games as a rookie (New Mexico, Bowling Green, Duke and Stanford).
- Made five total tackles on the year, with a QB hurry and a blocked punt.
- Had a pair of tackles in collegiate debut against New Mexico.
- Blocked a punt in the regular-season finale against Stanford, adding a pair of tackles.



29 KHARI GEE

S • 6' 1 7/8", 195 lbs • Freshman/Freshman
Atlanta, GA (Woodward Academy)

PREP AND PERSONAL

- Four-star recruit by Rivals.
- Three-star recruit by 247Sports and ESPN.
- No. 28 safety nationally and No. 25 player from Georgia by Rivals (5.8 Rivals rank).
- No. 41 athlete nationally, No. 244 player regionally and No. 44 player from Georgia by ESPN.com (78 Scout Grade).
- No. 43 safety nationally and No. 30 player from Georgia by 247Sports.com.
- Tallied 37 tackles, 5.0 TFLs and two interceptions in his senior season.
- Helped Woodward reach the second round of the 5A state playoffs.
- Earned 2020 Preseason All-State Second Team honors from MaxPreps.
- Played for coach John Hunt at Woodward Academy.
- Son of Dr. Jennifer Christie-Gee and Anthony Gee.
- Has two siblings; Caron and Kai.



42 GIOVANNI GHIOTTI

LB • 6' 2 7/8", 232 lbs • Sophomore/Freshman
Greenbrae, CA (Marin Catholic)

FRESHMAN SEASON (2020)

- Did not see the field during freshman campaign.



49 MIKE GRAVES

CB • 5' 7 7/8", 190 lbs • Senior/Senior
Los Angeles, CA (Loyola)



3 HOUSTON GRIFFITH

S • 6' 0 1/4", 202 lbs • Senior/Senior
Chicago, IL (IMG Academy (FL))

GRIFFITH'S CAREER HIGHS

Tackles: 5, vs. USF (2020)
Tackles-for-Loss: 1.0, vs. USF (2020)
Forced Fumbles: N/A
Fumble Recoveries: N/A
Interceptions: N/A
INT Return Yards: N/A
Pass Breakups: 1, (3x), MR at Duke (2019)
Quarterback Hurries: 1, vs. Syracuse (2018)

GRIFFITH'S CAREER STATISTICS

TACKLES	g	ua	a	total	tfl	pd	ff	fr	blk	qbh
2018	11	10	4	14	0.0-0	2	0	0	0	1
2019	13	3	2	5	0.0-0	1	0	0	0	0
2020	12	13	1	14	1.0-4	0	0	0	0	0
TOTAL	36	26	7	33	1.0-4	3	0	0	0	1

JUNIOR SEASON (2020)

- Saw action in the season-opening win vs. Duke (9/12).
- Started and posted five tackles (all solo), the second-most on the team, including 1.0 TFL (loss of four yards) in the 52-0 win vs. South Florida (9/19).
- Started and marked one tackle in the win vs. Florida State (10/10).
- Saw action in the 12-7 win vs. Louisville (10/17).
- Posted a tackle in the 45-3 win at Pitt (10/24).
- Tallied two tackles in the 31-13 win at Georgia Tech (10/31).
- Saw action in the 47-40 2OT win over then-No. 1 Clemson (11/7).
- Saw action in the 45-31 win at Boston College (11/14).
- Posted a tackle in the 31-17 win at North Carolina (11/27).
- Marked two tackles in the 41-25 regular season finale win over Syracuse (12/5).
- Posted two tackles in the ACC Championship game (12/19).
- Saw action in the CFP Semifinal at the Rose Bowl Game (1/1/21).

SOPHOMORE SEASON (2019)

- Saw the field in all 13 games, making five tackles with one pass break-up.
- Broke up a pass against Duke.
- Made three tackles against Navy.

FRESHMAN SEASON (2018)

- Played in 11 games while making first career start at Wake Forest.
- Made 14 total tackles with two pass break-ups and a QB hurry.



45 COLIN GUTZMER

LB • 6' 0 1/8", 230 lbs • Junior/Junior
Atlanta, Ga. (Westminster School)



14 KYLE HAMILTON

S • 6' 4", 220 lbs • Junior/Junior
Atlanta, GA (Marist School)

HAMILTON'S CAREER HIGHS

Tackles: 10, vs. Clemson (ACCCG) (2020)
Tackles-for-Loss: 2.0, at Georgia Tech (2020)
Forced Fumbles: N/A
Fumble Recoveries: N/A
Interceptions: 1 (5x), MR vs. Clemson (ACCCG) (2020)
INT Return Yards: 34, vs New Mexico (2019)
Pass Breakups: 2, at Louisville (2019)
Quarterback Hurries: 1 (2x), MR vs. Florida State (2020)

HAMILTON'S CAREER STATISTICS

INTERCEPTIONS	g	no.	yards	td	long	avg/r	avg/g
2019	13	4	66	1	34	16.5	5.1
2020	11	1	14	0	14	14.0	1.3
TOTAL	24	5	80	1	34	16.0	3.3

ALL PURPOSE	g	rush	rcv	pr	kr	lr	total	avg/g
2019	13	0	0	0	0	66	66	5.1
2020	11	0	0	0	0	14	14	1.3
TOTAL	24	0	0	0	0	80	80	3.3

TACKLES	g	ua	a	total	tfl	pd	ff	fr	blk	qbh
2019	13	27	14	41	1.0-1	10	0	0	0	0
2020	11	51	12	63	4.5-16	7	0	0	0	2
TOTAL	24	78	26	104	5.5-17	17	0	0	0	2

HONORS & AWARDS

2020

FWAA All-America First Team
AFCA All-America Second Team
Walter Camp All-America Second Team
Associated Press All-America Third Team
Phil Steele All-America First Team
The Athletic All-America Second Team
All-ACC First Team
Associated Press First Team All-ACC
Phil Steele All-ACC First Team
Bednarik Award Semifinalist
Bednarik Award Watch List
Pro Football Focus Preseason All-ACC First Team
Phil Steele Preseason All-Independent First Team
USA TODAY Preseason All-America Second Team

2019

The Athletic Freshman All-American (2019)
Co-Defensive Newcomer of the year (Echoes 2019)


SOPHOMORE SEASON (2020)

- Started at S and marked seven tackles, the second-most for the Irish, in the season-opening win vs. Duke (9/12).
- Accounted for four tackles and a PBU on the opening drive for Duke.

- His QB hurry came in the second quarter, which forced an incomplete pass on a Duke third-and-seven.
- Started and tied for the team lead in tackles with eight, adding one QB hurry in the win vs. Florida State (10/10).
- Started in the win vs. Louisville (10/17) and posted five tackles and a crucial diving pass breakup on third-and-11 on Louisville's opening drive to force a punt.
- In the fourth quarter, Hamilton posted tackles on consecutive plays, second-and-26 and third-and-17, to force a punt, ending what would be Louisville's final drive of the game to secure an Irish win.
- Started and posted two tackles (one solo) and 0.5 TFL (-1 yard) in the 45-3 win at Pitt (10/24).
- Hamilton led the defense with six tackles, adding 2.0 TFL (-8 yards) and one PBU in the 31-13 win at Georgia Tech (10/31). Hamilton's 2.0 TFL at Georgia Tech tied for the lead among all ACC defensive backs on the weekend.
- Posted eight tackles (all solo), 1.0 TFL (-2 yards) in the 47-40 20T win over then-No. 1 Clemson (11/7).
- Often was called into run defense duties, and according to Pro Football Focus, posted a 79.2 run-defense grade vs. Clemson.
- Started and registered three tackles and a pass breakup in the 45-31 win at Boston College (11/14).
- Started and posted six tackles (five solo), which ranked second on the team, even after just playing in the first half in the 31-17 win at No. 19 North Carolina (11/27).
- Started and posted a tackle in the 41-25 regular season finale win over Syracuse (12/5).
- Started and had a career day in the ACC Championship game (12/19), pacing the Irish defense with 10 tackles (a career-high), one interception (14-yard return) and an additional pass breakup. Hamilton totaled eight tackles in the first half alone.
- Started and posted seven tackles (six solo), including 1.0 TFL, adding one pass breakup in the CFP Semifinal at the Rose Bowl Game (1/1/21).

FRESHMAN SEASON (2019)

- Played in all 13 games as a rookie, starting against Southern Cal.
- Recorded four interceptions on the year, one of 50 players nationally and one of just four freshmen in FBS to record four or more interceptions.
- Intercepted a New Mexico pass and returned it 34 yards for a TD on his first defensive snap in Notre Dame Stadium.
- Recorded an interception in win over Virginia.
- Followed with interceptions against Virginia Tech and Boston College.
- Defended a pair of passes in season opener at Louisville.
- Averaged 34.9 coverage snaps per reception per Pro Football Focus, 35th nationally among all safeties and second among freshmen.



5 CAM HART

CB • 6' 2 1/2", 205 lbs • Junior/Sophomore
Baltimore, MD (Good Counsel)

HART'S CAREER HIGHS

Tackles: 1 (3x), MR at Georgia Tech (2020)
Forced Fumbles: N/A
Fumble Recoveries: N/A
Interceptions: N/A
INT Return Yards: N/A
Pass Breakups: 2, vs. USF (2020)

HART'S CAREER STATISTICS

TACKLES	g	ua	a	total	tfl	pd	ff	fr	blk	qbh
2019	3	0	0	0	0.0-0	0	0	0	0	0
2020	9	2	1	3	0.0-0	2	0	0	0	0
TOTAL	12	2	1	3	0.0-0	2	0	0	0	0

SOPHOMORE SEASON (2020)

- Posted a tackle in the season-opening win vs. Duke (9/12).
- Registered two pass breakups in the 52-0 win vs. South Florida (9/19).
- Did not participate vs. Florida State (10/10).
- Saw action in the 12-7 win vs. Louisville (10/17).
- Marked a tackle in the 45-3 win at Pitt (10/24).
- Posted a tackle in the 31-13 win at Georgia Tech (10/31).
- Saw action in the 45-31 win at Boston College (11/14).
- Saw action in the 31-17 win at No. 19 North Carolina (11/27).
- Saw action in the ACC Championship game (12/19).
- Saw action in the CFP Semifinal at the Rose Bowl Game (1/1/21).

FRESHMAN SEASON (2019)

- Played in three games before suffering a season-ending shoulder injury.
- Saw action against New Mexico, Bowling Green and Southern Cal.
- Recorded a sack in collegiate debut against New Mexico.



93 ZANE HEEMSAATH

DL • 6' 5", 245 lbs • Junior/Sophomore
Elmhurst, IL (York)

SOPHOMORE SEASON (2020)

- Did not see the field during his sophomore campaign.

FRESHMAN SEASON (2020)

- Did not see the field during freshman campaign.



11 RAMON HENDERSON


CB • 6' 1", 190 lbs • Sophomore/Freshman
Bakersfield, CA (Liberty)

HENDERSON'S CAREER STATISTICS

PARTICIPATION	g
2020	5 No other statistics
TOTAL	5 No other statistics

FRESHMAN SEASON (2020)

- Did not participate vs. Duke (9/12).
- Saw action in the 52-0 win vs. South Florida (9/19).
- Participated in the win vs. Florida State (10/10).
- Saw action in the 12-7 win vs. Louisville (10/17) and in the 45-3 win at Pitt (10/24).
- Played in the 41-25 regular season finale win over Syracuse (12/5).



41 KURT HINISH

DL • 6' 1 3/4", 300 lbs • Graduate Student/*Senior
Pittsburgh, PA (Central Catholic)

HINISH'S CAREER HIGHS

Tackles: 3 (6x), MR vs. North Carolina (2020)
Tackles-for-Loss: 2.0 (2x), MR at Boston College (2020)
Sacks: 1.5, vs. Syracuse (2018)
Forced Fumbles: 1, vs. Southern Cal (2019)
Fumble Recoveries: N/A

HINISH'S CAREER STATISTICS

TACKLES	g	ua	a	total	tfl	pd	ff	fr	blk	qbh
2017	12	1	7	8	0.5-1	0	0	0	0	1
2018	13	6	7	13	2.0-14	0	0	0	0	0
2019	13	7	8	15	4.5-12	0	1	0	0	1
2020	12	13	6	19	7.5-22	0	0	0	0	1
TOTAL	50	27	28	55	14.5-49	0	1	0	0	3

SACKS	g	ua	a	total	yards
2017	12	0	0	0.0	0
2018	13	1	1	1.5	12
2019	13	1	2	2.0	9
2020	12	2	0	2.0	6
TOTAL	50	4	3	5.5	27

HONORS & AWARDS

- All-ACC Honorable Mention
- Pro Football Focus Team of the Week: North Carolina (11/27)

SENIOR SEASON (2020)

- Started at DL and posted two tackles, one sack (-5 yards) and two TFL (-9 yards) in the season-opening win vs. Duke (9/12).
- Started in the 52-0 win vs. South Florida (9/19).
- Started and posted two tackles and 1.0 TFL (-4 yards) in the win vs. Florida State (10/10).
- Started and posted 1.0 TFL (-1) in the 12-7 win vs. Louisville (10/17).
- Started and posted a solo tackle in the 45-3 win at Pitt (10/24).
- Started in the 31-13 win at Georgia Tech (10/31).
- Started and posted three tackles and 1.0 TFL (-3 yards), along with a QBH in the 47-40 20T win over then-No. 1 Clemson (11/7).
- Started and posted 1.0 sack (-1 yard) and 2.0 TFL (-3 yards) in the 45-31 win at Boston College (11/14).
- Started and posted three tackles in the 31-17 win at No. 19 North Carolina (11/27).
- Started and marked a tackle in the 41-25 regular season finale win over Syracuse (12/5).



- Started and totaled two tackles, including 0.5 TFL (-2 yards) in the ACC Championship game (12/19).
- Started and tallied two tackles in the CFP Semifinal at the Rose Bowl Game (1/1/21).

JUNIOR SEASON (2019)

- Started all 13 games on the season.
- Made 4.5 tackles for loss with 2.0 sacks and 15 total tackles, adding a QB hurry and forced fumble.
- Recorded a sack in the season-opening victory at Louisville.
- Had a sack in win over Virginia.

SOPHOMORE SEASON (2018)

- Played in all 13 games, recording 13 tackles, including 1.5 sacks.
- Made 1.5 sacks in win over No. 12 Syracuse.

FRESHMAN SEASON (2017)

- Appeared in 12 games.
- Registered eight tackles, including a half tackle for loss.
- Recorded a career-best three tackles against USC (Oct. 21).



72 CALEB JOHNSON

OL • 6' 5 5/8", 287 lbs • Freshman/Freshman
Ocala, FL (Trinity Catholic)

PREP AND PERSONAL

- Four-star recruit by 247Sports, ESPN and Rivals.
- No. 29 offensive tackle nationally and No. 42 player from Florida by 247Sports.com.
- No. 155 player regionally, No. 30 offensive tackle nationally and No. 57 player from Florida by ESPN.com (80 Scout Grade).
- No. 33 offensive tackle nationally and No. 50 player from Florida by Rivals (5.8 Rivals rank).
- Helped Trinity Catholic reach the 3A state semifinals during his final season in 2020.
- During his senior year, Trinity Catholic rushed for 185.7 yards per game and totaled 22 rushing touchdowns.
- Prior to his senior season, Johnson was named to the 2020 MaxPreps Preseason All-State Second Team.
- Earned Ocala Star-Banner All-County First Team honors after his junior season.
- In 2019, he blocked for a 2,200 yard-rusher and guided Trinity Catholic to 3A state regional finals. Trinity Catholic rushed for 263.5 yards per game and tallied 31 rushing touchdowns for the season.
- Played for coach John Brantley at Trinity Catholic.
- Also played basketball at Trinity Catholic.
- Son of Beth and Aaron Johnson.
- Father, Aaron, played offensive line at Ball State.
- Aaron played professionally for eight years with the Kansas City Chiefs, along with stints in the AFL and NFL Europe.
- Has three siblings; Dominic, Elayna and Zach.
- Intends to major in business.



20 JOJO JOHNSON

CB • 5' 10 7/8", 191 lbs • Freshman/Freshman
Merrillville, IN (Merrillville)

PREP AND PERSONAL

- Three-star recruit by 247Sports, ESPN and Rivals.
- No. 47 athlete nationally and No. 15 player from Indiana by 247Sports.com.
- No. 78 player regionally, No. 56 athlete nationally and No. 11 player from Indiana by ESPN.com (77 Scout Grade).
- No. 13 player from Indiana by Rivals (5.6 Rivals rank).
- Earned Second Team All-State honors from MaxPreps following his senior season.
- Picked up 2020 Preseason First Team All-State honors from MaxPreps.
- Made eight tackles and recovered one fumble, while catching 47 receptions for 878 yards and 10 touchdowns in 2020.
- Helped Merrillville reach the 6A state semifinals in his senior season.
- Played for coach Brad Seiss at Merrillville.
- Son of Kiededa Ray and Henry Johnson.
- Has four siblings; Jada, Ariaona, Camryn and Jordyn.



92 AIDAN KEANAAINA

DL • 6' 3", 310 lbs • Sophomore/Freshman
Brighton, CO (J.K. Mullen)

KEANAAINA'S CAREER STATISTICS

PARTICIPATION	g	
2018	0	No other statistics
2019	9	No other statistics
2020	11	No other statistics
TOTAL	20	No other statistics

FRESHMAN SEASON (2020)

- Saw action in the 52-0 win vs. South Florida (9/19).



27 CHASE KETTERER

QB • 5' 11 3/8", 203 lbs • Sophomore/Freshman
New Carlisle, IN (New Prairie)

FRESHMAN SEASON (2020)

- Did not see the field during his freshman campaign.



13 LAWRENCE KEYS III

WR • 5' 10 3/8", 176 lbs • Senior/Junior
New Orleans, LA (McDonogh 35)

KEY'S III CAREER HIGHS

Receptions: 3, at Georgia (2019)
Receiving Yards: 35, at Georgia (2019)
Long Reception: 28, at Georgia (2019)
Receiving TDs: N/A
Rushes: 2 (2x), MR at Duke (2019)
Rushing Yards: 20, at Duke (2019)
Long Rush: 15, at Duke (2019)
Rushing TDs: N/A
Punt Returns: 1 (3x), MR vs. Florida State (2020)
Punt Return Yards: 6, vs. Boston College (2019)
Punt Return TDs: N/A

KEY'S III CAREER STATISTICS

RUSHING	g	att	yards	td	long	avg/c	avg/g
2019	12	6	45	0	15	7.5	3.8
2020	8	0	0	0	0	0.0	0.0
TOTAL	20	6	45	0	15	7.5	2.2

TOTAL OFFENSE	g	rush	pass	total	avg/g
2019	12	45	0	45	3.8
2020	8	0	0	0	0.0
TOTAL	20	45	0	45	2.2

RECEIVING	g	rec	yards	td	long	rec/g	avg/c	avg/g
2019	12	13	134	0	28	1.1	10.3	11.2
2020	8	5	51	0	20	0.6	10.2	6.4
TOTAL	20	18	185	0	28	0.9	10.3	9.2

PUNT RETURNS	g	no.	yards	td	long	avg/r	avg/g
2019	12	1	6	0	6	6.0	0.5
2020	8	2	-3	0	3	-1.5	-0.4
TOTAL	20	3	3	0	6	1.0	0.2

JUNIOR SEASON (2020)

- Posted one reception for four yards, also serving in the punt returner role, in the season-opening win vs. Duke (9/12).
- Saw action at punt returner in the win vs. Florida State (10/10).
- Saw action in the 45-3 win at Pitt (10/24).
- Saw action in the 31-13 win at Georgia Tech (10/31).
- Caught two passes for 26 yards in the 45-31 win at Boston College (11/14).
- Posted one reception in the 31-17 win at No. 19 North Carolina (11/27).
- Played in the 41-25 regular season finale win over Syracuse (12/5).
- Recorded a career-long 20-yard reception in the CFP Semifinal at the Rose Bowl Game (1/1/21).

SOPHOMORE SEASON (2019)

- Played in 12 games, making three starts.
- Caught 13 passes for 134 yards while adding six rushes for 46 yards.
- Made three catches for 35 yards at Georgia.
- Had a pair of catches each against Louisville, Navy and Boston College.

FRESHMAN SEASON (2018)

- Did not see any game action during the season.
- Helped the Notre Dame offensive scout team during game preparation.




44 KAHANU KIA

LB • 6' 1 3/8", 217 lbs • Freshman/Freshman
Kaneohe, HI (Punahou)

PREP AND PERSONAL

- Three-star recruit by 247Sports, ESPN and Rivals.
- No. 37 outside linebacker nationally and No. 5 player from Hawaii by Rivals (5.7 Rivals rank).
- No. 88 player regionally, No. 55 outside linebacker nationally and No. 3 player from Hawaii by ESPN.com (78 Scout Grade).
- No. 60 outside linebacker nationally and No. 5 player from Hawaii by 247Sports.com.
- Participated in the 2021 Polynesian Bowl on January 23 in Hawaii.
- Played for coach Kale Ane at Punahou.
- High school teammate of current Irish linebacker Marist Liufau.
- Son of Emmalei and Nate Kia.
- Father, Nate, played defensive end at Utah, and Mother, Emmalei, was a cheerleader for the Utes.
- Has four siblings; Namele, Ko'o, Lalea and Hilinai.



24 JACK KISER

LB • 6' 1 5/8", 222 lbs • Junior/Sophomore
Royal Center, IN (Pioneer)

KISER'S CAREER HIGHS

Tackles: 8, vs. USF (2020)
Tackles-for-Loss: 2.0, vs. USF (2020)
Sacks: N/A
Forced Fumbles: N/A
Fumble Recoveries: N/A
Interceptions: 1, at Boston College (2020)
INT Return Yards: 2, at Boston College (2020)

KISER'S CAREER STATISTICS

INTERCEPTIONS	g	no.	yards	td	long	avg/r	avg/g
2019	4	0	0	0	0	0.0	0.0
2020	11	1	2	0	2	2.0	0.2
TOTAL	15	1	2	0	2	2.0	0.1

ALL PURPOSE	g	rush	rcv	pr	kr	ir	total	avg/g
2019	4	0	0	0	0	0	0	0.0
2020	11	0	0	0	0	2	2	0.2
TOTAL	15	0	0	0	0	2	2	0.1

TACKLES	g	ua	a	total	tfl	pd	ff	fr	blk	qbh
2019	4	0	0	0	0.0-0	0	0	0	0	0
2020	11	16	4	20	3.0-5	1	0	0	0	1
TOTAL	15	16	4	20	3.0-5	1	0	0	0	1

HONORS & AWARDS

- Gameball recipient (2020 Week Two vs. South Florida)

SOPHOMORE SEASON (2020)

- Saw action in the win over Duke (9/12).
- Led the team in tackles with eight (seven solo) in his first game action on defense and in his first-career start, also adding 2.0 TFL and one QBH to earn the game ball in the 52-0 win vs. South Florida (9/19).
- His 2.0 tackles for loss led the team (tied); the Irish defense held South Florida to just two successful third down conversions of 15 total attempts.
- Posted one tackle in the 12-7 win vs. Louisville (10/17).
- Marked one solo tackle in the 45-3 win at Pitt (10/24).
- Totaled five tackles (one off the team-leading figure of six) in the 31-13 win at Georgia Tech (10/31).
- Saw action in the 47-40 2OT win over then-No. 1 Clemson (11/7).
- Snagged his first-career interception, adding three tackles and 1.0 TFL, in the 45-31 win at Boston College (11/14).
- Saw action in the 31-17 win at No. 19 North Carolina (11/27).
- Notched two tackles in the 41-25 regular season finale win over Syracuse (12/5).
- Saw action in the ACC Championship game (12/19).
- Noted one fumble recovery on special teams, keeping control for Notre Dame, in the CFP Semifinal at the Rose Bowl Game (1/1/21).

FRESHMAN SEASON (2019)

- Played in four games during rookie season (Louisville, New Mexico, Georgia and Virginia).



32 PRINCE KOLLIE

LB • 6' 0 1/2", 222 lbs • Freshman/Freshman
Jonesborough, TN (David Crockett)

PREP AND PERSONAL

- Four-star recruit by 247Sports, ESPN and Rivals.
- No. 94 player nationally, No. 5 outside linebacker nationally and No. 2 player from Tennessee by 247Sports.com.
- No. 213 player nationally, No. 89 player regionally, No. 25 outside linebacker nationally and No. 5 player from Tennessee by ESPN.com (83 Scout Grade).
- No. 239 player nationally, No. 16 outside linebacker nationally and No. 6 player from Tennessee by Rivals (5.8 Rivals rank).
- Invited to play in the 2021 Under Armour All-America Game in Orlando before it was canceled.
- Earned Tennessee Titans Class 5A Mr. Football in 2020.
- One of five finalists for the Butkus Award, given annually to the nation's top high school linebacker.
- Finished his senior season with 109 tackles (59 solo), 2.0 sacks and one interception while rushing for 1,562 yards with 26 touchdowns.
- Named to the 2020 Preseason Tennessee All-State First Team by MaxPreps.
- Earned Tennessee 5A All-Defense team honors in 2019.
- Played for coach Hayden Chandley at David Crockett.
- Also played basketball at David Crockett.
- Son of Rita and John Kollie.
- Has two brothers; John Jr. and Josh.
- John Jr., plays football at Bluefield College in Virginia.



73 ANDREW KRISTOFIC

OL • 6' 5 1/4", 295 lbs • Junior/Sophomore
Gibsonia, PA (Pine-Richland)

KRISTOFIC'S CAREER STATISTICS

PARTICIPATION	g	
2019	4	No other statistics
2020	4	No other statistics
TOTAL	8	No other statistics

SOPHOMORE SEASON (2020)

- Saw action in the 52-0 win vs. South Florida (9/19).
- Saw action in the 45-3 win at Pitt (10/24).
- Saw action in the 45-31 win at Boston College (11/14).
- Played in the 41-25 regular season finale win over Syracuse (12/5).

FRESHMAN SEASON (2019)

- Played in four games during freshman season (New Mexico, Bowling Green, Duke & Navy).



54 JACOB LACEY

DL • 6' 1 5/8", 275 lbs • Junior/Junior
Bowling Green, KY (South Warren)

LACEY'S CAREER HIGHS

Tackles: 4, vs. Navy (2019)
Tackles-for-Loss: 1.5, vs. Virginia (2019)
Sacks: 0.5, vs. Virginia (2019)
Forced Fumbles: N/A
Fumble Recoveries: N/A

LACEY'S CAREER STATISTICS

TACKLES	g	ua	a	total	tfl	pd	ff	fr	blk	qbh
2019	11	7	7	14	1.5-3	0	0	0	0	1
2020	11	1	3	4	1.0-2	1	0	0	0	0
TOTAL	22	8	10	18	2.5-5	1	0	0	0	1

SACKS	g	ua	a	total	yards
2019	11	0	1	0.5	2
2020	11	0	0	0.0	0
TOTAL	22	0	1	0.5	2

SOPHOMORE SEASON (2020)

- Shared a tackle for loss (-1 yard) in the season-opening win vs. Duke (9/12).
- Posted one tackle, 0.5 TFL (loss of one yard) and a pass breakup in the 52-0 win vs. South Florida (9/19).
- Posted one tackle in the win vs. Florida State (10/10).
- Saw action in the 12-7 win vs. Louisville (10/17).
- Made a tackle in the 45-3 win at Pitt (10/24).
- Saw action in the 31-13 win at Georgia Tech (10/31).

- Saw action in the 47-40 2OT win over then-No. 1 Clemson (11/7).
- Saw action in the 45-31 win at Boston College (11/14).
- Did not participate at North Carolina (11/27).
- Played in the 41-25 regular season finale win over Syracuse (12/5).
- Saw action in the ACC Championship game (12/19).
- Saw action in the CFP Semifinal at the Rose Bowl Game (1/1/21).

FRESHMAN SEASON (2019)

- Saw the field in 11 games as a freshman, recording 14 total tackles with 1.5 tackles for loss, 0.5 sacks and a QB hurry.
- Recorded a season-high four tackles against Navy.
- Posted three tackles and assisted on a sack in win over Virginia.



O BRADEN LENZY

WR • 5' 11 3/8", 182 lbs • Senior/Junior
Tigard, OR (Tigard Senior)

LENZY'S CAREER HIGHS

Receptions: 3 (2x), MR vs. Florida State (2020)
Receiving Yards: 87, vs. Navy (2019)
Long Reception: 70, vs. Navy (2019)
Receiving TDs: 2 (2x), MR vs. Navy (2019)
Rushes: 4, at Stanford (2019)
Rushing Yards: 61, vs. Boston College (2019)
Long Rush: 61, vs. Boston College (2019)
Rushing TDs: 1 (2x), MR vs. Boston College (2019)

LENZY'S CAREER STATISTICS

RUSHING	g	att	yards	td	long	avg/c	avg/g
2018	0	0	0	0	0	0.0	0.0
2019	9	13	200	2	61	15.4	22.2
2020	7	3	8	0	3	2.7	1.1
TOTAL	16	16	208	2	61	13.0	13.0

TOTAL OFFENSE	g	rush	pass	total	avg/g
2018	0	0	0	0	0.0
2019	9	200	0	200	22.2
2020	7	8	0	8	1.1
TOTAL	16	208	0	208	13.0

RECEIVING	g	rec	yards	td	long	rec/g	avg/c	avg/g
2018	0	0	0	0	0	0.0	0.0	0.0
2019	9	11	254	2	70	1.2	23.1	28.2
2020	7	7	63	1	22	1.0	9.0	9.0
TOTAL	16	18	317	3	70	1.1	17.6	19.8

JUNIOR SEASON (2020)

- Did not participate vs. Duke (9/12).
- Caught three passes for 34 yards (22-yard long) and rushed once for three yards in the 52-0 win vs. South Florida (9/19).
- Started, rushing twice for five yards and catching three passes for 29 yards and a touchdown, in the win vs. Florida State (10/10).
- Saw action in the 12-7 win vs. Louisville (10/17) and in the 45-3 win at Pitt (10/24).
- Saw action in the 31-17 win at No. 19 North Carolina (11/27).
- Caught one pass in the 41-25 regular season finale win over Syracuse (12/5).
- Saw action in the CFP Semifinal at the Rose Bowl Game (1/1/21).

SOPHOMORE SEASON (2019)

- Played in nine games with a pair of starts.
- Caught 11 passes for 254 yards and two TDs, while rushing for 200 yards and a pair of TDs on 13 carries.
- Scored first-career TD among two catches for 74 yards against New Mexico.
- Picked-up first rushing TD on a 51-yard run against Southern Cal.
- Had two catches for 87 yards and a score against Navy.
- Ran for a 61-yard TD score against Boston College.
- Had two catches for 48 yards against Stanford.
- Had three rushes and a reception in Camping World Bowl win over Iowa State, while also returning three kickoffs for 71 yards.

FRESHMAN SEASON (2018)

- Did not see the field during freshman campaign



98 HARRISON LEONARD

K/P • 5' 10 3/8", 193 lbs • Junior/Sophomore
Jamestown, RI (Avon Old Farms School)

LEONARD'S CAREER STATISTICS

SCORING	g	td	rush	rcv	ret	pat	2pat	fg	total	avg/g
2019	2	0	0	0	0	4	0	0	4	2.0
TOTAL	2	0	0	0	0	4	0	0	4	2.0

KICKOFFS	g	no.	yards	avg
2019	2	2	80	40.0
TOTAL	2	2	80	40.0

SOPHOMORE SEASON (2020)

- Did not see game action in his sophomore season.

FRESHMAN SEASON (2019)

- Played in two games, kicking off twice.



6 CLARENCE LEWIS

CB • 5' 11 1/2", 198 lbs • Sophomore/Sophomore
Edison, NJ (Mater Dei)

LEWIS' CAREER HIGHS

Tackles: 12, vs. Syracuse (2020)
Tackles-for-Loss: 1.0, vs. USF (2020)
Forced Fumbles: 1, vs. Syracuse (2020)
Fumble Recoveries: N/A
Interceptions: N/A
INT Return Yards: N/A
Pass Breakups: 3, vs. USF (2020)

LEWIS' CAREER STATISTICS

TACKLES	g	ua	a	total	tfl	pd	ff	fr	blk	qbh
2020	12	29	4	33	1.0-3	7	1	0	0	0
TOTAL	12	29	4	33	1.0-3	7	1	0	0	0

HONORS & AWARDS

- The Athletic Freshman All-America Second Team
- ACC Defensive Back of the Week: Syracuse (12/5)

FRESHMAN SEASON (2020)

- Saw action in the season-opening win vs. Duke (9/12).
- Marked his first-career start, posting five tackles, all solo, the second-highest figure on the team and tied for most among Irish DBs, in addition to 1.0 tackle-for-loss (-3 yards) and three pass breakups in the 52-0 win vs. South Florida (9/19).
- Lewis led the Irish defense with three pass breakups in the 52-0 shutout of South Florida.
- Posted one tackle in the win vs. Florida State (10/10).
- Posted one tackle in the 12-7 win vs. Louisville (10/17).
- Started in the 45-3 win at Pitt (10/24).
- Saw action in the 31-13 win at Georgia Tech (10/31).
- Totaled five solo tackles in the 47-40 2OT win over then-No. 1 Clemson (11/7).
- Started and registered two tackles and a pass breakup in the 45-31 win at Boston College (11/14).
- Posted a tackle and a pass breakup in the 31-17 win at No. 19 North Carolina (11/27).
- Named ACC Defensive Back of the Week for his performance in the 41-25 regular season finale win over Syracuse (12/5).
- Lewis led the Irish with 12 tackles vs. Syracuse, the most by an Irish player in a single game since Julian Love's 12 vs. USC in 2018.
- Started and totaled four tackles (three solo) and a pass breakup in the ACC Championship game (12/19).
- Started and totaled two solo tackles in the CFP Semifinal at the Rose Bowl Game (1/1/21).



**8 MARIST
LIUFAU**

LB • 6' 2 1/4", 229 lbs • Junior/Sophomore
Kalihi, HI (Punahou)

LIUFAU'S CAREER HIGHS

Tackles: 6, vs. Clemson (ACCCG) (2020)
Tackles-for-Loss: 0.5, at North Carolina (2020)
Sacks: 0.5, at North Carolina (2020)
Forced Fumbles: N/A
Fumble Recoveries: 1, vs. Syracuse (2020)

LIUFAU'S CAREER STATISTICS

TACKLES	g	ua	a	total	tfl	pd	ff	fr	blk	qbh
2019	4	0	0	0	0.0-0	0	0	0	0	0
2020	10	10	12	22	1.5-2	0	0	1	0	1
TOTAL	14	10	12	22	1.5-2	0	0	1	0	1

SACKS	g	ua	a	total	yards
2019	4	0	0	0.0	0
2020	10	0	1	0.5	1
TOTAL	14	0	1	0.5	1

SOPHOMORE SEASON (2020)

- Started at linebacker, his first-career start, and posted three tackles in the season-opening win vs. Duke (9/12).
- Did not participate vs. South Florida (9/19).
- Marked one QB hit in the win vs. Florida State (10/10).
- Participated in the 12-7 win vs. Louisville (10/17).
- Made a tackle in the 45-3 win at Pitt (10/24).
- Saw action in the 31-13 win at Georgia Tech (10/31).
- Did not participate vs. Clemson (11/7).
- Recorded one tackle in the 45-31 win at Boston College (11/14).
- Ranked third on the team in tackles with five, including 0.5 TFL, in the 31-17 win at No. 19 North Carolina (11/27).
- Recovered his first-career fumble, returning it 12 yards, in the 41-25 regular season finale win over Syracuse (12/5).
- Started and totaled six tackles in the ACC Championship game (12/19).
- Started and totaled six tackles (four solo) in the CFP Semifinal at the Rose Bowl Game (1/1/21).

FRESHMAN SEASON (2019)

- Saw the field in four games as a freshman -- Georgia, Virginia, Southern Cal and Michigan.



**37 CHASE
LOVE**

S • 6' 0 1/4", 197 lbs • Senior/Junior
Chicago Heights, IL (Marian Catholic)

JUNIOR SEASON (2020)

- Did not see action during the 2020 season.

SOPHOMORE SEASON (2019)

- Did not see action during 2019 campaign.



75 JOSH LUGG

OL • 6' 6 7/8", 305 lbs • Graduate Student/Senior
Wexford, PA (North Allegheny Senior)

LUGG'S CAREER STATISTICS

PARTICIPATION	g	
2018	13	No other statistics
2019	13	No other statistics
2020	11	No other statistics
TOTAL	37	No other statistics

SENIOR SEASON (2020)

- Saw action in the season-opening win vs. Duke (9/12).
- Saw action in the 52-0 win vs. South Florida (9/19).
- Participated in the win vs. Florida State (10/10).
- Saw action in the 12-7 win vs. Louisville (10/17).
- Saw action in the 31-13 win at Georgia Tech (10/31).
- Saw action in the 47-40 2OT win over then-No. 1 Clemson (11/7).
- Saw action in the 45-31 win at Boston College (11/14).
- Made his first start of the season for an offensive line that paved the way for 478 yards of total offense (199 rushing with three touchdowns, 279 passing with one touchdown), and 35:04 time of possession in the 31-17 win at No. 19 North Carolina.
- Started for an offensive line that paved the way for 568 yards of total offense (283 rushing with three touchdowns, 285 passing with three touchdowns) and 33:50 time of possession against Syracuse.
- Notre Dame's 568 yards of total offense were the most in the ACC that week, and ranked fourth among all Power 5 teams on the weekend.
- Started for an offensive line that helped the Irish win the time of possession battle for the 10th time this season (out of 11 games), totaling 31:52 against Clemson in the ACC Championship game.
- Saw action in the CFP Semifinal at the Rose Bowl Game (1/1/21).

JUNIOR SEASON (2019)


- Saw action in all 13 games while starting the final five contests of the year.
- Capped the season with a pass-block grade of 83.0 per Pro Football Focus, with a grade of 80.0 or higher in each of the last three games of the season.
- Did not allow a sack on 263 pass blocks this season, while conceding just three QB hits.
- Finished the season among the top-25 FBS tackles in PFF's Pass Block grade (at least 400 total snaps played).

SOPHOMORE SEASON (2018)

- Played in all 13 games, primarily on the line in kicking game.

FRESHMAN SEASON (2017)

- One of 10 scholarship freshmen who did not see the field.
- Joined David Adams, Jafar Armstrong, Aaron Banks, Avery Davis, Darnell Ewell, Dillan Gibbons, Jeremiah Owusu-Koramoah, Kofi Wardlow and Drew White as rookies who helped the Irish on their scout teams.



62 CAIN MADDEN

OL • 6' 2 1/2", 310 lbs • Graduate Student/*Senior
South Webster, OH (Minford/Marshall)

Transferred to Notre Dame after graduating from Marshall in 2020.

R-SENIOR SEASON (2020)

- Started 9-of-10 games for the Thundering Herd in 2020.
- He and the offensive line paved the way for Marshall to outrush their opponents in 7-of-10 games and outpass opponents in six.
- The Herd also won time of possession in six games in 2020.
- In addition to his 2020 All-America honors, Madden was named first-team All-Conference USA.

R-JUNIOR SEASON (2019)

- Breakout player on the offensive side of the ball
- One of two offensive linemen to earn All-Conference USA honors, earning a spot on the league's second team.
- Appeared in all 13 games, starting all of them.
- Has now started 22 consecutive games.
- Part of an offensive line that blocked for a running game that finished second in Conference USA in rushing yards and rushing yards per game.
- Honored at the team's end-of-season banquet with the Offensive Gridiron Glad-iator Award, an honor given by the coaching staff to the player who is relentless and gives his everything all of the time.

R-SOPHOMORE SEASON (2018)

- Appeared in all 13 games, but was forced into a starting role with the injury to fellow sophomore Alex Mollette.
- Nicknamed "Dump Truck," the bruising lineman started the final nine games of the season at right guard.

R-FRESHMAN SEASON (2017)

- Saw action in all 13 games.

FRESHMAN SEASON (2016)

- Redshirted.

PREP AND PERSONAL

- Born Dec. 23, 1996.
- Played offensive and defensive line for Minford.
- Was named All-Ohio twice.
- Played in the North-South All-Star Classic.
- Holds the school's second-best mark in the shot put with a throw of 48 feet, 10-and-a-half inches as well as the program's third-best showing in the discus with a throw of 130 feet, one inch.



43 GREG MAILEY

WR • 6' 1", 203 lbs • Senior/Junior
Hudson, OH (Hudson)

MAILEY'S CAREER STATISTICS

PARTICIPATION	g	
2019	1	No other statistics
2020	1	No other statistics
TOTAL	2	No other statistics

JUNIOR SEASON (2020)

- Saw action in the 52-0 win vs. South Florida (9/19).

SOPHOMORE SEASON (2019)

- Made collegiate debut against Navy (11/16).

FRESHMAN SEASON (2018)

- Did not see any game action during the season.
- Helped the Notre Dame offense scout team during game preparation.



87 MICHAEL MAYER

TE • 6' 4 1/2", 251 lbs • Sophomore/Sophomore
Independence, KY (Covington Catholic)

MAYER'S CAREER HIGHS

Receptions: 7, vs. Alabama (2021)
Receiving Yards: 73, at Pitt (2020)
Long Reception: 29, vs. Clemson (2020)
Receiving TDs: 1 (2x), MR at Pitt (2020)
Rushes: N/A
Rushing Yards: N/A
Long Rush: N/A
Rushing TDs: N/A

MAYER'S CAREER STATISTICS


RECEIVING	g	rec	yards	td	long	rec/g	avg/c	avg/g
2020	11	35	388	2	29	3.2	11.1	35.3
TOTAL	11	35	388	2	29	3.2	11.1	35.3

HONORS & AWARDS

- The Athletic Freshman All-America First Team
- All-ACC Third Team
- All-ACC Academic Team
- Phil Steele All-ACC Fourth Team
- 247Sports True Freshman All-America Team
- Pro Football Focus Team of the Week at Pitt (10/24)
- FWAA Freshman All-American Watch List

FRESHMAN SEASON (2020)

- In his first game action in an Irish uniform, made a difference off the bench, posting three receptions for 38 yards in the season-opening win vs. Duke (9/12).
- Posted his first-career start, catching one pass for five yards, in the 52-0 win vs. South Florida (9/19).
- Caught two passes for 25 yards and a touchdown in the win vs. Florida State (10/10).
- Posted one reception for 12 yards, hurdling a defender, in the 12-7 win vs. Louisville (10/17).
- Tallied five receptions for 73 yards and a TD in the 45-3 win at Pitt (10/24).
- Mayer's five receptions vs. Pittsburgh were the most by a true freshman, and tie for the most by a tight end, in the ACC that week.
- Caught three passes for 15 yards in the 31-13 win at Georgia Tech (10/31).
- Caught five passes for 67 yards in the 47-40 2OT win over then-No. 1 Clemson (11/7).
- Posted one reception for 12 yards in the 45-31 win at Boston College (11/14).
- Recorded four receptions for 54 yards in the 31-17 win at No. 19 North Carolina (11/27).
- Started and posted five receptions for 36 yards in the 41-25 regular season finale win over Syracuse (12/5).
- Led the Irish with five receptions for 51 yards in the ACC Championship game (12/19).
- Started and led the Irish in receiving yards with 62 (seven receptions) in the CFP Semifinal at the Rose Bowl Game (1/1/21). His seven receptions were a single-game career-high.



99 RYLIE MILLS

DL • 6' 5 1/8", 283 lbs • Sophomore/Sophomore
Lake Bluff, IL (Lake Forest)

MILLS' CAREER HIGHS

Tackles: 2 (2x), MR at North Carolina (2020)
Tackles-for-Loss: 1.0, vs. Syracuse (2020)
Sacks: 0.5, at North Carolina (2020)
Forced Fumbles: N/A
Fumble Recoveries: N/A

MILLS' CAREER STATISTICS

TACKLES	g	ua	a	total	tfl	pd	ff	fr	blk	qbh
2020	9	2	5	7	2.0-8	0	0	0	0	0
TOTAL	9	2	5	7	2.0-8	0	0	0	0	0

SACKS	g	ua	a	total	yards
2020	9	0	1	0.5	4
TOTAL	9	0	1	0.5	4

FRESHMAN SEASON (2020)

- Saw action in the 52-0 win vs. South Florida (9/19).
- Saw action in the 45-3 win at Pitt (10/24).
- Posted two tackles, the first of his career, in the 31-13 win at Georgia Tech (10/31).
- Saw action in the 47-40 2OT win over then-No. 1 Clemson (11/7).
- Noted 0.5 TFL (-3 yards) in the 45-31 win at Boston College (11/14).

- Notched two tackles and 0.5 TFL in the 31-17 win at No. 19 North Carolina (11/27).
- Posted 1.0 TFL in the 41-25 regular season finale win over Syracuse (12/5).
- Saw action in the ACC Championship game (12/19).
- Notched his first-career start, posting one tackle, in the CFP Semifinal at the Rose Bowl Game (1/1/21).



13 PAUL MOALA

LB • 5' 11 1/2", 222 lbs • Senior/Junior
Mishawaka, IN (Penn)

MOALA'S CAREER HIGHS

Tackles: 5, vs. Duke (2020)
Tackles-for-Loss: 1.0, vs. Navy (2019)
Sacks: N/A
Forced Fumbles: 1, vs. Navy (2019)
Fumble Recoveries: 1, vs. Navy (2019)

MOALA'S CAREER STATISTICS

TACKLES	g	ua	a	total	tfl	pd	ff	fr	blk	qbh
2018	7	1	0	1	0.0-0	0	0	0	0	0
2019	12	6	8	14	1.0-6	0	1	1	0	2
2020	3	5	2	7	0.0-0	0	0	0	0	0
TOTAL	22	12	10	22	1.0-6	0	1	1	0	2

JUNIOR SEASON (2020)

- Posted five tackles (four solo), the third-most on the team, in the season-opening win vs. Duke (9/12).
- Registered one tackle in the 52-0 win vs. South Florida (9/19).
- Marked one tackle in the win vs. Florida State (10/10); suffered a season-ending injury in the first half.

SOPHOMORE SEASON (2019)

- Played in 12 games on the season, making 14 tackles with a tackle for loss, two QB hurries a forced fumble and a fumble recovery for a touchdown
- Intercepted a Navy pitch for a forced fumble and fumble recovery, returning it 27 yards for a touchdown

FRESHMAN SEASON (2018)

- Appeared in seven games during the year



53 QUINN MURPHY

OL • 6' 5 1/4", 305 lbs • Junior/Sophomore
Duxbury, MA (Duxbury)

MURPHY'S CAREER STATISTICS

PARTICIPATION	g	
2020	1	No other statistics
TOTAL	1	No other statistics

SOPHOMORE SEASON (2020)

- Saw action in the 52-0 win vs. South Florida (9/19).

FRESHMAN SEASON (2019)

- Did not see the field during 2019 campaign.



21 CALEB OFFORD

CB • 6' 1", 192 lbs • Sophomore/Freshman
Southaven, MS (Southaven)

OFFORD'S CAREER STATISTICS

PARTICIPATION	g	
2020	2	No other statistics
TOTAL	2	No other statistics

FRESHMAN SEASON (2020)

- Saw action in the 52-0 win vs. South Florida (9/19).
- Participated in the win vs. Florida State (10/10).



47 JASON ONYE

DL • 6' 4 1/2", 289 lbs • Freshman/Freshman
North Providence, RI (Bishop Hendricken)

PREP AND PERSONAL

- Three-star recruit by 247Sports, ESPN and Rivals.
- No. 42 weakside defensive end nationally and No. 1 player from Rhode Island by 247Sports.com.
- No. 44 strongside defensive end by Rivals (5.6 Rivals rank).
- No. 59 player regionally, No. 52 defensive end nationally and No. 1 player from Rhode Island by ESPN.com (79 Scout Grade).
- Earned First Team All-State honors from The Providence Journal in 2019.
- During his junior year, led Bishop Hendricken to a 10-0 record and a Rhode Island State Championship.
- Tallied 59 tackles, 14 sacks and 12.0 TFLs during his junior season.
- Won the State Championship during his sophomore year in 2018.
- Played for coach Keith Croft at Bishop Hendricken.
- Also played basketball at Bishop Hendricken.
- Son of Gift Odum and Lawrence Onye.
- Has one sister, Lauren.



31 NANA OSAFO-MENSAH

DL • 6' 3 1/8", 250 lbs • Junior/Sophomore
Fort Worth, TX (Nolan Catholic)

OSAFO-MENSAH'S CAREER HIGHS

Tackles: 1, vs. New Mexico (2019)

Tackles-for-Loss: N/A

Sacks: N/A

Forced Fumbles: N/A

Fumble Recoveries: N/A

OSAFO-MENSAH'S CAREER STATISTICS

TACKLES	g	ua	a	total	tfl	pd	ff	fr	blk	qbk
2019	2	0	1	1	0.0-0	0	0	0	0	0
TOTAL	2	0	1	1	0.0-0	0	0	0	0	0

SOPHOMORE SEASON (2020)

- Missed the 2020 season due to injury.

FRESHMAN SEASON (2019)

- Played in a pair of games during 2019 season (New Mexico & Bowling Green).
- Recorded a tackle in collegiate debut against Lobos.



55 JARRETT PATTERSON

OL • 6' 4 1/2", 307 lbs • Senior/Junior
Laguna Hills, CA (Mission Viejo)

PATTERSON'S CAREER STATISTICS

PARTICIPATION	g	
2018	3	No other statistics
2019	13	No other statistics
2020	8	No other statistics
TOTAL	24	No other statistics

HONORS & AWARDS

- Rimington Trophy Watch List (2020)
- Outland Trophy Watch List (2020)
- Phil Steele Honorable Mention All-America (2020)
- Pro Football Focus Preseason All-ACC First Team (2020)
- Phil Steele Preseason All-Independent Second Team (2020)
- Joe Moore Award Midseason Honor Roll (OL - 2019)
- Rimington Trophy Watch List (2019)
- Offensive Newcomer of the Year (ECHOES 2019)

JUNIOR SEASON (2020)

- Started in the season-opening win over Duke (9/12).


- The Irish took home Pro Football Focus' Offensive Line of the Week award after the season-opener vs. Duke, producing the highest-combined pass-block grade of any offensive line that week.
- Started in the 52-0 win vs. South Florida (9/19) for an offensive line that allowed zero sacks on Irish quarterbacks and paved the way for six rushing touchdowns. With its performance against South Florida, the O-Line was Pro Football Focus' top-rated offensive line of the week for the second week in a row.
- Started for an O-Line that allowed zero sacks, paved the way for 353 yards rushing, four rushing TDs, totaling 554 yards of total offense in the win vs. Florida State (10/10).
- Started in the 12-7 win over Louisville.
- Started for an O-Line that paved the way for 434 yards of total offense and 115 rushing yards (two rushing TDs) in the 45-3 win at Pitt (10/24).
- Started for an O-Line that helped the Irish post 227 rushing yards and three rushing touchdowns in the 31-13 win at Georgia Tech (10/31).
- Started for an offensive line that paved way for 518 yards of total offense (208 rushing with three touchdowns, 310 passing with one touchdown) in the 47-40 2OT win over then-No.1 Clemson.
- Started for an offensive line that paved the way for 561 yards of total offense (278 rushing with three touchdowns, 283 passing with three touchdowns and zero sacks) and 34:27 time of possession in the 45-31 win at Boston College (11/14).

SOPHOMORE SEASON (2019)

- Started all 13 games at center.
- Helped the Irish offense rank 13th nationally in scoring offense (36.8 points per game).
- Ranked among the nation's top-20 centers per Pro Football Focus with an offensive grade of 74.2.
- Did not allow a sack and just two QB hits on 854 offensive snaps played this season.
- Posted a Pro Football Focus pass-block grade of 75 or better in eight games this season, including a grade of 80 or better in three of the last four games of the season.
- Recorded best pass block-grade of the season in the Camping World Bowl victory over Iowa State (84.4).

FRESHMAN SEASON (2018)

- Appeared in three games over the course of the season.



44 ALEX PEITSCH


LS • 6' 1 1/8", 210 lbs • Sophomore/Freshman
Ellicott City, MD (St. John's College (D.C.))

PEITSCH'S CAREER STATISTICS

PARTICIPATION	g	
2020	1	No other statistics
TOTAL	1	No other statistics

FRESHMAN SEASON (2020)

- Saw action in the 52-0 win vs. South Florida (9/19).



81 JACK POLIAN

WR • 6' 0 1/8", 174 lbs • Freshman/Freshman
Ponte Vedra, FL (Ponte Vedra)



11 RON POWLUS III

QB • 6' 2 5/8", 225 lbs • Freshman/Freshman
Granger, IN (Penn)

PREP AND PERSONAL

- Three-star recruit by Rivals.
- Two-star recruit by 247Sports.
- No. 49 player from Indiana by 247Sports.com.
- 5.5 Rivals rank.
- Helped the Kingsman reach the state playoffs during his senior season.
- Threw for 224 yards and four touchdowns on Senior Night in Penn's 42-3 win over New Prairie.
- Earned Class 6A All-State honors in 2020.
- Missed most of his junior season due to injury.
- Played for coach Cory Yeoman at Penn.
- Went to the same high school as current Irish linebacker Paul Moala.
- Son of Sara and Ron Powlus.
- Father, Ron, played quarterback at Notre Dame and is currently the Associate Athletics Director for Football.
- Has a younger brother, Tommy.



10 ISAIAH PRYOR

LB • 6' 1 1/2", 217 lbs • Graduate Student/Senior
Lawrenceville, GA (Archer/Ohio State)

PRYOR'S CAREER HIGHS

Tackles: 3, at Boston College (2020)
Tackles-for-Loss: 1.0, at Pitt (2020)
Sacks: 1.0, at Pitt (2020)
Forced Fumbles: 1, at Pitt (2020)
Fumble Recoveries: N/A
Interceptions: N/A
INT Return Yards: N/A
Pass Breakups: N/A

PRYOR'S CAREER STATISTICS

TACKLES	g	ua	a	total	tfl	pd	ff	fr	blk	qbl
2020	12	8	0	8	1.0-7	0	1	0	0	1
TOTAL	12	8	0	8	1.0-7	0	1	0	0	1

SACKS	g	ua	a	total	yards
2020	12	1	0	1.0	7
TOTAL	12	1	0	1.0	7

GRADUATE SEASON (2020)

- Saw his first game action for the Irish, posting two tackles (both solo) in the season-opening win vs. Duke (9/12).
- Registered a tackle in the 52-0 win vs. South Florida (9/19).
- Participated in the win vs. Florida State (10/10).
- Saw action in the 12-7 win vs. Louisville (10/17).
- Totaled two solo tackles, posting his first-career sack (-7), along with forcing a fumble and adding a QBH in the 45-3 win at Pitt (10/24).
- Saw action in the 31-13 win at Georgia Tech (10/31).
- Saw action in the 47-40 2OT win over then-No. 1 Clemson (11/7).
- Posted three tackles in the 45-31 win at Boston College (11/14).
- Saw action in the 31-17 win at No. 19 North Carolina (11/27).
- Played in the 41-25 regular season finale win over Syracuse (12/5).
- Saw action in the ACC Championship game (12/19).
- Saw action in the CFP Semifinal at the Rose Bowl Game (1/1/21).

A graduate transfer to Notre Dame, Pryor enrolled at Notre Dame beginning in the spring semester of 2020. He played three seasons with Ohio State, totaling 31 games played, 47 tackles and one interception.

AS A JUNIOR (2019)

- Played in four games for the Buckeyes, posting three tackles.
- Graduated in December of 2019 and transferred to Notre Dame to begin the spring 2020 semester.

AS A SOPHOMORE (2018)

- Played in 13 games with seven starts for Ohio State, totaling 31 tackles (20 solo) and one interception.
- Notched six passes defended on the season, the second-most on the team.
- Posted a career-high six tackles at Purdue.
- Notched his interception in the win vs. Minnesota.
- In 2018, Ohio State went 13-1, including a win over Washington in the Rose Bowl.

AS A FRESHMAN (2017)

- Lettered as a true freshman after playing in 14 games for the Buckeyes, tallying 13 total tackles (nine solo).
- Noted a season-high four tackles in the win vs. UNLV.
- Ohio State won the Big Ten Championship.



10 DREW PYNE

QB • 5' 11 1/2", 200 lbs • Sophomore/Freshman
New Canaan, CT (New Canaan)

PYNE'S CAREER HIGHS

Completions: 1 (2x), MR vs. Alabama (2021)
Attempts: 2, vs. USF (2020)
Passing Yards: 7, vs. Alabama (2021)
Longest Pass: 7, vs. Alabama (2021)
Passing TDs: N/A
Rushes: 1, vs. South Florida (2020)
Rushing Yards: 4, vs. USF (2020)
Longest Rush: 4, vs. USF (2020)
Rushing TDs: N/A

PYNE'S CAREER STATISTICS

RUSHING	g	att	yards	td	long	avg/c	avg/g
2020	4	1	4	0	4	4.0	1.0
TOTAL	4	1	4	0	4	4.0	1.0

PASSING	g	cmp-att-int	yards	td	long	pct	avg/p	avg/g
2020	4	2-3-0	12	0	7	66.7	4.0	3.0
TOTAL	4	2-3-0	12	0	7	66.7	4.0	3.0

FRESHMAN SEASON (2020)

- Saw his first-career game action, completing a pass for five yards and rushing once for four yards, in the 52-0 win vs. South Florida (9/19).
- Saw action in the 45-3 win at Pitt (10/24).
- Played in the 41-25 regular season finale win over Syracuse (12/5).
- Saw action at quarterback, completing one pass for seven yards, in the CFP Semifinal at the Rose Bowl Game (1/1/21).



86 CONOR RATIGAN

WR • 5' 11 5/8", 182 lbs • Junior/Sophomore
Granger, IN (St. Joseph)

SOPHOMORE SEASON (2020)

- Did not see game action as a sophomore.

FRESHMAN SEASON (2019)

- Did not see game action as a freshman.



25 PHILLIP RILEY


CB • 5' 11 1/2", 202 lbs • Freshman/Freshman
Riverview, FL (Bloomington)

PREP AND PERSONAL

- Four-star recruit by 247Sports, ESPN and Rivals.
- No. 234 player nationally, No. 17 cornerback nationally and No. 30 player from

Florida by 247Sports.com.

- No. 152 player regionally, No. 21 cornerback nationally and No. 56 player from Florida by ESPN.com (80 Scout Grade).
- No. 24 cornerback nationally and No. 44 player from Florida by Rivals (5.8 Rivals rank).
- Guided Bloomingdale to the 7A state semifinals in 2020.
- Finished his senior season with 24 tackles and two interceptions. He also returned a punt and a kickoff for a touchdown on his way to 333 all-purpose yards.
- Tallied 29 tackles and one interception during his junior season.
- Helped Bloomingdale reach the regional semifinals of the 7A state playoffs in 2019.
- Played for coach Jake Coulson at Bloomingdale.
- Son of Tiffany and Tredrick Sapp and Erica and Philip Riley Sr.
- Has four siblings; Naomi, Daniel, Tariq and Taeshawn.



30 JAKE RITTMAN

P • 6' 2 1/4", 210 lbs • Senior/Junior
Lawrence, KS (Free State)

RITTMAN'S CAREER STATISTICS

PARTICIPATION	g	
2019	1	No other statistics
2020	1	No other statistics
TOTAL	2	No other statistics

JUNIOR SEASON (2020)


- Saw action in the 52-0 win vs. South Florida (9/19).

SOPHOMORE SEASON (2019)

- Made collegiate debut against Bowling Green.

FRESHMAN SEASON (2018)

- Did not see any game action during the season.
- Helped the Notre Dame special teams scout team during game preparation.



97 GABRIEL RUBIO

DL • 6' 5 1/4", 290 lbs • Freshman/Freshman
St. Louis, MO (Lutheran St. Charles)

PREP AND PERSONAL


- Four-star recruit by 247Sports, ESPN and Rivals.
- No. 106 player nationally, No. 9 defensive tackle nationally and No. 2 player from Missouri by Rivals (5.9 Rivals rank).
- No. 148 player nationally, No. 10 defensive tackle nationally and No. 3 player from Missouri by 247Sports.com.
- No. 161 player nationally, No. 32 player regionally, No. 11 defensive tackle nationally and No. 3 player from Missouri by ESPN.com (83 Scout Grade).

- Finished his senior season with 40 tackles and two sacks.
- Had 117 tackles, 46.0 TFLs and 18 sacks in 2019 and Lutheran made the fourth round of the state playoffs.
- Earned Second Team All-Missouri honors from MaxPreps in 2019.
- Played for coach Arlen Harris at Lutheran of St. Charles County.
- Son of Theresa and Angel Rubio.
- Father, Angel, played football at Southeast Missouri State and was a three-time All-American.
- Angel was drafted by the Pittsburgh Steelers in the 1998 NFL Draft and played for four teams over two NFL seasons.
- Has four siblings; Isabelle, Isaiah, Seth and Isaac.



32 CHRIS SALERNO

K • 5' 10 1/2", 186 lbs • Freshman/Freshman
Valencia, CA (Crespi Carmelite)



29 MATT SALERNO

WR • 6' 0 5/8", 196 lbs • Senior/Junior
Valencia, CA (Crespi Carmelite)

SALERNO'S CAREER HIGHS

Punt Returns: 2 (3x), MR vs. Syracuse (2020)
Punt Return Yards: 12 (2x), MR vs. Syracuse (2020)
Punt Return TDs: N/A
Long Return: 13, vs. Syracuse (2020)

SALERNO'S CAREER STATISTICS

PUNT RETURNS	g	no.	yards	td	long	avg/r	avg/g
2019	1	0	0	0	0	0.0	0.0
2020	11	10	45	0	13	4.5	4.1
TOTAL	12	10	45	0	13	4.5	3.8

JUNIOR SEASON (2020)

- Served as the primary punt returner for the Irish, posting one return for seven yards, in the 52-0 win vs. South Florida (9/19).
- Participated and fair-caught one punt in the win vs. Florida State (10/10).
- Saw action at punt returner in the 12-7 win vs. Louisville (10/17).
- Returned two punts for one yard in the 45-3 win at Pitt (10/24).
- Saw action at punt returner in the 31-13 win at Georgia Tech (10/31).
- Marked one punt return for five yards in the 47-40 2OT win over then-No. 1 Clemson (11/7).
- Posted two punt returns for 12 yards in the 45-31 win at Boston College (11/14).
- Notched one punt return for eight yards in the 31-17 win at No. 19 North Carolina (11/27).
- Totaled two punt returns for 12 yards in the 41-25 regular season finale win over Syracuse (12/5).
- Posted one punt return in the ACC Championship game (12/19).
- Saw action at punt returner in the CFP Semifinal at the Rose Bowl Game (1/1/21).

SOPHOMORE SEASON (2019)

- Saw first collegiate action against New Mexico.

FRESHMAN SEASON (2018)

- Did not see any game action during the season.
- Helped the Notre Dame offense scout team during game preparation.



36 EDDIE SCHEIDLER

S • 5' 9 1/2", 185 lbs • Junior/Sophomore
Lake Forest, IL (Lake Forest)

SOPHOMORE SEASON (2020)

- Did not see the field during sophomore season.

FRESHMAN SEASON (2019)

- Did not see the field during freshman season.



48 WILL SCHWEITZER

DL • 6' 4", 225 lbs • Freshman/Freshman
Los Gatos, CA (Los Gatos)

PREP AND PERSONAL

- Three-star recruit by 247Sports, ESPN and Rivals.
- No. 30 weakside defensive end and No. 43 player from California by Rivals (5.7 Rivals rank).
- No. 31 outside linebacker nationally and No. 40 player from California by 247Sports.com.
- No. 147 player regionally, No. 97 outside linebacker nationally and No. 91 player from California by ESPN.com (75 Scout Grade).
- Helped Los Gatos to the CIF Regional 3-AA Championship game in 2019.
- Finished his junior season with 130 tackles, 9.0 TFLs, two sacks, 21 hurries and one interception.
- Played for coach Mark Krail at Los Gatos.
- Also played baseball at Los Gatos.
- Son of Christine and John Schweitzer.
- Has two siblings; Tate and Callum.
- Intends to major in business.



89 CHARLIE SELNA

TE • 6' 6 1/8", 252 lbs • Sophomore/Freshman
Atherton, CA (Sacred Heart Prep)

FRESHMAN SEASON (2020)

- Did not see the field during freshman season.



38 DAVIS SHERWOOD

LB • 6' 3", 228 lbs • Freshman/Freshman
Hightstown, NJ (Good Counsel)



46 ADAM SHIBLEY

LB • 6' 0 1/8", 225 lbs • Graduate Student/*Senior
Cleveland, OH (St. Ignatius)

Joined Notre Dame in the summer of 2021 after graduating from the University of Michigan.

At Michigan

- Big Ten Medal of Honor Recipient (2021)
- Co-recipient of the 2018 Team's Scout Team Player of the Year Award (Defense)
- Three-time Academic All-Big Ten honoree (2018-19-20)
- Member of the 2021 AFCA Good Works Team
- Semi-finalist, Jason Witten Collegiate Man of the Year Award (2020)
- Recipient of the Rachael Townsend Leadership Award at the MGoBlue Let's Go Do Awards
- Three-year letterman (2018-19-20)
- Appeared in 18 games during his career

Senior (2020)

- Appeared in all six games on special teams and played linebacker in four with one start; made 23 tackles with three for loss for his third varsity letter.
- Academic All-Big Ten honoree.
- Member of the AFCA Good Works Team.
- Semi-finalist, Jason Witten Collegiate Man of the Year Award.
- Shared Defensive Player of the Week honors for his performance against Rutgers.
- Played linebacker and on special teams at Minnesota (Oct. 24), notching one assisted stop.
- Made seven tackles against Michigan State (Oct. 31) while playing linebacker and special teams, including his first career TFL.
- Contributed on special teams at Indiana (Nov. 7).
- Assisted on one stop playing special teams against Wisconsin (Nov. 14).
- In a start at Rutgers (Nov. 21), made a career-high eight tackles (five solo) with two for loss (Nov. 21).
- Recorded six tackles in his first career start at linebacker and contributed on special teams against Penn State (Nov. 28).

Junior (2019)

- Appeared in 10 games on special teams with one tackle to earn his second varsity letter.
- Academic All-Big Ten honoree.
- Named Special Teams Player of the Game for his performance against Iowa.
- Contributed on special teams against Army (Sept. 7), Rutgers (Sept. 28), Michigan State (Nov. 16), Ohio State (Nov. 30) at Illinois (Oct. 12) and at Penn State (Oct. 19), at Indiana (Nov. 23).
- Credited with one solo tackle playing special teams against Iowa (Oct. 5).
- Contributed on special teams against Alabama in the Vrbo Citrus Bowl (Jan. 1).

Sophomore (2018)

- Appeared in two games on special teams to earn his first varsity letter.
- Academic All-Big Ten honoree.
- Named Scout Team Defensive Player of the Week for his role in helping the offense prepare for Nebraska.
- Recognized as the Scout Team Special Teams Player of the Week for his role in preparing the special teams units for Maryland.
- Co-recipient of the Team's Scout Team Player of the Year Award (Defense).
- Contributed on special teams against Nebraska (Sept. 29) and against Florida in the Chick-Fil-A Peach Bowl (Dec. 29).

Freshman (2017)

- Did not see game action.



64 MAX SIEGEL II

OL • 6' 1 5/8", 290 lbs • Senior/Junior
Fishers, IN (Brebeuf Jesuit)

JUNIOR SEASON (2020)

- Did not see the field during junior campaign.

SOPHOMORE SEASON (2019)

- Did not see the field during sophomore campaign.

FRESHMAN SEASON (2018)

- Did not see any game action during the season.
- Helped the Notre Dame offense scout team during game preparation.



33 SHAYNE SIMON

LB • 6' 2 3/4", 233 lbs • Senior/Senior
West Orange, NJ (St. Peter's Prep)

SIMON'S CAREER HIGHS

Tackles: 4 (2x), MR vs. Clemson (2020)
Tackles-for-Loss: 1.5 vs. Bowling Green (2019)
Sacks: N/A
Forced Fumbles: N/A
Fumble Recoveries: N/A
Quarterback Hurries: 1 (2x), MR at Pitt (2020)

SIMON'S CAREER STATISTICS

TACKLES	g	ua	a	total	tfl	pd	ff	fr	blk	qbh
2018	9	2	2	4	0.5-2	1	0	0	0	0
2019	11	2	7	9	1.5-2	0	0	0	0	1
2020	11	9	5	14	1.0-1	4	0	0	0	1
TOTAL	31	13	14	27	3.0-5	5	0	0	0	2

JUNIOR SEASON (2020)


- Saw action in the season-opening win over Duke (9/12).
- Did not participate vs. South Florida (9/19).
- Started and posted three tackles (all solo) in the win vs. Florida State (10/10).
- Started and posted two tackles (one solo) in the 12-7 win vs. Louisville (10/17).
- Started and posted one PBU and one QBH in the 45-3 win at Pitt (10/24).
- Started and marked one tackle in the 31-13 win at Georgia Tech (10/31).
- Started and posted four tackles and 1.0 TFL (-1 yard) and two PBU in the 47-40 2OT win over then-No. 1 Clemson (11/7).
- Started and recorded two tackles in the 45-31 win at Boston College (11/14).
- Started in the 31-17 win at No. 19 North Carolina (11/27).
- Started and posted a tackle in the 41-25 regular season finale win over Syracuse (12/5).
- Saw action in the ACC Championship game (12/19).
- Posted a tackle in the CFP Semifinal at the Rose Bowl Game (1/1/21).

SOPHOMORE SEASON (2019)

- Saw action in 10 games on the year, making nine tackles with 1.5 sacks.
- Had four tackles and 1.5 sacks in win over Bowling Green.
- Recorded four tackles against Navy.

FRESHMAN SEASON (2018)

- Played in nine games with four total tackles (one for loss) and a pass break-up.



50 ROCCO SPINDLER

OL • 6' 4 5/8", 300 lbs • Freshman/Freshman
Clarkston, MI (Clarkston)

PREP AND PERSONAL

- Four-star recruit by 247Sports, ESPN and Rivals.
- No. 64 player nationally, No. 1 offensive guard nationally, No. 6 player regionally

and No. 3 player from Michigan by ESPN.com (86 Scout Grade).

- No. 67 player nationally, No. 4 offensive guard nationally and No. 2 player from Michigan by Rivals (5.9 Rivals rank).
- No. 92 player nationally, No. 5 offensive guard nationally and No. 4 player from Michigan by 247Sports.com.
- Was invited to play in the 2021 Under Armour All-America Game in Orlando before it was canceled.
- Participated in the UAFuture50 Camp in January of 2020.
- 2020 Under Armour All-American.
- 2018 MaxPreps First Team Sophomore All-American.
- Clarkson won the Division 1 Michigan State Championship his freshman year and was the state runner-up during his sophomore season.
- Played for coach Kurt Richardson at Clarkson.
- Son of Rochelle and Marc Spindler.
- Father, Marc, was the top high school recruit in 1986 and went on to play at Pittsburgh.
- Was drafted in the third round of the 1990 NFL Draft by the Detroit Lions and played nine years in the NFL between the Lions and Jets.
- Has three siblings; Isabella, Gabriella & Dominique.
- Sister, Gabriella, attended West Point and became a captain in the Army.
- Sister, Dominique, is a fashion model in New York City.
- Sister, Isabella, plays tennis at Cleveland State.
- Intends to major in business.



21 LORENZO STYLES JR.

WR • 6' 1 1/8", 195 lbs • Freshman/Freshman
Pickerington, OH (Pickerington Central)

PREP AND PERSONAL

- Four-star recruit by 247Sports, ESPN and Rivals.
- No. 51 player nationally, No. 6 wide receiver nationally and No. 2 player from Ohio by Rivals (6.0 Rivals rank).
- No. 129 player nationally, No. 17 wide receiver nationally and No. 5 player from Ohio by 247Sports.com.
- No. 248 player nationally, No. 21 player regionally, No. 48 wide receiver nationally and No. 7 player from Ohio by ESPN.com (82 Scout Grade).
- Guided Pickerington Central to a 14-1 record and scored the game-winning touchdown in the Ohio State Championship game in 2019.
- Helped Pickerington Central back to the state championship game during his senior season.
- Named Co-Offensive Player of the Year and First Team All-State honors by the Ohio Prep Sportswriters Association following his senior year.
- Was named 2020 MaxPreps First Team All-State, Ohio Capital Conference-Buckeye Player of the Year, First Team Ohio Capital Conference-Buckeye, Ohio All-Central District Division I Offensive Player of the Year and First Team Ohio All-Central District Division I.
- Tallied a total of nine touchdowns in his senior season; three rushing, two receiving, three punt return and one kickoff return.
- Played for coach Jay Sherett at Pickerington Central.
- Son of Laverna and Lorenzo Styles Sr.
- Father, Lorenzo Sr., played college football at Ohio State, and was a third round draft pick in the 1995 NFL Draft.
- Lorenzo played six seasons in the NFL between the Atlanta Falcons and St. Louis Rams, and was a member of the Rams team that won Super Bowl XXXIV.

- Has three siblings; Sydney, Alex and Tonia .
- Intends to major in finance.



95 MYRON TAGOVAILOA-AMOSA

DL • 6' 2 1/2", 268 lbs • Graduate Student/Senior
Ewa Beach, HI (Kapole)

TAGOVAILOA-AMOSA'S CAREER HIGHS

Tackles: 4 (2x), MR vs. Duke (2020)
Tackles-for-Loss: 1.0 (8x), MR vs. Syracuse (2020)
Sacks: 1.0 (2x), MR vs. Syracuse (2020)
Forced Fumbles: 1, vs. Syracuse (2020)
Fumble Recoveries: 1 (3x), MR vs. Syracuse (2020)

TAGOVAILOA-AMOSA'S CAREER STATISTICS

TACKLES	g	ua	a	total	tfl	pd	ff	fr	blk	qbh
2017	13	7	5	12	1.5-6	0	0	0	0	0
2018	2	0	2	2	0.5-1	0	0	0	0	0
2019	12	13	9	22	2.5-5	1	0	1	0	6
2020	11	11	6	17	6.0-21	0	1	2	0	2
TOTAL	38	31	22	53	10.5-33	1	1	3	0	8

SACKS	g	ua	a	total	yards
2017	13	0	0	0.0	0
2018	2	0	0	0.0	0
2019	12	0	1	0.5	1
2020	11	2	1	2.5	10
TOTAL	38	2	2	3.0	11

HONORS & AWARDS

- All-ACC Second Team (2020)
- Phil Steele Preseason All-Independent First Team (2020)
- Piesman Trophy Finalist (2019)

SENIOR SEASON (2020)

- Started and posted four tackles (three solo), including a TFL (-3 yards), in the season-opening win vs. Duke (9/12).
- Started and posted one tackle (1.0 TFL, loss of one yard) in the 52-0 win vs. South Florida (9/19).
- Did not participate vs. Florida State (10/10).
- Saw action in the 12-7 win vs. Louisville (10/17).
- Started and tallied three tackles (two solo) and 1.0 sack (loss of six yards) in the 45-3 win at Pitt (10/24).
- Started and totaled two solo tackles in the 31-13 win at Georgia Tech (10/31).
- Started and posted a QBH in the 47-40 20T win over then-No. 1 Clemson (11/7).
- Started in the 45-31 win at Boston College (11/14).
- Started and posted three tackles and 0.5 sack, as well as a QBH, in the 31-17 win at No. 19 North Carolina (11/27).
- Started and collected 1.0 sack, one forced fumble, one fumble recovery and three solo tackles in the 41-25 regular season finale win over Syracuse (12/5).
- Tagovailoa-Amosa forced his first-career fumble vs. Syracuse on a strip sack, which immediately led to an Irish touchdown on the next play.
- Started and posted one tackle in the ACC Championship game (12/19).
- Saw action in the CFP Semifinal at the Rose Bowl Game (1/1/21).

JUNIOR SEASON (2019)

- Played and started in 12 of 13 games on the year, missing the Stanford game due to injury.
- Finished the season with 22 total tackles, 2.5 tackles for loss, six QB hurries and a fumble recovery.
- Recovered a fumble against Virginia, returning it 48 yards to the UVA seven-yard line, setting up an Irish field goal.
- Named a finalist for the Piseman Trophy for return against Cavaliers.
- Recorded four tackles at Georgia.
- Assisted on a sack in win over Southern Cal.

SOPHOMORE SEASON (2018)

- Played in two games and recorded two tackles after missing the majority of the season with a broken foot.

FRESHMAN SEASON (2017)

- Appeared in all 13 games.
- Registered 12 tackles, including seven solo stops and 1.5 tackles for loss.
- Recorded three tackles against both Temple (Sept. 2) and Navy (Nov. 18).
- Collected a tackle for loss against Temple (Sept. 2) and half tackle for loss against Georgia (Sept. 9).



85 GEORGE TAKACS

TE • 6' 6", 247 lbs • Senior/Junior
Naples, FL (Gulf Coast)

TAKACS' CAREER HIGHS

Receptions: 1 (4x), MR at North Carolina (2020)
Receiving Yards: 13, at North Carolina (2020)
Long Reception: 13, at North Carolina (2020)
Receiving TDs: 1, at Duke (2019)

TAKACS' CAREER STATISTICS

RECEIVING	g	rec	yards	td	long	rec/g	avg/c	avg/g
2019	6	2	12	1	10	0.3	6.0	2.0
2020	10	3	30	0	13	0.3	10.0	3.0
TOTAL	16	5	42	1	13	0.3	8.4	2.6

JUNIOR SEASON (2020)

- Saw action in the season-opening win vs. Duke (9/12).
- Saw action in the 52-0 win vs. South Florida (9/19).
- Participated in the win vs. Florida State (10/10).
- Recorded one reception for seven yards in the 45-3 win at Pitt (10/24).
- Saw action in the 31-13 win at Georgia Tech (10/31).
- Saw action in the 47-40 20T win over then-No. 1 Clemson (11/7).
- Saw action in the 45-31 win at Boston College (11/14).
- Caught one pass for 13 yards in the 31-17 win at No. 19 North Carolina (11/27).
- Played in the 41-25 regular season finale win over Syracuse (12/5).
- Posted one reception for 10 yards in the CFP Semifinal at the Rose Bowl Game

(1/1/21).

SOPHOMORE SEASON (2019)

- Saw action in six games on the year, making collegiate debut against New Mexico
- Caught a pair of passes for 12 yards and a TD
- Scored first career TD at Duke on a two-yard reception

FRESHMAN SEASON (2018)

- Did not see any game action during the season
- Helped the Notre Dame offensive scout team during game preparation




83 JAYDEN THOMAS

WR • 6' 1", 215 lbs • Freshman/Freshman
Paulding County, GA (Pace Academy)

PREP AND PERSONAL

- Four-star recruit by Rivals and ESPN.
- Three-star recruit by 247Sports.com.
- No. 221 player nationally, No. 94 player regionally, No. 43 wide receiver nationally and No. 23 player from Georgia by ESPN.com (83 Scout Grade).
- No. 47 wide receiver and No. 23 player from Georgia by Rivals (5.8 Rivals rank).
- No. 106 wide receiver nationally and No. 47 player from Georgia by 247Sports.com.
- Hauled in 25 receptions for 399 yards and five touchdowns during his senior season.
- Played for coach Chris Slade at Pace Academy.
- High School coach, Slade, played linebacker in the NFL for nine seasons between the New England Patriots and Carolina Panthers.
- Also played baseball at Pace.
- Son of April and Randy Thomas.
- Grandfather, Phillip Rodgers, was the first African-American quarterback at Virginia Tech.
- Has two siblings; Kaysen and Holden.



43 MARCUS THORNE

CB • 6' 0 7/8", 205 lbs • Senior/Junior
Lake Forest, IL (Lake Forest)

JUNIOR SEASON (2020)

- Did not see the field during junior season.

SOPHOMORE SEASON (2019)

- Did not see the field during sophomore season.

FRESHMAN SEASON (2018)

- Did not see the field during freshman season.
- Helped the Notre Dame defense scout team during game preparation.



18 CHANCE TUCKER

CB • 5' 11 3/4", 183 lbs • Freshman/Freshman
Encino, CA (Crespi Carmelite)

PREP AND PERSONAL

- Three-star recruit by 247Sports, ESPN and Rivals.
- No. 38 cornerback nationally and No. 29 player from California by Rivals (5.7 Rivals rank).
- No. 52 cornerback nationally and No. 58 player from California by 247Sports.com.
- No. 111 player regionally, No. 56 cornerback nationally and No. 68 player from California by ESPN.com (77 Scout Grade).
- Tallied 58 tackles, three interceptions (one pick-six), 10 pass breakups and one blocked kick as a junior in 2019. Also hauled in 13 receptions for 176 yards and two touchdowns.
- Picked up Second Team All-Angelus League honors after the 2019 season.
- Played for coach Dameon Porter at Crespi Carmelite.
- Went to the same high school as current Irish wide receiver Matt Salerno.
- Also ran track at Crespi Carmelite and qualified for states in the 200m and 400m.
- Son of Karen and Byron Tucker.



25 CHRIS TYREE

RB • 5' 9 1/2", 190 lbs • Sophomore/Sophomore
Chester, VA (Thomas Dale)

TYREE'S CAREER HIGHS

Rushes: 17, at Boston College (2020)
Rushing Yards: 109, vs. Syracuse (2020)
Longest Rush: 94, vs. Syracuse (2020)
Rushing TDs: 1 (4x), MR vs. Clemson (ACCCG) (2020)
Receptions: 2, vs. Louisville (2020)
Receiving Yards: 15, vs. Louisville (2020)
Long Reception: 12, vs. Louisville (2020)
Receiving TDs: N/A
Kickoff Returns: 4 (2x), MR at Boston College (2020)
Kickoff Return Yards: 90, vs. Duke (2020)
Kickoff Return TDs: N/A

TYREE'S CAREER STATISTICS

RUSHING	g	att	yards	td	long	avg/c	avg/g
2020	12	73	496	4	94	6.8	41.3
TOTAL	12	73	496	4	94	6.8	41.3

TOTAL OFFENSE	g	rush	pass	total	avg/g
2020	12	496	0	496	41.3
TOTAL	12	496	0	496	41.3

RECEIVING	g	rec	yards	td	long	rec/g	avg/c	avg/g
2020	12	8	65	0	27	0.7	8.1	5.4
TOTAL	12	8	65	0	27	0.7	8.1	5.4

SCORING	g	td	rush	rcv	ret	pat	2pat	fg	total	avg/g
2020	12	4	4	0	0	0	0	0	24	2.0
TOTAL	12	4	4	0	0	0	0	0	24	2.0

KICK RETURNS	g	no.	yards	td	long	avg/r	avg/g
2020	12	22	456	0	38	20.7	38.0
TOTAL	12	22	456	0	38	20.7	38.0

FRESHMAN SEASON (2020)

- In his first game action for the Irish against Duke (9/12), rushed six times for 20 yards, also serving as the kick returner for Notre Dame in the season-opening win vs. Duke (9/12).
- Tallied eight rushes for 65 yards (31-yard long) and his first-career touchdown in the 52-0 win vs. South Florida (9/19).
- Posted 11 carries for 103 yards (45-yard long), one TD, two KOR (54 yards), totaling 157 all-purpose yards, in the win vs. Florida State (10/10).
- Seven carries for 32 yards and two receptions for 15 yards in the 12-7 win vs. Louisville (10/17).
- Rushed three times and brought back a kickoff for 17 yards in the 45-3 win at Pitt (10/24).
- Rushed five times for 47 yards in the 31-13 win at Georgia Tech (10/31).
- Rushed twice in the 47-40 2OT win over then-No. 1 Clemson (11/7).
- Totaled 17 rushes for 74 yards and four kickoff returns for 84 yards in the 45-31 win at Boston College (11/14).
- Recorded two rushes for 16 yards, in addition to an 18-yard kickoff return, in the 31-17 win at No. 19 North Carolina (11/27).
- Posted six rushes for 109 yards and a touchdown, including a 94-yard TD, three kickoff returns for 73 yards and one reception for 6 yards in the 41-25 regular season finale win over Syracuse (12/5).
- Totaled one rush for 21 yards and a touchdown, adding on a seven-yard reception and two kickoff returns for 37 yards, in the ACC Championship game (12/19).
- Compiled five rushes for 16 yards and four receptions for 37 yards, in addition to an 8-yard kickoff return, in the CFP Semifinal at the Rose Bowl Game (1/1/21).



30 CHRIS VELOTTA

S • 5' 8 7/8", 195 lbs • Junior/Sophomore
Cleveland, OH (St. Ignatius)

VELOTTA'S CAREER STATISTICS

PARTICIPATION	g
2020	1 No other statistics
TOTAL	1 No other statistics

SOPHOMORE SEASON (2020)

- Saw action in the 52-0 win vs. South Florida (9/19).

FRESHMAN SEASON (2019)

- Did not see the field during 2019 season



65 MICHAEL VINSON

LS • 6' 2", 230 lbs • Senior/Junior
Winnetka, IL (New Trier)

VINSON'S CAREER STATISTICS

TACKLES	g	ua	a	total	tfl	pd	ff	fr	blk	qbh
2018	0	0	0	0	0.0-0	0	0	0	0	0
2019	2	0	0	0	0.0-0	0	0	0	0	0
2020	12	0	1	1	0.0-0	0	0	0	0	0
TOTAL	14	0	1	1	0.0-0	0	0	0	0	0

HONORS & AWARDS

- Burlsworth Trophy Nominee

JUNIOR SEASON (2020)

- Saw action as the first-string long snapper in each game this season thus far (Duke, USF, Florida State, Louisville, Pitt, Georgia Tech, No. 1 Clemson, Boston College, No. 19 North Carolina, Syracuse, ACC Championship and CFP Semifinal at the Rose Bowl Game).

SOPHOMORE SEASON (2019)

- Made collegiate debut against New Mexico, while also seeing action against Bowling Green.

FRESHMAN SEASON (2018)

- Did not see any game action during the season.
- Helped the Notre Dame special teams scout team during game preparation.
- Did not see the field during 2019 season'.



16 KJ WALLACE

S • 5' 10 1/4", 185 lbs • Junior/Sophomore
Atlanta, GA (The Lovett School)

WALLACE'S CAREER HIGHS

Tackles: 3, vs. USF (2020)
Tackles-for-Loss: 1.0, vs. USF (2020)
Sacks: N/A
Forced Fumbles: N/A
Fumble Recoveries: N/A

WALLACE'S CAREER STATISTICS

TACKLES	g	ua	a	total	tfl	pd	ff	fr	blk	qbh
2019	4	0	1	1	0.0-0	0	0	0	0	0
2020	4	2	1	3	1.0-4	0	0	0	0	0
TOTAL	8	2	2	4	1.0-4	0	0	0	0	0

SOPHOMORE SEASON (2020)

- Posted three tackles (two solo), including 1.0 TFL, in the 52-0 win vs. South Florida (9/19).
- Saw action in the 45-3 win at Pitt (10/24).
- Saw action in the 31-13 win at Georgia Tech (10/31).
- Saw action in the 31-17 win at No. 19 North Carolina (11/27).

FRESHMAN SEASON (2019)

- Played in four games on the year (Louisville, New Mexico, Bowling Green & Virginia Tech).
- Recorded one tackle in the home opener against New Mexico.



20 JUSTIN WALTERS

S • 6' 0 5/8", 188 lbs • Freshman/Freshman
Bolingbrook, IL (Bolingbrook)

PREP AND PERSONAL

- Three-star recruit by 247Sports, ESPN and Rivals.
- No. 36 safety nationally and No. 8 player from Illinois by Rivals (5.7 Rivals rank).
- No. 82 player regionally, No. 51 safety nationally and No. 17 player from Illinois by ESPN.com (77 Scout Grade).
- No. 56 safety nationally and No. 16 player from Illinois by 247Sports.com.
- Helped Bolingbrook reach the Class 8A state quarterfinals during his junior year in 2019.
- Played for coach John Ivlow at Bolingbrook.
- Also played basketball and baseball at Bolingbrook.
- Son of Nicole and Horace Walters.
- Has three siblings; Brandon, Kayla and Damon.
- Brother, Brandon, is a running back at Army-West Point.
- Sister, Kayla, runs track at Miami (OH).
- Intends to major in business.



82 XAVIER WATTS

WR • 5' 11 3/4", 195 lbs • Sophomore/Freshman
Omaha, NE (Harry A. Burke)

WATTS' CAREER STATISTICS

PARTICIPATION	g
2020	2 No other statistics
TOTAL	2 No other statistics

FRESHMAN SEASON (2020)

- Saw action in the 52-0 win vs. South Florida (9/19).
- Participated in the win vs. Florida State (10/10).



40 DREW WHITE

LB • 6' 0 1/4", 228 lbs • Graduate Student/Senior
Boca Raton, FL (St. Thomas Aquinas)

WHITE'S CAREER HIGHS

Tackles: 11, vs. Michigan (2019)
Tackle-for-Loss: 2.0 (3x), MR at North Carolina (2020)
Sacks: 1.0 (3x), MR vs. Clemson (ACCCG) (2020)
Forced Fumbles: N/A
Fumble Recoveries: 1 (2x), MR vs. Boston College (2019)

WHITE'S CAREER STATISTICS

TACKLES	g	ua	a	total	tfl	pd	ff	fr	blk	qbh
2018	4	2	6	8	0.0-0	0	0	0	0	0
2019	13	48	32	80	8.0-17	1	0	2	0	2
2020	12	30	27	57	9.0-27	2	0	0	0	2
TOTAL	29	80	65	145	17.0-44	3	0	2	0	4

SACKS	g	ua	a	total	yards
2018	4	0	0	0.0	0
2019	13	2	0	2.0	3
2020	12	1	1	1.5	9
TOTAL	29	3	1	3.5	12

HONORS & AWARDS

- All-ACC Academic Team (2020)
- Gameball recipient: North Carolina (11/27/20)
- Nagurski Trophy Watch List (2020)
- Pro Football Focus Preseason All-ACC Third Team (2020)
- Phil Steele Preseason All-Independent First Team (2020)

SENIOR SEASON (2020)

- Started and posted five tackles, the third-most on the team, as well as two pass breakups in the season-opening win vs. Duke (9/12).
- Started and tallied five tackles (four solo), the second-most on the team, with 0.5 TFL and a QB hurry in the 52-0 win vs. South Florida (9/19).
- Started and marked three tackles (two solo) in the win vs. Florida State (10/10).
- Started and posted three tackles and a 1.0 TFL (-3) in the 12-7 win vs. Louisville

(10/17).

- Started and totaled two tackles and 0.5 sack (-3 yards) in the 45-3 win at Pitt (10/24).
- Started and marked four tackles and 1.0 TFL (loss of one yard) in the 31-13 win at Georgia Tech (10/31).
- Started and tied for the team lead in tackles (nine), added 1.0 TFL (-1) and a pass breakup in the 47-40 2OT win over then-No. 1 Clemson (11/7).
- Started and posted seven tackles and 0.5 TFL (-1 yards) in the 45-31 win at Boston College (11/14).
- Started and posted five tackles, 2.0 TFL (-8 yards), 0.5 sacks (-4 yards) and one pass breakup in the 31-17 win at No. 19 North Carolina (11/27).
- Started and posted 1.5 TFL (loss of seven yards), totaling three tackles, in the 41-25 regular season finale win over Syracuse (12/5).
- Started and posted 1.0 sack, totaling two tackles, in the ACC Championship game (12/19).
- Started and tied for the team lead with nine tackles in the CFP Semifinal at the Rose Bowl Game (1/1/21).

JUNIOR SEASON (2019)


- Saw action in all 13 games on the season, while starting 12 contests.
- Tied for the team lead with 80 total tackles, adding 8.0 tackles for loss, 2.0 sacks, two QB hurries and two fumble recoveries.
- Had a sack and 2.0 tackles for loss in season-opening win at Louisville.
- Made seven tackles and a TFL in win over Virginia.
- Recovered a fumble while making 10 tackles against Navy.
- Posted a second-straight game with a fumble recovery against Boston College, adding seven tackles.
- Made 11 tackles in the effort at Michigan, the most by an Irish player in a game on the season.

SOPHOMORE SEASON (2018)

- Played in four games, totaling eight tackles.

FRESHMAN SEASON (2017)

- One of 10 scholarship freshmen who spent the season on scout team and did not see the field.
- Joined David Adams, Jafar Armstrong, Aaron Banks, Avery Davis, Darnell Ewell, Dillan Gibbons, Josh Lugg, Jeremiah Owusu-Koramoah and Kofi Wardlow as rookies who helped the Irish on their scout teams.



62 BRENNAN WICKS

OL • 6' 5", 310 lbs • Sophomore/Freshman
Forestville, MD (Bishop McNamara)

FRESHMAN SEASON (2020)

- Did not see the field during freshman season.



5 JOE WILKINS JR.

WR • 6' 1 1/2", 195 lbs • Senior/Junior
North Fort Myers, FL (North Fort Myers)

WILKINS JR'S CAREER HIGHS

Receptions: 4, vs. Duke (2020)
Receiving Yards: 39, vs. Duke (2020)
Long Reception: 15, vs. Duke (2020)
Receiving TDs: 1, at Georgia Tech (2020)

WILKINS JR'S CAREER STATISTICS

RECEIVING	g	rec	yards	td	long	rec/g	avg/c	avg/g
2018	2	0	0	0	0	0.0	0.0	0.0
2019	5	0	0	0	0	0.0	0.0	0.0
2020	10	7	63	1	15	0.7	9.0	6.3
TOTAL	17	7	63	1	15	0.4	9.0	3.7

JUNIOR SEASON (2020)

- Led the Irish WR group in catches (4) and receiving yards (44) in the season-opening win vs. Duke (9/12).
- Saw action in the 52-0 win vs. South Florida (9/19), vs. Florida State (10/10), vs. Louisville (10/17) and at Pitt (10/24).
- Caught his first-career touchdown pass (eight yards) in the 31-13 win at Georgia Tech (10/31).
- Saw action in the 47-40 2OT win over then-No. 1 Clemson (11/7).
- Saw action in the 45-31 win at Boston College (11/14).
- Caught two passes for 16 yards in the 31-17 win at No. 19 North Carolina (11/27).
- Played in the 41-25 regular season finale win over Syracuse (12/5).
- Saw action in the CFP Semifinal at the Rose Bowl Game (1/1/21).

SOPHOMORE SEASON (2019)

- Saw the field in six games on the season.
- Returned a pair of punts.

FRESHMAN SEASON (2018)

- Appeared in two games on the year.



23 KYREN WILLIAMS

RB • 5' 9", 199 lbs • Junior/Sophomore
St. Louis, MO (St. John Vianney)

WILLIAMS' CAREER HIGHS

Rushes: 25, vs. Louisville (2020)
Rushing Yards: 185, vs. Florida State (2020)
Longest Rush: 65, vs. Florida State (2020)
Rushing TDs: 3, vs. Clemson (2020)
Receptions: 4 (2x), MR at North Carolina (2020)
Receiving Yards: 93, vs. Duke (2020)
Long Reception: 75, vs. Duke (2020)
Receiving TDs: 1, at North Carolina (2020)

WILLIAMS' CAREER STATISTICS

RUSHING	g	att	yards	td	long	avg/c	avg/g
2019	4	4	26	0	14	6.5	6.5
2020	12	211	1125	13	65	5.3	93.8
TOTAL	16	215	1151	13	65	5.4	71.9

TOTAL OFFENSE	g	rush	pass	total	avg/g
2019	4	26	0	26	6.5
2020	12	1125	0	1125	93.8
TOTAL	16	1151	0	1151	71.9

RECEIVING	g	rec	yards	td	long	rec/g	avg/c	avg/g
2019	4	1	3	0	3	0.2	3.0	0.8
2020	12	35	313	1	75	2.9	8.9	26.1
TOTAL	16	36	316	1	75	2.2	8.8	19.8

HONORS & AWARDS

2020

- FWA Freshman of the Year Finalist
- FWA Freshman All-America
- The Athletic Freshman All-America First Team
- Sporting News All-America Second Team
- Phil Steele All-America Third Team
- All-ACC Second Team RB
- All-ACC Honorable Mention (All-purpose)
- Associated Press Second Team All-ACC
- Phil Steele Second Team All-ACC
- ACC Rookie of the Year
- ACC Offensive Rookie of the Year
- Doak Walker Award Semifinalist
- FWA Freshman of the Year Semifinalist
- ACC Running Back of the Week vs. Syracuse (12/5)
- FWA Freshman All-American Watch List
- FWA "Fresh Four" of the Week at North Carolina (11/27)
- ACC Running Back of the Week at North Carolina (11/27)
- ACC Running Back of the Week vs. Clemson (11/7)
- CFPA National Performer of the Year November Watch List
- ACC Running Back of the Week (Duke)
- Gameball recipient: Duke (9/12)
- ACC Rookie of the Week (Louisville)

SOPHOMORE SEASON (2020)

- In his first-career start, marked 112 rushing yards on 19 carries (5.9 avg.) and 2 TDs, as well as two receptions for 93 yards (75 long) with 91 YAC, in the season-opening win vs. Duke (9/12)
- Eclipsed the 100-yard rushing plateau for the first time in his career and was the first Notre Dame player since at least 1996 to reach the 90-yard mark in both rushing yards (112) and receiving yards (93) in a single game
- Started and rushed 10 times for 62 yards, adding two receptions for 10 yards, in the 52-0 win vs. South Florida (9/19).
- Started and had 19 carries for 185 yards and two TDs, as well as two receptions for 11 yards, totaling 196 all-purpose yards in the win vs. Florida State (10/10).
- Earned ACC Rookie of the Week honors for the third time this season after plowing for 127 rushing yards in a 12-7 win over Louisville (10/17).
- Rushed 17 times for 38 yards and a touchdown, catching three passes for 37 yards, in the 45-3 win at Pitt (10/24).
- Rushed 15 times for 76 yards and two touchdowns in the 31-13 win at Georgia Tech (10/31).
- Named ACC Running Back of the Week for his performance in the 47-40 20T win over then-No. 1 Clemson (11/7) after posting 23 rushes for 140 yards and three touchdowns, marking his first three-touchdown game.
- Posted nine rushes for 37 yards and four receptions for 37 yards in the 45-31 win at Boston College (11/14).
- Named ACC Running Back of the Week with 23 rushes for 124 yards and two touchdowns, four receptions for 20 yards and a touchdown, 144 all-purpose yards and three total touchdowns in the 31-17 win at No. 19 North Carolina (11/27).
- Named ACC Running Back of the Week for his performance in the 41-25 regular season finale win over Syracuse (12/5), in which he totaled 20 rushes for 110 yards, eclipsing the 1,000-yard rushing mark for the season, and three receptions for 33 yards.
- The last time an Irish player reached 1,000 rushing yards in a single season was Josh Adams in 2017.
- Started and totaled 15 rushes for 50 yards, adding three receptions for 14 yards, in the ACC Championship game (12/19).
- Started in the College Football Playoff Semifinal (1/1/21) and marked his 13th rushing score of the season, the most by an Irish running back since Autry Denson's 15 in 1998.
- In total against Alabama, he finished the day with 16 rushes for 64 yards and a touchdown, and eight catches for 31 yards.

FRESHMAN SEASON (2019)

- Saw action during the first four games of the season -- Louisville, New Mexico, Georgia and Virginia.
- Rushed four times for 26 yards and caught one pass for three yards.
- Returned a pair of kickoffs, totaling 35 yards.





BRIAN KELLY

39th Year Coaching, 31st Year as a Head Coach,
12th Year At Notre Dame

NOTABLE HONORS

- 2018 Home Depot National Coach of the Year
- 2018 Stallings National Coach of the Year
- 2018 Bobby Dodd National Coach of the Year
- 2018 AP National National Coach of the Year
- 2012 AP National Coach of the Year
- 2012 Walter Camp National Coach of the Year
- 2012 Sporting News National Coach of the Year
- 2012 Home Depot National Coach of the Year
- 2012 Liberty Mutual National Coach of the Year
- 2012 AFCA National Coach of the Year
- 2009 Home Depot National Coach of the Year

Entering his 31st season as a collegiate head coach in 2020 and 12th year at the University of Notre Dame, Dick Corbett Head Football Coach Brian Kelly brings a championship tradition as the school's 29th head football coach.

Kelly is the winningest active coach in NCAA Football (all divisions)*. He is the only coach to win The Home Depot Coach of the Year Award (2009, 2012 and 2018) on more than one occasion. Kelly is the second-winningest coach in school history*.

His .739 winning percentage trails only Nick Saban among active FBS coaches with at least 15 years of head coaching experience*.

KELLY'S HEAD COACHING RESUME

- Twenty-third college coach to reach 200 career victories with at least five years of service or 50 victories at a school that was classified as a major college at the time
- Second-youngest and fifth-fastest coach to ever reach 200 career victories with at least five years of service or 50 victories at a school that was classified as a major college at the time
- With 10-plus wins in 2012*, 2015, 2017, 2018, 2019 and 2020, Kelly is the only Notre Dame coaches to hit the double-digit mark in wins six times
- With 10-win seasons in five of the last six years, Kelly is the first Irish coach have five seasons of double-digit wins in a six-year stretch since Lou Holtz from 1988-93
- Kelly is 30-26 (.536)* in his career against Associated Press Top 25 teams, which ranks eighth among active FBS coach with at least 25 such games
- Ranks first among active FBS coaches with 273 wins*, as well as seventh among active FBS coaches with at least 10 years of head coaching experience in winning percentage (.739)*
- Swept just about every possible coach of the year award in 2012 — Home Depot, Associated Press, Walter Camp Football Foundation, Sporting News, Liberty Mutual and American Football Coaches Association
- Continued focus on academics as Notre Dame won the 2014 American Football Coaches Association Academic Achievement Award with a 100 percent graduation rate for the freshman football student-athlete class of 2007
- Fourteen of Kelly's last 15 teams have finished the year with a winning record
- Every team of Kelly's head coaching tenure, except for his first Central Michigan team that went 4-7 in 2004 and Notre Dame in 2016 (4-8), has finished at .500 or better (28 out of 30 years)
- Kelly is one of five active FBS coaches who have guided their respective schools to multiple undefeated regular seasons since 2009
- Three seasons at Cincinnati from 2007-09, including a 34-6 record (.850) and two straight outright BIG EAST Conference title teams that earned BCS appearances in 2008 (FedEx Orange Bowl) and 2009 (Allstate Sugar Bowl)
- Three seasons at Central Michigan University from 2004-06, including a 19-16 overall

record (.542) featuring a 9-4 mark and Mid-American Conference title in 2006

- Thirteen seasons at Grand Valley State University from 1991-2003, including a 118-35-2 record (.767) highlighted by NCAA Division II national championships in 2002 (14-0) and 2003 (14-1)
- An overall record of 273-96-2 (.739)* in those 30 seasons as a head coach
- A record of 17-10 (.630)* record in postseason play as a head coach

KELLY ERA AT NOTRE DAME

With 10 wins in six different seasons at Notre Dame (2012*, 2015, 2017-20), Kelly has more 10-plus wins than any other head coach in Notre Dame's storied history. With 102 wins during his Notre Dame tenure, Kelly enters his 12th season at the helm of the program just three wins shy of tying Knute Rockne as the all-time winningest coach in program history.

Despite all of the unusual circumstances 2020 presented, Kelly stayed true to his winning ways in leading the Irish to their 14th unbeaten, untied regular season in school history and their second College Football Playoff appearance in the last three seasons.

Competing as a member of the Atlantic Coast Conference in 2020, the only time in school history Notre Dame has played in a conference, the Irish knocked off then top-ranked Clemson on their way to the conference title game.

Kelly is the first, and likely the last, coach in Notre Dame history to earn conference honors as he was named the 2020 ACC Coach of the Year by both the league office and the Associated Press. Additionally, linebacker Jeremiah Owusu-Koramoah was named the ACC Defensive Player of the Year and running back Kyren Williams was tabbed the ACC Offensive Rookie of the Year and ACC Rookie of the Year.

Owusu-Koramoah took home the 2020 Butkus Award and earned unanimous All-America honors, while offensive linemen Aaron Banks and Liam Eichenberg were each tabbed consensus All-Americans.

Following the successful 2020 season, nine Irish were selected in the 2021 NFL Draft, the most during the Kelly era, giving the program the most all-time NFL Draft Picks with 520.

Notre Dame posted double-digit wins in five-of-six seasons for the first time since 1988-93. The 2020 season marked the 15th time in school history the Irish have won 10 or more games during the regular season (also 10-1 in 1921, 10-0 in 1930, 10-0 in 1949, 10-0 in 1973, 10-1 in 1977, 11-0 in 1988, 11-1 in 1989, 10-1 in 1993, 10-2 in 2002, 10-2 in 2006, 12-0* in 2012, 10-3 in 2015, 12-0 in 2018, 11-2 in 2019 and 10-2 in 2020).

With a 43-8 mark over the past three seasons, only three Power 5 programs have recorded fewer losses than Notre Dame during that stretch (Clemson, Ohio State & Alabama).

Notre Dame went 11-2 during the 2019 campaign, finishing the year ranked No. 12 in the final Associated Press poll. The Irish closed out the season with six-straight wins, including a 33-9 victory over Iowa State in the Camping World Bowl.

Six Irish were taken in the 2020 NFL Draft, led by tight end Cole Kmet's selection by the Chicago Bears and wide receiver Chase Claypool's selected by the Pittsburgh Steelers in the second round.

The 2018 season marked Notre Dame's 13th unbeaten, untied regular season in school history and first berth into the College Football Playoff.

The Irish led the nation in FBS victories (12), ranked second in AP top-25 wins (four), ranked second in final CFP top-25 wins (three) and tied for third in Power-5 wins (10). Notre Dame's six-game win improvement in 2017 from the year prior was the largest improvement from one year to the next in school history since the Irish improved by seven victories under first-year head coach Ara Parseghian in 1964 (9-1 after going 2-7 in 1963).

Notre Dame defeated four teams last year that finished the season ranked in the Associated Press Top 25 — a feat unsurpassed by another team in college football. The four victories over teams that finished the season ranked in the Associated Press Top 25 were the most by an Irish squad since 1990 — when Notre Dame registered five.

Among the 26 FBS teams that finished the 2017 season with at least 10 wins, Notre

Dame played four different Power 5 teams with 10 or more wins (second-most in the nation) and defeated two different Power 5 teams with 10 or more wins (fourth-most in the nation). In fact, among the 36 FBS teams that finished the season with at least nine wins in 2017, Notre Dame played seven different nine or more win teams (the most) and defeated four different nine or more win teams (fourth-most).

The Irish used a dominant running game led by the All-American tandem of guard Quenton Nelson and tackle Mike McGlinchey.

McGlinchey and Quenton Nelson were the 17th set of FBS teammates in the same position group to be named consensus All-Americans in the same season since the adoption of two-platoon football (1964). They were the first FBS teammates in the same position group to be named consensus All-Americans in the same season since Barrett Jones (C) and Chance Warmack (OG) of Alabama in 2012.

Nelson was the 34th unanimous All-American in Notre Dame history, the first since Manti Te'o in 2012, and first offensive lineman to earn such an honor since OT Aaron Taylor in 1993.

McGlinchey and Nelson were the first pair of Notre Dame offensive linemen to garner first-team honors in the same season by the Associated Press since 1931.

The duo spearheaded an offensive line that paved the way for the third-best FBS rushing attack in yards/carry (6.3), seventh-best in rushing offense (269.3 rush yards/game), eighth-best in total rushing yards (3,503) and 15th-best in rushing touchdowns (35). The 3,503 rush yards and 6.3 yards/carry were both single-season school records. They also helped Notre Dame's offensive line capture the Joe Moore Award. Presented by the Foundation for Teamwork, the award is given annually to the "toughest, most physical offensive line in the country."

Notre Dame rushed for over 300 yards seven times in 2017 (the Irish eclipsed 300 yards rushing seven times over the previous 17 years combined). The Irish had seven different players that registered a run of at least 30 yards, four different players that rushed for at least 100 yards in a game, 13 separate 100-yard rushing games and 22 carries that netted at least 35 yards.

Notre Dame ranked in the top three nationally in runs of at least 20 yards (3rd, 42), 30 yards (1st, 28), 40 yards (3rd, 15), 50 yards (3rd, 11), 60 yards (1st, nine) and 70 yards (2nd, four).

Josh Adams ranked among the top 20 nationally in rushing yards per game (16th at 115.5), total rushing yards (13th at 1,386) and yards per rush (17th at 7.26). He led the nation with a 5.20 yards per carry after contact (total 994).

No FBS player since 1996 other than Adams in 2017 broke a TD run of at least 70 yards in four consecutive games. He passed four players since '96 who had TD runs of 70-plus in three straight games, including Heisman trophy winner Ricky Williams.

Brandon Wimbush set the quarterback school record for single-game rushing yards (207) and single-season rushing touchdowns (14). He was the third QB in school history to eclipse both 500 rushing yards and 1,000 passing yards in the same season. He joined Tony Rice (1988 and '89) and DeShone Kizer (2015).

Notre Dame set the modern single-game record for rush yards per carry vs. Boston College on Sept. 16, 2017. The Irish averaged 10.1 yards per rush and totaled 515 yards against the Eagles. The previous record of 10.0 yards per rush had stood for 75 years.

The Boston College game was the first time in school history that the Irish had a pair of runners eclipse 200 yards rushing in the same game. Adams went for 229 yards on 18 carries, while Wimbush picked up 207 yards and ran for four scores.

Notre Dame set the single-season record for rush yards per carry in 2017. The Irish averaged 6.3 yards per rush, which not only bested the previous modern-day mark of 5.63 — set just two years ago in 2015 — but also topped the previous school record of 6.2, which was set in 1921 (96 years ago).

Notre Dame rushed for 35 touchdowns in 2017, which is the most by the Irish since 1993.

Notre Dame ranked 27th in the FBS in total offense. The Irish have not ranked higher in the FBS since 2009, when they ranked ninth.

Notre Dame ranked seventh in the FBS in rushing offense (269.3 yards per game. The

Irish have not ranked higher in the FBS since 1995 (sixth) and have not registered a higher per game average since 1996 (269.5).

Notre Dame ranked 24th in the FBS in scoring offense (34.2 points per game). The Irish have not ranked higher in the FBS since 2006 (16th) and have not registered a higher scoring average since 2005 (36.7).

With nine runs of at least 60 yards in 2017, the Irish were tied for the national lead in that category. Six of those runs came against Power 5 teams, making Notre Dame one of just four teams in FBS to have broken six runs of 60 yards or more against power conference teams this year.

The Irish also experienced a resurgence on the defensive side of the ball.

Notre Dame improved by at least 20 spots in the FBS rankings in third down conversion percentage, interceptions, rushing defense, scoring defense, passing efficiency defense, sacks, tackles for loss and turnovers gained.

The Irish were the last team in the FBS to surrender more than 20 points in a game in 2017. Notre Dame allowed 20 points or less over each of their first eight games.

The Irish allowed only four plays of 40 yards or longer in 2017 — the second-fewest of any team in the FBS. By comparison, Notre Dame yielded 12 in 2016 and 15 in 2015.

The Irish allowed only one play of 50 yards or longer in 2017 — the second-fewest of any team in the FBS. By comparison, Notre Dame yielded 10 in 2016 and nine in 2015.

The Irish ranked first or second in the FBS in fewest completions allowed of at least 30 yards (second, nine), 40 yards (first, one) and 50 yards (first, zero).

Notre Dame was the only FBS school to yield one or fewer pass plays of 40 yards or longer in 2017. By comparison, Notre Dame allowed eight completions of 40 yards or longer and seven of 50 yards or longer in 2016.

Notre Dame's defensive line combined for 16.5 sacks in 2017. The Irish defensive line in 2016 accounted for a total of 3.0 sacks (and both of the players that combined for those 3.0 sacks graduated).

Notre Dame's linebacker unit (which included Te'von Coney, Drue Tranquill, Nyles Morgan and Greer Martini) all registered at least 75 tackles — a first in school history. Despite starting just seven games in 2017, Coney led Notre Dame in tackles (116), tackles for loss (13.5) and finished second on the Irish in sacks (3.0). Coney recorded a career-best 17 tackles in the 21-17 victory over LSU in the 2018 Overton Citrus Bowl. The 17 stops were the most by any player in a bowl game last season.

Tranquill, in his first season at linebacker after converting from safety, totaled 85 tackles, 10.5 tackles for loss, 1.5 sacks, three fumble recoveries, four passes defended, one interception and one forced fumble. Morgan and Martini registered 92 and 75 stops, respectively, and Morgan collected 7.0 tackles for loss.

Julian Love became the eighth Irish player in school history to return two interceptions for touchdowns in a season. He finished second in the FBS in pass breakups (20), passes defended (23) and passes defended/gm (1.77). Love is the first FBS underclassman (freshman or sophomore) to average more than 1.77 passes defended/game since Aqib Talib, Kansas, 2006 (2.8).

The 2015 regular season did not exactly start as many within the program might have hoped. The Irish lost projected defensive front-line standout Jarron Jones and likely freshman secondary contributor Shaun Crawford in preseason camp.

Then take a look at the depth chart for the Notre Dame opener against Texas: It included starting quarterback Malik Zaire, starting running back Tarean Folston, backup running back C.J. Prosise, starting tight end Durham Smythe, rookie wide receiver Equanimeous St. Brown, starting linebacker James Onwualu, starting cornerback KeiVarae Russell, experienced safeties Drue Tranquill and Avery Sebastian, none of whom would be in uniform for the finale at Stanford.

Along the way, the Irish were forced to use 38 different players in the starting lineup, yet still won 10 games (10-3) against a schedule that featured five teams ranked in the final College Football Playoff rankings. The three losses all came against teams that were ranked in the top five of the final AP poll — vs. No. 4 Ohio State, at No. 2 Clemson and at No. 3 Stanford — and two came by two points and, for all intents and purposes, decided on the game's final play.

In 2015 Notre Dame featured one of the most explosive offenses in college football. The Irish averaged 34.2 points per game, not far off of the school record for points per game of 37.6 set in 1968 and its best average since 2005 when Notre Dame posted 36.7 points per game. Notre Dame averaged 466.4 yards of total offense per game, including three outings with over 500 yards of total offense (Texas, UMass and Stanford). The Irish have averaged more yards of total offense per game just once (2005) since setting the school record of 510.5 yards of total offense per game.

Following the season-ending injury to Zaire in just the second game, Kelly turned the offense over to sophomore quarterback DeShone Kizer. Despite having minimal playing experience, Kizer proved to be one of the better first-year signal callers in school history. He threw for 2,884 yards and 21 touchdowns (in 13 games and 11 starts). Kizer added 520 yards rushing and a then quarterback school record 10 TDs on the ground. He registered 3,404 yards of total offense. In single-season school history, Kizer ranked fourth in completion percentage (63.0), seventh in passing efficiency (150.0), seventh in TD passes, seventh in passing yards, tied for seventh in 300-yard passing games (two), eighth in completions (211), ninth in pass attempts (335) and 10th in passing yards per game (221.8).

Kizer benefited from a dominant offensive line, punishing running game and dynamic passing attack. Senior LT Ronnie Stanley became the first Irish offensive lineman to earn consensus All-America honors since Aaron Taylor in 1993. Senior RB C.J. Prosise ran for 1,032 yards and 11 touchdowns in his first year at the position. Prosise eclipsed the 1,000-yard rushing barrier faster than all but one previous player in Notre Dame history (Reggie Brooks, 1992). While Prosise and freshman Josh Adams (835 yards on 117 carries) did the damage on the ground, junior Will Fuller took advantage through the air. The All-American and Biletnikoff Award semifinalist backed up a record-setting sophomore campaign in 2014 with another incredible season in 2015. Fuller caught 62 passes for 1,258 yards and 14 TDs. His 29 TDs and 2,352 receiving yards over the 2014-15 seasons combined rank first and second, respectively, among Irish wideouts over any two-year span in school history.

Junior LB Jaylon Smith and senior DL Sheldon Day led the Irish defense with All-America caliber campaigns.

Smith, the Butkus Award recipient as well as a consensus All-American, led Notre Dame in total tackles (114), solo tackles (69), assisted tackles (45), pass breakups (five) and fumble recoveries (two). He ranked third on the team with his nine tackles for loss. Smith was the first Notre Dame player with at least 113 tackles, nine tackles for loss and five passes defended since Courtney Watson in 2003. He was one of just three players at a contract bowl eligible school in 2015 with at least 113 tackles, nine TFLs and five passes defended.

Smith turned in some of his best individual performances late in the season, recording at least 10 tackles in five of Notre Dame's last seven games, including a career-high 15 at No. 9 Stanford on Nov. 28. In that game, the Irish held Heisman Trophy finalist Christian McCaffrey to just 94 yards rushing and 113 offensive yards, both his lowest totals over the Cardinal's final 12 games of the season.

Day registered 45 tackles, 33 solo stops, 15.5 tackles for loss, four sacks, 13 quarterback hurries, four passes defended, four pass breakups and two forced fumbles. He led the Irish in tackles for loss and quarterback hurries. His 15.5 tackles for loss were the most by an Irish player since 2006. He had at least one TFL in 11 different games and recorded multiple TFLs in four games.

The Irish saw an offensive renaissance in 2014, with Notre Dame averaging 32.8 points per game, its best mark since 2005. The Irish improved by an average of over 39 yards per game from their 2013 total offense mark, running an average of 6.1 more snaps per contest. Notre Dame's 444.9 yards per game of total offense are also the highest average of Kelly's tenure.

Notre Dame scored at least 27 points a school-record 11 times in 2014. In fact, the Irish accomplished the feat in 10 of their first 11 games, which had not happened since 2005 and has never been eclipsed in school history. The Irish were particularly hot at the start of the 2014 season. Notre Dame scored at least 30 points in each of its first four games

for the first time since 1943. Meanwhile, the Irish defense allowed just 46 points over those first four games, all victories by at least 16 points. It marked the first time since 1972 that Notre Dame started a season 4-0 with each win coming by 16 points or more.

The highlight of the dominant early season run came under the lights at Notre Dame Stadium on Sept. 6, when Notre Dame shut out Michigan, 31-0. The Wolverines saw an NCAA-record streak of 365 games without being shut out snapped that night. In addition to being Michigan's first time being shut out since 1984, it was the school's most lopsided shutout since 1967 and its first non-conference shutout loss since 1926.

Notre Dame started 20 different players on defense in 2014 with only three (CB Cole Luke, DL Isaac Rochell and LB Jaylon Smith) starting all 13 games. Of the 20 defensive starters, 12 were making their first career start on defense and three others had just a single start prior to last year.

A Butkus Award finalist, Smith led the unit with 112 tackles in 2014, the most by a Notre Dame player since Heisman Trophy runner-up Manti Te'o stopped 113 ball-carriers in 2012. The Irish proved potent in the secondary, recording 16 interceptions on the season, ranking tied for 15th in the nation. Notre Dame intercepted a pass in each of its first 11 games and held a national-best active streak of 14 consecutive games with an interception before seeing it halted at USC.

Kelly's ideal of well-rounded student-athlete values were on display when sophomore Corey Robinson became the first sophomore since 2008, and just the fourth since 2002, to earn first-team Capital One Academic All-America honors. The wide receiver caught 40 passes on the year for 539 yards and five touchdowns. Robinson boasts a 3.83 cumulative grade-point average and has an extensive record of community service work, including holding leadership positions on the University's Student Government Executive Cabinet and the school's Student-Athlete Advisory Committee.

The 2013 defense saw an unusually high number of players gain valuable experience. Twenty-six different Notre Dame players made at least 10 tackles. The Irish last had at least 26 different players reach double digits when 29 different Irish tacklers reached that milestone in 1962. Over that 51-year span, Notre Dame has seen no more than 23 double-digit tacklers, a sum reached four other times (1977, 1991, 2003 and 2011). Eleven different Notre Dame defensive players that opened 2013 in the two-deep depth chart missed at least three games due to injury, and 19 different Notre Dame defensive players started a game in 2013.

The 2012 defense led the nation in two different categories and ranked among the top 10 in 10 more, including total rushing touchdowns allowed (four, 1st), red-zone rushing touchdowns allowed (four, t-1st), scoring defense (12.77, 2nd), points allowed per red-zone trip (3.4, 2nd), passing yards/completion (9.95, 2nd), red-zone touchdowns allowed percentage (34.21%, 3rd), total red-zone touchdowns allowed (13, t-3rd), red-zone points allowed (130, 4th), total passing touchdowns (10, t-6th), total defense (305.46, 7th), red-zone defense (68.4%, t-7th) and first downs allowed (17.00, t-8th).

Notre Dame allowed just 12.77 points per game in '12 and was one of only three FBS top-10 scoring defenses to exclusively face FBS competition. The Irish allowed only 16 touchdowns (15 offensive) — four touchdowns fewer than any other FBS school — and allowed just 166 points over their 13 games, the fewest points surrendered over such a stretch in school history. In fact, they allowed just 12 offensive touchdowns over their last 11 games, holding six opponents without an offensive touchdown and nine to one or fewer offensive touchdowns.

The 2012 offense averaged 189.4 yards rushing (2,462 yards in 13 games) and 222.8 yards passing (2,896). Notre Dame nearly became the third team in school history to average 200-yards in both categories. The two teams to accomplish the feat were the 1977 national champions (231.9 rushing and 208.1 passing), and the 1970 squad that finished No. 2 (257.8 rushing and 252.7 passing). Notre Dame was one of 26 teams in the FBS to average at least 189 yards on the ground and 200 yards in the air. The Irish averaged 4.9 yards/rush, their highest per carry average over the previous 16 years. The 189.4 rushing yards/game was the third-highest per game average over the previous 15 years. Only the 2000 (213.5) and 1998 (212.5) Irish squads averaged more per game. Notre Dame ran for at least 200 yards seven times, including six of the year's last nine contests. The Irish had

not posted more 200+ yard rushing games in a single season since 1996.

In 2012, Te'o became the 32nd unanimous All-American in Notre Dame history, and the first Irish defensive player to earn such an honor since cornerback Shane Walton in 2002. Te'o was named a first-team All-American as the Football Writers Association of America, American Football Coaches Association, Sporting News, the Walter Camp Football Foundation and the Associated Press selected him to their respective All-America squads.

Te'o qualified as Notre Dame's fourth unanimous All-America linebacker and first since Michael Stonebreaker in 1990 — also joining the likes of Jim Lynch (1966) and Bob Golic (1978).

Te'o became Notre Dame's first Heisman Trophy finalist since quarterback Brady Quinn in 2006. He finished second with 321 first-place votes and 1,706 points — the most by a defensive player in college football history. Te'o nearly became the third player to be named a first-team Academic All-American and win the Heisman Trophy in the same year, joining Pete Dawkins (Army) in 1958 and Danny Wuerffel (Florida) in 1996.

Te'o captured the Lott Trophy, Nagurski Trophy, Butkus Award, Lombardi Award, Bednarik Award, Maxwell Award and Walter Camp Award. He became the first player in college football history to sweep the aforementioned seven awards. In fact, no other player in college football history had ever captured more than five major awards in one season.

Tyler Eifert finished his career as the most prolific tight end in Notre Dame history. The 2012 John Mackey Award winner, Eifert holds the school record for career receptions (140) and career receiving yards (1,840) by an Irish tight end. He bested Ken MacAfee's school records in both career categories that had stood since 1977. Eifert also holds single-season school records for receptions (63) and receiving yards (803) by a Notre Dame tight end.

Eifert was named a first-team All-American by Pro Football Weekly and second-team All-American by the Associated Press, Sporting News, Sports Illustrated, the Walter Camp Football Foundation and CBSSports.com.

Te'o and Mike Golic Jr. were selected as first-team members on the 2012 Capital One Academic All-America® Football Team which is selected annually by CoSIDA (College Sports Information Directors of America). The last time Notre Dame had two football players earn first-team academic honors in the same year was in 1987 (Ted Gradel and Vince Phelan).

The 2011 defense ranked 30th in the nation in yards allowed per game, a vast improvement from the defense Kelly inherited that ranked 86th in that category in 2009. The Irish ranked in the top 50 nationally in total defense, scoring defense, rushing defense and passing defense in 2011, marking just the second time in the last nine seasons Notre Dame had ranked that high in all four categories.

Notre Dame was one of 24 schools that opened 2011 with a 0-2 record, but was one of only three teams (Georgia and Western Kentucky being the others) to rebound and have a winning season. In the 11 years from 2001-11, 275 FBS teams started 0-2 and Notre Dame became one of only 27 schools that won at least eight of its next 10 games. The Irish offense that Kelly directed eclipsed 500 yards of offense in five games, equal to the combined number of 500-yard games Notre Dame tallied in the previous five seasons. Notre Dame scored at least 45 points in three games in 2011, the most by an Irish offense since 1996.

The Irish were led on offense by wide receiver Michael Floyd's school-record 100 receptions and the running back duo of Cierre Wood and Jonas Gray, who combined for 1,893 yards and 21 touchdowns. Floyd capped his career by breaking former teammate Golden Tate's two-year-old school record of single-season receptions. Wood and Gray formed a potent one-two punch out of the backfield. The tandem was one of only three running back duos in the FBS that featured each player having at least nine rushing TDs in the 2011 regular season. The other two running back teammates played on the high-octane offenses at Oregon and Oklahoma State.

Defensively, Notre Dame held 12 of 13 teams below their season scoring average and held 11 of 13 schools below their season rushing average. When Kelly arrived at Notre

Dame, the Irish were coming off a season where the defense ranked 86th in the nation in total defense at 397.8 yards per game. Two years later, Notre Dame's defense ranked 30th in yards allowed per game at 344.7 and was 25th in scoring defense.

Te'o was named a finalist for the 2011 Butkus Award and Lott Trophy after leading Notre Dame with 128 tackles, 13.5 tackles for loss and five sacks. Safety and team captain Harrison Smith paced the secondary with 90 tackles and 10 pass breakups.

Following the season, Floyd and Smith both were selected in the first round of the NFL Draft. Floyd was chosen 13th overall by Arizona, while Minnesota tabbed Smith with the 29th selection. It marked the first time since 1994 that Notre Dame had multiple first-round NFL draft picks. Combined with Kyle Rudolph being drafted 43rd overall in the 2011 NFL Draft, Kelly became the first Notre Dame coach in 17 seasons to produce three players selected in the first 43 picks of consecutive NFL drafts.

Despite enduring a slew of injuries at key positions, Kelly's first Irish squad in 2010 came on strong to play perfectly in November. In addition to a convincing 28-3 victory over once-beaten and 15th-ranked Utah (Notre Dame's widest margin over an Associated Press Top 20 opponent in 14 years), the Irish defeated Army in the first football game played at the new Yankee Stadium — then ended an eight-game losing streak to arch-rival USC with a come-from-behind win at the Los Angeles Coliseum. Then, in the convincing 33-17 Hyundai Sun Bowl triumph against Miami, the Irish charged to a 30-3 lead after three periods, as Kelly became the first Notre Dame football coach to record a bowl victory in his first season on the Notre Dame sidelines.

The Irish success down the stretch came mainly because of their defense, as Notre Dame went 13 consecutive periods over one late four-game stretch without allowing an offensive touchdown (the best sequence in that category in 30 years). In those final four wins Notre Dame's defense limited the Utes, Black Knights, Trojans and Hurricanes to combined averages of 9.8 points (best stretch for an Irish team since 1989), 91.8 yards on the ground and 276.5 total yards. In the last four contests, the Irish defense faced teams that were averaging 38 (Tulsa), 41 (Utah), 31 (Army) and 32 (USC) points per game, yet yielded only two offensive touchdowns, combined, to that quartet. Among individual defensive leaders was Te'o, Notre Dame's top tackler in 2010 with 133 and a semifinalist for the Chuck Bednarik Award and Butkus Award. Each of those four victories came in the first four career starts by Tommy Rees, following a season-ending injury to Dayne Crist. Among the pacesetters for Kelly's spread offense was Floyd who caught 79 balls in 2010 for 1,025 yards and 12 touchdowns and was named the MVP of the Hyundai Sun Bowl (six catches for 109 yards and two TDs in that contest).

Meanwhile, the Irish kicking game also sparkled in 2010, thanks to placekicker David Ruffer, who successfully converted his first 18 field-goal attempts (18-of-19 overall in 2010 and 23-of-24 in his career). Ruffer became one of three finalists for the Lou Groza Collegiate Place-Kicker Award as the top placekicker in the nation.

Kelly's debut season in South Bend saw the 2010 Irish play arguably the most difficult schedule in the country, as all but one of the Notre Dame opponents finished .500 or better — something no other team could claim. Notre Dame's agenda ranked first nationally in the official NCAA schedule strength standings at the end of the regular season, with Irish opponents playing at a .652 clip (79-42).

On the academic side, Kelly's first season at Notre Dame featured a first-team Academic All-America honor for Ruffer, an \$18,000 postgraduate scholarship for offensive lineman Chris Stewart (he attended law school at Notre Dame during the 2010 season) as a National Football Foundation National Scholar-Athlete selection — and a first-place finish by Notre Dame among all FBS programs in the latest NCAA Graduation Success Rate standings with a 96 mark. In 2011, Te'o was named a second-team Academic All-American, and Notre Dame, once again, led all FBS programs in NCAA Graduation Success Rate standings with a 97 score.

KELLY ERA AT CINCINNATI

Architect of two consecutive BCS appearances at the University of Cincinnati, including a perfect 12-0 regular season in 2009 that earned him national-coach-of-the-year honors. Kelly earned the ESPN/Home Depot National Coach of the Year Award in 2009,

was the BIG EAST Conference Coach of the Year in 2007, 2008 and 2009 (the first time a BIG EAST football coach won the award three straight years) — and received the American Football Coaches Association Division II Coach of the Year Award in both 2002 and 2003. He was also a finalist for four other national awards in 2009 — the Eddie Robinson Coach of the Year Award (Football Writers Association of America), the Bear Bryant Coach of the Year Award (National Sportscasters and Sportswriters Association), the Liberty Mutual Coach of the Year Award and the George Munger Coach of the Year Award (Maxwell Football Club).

He boasted a 2-1 record at Cincinnati in postseason bowl games — including a 27-24 win over Western Michigan in the International Bowl after the 2006 season (he coached in that game immediately after taking the job at Cincinnati), a 31-21 win over Southern Mississippi in the Papajohns.com Bowl after the '07 season and a 20-7 loss to Virginia Tech in the FedEx Orange Bowl after the '08 campaign. Kelly's '06 Central Michigan team finished 9-4 and qualified for the Motor City Bowl (Central Michigan defeated Middle Tennessee 31-14, though he did not coach after accepting the head coaching position at Cincinnati) — and his 12-0 team in '09 earned an Allstate Sugar Bowl assignment against once-beaten Florida.

In six NCAA Division II playoff appearances at Grand Valley State, Kelly's teams combined for an 11-4 (.733) postseason record — including four straight victories in winning both the '02 and '03 NCAA titles. His '01 Grand Valley State team fell 17-14 to North Dakota in the Division II national title game.

Kelly's '09 team at Cincinnati finished third in the final BCS standings and fourth in both the final regular-season Associated Press and USA Today/ESPN polls. His '08 team ended up 11-3 and 17th in both polls — and his '07 Bearcat squad finished 10-3 and 17th (AP) and 20th (USA Today/ESPN) in the final polls.

Through the end of the 2009 regular season, his Cincinnati team won all 12 of its games, led the nation in passing efficiency (166.19), ranked second in kickoff returns (29.2 each) and sixth in total offense (464.25 yards per game), passing yardage (320.33) and scoring (39.83 points). Meanwhile, Kelly's Bearcat defense rated third nationally in tackles for losses (8.42 per game) and eighth in sacks (2.92). The '09 Cincinnati squad set Bearcat single-season records for points (495), passing yards (3,844), fewest fumbles (10), fewest fumbles lost (two) and fewest turnovers (10). Cincinnati concluded the '09 campaign with a record 18 straight regular-season victories.

Among the standouts Kelly coached on the '09 Bearcat roster were first-team All-America receiver Mardy Gilyard (he ranked second nationally in all-purpose yards at 203.5 per game at the end of the regular season) and quarterback Tony Pike (ninth in passing efficiency at 155.36). Eleven Cincinnati players merited all-BIG EAST honors for '09 (five first-team selections), including Gilyard, the league's Special Teams Player of the Year for the second straight season.

In three years at the helm of the program, Kelly put together a 34-6 record and led the Bearcats to their first two BIG EAST championships in 2008 and '09. Cincinnati achieved a then-school-record 11 victories in 2008, followed that up with a dozen wins in '09 and had back-to-back-to-back 10-win seasons for the first time in school history. Kelly's Bearcats in '08 won the school's first outright conference championship since 1964 and earned the school's first berth in a BCS game, playing against Virginia Tech in the 75th FedEx Orange Bowl. In '08, Cincinnati achieved its then-highest ranking to close the regular season — 12th in the AP and USA Today/ESPN polls and the BCS standings entering the Orange Bowl. The Bearcats held a postseason ranking of 17th in both polls, tying the top postseason ranking in school history.

Following the close of the '08 regular season, Kelly was named the BIG EAST Coach of the Year for the second straight season. He also was named the American Football Monthly Schutt Sports FBS Coach of the Year, earned AFCA Region 1 Coach of the Year honors and was named BIG EAST Coach of the Year by Sporting News.

Cincinnati placed 10 players on the 2008 all-BIG EAST teams (including first-team selection Connor Barwin) — with kick returner Gilyard named the BIG EAST Special Teams Player of the Year and punter Kevin Huber earning the first AFCA All-America nod in program history. Huber became the first two-time AP first-team All-America selection

in Bearcat football history.

The Bearcats' 27-24 victory over Western Michigan in 2006 came just 34 days after Kelly was hired. Then, in his first full season at the helm in '07, he put Cincinnati on the national radar by jumping out to a 6-0 start and earning the Bearcats their first appearance in the polls in more than 30 years. By winning 10 games for the first time since 1951, Cincinnati earned its 10th bowl appearance in program history and sixth bowl appearance in eight years. The Bearcats finished 17th in the AP poll and 20th in the USA Today/ESPN rankings, earning their first appearances in the final polls.

Along the way to the 2007 Papajohns.com Bowl victory, the Bearcats' third straight bowl win, Kelly earned BIG EAST Coach of the Year honors. Cincinnati listed seven individuals on the all-BIG EAST teams, including BIG EAST Special Teams Player of the Year and consensus All-America punter Huber. The national leader in punting, Huber was one of three Bearcats to be named to an All-America team. Cincinnati ranked second in the BIG EAST and 24th nationally in passing offense (254.1), and also was second in the league and 27th nationally in passing efficiency (139.4). At the same time, the Bearcat defense led the BIG EAST in sacks (2.9) and tackles for a loss (6.5). Kelly's Bearcats led the FBS in net punting (41.5 yards per punt), and Cincinnati also paced the BIG EAST in kickoff returns (24.2).

KELLY ERA AT CENTRAL MICHIGAN

During his three years at Central Michigan, he transformed a Chippewa program that had won more than three games only once in the past four seasons into a conference champion. Central Michigan posted a 9-4 regular-season record in 2006 en route to winning the MAC title and qualifying for its first bowl game in 12 years. Kelly inherited a program that had produced a mere 12 wins over its previous four seasons when he took the helm at Central Michigan in 2004. He guided the Chippewas to a 4-7 record in 2004 and a 6-5 slate — the school's first winning season in seven years — in 2005.

The Chippewas in 2005 defeated both defending MAC divisional champions, Miami and Toledo, and also knocked off eventual '05 league champ Akron. Central Michigan ranked first nationally in fewest turnovers (10) and fewest fumbles lost (four), while the team's rushing defense ranked 20th and led the MAC at 113.7 yards per game (compared to 245.8 in '03 — the year before Kelly arrived).

In 2006, Central Michigan rolled to a 7-1 record in conference play to win the MAC West and then dominated Ohio, 31-10, in the league championship game. Central Michigan boasted the 19th-most prolific passing attack in the nation, averaging 252.4 yards per game, set a Chippewa season mark with 28 TD passes and led the MAC in total offense (375.3 yards per game) and scoring (29.7 points). MAC Freshman of the Year Dan LeFevour passed for 2,869 yards and 25 TDs to rank 20th nationally in passing efficiency and 14th in total offense.

Kelly had 12 of his players achieve first-team all-conference honors over his three years at Central Michigan (including '05 MAC Defensive Player of the Year Daniel Bazuin) — and three advanced to the NFL (including 2005 draftees Eric Ghiacuic and Adam Kieft and free agent Tory Humphrey). Bazuin, who led the nation in '05 in tackles for losses, also was a '06 first-team Academic All-American.

KELLY ERA AT GRAND VALLEY STATE

Kelly arrived at Central Michigan after winning back-to-back NCAA Division II national titles at Grand Valley State in Allendale, Michigan. The all-time winningest program in NCAA Division II history, the Lakers were 41-2 in Kelly's final three seasons, at one point winning 32 consecutive games. Grand Valley State went 14-0 in 2002 en route to its first national title and was 14-1 in 2003 when it claimed its second crown. Kelly was named the AFCA Division II Coach of the Year after both seasons.

Kelly led the Lakers to five conference titles (1992-97-98-2001-02) and six Division II playoff appearances in his 13 seasons at Grand Valley. The Lakers never finished lower than third in the Great Lakes Intercollegiate Athletics Conference.

Kelly mentored a pair of finalists for the Harlon Hill Award, presented annually to the top player in Division II. Quarterback Curt Anes won the award in 2002 after finishing

as runner-up in 2001. He threw for 10,581 career yards and 114 TD passes — 48 in '01 and 47 in '02 (12 games with at least five TD passes). Anes still holds the NCAA Division II single-season passing efficiency record for '01 at 221.6 (189 for 271 for 3,086 yards, with 21 TDs, three interceptions). Quarterback Jeff Fox was third in the balloting in 1998, as he became the first Laker quarterback to throw for more than 2,000 yards in multiple seasons. Kelly's Grand Valley State players earned 77 All-America awards (11 in 2002 alone). Four players moved on to the NFL and another three to the Canadian Football League.

His 2001 national runner-up squad set 77 NCAA, GLIAC and school records, including the Division II scoring record by averaging 58.4 points per game (and an average victory margin of 48.0 points). The 2001 team also became the first Division II unit in 53 years to average more than 600 yards per game in total offense (600.8), leading the nation in that category.

Grand Valley State followed its record-shattering 2001 season by averaging 497.5 yards and a nation-leading 46.7 points during its undefeated 2002 national championship run in which Kelly's squad went wire-to-wire as the top-rated Division II squad. That '02 campaign ended with a 31-24 championship game win over second-ranked and unbeaten Valdosta State — as All-America receiver David Kircus caught 11 passes for 270 yards and three TDs. Kircus holds the NCAA Division II season record for TD receptions with 35 in '02, catching at least one TD pass in 24 straight games in 2001-02. He ended his career with 4,142 receiving yards and 76 TD catches and led the nation (Division II) in scoring in both '01 and '02.

The 2003 team, meanwhile, became more noted for its defense, leading the country in rushing defense at 62.0 yards per game. The Lakers defeated North Dakota 10-3 in the 2003 national title game (played annually in Florence, Alabama). In 10 of his 13 seasons at Grand Valley State, Kelly's teams won eight or more games — and he finished with a 103-22-2 mark in GLIAC contests. The seniors on his final team in '03 won 47 of their final 49 games (and finished 34-4 in four seasons of GLIAC play) and won 20 straight games in 2002-03. Kicker David Hendrix led the nation in '03 with 25 field goals.

KELLY OFF THE GRIDIRON

Born in Everett, Massachusetts, and raised in Chelsea, Massachusetts, Kelly attended St. John's Prep School in Danvers, Massachusetts. He was a four-year letter-winner at Assumption College (Worcester, Massachusetts) as a linebacker, captaining the squad in both '81 and '82 under coach Paul Cantiani on teams that finished 8-3 and 7-1-1. After graduating from Assumption in 1983 with a bachelor's degree in political science, he served as linebacker coach and defensive coordinator (as well as softball coach) from 1983-86 at Assumption under head football coach Bernie Gaughan.

Kelly was invited back to Assumption in 2012 where he served as commencement speaker and received an honorary degree from his alma mater. Kelly also endowed a \$250,000 scholarship for Assumption football players.

Kelly joined the Grand Valley State staff in 1987 as a graduate assistant and defensive backs coach. He became the defensive coordinator and recruiting coordinator in 1989 and took over (at age 28) as head coach in 1991 (replacing Tom Beck, who left to become running backs coach at Notre Dame under Lou Holtz). His first Laker team finished 9-3 and qualified for the NCAA playoffs. In 2009, Kelly was inducted into the Grand Valley State Athletics Hall of Fame and in 2011, Grand Valley State renamed its Laker Turf Building the Kelly Family Sports Center. The Kelly Family Sports Center is a 138,000 square-foot building that houses a regulation football field, a six-lane, 300-meter track, all of the amenities for field events, batting cages that drop from the ceiling, an athletic training room, locker rooms, multi-purpose rooms, classrooms, bleacher seating for 800 in the grandstand and bleachers on the field level for another 260 spectators. In addition to intercollegiate athletics, the movement science department, campus recreation/intramurals and club sports also use the facility.

Kelly was announced as the Notre Dame head coach on Dec. 10, 2009. He signed a five-year contract to coach the Irish. On Jan. 10, 2012, the University announced it extended Kelly's contract two seasons through the 2016 campaign. Kelly received another

contract extension, this one extending through 2017, following the 2013 season-opening victory over Temple.

Considering his wife Paqui is a two-time breast cancer survivor, it's hardly surprising that Kelly and his wife have collaborated to fully embrace the fight against cancer.

In June 2010, Brian and Paqui made a \$250,000 gift to the University of Notre Dame in support of endeavors in research, academics and community engagement. The benefaction directly supports three Notre Dame initiatives — cancer research, the Hesburgh Libraries and the Robinson Community Learning Center (RCLC). In the area of cancer research — the fight against breast cancer is a deeply personal cause for the Kelly family — the gift benefits the Mike and Josie Harper Cancer Research Institute that opened in 2011 in Notre Dame's new Harper Hall. The institute brings together scientists from Notre Dame and Indiana University School of Medicine-South Bend to collaborate to advance basic and clinical research as it pertains to the diagnosis, treatment and prevention of cancer.

The Kelly Cares Foundation, now in its 13th year, has established itself as a "Playbook for Hope." The Foundation's mission strengthens communities and inspires hope by investing resources to improve health and education. The communities touched by the Foundation are a model of educational success and wellness that provide hope and inspiration to all.

Since its founding in 2008, the Kelly Cares Foundation has donated nearly \$5.8 million to support causes locally, nationally and globally. Some notable organizations that have received contributions from the Foundation include the Breast Cancer Research Foundation, The Paqui and Brian Kelly Comprehensive Breast Center, The University of Notre Dame, Breezy Point Disaster Relief Fund, Andean Health Global, Ronald McDonald House Charities, Memorial Children's Hospital, Boys & Girls Club, and the YMCA.

The Kelly Cares Foundation hosts a series of events throughout the year. Starting with its largest fundraiser, the Irish Eyes Gala, held annually in New York City, followed by Football 101, a ladies only clinic held at the Notre Dame football facilities, a golf invitational, Game Day Chase 5K/10K held on a Notre Dame home football weekend, and Paqui's Playbook—October series of events focusing on breast cancer research and patient advocacy.

In 2014 Saint Joseph Health System announced the creation of the new Paqui and Brian Kelly Comprehensive Breast Center (CBC), which offers a team of dedicated professionals and state-of-the-art services, and was advanced by a generous gift from the Kelly Cares Foundation.

The Paqui and Brian Kelly CBC delivers specialized care for all aspects of breast health, setting the standard of care in Michiana. The Paqui and Brian Kelly CBC allows women access to:

- Evaluation/treatment for a variety of benign breast diseases, as well as breast cancer
- The highest quality screening, detection and diagnostic technology, including 3D mammography and molecular breast imaging
- A peaceful, comfortable patient-centered environment
- Access to forward-thinking clinical trials and research
- Comprehensive genetic screening, genetic testing and genetic counseling services
- Individualized patient consultation, education, treatment and community support resources
- A multidisciplinary team approach to breast cancer that ensures all patient cases are reviewed by a team of experts who work closely with the patient to create an individualized treatment plan
- Reconstructive surgery, survivorship and rehabilitation

In 2016 the Kelly Cares Foundation donated \$100,000 to Ronald McDonald House Charities of Michiana. RMHC of Michiana started construction of a new Ronald McDonald House, a home-away-from-home for families of seriously ill and injured children. The new 20-bedroom house will be located in the Skyway Building across from Memorial Children's Hospital.



Kelly and his wife Francisca (Paqui) are parents of three children — Patrick, Grace and Kenzel.

KELLY'S OVERALL RECORD

School	W-L-T	Win %
Grand Valley State Totals (13 seasons)	118-35-2	.768
Central Michigan Totals (3 seasons)	19-16	.543
Cincinnati Totals (3 seasons)	34-6	.850
Notre Dame Totals (11 seasons)	*102-39	*.723
Overall Totals (30 seasons)	*273-96-2	*.739

* Includes 21 victories (and two postseason appearances) later vacated by discretionary NCAA penalty.

WINNINGEST ACTIVE FBS COACHES

(by victories)

Rank	Name, School	Years	W	L	T	Pct.
1.	Brian Kelly, Notre Dame	30	273	96	2	0.739
2.	Mack Brown, North Carolina	32	259	132	1	0.662
3.	Nick Saban, Alabama	25	256	65	1	0.797
4.	Willie Fritz, Tulane	24	183	102	0	0.642
5.	Kirk Ferentz, Iowa	25	180	127	0	0.586
6.	Gary Patterson, TCU	21	178	74	0	0.706
7.	Frank Solich, Ohio	22	173	101	0	0.631
8.	Chris Creighton, Eastern Michigan	24	169	97	0	0.635
9.	Skip Holtz, Louisiana Tech	21	149	112	0	0.571
10.	Lance Leipold, Kansas	14	146	39	0	0.789

*Minimum five years as FBS head coach; record at four-year colleges only

KELLY'S POSTSEASON RECORD (17-10)

Year	School	Event	Result
1991	Grand Valley State	NCAA Div. II Playoffs	L 15-38 vs. East Texas State
1994	Grand Valley State	NCAA Div. II Playoffs	L 27-35 vs. Indiana (Pa.)
1998	Grand Valley State	NCAA Div. II Playoffs	L 14-37 vs. Slippery Rock
2001	Grand Valley State	NCAA Div. II Playoffs	W 42-13 vs. Bloomsburg*
			W 33-30 vs. Saginaw Valley State*
			W 34-16 vs. Catawba*
			L 14-17 vs. North Dakota#
2002	Grand Valley State	NCAA Div. II Playoffs	W 62-13 vs. C.W. Post*
			W 62-21 vs. Indiana (Pa.)*
			W 44-7 vs. Northern Colorado*
			W 31-24 vs. Valdosta State#
2003	Grand Valley State	NCAA Div. II Playoffs	W 65-36 vs. Bentley
			W 10-3 vs. Saginaw Valley State
			W 31-3 vs. Texas A&M-Kingsville
			W 10-3 vs. North Dakota#
2006	Cincinnati	International Bowl	W 27-24 vs. Western Michigan
2007	Cincinnati	PapaJohns.com Bowl	W 31-21 vs. Southern Mississippi
2008	Cincinnati	Orange Bowl	L 7-20 vs. Virginia Tech
2010	Notre Dame	Sun Bowl	W 33-17 vs. Miami
2011	Notre Dame	Champs Sports Bowl	L 14-18 vs. Florida State
2012*	Notre Dame	BCS Title Game	L 14-42 vs. Alabama
2014	Notre Dame	Music City Bowl	W 31-28 vs. LSU
2015	Notre Dame	Fiesta Bowl	L 28-44 vs. Ohio State
2017	Notre Dame	Citrus Bowl	W 21-17 vs. LSU
2018	Notre Dame	Cotton Bowl (CFP Semifinal)	L 3-30 vs. Clemson
2019	Notre Dame	Camping World Bowl	W 33-9 vs. Iowa State
2021	Notre Dame	Rose Bowl (CFP Semifinal)	L 14-31 vs. Alabama

* home games played in Allendale, Michigan

NCAA Division II championship games

WINNINGEST ACTIVE FBS COACHES

(by percentage)

Rank	Name, School	Years	W	L	T	Pct.
1.	Dabo Swinney, Clemson	13	140	33	0	0.809
2.	Nick Saban, Alabama	25	256	65	1	0.797
3.	Lance Leipold, Kansas	14	146	39	0	0.789
4.	Chris Klieman, Kansas State	8	84	24	0	0.778
5.	Jimbo Fisher, Texas A&M	11	109	33	0	0.768
6.	Brian Harsin, Auburn	8	76	24	0	0.760
7.	Brian Kelly, Notre Dame	30	273	96	2	0.739
8.	David Shaw, Stanford	10	90	36	0	0.714
9.	Gary Patterson, TCU	21	178	74	0	0.706
10.	Mike Houston, East Carolina	10	87	39	0	0.690

*Minimum five years as FBS head coach; record at four-year colleges only

WINNINGEST ACTIVE FBS COACHES

(vs. Associated Press top 25, min. 10 games)

Rank	Name, School	GP	W	L	T	Pct.
1.	Ryan Day, Ohio State	10	9	1	0	0.900
2.	Lincoln Riley, Oklahoma	17	13	4	0	0.765
3.	Nick Saban, Alabama	131	88	43	0	0.672
4.	Dabo Swinney, Clemson	52	32	20	0	0.591
5.	Tom Herman, Texas	25	15	10	0	0.600
6.	Kirby Smart, Georgia	27	16	11	0	0.593
7.	David Shaw, Stanford	47	27	20	0	0.574
8.	Chip Kelly, UCLA	30	17	13	0	0.567
9.	Brian Kelly, Notre Dame	56	30	26	0	0.536
10.	Gary Patterson, TCU	55	28	27	0	0.509

* Kelly's records include 20 regular-season wins and two postseason appearances later vacated under discretionary NCAA

penalty. See Rev. John I. Jenkins, C.S.C. statement (<https://president.nd.edu/writings-addresses/2018-writings/a-letter-from-the-president-on-the-ncaa-infractions-case/>).

THE NFL DRAFT UNDER BRIAN KELLY

- Notre Dame has had 53 players selected in the NFL Draft since 2012. Only seven schools in the nation have had more draft picks over the same span. Kelly has done this while also maintaining a program that ranks among the top four in the NCAA's annual Graduation Success Rate.
- Kelly had a first-round pick in three-straight NFL Drafts: Michael Floyd (2012), Harrison Smith (2012), Tyler Eifert (2013) and Zack Martin (2014). The program had not accomplished the feat since 1991-94.
- Nine Notre Dame players have been selected in the first round of the NFL Draft since 2012, which ties for the seventh-most in the FBS over the span.

NOTRE DAME FIRST-ROUND NFL DRAFT PICKS

Years	First Round Picks
1995-2011 (17 drafts)	4
2012-2021 (10 drafts)	9

Rank	School	First Round Draft Picks*
1.	Alabama	32
2.	Ohio State	18
3.	LSU	15
4.	Clemson	14
5.	Florida	12
6.	Georgia	11
7.	Notre Dame	9
	Florida State	9

* Since 2012

- Notre Dame has had 20 players selected in the top two rounds of the draft since 2012 — which is sixth-most in the FBS over the span. Michigan (10), Mississippi State (four) and Texas (four) have combined to produce 18.

Rank	School	Top-Two Round Draft Picks*
1.	Alabama	52
2.	Ohio State	31
3.	LSU	30
4.	Florida State	21
	Clemson	21
6.	Notre Dame	20
7.	Washington	19

* Since 2012

- Kelly has produced three times as many first-round NFL Draft picks (nine) as the three previous Notre Dame head coaches combined (three). Only Ara Parseghian (12), Lou Holtz (12) and Frank Leahy (10) have produced more first-round picks during their entire Irish coaching tenures.

Rank	Coach (Tenure)	First Rounders	NFL Drafts
1.	Lou Holtz (1986-96)	12	11
	Ara Parseghian (1964-74)	12	11
3.	Frank Leahy (1941-43, 46-53)	10	11
4.	Brian Kelly (2010-)	9	11

- In 2019, Notre Dame became the first school in 37 years and just the second in NFL Draft history to have four offensive linemen selected in the top 16 picks over a five-year



span.

- Notre Dame has had four offensive linemen drafted in the first round of the NFL Draft since 2014 — the most of any school in the FBS.

Player (Draft Year)	Round (overall selection, team)
Quenton Nelson (2018)	1 (6, Indianapolis Colts)
Mike McGlinchey (2018)	1 (9, San Francisco 49ers)
Ronnie Stanley (2016)	1 (6, Baltimore Ravens)
Zack Martin (2014)	1 (16, Dallas Cowboys)

- Nelson was the highest-selected offensive guard in the NFL Draft since Bill Fralic went second overall to the Atlanta Falcons in 1985.
- Nelson and McGlinchey were the first two offensive linemen selected in the 2018 NFL Draft. It marked the first time since 1991 that the top two offensive linemen drafted were from the same school.
- It marked just the third time in the last 60 years that the top two offensive linemen drafted were from the same school.
- In the past eight drafts, Notre Dame has seen eight offensive linemen selected in the first three rounds in Nelson, Stanley, McGlinchey, Zack Martin, Nick Martin, Chris Watt (third round pick of the San Diego Chargers in 2014), Liam Eichenberg and Aaron Banks. Over the previous 12 years (2002-13), only two Notre Dame offensive linemen were drafted in the first three rounds in Jeff Faine (first round pick of the Cleveland Browns in 2003) and Ryan Harris (third round pick of the Denver Broncos in 2007).
- Notre Dame tight end Cole Kmet was selected in the second round of the 2020 NFL Draft by the Chicago Bears. Then in the 2021 draft, Tommy Tremble was selected in the third round by the Carolina Panthers. The pair were the seventh and eighth Irish tight end drafted, sixth and seventh in the top four rounds, under Kelly.
- Tremble was the 10th-straight Notre Dame starting tight end chosen in the NFL Draft.
- Notre Dame's opening day starter at tight end has developed into an eventual NFL Draft pick in each of the past 17 seasons.
- With seven picks in the first four rounds of the 2016 NFL Draft, the Irish draft class matched the 1955, '67, '93 and '94 draft classes for the most in school history at this elite stage.
- Notre Dame's seven overall picks tied Alabama and Florida for the fourth-most of any school in 2016. Only Ohio State (12), Clemson (nine) and UCLA (eight) saw more players chosen.
- Notre Dame had six players chosen in the first three rounds of the 2016 NFL Draft. It was the most since the Irish had a school-record seven players selected in the top three rounds of the 1994 draft.
- Notre Dame had four players (Stanley, Will Fuller, Jaylon Smith, Nick Martin) selected in the top 50 picks of the 2016 NFL draft for the first time since 1993 when the Irish had six (Rick Mirer, Jerome Bettis, Tom Carter, Irv Smith, Demetrius DuBose, Reggie Brooks).
- Notre Dame had eight players chosen in the 2014 NFL Draft. The Irish had not had a larger haul in the draft since 1994 when Notre Dame had 10 players selected.
- Notre Dame's eight drafted players were tied for the second most of any school in the nation. LSU led the country with nine selections, while the Irish were tied with Alabama.
- Drue Tranquill continued a trend that has followed Brian Kelly at his previous coaching stops at Central Michigan and Cincinnati. He joined the Notre Dame program as a safety. Tranquill was converted to a linebacker prior to the 2017 season.
- Tranquill joined the likes of KeiVarae Russell, C.J. Prosise, Bennett Jackson and Troy Niklas of Notre Dame, Joe Staley from Central Michigan and Jason Kelce and Connor Barwin from Cincinnati. All eight opened their careers under Kelly at one position before ultimately getting drafted at another position.
- That group does not include NFL All-Pro and former first-round pick J.J. Watt, who Kelly recruited to Central Michigan. Watt ultimately transferred and walked on at Wisconsin.



BRIAN POLIAN

Associate Head Coach/Special Teams Coordinator
25th Year Coaching, 10th Year at Notre Dame

THE POLIAN FILE

Hometown	Buffalo, New York
High School	St. Francis High School
College	John Carroll (History, 1997)
Graduate School	Baylor (Education, 2000)
Wife	Laura
Children	Son - Aidan; Daughter - Charlotte

PLAYING EXPERIENCE

1993-96	John Carroll	Linebacker
---------	--------------	------------

COACHING CAREER

1997	Michigan State	Graduate Assistant (Offense)
1998	Buffalo	Tight Ends/Assistant Offensive Line
1999-2000	Baylor	Graduate Assistant (Defense/Special Teams)
2001-03	Buffalo	Running Backs/Special Teams Coordinator
2004	UCF	Running Backs/Recruiting Coordinator
2005	Notre Dame	Head Special Teams Coach/Defensive Backs Assistant
2006	Notre Dame	Head Special Teams Coach/Linebackers Assistant
2007	Notre Dame	Inside Linebackers/Special Teams
2008-09	Notre Dame	Special Teams Coordinator
2010	Stanford	Special Teams Coordinator/Safeties
2011	Stanford	Special Teams Coordinator/Recruiting Coordinator/Safeties
2012	Texas A&M	Special Teams Coordinator/Tight Ends
2013-16	Nevada	Head Coach
2017-20	Notre Dame	Recruiting Coordinator/Special Teams Coordinator
2021-	Notre Dame	Associate Head Coach/Special Teams Coordinator

BOWLS/PLAYOFFS COACHED

1997	Michigan State (Aloha)	2014	Nevada (New Orleans)
2005	Notre Dame (Fiesta)	2015	Nevada (Arizona)
2006	Notre Dame (Sugar)	2017	Notre Dame (Citrus)
2008	Notre Dame (Hawai'i)	2018	Notre Dame (CFP-Cotton)
2010	Stanford (Orange)	2019	Notre Dame (Camping World)
2011	Stanford (Fiesta)	2020	Notre Dame (CFP-Rose)
2012	Texas A&M (Cotton)		

PERSONAL INFORMATION

- Four-year letterwinner at linebacker for John Carroll from 1993-96
- Authored and published a book in 2020 entitled "Coaching and Teaching Generation Z."
- Father, Bill, was the general manager and architect of the Super Bowl teams of the Buffalo Bills in the 1990s and later, as the team's president, oversaw the Indianapolis Colts' two Super Bowl appearances and their championship in 2006. He was enshrined into the Pro Football Hall of Fame in 2015
- Older brother, Chris, is the director of Pro-Personnel for the NFL's Washington Football Team.
- Younger brother, Dennis, is the Senior Associate AD/Football Chief of Staff at Baylor University.

COACHING ACCOMPLISHMENTS

- Promoted to associate head coach prior to the 2021 season
- From 2017-20, served as special teams coordinator / recruiting coordinator for the Irish, spearheading Irish recruiting efforts that produced top-15 classes in 2019 and 2020 and top-10 classes in 2018 and 2021; recognized by Scout and Rivals as one of the top recruiters in the country on multiple occasions
- In his time coordinating special teams, the Irish units have been some of the best in the country. Punt coverage and kick-off coverage were both ranked in the top-20 nationally in 2019 and 2020. In 2019 and 2020, the Irish blocked four punts and returned two of them for touchdowns. Following the 2019 season, Pro Football Focus ranked the Notre Dame special teams as the No. 3 unit in the country.
- Mentored kicker Jonathan Doerer to a standout season in 2019

- Doerer was a perfect 57-for-57 on PATs while going 17-for-20 on field goals with a pair of makes from beyond 50 yards
- Doerer scored 108 points on the year, the most prolific scoring season by a kicker in school history
- Doerer became the first kicker in school history and just the sixth player at Notre Dame to have a 100-plus point season
- Long snapper John Shannnon was awarded the Mannelly Award following the 2019 season, recognizing the top snapper in the country.
- Coached 2018 graduate punter Tyler Newsome and 2018 senior place kicker Justin Yoon to record-setting careers
- Newsome averaged 44.7 yards per punt average in 2018 on 53 punts, including 19 punts of at least 50 yards and 19 that pinned the opposition inside the 20-yard line
- Newsome shattered the Notre Dame record for single-game punting average against Vanderbilt (Sept. 15), with five boots averaging 59.6 yards (all five punts were over 50 yards and three exceeded 60 yards), two inside the 20-yard line and a 63-yard punt late in the fourth quarter to help clinch the win
- Newsome owns four of the top-eight single-season punting averages in school history
- Newsome's 44.0 career punting average ranks second in school history (Craig Hentrich holds the school record of 44.1)
- Yoon, Notre Dame's all-time leading scorer, connected on 17 of 21 field goals and 41 of 43 point-after attempts in the 2018 season.
- Yoon also owns the school record for career field goals made (59)
- Spent four years as the head coach at Nevada (2013-16)
- Led the Wolf Pack to consecutive bowl games in 2014 and 2015, including a victory in the inaugural '15 NOVA Home Loans Arizona Bowl — Nevada's fifth bowl win in school history
- Guided Nevada to 23 wins, 2 victories over Power 5 opponents, 26 individual All-Mountain West honors and unprecedented academic honors
- Nevada posted a 7-6 overall record with a 4-4 mark in Mountain West play in 2015, marking consecutive seasons he led the Wolf Pack to a winning record
- Nevada used a lethal ground-and-pound offense in '15, as James Butler and Don Jackson each eclipsed 1,000 yards rushing (the Wolf Pack were one of just three teams in the nation with a pair of 1,000-yard rushers)
- Following the 2015 season, linebacker Jordan Dobrich was recognized as the MWC Male Scholar-Athlete of the year and was a finalist for the the Campbell Trophy, the "Academic Heisman"
- Registered a 7-6 record and returned to a bowl game, playing in the 2014 R+L Carriers New Orleans Bowl
- The Wolf Pack defeated Pac-12 foe Washington State, scored impressive road wins at BYU, Hawaii and San Jose State, and capped the regular season with a dominating win at UNLV
- Helped nine student-athletes earn 2014 All-Mountain West honors, including Cody Fajardo, who became just the second player in NCAA history to pass for 9,000 yards and rush for 3,000 yards in a career
- Selected to represent the Mountain West Conference on the inaugural College Football Officiating Competition Committee in June of 2015
- Came to Nevada after a year as the special teams coordinator and tight ends coach at Texas A&M, which capped an 11-2 season in 2012 with a win over Oklahoma in the Cotton Bowl, a final ranking of #5 in the nation, and an historic Heisman Trophy for then-freshman quarterback Johnny Manziel
- Aggie special teams were some of the best in the SEC and in the country.
- Texas A&M finished in the top-20 in net-punting and in punt return. Punt returner Dustin Harris set an SEC record for most punt return yards in a single game with 246 yards against SC State
- Two-year run with Stanford (2010-11) was marked by a pair of BCS bowl appearances and two of the top recruiting classes in school history

- Served as the special teams coordinator and recruiting coordinator while also coaching the safeties with the Cardinal
- 2011 Stanford team finished 11-2, ranked #7 in the nation, and appeared in the Fiesta Bowl
- 2010 Cardinal team finished 12-1, ranked #4 in the nation, and won the Orange Bowl
- Served as an assistant at Notre Dame from 2005 - 2009 working with the special teams, linebackers, and defensive backs
- Earned a number of honors as one of the top recruiters in the country during his first tenure at Notre Dame
- Nominee for the American Football Coaches Association (AFCA) Assistant Coach of the Year in 2008
- Coached Irish special teams units that set a number of school records and Notre Dame went to a pair of BCS bowl games
- Guided the Notre Dame kickoff return defense to a nation leading 16.47 yards per return in 2008 — even more impressive when you consider the figure came on 59 kickoff return attempts
- Only one FBS school since 2003 has posted a better kickoff return defense with at least 59 kickoff return attempts
- Owns an impressive football pedigree that also includes coaching stops at UCF, Buffalo, Baylor and Michigan State as part of a 21-year career.
- Worked as a graduate assistant for Nick Saban at Michigan State (1997) and then spent two seasons as a graduate assistant at Baylor (1999-2000)

DYNAMIC DISCIPLES

WR Chase Claypool (Notre Dame)

- 2020 NFL Second Round pick (Pittsburgh Steelers)
- Widely considered of the best special teams players coming out of college in 2020

LB Drue Tranquill (Notre Dame)

- 2019 NFL Fourth Round pick (Los Angeles Chargers)
- Dynamic special teams player in both college and the NFL

LB Malik Reed (Nevada)

- 2019 UDFA (Denver Broncos); made the team and developed into a starter in 2020

OL Austin Corbett (Nevada)

- 2018 NFL Draft Second Round pick (Cleveland Browns)
- 2017 Senior Bowl
- 2017 Semifinalist, Burlsworth Trophy

OL Joel Bitonio (Nevada)

- 2014 NFL Draft Second Round pick (Cleveland Browns)
- 2014 NFL First Team All-Pro

LB Manti Te'o (Notre Dame)

- 2013 NFL Draft Second Round pick (San Diego Chargers)
- 2012 Walter Camp Player of the Year
- 2012 Heisman Trophy runner-up
- 2012 Butkus, Nagurski, Lombardi, Bednarik, Lott Maxwell Awards
- 2012 Unanimous All-American

S Tom Zbikowski (Notre Dame)

- 2008 NFL Draft Third Round pick (Baltimore Ravens)
- Tied for most punt returns for touchdown in Notre Dame history
- Two-time AP Third Team All-American (2005, 2006)

LS J.J. Jansen (Notre Dame)

- 10-year NFL veteran
- 2013 NFL Pro Bowl selection

P Geoff Price (Notre Dame)

- Notre Dame's single-season leader for best punting average and second in career punting average

RB Alex Haynes (UCF)

- UCF's all-time leading rusher



MARCUS FREEMAN

Bob Hinton Defensive Coordinator/Linebackers
12th Year Coaching, First Year at Notre Dame

THE FREEMAN FILE

Hometown	Huber Heights, Ohio
High School	Wayne High School
College	Ohio State (2007, B.S.; 2011, M.S.)
Wife	Joanna
Children	Vinny, Siena, Gino, Nico, Capri and Rocco

PLAYING EXPERIENCE

2004-08	Ohio State	Linebacker
2009	Chicago Bears	Linebacker
	Buffalo Bills	Linebacker
	Houston Texans	Linebacker

BOWLS PLAYED

2005	Ohio State (Alamo)
2006	Ohio State (Fiesta)
2007	Ohio State (BCS National Championship)
2008	Ohio State (BCS National Championship)

COACHING CAREER

2010	Ohio State	Graduate Assistant
2011-12	Kent State	Linebackers
2013-15	Purdue	Linebackers
2016	Purdue	Co-Defensive Coordinator/Linebackers
2017-20	Cincinnati	Defensive Coordinator/Linebackers
2021-	Notre Dame	Bob Hinton Defensive Coordinator/Linebackers

BOWLS/PLAYOFFS COACHED

2010	Ohio State (Sugar)	2019	Cincinnati (Birmingham)
2012	Kent State (GoDaddy.com)	2020	Cincinnati (Peach)
2018	Cincinnati (Military)		

PERSONAL INFORMATION

- A four-year letterwinner for the Buckeyes from 2004 to 2008, played under Luke Fickell and earned second team All-Big Ten honors in 2008 while helping lead Ohio State to four conference titles, three BCS bowls and two trips to the national title game during his career.
- Played in the 2009 Senior Bowl and was a fifth-round draft pick of the Chicago Bears, spending time with the Bears, Buffalo Bills and Houston Texans before a medical condition ended his playing career.
- A 2007 Ohio State graduate, earned Academic All-Big Ten and academic all-district honors.
- In 2011, earned a master's degree in sports management from Ohio State.
- Graduated from Wayne High School in Huber Heights, Ohio, and was a Parade All-American

COACHING ACCOMPLISHMENTS

- 2020 247Sports.com Defensive Coordinator of the Year and 2020 Broyles Award Finalist; 2018 & 2019 Broyles Award nominee
- In 2020, the Bearcats (9-1) earned a bid to the Peach Bowl as the No. 8-ranked team in the nation and won the American Athletic Conference Championship, the program's first outright league title since 2009, when Cincinnati's head coach was Brian Kelly.
- Cincinnati's defense ranked in the Top 20 nationally in several categories for 2020-21, including being ranked 13th in total defense (324.6 yards per game) and eighth in

scoring defense (16.8 points per game) among all FBS teams.

- In addition, the Bearcats were third in team passing efficiency defense (101.25), 14th in rushing defense (111.1 yards per game), 15th in red zone defense (0.735), 17th in fourth down defense (0.375 rate), 16th in team sacks (3.00 per game) and 10th in turnovers gained (21).
- Coached the Bearcats to back-to-back 11-win seasons in 2018 and 2019, the 2019 American Athletic Conference East Division Championship and consecutive bowl-game wins in the 2018 Military Bowl and 2019 TicketSmarter Birmingham Bowl.
- The Bearcats finished atop the 2019 AAC ranks in scoring defense for the second-straight season and ranked among the league's top three in rushing and total defense.
- Cincinnati led the American in 2018 in rushing defense, scoring defense and total defense and ranked among the Top-15 in the NCAA FBS in all three categories.
- Joined the Bearcats staff after a four-year stint at Purdue. He coached linebackers all four seasons and served as the Boilermakers co-defensive coordinator in 2015.
- Freeman coached linebackers at Kent State from 2011-12, helping develop all-conference selections Luke Batton and C.J. Malauulu.
- Freeman started his coaching career as a graduate assistant coach at his alma mater, Ohio State, in 2010 and the Buckeyes went 12-1 with a victory in the Sugar Bowl.

DYNAMIC DISCIPLES

CB Ahmad Gardner (Cincinnati)

- Garnered multiple All-America selections, being named to the FWAA and USA TODAY first teams, in addition to the Associated Press, AFCA and The Athletic second teams. Gardner was also named first team All-AAC.

S Darrick Forrest (Cincinnati)

- Named 2020 Honorable-Mention All-American Athletic Conference and 2019 First-Team All-American Athletic Conference, totaling 200 tackles, six interceptions with 96 return yards, 12 passes defended and a fumble recovery
- Drafted by the Washington Football Team in the fifth round of the 2021 NFL Draft

S James Wiggins (Cincinnati)

- 2021 The Athletic First-Team All-American and Associated Press Second-Team All-American, 2020 First-Team All-American Athletic Conference, 2020 Jim Thorpe Award Semifinalist, 2018 Second-Team All-AAC
- Totaled 87 tackles with five interceptions, 18 passes defended and two forced fumbles
- Drafted by the Arizona Cardinals in the seventh round of the 2021 NFL Draft

LB Markus Bailey (Purdue)

- Honorable Mention All-Big Ten selection in 2016. Bailey led the Boilermakers with 97 total tackles, 61 solo stops, and four interceptions in 2016 after starting in 12 games.

LB Jimmy Herman (Purdue)

- Earned Purdue's Guy "Red" Mackey Award and the Noble E. Kizer Award, for exemplifying the overall success of the University's intercollegiate athletics program and earning the highest GPA among football players over the 2016 calendar year, respectively. Herman posted 138 tackles over his final two seasons.

LB Ja'Whaun Bentley (Purdue)

- A USA Today Freshman All-American in 2014, averaged 6.7 tackles per game under Freeman's coaching and was voted a captain by his teammates prior to the 2015 season.

LB Danny Ezechukwu (Purdue)

- Broke out with a 43-tackle season as a redshirt freshman in 2014 and followed it up with 79 stops in 2015, the most by any of Purdue's linebackers and second on the team. Added 52 stops in 2016, finishing among the top-four tacklers on the team.

ILB Luke Batton (Kent State)

- Earned second team All-Mid-American Conference honors in 2012 after finishing with 143 total tackles, including 80 solo stops, after being named third-team all-conference in 2011.

OLB C.J. Malauulu (Kent State)

- Was a third team all-conference selection in 2012, recording 72 total tackles, after being a second-team all-conference honoree in 2011.



TOMMY REES

John and Bobbie Arlotta Family Offensive Coordinator/Bob and Leslie Mohr Family Quarterbacks Coach
Seventh Year Coaching, Fifth Year at Notre Dame

THE REES FILE

Hometown	Lake Bluff, Illinois
High School	Lake Forest High School
College	Notre Dame (Management Consulting, 2013)

PLAYING EXPERIENCE

2010-13	Notre Dame	Quarterback
2014	Washington Redskins	Quarterback

BOWLS/PLAYOFFS PLAYED

2010	Notre Dame (Sun)	2012	Notre Dame (BCS National Championship)
2011	Notre Dame (Champs Sports)	2013	Notre Dame (Pinstripe)

COACHING CAREER

2015	Northwestern	Graduate Assistant (Offense)
2016	San Diego Chargers	Offensive Assistant
2017-2019	Notre Dame	Quarterbacks
2020-	Notre Dame	Offensive Coordinator/Quarterbacks

BOWLS/PLAYOFFS COACHED

2015	Northwestern (Outback)	2019	Notre Dame (Camping World)
2017	Notre Dame (Citrus)	2020	Notre Dame (CFP - Rose)
2018	Notre Dame (CFP-Cotton)		

PERSONAL INFORMATION

- Four-year letterwinner at quarterback for Notre Dame from 2010-13
- Finished his Notre Dame career as one of the most prolific quarterbacks in school history
- Ranks in the top five in Notre Dame history in 21 different single-game, single-season or career passing categories
- Registered a 23-8 (.733) career record as the Irish starting quarterback
- Only one Notre Dame quarterback has ever collected more TD passes, while just two have thrown for more yards
- Named Notre Dame Offensive Player of the Year as a senior in 2013 (threw for 3,257 yards and 27 TDs)
- Third signal caller in school history to eclipse the 3,000-yard passing mark in a season and only three Irish quarterbacks have ever registered more TD passes in a year
- Ranked 11th in the FBS in passing yards per completion (14.54), 19th in passing touchdowns (27), 24th in passing yards (3,257), t-35th in point responsibility (162), t-45th in point responsibility/game (12.5) and 30th in passing yards/game (250.5) in 2013

COACHING ACCOMPLISHMENTS

- Second season as the Notre Dame offensive coordinator in 2021 after being the quarterbacks coach from 2017-2019
- Coached starting signal caller Ian Book, the winningest quarterback in Notre Dame history
- In 2020, Book led the Irish to their second appearance in the College Football Playoffs in the last three years in 2020, on his way to becoming the all-time winningest quarterback in Notre Dame history. In his final season at Notre Dame, Book completed 228-of-353 passes, good for 2,830 yards and 15 touchdowns.
- Book, a top-10 Heisman finisher, was named the 2020 Pop Warner College Football Award winner. He was also tabbed as a finalist for the Manning Award, as well as being selected to the Top 10 for the Johnny Unitas Golden Arm Award. In addition to being a semifinalist for the Davey O'Brien Award, he was named to the award's Great 8 list four times. Book was additionally selected as a semifinalist for the Maxwell Award and the Walter Camp Player of the Year Award, also earning ACC Quarterback of the Week following the Pitt game and Manning Award Star of the Week following the Boston College game. On top of it all, he was also selected as a finalist for the Senior CLASS Award.
- Book was drafted in the fourth round of the 2021 NFL Draft by the New Orleans Saints
- Book, who opened his starting career with nine consecutive victories, was the first Notre Dame quarterback to win at least eight consecutive games as the starter to open a season since Terry Hanratty was the Irish quarterback in eight straight victories in the 1966 national championship season
- Book started all 13 games at QB in 2019, finishing the year 240-for-399 for 3,034 yards and 34 TDs to just six interceptions while being named a top-20 finalist for the Johnny Unitas Golden Arm Award
- Book became the first QB in Notre Dame history with at least 2,500 passing yards, 500 rushing yards and 30 TD passes in a season (Oklahoma's Jalen Hurts was the only other FBS QB to reach those milestones in 2019)
- His 34 passing TDs on the year marked the second-most in a season by an Irish QB, trailing only Brady Quinn's 37 in 2006
- Book had five games in 2019 with four or more passing TDs, the most in a Notre Dame football season
- Named 2018 FootballScoop Quarterbacks Coach of the Year
- Book ranked eighth in the FBS with a 68.2 completion percentage in 2018, and ranked 17th in passing efficiency with a 154.0 rating; Book set a school record in completion percentage in 2018 (68.2) -- besting Jimmy Clausen's mark in 2009 (68.0)
- Book threw for 2,628 yards and 19 TDs with only seven interceptions in 2018, and was named a semifinalist for both the Maxwell Award and the Davey O'Brien Award and a finalist for the Manning Award, also became the first FBS quarterback to win his first five starts of a season while completing 70.0-plus percent of his passes in each game since Russell Wilson at Wisconsin in 2011
- Mentored Brandon Wimbush to a 4-0 record as a starting quarterback in 2018. Wimbush, who went 13-3 as a starter at Notre Dame, ranks eighth in school history for best winning percentage as a starter
- Coached Wimbush, who was the only starting signal caller in college football to defeat four teams that finished 2017 ranked in the Associated Press Top 25. The four victories over teams that finished 2017 ranked in the Associated Press Top 25 were the most by an Irish quarterback since 1990 -- when Rick Mirer registered five
- Wimbush was the third QB in school history to eclipse both 500 rushing yards and 1,000 passing yards in the same season, joining Tony Rice (1988 and '89) and DeShone Kizer (2015)
- Guided Book, who started in Notre Dame's 33-10 victory at North Carolina and came off the bench to help the Irish rally past No. 16 LSU, 21-17, in the 2018 Citrus Bowl
- Returned to his alma mater following one season as an offensive assistant with the San Diego Chargers where he worked with an offense that ranked tied for seventh in the NFL in passing (262.4), ninth in scoring (25.6), t-12th in yards/play (5.6) and 14th in



total offense (356.8)

- San Diego quarterback Philip Rivers threw for 4,386 yards and 33 TDs, which ranked fourth and fifth, respectively, in the NFL in 2016
- Broke into the coaching ranks in 2015 at Northwestern, where he served as an offensive graduate assistant
- The Wildcats went 10-3 and finished the year ranked No. 23 in the final Associated Press poll
- Aided Northwestern redshirt freshman quarterback Clayton Thorson, who became the first quarterback in school history to lead the Wildcats to 10 wins in his first season as a starter

DYNAMIC DISCIPLES

QB Ian Book (Notre Dame)

- Winningest QB in program history
- 2021 Fourth Round NFL Draft pick (New Orleans Saints)

QB Brandon Wimbush (Notre Dame)

- Ranked eighth in school history for best winning percentage as a starter (13-3)
- Third QB in school history to eclipse both 500 rushing yards and 1,000 passing yards in the same season in 2017, joining Tony Rice (1988 and '89) and DeShone Kizer (2015)

WR Tyrell Williams (Los Angeles Chargers)

- One of only four undrafted rookies to earn a spot on the active roster out of training camp in 2015
- Registered 69 catches for 1,059 and seven TDs in 16 games (12 starts)



MIKE ELSTON
Recruiting Coordinator/Defensive Line
25th Year Coaching, 12th Year at Notre Dame

THE ELSTON FILE

Hometown	St. Marys, Ohio
High School	Memorial High School
College	Michigan (Sport Management and Communications, 1998)
Wife	Beth
Children	Daughters - Olivia, Sophia and Isabella

PLAYING EXPERIENCE

1993-96	Michigan	Outside Linebacker
---------	----------	--------------------

BOWLS/PLAYOFFS PLAYED

1993	Michigan (Hall of Fame)	1995	Michigan (Alamo)
1994	Michigan (Holiday)	1996	Michigan (Outback)

COACHING CAREER

1997	Michigan	Student Assistant
1998	Michigan	Video Intern
1999-2000	Michigan	Graduate Assistant/Outside Linebackers
2001	Eastern Michigan	Defensive Ends
2002-03	Eastern Michigan	Recruiting Coordinator/Defensive Line
2004	Central Michigan	Defensive Line
2005	Central Michigan	Co-Defensive Coordinator/Defensive Line
2006	Central Michigan	Linebackers/Special Teams Coordinator
2007-08	Cincinnati	Recruiting Coord./Tight Ends/Special Teams Coord.
2009	Cincinnati	Asst. Head Coach/Defensive Line/Special Teams Coord.
2010-11	Notre Dame	Defensive Line/Special Teams Coordinator
2012-14	Notre Dame	Defensive Line
2015-16	Notre Dame	Recruiting Coordinator/Linebackers
2017-	Notre Dame	Associate Head Coach/Defensive Line

BOWLS/PLAYOFFS COACHED

1997	Michigan (Rose)	2012	Notre Dame (BCS National Championship)
1998	Michigan (Citrus)	2013	Notre Dame (Pinstripe)

1999	Michigan (Orange)	2014	Notre Dame (Music City)
2000	Michigan (Citrus)	2015	Notre Dame (Fiesta)
2006	Central Michigan (Motor City)	2017	Notre Dame (Citrus)
2007	Cincinnati (Papajohns.com)	2018	Notre Dame (CFP-Cotton)
2009	Cincinnati (Orange)	2019	Notre Dame (Camping World)
2010	Notre Dame (Sun)	2020	Notre Dame (CFP-Rose)
2011	Notre Dame (Champs Sports)		

PERSONAL INFORMATION

- Four-year member of Michigan's football team (1993-96)
- Three-year letter winner for the Wolverines as an outside linebacker (1994-96)

COACHING ACCOMPLISHMENTS

- Entering 12th season at Notre Dame, elevated to Run Game Coordinator and Recruiting Coordinator heading into the 2021 season
- Member of the Notre Dame coaching staff since 2010, served as the recruiting coordinator from 2015-17 and associate head coach from 2017-20; Coached the Irish linebackers for two seasons (2015-16); Returned to the defensive line in 2017, a position he coached at Notre Dame from 2010-14
- In his time at Notre Dame, during which he has spent time with both the defensive line and linebacker units, Elston has coached 12 NFL draftees, including five players drafted from 2019 on.
- Defensively the Irish ranked in the Top-10 nationally in third down conversion percentage defense (.294, 6th) and fumble recovered (10, 7th) during the 2020 season
- The Irish defense ranked in the top-20 nationally during 2020 in scoring defense (18.6, 14th), team TFL (7.8, 14th), rushing defense (110.5, 15th), passing efficiency defense (119.13, 20th) and total defense (335.1, 20th)
- The Irish defense had six straight games allowing less than 100 yards rushing going up against some of the prolific running backs in the country in 2020
- Produced two NFL Draft picks in both 2020 and 2021, with Julian Okwara and Khalid Kareem in 2020 and Daelin Hayes and Adetokunbo Ogundejii in 2021
- Helped Hayes comeback from injury and earned semifinalist honors for the Mayo Clinic Comeback Player of the Year award. Hayes won the Freddie Solomon Community Spirit Award, and was also named a finalist for the Jason Witten College Man of the Year
- Myron Tagovailoa-Amosa was named second team All-ACC while Hayes, Ade Ogundejii and Kurt Hinish earned Honorable Mention All-ACC honors
- Helped Notre Dame's 2019 defense rank in the top-25 FBS rankings in fewest TD passes allowed (7, t-2nd), passing yards allowed/attempt (5.4, t-3rd), pass efficiency defense (100.8/4th), fewest plays of at least 30 yards (12, 4th), fewest plays of at least 40 yards (4, t-4th), fewest total yards/play (4.53, 8th), fewest plays of at least 20 yards (35, 8th), fewest TDs allowed (24, t-8th), fewest plays of at least 50 yards (2, t-8th), points allowed/game (17.3 t-9th) and total defense (331.5, 21st)
- Helped the defensive line combine for 23.5 sacks and 42.5 TFLs in 2018, which is remarkable considering the defensive line managed just 3.0 sacks and 23.5 TFLs in 2016
- Mentored All-American Jerry Tillery in 2018 to his best season in an Irish uniform. Tillery led all FBS interior defensive lineman in total QB hurries (31), sacks (8.0) and quarterback hits (44), and was the third highest-rated interior defensive lineman by Pro Football Focus against the run (31.6). Also tied for third among FBS interior defensive lineman in sacks (8.0)
- Coached the junior tandem of Khalid Kareem and Julian Okwara to breakout seasons as well in 2018; Okwara registered 7.0 sacks and 11.5 TFLs, while Kareem recorded 4.5 sacks and 10.0 TFLs
- Irish defensive line registered 16.5 sacks in 2017; Seven different defensive linemen recorded sacks in 2017, which equals the total of defensive linemen with sacks over the previous two years combined
- Jaylon Smith eclipsed 100 tackles in consecutive seasons and no Power 5 linebacker, other than Smith, made the following claim in 2015: 114 or more tackles, 9.0 TFLs and five PBUs
- Oversaw the Notre Dame special teams units in 2010 and 2011

- Aided in the mentorship of four freshman defensive linemen in 2014, Jay Hayes, Daniel Cage, Andrew Trumbetti and Grant Blankenship — all of whom played significantly as rookies
- Played critical role in the development of Sheldon Day, who was drafted in the fourth round of the 2016 NFL Draft by the Jacksonville Jaguars
- Developed Stephon Tuitt and Louis Nix III into second- and third-round NFL Draft picks (2014), respectively
- Mentored the first tandem of Irish defensive linemen to be chosen in the top three rounds of the same draft since 1997
- Helped Tuitt finish his career with 21.5 sacks — tied for third in school history
- Major impact on Kapron Lewis-Moore's development into a sixth-round NFL Draft pick in 2013 — would have been drafted much higher had it not been for a torn ACL suffered in the 2013 Bowl Championship Series National Championship Game
- Injuries ravaged the Irish defensive line in 2013 — trio of Day, Nix III and Tuitt were on the field together for only 23 plays over final 10 games of the season
- Led an Irish defensive line that allowed only four rushing touchdowns in 2012 (first did not come until the eighth game of the year) — the fewest in the FBS
- Tuitt and Nix III became the first pair of Irish defensive linemen to earn All-America status in same season since 1989
- Oversaw a Notre Dame defensive line that helped hold eight different opponents to under 100 yards rushing in 2012, which was tied for the most of any BCS automatic-ly-qualifying school
- Mentored an Irish defensive line unit that helped limit their foes to 3.47 yards per rush, which ranked 17th in the FBS
- Helped Notre Dame kick returner George Atkinson III rank 19th in the FBS in kickoff return average (26.1) in 2011
- Irish kick return unit improved from 75th in the FBS in 2010 to 36th in 2011
- Helped David Ruffer to an All-America caliber season in 2010 and was named a finalist for the Lou Groza Award, presented to college football's top place kicker
- Helped Ruffer convert his first 18 field-goal attempts of 2010, which snapped school records for most consecutive made field goals in a season (18) and career (23)
- Held responsibilities of assistant head coach, recruiting coordinator, special teams coordinator, tight ends coach and defensive line coach over three years at Cincinnati (2007-09)
- Helped implement a new scheme in 2009 with three first-year starters on a Bearcats' defensive line that limited their opponents to 3.6 rushing yards per carry
- Coached a Cincinnati defensive line in 2009 that played a major role as the Bearcats registered the third-most tackles for loss and 10th-most sacks in the FBS
- Helped Ricardo Mathews earn second-team all-BIG EAST honors as he led Cincinnati with 12.5 tackles for loss, and Alex Daniels paced the defensive line with 56 tackles and 8.5 sacks
- Served as Cincinnati's special teams coordinator in 2009 for the third straight season
- Guided Mardy Gilyard as he captured BIG EAST Special Teams Player of the Year for the second consecutive season in 2009
- Gilyard averaged 30.5 yards per kickoff return and 12.6 yards per punt return
- Coached a Bearcats' kickoff return unit that ranked second in the nation in 2009, averaging 28.5 yards per kickoff return
- Mentored two-time Associated Press All-America punter (2007, 2008) and 2007 consensus selection Kevin Huber at Cincinnati
- Critical reason the Bearcats became only the fourth team in FBS history to lead the nation in net punting in consecutive seasons
- Helped Kevin Huber capture the 2007 BIG EAST Special Teams Player of the Year award after he led the nation averaging 46.9 yards per punt
- Spent three seasons at Central Michigan (2004-06) under Irish head coach Brian Kelly
- Coached two all-MAC linebackers in 2006, including the league's top tackler
- Served as CMU's co-defensive coordinator and defensive line coach in 2005 and mentored Dan Bazuin, who led the nation with 26.5 tackles for loss and tied a MAC

record with 16 sacks

- First full-time coaching job came at Eastern Michigan University (2001-03) where he coached defensive line and then added recruiting coordinator responsibilities his final two years
- First taste of coaching came as a graduate assistant at the University of Michigan from 1999-2000

DYNAMIC DISCIPLES

DL Daelin Hayes (Notre Dame)

- Team Captain, Freddie Solomon Community Spirit Award Winner, Jason Witten Collegiate Man of the Year Finalist
- All-ACC Honorable Mention
- Mayo Clinic Comeback Player of the Year Semifinalist
- Drafted in the fifth round of the 2021 NFL Draft by the Baltimore Ravens

DL Adetokunbo Ogundeji (Notre Dame)

- Team Captain
- All-ACC Honorable Mention
- Drafted in the fifth round of the 2021 NFL Draft (Atlanta Falcons)

DL Julian Okwara (Notre Dame)

- Team captain
- Drafted in the third round of the 2020 NFL Draft (Detroit Lions)

DL Khalid Kareem (Notre Dame)

- 2020 NFL Draft Fifth Round pick (Cincinnati Bengals)
- PFF's highest-rated defensive player in 2019 (85.1)

DL Jerry Tillery (Notre Dame)

- 2019 NFL Draft First Round pick (Los Angeles Chargers)
- 2018 First Team All-American (CBS Sports, Sports Illustrated)

LB Jaylon Smith (Notre Dame)

- 2016 NFL Draft Second Round pick (Dallas Cowboys)
- 2015 Consensus All-American
- 2015 Butkus Award Recipient

DT Sheldon Day (Notre Dame)

- 2016 NFL Draft Fourth Round pick (Jacksonville Jaguars)
- 2015 First Team All-American

DL Stephon Tuitt (Notre Dame)

- 2014 NFL Draft Second Round pick (Pittsburgh Steelers)
- 2012 First Team All-American

DL Louis Nix III (Notre Dame)

- 2014 NFL Draft Third Round pick (Houston Texans)
- 2012 Third Team All-American

PK David Ruffer (Notre Dame)

- 2010 Lou Groza Award finalist

WR Mardy Gilyard (Cincinnati)

- 2009 BIG EAST Special Teams Player of the Year
- 2008 BIG EAST Special Teams Player of the Year

P Kevin Huber (Cincinnati)

- 2007, 2008 First Team All-American
- 2007 BIG EAST Special Teams Player of the Year

DE Dan Bazuin (Central Michigan)

- 2007 NFL Draft Second Round pick (Chicago Bears)
- Led NCAA with 26.5 tackles for loss in 2005
- Tied MAC record with 16 sacks



DEL ALEXANDER
Wide Receivers
26th Year Coaching, Fifth Year at Notre Dame

THE ALEXANDER FILE

Hometown	Los Angeles, California
High School	University High School
College	USC (Social Sciences/History, 1995)
Wife	Star
Children	Sons - JD, Jalen and Drew

PLAYING EXPERIENCE

1992	West Los Angeles College	Wide Receiver
1993-94	USC	Wide Receiver

BOWLS/PLAYOFFS PLAYED

1993	USC (Freedom)
1994	USC (Cotton)

COACHING CAREER

1995	USC	Assistant Video Coordinator
1996-97	USC	Graduate Assistant (Tight Ends)
1998	UNLV	Wide Receivers
1999	San Diego Chargers	Senior Offensive Assistant (Running Backs)
2000-01	UNLV	Passing Game Coordinator/Wide Receivers/Quarterbacks
2002	UNLV	Wide Receivers/Quarterbacks
2003-04	Oregon State	Recruiting Coordinator/Wide Receivers
2005-06	San Diego	Running Backs/Assistant Special Teams Coordinator
2007-11	Wisconsin	Wide Receivers
2012-15	Arizona State	Passing Game Coordinator/Wide Receivers
2016	Arizona State	Tight Ends
2017-	Notre Dame	Wide Receivers

BOWLS/PLAYOFFS COACHED

1995	USC (Rose)	2012	Arizona State (Fight Hunger)
2000	UNLV (Las Vegas)	2013	Arizona State (Holiday)
2003	Oregon State (Las Vegas)	2014	Arizona State (Sun)
2004	Oregon State (Insight)	2015	Arizona State (Cactus)
2007	Wisconsin (Outback)	2017	Notre Dame (Citrus)
2008	Wisconsin (Champs Sports)	2018	Notre Dame (CFP-Cotton)
2009	Wisconsin (Champs Sports)	2019	Notre Dame (Camping World)
2010	Wisconsin (Rose)	2020	Notre Dame (CFP-Rose)
2011	Wisconsin (Rose)		

COACHING ACCOMPLISHMENTS

- Fifth season as the Irish wide receivers coach in 2021
- Mentored graduate student WRs Javon McKinley and Ben Skowronek to standout seasons in 2020, as Skowronek was selected in the seventh round of the 2021 NFL Draft by the Los Angeles Rams and McKinley signed as a free agent with the Detroit Lions. In 2020, both receivers posted a game with three receiving TDs. No other Notre Dame player has ever recorded more receiving touchdowns in a single game vs. a Power 5 opponent than McKinley's (vs. Syracuse) and Skowronek's three (vs. Boston College).
- Critical in the development of 2020 second-round pick Chase Claypool (Pittsburgh), 2019 third-round pick Miles Boykin (Baltimore) and San Francisco 49ers signee Chris Finke
- Claypool led the Irish and recorded career-highs in receptions (66), receiving yards (1037) and receiving TDs (13) in his final season in 2019

- Boykin, who entered 2018 with 18 career receptions for 334 yards and three TDs, hauled in 59 passes for 872 yards and eight TDs - all team-highs - in his final season in 2018
- Finke, a former walk-on, hauled in 90 catches for 1,032 yards and six TDs in his final two seasons
- Spent five years at Arizona State (2012-16), including four as the passing game coordinator/wide receivers coach and one as the tight ends coach
- Helped the 2015 Sun Devil aerial attack continue to operate at a high rate of efficiency (299.1 yards/game)
- Mentored graduate transfer wideout Devin Lucien in his only season at Arizona State, where Lucien led the Sun Devils with 1,075 receiving yards and eight TDs on 66 catches (Lucien had caught 58 passes for 752 yards and four TDs in his three previous seasons at UCLA)
- In 2014, Alexander's wide receivers accounted for 57 percent of the Sun Devils TDs and 61 percent of their total yardage
- Under his tutelage, Jaelen Strong, Gary Chambers and Cameron Smith all recorded career seasons
- Arizona State averaged 36.9 points/game (16th in the nation) and registered 34 receiving TDs (13th in the nation)
- The Sun Devils' passing game thrived in '12 as ASU pass catchers caught 33 TDs (second-most in school history) and helped (then) first-year quarterback Taylor Kelly establish a single-season school record for completion percentage
- Before joining the Arizona State staff, Alexander spent five seasons at Wisconsin as the wide receivers coach (2007-11)
- Part of two Big Ten championships and five bowl appearances, including back-to-back Rose Bowls in 2010 and 2011
- Saw the Badgers offense turn in some of the most prolific passing seasons in school history
- In 2011, Wisconsin passed for 3,280 yards — the highest total in school history
- Mentored All-Big Ten wide receiver Nick Toon, who led the team with 64 catches for 926 yards and 10 TDs
- Toon finished with the third-most receiving yards in school history and the fifth-most TD catches
- In 2009, the Badgers passed for the fourth-highest yardage total in school history (2,770 yards)
- Prior to his tenure at Wisconsin, Alexander served as the running backs coach, assistant travel coordinator, assistant special teams coordinator and NCAA rules representative at the University of San Diego (2005-06) under then-coach Jim Harbaugh
- The Toreros, who led the nation in offense in 2005, won conference championships in both '05 and 2006
- Served as the recruiting coordinator and wide receivers coach at Oregon State for two years (2003-04)
- Beavers placed wide receivers on the All-Pac-10 first team during each of his two seasons
- Coached wide receivers and quarterbacks at UNLV for three seasons (2000-02), and also served as the passing game coordinator for the Rebels in 2000-01
- Coached players earned first-team All-Mountain West accolades in each of his three years
- Worked for the San Diego Chargers in 1999 as a senior offensive assistant (running backs) and also had responsibilities with quality control, video analysis, opponent summaries and self scout
- Coached wideouts at UNLV in 1998
- Began coaching career in 1995 at USC as an assistant video coordinator
- Spent two years (1996-97) as a graduate assistant for the Trojans working with the tight ends

DYNAMIC DISCIPLES

WR Chase Claypool (Notre Dame)

- 2020 NFL Draft Second Round pick (Pittsburgh Steelers)

WR Miles Boykin (Notre Dame)

- 2019 NFL Draft Third Round pick (Baltimore Ravens)

WR Equanimeous St. Brown (Notre Dame)

- 2018 NFL Draft Sixth Round pick (Green Bay Packers)

WR Devin Lucien (Arizona State)

- 2016 NFL Draft Seventh Round pick (New England Patriots)
- Phil Steele's Postseason All-Pac-12 Third Team
- Led Arizona State with 1,075 receiving yards and eight TDs on 66 receptions in 2015

WR Jaelen Strong (Arizona State)

- 2015 NFL Draft Third Round pick (Houston Texans)
- 2014 Sporting News, Sports Illustrated, CBS Sports and ESPN.com Second Team All-American
- 2014 Biletnikoff Award Semifinalist

WR Rashad Ross (Arizona State)

- Standout receiver for Arizona State who went on to play in the NFL, AFL, XFL and CFL for a football career approaching 10 years as a professional

WR Jared Abbrederis (Wisconsin)

- Winner of the 2013 Burlsworth Trophy
- Finished his collegiate career tied for the Badgers' all-time receptions record
- Selected in the fifth round of the 2014 NFL Draft (Green Bay Packers)

WR Nick Toon (Wisconsin)

- 2012 NFL Draft Fourth Round pick (New Orleans Saints)
- Third in school history with 2,447 career receiving yards and 171 career receptions
- Fifth at Wisconsin with 18 career receiving TDs

WR Mike Hass (Oregon State)

- 2006 NFL Draft Sixth Round pick (New Orleans Saints)
- 2005 Biletnikoff Award recipient
- Two-time All-American

WR James Newson (Oregon State)

- 2003 All-Pac-12 First Team
- Second in school history with 3,572 career receiving yards and 213 career receptions
- Tied for first at Oregon State with 20 career receiving TDs



JOHN MCNULTY

Tight Ends Coach
31st Year Coaching, Second Year At Notre Dame

THE MCNULTY FILE

Hometown	Scranton, Pennsylvania
High School	Abington Heights
College	Penn State (1990)
Wife	Kim
Children	Daughters: Abigail, Allison, Megan and Kaitlyn

PLAYING EXPERIENCE

1988-90	Penn State	Safety
---------	------------	--------

BOWLS PLAYED

1989	Penn State (Holiday)	1990	Penn State (Blockbuster)
------	----------------------	------	--------------------------

COACHING CAREER

1991-94	Michigan	Graduate Assistant
1995-97	UConn	Wide Receivers
1998-99	Jacksonville Jaguars	Offensive Quality Control
2000-02	Jacksonville Jaguars	Wide Receivers
2003	Dallas Cowboys	Wide Receivers
2004-05	Rutgers	Wide Receivers
2006	Rutgers	Asst. Offensive Coordinator/Quarterbacks
2007-08	Rutgers	Offensive Coordinator/Quarterbacks
2009-11	Arizona Cardinals	Wide Receivers
2012	Arizona Cardinals	Quarterbacks
2013	Tampa Bay Buccaneers	Quarterbacks
2014-15	Tennessee Titans	Quarterbacks
2016-17	San Diego/LA Chargers	Tight Ends
2018	Rutgers	Offensive Coordinator/Quarterbacks
2019	Penn State	Analyst
2020-	Notre Dame	Tight Ends

BOWLS/PLAYOFFS COACHED

1991	Michigan (Rose)	2006	Rutgers (Texas)
1992	Michigan (Rose)	2007	Rutgers (International)
1993	Michigan (Hall of Fame)	2008	Rutgers (Papa Johns)
1994	Michigan (Holiday)	2019	Penn State (Cotton)
2005	Rutgers (Insight)	2020	Notre Dame (CFP-Rose)

PERSONAL INFORMATION

- Walk-on safety at Penn State, was a part of two bowl teams for the Nittany Lions
- Began coaching career as a graduate assistant at Michigan
- Spent 15 seasons in the NFL as an assistant, including stints working for Bill Parcells and Tom Coughlin

COACHING ACCOMPLISHMENTS

- Enters 16th collegiate coaching season, has mentored six All-Americans or freshman All-Americans to date; has also coached in the NFL for 15 seasons
- Started at Notre Dame in 2020, coaching the Irish tight ends.
- In 2020, en route to a berth in the College Football Playoff, Irish tight ends made noise in both the pass and run game, led by eventual NFL draftee Tommy Tremble and true freshman phenom Michael Mayer.
- Mayer's 42 receptions in 2020 (tied for the overall team lead) were the most in a single season by a Notre Dame true freshman tight end in Irish history, and rank seventh all-time among single season totals by Notre Dame tight ends.
- In addition to the threat in the air, the Notre Dame tight end unit was a force in run-blocking roles, helping Notre Dame RB Kyren Williams earn a 1,000-yard rushing season (1,125 total).
- Tremble, who often served as lead blocker for Williams, was drafted in the third round of the 2021 NFL Draft by the Carolina Panthers. With Tremble's selection, every



Notre Dame week one starting tight end since 2003 has been drafted, beginning with Anthony Fasano.

- Spent the 2019 season as an analyst at his alma mater, helping Penn State to a Cotton Bowl victory over Memphis.
- Served two stints at Rutgers (2004–08, 2018), including three seasons as offensive coordinator.
- Led one of the most prolific offenses in Rutgers history in 2007, as the Scarlet Knights became the first team in FBS history with a 3,000-yard passer (Mike Teal), 2,000-yard rusher (Ray Rice) and a pair of 1,000-yard receivers (Kenny Britt and Tiquan Underwood). That season, the Scarlet Knights set school records for scoring, first downs and total offense. Britt and Underwood were the first teammates in BIG EAST history with 1,000 receiving yards in the same season
- Rutgers went to four bowls in five years during his first stint in New Jersey, including three straight bowl victories.
- Was the tight ends coach for the San Diego/Los Angeles Chargers for two seasons.
- Coached receivers for the Arizona Cardinals, including All-Pro selection Larry Fitzgerald.
- Mentored QB Mike Glennon to all-rookie honors during the 2013 season in Tampa Bay.
- Spent two seasons as QB coach for the Titans, including Marcus Mariota's all-rookie campaign which saw the QB tie Peyton Manning's record for games with at least three TD passes by a rookie (four). Mariota also broke Tennessee franchise rookie records for passing TDs (19), completions (230) and passing yards (2,818)

DYNAMIC DISCIPLES

TE Tommy Tremble (Notre Dame)

- Heralded as one of the best blocking tight ends in the nation, earned All-ACC Honorable Mention status after his true junior season in 2021.
- Drafted 83rd overall (20th pick of the third round) by the Carolina Panthers. With Tremble's selection, every Notre Dame week one starting tight end since 2003 has been drafted, beginning with Anthony Fasano.

WR Larry Fitzgerald (Arizona Cardinals)

- Pro Bowl selection all three seasons coached

WR Anquan Boldin (Arizona Cardinals)

- In 2009, totaled 84 receptions for 1,024 yards and four TDs

QB Marcus Mariota (Tennessee Titans)

- Set Titans franchise records for passing TDs, completions and passing yards by a rookie

WR Kenny Britt (Rutgers)

- Part of a record-setting offensive attack at Rutgers in 2017
- Went on to play 10 seasons in the NFL

RB Ray Rice (Rutgers)

- In 2007, totaled 380 rushes for 2,012 yards and 24 touchdowns

TE Antonio Gates (San Diego/Los Angeles Chargers)

- Had 83 receptions for 864 yards and 10 TDs in two seasons at the age of 37 playing for McNulty



MIKE MICKENS

Cornerbacks Coach
11th Year Coaching, Second Year At Notre Dame

THE MICKENS FILE

Hometown	Dayton, Ohio
High School	Wayne
College	Cincinnati (Criminal Justice, 2011)
Wife	Jessica
Children	Daughter: Millie

PLAYING EXPERIENCE

2005–08	Cincinnati	Cornerback
	Dallas Cowboys	
2009	Tampa Bay Buccaneers	Cornerback
	Cincinnati Bengals	
	Calgary Stampeders	

BOWLS PLAYED

2006	Cincinnati (International)	2008	Cincinnati (Orange)
2007	Cincinnati (Papa Johns)		

COACHING CAREER

2011	Cincinnati	Defensive Assistant
2012	Indiana State	Defensive Assistant
2013	Idaho	Cornerbacks
2014–17	Bowling Green	Cornerbacks
2018–19	Cincinnati	Cornerbacks
2020–	Notre Dame	Cornerbacks

BOWLS/PLAYOFFS COACHED

2011	Cincinnati (Liberty)	2018	Cincinnati (Military)
2014	Bowling Green (Camellia)	2019	Cincinnati (Birmingham)
2015	Bowling Green (GoDaddy)	2020	Notre Dame (CFP-Rose)

PERSONAL INFORMATION

- Played for Brian Kelly at the University of Cincinnati where he became the school's career leader in interceptions (14) and interception return yards (296); earned All-America honors from the FWAA and Playboy in 2008.
- Was a semifinalist for the Thorpe Award in 2008, as well as a first team All-BIG EAST selection, helping the Bearcats to an Orange Bowl berth.
- Dayton, Ohio, native graduated from Cincinnati with a bachelor's in criminal justice in 2011.
- At Wayne High School, was teammates with current Notre Dame DC Marcus Freeman.
- Selected by the Dallas Cowboys in the 2009 NFL Draft
- Had stints with Tampa Bay and Cincinnati, as well as the CFL's Calgary Stampeders, before retiring due to injury.

COACHING ACCOMPLISHMENTS

- First season at Notre Dame in 2020, coaching cornerbacks; mentored graduate transfer and All-ACC Third Team selection Nick McCloud to a season with a team-leading eight PBU, adding 33 tackles, one INT and two fumble recoveries, both coming in the 47–40 20T victory over then-No. 1 Clemson, including one to seal the win. McCloud was signed as a free agent by the Buffalo Bills.
- Reunited with head coach Brian Kelly, for whom Mickens was a three-time All-BIG EAST selection at Cincinnati
- Came to Notre Dame following two seasons coaching cornerbacks at his alma mater, where the Bearcats had back-to-back 11-win seasons, won two bowl games and the American Athletic Conference East Division Championship in 2019
- The 2019 UC squad led the AAC in scoring defense for the second-straight season and ranked among the league's top-three in rushing and total defense

- Mentored Ahmad Gardner to Freshman All-America status and first-team all-conference honors
- The 2018 edition of the Bearcats defense ranked among the top-15 nationally in rushing defense, scoring defense and total defense
- Spent four years as the cornerbacks coach at Bowling Green
- Helped the Falcons to a MAC championship in 2015, as BGSU was the only team in the conference with more interceptions (20) than TD passes allowed (19), contributing to a league-leading plus-12 turnover ratio
- The 2014 seasons saw a pair of freshman corners combine for nine interceptions, including a school freshman record of five by Nick Johnson
- Mickens began his coaching career at Idaho after serving as a defensive assistant at Cincinnati and Indiana State

DYNAMIC DISCIPLES

CB Ahmad Gardner (Cincinnati)

- Freshman All-American cornerback at Cincinnati in 2019 with three interceptions and eight pass break-ups

CB Alfonso Mack (Bowling Green)

- Had six interceptions and 58 tackles while leading BGSU to a MAC Championship
- Eight tackles and an interception in MAC Championship game victory over Northern Illinois



CHRIS O'LEARY

Pat and Jana Eilers Defensive Backs Coach/Safeties
Seventh Year Coaching, Fourth Year at Notre Dame

THE O'LEARY FILE

Hometown	Terre Haute, Ind.
High School	North Vigo High School
College	Indiana State (2014, B.A.) Georgia State (2016, M.S.)
Wife	Jessie
Children	Jack

PLAYING EXPERIENCE

2010-14	Indiana State	Wide receiver
---------	---------------	---------------

COACHING CAREER

2015	Georgia State	Graduate Assistant (Defensive Line)
2016	Georgia State	Graduate Assistant (Defensive Backs)
2017	Florida Tech	Safeties
2018-19	Notre Dame	Defensive Analyst (Defensive Backs)
2020	Notre Dame	Graduate Assistant (Rovers)
2021-	Notre Dame	Pat and Jana Eilers Defensive Backs Coach/Safeties

BOWLS/PLAYOFFS COACHED

2015	Georgia State (AutoNation Cure)	2019	Notre Dame (Camping World)
2018	Notre Dame (CFP-Cotton)	2020	Notre Dame (CFP-Rose)

PERSONAL INFORMATION

- A wide receiver, saw action in 27 games at Indiana State and hauled in 47 receptions for 397 yards, while also completing 2-of-3 passes for 61 yards and one touchdown for the Sycamores.
- Graduated from Indiana State with a degree in communications in 2014; went on to earn a master's degree in sports administration from Georgia State in December of 2016.
- A native of Terre Haute, Indiana, lettered three years for Coach Chris Barrett at North Vigo High School, earning all-state honorable mention, all-county and all-conference honors.

COACHING ACCOMPLISHMENTS

- Promoted to Pat and Jana Eilers Defensive Backs Coach/Safeties coach in January of 2021.
- Previously served as a graduate assistant coach with the defense during the 2020 season, and as a defensive analyst on Notre Dame's staff since his arrival in March of 2018.
- In each of O'Leary's three seasons, Notre Dame's defense has been among the nation's best in several categories.
- In 2020, the Irish defense was one of the best in the nation defending third-down conversions, allowing just a 0.314 success rate (12th nationally).
- Notre Dame led the ACC in scoring defense (14th in the FBS), surrendering 19.7 points per game, and team passing efficiency defense (126.19) in 2020.
- In 2019, the Irish earned Top-10 standings in total fumbles recovered (19, first), takeaways (28, T-fourth), passing yards allowed/game (168.5, third) and team passing efficiency defense (110.15, fifth).
- The Irish ranked in the Top-10 of the FBS in fewest TD passes allowed (10, third), passing yards allowed/attempt (5.6, T-second), pass efficiency defense (105.6, sixth), fewest plays of at least 30 yards (17, T-10th), and fewest TDs allowed (28, T-10th) in 2018 during its first trip to the College Football Playoff.
- O'Leary was a graduate assistant at Georgia State for the 2015 and 2016 seasons, prior to coaching safeties in 2017 at Florida Tech.



JEFF QUINN

Offensive Line
37th Year Coaching, Seventh Year at Notre Dame

THE QUINN FILE

Hometown	Woodridge, Illinois
High School	Downer's Grove
College	Elmhurst College (B.A., Physical Education, 1984)
Graduate School	DePauw (M.A., Physical Education, 1986) / Grand Valley State (Educational Leadership Master's Degree Endorsement, 2000)
Wife	Shannon
Children	Sons - Kyle (married to Isabel) and Ryan (married to Marissa)

PLAYING EXPERIENCE

1980-84	Elmhurst	Football
1980-84	Elmhurst	Wrestling

COACHING CAREER

1985	DePauw	Graduate Assistant (Offensive Line & Wrestling)
1986-88	Ohio Northern	Offensive Line/Tight Ends Coach, Head Wrestling Coach
1989-2003	Grand Valley State	Associate Head Coach/Offensive Line/Offensive Coordinator
2004-05	Central Michigan	Associate Head Coach/Offensive Line
2006	Central Michigan	Associate Head Coach/Offensive Line/Offensive Coordinator
2007-09	Cincinnati	Offensive Coordinator/Offensive Line
2010-14	Buffalo	Head Coach
2015	Notre Dame	Offensive Analyst
2016	Notre Dame	Assistant Strength and Conditioning Coach
2017	Notre Dame	Senior Offensive Analyst
2018-	Notre Dame	Offensive Line

BOWLS/PLAYOFFS COACHED

1989	Grand Valley State	NCAA Division II Playoffs
1990	Grand Valley State	NCAA Division II Playoffs
1991	Grand Valley State	NCAA Division II Playoffs
1994	Grand Valley State	NCAA Division II Playoffs
1998	Grand Valley State	NCAA Division II Playoffs
2001	Grand Valley State	NCAA Division II Runner-up
2002	Grand Valley State	NCAA Division II National Champions
2003	Grand Valley State	NCAA Division II National Champions
2006	Central Michigan	Motor City
2006	Cincinnati	International
2007	Cincinnati	Papajohns.com
2009	Cincinnati	Orange
2010	Cincinnati	Sugar
2013	Buffalo	Famous Idaho Potato

2015	Notre Dame	Fiesta
2017	Notre Dame	Citrus
2018	Notre Dame	CFP-Cotton
2019	Notre Dame	Camping World
2020	Notre Dame	CFP-Rose

PERSONAL INFORMATION

- 1984 graduate of Elmhurst College where he was a two-sport standout in football and wrestling
- Twice named Student-Athlete of the Year at Elmhurst
- Inducted into Elmhurst's Athletic Hall of Fame in 1993
- Inducted into the Downer's Grove North High School Hall of Fame in 2007

COACHING ACCOMPLISHMENTS

- Enters his 37th year of college coaching
- Produced NCAA, conference and school record-breaking offenses along with winning multiple conference, bowl and national championships
- Seventh season at Notre Dame and fourth as offensive line coach in 2021
- The 2020 offensive line, a Joe Moore Award Finalist, paved the way for ACC Rookie of the Year RB Kyren Williams' 1,000+ yard season.
- In 2020, the offensive line led the ACC and ranked seventh among all FBS teams in time of possession.
- Three Irish offensive linemen were drafted in 2021, with Aaron Banks and Liam Eichenberg going in the second round and Robert Hainsey in the third. Banks and Eichenberg were both consensus All-Americans in 2020.
- His 2019 offensive line helped the Irish rank 13th nationally in scoring offense and 11th in sacks allowed while being named to the Joe Moore Award Midseason Watch List
- Mentored Liam Eichenberg in his junior and senior seasons, during which he did not concede a sack in either year.
- Junior Robert Hainsey also did not allow a sack in 2019 on 423 snaps (252 pass plays)
- His 2018 offensive line, which replaced top-10 NFL Draft picks Quenton Nelson and Mike McGlinchey, was named semifinalist for the Joe Moore Award
- Mentored graduate center Sam Mustipher to an All-American campaign in 2018, Mustipher, who was a finalist for the Rimington Award – given to the nation's top center, was named a First Team All-American by ESPN.com
- His offensive line paved the way in 2018 for senior running back Dexter Williams' breakout season in 2018; Williams rushed for 995 yards and 12 TDs, including four 100-yard rushing games; he averaged 110.6 rushing yards per game
- Other high-profile offensive line protégés include Philadelphia Eagles center Jason Kelce (Cincinnati), San Francisco 49ers left tackle Joe Staley (Central Michigan), Jeff Linkenbach (Cincinnati), Trevor Cantfield (Cincinnati), Drew Mornino (Central Michigan), Eric Ghiaciuc (Central Michigan), Josh Bourke (Grand Valley State – CFL) and Mike Sheldon (Grand Valley State – XFL), among others.
- Kelce — starting center for the 2017 Super Bowl Champion Eagles — has been selected to a pair of NFL Pro Bowls (2014, 2016) and twice has been named All-Pro (2013, 2017); In 2011, Kelce became the first rookie in team history to start every game at center and first Eagles rookie offensive lineman to start all 16 games since Doug Brzezinski (1999); In 2014, Kelce was the first Eagles center named to the Pro Bowl since Jim Ringo after the 1967 campaign
- A former walk-on linebacker that converted to offensive line, Kelce was a two-time All-BIG EAST Conference performer at both guard and center at Cincinnati
- Staley — 11th year starting left tackle for the 49ers — has been selected to six NFL Pro Bowls (2011-15, 2017) and three times has been named All-Pro (2011-13); In 2007, Staley became the first San Francisco rookie offensive lineman to start every single game in a season since Cas Banaszek in 1968
- Staley arrived on Central Michigan's campus as a 225-pound tight end in 2003, but prior to his sophomore season, Quinn asked him to make the switch to offensive tackle
- Served as the head coach at the University at Buffalo (2010-14), which included a 2013 campaign that saw the Bulls finish with an 8-5 record; the eight wins equaled the most for Buffalo in the regular season since it moved to the Football Bowl Subdivision in 1999
- The Bulls also won a school-record six Mid-American Conference games and registered a seven-game winning streak in 2013; Buffalo participated in the Famous Idaho Potato Bowl — the program's second bowl appearance

- Three of his players selected in the National Football League draft, including linebacker Khalil Mack, who was chosen fifth overall by the Oakland Raiders in 2014; Mack was the highest NFL Draft pick in school history and the highest defensive player ever selected from the Mid-American Conference
- As offensive coordinator and offensive line coach at Cincinnati (2007-2009), Quinn helped the Bearcats to a 12-0 regular-season record in 2009 and served as the interim head coach for the Sugar Bowl meeting with defending national champion Florida
- Named a finalist for the 2009 Broyles Award, which is given to the nation's top assistant coach
- Unranked in preseason polls, Cincinnati's undefeated regular season catapulted the Bearcats to No. 3 in the BCS standings and earned them an invitation to the Sugar Bowl, the school's second consecutive BCS game
- Served as associate head coach and offensive coordinator at Central Michigan (2004-06)
- Helped the Chippewas to the 2006 MAC title; Served as interim head coach for Central Michigan in its 31-14 victory over Middle Tennessee in the 2006 Motor City Bowl
- Worked 15 seasons at Grand Valley State (1989-2003); Part of the staff that led the Lakers to back-to-back national championships in 2002 and 2003

DYNAMIC DISCIPLES

OL Liam Eichenberg (Notre Dame)

- 2020 Consensus All-American
- 2020 ACC Jacobs Blocking Trophy winner (best blocker in the conference)
- 2020 Outland Trophy Finalist
- 2021 NFL Draft Second Round pick (Miami Dolphins)

OL Aaron Banks (Notre Dame)

- 2020 Consensus All-American
- 2021 NFL Draft Second Round pick (San Francisco 49ers)

OL Robert Hainsey (Notre Dame)

- Senior CLASS Award All-America First Team, All-ACC Second Team, Associated Press Second Team All-ACC, William V. Campbell Trophy Semifinalist
- 2021 NFL Draft Third Round pick (Tampa Bay Buccaneers)

OL Sam Mustipher (Notre Dame)

- 2018 Rimington Award Finalist
- 2018 ESPN.com First Team All-American

LB Khalil Mack (Buffalo)

- 2016 NFL Defensive Player of the Year
- Two-time NFL All-Pro
- Three-time NFL Pro Bowl selection
- 2014 NFL Draft First Round pick (Oakland Raiders)

OL Jason Kelce (Cincinnati)

- 2018 NFL Super Bowl Champion
- Two-time NFL Pro Bowl selection
- 2017 NFL All-Pro

OL Joe Staley (Central Michigan)

- Six-time NFL Pro Bowl selection
- Three-time NFL All-Pro
- 2007 NFL Draft First Round pick (San Francisco 49ers)



LANCE TAYLOR

Running Backs/Run Game Coordinator
15th Year Coaching, Third Year at Notre Dame

THE TAYLOR FILE

Hometown	Mt. Vernon, Alabama
High School	Citronelle High School
College	Alabama (Business Management, 2003)
Wife	Jamie
Children	Son - Jet; Daughter - Jemma

PLAYING EXPERIENCE

2000-03	Alabama	Wide Receiver
2004	Colorado Crush (Arena League)	Wide Receiver/Defensive Back
2005	Columbus Destroyers (Arena League)	Wide Receiver/Defensive Back
2005	Green Bay Blizzard (af2)	Wide Receiver/Defensive Back
2006	Louisville Fire (af2)	Wide Receiver/Defensive Back

BOWLS/PLAYOFFS PLAYED

2001	Alabama (Independence)
------	------------------------

COACHING CAREER

2007-08	Alabama	Graduate Assistant (Offense)
2009	Appalachian State	Wide Receivers
2010	New York Jets	Coaching Intern
2011	New York Jets	Offensive Quality Control
2012	New York Jets	Assistant Tight Ends/Quality Control
2013	Carolina Panthers	Assistant Wide Receivers
2014-16	Stanford	Running Backs
2017-18	Carolina Panthers	Wide Receivers
2019	Notre Dame	Running Backs
2020-	Notre Dame	Running Backs/Run Game Coordinator

BOWLS/PLAYOFFS COACHED

2007	Alabama (Independence)	2015	Stanford (Rose)
2008	Alabama (Sugar)	2016	Stanford (Sun)
2009	Appalachian State (FCS Semifinals)	2019	Notre Dame (Camping World)
2014	Stanford (Foster Farms)	2020	Notre Dame (CFP-Rose)

PERSONAL INFORMATION

- A walk-on at Alabama before earning a scholarship, Taylor played in 38 consecutive games at wide receiver from 1999-2003 for the Crimson Tide
- Served as special teams captain for Alabama as a senior
- Played professionally for the Colorado Crush and Columbus Destroyers of the Arena Football League, and af2's Green Bay Blizzard and Louisville Fire from 2004-06
- Father, James, attended Alabama and played running back under legendary head coach Paul "Bear" Bryant

COACHING ACCOMPLISHMENTS

- Enters ninth season of collegiate coaching, coached in the NFL for six seasons
- Named the 2015 FootballScoop.com Running Backs Coach of the Year
- Coached players such as Christian McCaffrey, Kyren Williams, Bryce Love, Tony Jones and more.
- Third season as the Irish running backs coach in 2021, promoted in early 2020 to Run Game Coordinator
- In 2020, guided RBs Kyren Williams, Chris Tyree and C'Bo Flemister to become one of the best running back units in college football.
- Williams, the 2020 ACC Rookie of the Year and Offensive Rookie of the Year, and five-time ACC weekly award-winner, took the college football scene by storm, totaling six 100-yard rushing performances. Through the season, Williams rushed for 1,125 yards and 13 touchdowns, averaging 5.3 yards-per-carry.
- True freshman Chris Tyree saw success in 2020, rushing for 496 yards with four touchdowns on the season, including a team-long 94-yard touchdown run in the regular

season finale vs. Syracuse.

- Mentored Tony Jones Jr. in 2019, a season in which he totaled career-highs with 878 rushing yards and seven TDs. Jones Jr. ranked 24th in the FBS with an average of 5.95 yards per carry
- Served as the wide receivers coach for the Carolina Panthers in 2017 and 2018
- In 2018, oversaw the development of both rookie D.J. Moore and second-year Curtis Samuel. The Moore and Samuel tandem registered 94 catches for 1,282 yards and seven touchdowns. Moore's 788 yards and 55 catches ranked second and fourth, respectively, among NFL rookie wideouts
- In 2017, coached a wide receiver corps that saw 14 different players make a reception, one shy of the franchise record, and nine different players hauled in a receiving touchdown, tying the franchise record
- Guided Devin Funchess to career highs in receptions (63), receiving yards (840) and receiving touchdowns (eight)
- Worked with Christian McCaffrey, who finished as the franchise record-holder for most receptions (80), receiving yards (651) and receiving touchdowns (five) by a running back in a single season. McCaffrey also set the franchise record for most receptions by a rookie, scrimmage yards by a rookie (1,086), yards after catch by a rookie (593) and first downs by a rookie (57)
- Coached running backs at Stanford for three seasons (2014-16); At Stanford, two of Taylor's disciples -- Christian McCaffrey and Bryce Love -- held three of the top five rushing seasons in Stanford history, and each of the four highest single-game rushing totals
- Played key role in the development of 2015 Heisman Trophy runner-up McCaffrey, who set the school record for single-game rushing yards (243) against UCLA and became the first Cardinal to eclipse the 2,000-yard rushing mark in a season (2,019). McCaffrey ultimately was chosen with the eighth pick of the 2017 NFL Draft by the Carolina Panthers
- McCaffrey, who was second among all FBS running backs in rushing yards, registered 11 100-yard rushing games, including a school-record nine straight. McCaffrey earned Associated Press Player of the Year honors in 2015. Taylor also guided McCaffrey, who was the only FBS player to lead his team in both rushing and receiving yards in 2015, to 45 catches for 645 yards and five receiving TDs
- Stanford set a school record in 2015 in rushing yards (3,132) under Taylor, and two of the other 13 best rushing seasons in Stanford history came under his guidance
- In 2016, Stanford's rushing offense averaged 223.7 yards/game, 19th best nationally and second among Pac-12 programs
- In 2014, Stanford averaged 158.8 yards/game on the ground, rushed for at least 100 yards in 11 of 13 games, and finished with at least 200 yards on the ground in each of its last three games -- all Cardinal victories
- Came to Stanford from the Panthers, where he spent the 2013 season as an assistant wide receivers coach
- Prior to his time at Carolina, spent three seasons with the New York Jets from 2010-12, serving as a coaching intern in 2010, offensive quality control coach in 2011 and assistant tight ends/quality control coach in 2012
- During time with the Jets' tight ends, Jeff Cumberland (29) and Dustin Keller (28) ranked second and third on the team, respectively, in receptions
- Before his stint in the NFL, coached wide receivers at Appalachian State in 2009
- Under his tutelage, the Mountaineers set school records with 284 receptions and 3,621 receiving yards
- Appalachian State finished 11-3, won the Southern Conference title and advanced to the Football Championship Subdivision semifinals
- Began his coaching career as a graduate assistant for Nick Saban at Alabama, from 2007-08



DYNAMIC DISCIPLES

RB Christian McCaffrey (Stanford)

- 2016 NFL Draft First Round pick (Carolina Panthers)
- 2015 Heisman Trophy runner-up
- 2015 Associated Press Player of the Year

RB Bryce Love (Stanford)

- 2017 Heisman finalist
- 2017 Doak Walker Award winner
- 2017 Unanimous All-America

RB Tony Jones Jr. (Notre Dame)

- UDFA – signed with the New Orleans Saints
- Became the 10th player in school history with five or more 100-yard rushing games in one season (Louisville, Virginia, Bowling Green, Southern Cal & Iowa State) in 2019

WR Curtis Samuel (Carolina Panthers)

- Played in 13 games in his second season, totaling 39 receptions for 494 yards, rushed eight times for 84 yards

WR DJ Moore (Carolina Panthers)

- Started 10 games as a rookie in 2018, tallied 55 receptions for 788 yards and 15 rushing attempts for 172 yards

WR Devin Funchess (Carolina Panthers)

- In 2017, played in 16 games with 63 receptions for 840 yards; added four receptions for 79 yards in the postseason



**MATT
BALIS**

Director of Football Performance
21st Year Coaching, Fifth Year at Notre Dame

THE BALIS FILE

Hometown	Chicago, Illinois
College	Northern Illinois (Education, 1996)
Graduate School	Aurora University (Educational Leadership and Administration, 2001)
Wife	Lanette
Children	Son – Jacob, Ricky

COACHING CAREER

2001-02	Houston	Assistant Strength Coach
2003	Utah	Assistant Strength Coach
2004	Utah	Director of Strength and Conditioning
2005-06	Florida	Assistant Director of Strength and Conditioning
2007-08	Virginia	Head Football Strength and Conditioning Coach
2009-13	Mississippi State	Director of Strength and Conditioning
2014-16	UConn	Strength and Conditioning Coordinator
2017-	Notre Dame	Director of Football Performance

BOWLS/PLAYOFFS COACHED

2003	Utah (Liberty)	2012	Mississippi State (Gator)
2004	Utah (Fiesta)	2013	Mississippi State (Liberty)
2005	Florida (Outback)	2015	UConn (St. Petersburg)
2006	Florida (BCS National Championship)	2017	Notre Dame (Citrus)
2007	Virginia (Gator)	2018	Notre Dame (CFP-Cotton)
2010	Mississippi State (Gator)	2019	Notre Dame (Camping World)
2011	Mississippi State (Music City)	2020	Notre Dame (CFP-Rose)

PERSONAL INFORMATION

- Chicago native was an assistant football coach and worked in the area of strength and conditioning at both Wheaton Warrenville South High School (1996-98) and Wheaton

North High School for three years (1998-01)

- Taught physical education at the elementary school level during that five-year period

COACHING ACCOMPLISHMENTS

- Fifth season as Notre Dame's Director of Football Performance in 2021
- Trained 14 first-round NFL Draft picks, including Notre Dame's offensive line tandem of Quenton Nelson and Mike McGlinchey, as well as defensive lineman Jerry Tillery
- Developed another 13 second-round NFL Draft picks (most recently Aaron Banks, Liam Eichenberg and Jeremiah Owusu-Koramoah)
- Previously served as the head strength coach at UConn, Mississippi State, Utah and Virginia; Has mentored multiple NFL-bound and/or college award-winning players at multiple programs, including, Jonathan Banks, Chris Long, Chris Jones, Dak Prescott, Chase Claypool, Liam Eichenberg, Aaron Banks, Foley Fatukasi and Gabe Jackson.
- Finalist for 2018 FootballScoop Strength Coach of the Year
- Strength and conditioning coordinator at UConn for three years (2014-16); Designed and developed all facets of the strength and conditioning program for the Husky football team
- Created programs including but not limited to explosive power development using triple extension movements, high-effort training sets and metabolic training. Collaborated with coaches and sports medicine staff, nutrition staff and massage therapy staff to give each athlete the best possible training, nutrition and rehabilitation service
- Worked alongside former Irish assistant coach and Florida head coach Dan Mullen for five seasons (2009-13)
- Helped the Bulldogs reach four consecutive bowl games – a feat not previously accomplished in school history
- Named one of three finalists for the FootballScoop Strength & Conditioning Coach of the Year Award in 2010
- Spent two years as the strength and conditioning coach for the Virginia football program (2007-08); Responsibilities with the Cavaliers included overseeing the football program's strength and conditioning needs, and assessing each individual's physical attributes to improve athletic performance
- Served as the assistant director of strength and conditioning at Florida for two years (2005-06); Worked alongside former Notre Dame director of strength and conditioning and then Gators' director of strength and conditioning Mickey Marotti. Responsible for assisting the director of strength and conditioning with daily operations of the Gators' facility. Assisted with coordination of the entire strength program, including coaching in the weight room, speed development and conditioning
- Florida finished the 2006 season with a 13-1 record, won the Southeastern Conference Championship and the BCS National Championship
- Worked two years at Utah (2003-04) as an assistant strength coach in 2003 before former Irish assistant coach and then Utah head coach Urban Meyer (now with the Jacksonville Jaguars) promoted him to the director of strength and conditioning in 2004. The Utes finished the 2004 season with an overall record of 12-0 and won the Fiesta Bowl. Balis oversaw the entire 16-sport Utah program and was responsible for the design and implementation of programs for football, men's basketball, women's basketball, baseball and volleyball
- Worked as an assistant strength coach at Houston for two years (2001-02)
- Certified by the National Strength and Conditioning Association (NSCA) and the Collegiate Strength and Conditioning Coaches Association (CSCC)
- Certified strength and conditioning specialist and a certified strength and conditioning coach, Master Strength & Conditioning Coach (CSCCa) certification

DYNAMIC DISCIPLES

LB Jeremiah Owusu-Koramoah (Notre Dame)

- 2020 NFL Draft Second Round pick (Cleveland Browns)
- 2020 Unanimous First Team All-American

DL Jerry Tillery (Notre Dame)

- 2019 NFL Draft First Round pick (Los Angeles Chargers)
- 2018 First Team All-American (CBS Sports, Sports Illustrated)

LG Quenton Nelson (Notre Dame)

- 2018 NFL Draft First Round pick (Indianapolis Colts)
- 2017 Unanimous All-American, 2017 Outland Trophy Finalist

LT Mike McGlinchey (Notre Dame)

- 2018 NFL Draft First Round pick (San Francisco 49ers)
- 2017 Consensus All-American, 2017 Outland Trophy Semifinalist

CB Byron Jones (UConn)

- 2015 NFL Draft First Round pick (Dallas Cowboys)

DT Fletcher Cox (Mississippi State)

- 2011 NFL Draft First Round pick (Philadelphia Eagles)

DB Darius Slay (Mississippi State)

- 2013 NFL Draft Second Round pick (Detroit Lions)

DE Preston Smith (Mississippi State)

- 2015 NFL Draft Second Round pick (Washington Redskins)

OT Derek Sherrod (Mississippi State)

- 2011 NFL Draft First Round pick (Green Bay Packers)

OT Eugene Monroe (Virginia)

- 2009 NFL Draft First Round pick (Jacksonville Jaguars)

LB Clint Sintim (Virginia)

- 2009 NFL Draft Second Round pick (New York Giants)

DE Chris Long (Virginia)

- 2008 NFL Draft First Round pick (St. Louis Rams)

OG Branden Albert (Virginia)

- 2008 NFL Draft First Round pick (Kansas City Chiefs)

WR Percy Harvin (Florida)

- 2009 NFL Draft First Round pick (Minnesota Vikings)

DE Derrick Harvey (Florida)

- 2008 NFL Draft First Round pick (Jacksonville Jaguars)

DE Jarvis Moss (Florida)

- 2008 NFL Draft First Round pick (Denver Broncos)

DB Reggie Nelson (Florida)

- 2008 NFL Draft First Round pick (Jacksonville Jaguars)

WR Chad Jackson (Florida)


- 2006 NFL Draft Second Round pick (New England Patriots)

QB Alex Smith (Utah)

- 2005 NFL Draft First Round pick (San Francisco 49ers)



Erin Abbey
Associate Director of Compliance



John Aylward
Analyst, Offense



Chris Bascik
Head Football Equipment Manager



Dr. Christopher Balint
Team Physician



Mike Bean
Associate Athletic Trainer



Hunter Bivin
Director of Player Development



Chad Bowden
Senior Analyst - Recruiting




Tim Collins
Director of Football Technology



Kerry Cooks
Analyst, Defense



Kathryn Cooper
Academic Counselor



Reilly Fangman
Program Assistant



Matt Frakes
Director of Sports Nutrition



Jake Flint
Co-Director Strength & Conditioning



Tony Fusco
Assistant Coach, Strength & Conditioning



Dan Glynn
Assistant Equipment Manager




Fred Hale
Asst. Director, Strength & Conditioning



George Heeter
Major - Notre Dame Security & Police



Dr. Jerry Hofferth
Team Chiropractor



Rob Hunt
Dir. of Athletic Training & Physical Therapy




Aaryn Kearney
Director of Recruiting



Jerome Keultjes
Notre Dame Security & Police



Eric King
Director of Football Facilities



Dr. Matt Leiszler
Team Physician



Nick Lezynski
Senior Analyst, Defense



Katy Lonergan
Asst. AD, Football Communications



Joy McCausland
Sr. Staff Assistant-Receptionist



Mike McCray
Graduate Assistant, Defense



Courtney McNamara
Assoc. Athletic Trainer/Physical Therapist



Trevor Mendelson
Graduate Assistant, Offense



Olivia Mitchell
Director of Football Operations




Brent Moberg
Director of Compliance



Michael Moon
Graduate Assistant, Defense



Dave Peloquin
Director of Player Personnel



Dean Petzing
Analyst, Offense



Tyler Plantz
Asst. Director of Football Operations



Ron Powlus
Associate Athletic Director, Football



Gus Ragland
Graduate Assistant, Offense



Dr. Brian Ratigan
Team Physician



Beth Raitz Rex
Director of Football Administration



Bill Rees
Director of Scouting




Adam Sargent
Associate Director Academic Services



Kyle Seger
Asst. Coach, Strength & Conditioning



Ryan Seherer
Assistant Video Coordinator



Dr. Amber Selking
Mental Performance Consultant



Shalika Shetty
Associate Director, Football Social



Kenny Thomas
Academic Counselor



Heidi Uebelhor
Assistant Athletics Director, Compliance



Fr. Nate Wills
Chaplain





Mackenzie Zanow
Coordinator of On-Campus Recruiting



Joe Zimmerman
Athletic Trainer



	GAME 1 Sept. 12, 2020 Notre Dame Stadium Attend: 10,097 TV: NBC	
(--/RV) DUKE	13	
(10/10) NOTRE DAME	27	

NOTRE DAME, Ind. — The 10th-ranked University of Notre Dame Fighting Irish football team collected its first ever conference win, taking down ACC foe Duke 27-13. The Irish offense had a balanced attack led by sophomore running back Kyren Williams. In his first career start, Williams tallied 112 yards on the ground, 93 yards receiving and two rushing touchdowns. Williams became the first Irish player in the last 25 years to record 90+ yards rushing and receiving in the same game.

SCORE BY QUARTERS

	1	2	3	4	Final
Duke	3	3	7	0	13
Notre Dame	0	10	7	10	27

SCORING SUMMARY

1st 07:01 DUKE	C.Ham 29 yd FG, 10-79, 03:53; DU 3, ND 0
2nd 10:39 ND	K.Williams 1 yd rush (#39 J.Doerer kick), 12-96 04:37; DU 3, ND 7
03:20 DUKE	C.Ham 30 yd FG, 11-80 04:12; DU 6, ND 7
00:00 ND	J.Doerer 48 yd FG, 9-54 01:13; DU 6, ND 10
3rd 07:57 ND	K.Williams 26 yd rush (#39 J.Doerer kick), 7-59 03:32; DU 6, ND 17
02:19 DUKE	C.Brice 2 yd rush (#44 C.Ham kick), 6-39 02:24; DU 13, ND 17
4th 10:58 ND	A.Davis 17 yd pass from #12 I.Book (#39 J.Doerer kick), 15-83 06:14; DU 13, ND 24
05:21 ND	J.Doerer 34 yd FG, 6-40 03:45; DU 13, ND 27

TEAM STATISTICS

	DUKE	ND
FIRST DOWNS	19	24
RUSHES-YARDS (NET)	30-75	42-178
PASSING YARDS (NET)	259	263
Passes Comp-Att-Int	20-37-0	19-31-1
TOTAL OFFENSE PLAYS-YARDS	67-334	73-441
Fumble Returns-Yards	0-0	0-0
Punt Returns-Yards	4-27	1-3
Kickoff Returns-Yards	2-41	4-90
Interception Returns-Yards	1-0	0-0
Punts (Number-Avg)	6-45.7	6-43.8
Fumbles-Lost	2-2	0-0
Penalties-Yards	4-31	4-39
Possession Time	26:36	33:24
Third-Down Conversions	4 of 15	7 of 16
Fourth-Down Conversions	0 of 1	2 of 2
Red-Zone Scores-Chances	3-3	3-4
Sacks By: Number-Yards	3-14	3-21



Rushing: Duke- Deon Jackson 15-52, Chase Brice 9-20, Mataeo Durant 5-7, TEAM 1- -4.
Notre Dame- Kyren Williams 19-112, Chris Tyree 6-20, Jahmir Smith 5-15, Jay Bramblett 1-14, Ian Book 9-12, Jafar Armstrong 2-5.

Passing: Duke- Chase Brice 20-37-0-259. **Notre Dame-** Ian Book 19-31-1-263.

Receiving: Duke- Noah Gray 5-68, Jalon Calhoun 5-62, Eli Pancol 3-78, Jake Bobo 3-34, Deon Jackson 2- -6, Jontavis Robertson 1-13, Darrell Harding Jr. 1-10. **Notre Dame-** Tommy Tremble 5-43, Joe Wilkins 4-39, Michael Mayer 3-38, Kyren Williams 2-93, Avery Davis 2-26, Jafar Armstrong 2-20, Lawrence Keys III 1-4.

Interceptions: Duke- Lummie Young IV 1-0. **Notre Dame-** None.

Fumbles: Duke- Jalon Calhoun 1-1. **Notre Dame-** None.

	GAME 2 Sept. 19, 2020 Notre Dame Stadium Attend: 10,085 TV: NBC	
(RV/RV) SOUTH FLORIDA	0	
(7/7) NOTRE DAME	52	

NOTRE DAME, Ind. — The seventh-ranked Notre Dame Fighting Irish football team's defense was on full display, shutting out visiting South Florida 52-0 to improve to 2-0 on the season. Notre Dame extended its home winning streak to 20 games, breaking the longest streak in modern program history (19-straight from 1987-90). Notre Dame totaled six rushing touchdowns overall from four different players, with three from Ian Book in the first half.

SCORE BY QUARTERS

	1	2	3	4	Final
South Florida	0	0	0	0	0
Notre Dame	14	21	10	7	52

SCORING SUMMARY

1st 12:05 ND	Ian Book 4 yd run (Jonathan Doerer kick), 7-55 2:50; USF 0, ND 7
07:06 ND	Chris Tyree 1 yd run (Jonathan Doerer kick), 7-43 3:24; USF 0, ND 14
2nd 14:25 ND	Ian Book 1 yd run (Jonathan Doerer kick), 11-58 5:07; USF 0, ND 21
11:15 ND	Flemister, C'Bo 26 yd run (Jonathan Doerer kick), 5-53 1:57; USF 0, ND 28
01:55 ND	Ian Book 1 yd run (Jonathan Doerer kick), 4-25 0:54; USF 0, ND 35
3rd 06:34 ND	Jonathan Doerer 22 yd field goal, 10-60 3:21; USF 0, ND 38
03:23 ND	Botelho, Jordan 1 yd blocked punt return (Jonathan Doerer kick); USF 0, ND 45
4th 02:15 ND	Jafar Armstrong 5 yd run (Goeperich, Dawson kick), 10-66 7:00; USF 0, ND 52

TEAM STATISTICS

	USF	ND
FIRST DOWNS	11	21
RUSHES-YARDS (NET)	33-106	45-281
PASSING YARDS (NET)	125	149
Passes Comp-Att-Int	12-29-0	13-21-0
TOTAL OFFENSE PLAYS-YARDS	62-231	66-430
Fumble Returns-Yards	0-0	0-0
Punt Returns-Yards-TD	0-0	2-62-1
Kickoff Returns-Yards	8-129	1-14
Interception Returns-Yards	0-0	0-0
Punts (Number-Avg)	6-144	2-74
Fumbles-Lost	0-0	2-0
Penalties-Yards	4-40	2-25
Possession Time	27:33	32:27
Third-Down Conversions	2 of 15	8 of 14
Fourth-Down Conversions	1 of 5	2 of 2
Red-Zone Scores-Chances	0-1	6-7
Sacks By: Number-Yards	0-0	2-15

Rushing: USF- Johnny Ford 6-70, Jordan McCloud 5-21, Noah Johnson 6-12, Brian Battie 3-9, Kell Joiner Jr. 8-6, Odunayo Seriki 3-1, Latrel Williams 1--4, Jahquez Evans 1--9. **Notre Dame-** C'Bo Flemister 13-127, Chris Tyree 8-65, Kyren Williams 10-62, Ian Book 4-9, Jafar Armstrong 7-7, Tommy Tremble 1-4, Drew Pyne, 1-4, Braden Lenzy 1-3.

Passing: USF- Jordan McCloud 8-14-0-64, Noah Johnson 4-12-0-61, Katravis Marsh 0-3-0-0. **Notre Dame-** Ian Book 12-19-0-144, Drew Pyne 1-2-0.

Receiving: USF- Devontres Dukes 3-36, Latrel Williams 2-48, Mitche Brinkman 2-21, Omario Dollison 1-17, Xavier Weaver 1-6, Chris Carter 1-4, Kell Joiner Jr. 1--3, Terrence Horne 1--4. **Notre Dame-** Tommy Tremble 3-61, Braden Lenzy 3-34, Kyren Williams 2-10, Jafar Armstrong 1-18, C'Bo Flemister 1-9, Javon McKinley 1-7, Kevin Bauman 1-5, Michael Mayer 1-5.

Interceptions: USF- None. **Notre Dame-** None.

Fumbles: USF- None. **Notre Dame-** Kyren Williams 1-0, C'Bo Flemister 1-0.

	GAME 3 October 10, 2020 Notre Dame Stadium Attend: 10,409 TV: NBC	
FLORIDA STATE	26	
(5/5) NOTRE DAME	42	

NOTRE DAME, Ind. — Fifth-ranked Notre Dame (3-0, 2-0 ACC) used the ground game to run past the Florida State Seminoles (1-3, 0-3 ACC), 42-26, at Notre Dame Stadium (10,049). Sophomore running back Kyren Williams had a career day, compiling 185 rushing yards on 19 carries with two rushing touchdowns. Freshman Chris Tyree also contributed to the successful night on the ground, totaling 103 yards on 11 carries with one touchdown.

SCORE BY QUARTERS

	1	2	3	4	Final
Florida State	17	3	6	0	26
Notre Dame	14	21	7	0	42

SCORING SUMMARY

1st 12:03 FSU	Fitzgerald,Ryan 42 yd field goal, 4-8 2:07; FSU 3, ND 0
10:43 ND	Mayer,Michael 8 yd pass from Book,Ian (Doerer,Jonathan kick), 3-75 1:20; FSU 3, ND 7
06:10 ND	Williams,Kyren 46 yd run (Doerer,Jonathan kick), 5-76 2:19; FSU 3, ND 14
02:51 FSU	Travis,Jordan 4 yd run (Fitzgerald,Ryan kick), 3-19 1:13; FSU 10, ND 14
00:38 FSU	Terry,Tamorrion 48 yd pass from Travis,Jordan (Fitzgerald,Ryan kick), 4-71 1:13; FSU 17, ND 14
2nd 12:27 ND	Williams,Kyren 1 yd run (Doerer,Jonathan kick), 8-75 3:11; FSU 17, ND 21
05:25 ND	Tyree,Chris 45 yd run (Doerer,Jonathan kick), 4-81 1:50; FSU 17, ND 28
01:17 FSU	Fitzgerald,Ryan 26 yd field goal, 13-67 4:08; FSU 20, ND 28
00:11 ND	Lenzy,Braden 6 yd pass from Book,Ian (Doerer,Jonathan kick), 8-57 0:58; FSU 20, ND 35
3rd 12:25 FSU	Webb,La'Damian 7 yd run (Terry,Tamorrion pass failed), 7-75 2:35; FSU 26, ND 35
08:40 ND	Book,Ian 3 yd run (Doerer,Jonathan kick), 8-73 3:39; FSU 26, ND 42

TEAM STATISTICS

	FSU	ND
FIRST DOWNS	18	25
RUSHES-YARDS (NET)	40-153	42-353
PASSING YARDS (NET)	252	201
Passes Comp-Att-Int	17-31-1	16-25-0
TOTAL OFFENSE PLAYS-YARDS	71-405	67-554
Fumble Returns-Yards	0-0	0-0
Punt Returns-Yards	0-0	1- -6
Kickoff Returns-Yards	4-66	3-90
Interception Returns-Yards	0-0	1-23
Punts (Number-Avg)	6-44.0	3-39.7
Fumbles-Lost	0-0	2-2
Penalties-Yards	7-59	4-28
Possession Time	32:08	27:52
Third-Down Conversions	2 of 14	2 of 8
Fourth-Down Conversions	3 of 3	1 of 2
Red-Zone Scores-Chances	3-4	4-5
Sacks By: Number-Yards	0-0	4-22

Rushing: Florida State- Jordan Travis 19-96, La'Damian Webb 13-59, Jashaun Corbin 2-9, Lawrance Toafili 3-1, TEAM 1- -3, James Blackman 2- -9. **Notre Dame-** Kyren Williams 19-185, Chris Tyree 11-103, Ian Book 9-58, Braden Lenzy 2-5, C'Bo Flemister 1-2.

Passing: Florida State- Jordan Travis 13-24-1-204, James Blackman 4-5-0-48, TEAM 0-2-0-0. **Notre Dame-** Ian Book 16-25-0-201.

Receiving: Florida State- Tamorrion Terry 9-146, Ontaria Wilson 2-22, Lawrance Toafili 1-31, Jordan Young 1-18, Ja'Khi Douglas 1-17, Warren Thompson 1-9, Camren McDonald 1-5, La'Damian Webb 1-4. **Notre Dame-** Javon McKinley 5-107, Braden Lenzy 3-29, Michael Mayer 2-25, Kyren Williams 2-11, Brock Wright 2-10, Avery Davis 1-13, Tommy Tremble 1-6.

Interceptions: Florida State- None. **Notre Dame-** Shawn Crawford 1-23.

Fumbles: Florida State- None. **Notre Dame-** Kyren Williams 1-1, Lawrence Keys III 1-1.

	GAME 4 Oct. 17, 2020 Notre Dame Stadium Attend: 10,182 TV: NBC	
LOUISVILLE	7	
(4/4) NOTRE DAME	12	

NOTRE DAME, Ind. — The fourth-ranked Notre Dame football team battled the University of Louisville at Notre Dame Stadium and prevailed with a 12-7 victory to remain undefeated (4-0, 3-0 ACC) on the season. The Irish ran the ball well, finishing the afternoon with 232 yards on 49 carries. Sophomore Kyren Williams paced the Irish backfield with 127 yards on 25 carries, marking his third 100-yard rushing effort on the season. Graduate student Ian Book had an impressive third-quarter 13-yard rushing touchdown to regain the lead on his way to amassing 47 yards on the ground.

SCORE BY QUARTERS

	1	2	3	4	Final
Louisville	0	0	7	0	7
Notre Dame	6	0	6	0	12

SCORING SUMMARY

1st 09:26 ND	Jonathan Doerer 32 yd field goal, 12-61 5:34; UL 0, ND 3
00:30 ND	Jonathan Doerer 30 yd field goal, 15-76 7:09; UL 0, ND 6
3rd 07:37 UL	Ford,Marshon 1 yd pass from Cunningham,Mali (Turner,Jason kick), 13-83 7:16; UL 7, ND 6
03:43 ND	Ian Book 13 yd run (Javon McKinley pass failed), 8-66 3:49; UL 7, ND 12

TEAM STATISTICS

	UL	ND
FIRST DOWNS	14	24
RUSHES-YARDS (NET)	23-96	49-232
PASSING YARDS (NET)	137	106
Passes Comp-Att-Int	17-22-0	11-19-0
TOTAL OFFENSE PLAYS-YARDS	45-233	68-338
Fumble Returns-Yards	0-0	0-0
Punt Returns-Yards-TD	0-0	0-0
Kickoff Returns-Yards	3-68	1-22
Interception Returns-Yards	0-0	0-0
Punts (Number-Avg)	5-40.4	2-41.5
Fumbles-Lost	0-0	0-0
Penalties-Yards	7-60	3-18
Possession Time	23:45	36:15
Third-Down Conversions	3 of 9	8 of 14
Fourth-Down Conversions	1 of 1	0 of 1
Red-Zone Scores-Chances	1-1	3-5
Sacks By: Number-Yards	4-21	0-0

Rushing: UL- Javian Hawkins 15-51, Malik Cunningham 7-49, Tutu Atwell 1- -4. **Notre Dame-** Kyren Williams 25-127, Ian Book 12-47, Chris Tyree 7-32, Javon McKinley 1-15, Avery Davis 1-10, Jay Bramblett 1-7, TEAM 2- -6.



Passing: UL- Malik Cunningham 16-19-0-132, Evan Conley 1-2-0-5, TEAM 0-1-0-0. **Notre Dame-** Ian Book 11-19-0-106.

Receiving: UL- Javian Hawkins 5-46, Tutu Atwell 4-40, Marshon Ford 3-11, Dez Pitzpatrick 2-21, Isaac Martin 2-11, Braden Smith 1-8. **Notre Dame-** Ben Skowronek 2-28, Avery Davis 2-17, Chris Tyree 2-15, Kevin Austin 1-18, Michael Mayer 1-12, Javon McKinley 1-7, Kyren Williams 1-5, Tommy Tremble 1-4.

Interceptions: UL- None. **Notre Dame-** None.

Fumbles: UL- None. **Notre Dame-** None.



	GAME 5 October 24, 2020 Heinz Field Attend: 5,451 TV: ABC	
(3/3) NOTRE DAME	45	
PITTSBURGH	3	

PITTSBURGH, Pa – The third-ranked University of Notre Dame football team moved to 5-0 in 2020 with a convincing 45-3 victory over the Pittsburgh Panthers (3-4). Offensively, Ian Book led the way for the Irish with 312 yards passing and three passing touchdowns while adding 40 yards rushing on eight carries. Notre Dame added two rushing touchdowns on the afternoon, marking the first time the Pitts defense has given up multiple rushing touchdowns since Oct. 5, 2019 against Duke. Notre Dame recorded three INTs on defense and after allowing just three points, it is the first time since 2012 that the Irish defense has given up fewer than 10 points in back-to-back games.

SCORE BY QUARTERS

	1	2	3	4	Final
Notre Dame	7	21	17	0	45
Pittsburgh	3	0	0	0	3

SCORING SUMMARY

1st 10:08 ND	Ben Skowronek 34 yd pass from Ian Book (Jonathan Doerer kick), 11-75 4:52; ND 7, UP 0
07:38 UP	Alex Kessman 45 yd field goal, 10-37 2:30; ND 7, UP 3
2nd 10:37 ND	Ben Skowronek 73 yd pass from Ian Book (Jonathan Doerer kick), 4-87 1:29; ND 14, UP 3
01:29 ND	Kyren Williams 2 yd run (Jonathan Doerer kick), 8-46 3:42; ND 21, UP 3
00:11 ND	Isaiah Foskey 0 yd blocked punt return (Jonathan Doerer kick); ND 28, UP 3
3rd 07:34 ND	Jonathan Doerer 21 yd field goal, 14-72 6:10; ND 31, UP 3
04:22 ND	Michael Mayer 14 yd pass from Ian Book (Jonathan Doerer kick), 4-49 2:01; ND 38, UP 3
02:42 ND	C'Bo Flemister 2 yd run (Jonathan Doerer kick), 4-35 1:33; ND 45, UP 3

TEAM STATISTICS

	ND	UP
FIRST DOWNS	28	11
RUSHES-YARDS (NET)	50-115	20-44
PASSING YARDS (NET)	319	118
Passes Comp-Att-Int	17-33-0	12-33-3
TOTAL OFFENSE PLAYS-YARDS	83-434	53-162
Fumble Returns-Yards	0-0	0-0
Punt Returns-Yards-TDs	3-32-1	2--8-0
Kickoff Returns-Yards	1-17	4-81
Interception Returns-Yards	3-16	0-0
Punts (Number-Avg)	5-42.4	8-33.4
Fumbles-Lost	1-0	3-0
Penalties-Yards	7-63	12-93
Possession Time	40:59	19:01
Third-Down Conversions	11 of 18	3 of 13
Fourth-Down Conversions	1 of 1	0 of 0
Red-Zone Scores-Chances	4-5	0-0
Sacks By: Number-Yards	3-19	2-5



Rushing: Notre Dame- C'Bo Flemister 13-48-1, Ian Book 8-40, Kyren Williams 17-38-1, Chris Tyree 3--3, Brendon Clark 1--4, Jafar Armstrong 8--4. **Pittsburgh**- Vincent Davis 8-28, Daniel Carter 1-9, Nick Patti 2-8, Davis Beville 3-4, A.J. Davis 3-1, Israel Abanikanda 2-0, Joey Yellen 1--6.

Passing: Notre Dame- Ian Book 16-30-0-312 (three TDs), Brendon Clark 1-3-0-7. **Pittsburgh**- Joey Yellen 10-27-3-101, Nick Patti 2-5-0-17, Davis Beville 0-1-0-0.

Receiving: Notre Dame- Michael Mayer 5-73-1, Avery Davis 3-44, Kyren Williams 3-37, Ben Skowronek 2-107-2, Javon McKinley 2-50, George Takacs 1-7, Tommy Tremble 1-1. **Pittsburgh**- Jordan Addison 3-40, Shockey Jacques-Louis 3-39, Taysir Mack 2-17, Tre Tipton 1-11, A.J. Davis 1-8, DJ Turner 1-5, Vincent Davis 1--2.

Interceptions: Notre Dame- Jeremiah Owusu-Koramoah 1-0, Bo Bauer 1-16, Nick McCloud 1-0. **Pittsburgh**- None.

Fumbles: Notre Dame- Avery Davis 1-0. **Pittsburgh**- DJ Turner 1-0, Davis Beville 1-0, Nick Patti 1-0.

	GAME 6 October 31, 2020 Bobby Dodd Stadium Attend: 11,000 TV: ABC	
(4/4) NOTRE DAME	31	
GEORGIA TECH	13	

ATLANTA, Georgia – The fourth-ranked Fighting Irish extended their winning streak to 12 games, the longest active streak in FBS, with a decisive 31-13 win over Georgia Tech at Bobby Dodd Stadium. The Irish were led offensively by Kyren Williams as he finished with 76 yards on 15 carries and two touchdowns. It was Williams' third game this season with multiple touchdowns (Duke & Florida State). C'Bo Flemister and Chris Tyree both played integral roles in the rushing attack – adding 106 yards on 20 carries combined. On the defensive side the Irish had another strong first half, as they limited the Yellow Jackets to 65 yards of total offense. Daelin Hayes was all over the field for the Irish defense as he notched five tackles, two sacks and two forced fumbles.

SCORE BY QUARTERS

	1	2	3	4	Final
Notre Dame	7	10	7	7	31
Georgia Tech	0	7	0	6	13

SCORING SUMMARY

1st 06:16 ND	Joe Wilkins, Jr. 8 yd pass from Ian Book (Jonathan Doerer kick), 15-81 8:38; ND 7, GT 0
2nd 14:42 GT	Zamari Walton 93 yd fumble recovery (Jude Kelley kick); ND 7, GT 7
10:47 ND	Kyren Williams 2 yd run (Jonathan Doerer kick), 7-75 3:48; ND 14, GT 7
01:49 ND	Jonathan Doerer 32 yd field goal, 8-35 2:10; ND 17, GT 7
3rd 10:43 ND	Kyren Williams 4 yd run (Jonathan Doerer kick), 6-65 2:56; ND 24, GT 7
4th 12:59 ND	C'Bo Flemister 3 yd run (Jonathan Doerer kick), 9-74 4:32; ND 31, GT 7
07:15 GT	Jordan Mason 1 yd run (Adonias Sanders rush failed), 8-69 2:42; ND 31, GT 13

TEAM STATISTICS

	ND	GT
FIRST DOWNS	24	17
RUSHES-YARDS (NET)	44-227	33-88
PASSING YARDS (NET)	199	150
Passes Comp-Att-Int	18-26-0	15-26-0
TOTAL OFFENSE PLAYS-YARDS	70-426	59-238
Fumble Returns-Yards	0-0	1-93-1
Punt Returns-Yards-TDs	0-0-0	3-3-0
Kickoff Returns-Yards	2-39-0	1-10-0
Interception Returns-Yards	0-0	0-0
Punts (Number-Avg)	3-39.7	4-41.2
Fumbles-Lost	1-1	3-1
Penalties-Yards	5-50	6-50
Possession Time	36:54	23:06
Third-Down Conversions	10 of 15	5 of 12
Fourth-Down Conversions	0 of 0	0 of 2
Red-Zone Scores-Chances	5-7	1-2
Sacks By: Number-Yards	5-34	2-10

Rushing: Notre Dame- Kyren Williams 15-76, C'Bo Flemister 15-58, Chris Tyree 5-47, Ian Book 9-46. **Georgia Tech**- Jahmyr Gibbs 14-61, Jordan Mason 7-25, Jeff Sims 12-2.

Passing: Notre Dame- Ian Book 18-26-0-199 (one TD). **Georgia Tech**- Jeff Sims 15-26-0-150.

Receiving: Notre Dame- Javon McKinley 5-93, Avery Davis 4-29, Michael Mayer 3-15, Kyren Williams 2-24, Brock Wright 1-11, Tommy Tremble 1-11, Joe Wilkins Jr. 1-8, Ben Skowronek 1-8. **Georgia Tech**- Jahmyr Gibbs 5-49, Jalen Camp 3-64, Adonias Sanders 2-14, Marquez Ezzard 1-13, Josh Tukes 1-5, Dylan Leonard 1-4, Jack Coco 1-3, Jordan Mason 1--2.

Interceptions: Notre Dame- None. **Georgia Tech**- None.

Fumbles: Notre Dame- Kyren Williams 1-1. **Georgia Tech**- Jeff Sims 2-1, Marquez Ezzard 1-0.

	GAME 7 November 7, 2020 Notre Dame Stadium Attend: 11,011 TV: NBC	
--	--	--

(1/1) CLEMSON	40
(4/4) NOTRE DAME	47

NOTRE DAME, Ind. — No. 4-ranked Notre Dame took down No. 1 Clemson, 47-40, in a double-overtime thriller. The Irish led the Tigers until Clemson broke through with 3:33 remaining to take a 33-26 lead. Book then connected with Avery Davis for a touchdown to tie the game. Both teams scored on their first possessions of overtime. A rush from Book and a reception by Ben Skowronek were punctuated by another three-yard TD run from Williams. The defense recorded back-to-back sacks to set up a 4th-and-24. The Irish denied the ensuing passing play and earned the win.

SCORE BY QUARTERS

	1	2	3	4	OT	OT1	OT2	Final
Clemson	7	6	10	10	7	7	0	40
Notre Dame	10	13	0	10	14	7	7	47

SCORING SUMMARY

1st	14:27	ND	Kyren Williams 65 yd run (Jonathan Doerer kick), 1-75 0:33; CU 0, ND 7
	05:55	ND	Jonathan Doerer 24 yd field goal, 10-49 6:24; CU 0, ND 10
	04:11	CU	Powell, Cornell 53 yd pass from Uagalelei, D.J. (Potter, B.T. kick), 4-75 1:44; CU 7, ND 10
2nd	13:09	ND	Jonathan Doerer 27 yd field goal, 13-66 6:02; CU 7, ND 13
	08:32	CU	Potter, B.T. 25 yd field goal, 11-80 4:32; CU 10, ND 13
	05:53	ND	Jer., Owusu-Koramoah 23 yd fumble recovery (Jonathan Doerer kick); CU 10, ND 20
	02:41	ND	Jonathan Doerer 45 yd field goal, 4--2 2:25; CU 10, ND 23
	01:09	CU	Potter, B.T. 45 yd field goal, 6-47 1:32; CU 13, ND 23
3rd	12:15	CU	Potter, B.T. 46 yd field goal, 9-36 2:45; CU 16, ND 23
	04:12	CU	Allen, Davis 10 yd pass from Uagalelei, D.J. (Potter, B.T. kick), 13-60 6:29; CU 23, ND 23
4th	11:37	ND	Jonathan Doerer 44 yd field goal, 7-31 3:12; CU 23, ND 26
	09:42	CU	Potter, B.T. 30 yd field goal, 5-58 1:49; CU 26, ND 26
	03:33	CU	Etienne, Travis 3 yd run (Potter, B.T. kick), 12-74 5:41; CU 33, ND 26
	00:22	ND	Avery Davis 4 yd pass from Ian Book (Jonathan Doerer kick), 8-91 1:26; CU 33, ND 33
OT	15:00	CU	Uagalelei, D.J. 1 yd run (Potter, B.T. kick), 2-25 0:00; CU 40, ND 33
	15:00	ND	Kyren Williams 3 yd run (Jonathan Doerer kick), 4-25 0:00; CU 40, ND 40
	15:00	ND	Kyren Williams 3 yd run (Jonathan Doerer kick), 6-25 0:00; CU 40, ND 47

TEAM STATISTICS

	CU	ND
FIRST DOWNS	22	22
RUSHES-YARDS (NET)	33-34	40-208
PASSING YARDS (NET)	439	310
Passes Comp-Att-Int	29-44-0	22-39-0
TOTAL OFFENSE PLAYS-YARDS	77-473	79-518
Fumble Returns-Yards	0-0	2-26-1
Punt Returns-Yards-TDs	0-0	1-5
Kickoff Returns-Yards	5-81	0-0
Interception Returns-Yards	0-0	0-0
Punts (Number-Avg)	3-41.7	3-41.0
Fumbles-Lost	3-3	1-1
Penalties-Yards	4-46	7-50
Possession Time	29:38	30:22
Third-Down Conversions	4 of 15	10 of 19
Fourth-Down Conversions	1 of 2	0 of 1
Red-Zone Scores-Chances	5-5	5-6
Sacks By: Number-Yards	2-8	2-14

Rushing: Clemson- Travis Etienne 18-28, Chez Mellusi 1-5, D.J. Uagalelei 13-2, TEAM 1--1. **Notre Dame**- Kyren Williams 23-140, Ian Book 14-67, C'Bo Flemister 1-5, Chris Tyree 1--4.

Passing: Clemson- D.J. Uagalelei 29-44-0-439. **Notre Dame**- Ian Book 22-39-0-310.

Receiving: Clemson- Amari Rodgers 8-134, Travis Etienne 8-57, Cornell Powell 6-161, Braden Galloway 3-46, Davis Allen 2-19, Joseph Ngata 1-14, E.J. Williams 1-8. **Notre Dame**- Javon McKinley 5-102, Michael Mayer 5-67, Avery Davis 4-78, Ben Skowronek 4-33, Tommy Tremble 3-32, Kyren Williams 1--2.

Interceptions: Clemson- None. **Notre Dame**- None.

Fumbles: Clemson- Travis Etienne 1-1, Braden Galloway 1-1, Amari Rodgers 1-1. **Notre Dame**- Ian Book 1-1.

	GAME 8 November 14, 2020 Alumni Stadium Attend: 0 TV: ABC	
--	--	--

(2/2) NOTRE DAME	45
(--/RV) BOSTON COLLEGE	31

CHESTNUT HILL, Mass. — No. 2 Notre Dame extended the nation's longest winning streak to 14 games following a 45-31 win over Boston College at Alumni Stadium. With the win Brian Kelly recorded his 100th* career win at Notre Dame, tying Lou Holtz for the second most all-time wins in program history. Ian Book was very efficient in the air, finishing 20-of-27 for 283 yards and three touchdowns while adding 85 yards and a touchdown on the ground. Ben Skowronek led the Irish receiving corps with five catches for 63 yards and a career-high three touchdowns. Defensively, Shaun Crawford paced the Irish with a career-high nine tackles, one sack and 1.5 tackles-for-loss.

SCORE BY QUARTERS

	1	2	3	4	Final
Notre Dame	10	21	7	7	45
Boston College	10	6	7	8	31

SCORING SUMMARY

1st	09:39	ND	Doerer, J 23 yd Field Goal, 13-70 5:21; ND 3, BC 0
	05:03	BC	Zay Flowers 4 yd pass from Phil Jurkovec (Aaron Boumerhi kick), 10-80 4:30; ND 3, BC 7
	03:56	BC	Aaron Boumerhi 41 yd field goal, 4--6 0:56; ND 3, BC 10
	00:11	ND	Skowronek, B 10 yd pass from Book, I (Doerer, J kick), 8-77 3:39; ND 10, BC 10
2nd	12:41	BC	Aaron Boumerhi 31 yd field goal, 9-44 2:25; ND 10, BC 13
	10:24	ND	Flemister, C 2 yd run (Doerer, J kick), 6-75 2:13; ND 17, BC 13
	05:43	ND	Skowronek, B 13 yd pass from Book, I (Doerer, J kick), 7-50 3:32; ND 24, BC 13
	03:12	BC	Aaron Boumerhi 35 yd field goal, 6-57 2:31; ND 24, BC 16
	00:04	ND	Skowronek, B 7 yd pass from Book, I (Doerer, J kick), 10-49 2:05; ND 31, BC 16
3rd	06:34	ND	Flemister, C 1 yd run (Doerer, J kick), 4-43 1:57; ND 38, BC 16
	00:35	BC	David Bailey 3 yd run (Aaron Boumerhi kick), 12-80 5:59; ND 38, BC 23
4th	12:19	ND	Book, I 6 yd run (Doerer, J kick), 7-70 3:10; ND 45, BC 23
	04:09	BC	Hunter Long 8 yd pass from Phil Jurkovec (Travis Levy rush), 6-70 1:28; ND 45, BC 31

TEAM STATISTICS

	ND	BC
FIRST DOWNS	29	22
RUSHES-YARDS (NET)	49-274	25-85
PASSING YARDS (NET)	283	272
Passes Comp-Att-Int	20-28-0	18-40-1
TOTAL OFFENSE PLAYS-YARDS	77-557	65-357
Fumble Returns-Yards	0-0	0-0
Punt Returns-Yards-TDs	2-12-0	0-0
Kickoff Returns-Yards	4-84-0	5-90-0
Interception Returns-Yards	1-2	0-0
Punts (Number-Avg)	0-0	2-41.0
Fumbles-Lost	3-3	1-1
Penalties-Yards	8-69	5-41
Possession Time	34:27	25:33
Third-Down Conversions	4 of 8	4 of 11
Fourth-Down Conversions	2 of 2	0 of 1
Red-Zone Scores-Chances	7-8	6-7
Sacks By: Number-Yards	2-9	0-0

Rushing: Notre Dame- Ian Book, 10-85, Chris Tyree 17-74, C'Bo Flemister 10-53, Kyren Williams 9-37, Avery Davis 1-29, TEAM 2--4. **Boston College**- Travis Levy 9-51, Phil Jurkovec 7-34, David Bailey 7-21, Zay Flowers 1--5, TEAM 1--16.



Passing: Notre Dame- Ian Book 20-27-0-283. **Boston College**- Phil Jurkovec 18-40-1-272.

Receiving: Notre Dame- Ben Skowronek 5-63, Javon McKinley 5-48, Kyren Williams 4-37, Avery Davis 2-70, Lawrence Keys III 2-26, C'Bo Flemister 1-27, Michael Mayer 1-12. **Boston College**- Jaalen Gill 5-105, Hunter Long 4-59, CJ Lewis 3-60, Zay Flowers 3-25, Travis Levy 2-11, Jehlani Galloway 1-12.

Interceptions: Notre Dame- Jack Kiser 1-2. **Boston College**- None.

Fumbles: Notre Dame- Chris Tyree 1-1, Ben Skowronek 1-1, Kyren Williams 1-1. **Boston College**- TEAM 1-1.



	GAME 9 November 27, 2020 Kenan Memorial Stadium Attend: 3,535 TV: ABC	
(2/2/2) NOTRE DAME	31	
(19/25/23) NORTH CAROLINA	17	

CHAPEL HILL, N.C. — No. 2 Notre Dame slowed down one of the highest scoring offenses in the country en route to its 15-straight victory in the 31-17 win over No. 19 North Carolina at Kenan Memorial Stadium. Ian Book completed 23-of-33 passes for 279 yards and one touchdown. Book also had an effective day on the ground, finishing the game with 48 yards on eight carries. Javon McKinley was Book's favorite target on the day, hauling in six receptions for a career-high 135 yards. Kyren Williams led the way on the ground with 124 yards on 23 carries and three total touchdowns, marking his second career three-touchdown game. Defensively, Jeremiah Owusu-Koramoah was all over the field for the Irish, leading the team with nine tackles, which tied a career high. North Carolina entered the game averaging 43.3 points per game and the Irish defense held the hosts to a season-low 17 points on the day. The Irish also limited the Tar Heels to just 298 total yards after coming into the game averaging 563.4 yards per game. The Tar Heels only mustered 87 yards rushing, the fewest for them in a game since 2017.

SCORE BY QUARTERS

	1	2	3	4	Final
Notre Dame	14	3	7	7	31
North Carolina	14	3	0	0	17

SCORING SUMMARY

1st 09:56 NC	Simmons, E 6 yd pass from Howell, S (Atkins, G kick), 7-50 2:54; ND 0, NC 7
05:19 ND	Williams, K 2 yd run (Doerer, J kick), 9-75 4:37; ND 7, NC 7
02:59 NC	Howell, S 1 yd run (Atkins, G kick), 7-75 2:20; ND 7, NC 14
01:05 ND	Williams, K 4 yd pass from Book, I (Doerer, J kick), 4-82 1:50; ND 14, NC 14
2nd 01:10 NC	Atkins, G 42 yd field goal, 12-72 4:40; ND 14, NC 17
00:00 ND	Doerer, J 32 yd field goal, 7-61 1:10; ND 17, NC 17
3rd 07:05 ND	Skowronek, B 13 yd run (Doerer, J kick), 13-97 5:22; ND 24, NC 17
4th 01:20 ND	Williams, K 1 yd run (Doerer, J kick), 8-89 4:32; ND 31, NC 17

TEAM STATISTICS

	ND	NC
FIRST DOWNS	25	14
RUSHES-YARDS (NET)	36-199	30-87
PASSING YARDS (NET)	279	211
Passes Comp-Att-Int	23-33-0	17-27-0
TOTAL OFFENSE PLAYS-YARDS	69-478	57-298
Fumble Returns-Yards	0-0	0-0
Punt Returns-Yards-TDs	1-8	1-0
Kickoff Returns-Yards	1-18	0-0
Interception Returns-Yards	0-0	0-0
Punts (Number-Avg)	5-43.0	7-50.6
Fumbles-Lost	1-0	0-0
Penalties-Yards	4-24	9-90
Possession Time	35:04	24:56
Third-Down Conversions	4 of 11	2 of 11
Fourth-Down Conversions	0 of 0	0 of 1
Red-Zone Scores-Chances	5-6	2-2
Sacks By: Number-Yards	6-21	2-15


Rushing: Notre Dame- Kyren Williams 23-124, Ian Book 8-48, Chris Tyree 2-16, Ben Skowronek 1-13, TEAM 2--2. **North Carolina**- Michael Carter 8-57, Javonte Williams 11-28, Sam Howell 11-2.

Passing: Notre Dame- Ian Book 22-33-0-279. **North Carolina**- Sam Howell 17-27-0-211.

Receiving: Notre Dame- Javon McKinley 6-135, Michael Mayer 4-54, Kyren Williams 4-20, Ben Skowronek 3-34, Joe Wilkins Jr. 2-16, George Takacs 1-13, Avery Davis 1-5, Lawrence Keys III 1-1, Tommy Tremble 1-1. **North Carolina**- Dazz Newsome 6-64, Dyami Brown 4-84, Emery Simmons 2-11, Javonte Williams 2-10, Michael Carter 1-23, Josh Downs 1-10, Garrett Walston 1-9.

Interceptions: Notre Dame- None. **North Carolina**- None.

Fumbles: Notre Dame- TEAM 1-0. **North Carolina**- None.

	GAME 10 December 5, 2020 Notre Dame Stadium Attend: 6,831 TV: NBC	
SYRACUSE	21	
(2/2/2) NOTRE DAME	45	

NOTRE DAME, Ind. — With the win, QB Ian Book secured his 30th-career win at Notre Dame, the most in school history. The graduate student finished 24-for-37 for 285 yards and five total TDs in his final game at Notre Dame Stadium. Book scampered for two rushing TDs in the game to tie for fourth all-time in career rushing TDs by a quarterback with 16. Javon McKinley finished with 111 yards on seven receptions and three touchdowns (a career high in receptions and TDs for the graduate student). Kyren Williams finished the game with 110 yards on 20 carries to eclipse the 1,000 yard mark for the season. Defensively, the Irish had one of its most effective games of the season after forcing four Syracuse turnovers. Clarence Lewis had a career night with both a team and personal best 12 tackles, plus one forced fumble. Furthermore, Daelin Hayes recorded his first career interception in the second half.

SCORE BY QUARTERS

	1	2	3	4	Final
Syracuse	0	7	7	7	21
Notre Dame	3	21	14	7	45

SCORING SUMMARY

1st 09:32 ND	Jonathan Doerer 25 yd field goal, 12-73 5:28; SU 0, ND 3
2nd 09:55 SU	Queeley, A. 18 yd pass from Culpepper, R. (Szmyt, A. kick), 10-62 4:07; SU 7, ND 3
03:18 ND	Ian Book 28 yd run (Jonathan Doerer kick), 5-72 2:18; SU 7, ND 10
01:30 ND	Javon McKinley 21 yd pass from Ian Book (Jonathan Doerer kick), 1-21 0:08; SU 7, ND 17
00:06 ND	Javon McKinley 28 yd pass from Ian Book (Jonathan Doerer kick), 6-68 0:32; SU 7, ND 24
3rd 11:20 SU	Tucker, S. 40 yd run (Szmyt, A. kick), 5-57 2:14; SU 14, ND 24
06:32 ND	Ian Book 17 yd run (Jonathan Doerer kick), 8-53 3:23; SU 14, ND 31
01:07 ND	Javon McKinley 26 yd pass from Ian Book (Jonathan Doerer kick), 3-68 1:03; SU 14, ND 38
4th 06:25 ND	Chris Tyree 94 yd run (Jonathan Doerer kick), 2-87 0:52; SU 14, ND 45
05:33 SU	Lutz, C. 80 yd run (Szmyt, A. kick), 2-81 0:52; SU 21, ND 45

TEAM STATISTICS

	SU	ND
FIRST DOWNS	15	26
RUSHES-YARDS (NET)	35-229	40-283
PASSING YARDS (NET)	185	285
Passes Comp-Att-Int	18-30-1	24-37-1
TOTAL OFFENSE PLAYS-YARDS	65-414	77-568
Fumble Returns-Yards	0-0	1-12
Punt Returns-Yards-TDs	0-0	2-12
Kickoff Returns-Yards	0-0	3-73
Interception Returns-Yards	1-11	1-13
Punts (Number-Avg)	7-42.6	4-38.2
Fumbles-Lost	4-3	1-1
Penalties-Yards	8-90	4-40
Possession Time	26:10	33:50
Third-Down Conversions	5 of 14	7 of 15
Fourth-Down Conversions	1 of 1	1 of 2
Red-Zone Scores-Chances	1-1	2-2
Sacks By: Number-Yards	2-10	1-3

Rushing: Syracuse- C. Lutz 7-114, S. Tucker 23-101, R. Culpepper 3-8, T. Harris 1-4, N. Johnson 1-2.

Notre Dame- Kyren Williams 20-110, Chris Tyree 6-109, Ian Book 8-53, C'Bo Flemister 3-10, Cameron Ekanayake 3-1.

Passing: Syracuse- R. Culpepper 18-29-1-185, D. Markiewicz 0-1-0-0. **Notre Dame**- Ian Book 24-37-1-285.

Receiving: Syracuse- T. Harris 8-69, A. Queeley 4-42, S. Tucker 2-46, N. Johnson 2-13, A. Hackett 1-10, C. Elmore 1-5. **Notre Dame**- Javon McKinley 7-111, Michael Mayer 5-36, Ben Skowronek 4-71, Kyren Williams 3-33, Avery Davis 2-10, Tommy Tremble 1-18, Chris Tyree 1-6, Braden Lenzy 1-0.

Interceptions: Syracuse- J. Carter 1-11. **Notre Dame**- Daelin Hayes 1-13.

Fumbles: Syracuse- R. Culpepper 2-2, T. Harris 1-0, A. Hackett 1-1. **Notre Dame**- Ian Book 1-1.

	ACC CHAMPIONSHIP December 19, 2020 Bank of America Stadium Attend: 5,240 TV: ABC	
(3/4/3) CLEMSON	34	
(2/2/2) NOTRE DAME	10	

CHARLOTTE, N.C. — No. 2 Notre Dame suffered its first defeat of the season to third-ranked Clemson 34-10 at Bank of America Stadium. Ian Book led the Irish offensively with 219 yards passing on the night. Michael Mayer tied a career high with a team-high five receptions and totaled 51 yards. Ben Skowronek and Javon McKinley both had four receptions and finished with 54 and 37 yards, respectively. Chris Tyree took his 21 yards into the end zone for the Irish. On the defensive side of the ball, Kyle Hamilton put together his best game of the season. He tallied his first interception of the season along with a career-high 10 tackles. Jeremiah Owusu-Koramoah added seven tackles and a team-high 2.0 tackles-for-loss. Jonathan Doerer connected on a 51-yard field goal, which was an ACC Championship Game record, to end the drive and get the Irish on the board. In the second half, the Tigers extended their lead and did not allow the Irish to get back into the game.

SCORE BY QUARTERS

	1	2	3	4	Final
Clemson	7	17	7	3	34
Notre Dame	3	0	0	7	10

SCORING SUMMARY

1st	08:16	ND	Doerer, J 51 yd field goal, 11-46 6:44; CU 0, ND 3
	00:41	CU	Amari Rodgers 67 yd pass from Trevor Lawrence (B.T. Potter kick), 3-80 1:01; CU 7, ND 3
2nd	09:24	CU	E.J. Williams 33 yd pass from Trevor Lawrence (B.T. Potter kick), 6-72 2:44; CU 14, ND 3
	04:28	CU	B.T. Potter 27 yd field goal, 8-63 2:37; CU 17, ND 3
	00:21	CU	Travis Etienne 44 yd run (B.T. Potter kick), 10-88 1:49; CU 24, ND 3
3rd	03:43	CU	Trevor Lawrence 34 yd run (B.T. Potter kick), 8-83 2:35; CU 31, ND 3
4th	10:31	CU	B.T. Potter 37 yd field goal, 12-66 6:22; CU 34, ND 3
	08:09	ND	Tyree, C 21 yd run (Doerer, J kick), 7-75 2:22; CU 34, ND 10

TEAM STATISTICS

	CU	ND
FIRST DOWNS	23	18
RUSHES-YARDS (NET)	27-219	30-44
PASSING YARDS (NET)	322	219
Passes Comp-Att-Int	25-39-1	20-28-0
TOTAL OFFENSE PLAYS-YARDS	66-541	58-263
Fumble Returns-Yards	0-0	0-0
Punt Returns-Yards-TDs	1-2	1-0
Kickoff Returns-Yards	2-53	2-37
Interception Returns-Yards	0-0	1-14
Punts (Number-Avg)	3-37.3	6-48.2
Fumbles-Lost	0-0	4-0
Penalties-Yards	5-60	2-25
Possession Time	28:08	31:52
Third-Down Conversions	8 of 14	3 of 12
Fourth-Down Conversions	1 of 1	0 of 1
Red-Zone Scores-Chances	2-2	0-1
Sacks By: Number-Yards	6-39	2-6

Rushing: Clemson- Travis Etienne 10=124, Trevor Lawrence 14-90, Sylvester Mayers 1-2, Chez Mellusi 1-2, Darien Rencher 1-1. **Notre Dame-** Kyren Williams 15-50, Chris Tyree 1-21, Avery Davis 1-18, C'Bo Flemister 1-4, TEAM 2-6, Ian Book 10-35.

Passing: Clemson- Trevor Lawrence 25-36-1-322, TEAM 0-2-0-0, D.J. Uiagalelei 0-1-0-0. **Notre Dame-** Ian Book 20-28-0-219.

Receiving: Clemson- Amari Rodgers 8-121, E.J. Williams 4-80, Cornell Powell 4-59, Braden Galloway 3-15, Travis Etienne 3-12, Chez Mellusi 2-31, J.C. Chalk 1-4. **Notre Dame-** Michael Mayer 5-51, Ben Skowronek 4-54, Javon McKinley 3-37, Kyren Williams 3-14, Tommy Tremble 2-41, Avery Davis 2-15, Chris Tyree 1-7.

Interceptions: Clemson- None. **Notre Dame-** Kyle Hamilton 1-14.

Fumbles: Clemson- None. **Notre Dame-** Ian Book 1-0, Kyren Williams 1-0, Michael Mayer 1-0, Matt Salerno 1-0.

	COLLEGE FOOTBALL PLAYOFF AT THE ROSE BOWL GAME January 1, 2021 AT&T Stadium Attend: 18373 TV: ABC	
(4/4/4) NOTRE DAME	14	
(1/1/1) ALABAMA	31	

ARLINGTON, Texas — Playing in the Rose Bowl for just the second time in program history, Notre Dame fell 31-14 in the College Football Playoff Semifinal at AT&T Stadium. Kyren Williams carried the load for the Irish offensively on the day, finishing with 16 carries for 64 yards and one touchdown. Williams also set a career high with eight receptions out of the backfield. Ian Book added 55 yards on the ground and one rushing touchdown to go with 27-for-39 in the air for 229 yards. Michael Mayer also set a career high in receptions after he finished with seven in the game. Defensively, Shaun Crawford tied a career high with a team-high nine tackles. Drew White totaled his season best mark with nine tackles and Kyle Hamilton was all over the field with seven tackles (six solo), one tackle-for-loss and one pass breakup.

SCORE BY QUARTERS

	1	2	3	4	Final
Notre Dame	0	7	0	7	14
Alabama	14	7	7	3	31

SCORING SUMMARY

1st	10:14	UA	DeVonta Smith 26 yd pass from Mac Jones (Will Reichard kick), 7-79 2:36; ND 0, UA 7
	04:19	UA	Jahleel Billingsley 12 yd pass from Mac Jones (Will Reichard kick), 5-97 2:11; ND 0, UA 14
2nd	11:16	ND	Kyren Williams 1 yd run (Jonathan Doerer kick), 15-75 8:03; ND 7, UA 14
	08:49	UA	DeVonta Smith 34 yd pass from Mac Jones (Will Reichard kick), 6-84 2:21; ND 7, UA 21
3rd	04:58	UA	DeVonta Smith 7 yd pass from Mac Jones (Will Reichard kick), 5-62 2:29; ND 7, UA 28
4th	12:45	UA	Will Reichard 41 yd field goal, 10-47 4:20; ND 7, UA 31
	00:56	ND	Ian Book 1 yd run (Jonathan Doerer kick), 14-80 4:36; ND 14, UA 31

TEAM STATISTICS

	ND	UA
FIRST DOWNS	24	24
RUSHES-YARDS (NET)	38-139	25-140
PASSING YARDS (NET)	236	297
Passes Comp-Att-Int	28-42-1	25-30-0
TOTAL OFFENSE PLAYS-YARDS	80-375	55-437
Fumble Returns-Yards	0-0	0-0
Punt Returns-Yards-TDs	0-0	1-20
Kickoff Returns-Yards	1-8	1-16
Interception Returns-Yards	0-0	0-0
Punts (Number-Avg)	4-47.2	3-42.3
Fumbles-Lost	2-0	0-0
Penalties-Yards	3-25	6-59
Possession Time	33:43	26:17
Third-Down Conversions	8 of 16	6 of 10
Fourth-Down Conversions	2 of 3	0 of 0
Red-Zone Scores-Chances	2-4	2-2
Sacks By: Number-Yards	1-8	2-15

Rushing: Notre Dame- Kyren Williams 16-64, Ian Book 15-55, Chris Tyree 5-16, Ben Skowronek 1-4, C'Bo Flemister 1-0. **Alabama-** Najee Harris 15-125, Mac Jones 6-18, Brian Robinson Jr. 2-4, TEAM 1-2, DeVonta Smith 1-5.

Passing: Notre Dame- Ian Book 27-39-1-229, TEAM 0-2-0-0, Drew Pyne 1-1-0-7. **Alabama-** Mac Jones 25-30-0-297.

Receiving: Notre Dame- Kyren Williams 8-31, Michael Mayer 7-62, Ben Skowronek 4-41, Chris Tyree 4-37, Jacon McKinley 2-20, Lawrence Keys III 1-20, Avery Davis 1-15, George Takacs 1-10. **Alabama-** DeVonta Smith 7-130, Jahleel Billingsley 4-39, Najee Harris 4-30, John Metchie 3-53, Miller Forristall 3-31, Slade Bolden 2-22, Xavier Williams 1-0, Mac Jones 1-0.

Interceptions: Notre Dame- None. **Alabama-** Christian Harris 1-0.

Fumbles: Notre Dame- Chris Tyree 1-0, Ian Book 1-0. **Alabama-** None.



The Automated ScoreBook
Notre Dame Overall Team Statistics (as of Jan 01, 2021)
All games

Team Statistics	ND	OPP
SCORING	401	236
Points Per Game	33.4	19.7
Points Off Turnovers	73	34
FIRST DOWNS	291	209
Rushing	130	73
Passing	131	117
Penalty	30	19
RUSHING YARDAGE	2533	1356
Yards gained rushing	2807	1688
Yards lost rushing	274	332
Rushing Attempts	505	354
Average Per Rush	5.0	3.8
Average Per Game	211.1	113.0
TDs Rushing	33	12
PASSING YARDAGE	2849	2767
Comp-Att-Int	231-362-3	225-388-7
Average Per Pass	7.9	7.1
Average Per Catch	12.3	12.3
Average Per Game	237.4	230.6
TDs Passing	15	14
TOTAL OFFENSE	5382	4123
Total Plays	867	742
Average Per Play	6.2	5.6
Average Per Game	448.5	343.6
KICK RETURNS: #-Yards	23-492	35-635
PUNT RETURNS: #-Yards	14-128	12-44
INT RETURNS: #-Yards	7-68	3-11
KICK RETURN AVERAGE	21.4	18.1
PUNT RETURN AVERAGE	9.1	3.7
INT RETURN AVERAGE	9.7	3.7
FUMBLES-LOST	18-8	16-10
PENALTIES-Yards	53-456	77-719
Average Per Game	38.0	59.9
PUNTS-Yards	43-1839	60-2414
Average Per Punt	42.8	40.2
Net punt average	41.3	37.8
KICKOFFS-Yards	73-4152	52-3111
Average Per Kick	56.9	59.8
Net kick average	41.7	40.3
TIME OF POSSESSION/Game	33:56	26:04
3RD-DOWN Conversions	82/165	48/153
3rd-Down Pct	50%	31%
4TH-DOWN Conversions	10/16	8/18
4th-Down Pct	62%	44%
SACKS BY-Yards	31-172	25-137
MISC YARDS	0	37
TOUCHDOWNS SCORED	51	27
FIELD GOALS-ATTEMPTS	15-23	16-18
ON-SIDE KICKS	1-1	1-1
RED-ZONE SCORES	(46-60) 77%	(26-30) 87%
RED-ZONE TOUCHDOWNS	(35-60) 58%	(16-30) 53%
PAT-ATTEMPTS	(50-50) 100%	(24-24) 100%
ATTENDANCE	58615	19986
Games/Avg Per Game	6/9769	4/4996
Neutral Site Games		2/11806

The Automated ScoreBook
Notre Dame Overall Individual Statistics (as of Jan 01, 2021)
All games

Rushing	gp-gs	att	gain	loss	net	avg	td	lg	avg/g
Kyren Williams	12-12	211	1166	41	1125	5.3	13	65	93.8
Chris Tyree	12-0	73	525	29	496	6.8	4	94	41.3
Ian Book	12-12	116	635	150	485	4.2	9	33	40.4
C'Bo Flemister	9-0	58	307	8	299	5.2	5	31	33.2
Avery Davis	12-4	3	57	0	57	19.0	0	29	4.8
Jay Bramblett	12-0	2	21	0	21	10.5	0	14	1.8
Ben Skowronek	10-10	2	17	0	17	8.5	1	13	1.7
Javon McKinley	12-12	1	15	0	15	15.0	0	15	1.2
Smith, J	1-0	5	15	0	15	3.0	0	7	15.0
Braden Lenzy	7-1	3	8	0	8	2.7	0	3	1.1
Jafar Armstrong	12-0	17	30	22	8	0.5	1	9	0.7
Drew Pyne	4-0	1	4	0	4	4.0	0	4	1.0
Tommy Tremble	12-10	1	4	0	4	4.0	0	4	0.3
Cameron Ekanaya	1-0	3	3	2	1	0.3	0	2	1.0
Brendon Clark	1-0	1	0	4	-4	-4.0	0	0	-4.0
TEAM	8-0	8	0	18	-18	-2.2	0	0	-2.2
Total	12	505	2807	274	2533	5.0	33	94	211.1
Opponents	12	354	1688	332	1356	3.8	12	80	113.0

Passing	gp-gs	effic	comp	att	in	pct	yds	td	lg	avg/g
Ian Book	12-12	144.25	228	353	3	64.6	2830	15	75	235.8
Brendon Clark	1-0	52.93	1	3	0	33.3	7	0	7	7.0
TEAM	8-0	0.00	0	3	0	0.0	0	0	0	0.0
Drew Pyne	4-0	100.27	2	3	0	66.7	12	0	7	3.0
Total	12	141.94	231	362	3	63.8	2849	15	75	237.4
Opponents	12	126.19	225	388	7	58.0	2767	14	67	230.6

Receiving	gp-gs	no.	yds	avg	td	lg	avg/g
Javon McKinley	12-12	42	717	17.1	3	53	59.8
Michael Mayer	12-3	42	450	10.7	2	29	37.5
Kyren Williams	12-12	35	313	8.9	1	75	26.1
Ben Skowronek	10-10	29	439	15.1	5	73	43.9
Avery Davis	12-4	24	322	13.4	2	53	26.8
Tommy Tremble	12-10	19	218	11.5	0	30	18.2
Chris Tyree	12-0	8	65	8.1	0	27	5.4
Braden Lenzy	7-1	7	63	9.0	1	22	9.0
Joe Wilkins, Jr.	11-0	7	63	9.0	1	15	5.7
Lawrence Keys III	8-0	5	51	10.2	0	20	6.4
Jafar Armstrong	12-0	3	38	12.7	0	20	3.2
George Takacs	10-0	3	30	10.0	0	13	3.0
Brock Wright	12-8	3	21	7.0	0	11	1.8
C'Bo Flemister	9-0	2	36	18.0	0	27	4.0
Kevin Austin	2-0	1	18	18.0	0	18	9.0
Kevin Bauman	4-0	1	5	5.0	0	5	1.2
Total	12	231	2849	12.3	15	75	237.4
Opponents	12	225	2767	12.3	14	67	230.6

Punt Returns	no.	yds	avg	td	lg
Matt Salerno	10	45	4.5	0	13
Lawrence Keys III	2	-3	-1.5	0	3
Isaiah Foskey	1	31	31.0	1	0
Osita Ekwonu	1	54	54.0	0	0
Jordan Botelho	0	1	0.0	1	1
Total	14	128	9.1	2	13
Opponents	12	44	3.7	0	20

Interceptions	no.	yds	avg	td	lg
Daelin Hayes	1	13	13.0	0	13
Jack Kiser	1	2	2.0	0	2
Shaun Crawford	1	23	23.0	0	23
Kyle Hamilton	1	14	14.0	0	14
Nick McCloud	1	0	0.0	0	0
Bo Bauer	1	16	16.0	0	16
Jer., Owusu-Koram	1	0	0.0	0	0
Total	7	68	9.7	0	23
Opponents	3	11	3.7	0	11

Kick Returns	no.	yds	avg	td	lg
Chris Tyree	22	456	20.7	0	38
Jafar Armstrong	1	36	36.0	0	36
Total	23	492	21.4	0	38
Opponents	35	635	18.1	0	37

Fumble Returns	no.	yds	avg	td	lg
Nick McCloud	1	3	3.0	0	3
Marist Liufau	1	12	12.0	0	12
Jer., Owusu-Koram	1	23	23.0	1	23
Total	3	38	12.7	1	23
Opponents	1	93	93.0	1	93



The Automated ScoreBook
Notre Dame Overall Individual Statistics (as of Jan 01, 2021)
All games

Scoring	td	fg	PAT				dx	saf	pts	Total Offense	g	plays	rush	pass	total	avg/g
			kick	rush	rcv	pass										
Jonathan Doerer	-	15-23	48-48	-	-	-	-	-	93	Ian Book	12	469	485	2830	3315	276.2
Kyren Williams	14	-	-	-	-	-	-	-	84	Kyren Williams	12	211	1125	0	1125	93.8
Ian Book	9	-	-	-	-	0-1	-	-	54	Chris Tyree	12	73	496	0	496	41.3
Ben Skowronek	6	-	-	-	-	-	-	-	36	C'Bo Flemister	9	58	299	0	299	33.2
C'Bo Flemister	5	-	-	-	-	-	-	-	30	Avery Davis	12	3	57	0	57	4.8
Chris Tyree	4	-	-	-	-	-	-	-	24	Jay Bramblett	12	2	21	0	21	1.8
Javon McKinley	3	-	-	-	-	-	-	-	18	Ben Skowronek	10	2	17	0	17	1.7
Avery Davis	2	-	-	-	-	-	-	-	12	Drew Pyne	4	4	4	12	16	4.0
Michael Mayer	2	-	-	-	-	-	-	-	12	Javon McKinley	12	1	15	0	15	1.2
Isaiah Foskey	1	-	-	-	-	-	-	-	6	Smith, J	1	5	15	0	15	15.0
Jer., Owusu-Koram	1	-	-	-	-	-	-	-	6	Jafar Armstrong	12	17	8	0	8	0.7
Jafar Armstrong	1	-	-	-	-	-	-	-	6	Braden Lenzy	7	3	8	0	8	1.1
Jordan Botelho	1	-	-	-	-	-	-	-	6	Tommy Tremble	12	1	4	0	4	0.3
Braden Lenzy	1	-	-	-	-	-	-	-	6	Brendon Clark	1	4	-4	7	3	3.0
Joe Wilkins, Jr.	1	-	-	-	-	-	-	-	6	Cameron Ekanaya	1	3	1	0	1	1.0
Dawson Goepferic	-	-	2-2	-	-	-	-	-	2	TEAM	8	11	-18	0	-18	-2.2
Total	51	15-23	50-50	-	-	0-1	-	-	401	Total	12	867	2533	2849	5382	448.5
Opponents	27	16-18	24-24	1-2	-	0-1	-	-	236	Opponents	12	742	1356	2767	4123	343.6

Field Goals	fg	pct.	01-19	20-29	30-39	40-49	50-99	lg	blk	Punting	no.	yds	avg	lg	tb	fc	i20	50+	blk
Jonathan Doerer	15-23	65.2	0-0	6-7	5-7	3-5	1-4	51	0	Jay Bramblett	43	1834	42.8	59	1	15	12	10	0
										Total	43	1834	42.8	59	1	15	12	10	0
										Opponents	60	2414	40.2	62	1	27	27	11	2
FG Sequence	Notre Dame	Opponents																	
Duke	(48),(34)	(29),(30)																	
South Fla.	38,(22)	-																	
Florida St.	45	(42),(26)																	
Louisville	(32),(30)	52																	
Pitt	(21)	(45)																	
Georgia Tech	(32)	44																	
Clemson	(24),(27),(45),57,(44)	(25),(45),(46),(30)																	
Boston College	(23),48	(41),(31),(35)																	
North Carolina	(32),32	(42)																	
Syracuse	(25),50	-																	
Clemson	(51),24	(27),(37)																	
Alabama	51	(41)																	

Numbers in (parentheses) indicate field goal was made.



The Automated ScoreBook
Notre Dame Overall Defensive Statistics (as of Jan 01, 2021)
All games

##	Defensive Leaders	gp-gs	Tackles				Sacks no-yds	Pass defense			Fumbles		blkd	
			ua	a	tot	ttl/yds		int-yds	brup	qbh	rcv-yds	ff	kick	saf
1H	Kyle Hamilton	11-11	51	12	63	4.5-16	.	1-14	6	2
6	Jer., Owusu-Koramoah	12-12	42	20	62	11.0-40	1.5-11	1-0	3	2	2-23	3	.	.
40	Drew White	12-12	30	27	57	9.0-27	1.5-9	.	2	2
2C	Shaun Crawford	12-12	40	17	57	4.5-25	2.0-16	1-23	5	.	1-0	.	.	.
2L	Clarence Lewis	12-6	29	4	33	1.0-3	.	.	7	.	.	1	.	.
4M	Nick McCloud	12-11	22	11	33	2.0-3	.	1-0	8	.	2-3	.	.	.
5B	Bo Bauer	12-0	17	9	26	4.5-17	1.0-7	1-16	1	3
2T	TaRiq Bracy	8-6	22	2	24	2.0-7	.	.	3
91	Adetokunbo Ogundeji	12-12	15	8	23	7.0-28	7.0-28	.	.	7	1-0	1	.	.
35	Marist Liufau	10-3	10	12	22	1.5-2	0.5-1	.	.	1	1-12	.	.	.
7F	Isaiah Foskey	12-0	12	8	20	5.0-34	4.5-33	.	1	5	.	.	1	.
2K	Jack Kiser	11-1	16	4	20	3.0-5	.	1-2	.	1
41	Kurt Hinish	12-12	13	6	19	7.5-22	2.0-6	.	.	1
1A	Justin Ademilola	12-0	10	7	17	2.5-5	1.0-2	.	1
9	Daelin Hayes	12-12	12	5	17	6.0-32	3.0-19	1-13	1	3	1-0	2	.	.
95	M. Tagovailoa-Amosa	11-9	11	6	17	6.0-21	2.5-10	.	.	2	2-0	1	.	.
33	Shayne Simon	11-8	9	5	14	1.0-1	.	.	4	1
3G	Houston Griffith	12-2	13	1	14	1.0-4
31	Jack Lamb	12-0	11	2	13	2
5C	Howard Cross III	12-0	8	5	13	1	13	.	.	.
57	Jayson Ademilola	8-2	4	7	11	1.5-12	0.5-4	.	.	4
29	Ovie Oghoufo	11-0	7	3	10	1.5-9	1.5-9	.	2	1
1P	Isaiah Pryor	12-0	8	.	8	1.0-7	1.0-7	.	.	1	.	1	.	.
1B	DJ Brown	12-0	7	1	8	.	.	.	2	1
1M	Paul Moala	3-0	5	2	7
99	Rylie Mills	9-1	2	5	7	2.0-8	0.5-4
2B	JD Bertrand	11-0	5	2	7
54	Jacob Lacey	11-0	1	3	4	1.0-2	.	.	1
1J	Jordan Botelho	11-0	2	2	4
1W	KJ Wallace	4-0	2	1	3	1.0-4
5	Cam Hart	9-0	2	1	3	.	.	.	2
34	Osita Ekwonu	9-0	2	1	3	1	.
11	Ben Skowronek	10-10	2	.	2
9E	Ehrensberger, Al	1-0	2	.	2	2.0-7	1.0-6
TM	,TEAM	8-0	2	.	2	1.0-3
19	Jay Bramblett	12-0	1	.	1
65	Michael Vinson	12-0	.	1	1
39	Jonathan Doerer	12-0	1	.	1
4	Kevin Austin	2-0	1	.	1
20	C'Bo Flemister	9-0	.	1	1
87	Michael Mayer	12-3	1	.	1
89	Brock Wright	12-8	1	.	1
Total		12	451	201	652	90-344	31-172	7-68	49	40	10-38	9	2	.
Opponents		12	547	240	787	65-248	25-137	3-11	26	32	8-93	10	.	.

HERE COME THE IRISH

THE FIGHTING IRISH

COACHES AND STAFF

2020 SEASON IN REVIEW

HISTORY & RECORDS

UNIVERSITY & MEDIA INFO



The Automated ScoreBook
Notre Dame Team Game-by-Game (as of Jan 01, 2021)
All games

TEAM STATISTICS

Date	Opponent	Rushing				Receiving				Passing				Kick Returns				Punt Returns				tot off	
		no.	yds	td	lg	no.	yds	td	lg	cmp	att	int	yds	td	lg	no.	yds	td	lg	no.	yds		td
Sep 12	DUKE	42	178	2	26	19	263	1	75	19	31-1	263	1	75	4	90	0	38	1	3	0	3	441
Sep 19	SOUTH FLA.	45	281	6	31	13	149	0	27	13	21-0	149	0	27	1	14	0	14	2	62	1	7	430
Oct 10	FLORIDA ST.	42	353	4	65	16	201	2	38	16	25-0	201	2	38	3	90	0	36	1	-6	0	0	554
Oct 17	LOUISVILLE	49	232	1	24	11	106	0	18	11	19-0	106	0	18	1	22	0	22	0	0	0	0	338
10/24/20	at Pitt	50	115	2	18	17	319	3	73	17	33-0	319	3	73	1	17	0	17	3	32	1	1	434
Oct 31	at Georgia Tech	44	227	3	21	18	199	1	34	18	26-0	199	1	34	2	39	0	20	0	0	0	0	426
Nov 07	CLEMSON	40	208	3	65	22	310	1	53	22	39-0	310	1	53	0	0	0	0	1	5	0	5	518
Nov 14	at Boston College	49	274	3	29	20	283	3	48	20	28-0	283	3	48	4	84	0	22	2	12	0	12	557
Nov 27	at North Carolina	36	199	3	47	23	279	1	53	23	33-0	279	1	53	1	18	0	18	1	8	0	8	478
Dec 05	SYRACUSE	40	283	3	94	24	285	3	29	24	37-1	285	3	29	3	73	0	33	2	12	0	13	568
Dec 19	vs Clemson	30	44	1	24	20	219	0	30	20	28-0	219	0	30	2	37	0	20	1	0	0	0	263
Jan 01	vs Alabama	38	139	2	20	28	236	0	27	28	42-1	236	0	27	1	8	0	12	0	0	0	0	375
Notre Dame		505	2533	33	94	231	2849	15	75	231	362-3	2849	15	75	23	492	0	38	14	128	2	13	5382
		354	1356	12	80	225	2767	14	67	225	388-7	2767	14	67	35	635	0	37	12	44	0	20	4123

Games: 12 • Avg/rush: 5.0 • Avg/catch: 12.3 • Pass effic: 141.94 • KR avg: 21.4 • PR avg: 9.1 • All purpose avg/game: 505.8 • Total offense

		Tackles				Sacks	Fumble		Pass Defense			blkd	PAT Attempts			off		
Date	Opponent	ua	a	total	tfl-yds	no-yds	ff	fr-yds	int-yds	qbh	brup	kick	kick	rush	rcv	saf	t/o	pts
Sep 1	DUKE	38	26	64	7.0-33	3.0-21	1	2-0	0-0	9	6	0	3-3	0	0	0	7	27
Sep 1	SOUTH FLA.	44	10	54	11.0-36	2.0-15	0	0-0	0-0	8	6	1	7-7	0	0	0	0	52
Oct 10	FLORIDA ST.	53	6	59	9.0-43	4.0-22	0	0-0	1-23	6	6	0	6-6	0	0	0	0	42
Oct 17	LOUISVILLE	35	8	43	8.0-21	0.0-0	0	0-0	0-0	0	2	0	0-0	0	0	0	0	12
10/24/	at Pitt	24	16	40	6.0-27	3.0-19	1	0-0	3-16	6	2	1	6-6	0	0	0	21	45
Oct 31	at Georgia Tech	35	19	54	9.0-48	5.0-34	2	1-0	0-0	2	2	0	4-4	0	0	0	7	31
Nov 0	CLEMSON	52	12	64	10.0-30	2.0-14	1	3-26	0-0	4	4	0	5-5	0	0	0	10	47
Nov 1	at Boston College	24	20	44	7.0-25	2.0-9	0	1-0	1-2	1	6	0	6-6	0	0	0	14	45
Nov 2	at North Carolina	30	26	56	8.0-26	6.0-21	0	0-0	0-0	1	4	0	4-4	0	0	0	0	31
Dec 0	SYRACUSE	46	8	54	6.0-18	1.0-3	4	3-12	1-13	1	5	0	6-6	0	0	0	14	45
Dec 1	vs Clemson	40	20	60	5.0-15	2.0-6	0	0-0	1-14	2	4	0	1-1	0	0	0	0	10
Jan 01	vs Alabama	30	30	60	4.0-22	1.0-8	0	0-0	0-0	0	2	0	2-2	0	0	0	0	14
Notre Dame		451	201	652	90.0-344	31.0-172	9	10-38	7-68	40	49	2	50-50	0	0	0	73	401
		547	240	787	65.0-248	25.0-137	10	8-93	3-11	32	26	0	24-24	1	0	0	34	236

		Punting									Field Goals			Kickoffs				
Date	Opponent	no.	yds	avg	long	blkd	tb	fc	50+	i20	md-att	long	blkd	no.	yds	avg	tb	ob
Sep 1	DUKE	6	263	43.8	53	0	0	1	2	3	2-2	48	0	5	322	64.4	3	0
Sep 1	SOUTH FLA.	2	74	37.0	40	0	0	1	0	1	1-2	22	0	9	535	59.4	1	0
Oct 10	FLORIDA ST.	3	119	39.7	44	0	0	2	0	0	0-1	0	0	7	445	63.6	3	0
Oct 17	LOUISVILLE	2	83	41.5	42	0	0	2	0	0	2-2	32	0	4	254	63.5	1	0
10/24/	at Pitt	5	212	42.4	49	0	1	1	0	0	1-1	21	0	8	415	51.9	0	0
Oct 31	at Georgia Tech	3	119	39.7	45	0	0	0	0	0	1-1	32	0	6	313	52.2	2	0
Nov 0	CLEMSON	3	123	41.0	54	0	0	2	1	0	4-5	45	0	8	480	60.0	1	1
Nov 1	at Boston College	0	0	0.0	0	0	0	0	0	0	1-2	23	0	8	400	50.0	0	0
Nov 2	at North Carolina	5	215	43.0	57	0	0	1	2	2	1-2	32	0	5	250	50.0	2	0
Dec 0	SYRACUSE	4	153	38.2	42	0	0	2	0	1	1-2	25	0	8	420	52.5	4	0
Dec 1	vs Clemson	6	289	48.2	59	0	0	2	2	4	1-2	51	0	3	188	62.7	1	0
Jan 01	vs Alabama	4	189	47.2	53	0	0	1	3	1	0-1	0	0	2	130	65.0	1	0
Notre Dame		43	1839	42.8	59	0	1	15	10	12	15-23	51	0	73	4152	56.9	19	1
		60	2414	40.2	62	2	1	27	11	27	16-18	46	0	52	3111	59.8	21	0



The Automated ScoreBook
Notre Dame Opponent Game-by-Game (as of Jan 01, 2021)
All games

OPPONENT STATISTICS

		Rushing				Receiving				Passing				Kick Returns				Punt Returns				tot		
Date	Opponent	no.	yds	td	lg	no.	yds	td	lg	cmp	att	int	yds	td	lg	no.	yds	td	lg	no.	yds	td	lg	off
Sep 12	DUKE	30	75	1	23	20	259	0	55	20	37	0	259	0	55	2	41	0	25	4	27	0	13	334
Sep 19	SOUTH FLA.	33	106	0	42	12	125	0	36	12	29	0	125	0	36	8	129	0	26	0	0	0	0	231
Oct 10	FLORIDA ST.	40	153	2	33	17	252	1	48	17	31	1	252	1	48	4	66	0	22	0	0	0	0	405
Oct 17	LOUISVILLE	23	96	0	28	17	137	1	29	17	22	0	137	1	29	3	68	0	28	0	0	0	0	233
10/24/20	at Pitt	20	44	0	19	12	118	0	33	12	33	3	118	0	33	4	81	0	32	2	-8	0	0	162
Oct 31	at Georgia Tech	33	88	1	14	15	150	0	39	15	26	0	150	0	39	1	10	0	10	3	3	0	4	238
Nov 07	CLEMSON	33	34	2	13	29	439	2	53	29	44	0	439	2	53	5	81	0	24	0	0	0	0	473
Nov 14	at Boston College	25	85	1	22	18	272	2	40	18	40	1	272	2	40	5	90	0	25	0	0	0	0	357
Nov 27	at North Carolina	30	87	1	26	17	211	1	51	17	27	0	211	1	51	0	0	0	0	1	0	0	0	298
Dec 05	SYRACUSE	35	229	2	80	18	185	1	37	18	30	1	185	1	37	0	0	0	0	0	0	0	0	414
Dec 19	vs Clemson	27	219	2	44	25	322	2	67	25	39	1	322	2	67	2	53	0	37	1	2	0	2	541
Jan 01	vs Alabama	25	140	0	53	25	297	4	40	25	30	0	297	4	40	1	16	0	16	1	20	0	20	437
Opponents		354	1356	12	80	225	2767	14	67	225	388	7	2767	14	67	35	635	0	37	12	44	0	20	4123
		505	2533	33	94	231	2849	15	75	231	362	3	2849	15	75	23	492	0	38	14	128	2	13	5382

Games: 12 • Avg/rush: 3.8 • Avg/catch: 12.3 • Pass effic: 126.19 • KR avg: 18.1 • PR avg: 3.7 • All purpose avg/game: 404.2 • Total offense

		Tackles				Sacks	Fumble	Pass Defense			blkd	PAT Attempts			off			
Date	Opponent	ua	a	total	tfl-yds	no-yds	ff	fr-yds	int-yds	qbh	brup	kick	kick	rush	rcv	saf	t/o	pts
Sep 1	DUKE	48	18	66	5.0-18	3.0-14	0	0-0	1-0	2	0	0	1-1	0	0	0	0	13
Sep 1	SOUTH FLA.	45	18	63	3.0-11	0.0-0	2	0-0	0-0	1	2	0	0-0	0	0	0	0	0
Oct 10	FLORIDA ST.	45	14	59	1.0-1	0.0-0	1	2-0	0-0	3	1	0	2-2	0	0	0	10	26
Oct 17	LOUISVILLE	49	16	65	6.0-24	4.0-21	0	0-0	0-0	0	4	0	1-1	0	0	0	0	7
10/24/	at Pitt	50	28	78	12.0-37	2.0-5	1	0-0	0-0	11	3	0	0-0	0	0	0	0	3
Oct 31	at Georgia Tech	40	30	70	7.0-23	2.0-10	1	1-93	0-0	1	0	0	1-1	0	0	0	7	13
Nov 0	CLEMSON	51	8	59	8.0-24	2.0-8	1	1-0	0-0	4	4	0	4-4	0	0	0	0	40
Nov 1	at Boston College	45	34	79	1.0-1	0.0-0	2	3-0	0-0	1	2	0	2-2	1	0	0	3	31
Nov 2	at North Carolina	42	14	56	2.0-15	2.0-15	0	0-0	0-0	6	2	0	2-2	0	0	0	0	17
Dec 0	SYRACUSE	61	4	65	7.0-25	2.0-10	0	1-0	1-11	0	4	0	3-3	0	0	0	7	21
Dec 1	vs Clemson	32	30	62	10.0-50	6.0-39	1	0-0	0-0	3	2	0	4-4	0	0	0	0	34
Jan 01	vs Alabama	39	26	65	3.0-19	2.0-15	1	0-0	1-0	0	2	0	4-4	0	0	0	7	31
Opponents		547	240	787	65.0-248	25.0-137	10	8-93	3-11	32	26	0	24-24	1	0	0	34	236
		451	201	652	90.0-344	31.0-172	9	10-38	7-68	40	49	2	50-50	0	0	0	73	401

		Punting										Field Goals			Kickoffs				
Date	Opponent	no.	yds	avg	long	blkd	tb	fc	50+	i20	md-att	long	blkd	no.	yds	avg	tb	ob	
Sep 1	DUKE	6	274	45.7	60	0	0	3	2	4	2-2	30	0	4	258	64.5	0	0	
Sep 1	SOUTH FLA.	6	144	24.0	53	1	0	0	1	0	0-0	0	0	1	49	49.0	0	0	
Oct 10	FLORIDA ST.	6	264	44.0	51	0	0	3	1	2	2-2	42	0	6	382	63.7	3	0	
Oct 17	LOUISVILLE	5	202	40.4	51	0	0	2	1	3	0-1	0	0	2	118	59.0	1	0	
10/24/	at Pitt	8	267	33.4	43	1	0	4	0	4	1-1	45	0	2	129	64.5	1	0	
Oct 31	at Georgia Tech	4	165	41.2	58	0	1	3	1	0	0-1	0	0	2	125	62.5	0	0	
Nov 0	CLEMSON	3	125	41.7	45	0	0	2	0	1	4-4	46	0	8	520	65.0	8	0	
Nov 1	at Boston College	2	82	41.0	41	0	0	0	0	0	3-3	41	0	6	347	57.8	1	0	
Nov 2	at North Carolina	7	354	50.6	62	0	0	1	3	5	1-1	42	0	4	260	65.0	3	0	
Dec 0	SYRACUSE	7	298	42.6	50	0	0	4	2	3	0-0	0	0	4	254	63.5	1	0	
Dec 1	vs Clemson	3	112	37.3	39	0	0	2	0	3	2-2	37	0	7	404	57.7	3	0	
Jan 01	vs Alabama	3	127	42.3	46	0	0	3	0	2	1-1	41	0	6	265	44.2	0	0	
Opponents		60	2414	40.2	62	2	1	27	11	27	16-18	46	0	52	3111	59.8	21	0	
		43	1839	42.8	59	0	1	15	10	12	15-23	51	0	73	4152	56.9	19	0	



The Automated ScoreBook
Notre Dame Games Played (as of Jan 01, 2021)
All games

##	PLAYER	GP-GS	DU	USF	FSU	UL	UP	GT	CU	BC	NC	SU	CU	UA
22	Abdur-Rahman, K	1/-	...	XXX
5A	Ademilola, Ja	8/2	XXX	...	START	START	XXX	XXX	XXX	XXX	XXX
1A	Ademilola, Ju	12/-	XXX	XXX	XXX	XXX	XXX	XXX	XXX	XXX	XXX	XXX	XXX	XXX
2A	Ajavon, L	4/-	XXX	...	XXX	XXX	XXX
26	Albano, L	1/-	...	XXX
8	Armstrong, J	12/-	XXX	XXX	XXX	XXX	XXX	XXX	XXX	XXX	XXX	XXX	XXX	XXX
4	Austin, K	2/-	XXX	XXX
79	Baker, T	2/-	...	XXX	XXX
69	Banks, A	12/12	START	START	START	START	START	START	START	START	START	START	START	START
5B	Bauer, B	12/-	XXX	XXX	XXX	XXX	XXX	XXX	XXX	XXX	XXX	XXX	XXX	XXX
84	Bauman, K	4/-	...	XXX	XXX	XXX	...	XXX
2B	Bertrand, J	11/-	XXX	XXX	XXX	XXX	XXX	XXX	XXX	XXX	...	XXX	XXX	XXX
12	Book, I	12/12	START	START	START	START	START	START	START	START	START	START	START	START
1J	Botelho, J	11/-	...	XXX	XXX	XXX	XXX	XXX	XXX	XXX	XXX	XXX	XXX	XXX
2T	Bracy, T	8/6	START	...	START	START	...	START	START	XXX	START	XXX
19	Bramblett, J	12/-	XXX	XXX	XXX	XXX	XXX	XXX	XXX	XXX	XXX	XXX	XXX	XXX
1B	Brown, D	12/-	XXX	XXX	XXX	XXX	XXX	XXX	XXX	XXX	XXX	XXX	XXX	XXX
68	Carmody, M	1/-	...	XXX
14	Carney, J	2/-	...	XXX	XXX
77	Carroll, Q	3/-	...	XXX	XXX	XXX
7	Clark, B	1/-	XXX
52	Correll, Z	4/2	...	XXX	XXX	START	START
2C	Crawford, S	12/12	START	START	START	START	START	START	START	START	START	START	START	START
5C	Cross III, H	12/-	XXX	XXX	XXX	XXX	XXX	XXX	XXX	XXX	XXX	XXX	XXX	XXX
3	Davis, A	12/4	START	XXX	XXX	XXX	START	XXX	XXX	XXX	XXX	START	XXX	START
56	Dirksen, J	11/-	XXX	XXX	XXX	XXX	XXX	XXX	XXX	...	XXX	XXX	XXX	XXX
39	Doerer, J	12/-	XXX	XXX	XXX	XXX	XXX	XXX	XXX	XXX	XXX	XXX	XXX	XXX
9E	Ehrensberger,Al	1/-	...	XXX
74	Eichenburg, L	12/12	START	START	START	START	START	START	START	START	START	START	START	START
16	Ekanayake, C	1/-	XXX
3E	Ekwonu, O	9/-	...	XXX	XXX	XXX	XXX	XXX	...	XXX	XXX	XXX	XXX	...
20	Flemister, C	9/-	...	XXX	XXX	...	XXX	XXX	XXX	XXX	...	XXX	XXX	XXX
7F	Foskey, I	12/-	XXX	XXX	XXX	XXX	XXX	XXX	XXX	XXX	XXX	XXX	XXX	XXX
5F	Franklin, J	2/-	XXX	XXX
76	Gibbons, D	11/1	XXX	XXX	XXX	XXX	XXX	...	XXX	XXX	XXX	START	XXX	XXX
38	Goepferich, D	2/-	...	XXX	XXX
50	Gregory, R	1/-	...	XXX
3G	Griffith, H	12/2	XXX	START	START	XXX	XXX	XXX	XXX	XXX	XXX	XXX	XXX	XXX
61	Grunhard, C	3/-	XXX	XXX	XXX
72	Hainsey, R	12/12	START	START	START	START	START	START	START	START	START	START	START	START
1H	Hamilton, K	11/11	START	...	START	START	START	START	START	START	START	START	START	START
5	Hart, C	9/-	XXX	XXX	...	XXX	XXX	XXX	...	XXX	XXX	...	XXX	XXX
9H	Hayes, D	12/12	START	START	START	START	START	START	START	START	START	START	START	START
49	Heinge, J	1/-	XXX
1R	Henderson, R	5/-	...	XXX	XXX	XXX	XXX	XXX
41	Hinish, K	12/12	START	START	START	START	START	START	START	START	START	START	START	START
15	Johnson, J	2/-	...	XXX	XXX



The Automated ScoreBook
Notre Dame Games Played (as of Jan 01, 2021)
All games

##	PLAYER	GP-GS	DU	USF	FSU	UL	UP	GT	CU	BC	NC	SU	CU	UA
80	Jones, M	1/-	XXX
92	Keanaaina, A	1/-	...	XXX
13	Keys III, L	8/-	XXX	...	XXX	...	XXX	XXX	...	XXX	XXX	XXX	...	XXX
2K	Kiser, J	11/1	XXX	START	...	XXX	XXX	XXX	XXX	XXX	XXX	XXX	XXX	XXX
78	Kraemer, T	11/10	START	START	START	START	START	START	START	START	...	XXX	START	START
73	Kristofic, A	4/-	...	XXX	XXX	XXX	...	XXX
5L	Lacey, J	11/-	XXX	XXX	XXX	XXX	XXX	XXX	XXX	XXX	...	XXX	XXX	XXX
3L	Lamb, J	12/-	XXX	XXX	XXX	XXX	XXX	XXX	XXX	XXX	XXX	XXX	XXX	XXX
0	Lenzy, B	7/1	...	XXX	START	XXX	XXX	XXX	XXX	...	XXX
2L	Lewis, C	12/6	XXX	START	XXX	XXX	START	XXX	XXX	START	XXX	START	START	START
48	Lezynski, X	1/-	XXX
35	Liufau, M	10/3	START	...	XXX	XXX	XXX	XXX	...	XXX	XXX	XXX	START	START
75	Lugg, J	11/3	XXX	XXX	XXX	XXX	...	XXX	XXX	XXX	START	START	START	XXX
2M	Mahoney, J	2/-	...	XXX	XXX
43	Mailey, G	1/-	...	XXX
87	Mayer, M	12/3	XXX	START	XXX	XXX	XXX	XXX	XXX	XXX	XXX	START	XXX	START
4M	McCloud, N	12/11	START	START	XXX	START	START	START	START	START	START	START	START	START
88	McKinley, J	12/12	START	START	START	START	START	START	START	START	START	START	START	START
99	Mills, R	9/1	...	XXX	XXX	XXX	XXX	XXX	XXX	XXX	XXX	START
1M	Moala, P	3/-	XXX	XXX	XXX
53	Murphy, Q	1/-	...	XXX
21	Offord, C	2/-	...	XXX	XXX
20	Oghoufo, O	11/-	XXX	...	XXX	XXX	XXX	XXX	XXX	XXX	XXX	XXX	XXX	XXX
91	Ogundeji, A	12/12	START	START	START	START	START	START	START	START	START	START	START	START
60	Owusu-Koramoah	12/12	START	START	START	START	START	START	START	START	START	START	START	START
55	Patterson, J	8/8	START	START	START	START	START	START	START	START
44	Peitsch, A	1/-	...	XXX
3P	Pelini, P	1/-	XXX
1P	Pryor, I	12/-	XXX	XXX	XXX	XXX	XXX	XXX	XXX	XXX	XXX	XXX	XXX	XXX
10	Pyne, D	4/-	...	XXX	XXX	XXX	...	XXX
30	Rittman, J	1/-	...	XXX
11	Rutherford, I	3/-	...	XXX	XXX	XXX
32	Salerno, M	11/-	...	XXX	XXX	XXX	XXX	XXX	XXX	XXX	XXX	XXX	XXX	XXX
33	Simon, S	11/8	XXX	...	START	START	START	START	START	START	START	START	XXX	XXX
11	Skowronek, B	10/10	START	START	START	START	START	START	START	START	START	START
34	Smith, J	1/-	XXX
95	Tagovailoa, M	11/9	START	START	...	XXX	START	START	START	START	START	START	START	XXX
85	Takacs, G	10/-	XXX	XXX	XXX	...	XXX	XXX	XXX	XXX	XXX	XXX	...	XXX
24	Tremble, T	12/10	START	START	START	START	START	START	START	START	START	XXX	START	XXX
25	Tyree, C	12/-	XXX	XXX	XXX	XXX	XXX	XXX	XXX	XXX	XXX	XXX	XXX	XXX
3V	Velotta, C	1/-	...	XXX
65	Vinson, M	12/-	XXX	XXX	XXX	XXX	XXX	XXX	XXX	XXX	XXX	XXX	XXX	XXX
1W	Wallace, K	4/-	...	XXX	XXX	XXX	XXX
82	Watts, X	2/-	...	XXX	XXX
40	White, D	12/12	START	START	START	START	START	START	START	START	START	START	START	START
18	Wilkins, J	11/-	XXX	XXX	XXX	XXX	XXX	XXX	XXX	XXX	XXX	XXX	...	XXX
23	Williams, K	12/12	START	START	START	START	START	START	START	START	START	START	START	START
89	Wright, B	12/8	XXX	START	START	START	XXX	START	START	START	START	XXX	START	XXX

HERE COME THE IRISH

THE FIGHTING IRISH

COACHES AND STAFF

2020 SEASON IN REVIEW

HISTORY & RECORDS

UNIVERSITY & MEDIA INFO

RUSHING

Rushing Attempts (Game)

1. Allen Pinkett	40
at LSU, Oct. 27, 1984 (162 yards)	
Phil Carter	40
at Michigan State, Oct. 4, 1980 (254 yards)	
3. Vagas Ferguson	39
vs. Georgia Tech, Oct. 6, 1979 (177 yards)	
4. Jim Stone	38
vs. Miami (Fla.), Oct. 11, 1980 (224 yards)	
5. Allen Pinkett	36
at Penn State, Nov. 12, 1983 (217 yards)	
6. Darius Walker	35
at Stanford, Nov. 26, 2005 (186 yards)	
7. Allen Pinkett	34
vs. Penn State, Nov. 17, 1984 (189 yards)	
Jerome Heavens	34
vs. Army (Giants Stadium), Oct. 15, 1977 (200 yards)	
9. Julius Jones	33
vs. Navy, Nov. 8, 2003 (221 yards)	
Jim Stone	33
vs. Navy (Giants Stadium), Nov. 1, 1980 (211 yards)	

Rushing Attempts (Season)

1. Vagas Ferguson	301
1979 (1,143 yards)	
2. Allen Pinkett	275
1984 (1,105 yards)	
3. Autry Denson	264
1997 (1,268 yards)	
4. Ryan Grant	261
2002 (1,085 yards)	
5. Darius Walker	255
2006 (1,267 yards)	
Allen Pinkett	255
1985 (1,100 yards)	
7. Darius Walker	253
2005 (1,196 yards)	
8. Allen Pinkett	252
1983 (1,394 yards)	
9. Autry Denson	251
1998 (1,176 yards)	
10. Al Hunter	233
1976 (1,058 yards)	

Rushing Attempts (Career)

1. Allen Pinkett	889
1982-85 (4,131 yards)	
2. Autry Denson	854
1995-98 (4,318 yards)	
3. Darius Walker	693
2004-06 (3,249 yards)	
4. Vagas Ferguson	673
1976-79 (3,472 yards)	
5. Julius Jones	634
1999-01, '03 (3,018 yards)	
6. Jerome Heavens	590
1975-78 (2,682 yards)	
7. Ryan Grant	560
2001-04 (2,220 yards)	
8. Phil Carter	557
1979-82 (2,409 yards)	

9. Josh Adams	481
2015-17 (3,198 yards)	
10. Neil Worden	476
1951-53 (2,039 yards)	

Rushing Attempts/Game (Season)

1. Vagas Ferguson	27.4
1979 (301 in 11 games)	
2. Allen Pinkett	25.0
1984 (275 in 11 games)	
3. Allen Pinkett	23.2
1985 (255 in 11 games)	

Rushing Attempts/Game (Career)

1. Allen Pinkett	20.7
1982-85 (889 in 43 games)	
2. Darius Walker	19.3
2004-06 (693 in 36 games)	
3. Autry Denson	19.0
1995-98 (854 in 45 games)	

Consecutive Rushing Attempts by Same Player (Game)

1. C'Bo Flemister	9
at Pitt, Oct. 24, 2020	
Cam McDaniel	9
vs. Miami (Fla.) (Soldier Field), Oct. 6, 2012	
3. Kyren Williams	8
at North Carolina, Nov. 27, 2020	
C'Bo Flemister	8
vs. South Florida, Sept. 19, 2020	
Deon McIntosh	8
vs. North Carolina State, Oct. 28, 2017	
C.J. Holmes	8
at North Carolina, Oct. 7, 2017	
Cam McDaniel	8
at Purdue, Sept. 14, 2013	
James Aldridge	8
vs. Navy, Oct. 28, 2006	
Mark Green	8
vs. Boston College, Nov. 7, 1987	
Phil Carter	8
vs. Air Force, Nov. 22, 1980	
Larry Conjar	8
vs. Army (Shea Stadium), Oct. 9, 1965	
Neil Worden	8
vs. Oklahoma, Nov. 8, 1952	

Rushing Yards (Game)

1. Julius Jones	24	10.9	262
at Pittsburgh, Oct. 11, 2003			
2. Vagas Ferguson	30	8.5	255
at Georgia Tech, Nov. 18, 1978			
3. Phil Carter	40	6.4	254
at Michigan State, Oct. 4, 1980			
4. Josh Adams	18	12.7	229
at Boston College, Sept. 16, 2017			
5. Reggie Brooks	19	11.9	227
at USC, Nov. 28, 1992			
6. Jim Stone	38	5.9	224
vs. Miami (Fla.), Oct. 11, 1980			
7. Julius Jones	33	6.7	221
vs. Navy, Nov. 8, 2003			
8. Vagas Ferguson	18	12.2	219
vs. Navy (Cleveland Municipal Stadium), Nov. 4, 1978			

9. Julius Jones	23	9.5	218
at Stanford, Nov. 29, 2003			
10. Allen Pinkett	36	6.0	217
at Penn State, Nov. 12, 1983			

Freshman Rushing Yards (Game)

1. Josh Adams	18	9.3	168
at Stanford, Nov. 28, 2015			
2. Jerome Heavens	18	8.2	148
vs. Georgia Tech, Nov. 8, 1975			
3. Josh Adams	20	7.4	147
at at Pittsburgh, Nov. 7, 2015			
4. Julius Jones	19	7.7	146
vs. Navy, Oct. 30, 1999			
5. Josh Adams	17	8.3	141
vs. Wake Forest, Nov. 14, 2015			
6. Tarean Folston	18	7.8	140
vs. Navy, Nov. 2, 2013			
7. Jerome Heavens	20	6.9	138
at Air Force, Oct. 18, 1975			
8. Robert Hughes	18	7.6	136
at Stanford, Nov. 24, 2007			
9. Josh Adams	13	10.2	133
vs. Massachusetts, Sept. 26, 2015			
10. Allen Pinkett	27	4.8	129
vs. Navy (Giants Stadium), Oct. 30, 1982			

Quarterback Rushing Yards (Game)

1. Brandon Wimbush	21	9.9	207
at Boston College, Sept. 16, 2017			
2. Bill Etter	11	13.3	146
vs. Navy, Nov. 1, 1969			
3. DeShone Kizer	17	8.4	143
at Temple, Oct. 31, 2015			
4. Tony Rice	26	5.4	141
at Penn State, Nov. 18, 1989			
5. Carlyle Holiday	30	4.3	130
vs. West Virginia, Oct. 13, 2001			
6. DeShone Kizer	16	8.0	128
at Stanford, Nov. 28, 2015			
7. Carlyle Holiday	19	6.4	122
vs. Pittsburgh, Oct. 6, 2001			
8. Andrew Hendrix	6	18.5	111
vs. Air Force, Oct. 8, 2011			
9. Brandon Wimbush	12	9.2	110
vs. Wake Forest, Nov. 4, 2017			
10. Carlyle Holiday	22	5.0	109
at Boston College, Oct. 27, 2001			

Rushing Yards (Season)

1. Vagas Ferguson, 1979	301	4.8	1,437
2. Josh Adams, 2017	206	6.9	1,430
3. Allen Pinkett, 1983	252	5.5	1,394
4. Reggie Brooks, 1992	167	8.0	1,343
5. Julius Jones, 2003	229	5.5	1,268
Autry Denson, 1997	264	4.8	1,268
7. Darius Walker, 2006	255	5.0	1,267
8. Darius Walker, 2005	253	4.7	1,196
9. Vagas Ferguson, 1978	211	5.6	1,192
10. Autry Denson, 1996	202	5.8	1,179

Freshman Rushing Yards (Season)

1. Josh Adams, 2015	117	7.1	835
2. Darius Walker, 2004	185	4.2	786

3. Jerome Heavens, 1975	129	5.9	756
4. Autry Denson, 1995	137	5.1	695
5. Randy Kinder, 1993	89	6.0	537

Quarterback Rushing Yards (Season)

1. Tony Rice, 1989	174	5.1	884
2. Brandon Wimbush, 2017	141	5.7	803
3. Tony Rice, 1988	121	5.8	700
4. Carlyle Holiday, 2001	156	4.3	666
5. Ian Book, 2019	112	4.6	520
DeShone Kizer, 2015	134	3.9	520
7. Ian Book, 2020	116	4.2	485
8. DeShone Kizer, 2016	129	3.7	472
9. Jarious Jackson, 1999	140	3.3	464

Rushing Yards (Career)

1. Autry Denson, 1995-98	854	5.1	4,318
2. Allen Pinkett, 1982-85	889	4.6	4,131
3. Vagas Ferguson, 1976-79	673	5.2	3,472
4. Darius Walker, 2004-06	693	4.7	3,249
5. Josh Adams, 2015-17	481	6.6	3,198
6. Julius Jones, 1999-01, '03	634	4.8	3,018
7. Jerome Heavens, 1975-78	590	4.5	2,682
8. Cierre Wood, 2009-12	450	5.4	2,447
9. Phil Carter, 1979-82	557	4.3	2,409
10. George Gipp, 1917-20	369	6.3	2,341

Quarterback Rushing Yards (Career)

1. Tony Rice, 1987-89	394	4.9	1,921
2. Ian Book, 2016-20	360	4.2	1,518
3. Brandon Wimbush, 2015-18	216	5.3	1,155
4. Tom Clements, 1972-74	270	4.0	1,070
5. Paul Hornung, 1954-56	209	5.0	1,051
6. Joe Theismann, 1968-70	299	3.4	1,021
7. DeShone Kizer, 2014-16	263	3.8	992
8. Jarious Jackson, 1996-99	272	3.5	957
9. Carlyle Holiday, 2001-03	276	3.2	895
10. Rick Mirer, 1989-92	253	2.7	694

Rushing Yards/Game (Season)

1. Vagas Ferguson, 1979	1,437	11	130.6
2. Allen Pinkett, 1983	1,394	11	126.7
3. Reggie Brooks, 1992	1,343	11	122.1
4. Phil Carter, 1980	822	7	117.4
5. Dexter Williams, 2018	995	9	110.6
6. Josh Adams, 2017	1,430	13	110.0
7. Autry Denson, 1996	1,179	11	107.2
8. Autry Denson, 1998	1,176	11	106.9
9. Autry Denson, 1997	1,268	12	105.7
Julius Jones, 2003	1,268	12	105.7

Rushing Yards/Game (Career)

1. Allen Pinkett, 1982-85	4,131	43	96.1
2. Autry Denson, 1995-98	4,318	45	96.0
3. Darius Walker, 2004-06	3,249	36	90.3
4. George Gipp, 1917-20	2,341	27	86.7
5. Vagas Ferguson, 1976-79	3,472	41	84.7
6. Josh Adams, 2015-17	3,198	38	84.2
7. Jerome Heavens, 1975-78	2,682	35	76.6
8. Kyren Williams, 2019-present	1,151	16	71.9
9. Neil Worden, 1951-53	2,093	30	69.8
10. Cierre Wood, 2010-12	2,442	36	67.8
11. Julius Jones, 1999-01, '03	3,018	45	67.1

Quarterback Rushing Yards/Game (Career)

1. Tony Rice, 1987-89	1,921	33	58.2
2. Brandon Wimbush, 2015-18	1,155	20	57.8

Rushing Yards/Attempt (Game, min. 5 attempts)

Coy McGee	146	6	24.3
vs. USC, Nov. 30, 1946			

Rushing Yards/Attempt (Game, min. 10 attempts)

1. John Petitbon	171	10	17.1
vs. Michigan State, Oct. 28, 1950			
2. Angelo Dabiero	176	11	16.0
vs. Oklahoma, Sept. 30, 1961			
3. Reggie Brooks	205	15	13.7
vs. Purdue, Sept. 26, 1992			
4. Cierre Wood	150	11	13.6
vs. Wake Forest, Nov. 17, 2012			
5. Bill Etter	146	11	13.3
vs. Navy, Nov. 1, 1969			
6. Josh Adams	229	18	12.7
at Boston College, Sept. 16, 2017			
7. George Atkinson III	123	10	12.3
vs. Miami (Fla.) (Soldier Field), Oct. 6, 2012			
8. Vagas Ferguson	219	18	12.2
vs. Navy (Cleveland Municipal Stadium), Nov. 4, 1978			
9. Reggie Brooks	227	19	11.9
at USC, Nov. 28, 1992			
10. Raghib Ismail	116	10	11.6
at Pittsburgh, Oct. 27, 1990			
Vagas Ferguson	128	11	11.6
vs. Air Force, Nov. 19, 1977			

Rushing Yards/Attempt (Season, min. 100 attempts)

1. George Gipp, 1920	827	102	8.11
2. Reggie Brooks, 1992	1,343	167	8.04
3. Marchy Schwartz, 1930	927	124	7.48
4. John Panelli, 1948	692	92	7.52
5. Josh Adams, 2015	835	117	7.14
6. Don Miller, 1924	763	107	7.13
7. Josh Adams, 2017	1,430	206	6.942
8. Jonas Gray, 2011	791	114	6.939
9. George Gipp, 1919	729	106	6.87
10. Ricky Watters, 1989	791	118	6.70

Rushing Yards/Attempt (Career, min. 150 attempts)

1. Reggie Brooks, 1989-92	1,508	198	7.60
2. Don Miller, 1922-24	1,933	283	6.80
3. Josh Adams, 2015-17	3,198	481	6.65
4. Christie Flanagan, 1926-28			6.39
5. Dexter Williams, 2015-18			6.37
6. George Gipp, 1917-20			6.34
7. Jim Crowley, 1922-24			6.26
8. George Atkinson III, 2011-13			6.16
9. Emil Sitko, 1946-49			6.15
10. Lee Becton, 1991-94			5.85

100-yard Rushing Games - Season

1. Allen Pinkett	9	(1983)
2. Josh Adams	7	(2017)
Darius Walker	7	(2005)

Autry Denson	7	(1997)
Autry Denson	7	(1996)
Vagas Ferguson	7	(1979)
7. Kyren Williams	6	(2020)
Darius Walker	6	(2006)
Lee Becton	6	(1993)
Allen Pinkett	6	(1985)

100-yard Rushing Games - Career

1. Autry Denson	22	(1995-98)
2. Allen Pinkett	21	(1982-85)
3. Josh Adams	15	(2015-17)
Darius Walker	15	(2004-06)
5. Vagas Ferguson	12	(1976-79)
6. Randy Kinder	11	(1993-95)
7. Julius Jones	10	(1999-01, '03)
8. Phil Carter	9	(1979-82)
Jerome Heavens	9	(1975-78)
10. Lee Becton	8	(1991-94)

Consecutive 100-Yard Rushing Games (Season)

1. Lee Becton	6	(1993)
Pittsburgh, BYU, USC, Navy, Florida State, Boston College		
2. Autry Denson	5	(1996)
Navy, Boston College, Pittsburgh, Rutgers, USC		
Allen Pinkett	5	(1983)
Colorado, South Carolina, Army, USC, Navy		

200-Yard Rushing Games (Season)

1. Julius Jones	3	(2003)
Pittsburgh, Navy, Stanford		
2. Josh Adams	2	(2017)
Boston College, NC State		
Reggie Brooks	2	(1992)
Purdue, USC		
Jim Stone	2	(1980)
Miami, Navy		
Vagas Ferguson	2	(1978)
Navy, Georgia Tech		

Rushing Touchdowns (Game)

1. Art Smith	7	
vs. Loyola (Chicago), Oct. 28, 1911		
2. Bill Downs	6	
vs. DePauw, Nov. 4, 1905		
3. Brandon Wimbush	4	
at Boston College, Sept. 16, 2017		
Emmett Mosley	4	
vs. Navy, Oct. 29, 1994		
Allen Pinkett	4	
vs. Penn State, Nov. 17, 1984		
Allen Pinkett	4	
at Penn State, Nov. 12, 1983		
Larry Conjar	4	
vs. USC, Oct. 23, 1965		
Frank Lonergan	4	
vs. Chicago Physicians and Surgeons, Oct. 29, 1903		
Frank Lonergan	4	
vs. DePauw, Oct. 17, 1903		
10. Kyren Williams	3	
vs. Clemson, Nov. 7, 2020		



Tony Jones Jr.	3
vs. Virginia, Sept. 28, 2019	
Dexter Williams	3
vs. Navy, Oct. 27, 2018	
Dexter Williams	3
at Virginia Tech, Oct. 6, 2018	
Ian Book	3
at Wake Forest, Sept. 22, 2018	
Josh Adams	3
vs. USC, Oct. 21, 2017	
C.J. Proisie	3
vs. Navy, Oct. 10, 2015	
C.J. Proisie	3
vs. Georgia Tech, Sept. 19, 2015	
Everett Golson	3
vs. Navy, Nov. 1, 2014	
Everett Golson	3
vs. Rice, Aug. 30, 2014	
Jonas Gray	3
vs. Navy, Oct. 29, 2011	
Travis Thomas	3
vs. Navy, Nov. 3, 2007	
Rashon Powers-Neal	3
at Pittsburgh, Sept. 3, 2005	
Julius Jones	3
vs. BYU, Nov. 15, 2003	
Jarious Jackson	3
vs. Stanford, Oct. 3, 1998	
Reggie Brooks	3
at USC, Nov. 28, 1992	
Reggie Brooks	3
vs. Purdue, Sept. 26, 1992	
Paul Hornung	3
vs. North Carolina, Nov. 17, 1956	
Louis Salmon	3
vs. Lake Forest, Oct. 11, 1902	

Rushing Touchdowns - Season

1. Allen Pinkett	17 (1984)
Vagas Ferguson	17 (1979)
3. Jerome Bettis	16 (1991)
Allen Pinkett	16 (1983)
Bill Downs	16 (1905)
6. Autry Denson	15 (1998)
7. Brandon Wimbush	14 (2017)
Bob Gladioux	14 (1968)
9. Kyren Williams	13 (2020)
Reggie Brooks	13 (1992)

Rushing Touchdowns - Season (Quarterback, since 1940)

1. Brandon Wimbush	14 (2017)
2. DeShone Kizer	10 (2015)
3. Ian Book	9 (2020)
Rick Mirer	9 (1991)
Tony Rice	9 (1988)
6. DeShone Kizer	8 (2016)
Everett Golson	8 (2014)
8. Jarious Jackson	7 (1999)
Tony Rice	7 (1989)
Tony Rice	7 (1987)
Terry Hanratty	7 (1967)
Paul Hornung	7 (1956)

Rushing Touchdowns (Career)

1. Allen Pinkett	49 (1982-85)
2. Autry Denson	43 (1995-98)
3. Louis Salmon	36 (1900-03)
4. Vagas Ferguson	32 (1976-79)
Anthony Johnson	32 (1986-89)
6. Stan Cofall	30 (1914-16)
7. Neil Worden	29 (1951-53)
8. Jerome Bettis	27 (1990-92)
9. Emil Sitko	26 (1946-49)
Julius Jones	26 (1999-01, '03)

Rushing Touchdowns - Career (Quarterback, since 1940)

1. Tony Rice	23 (1987-89)
2. DeShone Kizer	18 (2015-16)
3. Ian Book	17 (2016-20)
Rick Mirer	17 (1989-92)
5. Brandon Wimbush	16 (2015-18)
Terry Hanratty	16 (1966-68)
Joe Theismann	16 (1968-70)
8. Paul Hornung	15 (1954-56)
9. Joe Montana	14 (1975, 77-78)
Everett Golson	14 (2012, 14)

Rushing Touchdowns/Game (Season)

1.7 - Ray Eichenlaub, 1913 (12 in 7 games)

Rushing Touchdowns/Game (Career)

1.2 - Stan Cofall, 1914-16 (30 in 25 games)

PASSING

Pass Attempts (Game)

1. Terry Hanratty	63
at Purdue, Sept. 30, 1967	
2. Brady Quinn	60
vs. Michigan State, Sept. 17, 2005	
3. Brady Quinn	59
at Purdue, Sept. 27, 2003	
4. Joe Theismann	58
at USC, Nov. 28, 1970	
5. Dayne Crist	55
at Michigan State, Sept. 18, 2010	
6. Tommy Rees	54
vs. Tulsa, Oct. 30, 2010	
7. Ian Book	53
vs. Virginia Tech, Nov. 2, 2019	
8. Everett Golson	52
at Florida State, Oct. 18, 2014	
Brady Quinn	52
vs. Florida State, Nov. 1, 2003	
10. Tommy Rees	51
at Michigan, Sept. 7, 2013	
Jimmy Clausen	51
vs. Navy, Nov. 7, 2009	

Pass Attempts (Season)

1. Brady Quinn	467 (2006)
2. Brady Quinn	450 (2005)
3. Jimmy Clausen	440 (2008)
4. Everett Golson	427 (2014)
5. Jimmy Clausen	425 (2009)
6. Tommy Rees	414 (2013)

7. Tommy Rees	411 (2011)
8. Ian Book	399 (2019)
9. DeShone Kizer	361 (2016)
10. Ian Book	353 (2020)
Brady Quinn	353 (2004)

Pass Attempts (Career)

1. Brady Quinn	1,602 (2003-06)
2. Ian Book	1,141 (2016-20)
3. Jimmy Clausen	1,110 (2007-09)
4. Tommy Rees	1,048 (2010-13)
5. Ron Powlus	969 (1994-97)
6. Steve Beuerlein	850 (1983-86)
7. Everett Golson	745 (2012, 2014)
8. Rick Mirer	698 (1989-92)
9. DeShone Kizer	696 (2015-16)
10. Blair Kiel	609 (1980-83)

Pass Attempts/Game (Season)

1. Brady Quinn	37.5 (450/12), 2005
2. Brady Quinn	35.9 (467/13), 2006
3. Jimmy Clausen	35.4 (425/12), 2009
4. Jimmy Clausen	33.8 (440/13), 2008
5. Everett Golson	32.8 (427/13), 2014
6. Dayne Crist	32.7 (294/9), 2010
7. Tommy Rees	31.8 (414/13), 2013
8. Tommy Rees	31.6 (411/13), 2011
9. Ian Book	30.7 (399/13), 2019
10. DeShone Kizer	30.1 (361/12), 2016

Pass Attempts/Game (Career)

1. Brady Quinn	32.7 (1602/49), 2003-06
2. Jimmy Clausen	31.7 (1110/35), 2007-09
3. Everett Golson	29.8 (745/25), 2012, 2014
4. DeShone Kizer	27.8 (696/25), 2015-16
5. Ian Book	24.3 (1,141/47), 2016-20
6. Tommy Rees	22.3 (1,048/47), 2010-13
7. Ron Powlus	21.9 (964/44), 1994-97
8. Terry Hanratty	21.2 (550/26), 1966-68
9. Dayne Crist	19.9 (338/17), 2008-11
10. Brandon Wimbush	19.1 (382/20), 2015-18

Pass Completions (Game)

1. Jimmy Clausen	37
vs. Navy, Nov. 7, 2009	
2. Tommy Rees	33
vs. Tulsa, Oct. 30, 2010	
Brady Quinn	33
vs. Michigan State, Sept. 17, 2005	
Joe Theismann	33
at USC, Nov. 28, 1970	
5. Everett Golson	32
vs. Syracuse, Sept. 27, 2014	
Dayne Crist	32
at Michigan State, Sept. 18, 2010	
Brady Quinn	32
vs. BYU, Oct. 22, 2005	
8. Everett Golson	31
at Florida State, Oct. 18, 2014	
Jimmy Clausen	31
at North Carolina, Oct. 11, 2008	
Ron Powlus	31
at Purdue, Sept. 13, 1997	

**Pass Completions (Season)**

1. Brady Quinn	292 (2005)
2. Jimmy Clausen	289 (2009)
Brady Quinn	289 (2006)
4. Tommy Rees	269 (2011)
5. Jimmy Clausen	268 (2008)
6. Everett Golson	256 (2014)
7. Ian Book	240 (2019)
8. Ian Book	228 (2020)
9. Tommy Rees	224 (2013)
10. Ian Book	214 (2018)

Pass Completions (Career)

1. Brady Quinn	929 (2003-06)
2. Ian Book	728 (2016-20)
3. Jimmy Clausen	695 (2007-09)
4. Tommy Rees	627 (2010-13)
5. Ron Powlus	558 (1994-97)
6. Steve Beuerlein	473 (1983-86)
7. Everett Golson	443 (2012, 2014)
8. DeShone Kizer	423 (2015-16)
9. Rick Mirer	377 (1989-92)
10. Jarious Jackson	306 (1996-99)

Consecutive Pass Completions (Game)

1. Everett Golson	25	vs. Syracuse, Sept. 27, 2014
2. Tommy Rees	14	vs. Maryland (FedEx Field), Nov. 12, 2011
Brady Quinn	14	vs. Ohio State (Fiesta Bowl), Jan. 2, 2006
Ron Powlus	14	vs. Michigan State, Sept. 20, 1997
5. Dayne Crist	12	vs. Pittsburgh, Sept. 9, 2010
Brady Quinn	12	vs. BYU, Oct. 22, 2005
Jarious Jackson	12	vs. Navy (Jack Kent Cooke Stadium), Nov. 14, 1998
8. Jimmy Clausen	11	vs. Washington State (Alamodome), Oct. 31, 2009
Brady Quinn	11	at Purdue, Oct. 1, 2005
Brady Quinn	11	at Pittsburgh, Sept. 3, 2005

Consecutive Pass Completions (Season)

1. Everett Golson	25 (2014)
2. Ian Book	15 (2018)
3. Tommy Rees	14 (2011)
Brady Quinn	14 (2005)
Ron Powlus	14 (1997)
6. Dayne Crist	12 (2010)
Jimmy Clausen	12 (2009)
Brady Quinn	12 (2005)
Jarious Jackson	12 (1998)
10. Jimmy Clausen	11 (2009)
Brady Quinn	11 (2005)
Brady Quinn	11 (2005)
Ron Powlus	11 (1996)

Consecutive Games Completing a Pass (Career)

1. Brady Quinn	49	12, 2003; 12, 2004; 12, 2005; 13, 2006
----------------	----	--

2. Ron Powlus	43	11, 1994; 10, 1995; 11, 1996; 11, 1997
3. Ian Book	39	4, 2017; 10, 2018; 13, 2019; 12, 2020
4. Rick Mirer	34	11, 1990; 12, 1991; 11, 1992
Ralph Guglielmi	34	4, 1951; 10, 1952; 10, 1953; 10, 1954
Tom Clements	34	11, 1972; 11, 1973; 12, 1974
7. Steve Beuerlein	28	6, 1984; 11, 1985; 11, 1986
8. Jimmy Clausen	25	3, 2007; 13, 2008; 12, 2009
9. DeShone Kizer	24	12, 2015; 12, 2016

Pass Completions/Game (Season)

1. Brady Quinn	24.3 (292/12), 2005
2. Jimmy Clausen	24.1 (289/12), 2009
3. Brady Quinn	22.2 (289/13), 2006
4. Tommy Rees	20.7 (269/13), 2011
5. Jimmy Clausen	20.6 (268/13), 2008
6. Ian Book	19.0 (228/12), 2020
7. Everett Golson	19.7 (256/13), 2014
8. Dayne Crist	19.3 (174/9), 2010
9. Ian Book	18.5 (240/13), 2019
10. Ian Book	17.8 (214/12), 2018

Pass Completions/Game (Career)

1. Jimmy Clausen	19.9 (695/35), 2007-09
2. Brady Quinn	19.0 (929/49), 2003-06
3. Everett Golson	17.7 (443/25), 2012, 2014
4. DeShone Kizer	16.9 (423/25), 2015-16
5. Ian Book	15.5 (728/47), 2016-20
6. Tommy Rees	13.3 (627/47), 2010-13
7. Ron Powlus	12.7 (558/44), 1994-97
8. Dayne Crist	11.71 (199/17), 2008-11
9. Terry Hanratty	11.69 (304/26), 1966-68
10. Steve Beuerlein	11.3 (473/42), 1983-86

Completion Percentage (Game, min. 10 completions)

1. Steve Beuerlein	.909	vs. Colorado, 1984
2. Malik Zaire	.864	vs. Texas, 2015
3. Jarious Jackson	.857	vs. Navy, 1998
Rick Mirer	.857	vs. Purdue, 1991
Rick Slager	.857	vs. Northwestern, 1976
6. Jimmy Clausen	.846	vs. Hawaii, 2008
7. DeShone Kizer	.833	vs. Nevada, 2016
Jimmy Clausen	.833	vs. Nevada, 2009
Jimmy Clausen	.833	vs. Navy, 2008
10. Everett Golson	.821	vs. Syracuse, 2014

Completion Percentage (Season, min. 100 attempts)

1. Ian Book	68.2 (2018)
2. Jimmy Clausen	68.0 (2009)
3. Tommy Rees	65.5 (2011)
4. Brady Quinn	64.9 (2005)
5. Ian Book	64.6 (2020)
6. DeShone Kizer	63.0 (2015)
7. Brady Quinn	61.9 (2006)
8. Kevin McDougal	61.6 (1993)
9. Ron Powlus	61.1 (1997)
10. Tommy Rees	61.0 (2010)

Completion Percentage (Career, min. 150 attempts)

1. Ian Book	63.8 (2016-20)
2. Jimmy Clausen	62.6 (2007-09)
3. Kevin McDougal	62.2 (1990-93)
4. DeShone Kizer	60.8 (2015-16)
5. Tommy Rees	59.8 (2010-13)
6. Everett Golson	59.5 (2012, 2014)
7. Dayne Crist	58.9 (2008-11)
8. Brady Quinn	58.0 (2003-06)
9. Ron Powlus	57.6 (1994-97)
10. Jarious Jackson	57.1 (1996-99)

Passing Efficiency (Season, min. 100 completions)

1. Jimmy Clausen	161.4 (2009)
Bob Williams	161.4 (1949)
3. Brady Quinn	158.4 (2005)
4. John Huarte	155.1 (1964)
5. Ian Book	154.0 (2018)
6. Matt LoVecchio	151.7 (2000)
7. Kevin McDougal	151.3 (1993)
8. DeShone Kizer	150.0 (2015)
9. Jarious Jackson	149.5 (1998)
10. Rick Mirer	149.2 (1991)

Passing Efficiency (Career, min. 100 completions)

1. Kevin McDougal	156.7 (1990-93)
2. DeShone Kizer	147.7 (2015-16)
3. Ian Book	147.0 (2016-20)
4. Jarious Jackson	145.7 (1996-99)
5. John Huarte	144.7 (1962-64)
6. Rick Mirer	139.0 (1989-92)
7. Everett Golson	138.2 (2012, 2014)
8. Jimmy Clausen	137.2 (2007-09)
9. Joe Theismann	136.1 (1968-70)
10. Ron Powlus	135.6 (1994-97)

Passes Intercepted (Game)**Interceptions - Game**

1. Frank Dancewicz	7	vs. Army (Yankee Stadium), Nov. 11, 1944
2. Terry Hanratty	5	vs. USC, Oct. 14, 1967
3. Everett Golson	4	at Arizona State, Nov. 8, 2014
Jimmy Clausen	4	at Boston College, Nov. 8, 2008
Brady Quinn	4	at Purdue, Sept. 27, 2003



Ron Powlus.....	4
at Michigan State, Sept. 17, 1994	
Steve Beuerlein.....	4
vs. Navy (Giants Stadium), Nov. 3, 1984	
Terry Hanratty.....	4
at Purdue, Sept. 30, 1967	
Terry Hanratty.....	4
at Illinois, Oct. 21, 1967	
10. 17 with.....	3
MR: Brandon Wimbush vs. Ball State, Sept. 8, 2018	

Passes Intercepted (Season)

1. Steve Beuerlein.....	18 (1984)
2. Jimmy Clausen.....	17 (2008)
3. John Niemić.....	16 (1928)
Angelo Bertelli.....	16 (1942)
Joe Theismann.....	16 (1969)
6. Brady Quinn.....	15 (2003)
Terry Hanratty.....	15 (1967)
Bob Williams.....	15 (1950)
9. Everett Golson.....	14 (2014)
Tommy Rees.....	14 (2011)
Jarious Jackson.....	14 (1999)
Joe Theismann.....	14 (1970)
Frank Budka.....	14 (1961)

Passes Intercepted (Career)

1. Steve Beuerlein.....	44 (1983-86)
2. Brady Quinn.....	39 (2003-06)
3. Tommy Rees.....	37 (2010-13)
4. Joe Theismann.....	35 (1968-70)
5. Terry Hanratty.....	34 (1966-68)
6. Blair Kiel.....	32 (1980-83)
7. Angelo Bertelli.....	30 (1941-43)
8. Tom Clements.....	29 (1972-74)
9. George Izo.....	28 (1957-59)
10. Jimmy Clausen.....	27 (2007-09)
Ron Powlus.....	27 (1994-97)

Passes Intercepted/Game (Season)

1.78 - John Niemić, 1928 (16 in 9 games)
1.64 - Steve Beuerlein, 1984 (18 in 11 games)
1.60 - Joe Theismann, 1969 (16 in 10 games)

Passes Intercepted/Game (Career)

1.31 - Terry Hanratty, 1966-68 (34 in 26 games)
1.17 - Joe Theismann, 1968-70 (35 in 30 games)
1.05 - Steve Beuerlein, 1983-86 (44 in 42 games)

Lowest Interception Pct. (Season, min. 100 attempts)

1. Matt LoVecchio.....	0.80 (1 of 125), 2000
2. Ian Book.....	0.85 (3 of 353), 2020
3. Jimmy Clausen.....	0.94 (4 of 425), 2009
4. Ian Book.....	1.50 (6 of 399), 2019
Brady Quinn.....	1.50 (7 of 467), 2006
6. Brady Quinn.....	1.56 (7 of 450), 2005
7. Ron Powlus.....	1.72 (4 of 232), 1996
8. Everett Golson.....	1.89 (6 of 318), 2012
9. Carlyle Holiday.....	1.95 (5 of 257), 2002
Evan Sharpley.....	2.14 (3 of 140), 2007

Lowest Interception Pct. (Career, min. 150 attempts)

1. Ian Book.....	1.75 (20 of 1141), 2016-20
2. Jimmy Clausen.....	2.432 (27 of 1110), 2007-09

3. Brady Quinn.....	2.434 (39 of 1602), 2003-06
4. Matt LoVecchio.....	2.58 (5 of 194), 2000-01
5. Dayne Crist.....	2.66 (9 of 338), 2008-11
6. Everett Golson.....	2.68 (20 of 745), 2012, 2014
7. DeShone Kizer.....	2.73 (19 of 696), 2015-16
8. Ron Powlus.....	2.79 (27 of 969), 1994-97
9. Brandon Wimbush.....	3.14 (12 of 382), 2015-18
10. Rick Mirer.....	3.30 (23 of 698), 1989-92

Consecutive Pass Attempts Without Interception (Game)

1. Tommy Rees.....	47
vs. Rutgers (Pinstripe Bowl), Dec. 28, 2013	
Brady Quinn.....	47
vs. BYU, Sept. 4, 2004	
3. Brady Quinn.....	46
vs. Purdue, Oct. 2, 2004	
4. Jimmy Clausen.....	45
vs. Connecticut, Nov. 21, 2009	
Brady Quinn.....	45
vs. Ohio State (Fiesta Bowl), Jan. 2, 2006	
Brady Quinn.....	45
vs. USC, Nov. 25, 2006	
Brady Quinn.....	45
vs. UCLA, Oct. 21, 2006	
8. Jimmy Clausen.....	43
vs. USC, Oct. 17, 2009	
Jimmy Clausen.....	43
vs. Pittsburgh, Nov. 1, 2008	
10. Jimmy Clausen.....	42
at Michigan, Sept. 12, 2009	

Pass Attempts Without Interception (Same Season)

1. Ian Book.....	266
Duke 2020-Syracuse 2020	
2. Brady Quinn.....	226
Michigan State 2006 - Army 2006	
3. Jimmy Clausen.....	160
Washington 2009 - Navy 2009	
4. Tommy Rees.....	135
Pittsburgh 2011 - USC 2011	
5. Jimmy Clausen.....	132
Michigan State 2008 - North Carolina 2008	
6. Brady Quinn.....	130
USC 2005 - Navy 2005	
7. Carlyle Holiday.....	126
Pittsburgh 2002 - Rutgers 2002	
8. Ian Book.....	123
Georgia 2019 - Virginia Tech 2019	
9. Brandon Wimbush.....	121
Boston College 2017 - Miami, Fla. 2017	
10. Ian Book.....	119
Duke 2019 - Iowa State 2019	

Pass Attempts Without Interception (Multiple Seasons)

1. Jimmy Clausen.....	147
USC 2008 - Purdue 2009	
2. Brady Quinn.....	143
Stanford 2005 - Michigan 2006	

Passing Yards (Game)

1. Joe Theismann.....	526
at USC, Nov. 28, 1970	

2. Brady Quinn.....	487
vs. Michigan State, Sept. 17, 2005	
3. DeShone Kizer.....	471
vs. Syracuse, Oct. 1, 2016	
4. Brady Quinn.....	467
vs. BYU, Oct. 22, 2005	
5. Jimmy Clausen.....	452
vs. Navy, Nov. 7, 2009	
6. Everett Golson.....	446
at Arizona State, Nov. 8, 2014	
7. Brady Quinn.....	440
at Purdue, Oct. 1, 2005	
8. Brady Quinn.....	432
at Stanford, Nov. 26, 2005	
Brady Quinn.....	432
vs. Purdue, Oct. 2, 2004	
10. Jimmy Clausen.....	422
vs. Washington, Oct. 3, 2009	

Passing Yards (Season)

1. Brady Quinn.....	3,919 (2005)
2. Jimmy Clausen.....	3,722 (2009)
3. Everett Golson.....	3,445 (2014)
4. Brady Quinn.....	3,426 (2006)
5. Tommy Rees.....	3,257 (2013)
6. Jimmy Clausen.....	3,172 (2008)
7. Ian Book.....	3,034 (2019)
8. DeShone Kizer.....	2,925 (2016)
9. DeShone Kizer.....	2,884 (2015)
10. Tommy Rees.....	2,871 (2011)

Passing Yards (Career)

1. Brady Quinn.....	11,762 (2003-06)
2. Ian Book.....	8,948 (2016-20)
3. Jimmy Clausen.....	8,148 (2007-09)
4. Tommy Rees.....	7,670 (2010-13)
5. Ron Powlus.....	7,602 (1994-97)
6. Steve Beuerlein.....	6,527 (1983-86)
7. Rick Mirer.....	5,997 (1989-92)
8. Everett Golson.....	5,850 (2012, 2014)
9. DeShone Kizer.....	5,809 (2015-16)
10. Jarious Jackson.....	4,820 (1996-99)

Passing Yards/Game (Season)

1. Brady Quinn.....	326.6 (2005)
2. Jimmy Clausen.....	310.2 (2009)
3. Everett Golson.....	265.0 (2014)
4. Brady Quinn.....	263.5 (2006)
5. Tommy Rees.....	250.5 (2013)
6. Jimmy Clausen.....	244.0 (2008)
7. DeShone Kizer.....	243.8 (2016)
8. Joe Theismann.....	242.9 (1970)
9. Ian Book.....	235.8 (2020)
10. Ian Book.....	233.4 (2019)

Passing Yards/Game (Career)

1. Brady Quinn.....	240.0 (2003-06)
2. Everett Golson.....	234.0 (2012, 2014)
3. Jimmy Clausen.....	232.8 (2007-09)
4. DeShone Kizer.....	232.4 (2015-16)
5. Ian Book.....	190.4 (2016-20)
6. Ron Powlus.....	172.7 (1994-97)
7. Tommy Rees.....	163.2 (2010-13)
8. Terry Hanratty.....	159.7 (1966-68)



9. Steve Beuerlein.....155.4 (1983-86)
10. Joe Montana.....152.6 (1975, 1977-78)

Passing Yards/Attempt (Game, min. 15 attempts)

1. Jimmy Clausen.....315...18...17.50
vs. Nevada, Sept. 5, 2009
2. Jimmy Clausen.....401...26...15.42
at Hawai'i (Hawai'i Bowl), Dec. 24, 2008
3. Tommy Rees.....346...23...15.04
vs. Temple, Aug. 31, 2013
4. Ian Book.....360...24...15.00
vs. Texas, Sept. 5, 2015
5. Malik Zaire.....313...22...14.23
vs. Texas, Sept. 5, 2015
6. Jimmy Clausen.....422...31...13.61
vs. Washington, Oct. 3, 2009
7. DeShone Kizer.....471...35...13.46
vs. Syracuse, Oct. 1, 2016
8. Everett Golson.....295...22...13.41
vs. Rice, Aug. 30, 2014
9. Jarious Jackson.....276...21...13.14
vs. Oklahoma, Oct. 2, 1999
Jarious Jackson.....276...21...13.14
vs. LSU, Nov. 21, 1998

Passing Yards/Attempt (Season, min. 100 attempts)

1. John Huarte.....205-2,062.....10.06.....1964
2. Kevin McDougal.....159-1,541.....9.69.....1993
3. Bob Williams.....147-1,374.....9.35.....1949
4. Jarious Jackson.....188-1,740.....9.26.....1998
5. Joe Theismann.....284-2,605.....9.17.....1970
5. Ralph Guglielmi.....127-1,160.....9.13.....1954
6. Rick Mirer.....200-1,824.....9.12.....1990
8. Rick Mirer.....234-2,117.....9.05.....1991
9. George Izo.....118-1,067.....9.04.....1958
10. Jimmy Clausen.....425-3,722.....8.76.....2009

Passing Yards/Attempt (Career, min. 150 attempts)

1. Kevin McDougal.....180-1,774.....9.86.....1990-93
2. John Huarte.....255-2,343.....9.19.....1962-64
3. Jarious Jackson.....536-4,820.....8.99.....1996-99
4. Joe Theismann.....509-4,411.....8.67.....1968-70
5. Rick Mirer.....698-5,997.....8.59.....1989-92
6. George Izo.....250-2,095.....8.38.....1957-59
7. DeShone Kizer.....696-5,809.....8.34.....2015-16
8. Tony Rice.....357-2,961.....8.29.....1987-89
9. Joe Montana.....515-4,121.....8.00.....1975, 77-78
10. Everett Golson.....745-5,850.....7.85.....2012, 2014
Ron Powlus.....969-7,602.....7.85.....1994-97

Passing Yards/Completion (Game, min. 10 completions)

1. John Huarte.....274.....10.....27.4
vs. Navy (JFK Stadium), Oct. 31, 1964

Passing Yards/Completion (Game, since 1996)

1. Ian Book.....24.0
vs. New Mexico, 2019
2. Brandon Wimbush.....22.6
at Stanford, 2017
3. Tommy Rees.....21.6
vs. Temple, 2013

4. Dayne Crist.....21.3
vs. Michigan, 2010
5. Jarious Jackson.....21.2
vs. LSU, 1998
6. Everett Golson.....21.1
vs. Rice, 2014
7. Jarious Jackson.....21.0
at Boston College, 1998
8. DeShone Kizer.....20.4
vs. Syracuse, 2016
Everett Golson.....20.3
at Arizona State, 2014
10. Tommy Rees.....20.2
vs. Navy, 2013

Passing Yards/Completion (Season, min. 50 completions)

1. John Huarte.....18.09 (1964)
2. George Izo.....17.78 (1958)
3. Ralph Guglielmi.....17.06 (1954)
4. Tony Rice.....16.80 (1988)
5. Jarious Jackson.....16.73 (1998)
6. Rick Mirer.....16.58 (1990)
7. Bob Williams.....16.55 (1949)
8. Tony Rice.....16.50 (1989)
9. Rusty Lisch.....16.49 (1979)
10. Joe Montana.....16.20 (1977)

Passing Yards/Completion (Career, min. 75 completions)

1. George Izo.....17.31 (1957-59)
2. Tony Rice.....17.12 (1987-89)
3. John Huarte.....16.98 (1962-64)
4. Rick Mirer.....15.91 (1989-92)
5. Kevin McDougal.....15.84 (1990-93)
6. Jarious Jackson.....15.75 (1996-99)
7. Paul Hornung.....15.42 (1954-56)
8. Joe Montana.....15.38 (1975, 77-78)
9. Terry Andrysiak.....15.30 (1984-87)
10. Joe Theismann.....15.21 (1968-70)

300-Yard Passing Games (Season)

1. Jimmy Clausen.....7 (2009)
2. Everett Golson.....5 (2014)
Tommy Rees.....5 (2013)
Brady Quinn.....5 (2005)
5. Ian Book.....4 (2018)
Brady Quinn.....4 (2006)
7. Jimmy Clausen.....3 (2008)
DeShone Kizer.....3 (2016)
9. Ian Book.....2 (2020)
Ian Book.....2 (2019)
DeShone Kizer.....2 (2015)
Dayne Crist.....2 (2009)
Jarious Jackson.....2 (1999)
13. 16 with.....1

300-Yard Passing Games (Career)

1. Brady Quinn.....11 (2003-06)
2. Jimmy Clausen.....10 (2007-09)
3. Tommy Rees.....7 (2010-13)
4. Ian Book.....6 (2016-20)
Everett Golson.....6 (2012, 2014)
6. DeShone Kizer.....5 (2015-16)
7. Dayne Crist.....2 (2009-11)

- Jarious Jackson.....2 (1996-99)
Terry Hanratty.....2 (1966-68)
10. Malik Zaire.....1 (2014-16)
George Izo.....1 (1957-59)
Joe Montana.....1 (1975, 77-78)
Joe Theismann.....1 (1968-70)
John Huarte.....1 (1962-64)
Rick Mirer.....1 (1989-92)
Rusty Lisch.....1 (1976, 77, 79)
Steve Beuerlein.....1 (1983-86)

Touchdown Passes (Game)

1. Brady Quinn.....6
vs. BYU, Oct. 22, 2005
2. Ian Book.....5
vs. Navy, 2019
Ian Book.....5
vs. Bowling Green, 2019
DeShone Kizer.....5
at Texas, Sept. 4, 2016
DeShone Kizer.....5
at Pittsburgh, Nov. 7, 2015
Tommy Rees.....5
at Air Force, Oct. 26, 2013
Jimmy Clausen.....5
at Stanford, Nov. 28, 2009
Jimmy Clausen.....5
at Hawai'i (Hawai'i Bowl), Dec. 24, 2008
Brady Quinn.....5
at Michigan State, Sept. 23, 2006
Brady Quinn.....5
vs. Michigan State, Sept. 17, 2005
11. 19 occasions with.....4
MR: Ian Book at Duke, 2019

Touchdown Passes (Season)

1. Brady Quinn.....37 (2006)
2. Ian Book.....34 (2019)
3. Brady Quinn.....32 (2005)
4. Everett Golson.....29 (2014)
5. Jimmy Clausen.....28 (2009)
6. Tommy Rees.....27 (2013)
7. DeShone Kizer.....26 (2016)
8. Jimmy Clausen.....25 (2008)
9. DeShone Kizer.....21 (2015)
10. Tommy Rees.....20 (2011)

Touchdown Passes (Career)

1. Brady Quinn.....95 (2003-06)
2. Ian Book.....72 (2016-20)
3. Tommy Rees.....61 (2010-13)
4. Jimmy Clausen.....60 (2007-09)
5. Ron Powlus.....52 (1994-97)
6. DeShone Kizer.....47 (2015-16)
7. Everett Golson.....41 (2012, 2014)
Rick Mirer.....41 (1989-92)
9. Jarious Jackson.....34 (1996-99)
10. Joe Theismann.....31 (1968-70)

Touchdown Passes/Game (Season)

1. Brady Quinn.....2.85 (2006)
2. Brady Quinn.....2.67 (2005)
3. Ian Book.....2.62 (2019)
4. Jimmy Clausen.....2.33 (2009)



Touchdown Passes/Game (Career)

1. Brady Quinn	1.94 (2003-06)
2. DeShone Kizer	1.88 (2015-16)
3. Jimmy Clausen	1.71 (2007-09)

Most Victories as Starting QB (Career)

1. Ian Book (2016-20)	30
2. Tom Clements (1972-74)	29
Ron Powilus (1994-97)	29
Brady Quinn (2003-06)	29
5. Tony Rice (1987-89)	28
Rick Mirer (1989-92)	28
7. Ralph Guglielmi (1951-54)	26
8. Tommy Rees (2010-13)	23
9. Terry Hanratty (1966-68)	22
10. Steve Buerlein (1983-86)	21

Consecutive Wins To Open Starting Career

1. Bob Williams (1949-50)	11
2. Everett Golson (2012)	10
3. Ian Book (2018)	9
Kevin McDougal (1993)	9
Frank Tripucka (1948)	9
6. Terry Hanratty (1966)	8
7. Matt LoVecchio (2000)	7
8. Rick Slager (1975)	6

Winning Percentage as Starting QB (Career)

1. John Lujack (1943, 1946-47)	20-1-1 (.932)
2. Tony Rice (1987-89)	28-3-0 (.903)
3. Ralph Guglielmi (1951-54)	26-3-2 (.871)
4. Ian Book (2016-20)	30-5-0 (.857)
5. Tom Clements (1972-74)	29-5-0 (.853)
6. Joe Theismann (1968-70)	20-3-2 (.840)
7. Terry Hanratty (1966-68)	22-4-1 (.833)
8. Angelo Bertelli (1941-43)	15-2-3 (.825)
9. Brandon Wimubush (2015-18)	13-3-0 (.813)
10. Joe Montana (1975, 1977-78)	19-5-0 (.7917)
Rick Mirer (1989-92)	28-7-1 (.7917)

RECEIVING

Receptions (Game)

1. Maurice Stovall	14
vs. BYU, Oct. x22, 2005	
2. Michael Floyd	13
at Michigan, Sept. 10, 2011	
Jim Seymour	13
vs. Purdue, Sept. 24, 1966	
4. Michael Floyd	12
at Purdue, Oct. 1, 2011	
Michael Floyd	12
vs. USF, Sept. 3, 2011	
Bobby Brown	12
at Pittsburgh, Nov. 13, 1999	
Tom Gatewood	12
vs. Purdue, Sept. 26, 1970	
8. Miles Boykin	11
vs. Stanford, Sept. 29, 2018	
Michael Floyd	11
at USC, Nov. 27, 2010	
Michael Floyd	11
vs. Tulsa, Oct. 30, 2010	
Golden Tate	11
vs. Boston College, Oct. 24, 2009	

Jim Seymour	11
at USC, Nov. 26, 1966	
Jim Kelly	11
vs. Pittsburgh, Nov. 10, 1962	

Tight End Receptions (Game)

1. Cole Kmet	9
at Georgia, Sept. 21, 2019	
Ken MacAfee	9
at Purdue, Sept. 24, 1977	
2. Tyler Eifert	8
vs. Maryland (FedEx Field), Nov. 12, 2011	
Tyler Eifert	8
vs. Air Force, Oct. 8, 2011	
Tyler Eifert	8
at Pittsburgh, Sept. 24, 2011	
Kyle Rudolph	8
at Michigan State, Sept. 18, 2010	
Kyle Rudolph	8
vs. Michigan, Sept. 11, 2010	
John Carlson	8
vs. North Carolina, Nov. 4, 2006	
Anthony Fasano	8
vs. Purdue, Oct. 2, 2004	
Ken MacAfee	8
vs. USC, Oct. 22, 1977	

Receptions (Season)

1. Michael Floyd	100 (2011)
2. Golden Tate	93 (2009)
3. Michael Floyd	79 (2010)
4. Jeff Samardzija	78 (2006)
5. Jeff Samardzija	77 (2005)
Tom Gatewood	77 (1970)
7. Will Fuller	76 (2014)
8. TJ Jones	70 (2013)
9. Maurice Stovall	69 (2005)
10. Rhema McKnight	67 (2006)

Tight End Receptions (Season)

1. Tyler Eifert	63 (2011)
2. Ken MacAfee	54 (1977)
3. Tyler Eifert	50 (2012)
4. John Carlson	47 (2006)
Anthony Fasano	47 (2005)
6. Cole Kmet	43 (2019)
7. Michael Mayer	42 (2020)
Tony Hunter	42 (1982)
9. John Carlson	40 (2007)
10. Alizé Mack	36 (2018)

Running Back Receptions (Season)

1. Darius Walker	56 (2006)
2. Armando Allen Jr.	50 (2008)
3. Darius Walker	43 (2005)
4. Bob Gladieux	37 (1968)
5. Theo Riddick	36 (2012)
6. Kyren Williams	35 (2020)
7. Autry Denson	30 (1997)
8. Joseph Heap	29 (1952)
9. Armando Allen Jr.	28 (2009)
Allen Pinkett	28 (1983)

Receptions (Career)

1. Michael Floyd	271 (2008-11)
2. TJ Jones	181 (2010-13)
3. Jeff Samardzija	179 (2003-06)
4. Rhema McKnight	170 (2002-06)
5. Golden Tate	157 (2007-09)
Tom Gatewood	157 (1969-71)
7. Chase Claypool	150 (2016-19)
8. Will Fuller	144 (2013-15)
9. Tyler Eifert	140 (2009-12)
10. Jim Seymour	138 (1966-68)

Tight End Receptions (Career)

1. Tyler Eifert	140 (2009-12)
2. Ken MacAfee	128 (1974-77)
3. John Carlson	100 (2004-07)
4. Anthony Fasano	92 (2003-05)
5. Kyle Rudolph	90 (2008-10)
6. *Tony Hunter	70 (1979-82)
7. Alizé Mack	68 (2015-18)
8. Derek Brown	62 (1988-91)
Dean Masztak	62 (1978-81)
10. Cole Kmet	60 (2017-19)

*played TE only in 1981-82

Running Back Receptions (Career)

1. Armando Allen Jr.	119 (2007-10)
2. Darius Walker	109 (2004-06)
3. Allen Pinkett	73 (1982-85)
4. Bob Gladieux	72 (1966-68)
5. Joseph Heap	71 (1951-54)
6. Mark Green	61 (1985-88)
7. Autry Denson	53 (1995-98)
8. Jim Morse	52 (1954-56)
9. Cierre Wood	50 (2010-12)
10. Marc Edwards	46 (1993-96)

Receiving Yards (Game)

1. Jim Seymour	276
vs. Purdue, Sept. 24, 1966	
2. Golden Tate	244
vs. Washington, Oct. 3, 2009	
3. Jack Snow	217
at Wisconsin, Sept. 26, 1964	
4. Bobby Brown	208
at Pittsburgh, Nov. 13, 1999	
Jim Morse	208
at USC, Nov. 26, 1955	
6. Maurice Stovall	207
vs. BYU, Oct. 22, 2005	
7. Golden Tate	201
at Stanford, Nov. 28, 2009	
8. Tom Gatewood	192
vs. Purdue, Sept. 26, 1970	
9. Jeff Samardzija	191
at Stanford, Nov. 26, 2005	
10. Michael Floyd	189
vs. Nevada, Sept. 5, 2009	

Tight End Receiving Yards (Game)

1. Kyle Rudolph	164 (8)
vs. Michigan, Sept. 11, 2010	
2. Anthony Fasano	155 (8)
vs. Purdue, Oct. 2, 2004	

3. Ken MacAfee	130 (5)
vs. Navy, Oct. 29, 1977	
4. John Carlson	121 (4)
at Michigan State, Sept. 23, 2006	
5. Ken MacAfee	114 (9)
at Purdue, Sept. 24, 1977	
6. Cole Kmet	108 (9)
at Georgia, Sept. 21, 2019	
7. Derek Brown	101 (4)
at Purdue, Oct. 1, 1989	

Receiving Yards (Season)

1. Golden Tate	1,496 (2009)
2. Will Fuller	1,258 (2015)
3. Jeff Samardzija	1,249 (2005)
4. Maurice Stovall	1,149 (2005)
5. Michael Floyd	1,147 (2011)
6. Tom Gatewood	1,123 (1970)
7. Jack Snow	1,114 (1964)
8. TJ Jones	1,108 (2013)
9. Will Fuller	1,094 (2014)
10. Golden Tate	1,080 (2008)

Tight End Receiving Yards (Season)

1. Tyler Eifert	803 (2011)
2. Ken MacAfee	797 (1977)
3. Tyler Eifert	685 (2012)
4. John Carlson	634 (2006)
5. Anthony Fasano	576 (2005)
6. Cole Kmet	515 (2019)
7. Tony Hunter	507 (1982)
8. Troy Niklas	498 (2013)
9. Ken MacAfee	483 (1976)
10. Michael Mayer	450 (2020)

Running Back Receiving Yards (Season)

1. Bob Gladieux	442 (1968)
Jim Morse	442 (1956)
3. Jim Morse	424 (1955)
4. Joseph Heap	407 (1952)
5. Darius Walker	391 (2006)
6. Theo Riddick	370 (2012)
7. Joseph Heap	369 (1954)
8. Marc Edwards	361 (1995)
9. Armando Allen Jr.	355 (2008)
10. Nick Eddy	352 (1964)

Receiving Yards (Career)

1. Michael Floyd	3,686 (2008-11)
2. Golden Tate	2,707 (2007-09)
3. Jeff Samardzija	2,593 (2003-06)
4. Will Fuller	2,512 (2013-15)
Derrick Mayes	2,512 (1992-95)
6. Tim Brown	2,493 (1984-87)
7. TJ Jones	2,429 (2010-13)
8. Tom Gatewood	2,283 (1969-71)
9. Rhema McKnight	2,277 (2002-06)
10. Maurice Stovall	2,195 (2002-05)

Tight End Receiving Yards (Career)

1. Tyler Eifert	1,840 (2009-12)
2. Ken MacAfee	1,759 (1974-77)
3. Anthony Fasano	1,102 (2003-05)
4. John Carlson	1,093 (2004-07)
5. Kyle Rudolph	1,032 (2008-10)

6. Dean Masztak	924 (1978-81)
7. *Tony Hunter	904 (1979-82)
8. Derek Brown	899 (1988-91)
9. Mike Creaney	890 (1970-72)
10. Mark Bavaro	771 (1981-84)
<i>*played TE only in 1981-82</i>	

Running Back Receiving Yards (Career)

1. Joseph Heap	1,137 (1951-54)
2. Bob Gladieux	947 (1966-68)
3. Jim Morse	902 (1954-56)
4. Armando Allen Jr.	833 (2007-10)
5. Darius Walker	816 (2004-06)
6. Allen Pinkett	774 (1982-85)
7. Nick Eddy	708 (1964-66)
8. Bob Scarpitto	616 (1958-60)
9. John Lattner	613 (1951-53)
10. Mark Green	611 (1985-88)

Receptions/Game (Season)

1. Golden Tate (93 in 12 games)	7.75 (2009)
2. Thom Gatewood (77 in 10 games)	7.70 (1970)
3. Michael Floyd (100 in 13 games)	7.69 (2011)

Receptions/Game (Career)

1. Michael Floyd (271 in 43 games)	6.30 (2008-11)
2. Jim Seymour (138 in 26 games)	5.30 (1966-68)
3. Thom Gatewood (157 in 30 games)	5.23 (1969-71)

Receiving Yards/Game (Season)

1. Golden Tate	124.7 (2009)
2. Jim Seymour	123.1 (1966)
3. Michael Floyd	113.6 (2009)
4. Tom Gatewood	112.3 (1970)
5. Jeff Samardzija	104.1 (2005)
6. Will Fuller	96.8 (2015)
7. Maurice Stovall	95.8 (2005)
8. Michael Floyd	88.2 (2011)
9. Michael Floyd	85.4 (2010)
10. TJ Jones	85.2 (2013)

Receiving Yards/Game (Career)

1. Michael Floyd	85.7 (2008-11)
2. Jim Seymour	81.3 (1966-68)
3. Tom Gatewood	76.1 (1969-71)
4. Golden Tate	73.2 (2007-09)

Receiving Yards/Catch (Game, min. 4 receptions)

1. Michael Floyd	(4 for 189) 47.3
vs. Nevada, Sept. 5, 2009	
2. Equanimeous St. Brown	(4 for 182) 45.5
vs. Syracuse, Oct. 1, 2016	
3. Jim Morse	(5 for 208) 41.6
at USC, Nov. 26, 1955	
4. Golden Tate	(4 for 127) 31.8
vs. Michigan, Sept. 13, 2008	
5. John Carlson	(4 for 121) 30.3
at Michigan State, Sept. 23, 2006	
Rhema McKnight	(4 for 121) 30.3
at Boston College, Oct. 25, 2003	
7. Golden Tate	(6 for 177) 29.5
at Hawai'i (Hawai'i Bowl), Dec. 24, 2008	
Jeff Samardzija	(6 for 177) 29.5
vs. North Carolina, Nov. 4, 2006	

9. Golden Tate	(9 for 244) 27.1
vs. Washington, Oct. 3, 2009	
10. Tim Brown	(7 for 184) 26.3
vs. Navy (Memorial Stadium), Nov. 1, 1986	

Receiving Yards/Catch (Game, min. 5 receptions)

1. Jim Morse	(5 for 208) 41.6
at USC, Nov. 26, 1955	
2. Golden Tate	(6 for 177) 29.5
at Hawai'i (Hawai'i Bowl), Dec. 24, 2008	
Jeff Samardzija	(6 for 177) 29.5
vs. North Carolina, Nov. 4, 2006	
4. Golden Tate	(9 for 244) 27.1
vs. Washington, Oct. 3, 2009	
5. Tim Brown	(7 for 184) 26.3
vs. Navy (Memorial Stadium), Nov. 1, 1986	

Receiving Yards/Catch (Season, min. 20 receptions)

1. Matt Shelton	25.8 (2004)
2. Tony Hunter	25.6 (1979)
3. Jim Morse	22.1 (1956)
4. Raghil Ismail	21.8 (1990)
Kris Haines	21.8 (1978)
Dan Kelleher	21.8 (1976)
7. Tim Brown	21.7 (1987)
8. Derrick Mayes	21.3 (1993)
9. Kris Haines	21.0 (1977)
10. Will Fuller	20.3 (2015)

Receiving Yards/Catch (Career, min. 35 receptions)

1. Raghil Ismail	22.0 (1988-90)
2. Kris Haines	21.5 (1975-78)
3. Jim Morse	21.2 (1954-56)
4. Joe Howard	19.6 (1981-84)
5. Derrick Mayes	19.5 (1992-95)
6. Mike Creaney	19.3 (1970-72)
7. Kevin Stepherson	18.7 (2016-17)
8. Javon McKinley	18.6 (2016-20)
9. Les Taver	18.4 (1959-61)
10. Tim Brown	18.2 (1984-87)
Mike Miller	18.2 (1992-94)

100-Yard Receiving Games (Season)

1. Golden Tate	9 (2009)
2. Tom Gatewood	8 (1970)
3. Will Fuller	7 (2015)
4. Maurice Stovall	6 (2005)
5. TJ Jones	5 (2013)
Michael Floyd	5 (2009)
Golden Tate	5 (2008)
Jeff Samardzija	5 (2005)
9. Javon McKinley	4 (2020)
Will Fuller	4 (2014)
Michael Floyd	4 (2011)
Michael Floyd	4 (2010)
Michael Floyd	4 (2008)
Jeff Samardzija	4 (2006)
Tom Gatewood	4 (1969)

100-Yard Receiving Games (Career)

1. Michael Floyd	17 (2008-11)
2. Golden Tate	15 (2007-09)



3. Tom Gatewood	13 (1969-71)
4. Will Fuller	11 (2013-15)
5. Jeff Samardzija	9 (2003-06)
Derrick Mayes	9 (1992-95)
7. Maurice Stovall	7 (2002-05)
8. Tim Brown	6 (1984-87)
Jim Seymour	6 (1966-68)
10. Javon McKinley	5 (2016-20)
TJ Jones	5 (2010-13)
Rhema McKnight	5 (2002-06)

Touchdown Receptions (Game)

1. Chase Claypool	4
vs. Navy, Nov. 16, 2019	
Maurice Stovall	4
vs. BYU, Oct. 22, 2005	
3. Javon McKinley	3
vs. Syracuse, Dec. 5, 2020	
Ben Skowronek	3
at Boston College, Nov. 14, 2020	
Will Fuller	3
at Pittsburgh, Nov. 7, 2015	
Will Fuller	3
vs. Northwestern, Nov. 15, 2014	
Michael Floyd	3
vs. Western Michigan, Oct. 16, 2010	
Golden Tate	3
at Stanford, Nov. 28, 2009	
Michael Floyd	3
vs. Nevada, Sept. 5, 2009	
Golden Tate	3
at Hawai'i (Hawai'i Bowl), Dec. 24, 2008	
Maurice Stovall	3
vs. Navy, Nov. 12, 2005	
Jeff Samardzija	3
vs. Michigan State, Sept. 17, 2005	
Tom Gatewood	3
vs. Purdue, Sept. 26, 1970	
Jim Seymour	3
vs. Purdue, Sept. 24, 1966	
Jim Kelly	3
vs. Pittsburgh, Nov. 10, 1962	
Jim Mutscheller	3
vs. Michigan State, Oct. 28, 1950	
Bill Barrett	3
vs. North Carolina, Nov. 12, 1949	
Eddie Anderson	3
at Northwestern, Nov. 20, 1920	

Touchdown Receptions (Season)

1. Will Fuller	15 (2014)
Golden Tate	15 (2009)
Rhema McKnight	15 (2006)
Jeff Samardzija	15 (2005)
5. Will Fuller	14 (2015)
6. Chase Claypool	13 (2019)
7. Michael Floyd	12 (2010)
Jeff Samardzija	12 (2006)
9. Maurice Stovall	11 (2005)
Derrick Mayes	11 (1994)
Golden Tate	10 (2008)

Tight End Touchdown Receptions (Season)

1. Cole Kmet	6 (2019)
--------------	----------

Ken MacAfee	6 (1977)
2. Troy Niklas	5 (2013)
Tyler Eifert	5 (2011)
Ken MacAfee	5 (1975)
5. Tommy Tremble	4 (2019)
Durham Smythe	4 (2014)
Tyler Eifert	4 (2012)
John Carlson	4 (2006)
Anthony Fasano	4 (2004)
Pete Chryplewicz	4 (1996)
Oscar McBride	4 (1992)
Derek Brown	4 (1991)
Dave Casper	4 (1973)

Running Back Touchdown Receptions (Season)

1. Joseph Heap	5 (1953)
2. Coley O'Brien	4 (1968)
Bob Scarpitto	4 (1959)
4. Tony Fisher	3 (2000)
Marc Edwards	3 (1995)
Ray Zellars	3 (1993)
Jim Morse	3 (1955)
Jim Morse	3 (1954)
9. 19 players with	2
(MR: Theo Riddick, 2010)	

Touchdown Receptions (Career)

1. Michael Floyd	37 (2008-11)
2. Will Fuller	30 (2013-15)
3. Jeff Samardzija	27 (2003-06)
4. Golden Tate	26 (2007-09)
5. Rhema McKnight	22 (2002-06)
Derrick Mayes	22 (1992-95)
7. Chase Claypool	19 (2016-19)
TJ Jones	19 (2010-13)
Tom Gatewood	19 (1969-71)
10. Maurice Stovall	18 (2002-05)

Tight End Touchdown Receptions (Career)

1. Ken MacAfee	15 (1974-77)
2. Tyler Eifert	11 (2009-12)
3. Anthony Fasano	8 (2003-05)
John Carlson	8 (2004-07)
Kyle Rudolph	8 (2008-10)
Derek Brown	8 (1988-91)

Running Back Touchdown Receptions (Career)

1. Joseph Heap	7 (1951-54)
Jim Morse	7 (1951-54)
3. Bob Gladieux	6 (1966-68)
4. Tony Fisher	5 (1998-01)
Marc Edwards	5 (1993-96)
Ray Zellars	5 (1991-94)
Bob Scarpitto	5 (1958-60)
8. Coley O'Brien	4 (1966-68)
Rocky Bleier	4 (1965-67)
Nick Eddy	4 (1964-66)

Touchdown Receptions/Game (Season)

1. Michael Floyd (9 in 7 games)	1.29 (2009)
2. Golden Tate (15 in 12 games)	1.25 (2009)
Jeff Samardzija (15 in 12 games)	1.25 (2005)

Touchdown Receptions/Game (Career)

1. Michael Floyd (37 in 43 games)	0.86 (2008-11)
-----------------------------------	----------------

2. Will Fuller (30 in 39 games)	0.77 (2013-15)
3. Golden Tate (26 in 37 games)	0.70 (2007-09)

TOTAL OFFENSE

Total Offense Attempts (Game)

1. Terry Hanratty (420 yards)	.75
vs. Purdue, Sept. 30, 1967	
2. Joe Theismann (512 yards)	.71
vs. USC, Nov. 28, 1970	

Total Offense Attempts (Season)

1. Brady Quinn	549 (2006)
2. Everett Golson	541 (2014)
3. Brady Quinn	520 (2005)
4. Ian Book	511 (2019)
5. Jimmy Clausen	494 (2008)
6. DeShone Kizer	490 (2016)
7. Jimmy Clausen	484 (2009)
8. Ian Book	469 (2020)
DeShone Kizer	469 (2015)
10. Jarious Jackson	456 (1999)

Total Offense Attempts (Career)

1. Brady Quinn	1,856 (2003-06)
2. Ian Book	1,501 (2016-20)
3. Jimmy Clausen	1,285 (2007-09)
4. Ron Powlus	1,201 (1994-97)
5. Tommy Rees	1,106 (2010-13)
6. Steve Beuerlein	1,027 (1983-86)
7. DeShone Kizer	959 (2015-16)
8. Everett Golson	953 (2012, 2014)
9. Rick Mirer	951 (1989-92)
10. Allen Pinkett	892 (1982-85)

Total Offense Attempts/Game (Season)

1. Brady Quinn (520 plays in 12 games)	43.3 (2005)
2. Brady Quinn (549 plays in 13 games)	42.2 (2006)
3. Everett Golson (541 plays in 13 games)	41.6 (2014)

Total Offense Attempts/Game (Career)

1. DeShone Kizer (959 plays in 25 games)	38.4 (2015-16)
2. Everett Golson (953 plays in 25 games)	38.1 (2012, 2014)
3. Brady Quinn (1,856 plays in 49 games)	37.9 (2003-06)

Total Offense Yards (Game)

1. Joe Theismann (71 attempts)	.519
vs. USC, Nov. 28, 1970	
2. Brady Quinn (67 attempts)	.479
vs. Michigan State, Sept. 17, 2005	
3. DeShone Kizer (44 attempts)	.472
vs. Syracuse, Oct. 1, 2016	
4. Brady Quinn (40 attempts)	.463
at Purdue, Oct. 1, 2005	
5. Brady Quinn (45 attempts)	.457
vs. BYU, Oct. 22, 2005	
6. Brady Quinn (44 attempts)	.453
at Stanford, Nov. 26, 2005	
7. Jimmy Clausen (56 attempts)	.447
vs. Navy, Nov. 7, 2009	
8. DeShone Kizer (53 attempts)	.442
at Temple, Oct. 31, 2015	
9. DeShone Kizer (48 attempts)	.441
at Duke, Sept. 24, 2016	



10. Everett Golson (57 attempts) 435
at Arizona State, Nov. 8, 2014

Total Offense Yards (Season)

1. Brady Quinn 4,009 (2005)
2. Everett Golson 3,728 (2014)
3. Jimmy Clausen 3,627 (2009)
4. Ian Book 3,580 (2019)
5. Brady Quinn 3,497 (2006)
6. DeShone Kizer 3,404 (2015)
7. DeShone Kizer 3,397 (2016)
8. Ian Book 3,315 (2020)
9. Jarious Jackson 3,217 (1999)
10. Tommy Rees 3,201 (2013)

Total Offense Yards (Career)

1. Brady Quinn 11,944 (2003-06)
2. Ian Book 10,466 (2016-20)
3. Jimmy Clausen 7,793 (2007-09)
4. Tommy Rees 7,543 (2010-13)
5. Ron Powlus 7,479 (1994-97)
6. DeShone Kizer 6,801 (2015-16)
7. Rick Mirer 6,691 (1989-92)
8. Steve Buehrlein 6,459 (1983-86)
9. Everett Golson 6,431 (2012, 2014)
10. Jarious Jackson 5,777 (1996-99)

Total Offense Yards/Game (Season)

1. Brady Quinn 334.1 (2005)
2. Jimmy Clausen 302.3 (2009)
3. Everett Golson 286.8 (2014)
4. DeShone Kizer 283.1 (2016)
5. Joe Theismann 281.3 (1970)
6. Ian Book 276.3 (2020)
7. Ian Book 275.3 (2019)
8. Brady Quinn 269.0 (2006)
9. Jarious Jackson 268.1 (1999)
10. DeShone Kizer 261.8 (2015)

Total Offense Yards/Game (Career)

1. DeShone Kizer 272.0 (2015-16)
2. Everett Golson 257.2 (2012, 2014)
3. Brady Quinn 243.8 (2003-06)
4. Ian Book 222.7 (2016-20)
5. Jimmy Clausen 222.7 (2007-09)
6. Brandon Wimbush 188.1 (2015-18)
7. Joe Theismann 187.3 (1968-70)
8. Terry Hanratty 182.2 (1966-68)
9. Tommy Rees 160.5 (2010-13)
10. Rick Mirer 159.3 (1989-92)

200-Yard Total Offense Games (Season)

1. Brady Quinn 12 (2006)
2. Ian Book 11 (2019)
- Everett Golson 11 (2014)
- Jimmy Clausen 11 (2009)
- Brady Quinn 11 (2005)

200-Yard Total Offense Games (Career)

1. Brady Quinn 33 (2003-06)
2. Ian Book 30 (2016-present)
3. Jimmy Clausen 20 (2007-09)
4. Tommy Rees 19 (2010-13)
- DeShone Kizer 19 (2015-16)

Total Offense Yards/Attempt (Game, min. 20 attempts)

1. Jimmy Clausen 15.8
vs. Nevada, Sept. 5, 2009 (20 for 316)
2. Tommy Rees 14.2
vs. Temple, Aug. 31, 2013 (24 for 341)
3. Jimmy Clausen 14.1
at Hawai'i (Hawai'i Bowl), Dec. 24, 2008 (28 for 395)
4. John Huarte 13.7
vs. Navy, Oct. 31, 1964 (20 for 273)

Total Offense Yards/Attempt (Season, min. 1,000 yards)

1. George Gipp 9.37 (1920)
2. John Huarte 8.55 (1964)
3. Rick Mirer 7.84 (1991)
4. Brady Quinn 7.70 (2005)
5. Tommy Rees 7.53 (2013)
6. Jimmy Clausen 7.49 (2009)
7. DeShone Kizer 7.26 (2015)
8. Steve Buehrlein 7.20 (1986)
9. Joe Theismann 7.19 (1970)
10. Ian Book 7.11 (2018)

Total Offense Yards/Attempt (Career, min. 2,000 yards)

1. John Huarte 7.46 (1962-64)
3. George Gipp 7.39 (1917-20)
4. Jarious Jackson 7.34 (1996-99)
5. DeShone Kizer 7.09 (2015-16)
6. Rick Mirer 7.04 (1989-92)
7. Ian Book 6.97 (2016-20)
8. Tommy Rees 6.82 (2010-13)
9. Everett Golson 6.75 (2012, 2014)
10. Joe Theismann 6.73 (1968-70)

Combined Rush-Rec Yards - Season (Non-QB)

1. Allen Pinkett 1,682 (1983)
2. Darius Walker 1,658 (2006)
3. Darius Walker 1,547 (2005)
4. Josh Adams 1,531 (2017)
5. Vagas Ferguson 1,509 (1979)
6. Autry Denson 1,443 (1997)
7. Reggie Brooks 1,367 (1992)
8. Allen Pinkett 1,362 (1984)
9. Julius Jones 1,321 (2003)
10. Cierre Wood 1,291 (2011)

Combined Rush-Rec Yards - Career (Non-QB)

1. Allen Pinkett 4,905 (1982-85)
2. Autry Denson 4,750 (1995-98)
3. George Gipp 4,110 (1917-20)
4. Vagas Ferguson 3,838 (1976-79)
5. Josh Adams 3,534 (2015-17)
6. Julius Jones 3,358 (1999-01, '03)
7. Darius Walker 3,249 (2004-06)
8. Jerome Heavens 3,014 (1975-78)
9. Tim Brown 2,935 (1984-87)
10. Cierre Wood 2,831 (2009-12)

Combined Rush-Rec Yards/Game - Season (Non-QB)

1. Allen Pinkett 140.2 (1983)
2. Vagas Ferguson 137.2 (1979)

3. Reggie Brooks 124.3 (1992)
4. Autry Denson 120.3 (1997)
5. Josh Adams 117.8 (2017)
6. Autry Denson 117.3 (1996)

Combined Rush-Rec Yards/Game - Career (Non-QB)

1. George Gipp 128.4 (1917-20)
2. Allen Pinkett 114.0 (1982-85)
3. Autry Denson 105.6 (1995-98)
4. Vagas Ferguson 98.4 (1976-79)
5. Josh Adams 93.0 (2015-17)
6. Darius Walker 90.3 (2004-06)
7. Jerome Heavens 86.1 (1975-78)

SCORING

Points Responsible For (Game)

1. Art Smith 37
vs. Loyola-Chicago, Oct. 28, 1911; 7 TDs (5 pts each), 2 PATs
2. Ian Book 36
vs. New Mexico, Sept. 14, 2019; 6 TDs (5 pass, 1 run)
- DeShone Kizer 36
at Texas, Sept. 4, 2016; 6 TDs (5 pass, 1 run)
- DeShone Kizer 36
at Pittsburgh, Nov. 7, 2015; 6 TDs (5 pass, 1 run)
- Everett Golson 36
vs. Navy, Nov. 1, 2014; 6 TDs (3 run, 3 pass)

Points Responsible For (Season)

1. Brady Quinn, 2006 234
2 rushing TDs, 37 passing TDs
2. Ian Book, 2019 228
4 rushing TDs, 34 passing TDs
3. Everett Golson, 2014 226
8 rushing TDs, 29 passing TDs, 2 two-point
4. DeShone Kizer, 2016 204
8 rushing TDs, 26 passing TDs
5. Brady Quinn, 2005 198
1 rushing TD, 32 passing TDs
6. DeShone Kizer, 2015 188
10 rushing TDs, 21 passing TDs, 1 two-point
7. Jimmy Clausen, 2009 186
3 rushing TDs, 28 passing TDs
8. Brandon Wimbush, 2017 182
14 rushing TDs, 16 passing TDs, 1 two-point
9. Tommy Rees, 2013 162
0 rushing TDs, 27 passing TDs
- Rick Mirer, 1991 162
9 rushing TDs, 18 passing TDs

Points Responsible For (Career)

1. Brady Quinn, 2003-06 606
6 rushing TDs, 95 passing TDs
2. Ian Book, 2016-20 534
17 rushing TDs, 72 passing TDs
- Jimmy Clausen, 2007-09 390
5 rushing TDs, 60 passing TDs
- DeShone Kizer, 2015-16 390
18 rushing TDs, 47 passing TD
5. Tommy Rees, 2010-13 372
1 rushing TD, 61 passing TDs
6. Rick Mirer, 1989-92 350
17 rushing TDs, 41 passing TDs, 1 two-point
7. Ron Powlus, 1994-97 338
3 rushing TDs, 52 passing TDs, 4 two-point



8. Everett Golson, 2012, 2014.....	334
14 rushing TDs, 41 passing TDs, 2 two-point	
9. Allen Pinkett, 1982-85.....	326
53 rushing TDs, 1 passing TD, 1 two-point	
10. Jarious Jackson, 1996-99.....	290
15 rushing TDs, 34 passing TD, 1 KR TD, 2 two-point	

Points Responsible For/Game (Season)

1. Brady Quinn, 2006.....	(234 in 13) 18.0
2. Ian Book, 2019.....	(228 in 13) 17.5
3. Everett Golson, 2014.....	(226 in 13) 17.4
4. DeShone Kizer, 2016.....	(202 in 12) 16.8
5. Brady Quinn, 2005.....	(198 in 12) 16.5
6. Jimmy Clausen, 2009.....	(186 in 12) 15.5
7. Brandon Wimbush, 2017.....	(182 in 12) 15.2
8. DeShone Kizer, 2015.....	(188 in 13) 14.5
9. Rick Mirer, 1992.....	(162 in 12) 13.5
10. Dayne Crist, 2010.....	(114 in 9) 12.7

Points Responsible For/Game (Career)

1. DeShone Kizer, 2015-16.....	(390 in 25) 15.6
2. Everett Golson, 2012, 2014.....	(334 in 25) 13.4
3. Brady Quinn, 2003-06.....	(606 in 49) 12.4
4. Ian Book, 2016-20.....	(534 in 47) 11.4
Jimmy Clausen, 2007-09.....	(390 in 35) 11.1
6. Brandon Wimbush, 2015-18.....	(218 in 20) 10.9
7. Terry Hanratty, 1966-68.....	(264 in 26) 10.2

Points Scored (Game)

1. Art Smith.....	37
vs. Loyola (Chicago), 1911; 7 TDs (5 pts each), 2 PATs	
2. DeShone Kizer.....	30
at Pittsburgh, 2015; 5 TDs	
Bill Wolski.....	30
vs. Pittsburgh, 1965; 5 TDs	
Alvin Berger.....	30
vs. St. Viator, 1912; 5 TDs	
5. Willie Maher.....	30
vs. Kalamazoo, 1923; 5 TDs	
6. Bill Downs.....	30
vs. DePauw, 1905; 6 TDs (5 pts each)	

Points Scored (Season)

1. Jerome Bettis, 1991.....	120 (20 TDs)
2. Allen Pinkett, 1983.....	110 (18 TDs, 2 2-pt. runs)
3. Jonathan Doerer, 2019.....	108 (57 PATs, 17 FGs)
Golden Tate, 2009.....	108 (18 TDs)
Allen Pinkett, 1984.....	108 (18 TDs)
6. *Louis (Red) Salmon, 1903.....	105 (15 TDs, 30 PATs)
7. Vagas Ferguson, 1979.....	102 (17 TDs)
8. Kyle Brindza, 2013.....	98 (38 PATs, 20 FGs)
9. Justin Yoon, 2017.....	97 (55 PATs, 14 FGs)
Kyle Brindza, 2012.....	97 (28 PATs, 23 FGs)

***Salmon's TD and FG worth 5 pts each*

Points Scored (Career)

1. Justin Yoon, 2015-18.....	367 (59 FGs, 190 PATs)
2. Allen Pinkett, 1982-85.....	320 (53 TDs, 2 2-pt. runs)
3. Craig Hentrich, 1989-92.....	294 (39 FGs, 177 PATs)
4. Kyle Brindza, 2011-14.....	288 (57 FGs, 117 PATs)
5. Autry Denson, 1995-98.....	282 (47 TDs)
6. *Louis (Red) Salmon, 1900-03.....	250 (36 TDs, 60 PATs, 2 FGs)
7. Nicholas Setta, 2000-03.....	248 (1 TD, 104 PATs, 46 FGs)
8. Dave Reeve, 1974-77.....	247 (130 PATs, 39 FGs)

9. Stan Cofall, 1914-16.....	246 (30 TDs, 60 PATs, 2 FGs)
10. Michael Floyd, 2008-11.....	228 (38 TDs)

**Salmon's TD and FG worth 5 pts each*

Points Scored/Game (Season)

1. Alvin Berger, 1912.....	(84 in 7) 12.0
2. Louis (Red) Salmon, 1903.....	(105 in 9) 11.7
3. Jerome Bettis, 1991.....	(120 in 12) 10.0
Allen Pinkett, 1982.....	(110 in 11) 10.0

Points Scored/Game (Career)

1. Stan Cofall, 1914-16.....	(246 in 24) 10.3
2. Allen Pinkett, 1982-85.....	(320 in 43) 7.4
3. Gus Dorais, 1910-13.....	(198 in 28) 7.1

Kicking Points Scored (Game)

1. Jonathan Doerer.....	17
4 FG, 5 PATs vs. Clemson, Nov. 7, 2020	
Kyle Brindza.....	17
5 FGs, 2 PATs vs. Rutgers (Pinstripe Bowl), Dec. 28, 2013	
Nick Tausch.....	17
5 FGs, 2 PATs vs. Washington, Oct. 3, 2009	
Nicholas Setta.....	17
5 FGs, 2 PATs vs. Washington State, Sept. 6, 2003	
Craig Hentrich.....	17
5 FGs, 2 PATs vs. Miami (Fla.), Oct. 20, 1990	
6. Jonathan Doerer.....	16
4 FG, 4 PATs vs. Boston College, 2019	
Kyle Brindza.....	16
5 FGs, 1 PAT at USC, Nov. 24, 2012	
Nicholas Setta.....	16
5 FGs, 1 PAT vs. Maryland (Giants Stadium), Aug. 31, 2002	
7. Jonathan Doerer.....	15
4 FGs, 3 PATs vs. Iowa State, 2019	
Brandon Walker.....	15
4 FGs, 3 PATs vs. Pittsburgh, Nov. 1, 2008	
D.J. Fitzpatrick.....	15
4 FGs, 3 PATs vs. BYU, 2003	

Kicking Points Scored (Season)

1. Jonathan Doerer, 2019.....	108 (17 FGs, 57 PATs)
2. Kyle Brindza, 2013.....	98 (20 FGs, 38 PATs)
3. Justin Yoon, 2017.....	97 (14 FGs, 55 PATs)
Kyle Brindza, 2012.....	97 (23 FGs, 28 PATs)
5. Justin Yoon, 2015.....	95 (15 FGs, 50 PATs)
6. Jonathan Doerer, 2020.....	93 (15 FGs, 48 PATs)
Kyle Brindza, 2014.....	93 (14 FGs, 51 PATs)
8. Justin Yoon, 2018.....	92 (17 FGs, 41 PATs)
9. David Ruffer, 2010.....	91 (18 FGs, 37 PATs)
10. Craig Hentrich, 1990.....	89 (16 FGs, 41 PATs)

Kicking Points Scored (Career)

1. Justin Yoon, 2015-18.....	367 (59 FGs, 190 PATs)
2. Craig Hentrich, 1989-92.....	294 (39 FGs, 177 PATs)
3. Kyle Brindza, 2011-14.....	288 (57 FGs, 117 PATs)
4. Dave Reeve, 1974-77.....	247 (39 FGs, 130 PATs)
5. Nicholas Setta, 2000-03.....	242 (46 FGs, 104 PATs)
6. John Carney, 1984-86.....	223 (51 FGs, 70 PATs)
7. Jonathan Doerer, 2017-present.....	209 (33 FGs, 110 PATs)
8. D.J. Fitzpatrick, 2002-05.....	205 (34 FGs, 103 PATs)
9. David Ruffer, 2008-11.....	192 (33 FGs, 93 PATs)
Jim Sanson, 1996-99.....	192 (28 FGs, 108 PATs)

Kicking Points Scored/Game (Season)

1. Jonathan Doerer, 2019.....	8.3 (108 in 13 games)
2. Craig Hentrich, 1990.....	8.1 (89 in 11 games)
Justin Yoon, 2017.....	8.1 (97 in 12 games)
4. Kevin Pendergast, 1993.....	7.9 (87 in 11 games)
John Carney, 1986.....	7.9 (87 in 11 games)

Kicking Points Scored/Game (Career)

1. Justin Yoon, 2015-18.....	7.5 (367 in 49 games)
2. John Carney, 1984-86.....	6.8 (223 in 33 games)
Craig Hentrich, 1989-92.....	6.7 (294 in 44 games)

Touchdowns (Game)

1. Art Smith.....	7
vs. Loyola-Chicago, 1911	
2. Bill Downs.....	6
vs. DePauw, 1905	
3. Chase Claypool.....	4
vs. Navy 2019	
Brandon Wimbush.....	4
at Boston College, 2017	
Maurice Stovall.....	4
vs. BYU, 2005	
Emmett Mosley.....	4
vs. Navy, 1994	
Allen Pinkett.....	4
vs. Penn State, 1984	
Allen Pinkett.....	4
vs. Penn State, 1983	
Larry Conjar.....	4
vs. USC, 1965	
Frank Lonergan.....	4
vs. Chicago Physicians and Surgeons, 1903	
Frank Lonergan.....	4
vs. DePauw, 1903	

Touchdowns (Season)

1. Jerome Bettis.....	20 (1991)
2. Golden Tate.....	18 (2009)
Allen Pinkett.....	18 (1984)
Allen Pinkett.....	18 (1983)
5. Vagas Ferguson.....	17 (1979)
6. Bill Downs.....	16 (1905)
7. Will Fuller.....	15 (2014)
Rhema McKnight.....	15 (2006)
Jeff Samardzija.....	15 (2005)
Autry Denson.....	15 (1998)
Louis (Red) Salmon.....	15 (1903)

Touchdowns (Career)

1. Allen Pinkett.....	53 (1982-85)
2. Autry Denson.....	47 (1995-98)
3. Michael Floyd.....	38 (2008-11)
4. Louis (Red) Salmon.....	36 (1900-03)
5. Vagas Ferguson.....	35 (1976-79)
6. Anthony Johnson.....	34 (1986-89)
7. Marc Edwards.....	32 (1993-96)
8. Will Fuller.....	30 (2013-15)
Golden Tate.....	30 (2007-09)
Stan Cofall.....	30 (1914-16)

Touchdowns/Game (Season)

1.78 - Bill Downs, 1905 (16 in 9 games)	
---	--

**Touchdowns/Game (Career)**

1.25 - Stan Cofall, 1914-16 (30 in 24 games)

First Notre Dame Touchdown

Harry Jewett vs. Michigan - April 20, 1888 (5-yard run)

FIELD GOALS**Field Goals Made (Game)**

1. Kyle Brindza	5
vs. Rutgers (Pinstripe Bowl), Dec. 28, 2013	
Kyle Brindza	5
at USC, Nov. 24, 2012	
Nick Tausch	5
vs. Washington, Oct. 3, 2009	
Nicholas Setta	5
vs. Washington State, Sept. 6, 2003	
Nicholas Setta	5
vs. Maryland (Giants Stadium), Aug. 31, 2002	
Craig Hentrich	5
vs. Miami (Fla.), Oct. 20, 1990	
7. Jonathan Doerer	4
vs. Clemson, Nov. 7, 2020	
Jonathan Doerer	4
vs. Iowa State (Camping World Bowl), Dec. 28, 2019	
Jonathan Doerer	4
vs. Navy, Nov. 16, 2019	
Justin Yoon	4
vs. Georgia, Sept. 9, 2017	
Brandon Walker	4
vs. Pittsburgh, Nov. 1, 2008	
D.J. Fitzpatrick	4
vs. BYU, Nov. 15, 2003	
Reggie Ho	4
vs. Michigan, Sept. 10, 1988	
John Carney	4
vs. SMU, Nov. 8, 1986	
John Carney	4
at Michigan, Sept. 14, 1985	
Harry Oliver	4
vs. Miami (Fla.), Oct. 11, 1980	
Harry Oliver	4
at Michigan State, Oct. 4, 1980	
Chuck Male	4
at Michigan, Sept. 15, 1979	

Field Goals Made (Season)

1. Kyle Brindza	23-31 (2012)
2. John Carney	21-28 (1986)
3. Kyle Brindza	20-26 (2013)
4. Mike Johnston	19-22 (1982)
5. David Ruffer	18-19 (2010)
Harry Oliver	18-23 (1980)
7. Jonathan Doerer	17-20 (2019)
Justin Yoon	17-21 (2018)
John Carney	17-19 (1984)
10. Craig Hentrich	16-20 (1990)

Field Goals Made (Career)

1. Justin Yoon	59-73 (2015-18)
2. Kyle Brindza	57-81 (2011-14)
John Carney	51-69 (1984-86)
4. Nicholas Setta	46-66 (2000-03)
5. Craig Hentrich	39-56 (1989-92)
Dave Reeve	39-64 (1974-77)
7. D.J. Fitzpatrick	34-49 (2002-05)

8. Jonathan Doerer	33-44 (2017-present)
David Ruffer	33-40 (2008-11)
10. Mike Johnston	31-43 (1982-83)

Field Goals Attempted (Game)

1. Gus Dorais	7
vs. Texas, Nov. 27, 1913 (made 3)	
2. Kyle Brindza	6
vs. Rutgers, Dec. 28, 2013 (made 5)	
Kyle Brindza	6
vs. USC, Nov. 24, 2012 (made 5)	
Brandon Walker	6
vs. Syracuse, Nov. 22, 2008 (made 3)	
Nicholas Setta	6
vs. Washington State, Sept. 6, 2003 (made 5)	
Craig Hentrich	6
vs. Miami, Fla., Oct. 20, 1990 (made 5)	

Field Goals Attempted (Season)

1. Kyle Brindza	31 (2012)
2. John Carney	28 (1986)
3. Kyle Brindza	26 (2013)
4. Nicholas Setta	25 (2002)
5. Kyle Brindza	24 (2014)
Brandon Walker	24 (2008)
7. Jonathan Doerer	23 (2020)
Harry Oliver	23 (1980)
9. John Carney	22 (1985)
Mike Johnston	22 (1982)

Field Goals Attempted (Career)

1. Kyle Brindza	81 (2011-14)
2. Justin Yoon	73 (2015-18)
3. John Carney	69 (1984-86)
4. Nicholas Setta	66 (2000-03)
5. Dave Reeve	64 (1974-77)
6. Craig Hentrich	56 (1989-92)
7. D.J. Fitzpatrick	49 (2002-05)
8. Jim Sanson	47 (1996-99)
9. Jonathan Doerer	44 (2017-present)
10. Mike Johnston	43 (1982-83)

Field Goal Percentage (Season, min. 15 attempts)

1. David Ruffer, 2010	18-19 (.947)
2. John Carney, 1984	17-19 (.895)

Field Goal Percentage (Career, min. 50 attempts)

1. Justin Yoon, 2015-18	59-73 (.808)
2. John Carney, 1984-86	51-69 (.739)
3. Kyle Brindza, 2011-14	57-81 (.704)

Consecutive Field Goals (Season)

1. David Ruffer	18 (2010)
2. Nick Tausch	14 (2009)
3. Mike Johnston	13 (1982)

Consecutive Field Goals (Career)

1. David Ruffer	23
Pittsburgh 2009 - Miami (Fla.) 2010	
2. Nick Tausch	14
Michigan 2009 - Washington St. 2009	
3. Mike Johnston	13
Michigan 1982 - Oregon 1982	
4. Justin Yoon	12

Georgia Tech 2015 - Texas 2016	
5. John Carney	10
Navy 1984 - Michigan 1985	
6. Justin Yoon	9
NC State 2016 - USC 2016	
D.J. Fitzpatrick	9
Navy 2003 - BYU 2004	
Nicholas Setta	9
Washington State 2003 - Purdue 2003	
Nicholas Setta	9
USC 2000 - USC 2001	
10. Kyle Brindza	8
BYU 2014 - Rutgers 2014	
Kyle Brindza	8
Purdue 2012 - Miami, Fla. 2012	
John Carney	8
Air Force 1986 - Penn State 1986	
Chuck Male	8
Michigan 1979 - Michigan State 1979	
Chuck Male	8
Miami (Fla.) 1978 - Georgia Tech 1978	

Consecutive Regular-Season Games With a Field Goal

1. Nicholas Setta	16 (2000-02)
2. David Ruffer	11 (2009-10)
John Carney	11 (1986)

50-yard Field Goals (Season)

1. Kyle Brindza	3 (2013)
Harry Oliver	3 (1980)
3. Jonathan Doerer	2 (2019)
David Ruffer	2 (2010)

50-yard Field Goals (Career)

1. Kyle Brindza	4 (2011-14)
2. Jonathan Doerer	3 (2017-present)
David Ruffer	3 (2008-11)
Harry Oliver	3 (1980-81)
5. Dave Reeve	2 (1974-77)
6. Four players with	1
MR: Justin Yoon (2015-)	

First Notre Dame Field Goal

Mike Daly vs. Chicago, 1897 (35 yards)

EXTRA POINTS**Extra Point Conversions (Game)**

1. Four players with	9
MR: Ken Ivan vs. Pittsburgh, Nov. 6, 1965	

Extra Point Conversions (Season)

1. Jonathan Doerer	57-57 (2019)
2. Justin Yoon	55-55 (2017)
3. D.J. Fitzpatrick	52-54 (2005)
4. Kyle Brindza	51-52 (2014)
5. Justin Yoon	50-52 (2015)
6. Carl Gioia	49-53 (2006)
7. Jonathan Doerer	48-48 (2020)
Craig Hentrich	48-48 (1991)
9. David Ruffer	47-47 (2011)
10. Kevin Pendergast	45-48 (1993)
Scott Hempel	45-50 (1968)



Extra Point Conversions (Career)

1. Justin Yoon	190-196 (2015-18)
2. Craig Hentrich	177-180 (1989-92)
3. Dave Reeve	130-143 (1974-77)
4. Scott Hempel	122-132 (1968-70)
5. Kyle Brindza	117-119 (2011-14)
6. Jonathan Doerer	110-111 (2017-present)
7. Jim Sanson	106-121 (1996-99)
8. Nicholas Setta	104-105 (2000-03)
9. D.J. Fitzpatrick	103-106 (2002-05)
10. Bob Thomas	98-101 (1971-73)

Extra Point Conversions/Game (Season)

1. Craig Hentrich	4.8 (48 in 10 games)
2. Justin Yoon	4.6 (55 in 12 games)
3. Scott Hempel	4.5 (45 in 10 games)

Extra Point Conversions/Game (Career)

1. Scott Hempel	4.4 (122 in 28 games)
-----------------	-----------------------

Extra Point Attempts (Game)

1. Frank Winter	12 vs. Englewood H.S., Oct. 6, 1900 (made 9)
2. Ken Ivan	10 vs. Pittsburgh, Nov. 6, 1965 (made 9)

Extra Point Attempts (Season)

1. Jonathan Doerer	57-57 (2019)
2. Justin Yoon	55-55 (2017)
3. D.J. Fitzpatrick	52-54 (2005)
4. Carl Gioia	49-53 (2006)
5. Justin Yoon	50-52 (2015)
Kyle Brindza	51-52 (2014)
Steve Oracko	38-52 (1949)
8. Scott Hempel	45-50 (1968)
9. Jonathan Doerer	48-48 (2020)
Kevin Pendergast	45-48 (1993)
Craig Hentrich	48-48 (1991)

Extra Point Attempts (Career)

1. Justin Yoon	190-196 (2015-18)
2. Craig Hentrich	177-180 (1989-92)
3. Dave Reeve	130-143 (1974-77)
4. Scott Hempel	122-132 (1968-70)
5. Jim Sanson	106-121 (1996-99)
6. Kyle Brindza	117-119 (2011-14)
7. Jonathan Doerer	110-111 (2017-present)
8. D.J. Fitzpatrick	103-106 (2002-05)
9. Nicholas Setta	104-105 (2000-03)
Gus Dorais	96-105 (1910-13)

Extra Point Percentage (Season, min. 20 made)

1. Jonathan Doerer, 2019	57-57 (1.000)
Justin Yoon, 2017	55-55 (1.000)
Jonathan Doerer, 2020	48-48 (1.000)
Craig Hentrich, 1991	48-48 (1.000)
David Ruffer, 2011	47-47 (1.000)
Craig Hentrich, 1990	41-41 (1.000)
Brandon Walker, 2008	39-39 (1.000)
Kyle Brindza, 2013	38-38 (1.000)
Bob Thomas, 1972	34-34 (1.000)
Nicholas Setta, 2002	32-32 (1.000)
Stefan Schroffner, 1994	30-30 (1.000)
Ted Gradel, 1987	33-33 (1.000)
John Carney, 1984	25-25 (1.000)
Nicholas Setta, 2001	23-23 (1.000)

15. Kyle Brindza, 2014	51-52 (.981)
------------------------	--------------

Extra Point Percentage (Career, min. 50 made)

1. Jonathan Doerer, 2017-present	110-111 (.99.1)
2. Nicholas Setta, 2000-03	104-105 (.99.0)
3. Brandon Walker, 2007-10	61-62 (.98.4)
4. Kyle Brindza, 2011-14	117-119 (.98.3)
Craig Hentrich, 1989-92	177-180 (.98.3)
6. Mike Johnston, 1980-83	53-54 (.98.1)
7. D.J. Fitzpatrick, 2002-05	103-106 (.97.2)
8. Bob Thomas, 1971-73	98-101 (.97.0)
9. Justin Yoon, 2015-18	190-196 (.96.9)

Consecutive Extra Points Made (Career)

1. Craig Hentrich	136 (9-30-89 vs. Purdue to 9-26-92 vs. Purdue)
2. Jonathan Doerer	110 (Oct. 27, 2018 at Navy to present)
3. Justin Yoon	96 (11-12-16 vs. Army to 11-17-18 vs. Syracuse)
4. Nicholas Setta	92 (10-7-00 vs. Stanford to 10-11-03 ended by injury)
5. Kyle Brindza	89 (11-3-12 vs. Pittsburgh to 11-15-14 vs. Northwestern)
6. David Ruffer	63 (10-30-10 vs. Tulsa to career end in 2011)
7. Jonathan Doerer	62 (10-27-2018 vs. Navy to present)
Bob Thomas	62 (11-6-71 vs. Pittsburgh to 10-23-73 vs. Army)
9. D.J. Fitzpatrick	61 (11-6-04 at Tennessee to 11-26-05 at Stanford)
10. Brandon Walker	60 (10-6-07 at UCLA to career ended in 2010)

Two-Point Conversions (Season)

1. Everett Golson	2 (2014)
Matt Edwards	2 (1995)
Bob Minnix	2 (1971)
Bill Wolski	2 (1965)

Passing Two-Point Conversions (Season)

1. Steve Beuerlein	2 (5 attempts); 1986
John Huarte	2 (9 attempts); 1964

Two-Point Conversion Attempts (Game)

1. Joe Theismann	3 vs. Pittsburgh, Nov. 7, 1970
Terry Hanratty	3 vs. Pittsburgh, Nov. 5, 1966
John Huarte	3 vs. Wisconsin, Sept. 26, 1964
John Huarte	3 vs. Michigan State, Nov. 14, 1964

Two-Point Conversion Attempts (Season)

1. John Huarte	9 (1964)
2. DeShone Kizer	6 (2015)
Terry Hanratty	6 (1966)
4. Jarius Jackson	4 (1999)

Two-Point Conversion Attempts (Career)

1. John Huarte	10 (1962-64)
2. Terry Hanratty	8 (1966-68)

PUNTING

Punts (Game)

1. Marchy Schwartz	15 vs. Army, Nov. 28, 1931 (509 yards)
2. Fred (Dippy) Evans	14 vs. Army, Nov. 1, 1941
Ray (Bucky) Dahman	14 vs. USC, Nov. 26, 1927
4. Angelo Bertelli	12 vs. Navy, Oct. 31, 1942
Gene (Red) Edwards	12 at Penn State, Nov. 7, 1925
6. Blair Kiel	11 at Michigan State, Oct. 2, 1982
John Lattner	11 vs. USC, Nov. 29, 1952
Billy Barrett	11 vs. Navy, Nov. 3, 1951
Harry Stevenson	11 vs. Iowa, Nov. 11, 1939
Joe O'Neill	11 at Ohio State, Oct. 31, 1936
Steve Banas	11 vs. USC, Nov. 25, 1933
Elmer Layden	11 at Nebraska, Nov. 10, 1923

Punts (Season)

1. Joey Hildbold	78 (2002)
2. Blair Kiel	77 (1982)
3. D.J. Fitzpatrick	76 (2004)
4. Blair Kiel	73 (1981)
5. Fred Evans	67 (1941)
6. Blair Kiel	66 (1980)
7. John Lattner	64 (1952)
8. Jay Bramblett	63 (2019)
Tyler Newsome	63 (2017)
Joe Restic	63 (1976)

Punts (Career)

1. Blair Kiel	259 (1980-83)
2. Joey Hildbold	256 (1999-02)
3. Tyler Newsome	225 (2015-18)
4. Joe Restic	209 (1975-78)
5. Ben Turk	200 (2009-12)
6. Hunter Smith	174 (1995-98)
7. D.J. Fitzpatrick	166 (2002-05)
8. Brian Doherty	140 (1971-73)
9. Bob Williams	122 (1948-50)
10. John Lattner	119 (1951-53)

Punts/Game (Season)

1. Fred Evans	.67 9 7.4 1941
---------------	--

Punts/Game (Career)

1. Joey Hildbold	.256 46 5.6 1999-02
------------------	---

Punting Average (Game, min 5 punts)

1. Tyler Newsome (5 for 298)	59.6 vs. Vanderbilt, Sept. 15, 2018
2. Tyler Newsome (5 for 262)	52.4 vs. Massachusetts, Sept. 26, 2015

**Punting Average (Game, min 10 punts)**

1. Paul Gastner (12 for 537) 44.8
vs. Purdue, Oct. 15, 1921

Punting Average (Season, min 25 punts)

1. Geoff Price (50 for 2272) - 2006 45.4
2. Craig Hentrich (34 for 1526) - 1990 44.9
3. Tyler Newsome (45 for 2000) - 2018 44.7
4. Craig Hentrich (26 for 1159) - 1989 44.6
5. Tyler Newsome (55 for 2446) - 2015 44.5
6. Craig Hentrich (35 for 1534) - 1992 43.8
7. Tyler Newsome (63 for 2749) - 2017 43.6
8. Tyler Newsome (54 for 2347) - 2016 43.5
- Joe Restic (40 for 1739) - 1975 43.5
10. Hunter Smith (44 for 1906) - 1996 43.3

Punting Average (Career, min 50 punts)

1. Craig Hentrich (118 for 5204) - 1989-92 44.1
2. Tyler Newsome (225 for 9909) - 2015-18 44.0
3. Geoff Price (106 for 4621) - 2004-07 43.6
4. Kyle Brindza (94 for 3884) - 2011-14 41.3
5. Hunter Smith (174 for 7170) - 1995-98 41.2
6. Vince Phelan (50 for 2044) - 1987 40.9
7. Jay Bramblett (106 for 4324) - 2019-present 40.8
8. Bill Shakespeare (91 for 3705) - 1933-35 40.71
9. Blair Kiel (259 for 10534) - 1980-83 40.67
10. Joey Hildbold (256 for 10304) - 1999-2002 40.25
11. Eric Maust (94 for 3783) - 2006-09 40.24

PUNT RETURNS**Returns (Game)**

1. Tom Schoen 9-167
vs. Pittsburgh, Nov. 11, 1967

Punt Returns (Season)

1. Tom Schoen 42-447 (1967)
2. Vontez Duff 40-385 (2002)
- Gene Edwards 40-173 (1925)
4. Tim Brown 34-401 (1987)
- Dave Duerson 34-245 (1982)
6. Mike Crotty 33-297 (1971)
7. Dave Duerson 32-221 (1981)
8. Carlyle Holiday 29-314 (2004)
9. Tom Schoen 29-253 (1966)
10. Joe Howard 28-202 (1983)

Punt Returns (Career)

1. Dave Duerson 103-869 (1979-82)
2. Frank Carideo 92-947 (1928-30)
3. Harry Stuhldreher 88-701 (1922-24)
4. Vontez Duff 73-725 (2000-03)
5. Tom Schoen 71-700 (1965-67)
6. Tom Zbikowski 66-757 (2004-07)
7. Michael Miller 62-444 (1991-94)
8. Troy Wilson 54-450 (1983-86)
9. Mike Crotty 54-403 (1969-71)
10. Chris Finke 53-422 (2015-18)

Punt Returns/Game (Season)

1. Tom Schoen, 1967 4.7 (42 in 9 games)

Punt Returns/Game (Career)

1. Frank Carideo, 1928-30 3.3 (92 in 28 games)

Punt Return Yards (Game)

1. Tom Schoen (9 returns) 167
vs. Pittsburgh, 1967

2. Chet Grant (3 returns) 157
vs. Case Tech, 1916
3. Tim Brown (6 returns) 150
vs. Michigan State, 1987

Punt Return Yards (Season)

1. Nick Rassas 24-459 (1965)
2. Tom Schoen 42-447 (1967)
3. Frank Carideo 33-405 (1929)
4. Tim Brown 34-401 (1987)
5. Joey Getherall 24-392 (2000)
6. Vontez Duff 40-385 (2002)
7. Tom Zbikowski 27-379 (2005)
8. Allen Rossum 15-344 (1996)
9. Carlyle Holiday 29-314 (2004)
10. Mike Crotty 33-297 (1971)

Punt Return Yards (Career)

1. Frank Carideo 92-947 (1928-30)
2. Dave Duerson 103-869 (1979-82)
3. Tom Zbikowski 66-757 (2004-07)
4. Vontez Duff 73-725 (2000-03)
5. Harry Stuhldreher 88-701 (1922-24)
6. Tom Schoen 71-700 (1965-67)
7. Nick Rassas 39-612 (1963-65)
8. Chris Finke 73-602 (2016-19)
9. Joey Getherall 49-598 (1997-00)
10. Bill Gay 45-560 (1948-50)

Punt Return Yards/Game (Season)

1. Tom Schoen, 1967 49.7 (447 in 9 games)

Punt Return Yards/Game (Career)

1. Frank Carideo, 1928-30 33.8 (947 in 28 games)

Punt Return Yards/Att. (Game, min. 3 attempts)

1. Chet Grant (3 for 157 yards) 52.3
vs. Case Tech, 1916

Punt Return Yards/Attempt (Game, min. 5 attempts)

1. Frank Carideo (5 for 110 yards) 22.0
vs. Georgia Tech, 1929

Punt Return Yards/Attempt (Season, min. 1.5/ game)

1. ^Allen Rossum, 1996 22.9 (344 on 15 attempts)
2. Nick Rassas, 1965 19.1 (459 on 24 attempts)
3. Joey Getherall, 2000 16.3 (392 on 24 attempts)
4. Tom Zbikowski, 2005 14.0 (379 on 27 attempts)
5. Andy Puplis, 1937 13.38 (281 on 21 attempts)
6. Bill Gay, 1949 13.37 (254 on 19 attempts)
7. Frank Dancewicz, 1945 13.33 (240 on 18 attempts)
8. Ricky Watters, 1988 13.32 (253 on 19 attempts)
9. Steve Juzwik, 1941 12.7 (280 on 22 attempts)
10. Jeff Burris, 1991 12.6 (227 on 18 attempts)

Punt Return Yards/Attempt (Career, min. 1.5/ game)

1. Allen Rossum, 1994-97 15.8 (427 on 27 attempts)
2. Nick Rassas, 1964-65 15.7 (612 on 39 attempts)
3. Raghib Ismail, 1988-90 13.44 (336 on 25 attempts)
4. Ricky Watters, 1988-98 13.35 (454 on 34 attempts)
5. Tim Brown, 1986-87 13.2 (476 on 36 attempts)
6. Bill Gay, 1947-50 12.6 (580 on 46 attempts)

7. Joey Getherall, 1998-00 12.2 (548 on 49 attempts)

^In 1996, Allen Rossum had only 15 punt returns, which does not meet the 1.5 per game requirement. However, he eclipsed the record based on his return yards (344) divided by the min. return amount of 17 (in 11 games). Rossum actually averaged 22.9 yards per return.

Punt Return Touchdowns (Game)

1. Allen Rossum 2
vs. Pittsburgh, Nov. 16, 1996
- Tim Brown 2
vs. Michigan State, Sept. 19, 1987
- Vince McNally 2
vs. Beloit, Oct. 2, 1926

Punt Return Touchdowns (Season)

1. Allen Rossum 3 (1996)
- Tim Brown 3 (1987)
- Nick Rassas 3 (1965)
4. Tom Zbikowski 2 (2005)
- Joey Getherall 2 (2000)
- Ricky Watters 2 (1988)

Punt Return Touchdowns (Career)

1. Tom Zbikowski 3 (2004-07)
- Allen Rossum 3 (1994-96)
- Ricky Watters 3 (1987-90)
- Tim Brown 3 (1984-87)
- Nick Rassas 3 (1963-65)

KICKOFF RETURNS**Kickoff Returns (Game)**

1. George Gipp 8-157
vs. Army, Oct. 30, 1920
2. Julius Jones 7-163
vs. Pittsburgh, Nov. 13, 1999
3. C.J. Sanders 6-182
at Stanford, Nov. 28, 2015
- C.J. Sanders 6-135
vs. USC, Oct. 17, 2015
- Amir Carlisle 6-151
vs. Louisville, Nov. 22, 2014
- Amir Carlisle 6-122
vs. Northwestern, Nov. 15, 2014
- George Atkinson III 6-139
at Stanford, Nov. 30, 2013
- Bennett Jackson 6-126
vs. Tulsa, Oct. 30, 2010
- Bennett Jackson 6-122
vs. Navy, Oct. 23, 2010
- Theo Riddick 6-129
vs. Washington, Oct. 3, 2009
- Theo Riddick 6-122
at Stanford, Nov. 28, 2009
- Armando Allen Jr. 6-117
vs. Air Force, Nov. 10, 2007
- Mark McLane 6-95
vs. USC, Nov. 30, 1974
- Jack Landry 6-112
vs. Michigan State, Nov. 10, 1951

Kickoff Returns (Season)

1. Theo Riddick 37-849 (2009)
2. George Atkinson III 35-915 (2011)
- Amir Carlisle 35-761 (2014)



4. Armando Allen Jr.	33-704 (2007)
5. George Atkinson III	31-780 (2013)
6. C.J. Sanders.	29-654 (2017)
C.J. Sanders.	29-725 (2016)
Bennett Jackson.	29-645 (2010)
9. C.J. Sanders.	28-640 (2015)
10. Golden Tate.	26-521 (2008)
Julius Jones.	26-603 (1999)

Kickoff Returns (Career)

1. George Atkinson III	88-2,136 (2011-13)
2. C.J. Sanders.	86-2,019 (2015-17)
3. Julius Jones.	72-1,678 (1999-01, '03)
4. Tim Brown	69-1,613 (1984-87)
5. Armando Allen Jr.	54-1,247 (2007-10)
6. Jim Stone.	49-1,079 (1977-80)
7. Theo Riddick.	47-1,051 (2009-12)
Vontez Duff.	47-1,230 (2000-03)
Tony Driver.	47-1,083 (1997-2000)
10. Raghbir Ismail.	46-1,271 (1988-90)

Kickoff Returns/Game (Career)

1. George Atkinson III, 2011-13 ...	2.37 (88 in 37 games)
2. C.J. Sanders, 2015-17	2.27 (86 in 38 games)
3. Armando Allen, 2007-10.	1.54 (54 in 35 games)

Kickoff Return Yards (Game)

1. Paul Castner.	4-253
vs. Kalamazoo, Sept. 30, 1922	
2. Raghbir Ismail.	3-192
vs. Michigan, Sept. 16, 1989	
3. C.J. Sanders.	6-182
at Stanford, Nov. 28, 2015	
4. Clint Johnson.	2-179
at Stanford, Oct. 2, 1993	
5. George Atkinson III.	5-178
vs. USC, Oct. 22, 2011	
6. Willie Maher.	4-174
vs. Kalamazoo, Sept. 29, 1923	
7. Raghbir Ismail.	2-170
vs. Rice, Nov. 5, 1988	
8. Julius Jones.	7-163
at Pittsburgh, Nov. 13, 1999	
9. Tony Driver.	6-158
at Boston College, Nov. 7, 1998	
10. George Gipp.	8-157
vs. Army, Oct. 30, 1920	

Kickoff Return Yards (Season)

1. George Atkinson III.	35-915 (2011)
2. Theo Riddick.	37-849 (2009)
3. George Atkinson III.	31-780 (2013)
4. Amir Carlisle.	35-761 (2014)
5. C.J. Sanders.	29-725 (2016)
6. Armando Allen Jr.	33-704 (2007)
7. Tim Brown.	25-698 (1986)
8. C.J. Sanders.	29-654 (2017)
9. Bennett Jackson.	29-645 (2010)
10. C.J. Sanders.	28-640 (2015)

Kickoff Return Yards (Career)

1. George Atkinson III.	88-2,136 (2011-13)
2. C.J. Sanders.	86-2,019 (2015-17)
3. Julius Jones.	72-1,678 (1999-01, '03)
4. Tim Brown.	69-1,613 (1984-87)

5. Raghbir Ismail.	46-1,271 (1988-90)
6. Armando Allen Jr.	54-1,247 (2007-10)
7. Vontez Duff.	47-1,230 (2000-03)
8. Tony Driver.	47-1,083 (1997-2000)
9. Jim Stone.	49-1,079 (1977-80)
10. Theo Riddick.	47-1,051 (2009-12)

Kickoff Return Yards/Game (Season)

1. Theo Riddick, 2009.	70.8 (849 in 12 games)
2. George Atkinson III, 2011.	70.4 (915 in 13 games)
3. Paul Castner, 1922.	70.0 (490 in 7 games)

Kickoff Return Yards/Game (Career)

1. George Atkinson III, 2011-13.	57.7 (2,136 in 37 games)
2. C.J. Sanders, 2015-17.	53.1 (2,019 in 38 games)
3. Tim Brown, 1984-87.	37.5 (1,613 in 43 games)

Kickoff Return Yards/Attempt (Game, min. 2 returns)

1. Raghbir Ismail vs. Rice, 1988.	85.0 (2 for 170)
--	------------------

Kickoff Return Yards/Attempt (Season, min. 0.5/game)

1. Paul Castner, 1922.	44.5 (11 for 490 yards)
2. John Lattner, 1953.	41.4 (8 for 331 yards)
3. Clint Johnson, 1993.	40.9 (10 for 409 yards)
4. Allen Rossum, 1996.	37.8 (6 for 227 yards)
5. Raghbir Ismail, 1988.	36.1 (12 for 433 yards)
6. Paul Hornung, 1956.	31.0 (16 for 496 yards)
7. Christie Flanagan, 1926.	30.5 (6 for 183 yards)
8. Vontez Duff, 2001.	29.8 (12 for 358 yards)
9. Hiawatha Francisco, 1984.	29.7 (6 for 178 yards)
10. Mike Miller, 1992.	29.0 (9 for 261 yards)

Kickoff Return Yards/Attempt (Career, min. 0.5/game)

1. Paul Castner, 1920-22.	36.5 (21 for 767 yards)
2. Allen Rossum, 1995-97.	30.7 (29 for 891 yards)
3. Nick Eddy, 1964-66.	28.9 (14 for 404 yards)
4. Paul Hornung, 1954-56.	28.83 (23 for 663 yards)
5. Clint Johnson, 1991-93.	28.81 (27 for 778 yards)
6. Raghbir Ismail, 1988-90.	27.6 (46 for 1,271 yards)

Kickoff Return Touchdowns (Game)

1. Raghbir Ismail.	2
vs. Michigan, Sept. 16, 1989	
Raghbir Ismail.	2
vs. Rice, Nov. 5, 1988	
Paul Castner.	2
vs. Kalamazoo, Sept. 30, 1922	

Kickoff Return Touchdowns (Season)

1. C.J. Sanders.	2 (2016)
George Atkinson III.	2 (2011)
Allen Rossum.	2 (1997)
Raghbir Ismail.	2 (1989)
Raghbir Ismail.	2 (1988)
Tim Brown.	2 (1986)
Nick Eddy.	2 (1966)
Johnny Lattner.	2 (1953)
Paul Castner.	2 (1922)

Kickoff Return Touchdowns (Career)

1. Raghbir Ismail.	5 (1988-90)
-------------------------	-------------

TOTAL RETURNS

Total Returns (Game)

1. George Gipp.	10 (8 KR, 2 PR)
vs. Army, Oct. 30, 1920	
Tom Schoen.	10 (1 KR, 9 PR)
vs. Pittsburgh, Nov. 11, 1967	

Total Returns (Season)

1. Vontez Duff.	59 (19 KR, 40 PR); 2002
2. Tim Brown.	57 (23 KR, 34 PR); 1987
3. C.J. Sanders.	53 (28 KR, 25 PR); 2015
4. Gene Edwards.	43 (3 KR, 40 PR); 1925

Total Returns (Career)

1. C.J. Sanders.	121 (86 KR, 35 PR); 2015-17
2. Vontez Duff.	120 (47 KR, 73 PR); 2000-03
3. Julius Jones.	110 (72 KR, 38 PR); 1999-01, '03
4. Tim Brown.	105 (69 KR, 36 PR); 1984-87
5. Harry Stuhldreher.	91 (3 KR, 88 PR); 1922-24

Total Returns/Game (Season)

1. Tim Brown, 1987.	5.2 (57 in 11 games)
--------------------------	----------------------

Total Return Yards (Game)

1. Willie Maher vs. Kalamazoo, 1923.	254 (80 PR, 174 KR)
2. Paul Castner vs. Kalamazoo, 1922.	253 (253 KR)

Total Return Yards (Season)

1. George Atkinson III.	915 (915 KR, 0 PR); 2011
2. Vontez Duff.	911 (526 KR, 385 PR); 2002
3. Tim Brown.	857 (456 KR, 401 PR); 1987
4. C.J. Sanders.	850 (725 KR, 125 PR); 2016
5. Theo Riddick.	849 (849 KR, 0 PR); 2009
6. C.J. Sanders.	822 (640 KR, 182 PR); 2015
7. Julius Jones.	798 (603 KR, 195 PR); 1999
8. George Atkinson III.	780 (780 KR, 0 PR); 2013
9. Tim Brown.	773 (698 KR, 75 PR); 1986
10. Amir Carlisle.	761 (761 KR, 0 PR); 2014

Total Return Yards (Career)

1. C.J. Sanders.	2,326 (2,019 KR, 307 PR); 2015-17
2. George Atkinson III.	2,136 (2,136 KR, 0 PR); 2010-13
3. Julius Jones.	2,104 (1,678 KR, 426 PR); 1999-01, '03
4. Tim Brown.	2,089 (1,613 KR, 476 PR); 1984-87
5. Vontez Duff.	1,955 (1,230 KR, 725 PR); 2000-03
6. Raghbir Ismail.	1,607 (1,271 KR, 336 PR); 1988-90
7. Armando Allen Jr. ...	1,360 (1,247 KR, 113 PR); 2007-10
8. Allen Rossum.	1,318 (891 KR, 427 PR); 1994-97
9. Golden Tate.	1,196 (909 KR, 287 PR); 2007-09
10. Tony Driver.	1,083 (1,083 KR, 0 PR); 1997-2000

Total Return Yards/Game (Season)

1. Tim Brown, 1987.	77.9 (857 in 11 games)
--------------------------	------------------------

Total Return Yards/Game (Career)

1. C.J. Sanders, 2015-17.	61.2 (2,326 in 38 games)
--------------------------------	--------------------------

Total Return Yards/Attempt (Game, min. 5 attempts)

1. George Atkinson III vs. USC, 2011.	35.6 (5 for 178)
2. Julius Jones vs. Nebraska, 2000.	35.0 (5 for 175)
3. Tim Brown vs. USC, 1986.	30.6 (5 for 153)

Total Return Yards/Attempt (Season, min. 1.5/game)

1. Raghbir Ismail, 1988.	29.7 (17 for 505)
-------------------------------	-------------------

2. Tim Brown, 1986 28.6 (27 for 773)
3. Paul Hornung, 1956 28.0 (20 for 559)

Total Return Yards/Attempt (Career, min. 1.5/game)

1. George Atkinson III, 2011-13 24.3 (88 for 2,136)
2. Raghieb Ismail, 1988-90 22.6 (71 for 1,607)
3. Jim Stone, 1977-80 22.0 (49 for 1,079)

Total Returns for Touchdowns (Game)

1. Allen Rossum 2 (PR)
vs. Pittsburgh, Nov. 16, 1996
Raghieb Ismail 2 (PR, KR)
vs. Michigan, Sept. 16, 1989
Raghieb Ismail 2 (KR)
vs. Rice, Nov. 5, 1988
Tim Brown 2 (PR)
vs. Michigan State, Sept. 19, 1987
Vince McNally 2 (PR)
vs. Beloit, Oct. 2, 1926
Paul Castner 2 (KR)
vs. Kalamazoo, Sept. 30, 1922

Total Returns for Touchdowns (Season)

1. Allen Rossum 4 (3 PR, 1 KR); 1996
2. Raghieb Ismail 3 (1 PR, 2 KR); 1989
- Tim Brown 3 (PR); 1987
- Nick Rassas 3 (PR); 1965

Total Returns for Touchdowns (Career)

1. Allen Rossum 6 (3 KR, 3 PR); 1994-97
- Raghieb Ismail 6 (5 KR, 1 PR); 1988-90
- Tim Brown 6 (3 KR, 3 PR); 1984-87
- C.J. Sanders 4 (3 KR, 1 PR); 2015-17
- Tom Zbikowski 3 (3 PR); 2004-07
- Vontez Duff 3 (1 KR, 2 PR); 2000-03
- Ricky Watters 3 (3 PR); 1987-90
- Nick Rassas 3 (3 PR); 1965

ALL-PURPOSE YARDS

All-Purpose Yards (Game)

1. Willie Maher vs. Kalamazoo, 1923 361
107 rush, 80 PR, 174 KR
2. George Gipp vs. Army, 1920 357
150 rushing, 50 PR, 157 KR
3. Tim Brown vs. Boston College, 1987 294
15 rushing, 126 receiving, 21 PR, 132 KR
4. Tim Brown vs. Navy, 1986 284
19 rushing, 184 receiving, 81 KR
5. Jim Seymour vs. Purdue, 1966 276
276 receiving
6. Golden Tate vs. Washington, 2009 275
31 rushing, 244 receiving
Julius Jones at Pittsburgh, 2003 275
262 rushing, -7 receiving, 4 PR, 16 KR
Tim Brown vs. Michigan State, 1987 275
-4 rushing, 72 receiving, 150 PR, 57 KR
9. Raghieb Ismail vs. Miami, Fla., 1990 268
100 rushing, 24 receiving, 144 KR
10. Vagas Ferguson vs. Georgia Tech, 1978 263
255 rushing, 8 receiving

All-Purpose Yards (Season)

1. Tim Brown, 1986 1,937
254 rushing, 910 receiving, 75 PR, 698 KR
2. Golden Tate, 2009 1,915
186 rushing, 1,496 receiving, 171 PR, 62 KR

3. Tim Brown, 1987 1,847
144 rushing, 846 receiving, 401 PR, 456 KR
4. Golden Tate, 2008 1,754
37 rushing, 1,080 receiving, 116 PR, 521 KR
5. Raghieb Ismail, 1990 1,723
537 rushing, 699 receiving, 151 PR, 336 KR
6. Allen Pinkett, 1983 1,682
1,394 rushing, 288 receiving
7. Darius Walker, 2006 1,658
1,267 rushing, 391 receiving
8. Raghieb Ismail, 1989 1,628
478 rushing, 535 receiving, 502 PR, 113 KR
9. Autry Denson, 1996 1,627
1,179 rushing, 111 receiving, 196 PR, 141 KR
10. Autry Denson, 1997 1,604
1,268 rushing, 175 receiving, 68 PR, 93 KR

All-Purpose Yards (Career)

1. Julius Jones, 1999-2001, 2003 5,462
3,108 rushing, 250 receiving, 426 PR, 1,678 KR
2. Autry Denson, 1995-98 5,327
4,318 rushing, 432 receiving, 273 KR, 304 PR
3. Allen Pinkett, 1982-85 5,259
4,131 rushing, 774 receiving, 354 KR
4. Tim Brown, 1984-87 5,024
442 rushing, 2,493 receiving, 476 PR, 1,613 KR
5. Armando Allen Jr., 2007-10 4,337
2,144 rushing, 833 receiving, 113 PR, 1,247 KR
6. Raghieb Ismail, 1988-90 4,187
1,015 rushing, 1,565 receiving, 336 PR, 1,271 KR
7. Golden Tate, 2007-09 4,130
227 rushing, 2,707 receiving, 287 PR, 909 KR
8. Darius Walker, 2004-06 4,065
3,249 rushing, 816 receiving
9. Vagas Ferguson, 1976-79 3,838
3,472 rushing, 366 receiving
10. Michael Floyd, 2008-11 3,760
30 rushing, 3,645 receiving, 44 PR

All-Purpose Yards/Game (Season)

1. Tim Brown, 1986 176.1 (1,937 in 11 games)

All-Purpose Yards (Career)

1. Allen Pinkett, 1982-85 122.3 (5,259 in 43 games)

DEFENSE

Interceptions (Game)

1. 14 players with 3
(MR: Harrison Smith vs. Miami, Fla., 2010)

Interceptions (Season)

1. Mike Townsend 10 (1972)
2. Tom MacDonald 9 (1962)
3. Todd Lyght 8 (1989)
Tony Carey 8 (1964)
Angelo Bertelli 8 (1942)
6. Manti Te'o 7 (2012)
Harrison Smith 7 (2010)
Shane Walton 7 (2002)
Dave Duerson 7 (1982)
Clarence Ellis 7 (1970)
Tom Schoen 7 (1966)

Interceptions (Career)

1. Luther Bradley 17 (1973-77)
2. Tom MacDonald 15 (1961-63)
3. Joe Restic 13 (1975-78)
Mike Townsend 13 (1971-73)
Clarence Ellis 13 (1969-71)

- Ralph Stepaniak 13 (1969-71)
- John Lattner 13 (1951-53)
8. Dave Duerson 12 (1979-82)
9. Shane Walton 11 (1999-02)
- Todd Lyght 11 (1987-90)

Interceptions/Game (Season)

1. Mike Townsend, 1972 1.0 (10 in 10 games)
2. Tom MacDonald, 1962 0.9 (9 in 10 games)

Interceptions/Game (Career)

1. Tom MacDonald, 1961-63 0.6 (15 in 24 games)

Linebacker Interceptions (Season)

1. Manti Te'o, 2012 7 (35 yards)
2. Lyrion Cobbins, 1995 5 (86 yards)
3. John Pergine, 1966 5 (72 yards)

Linebacker Interceptions (Career)

1. John Pergine, 1965-67 9 (91 yards)

Interception Return Yards (Game)

1. Luther Bradley 103
at Purdue, Sept. 20, 1975
2. Bobbie Howard 89
vs. LSU, Nov. 21, 1998
3. Dave Duerson 88
at Miami (Fla.), Nov. 27, 1981
4. Tom Zbikowski 83
vs. BYU, Oct. 22, 2005
Robert Blanton 83
vs. Michigan State, Sept. 17, 2011
6. Tom Carter 79
vs. Tennessee, Nov. 9, 1991

Interception Return Yards (Season)

1. Nick Rassas 197 (1965)
2. Julian Love 153 (2017)
3. Frank Carideo 151 (1929)
4. Tom Zbikowski 136 (2005)
Steve Lawrence 136 (1985)
6. Luther Bradley 135 (1975)
7. Courtney Watson 123 (2002)
Tony Carey 121 (1964)
9. Tom Schoen 118 (1966)
10. Allen Rossum 105 (1995)

Interception Return Yards (Career)

1. Dave Duerson 256 (1979-82)
2. Steve Lawrence 233 (1983-86)
3. Tom Schoen 226 (1965-67)
4. Nick Rassas 220 (1963-65)
5. Luther Bradley 218 (1973-77)
6. Tom Zbikowski 199 (2004-07)
7. Shane Walton 181 (1999-02)
8. Pat Terrell 180 (1986-89)
9. Ralph Stepaniak 179 (1969-71)
10. Joe Restic 176 (1975-78)

Interception Return Yards/Game (Season)

1. Nick Rassas, 1965 19.7 (197 in 10 games)

Interception Return Yards/Game (Career)

1. Nick Rassas, 1963-65 10.5 (220 in 21 games)



Yards/Interception Return (Game, min. 2 returns)

1. Luther Bradley vs. Purdue, 1975 51.5 (2 for 103 yards)

Yards/Interception Return (Season, min. 4 returns)

1. Luther Bradley, 1975 33.8 (4 for 135 yards)
2. Nick Rassas, 1965 32.8 (6 for 197 yards)

Yards/Interception Return (Career, min. 6 returns)

1. Nick Rassas, 1963-65 31.4 (7 for 220)
2. Tom Zbikowski, 2004-07 28.4 (7 for 199)
3. Tom Gibbons, 1977-80 23.9 (9 for 215)

Interception Touchdown Returns (Game)

1. Dave Waymer 2
vs. Miami (Fla.), Nov. 24, 1979

Interception Touchdown Returns (Season)

1. Julian Love 2 (2017)
- Tom Zbikowski 2 (2005)
- Shane Walton 2 (2002)
- Allen Rossum 2 (1995)
- Dave Waymer 2 (1979)
- Bobby Leopold 2 (1977)
- Randy Harrison 2 (1974)
- Tom Schoen 2 (1966)

Interception Touchdown Returns (Career)

1. Shane Walton 3 (1999-02)
- Allen Rossum 3 (1994-97)
- Bobby Leopold 3 (1976-78)
- Tom Schoen 3 (1965-67)
5. Several players with 2
(MR: Julian Love, 2016-18)

Tackles (Game)

1. Bob Crable 26
vs. Clemson, Nov. 17, 1979
- Bob Golic 26
vs. Michigan, Sept. 23, 1978
3. Chinedum Ndukwe 22
at Air Force, Nov. 11, 2006
- Bob Golic 22
vs. Pittsburgh, Oct. 14, 1978
- Jeff Weston 22
vs. Navy, Nov. 1, 1975
6. Manti Te'o 21
vs. Stanford, Sept. 25, 2010
7. Bob Crable 20
at Michigan, Sept. 19, 1981
8. Bob Crable 19
vs. Florida State, Oct. 10, 1981
- Bob Crable 19
at Alabama, Nov. 15, 1980
- Bob Crable 19
at Georgia Tech, Nov. 8, 1980
- Bob Crable 19
vs. Michigan, Sept. 20, 1980
- Bob Golic 19
vs. Purdue, Sept. 30, 1978

Tackles (Season)

1. Bob Crable 187 (1979)
2. Bob Crable 167 (1981)
3. Steve Heimkreiter 160 (1978)
4. Bob Crable 154 (1980)
5. Bob Golic 152 (1978)
6. Tony Furjanic 147 (1985)
7. Bob Golic 146 (1977)
8. Greg Collins 144 (1974)
9. Tony Furjanic 142 (1983)
10. Jim Carroll 140 (1964)

Tackles (Career)

1. Bob Crable 521 (1978-81)
2. Bob Golic 479 (1975-78)
3. Manti Te'o 437 (2009-12)
4. Steve Heimkreiter 398 (1975-78)
5. Bob Olson 369 (1967-69)
6. Tony Furjanic 361 (1982-85)
7. Mike Kovalski 353 (1983-86)
8. Ross Browner 340 (1973, 1975-77)
9. Mark Zavagnin 332 (1979-82)
10. Te'von Coney 314 (2015-18)

Tackles by Freshman (Season)

1. Bob Golic 82 (1975)
 2. Ross Browner 68 (1973)
 3. Jaylon Smith 67 (2013)
 4. Manti Te'o 63 (2009)
 5. Mike Kovalski 62 (1983)
 6. KeiVarae Russell 58 (2012)
 7. Randy Harrison 57 (1974)
 8. Nyles Morgan 47 (2014)
 - Kory Minor 47 (1995)
 - *Steve Niehaus 47 (1972)
- *played just four games before injury ended season*

Linebacker Tackles (Game)

1. Bob Crable vs. Clemson, 1979 26
- Bob Golic vs. Michigan, 1978 26
3. Bob Golic vs. Pittsburgh, 1978 22

Linebacker Tackles (Season)

1. Bob Crable, 1979 187
2. Bob Crable, 1981 167
3. Steve Heimkreiter, 1978 160

Linebacker Tackles (Career, since 1956)

1. Bob Crable, 1978-81 521
2. Bob Golic, 1975-78 479
3. Manti Te'o, 2009-12 437

Front Four Lineman Tackles (Season)

1. Steve Niehaus 113 (1975)
2. Trevor Laws 112 (2007)
3. Ross Browner 104 (1977)
4. Melvin Dansby 103 (1997)
5. Jeff Weston 101 (1975)
6. Mike Calhoun 99 (1978)
- Ken Dike 99 (1976)
8. Ross Browner 97 (1976)
- Mike Kadish 97 (1971)
10. Greg Marx 96 (1972)

Front Four Lineman Tackles (Career)

1. Ross Browner 340 (1973, 1975-77)
2. Steve Niehaus 290 (1972-75)
3. Jeff Weston 267 (1974-78)
4. Mike Calhoun 263 (1975-78)
- Greg Marx 263 (1969-72)
6. Trevor Laws 224 (2004-07)
7. Chris Zorich 219 (1988-90)
8. Willie Fry 214 (1973, 1975-77)
9. Mike Kadish 212 (1969-71)
10. Scott Zettek 204 (1976-80)
- Jim Stock 204 (1972-75)

Defensive Back Tackles (Season)

1. Kyle McCarthy 110 (2008)
2. Kyle McCarthy 101 (2009)
3. Chinedum Ndukwe 98 (2006)
4. David Bruton 97 (2008)
5. Alohi Gilman 95 (2018)
6. Harrison Smith 93 (2010)
7. Steve Lawrence 92 (1985)
8. A'Jani Sanders 91 (1999)
9. Harrison Smith 90 (2011)
10. David Bruton 85 (2007)

Defensive Back Tackles (Career)

1. Tom Zbikowski 300 (2004-07)
2. Kyle McCarthy 240 (2005-09)
3. Jim Browner 228 (1976-78)
4. A'Jani Sanders 225 (1996-99)
5. Harrison Smith 223 (2007-11)
6. David Bruton 214 (2005-08)
7. Brian Magee 205 (1992-95)
8. Deke Cooper 203 (1997-99)
9. Matthias Farley 192 (2012-15)
10. Jeff Burris 189 (1991-93)

Tackles For Loss (Season)

1. Ross Browner 28-203 (1976)
2. Anthony Weaver 21-56 (2001)
3. Justin Tuck 19-117 (2003)
- Mike Gann 19-127 (1984)
- Jim Stock 19-120 (1974)
6. Ross Browner 18-130 (1977)
7. Scott Zettek 17-80 (1980)
- Walt Patulski 17-129 (1971)
- Walt Patulski 17-112 (1970)
10. Brandon Hoyte 16.5-45 (2005)

Tackles For Loss (Career)

1. Ross Browner 77-515 (1973, 1975-77)
2. Kory Minor 44.5-209 (1995-98)
3. Justin Tuck 43-210 (2002-04)
4. Anthony Weaver 42-121 (1998-2001)
5. Victor Abiamiri 40-219 (2003-06)
- Walt Patulski 40-264 (1969-71)
7. Courtney Watson 39-151 (2000-03)
8. Scott Zettek 38-212 (1976-80)
9. Brandon Hoyte 36-119 (2002-05)
10. Derek Landri 34.5-136 (2002-06)

Sacks (Game)

1. Jerry Tillery	4.0
vs. Stanford, Sept. 29, 2018	
Victor Abiamiri	4.0
at Stanford, Nov. 26, 2005	
Justin Tuck	4.0
at Stanford, Nov. 29, 2003	
Justin Tuck	4.0
vs. Pittsburgh, Oct. 12, 2002	
5. Justin Tuck	3.5
at Pittsburgh, Oct. 11, 2003	
6. 12 players	3.0
MR:	

Sacks (Season)

1. Justin Tuck	13.5 (2003)
2. Stephon Tuitt	12.0 (2012)
3. Victor Abiamiri	10.5 (2006)
4. Bert Berry	10.0 (1996)
Mike Gann	10.0 (1984)
6. Renaldo Wynn	9.0 (1996)
7. Jerry Tillery	8.0 (2018)
Julian Okwara	8.0 (2018)
Romeo Okwara	8.0 (2015)
Victor Abiamiri	8.0 (2005)
Ryan Roberts	8.0 (2002)
Anthony Weaver	8.0 (2000)
Kory Minor	8.0 (1996)

Sacks (Career)

1. Justin Tuck	24.5 (2002-04)
2. Kory Minor	22.5 (1995-98)
3. Stephon Tuitt	21.5 (2011-13)
Victor Abiamiri	21.5 (2003-06)
5. Mike Gann	21.0 (1981-84)
6. Prince Shembo	19.5 (2010-13)
Renaldo Wynn	19.5 (1993-96)
8. Ryan Roberts	19.0 (1999-2002)
9. Bryant Young	18.0 (1990-93)
10. Anthony Weaver	17.0 (1998-2001)

Pass Breakups (Season, since 1956)

1. Julian Love	20 (2017)
2. Julian Love	16 (2018)
3. Clarence Ellis	13 (1969)
4. Dave Waymer	12 (1978)
5. Cole Luke	11 (2014)
Raeshon McNeil	11 (2008)
Luther Bradley	11 (1973)
Tom Schoen	11 (1967)
9. Harrison Smith	10 (2011)
Ralph Stepaniak	10 (1969)
David Martin	10 (1966)
Thomas O'Leary	10 (1966)
Tony Carey	10 (1964)
Tom Longo	10 (1964)
Dennis Phillips	10 (1963)

Pass Breakups (Career, since 1956)

1. Julian Love	39 (2016-18)
2. Clarence Ellis	32 (1969-71)
3. Harrison Smith	28 (2007-11)
4. Luther Bradley	27 (1973, 1975-77)
5. Shane Walton	25 (1999-02)

6. Cole Luke	24 (2013-16)
7. Dave Waymer	22 (1976-79)
8. Todd Lyght	20.5 (1987-90)
9. Darrin Walls	20 (2006-10)
Ralph Stepaniak	20 (1969-71)

Fumbles Recovered (Season, since 1952)

1. Cedric Figaro	7 (1986)
2. Steve Lawrence	5 (1985)
Mike Gann	5 (1984)
Jim Browner	5 (1977)
Jim Musuraca	5 (1971)
Don Penza	5 (1953)
David Flood	5 (1952)
8. 9 players	4
MR: Chinedum Ndukwe, 2005	

Fumbles Recovered (Career, since 1952)

1. Ross Browner	12 (1973, 1975-77)
2. Steve Lawrence	9 (1983-86)
3. Brian Hamilton	8 (1991-94)
Jim Browner	8 (1975-78)
Jim Stock	8 (1972-75)
6. Cedric Figaro	7 (1984-87)
Mike Gann	7 (1981-84)
Johnny Lattner	7 (1951-53)
9. Chinedum Ndukwe	6 (2003-06)
Jim Musuraca	6 (1970-72)
David Flood	6 (1950-52)

Fumble Returns (Game)

1. Tony Driver	2
vs. Navy (Citrus Bowl), Oct. 14, 2000	

Fumble Returns (Season)

1. Jerome Sapp	2 (2001)
Rocky Boiman	2 (2001)
Donald Dykes	2 (2001)
Tony Driver	2 (2000)
Anthony Denman	2 (1999)
Ivory Covington	2 (1996)

Fumble Returns (Career)

1. Tony Driver	4 (1997-2000)
----------------	---------------

Fumble Return Yards (Season)

1. Deke Cooper	96 (1998)
2. Steve Lawrence	79 (1985)
3. Stephon Tuitt	77 (2012)
4. Tom Zbikowski	75 (2004)
5. Quentin Burrell	65 (2003)
6. Bobby Taylor	57 (1994)
7. Jerome Sapp	54 (2002)

Fumble Return Yards (Career)

1. Deke Cooper	103 (1996-99)
2. Tom Zbikowski	100 (2004-07)
3. Jerome Sapp	93 (1999-02)
4. Steve Lawrence	79 (1983-86)
5. Stephon Tuitt	77 (2011-13)
6. Quentin Burrell	65 (2001-04)
7. Bobby Taylor	57 (1991-94)

Touchdown Fumble Returns (Game)

1. Tony Driver	2
vs. Navy (Citrus Bowl), Oct. 14, 2000	

Touchdown Fumble Returns (Season)

1. Tony Driver	2 (2000)
----------------	----------

Touchdown Fumble Returns (Career)

1. Tony Driver	2 (1997-2000)
Tom Zbikowski	2 (2004-07)

Note: The NCAA decided to include all bowl game statistics along with regular-season statistics starting in 2003. Before the '03 season, all bowl game statistics were not reflected in a player's final year stats and the NCAA decided not to make the ruling retroactive. Therefore, players who participated in bowl games before the 2003 season do not have their respective bowl game statistics reflected on these lists.



100-YD RUSHING GAMES (SINCE 1950)

Player	Yds	Att	Date, Opponent
John Lattner	105	16	Nov. 1, 1952 vs. Navy
Neil Worden	105	19	Nov. 21, 1953 vs. Iowa
Joe Heap	110	22	Oct. 16, 1954 vs. Michigan State
Joe Heap	110	17	Nov. 27, 1954 vs. USC
Jim Morse	179	19	Nov. 27, 1954 vs. USC
Dean Studer	106	15	Oct. 22, 1955 at Purdue
Paul Hornung	101	11	Sept. 22, 1956 vs. SMU
Bill Mack	106	17	Oct. 15, 1958 vs. Duke
Angelo Dabiero	176	11	Sept. 20, 1961 vs. Oklahoma
Mike Lind	121	18	Sept. 20, 1961 vs. Oklahoma
Don Hogan	117	15	Nov. 17, 1962 vs. North Carolina
Bill Wolski	102	18	Oct. 24, 1964 vs. Stanford
Bill Wolski	106	17	Oct. 31, 1964 vs. Navy (at JFK Stadium; Philadelphia, Pa.)
Larry Conjar	116	25	Oct. 23, 1965 vs. USC
Nick Eddy	163	21	Nov. 13, 1965 vs. North Carolina
Bob Gladieux	107	18	Oct. 21, 1967 at Illinois
Ron Dushney	108	14	Oct. 19, 1968 vs. Northwestern
Jeff Zimmerman	135	20	Oct. 26, 1968 at Michigan State
Bob Gladieux	117	18	Nov. 2, 1968 vs. Navy (at JFK Stadium; Philadelphia, Pa.)
Bob Gladieux	121	19	Nov. 30, 1968 at USC
Ed Ziegler	112	15	Sept. 20, 1969 vs. Northwestern
Denny Allan	102	29	Oct. 5, 1969 vs. Michigan State
Bill Etter	146	11	Nov. 9, 1969 vs. Navy
Larry Parker	102	6	Sept. 25, 1970 at Purdue
Eric Penick	133	12	Sept. 30, 1972 vs. Purdue
Eric Penick	158	16	Oct. 28, 1972 vs. TCU
Eric Penick	110	11	Nov. 4, 1972 vs. Navy (at JFK Stadium; Philadelphia, Pa.)
Art Best	125	16	Sept. 29, 1973 at Purdue
Eric Penick	118	13	Oct. 27, 1973 vs. USC
Wayne Bullock	167	27	Nov. 10, 1973 at Pittsburgh
Art Best	125	11	Nov. 22, 1973 vs. Air Force
Wayne Bullock	110	20	Dec. 1, 1973 at Miami (Fla.)
Tom Parise	108	10	Nov. 23, 1974 vs. Air Force
Jerome Heavens	109	17	Oct. 11, 1975 at North Carolina
Jerome Heavens	138	20	Oct. 18, 1975 at Air Force
Jerome Heavens	148	18	Nov. 8, 1975 vs. Georgia Tech
Al Hunter	181	32	Oct. 23, 1976 at South Carolina
Vagas Ferguson	107	24	Nov. 13, 1976 vs. Alabama
Al Hunter	128	27	Nov. 20, 1976 vs. Miami (Fla.)
Al Hunter	116	21	Nov. 27, 1976 at USC
Jerome Heavens	136	23	Sept. 31, 1977 vs. Michigan State
Jerome Heavens	200	34	Oct. 15, 1977 vs. Army (at Giants Stadium; East Rutherford, N.J.)
Jerome Heavens	100	17	Oct. 29, 1977 vs. Navy
Vagas Ferguson	116	11	Nov. 5, 1977 vs. Georgia Tech
Vagas Ferguson	128	11	Nov. 19, 1977 vs. Air Force
Vagas Ferguson	140	21	Oct. 7, 1978 at Michigan State
Jerome Heavens	120	30	Oct. 14, 1978 vs. Pittsburgh
Jerome Heavens	101	21	Oct. 21, 1978 at Air Force
Vagas Ferguson	219	18	Nov. 4, 1978 vs. Navy (at Municipal Stadium; Cleveland, Ohio)
Jerome Heavens	100	21	Nov. 4, 1978 vs. Navy (at Municipal Stadium; Cleveland, Ohio)
Vagas Ferguson	255	30	Nov. 18, 1978 at Georgia Tech
Vagas Ferguson	118	35	Sept. 15, 1979 at Michigan
Vagas Ferguson	169	28	Sept. 29, 1979 vs. Michigan State
Vagas Ferguson	185	25	Oct. 20, 1979 vs. USC
Vagas Ferguson	155	34	Nov. 3, 1979 vs. Navy
Vagas Ferguson	110	22	Nov. 17, 1979 vs. Clemson
Vagas Ferguson	177	35	Nov. 25, 1979 vs. Miami (Fla.) (at Tokyo Dome; Tokyo, Japan)
Phil Carter	142	29	Sept. 6, 1980 vs. Purdue
Phil Carter	103	30	Sept. 20, 1980 vs. Michigan
Phil Carter	254	40	Oct. 4, 1980 vs. Michigan State
Jim Stone	224	38	Oct. 11, 1980 vs. Miami (Fla.)
Jim Stone	122	25	Oct. 18, 1980 vs. Army
Jim Stone	105	29	Oct. 25, 1980 at Arizona
Jim Stone	211	33	Nov. 1, 1980 vs. Navy (at Giants Stadium; East Rutherford, N.J.)
Phil Carter	181	29	Nov. 22, 1980 vs. Air Force
Phil Carter	109	27	Jan. 1, 1981 vs. Georgia (Sugar Bowl; New Orleans, La.)
Phil Carter	113	21	Sept. 26, 1981 at Purdue
Greg Bell	165	20	Oct. 3, 1981 vs. Michigan State
Phil Carter	161	32	Oct. 24, 1981 vs. Michigan State
Phil Carter	156	27	Nov. 14, 1981 at Air Force
Larry Moriarty	116	16	Sept. 18, 1982 vs. Michigan
Phil Carter	154	27	Sept. 25, 1982 vs. Purdue
Larry Moriarty	106	19	Sept. 25, 1982 vs. Purdue
Phil Carter	101	36	Oct. 2, 1982 at Michigan State

Allen Pinkett	129	27	Oct. 30, 1982 vs. Navy (at Giants Stadium; East Rutherford, N.J.)
Allen Pinkett	112	10	Nov. 6, 1982 at Pittsburgh
Allen Pinkett	115	15	Sept. 10, 1983 at Purdue
Greg Bell	114	18	Sept. 17, 1983 vs. Michigan State
Allen Pinkett	104	25	Sept. 17, 1983 vs. Michigan State
Allen Pinkett	136	18	Oct. 1, 1983 at Colorado
Allen Pinkett	110	23	Oct. 8, 1983 at South Carolina
Allen Pinkett	132	22	Oct. 15, 1983 vs. Army (at Giants Stadium; East Rutherford, N.J.)
Allen Pinkett	122	21	Oct. 22, 1983 vs. USC
Allen Pinkett	121	29	Oct. 29, 1983 vs. Navy
Allen Pinkett	217	36	Nov. 12, 1983 at Penn State
Allen Pinkett	197	27	Nov. 19, 1983 vs. Air Force
Allen Pinkett	111	28	Dec. 29, 1983 vs. Boston College (Liberty Bowl; Memphis, Tenn.)
Allen Pinkett	100	25	Oct. 20, 1984 vs. South Carolina
Allen Pinkett	166	40	Oct. 27, 1984 at LSU
Allen Pinkett	166	37	Nov. 3, 1984 vs. Navy (at Giants Stadium; East Rutherford, N.J.)
Allen Pinkett	189	34	Nov. 17, 1984 vs. Penn State
Allen Pinkett	143	24	Dec. 29, 1984 vs. SMU (Aloha Bowl; Honolulu, Hawaii)
Allen Pinkett	129	25	Sept. 21, 1985 vs. Michigan State
Allen Pinkett	142	31	Oct. 5, 1985 at Air Force
Allen Pinkett	133	27	Oct. 19, 1985 vs. Army
Allen Pinkett	110	28	Oct. 26, 1985 vs. USC
Allen Pinkett	161	27	Nov. 2, 1985 vs. Navy
Allen Pinkett	105	30	Nov. 23, 1985 vs. LSU
Mark Green	119	24	Nov. 29, 1986 at USC
Mark Green	102	9	Oct. 31, 1987 vs. Navy
Mark Green	152	23	Nov. 7, 1987 vs. Boston College
Mark Green	125	21	Sept. 17, 1988 at Michigan State
Tony Brooks	110	10	Sept. 24, 1988 vs. Purdue
Tony Rice	107	14	Oct. 1, 1988 vs. Stanford
Tony Brooks	105	17	Oct. 8, 1988 vs. Pittsburgh
Ricky Watters	134	9	Nov. 4, 1989 vs. Navy
Tony Rice	141	26	Nov. 18, 1989 at Penn State
Ricky Watters	128	16	Nov. 18, 1989 at Penn State
Raghib Ismail	108	16	Jan. 1, 1990 vs. Colorado (Orange Bowl; Miami, Fla.)
Rodney Culver	104	4	Oct. 6, 1990 vs. Stanford
Rodney Culver	102	10	Oct. 13, 1990 vs. Air Force
Raghib Ismail	100	13	Oct. 20, 1990 vs. Miami (Fla.)
Raghib Ismail	116	10	Oct. 27, 1990 at Pittsburgh
Ricky Watters	174	17	Nov. 10, 1990 at Tennessee
Ricky Watters	114	19	Nov. 17, 1990 vs. Penn State
Jerome Bettis	111	11	Sept. 7, 1991 vs. Indiana
Tony Brooks	141	16	Sept. 28, 1991 at Purdue
Jerome Bettis	179	24	Oct. 5, 1991 at Stanford
Tony Brooks	122	12	Oct. 5, 1991 at Stanford
Jerome Bettis	125	17	Oct. 12, 1991 vs. Pittsburgh
Jerome Bettis	178	24	Oct. 26, 1991 vs. USC
Tony Brooks	126	20	Nov. 9, 1991 vs. Tennessee
Rodney Culver	118	13	Nov. 30, 1991 at Hawai'i
Jerome Bettis	150	16	Jan. 1, 1992 vs. Florida (Sugar Bowl; New Orleans, La.)
Reggie Brooks	157	9	Sept. 2, 1992 vs. Northwestern (at Soldier Field; Chicago, Ill.)
Jerome Bettis	130	19	Sept. 2, 1992 vs. Northwestern (at Soldier Field; Chicago, Ill.)
Reggie Brooks	205	15	Sept. 26, 1992 vs. Purdue
Jerome Bettis	113	21	Oct. 24, 1992 vs. BYU
Reggie Brooks	112	15	Oct. 24, 1992 vs. BYU
Reggie Brooks	174	18	Nov. 7, 1992 vs. Boston College
Reggie Brooks	227	19	Nov. 28, 1992 at USC
Reggie Brooks	115	22	Jan. 1, 1993 vs. Texas A&M (Cotton Bowl; Dallas, Texas)
Randy Kinder	104	16	Oct. 2, 1993 at Stanford
Lee Becton	142	16	Oct. 9, 1993 at Pittsburgh
Lee Becton	122	18	Oct. 16, 1993 at BYU
Lee Becton	177	20	Oct. 23, 1993 vs. USC
Lee Becton	124	21	Oct. 30, 1993 vs. Navy (at Veterans Stadium; Philadelphia, Pa.)
Randy Kinder	108	10	Oct. 30, 1993 vs. Navy (at Veterans Stadium; Philadelphia, Pa.)
Lee Becton	122	26	Nov. 13, 1993 vs. Florida State
Lee Becton	122	14	Nov. 20, 1993 vs. Boston College
Lee Becton	138	26	Jan. 1, 1994 vs. Texas A&M (Cotton Bowl; Dallas, Texas)
Randy Kinder	104	18	Sept. 17, 1994 at Michigan State
Ray Zellers	156	14	Sept. 24, 1994 vs. Purdue
Randy Kinder	143	16	Sept. 24, 1994 vs. Purdue
Randy Kinder	107	16	Oct. 1, 1994 vs. Stanford
Randy Kinder	143	22	Oct. 8, 1994 at Boston College
Lee Becton	103	19	Nov. 19, 1994 vs. Air Force
Lee Becton	156	26	Nov. 26, 1994 at USC
Randy Kinder	142	14	Sept. 9, 1995 at Purdue
Randy Kinder	110	17	Sept. 16, 1995 vs. Vanderbilt



Randy Kinder	129	29	Sept. 23, 1995 vs. Texas
Randy Kinder	143	28	Sept. 30, 1995 at Ohio State
Autry Denson	111	23	Oct. 14, 1995 vs. Army (at Giants Stadium; East Rutherford, N.J.)
Marc Edwards	167	28	Oct. 28, 1995 vs. Boston College
Autry Denson	115	16	Nov. 4, 1995 vs. Navy
Randy Kinder	121	14	Nov. 18, 1995 at Air Force
Autry Denson	109	16	Nov. 18, 1995 at Air Force
Autry Denson	158	24	Sept. 21, 1996 at Texas
Autry Denson	137	14	Oct. 12, 1996 vs. Washington
Autry Denson	123	16	Nov. 2, 1996 vs. Navy (at Croke Park; Dublin, Ireland)
Autry Denson	150	23	Nov. 9, 1996 at Boston College
Robert Farmer	140	22	Nov. 16, 1996 at Pittsburgh
Autry Denson	104	12	Nov. 16, 1996 at Pittsburgh
Robert Farmer	117	14	Nov. 23, 1996 vs. Rutgers
Autry Denson	116	13	Nov. 23, 1996 vs. Rutgers
Autry Denson	160	33	Nov. 30, 1996 at USC
Autry Denson	104	22	Sept. 13, 1997 at Purdue
Autry Denson	116	21	Oct. 4, 1997 vs. Stanford
Autry Denson	128	19	Oct. 11, 1997 at Pittsburgh
Autry Denson	133	30	Oct. 18, 1997 vs. USC
Autry Denson	125	19	Nov. 1, 1997 vs. Navy
Autry Denson	144	26	Nov. 22, 1997 vs. West Virginia
Autry Denson	143	28	Nov. 28, 1997 at Hawaii
Autry Denson	101	20	Dec. 28, 1997 vs. LSU (Independence Bowl; Shreveport, La.)
Autry Denson	163	24	Sept. 5, 1998 vs. Michigan
Autry Denson	143	31	Sept. 26, 1998 vs. Purdue
Jarious Jackson	100	18	Oct. 3, 1998 vs. Stanford
Joey Goodspeed	109	4	Oct. 10, 1998 at Arizona State
Autry Denson	189	24	Oct. 31, 1998 vs. Baylor
Autry Denson	128	28	Nov. 7, 1998 at Boston College
Autry Denson	107	25	Nov. 14, 1998 vs. Navy (at Jack Kent Cooke Stadium; Washington, D.C.)
Autry Denson	130	26	Jan. 1, 1999 vs. Georgia Tech (Gator Bowl; Jacksonville, Fla.)
Tony Fisher	111	13	Aug. 28, 1999 vs. Kansas
Tony Fisher	140	26	Oct. 2, 1999 vs. Oklahoma
Jarious Jackson	107	15	Oct. 2, 1999 vs. Oklahoma
Julius Jones	146	19	Oct. 30, 1999 vs. Navy
Tony Fisher	107	19	Nov. 27, 1999 at Stanford
Amaz Battle	107	14	Sept. 9, 2000 vs. Nebraska (OT)
Julius Jones	126	26	Sept. 23, 2000 at Michigan State
Julius Jones	105	18	Oct. 14, 2000 vs. Navy (at Citrus Bowl; Orlando, Fla.)
Julius Jones	111	27	Oct. 28, 2000 vs. Air Force (OT)
Tony Fisher	196	26	Nov. 11, 2000 vs. Boston College
Tony Fisher	135	19	Nov. 18, 2000 at Rutgers
Tony Fisher	103	17	Sept. 22, 2001 vs. Michigan State
Carlyle Holiday	122	19	Oct. 6, 2001 vs. Pittsburgh
Carlyle Holiday	130	30	Oct. 13, 2001 vs. West Virginia
Tony Fisher	119	22	Oct. 13, 2001 vs. West Virginia
Carlyle Holiday	109	22	Oct. 27, 2001 at Boston College
Julius Jones	117	24	Nov. 17, 2001 vs. Navy
Julius Jones	106	14	Nov. 24, 2001 at Stanford
Ryan Grant	132	28	Sept. 14, 2002 vs. Michigan
Rashon Powers-Neal	108	13	Oct. 5, 2002 vs. Stanford
Ryan Grant	103	18	Oct. 5, 2002 vs. Stanford
Ryan Grant	190	30	Oct. 19, 2002 at Air Force
Ryan Grant	107	27	Nov. 2, 2002 vs. Boston College
Julius Jones	262	24	Oct. 11, 2003 at Pittsburgh
Julius Jones	221	33	Nov. 8, 2003 vs. Navy
Julius Jones	161	35	Nov. 15, 2003 vs. BYU
Julius Jones	218	23	Nov. 29, 2003 at Stanford
Darius Walker	115	31	Sept. 11, 2004 vs. Michigan
Ryan Grant	114	20	Oct. 16, 2004 vs. Navy (at Giants Stadium; East Rutherford, N.J.)
Darius Walker	112	16	Nov. 13, 2004 vs. Pittsburgh
Darius Walker	100	20	Sept. 3, 2005 at Pittsburgh
Darius Walker	104	26	Sept. 10, 2005 at Michigan
Darius Walker	116	26	Sept. 17, 2005 vs. Michigan State (OT)
Darius Walker	128	21	Sept. 24, 2005 at Washington
Darius Walker	118	19	Nov. 12, 2005 vs. Navy
Darius Walker	123	26	Nov. 19, 2005 vs. Syracuse
Darius Walker	186	35	Nov. 26, 2005 at Stanford
Darius Walker	146	31	Sept. 30, 2006 vs. Purdue
Darius Walker	153	25	Oct. 7, 2006 vs. Stanford
Darius Walker	103	20	Oct. 28, 2006 vs. Navy (at M&T Bank Stadium; Baltimore, Md.)
Darius Walker	153	15	Nov. 11, 2006 at Air Force
Darius Walker	162	24	Nov. 18, 2006 vs. Army
Darius Walker	128	22	Jan. 3, 2007 vs. LSU (Sugar Bowl; New Orleans, La.)
James Aldridge	104	18	Sept. 22, 2007 vs. Michigan State

James Aldridge	125	32	Nov. 3, 2007 vs. Navy (3OT)
Robert Hughes	110	17	Nov. 17, 2007 vs. Duke
Robert Hughes	136	18	Nov. 24, 2007 at Stanford
Armando Allen Jr.	134	17	Sept. 27, 2008 vs. Purdue
Armando Allen Jr.	139	21	Sept. 12, 2009 at Michigan
Armando Allen Jr.	115	23	Sept. 19, 2009 vs. Michigan State
Armando Allen Jr.	106	24	Nov. 21, 2009 vs. UConn (2OT)
Cierre Wood	104	21	Sept. 3, 2011 vs. USF
Cierre Wood	134	25	Sept. 10, 2011 at Michigan
Cierre Wood	191	20	Oct. 1, 2011 at Purdue
Andrew Hendrix	111	6	Oct. 8, 2011 vs. Air Force
Jonas Gray	136	21	Nov. 12, 2011 vs. Maryland (at FedEx Field; Landover, Md.)
Theo Riddick	107	19	Sept. 1, 2012 vs. Navy (at Aviva Stadium; Dublin, Ireland)
George Atkinson III	123	10	Oct. 6, 2012 vs. Miami (Fla.) (at Soldier Field; Chicago, Illinois)
Cierre Wood	118	18	Oct. 6, 2012 vs. Miami (Fla.) (at Soldier Field; Chicago, Illinois)
Theo Riddick	143	15	Oct. 20, 2012 vs. BYU
Cierre Wood	114	18	Oct. 20, 2012 vs. BYU
Theo Riddick	104	18	Nov. 10, 2012 at Boston College
Cierre Wood	150	11	Nov. 17, 2012 vs. Wake Forest
Theo Riddick	146	20	Nov. 24, 2012 at USC
George Atkinson III	148	14	Sept. 28, 2013 vs. Oklahoma
Tarean Folston	140	18	Nov. 2, 2013 vs. Navy
Cam McDaniel	117	24	Nov. 23, 2013 vs. BYU
Tarean Folston	120	21	Oct. 18, 2014 at Florida State
Tarean Folston	149	20	Nov. 1, 2014 vs. Navy
Tarean Folston	106	20	Nov. 15, 2014 vs. Northwestern
Tarean Folston	134	18	Nov. 22, 2014 vs. Louisville
C.J. Prorise	155	17	Sept. 12, 2015 at Virginia
C.J. Prorise	198	22	Sept. 19, 2015 vs. Georgia Tech
C.J. Prorise	149	15	Sept. 26, 2015 vs. Massachusetts
Josh Adams	133	13	Sept. 26, 2015 vs. Massachusetts
C.J. Prorise	129	21	Oct. 10, 2015 vs. Navy
C.J. Prorise	143	19	Oct. 17, 2015 vs. USC
DeShone Kizer	143	17	Oct. 31, 2015 at Temple
Josh Adams	147	20	Nov. 7, 2015 at Pittsburgh
Josh Adams	141	17	Nov. 14, 2015 vs. Wake Forest
Josh Adams	168	18	Nov. 28, 2015 at Stanford
DeShone Kizer	128	16	Nov. 28, 2015 at Stanford
Josh Adams	106	10	Sept. 10, 2016 vs. Nevada
Josh Adams	102	20	Oct. 1, 2016 vs. Syracuse
Josh Adams	100	13	Nov. 19, 2016 vs. Virginia Tech
Josh Adams	180	17	Nov. 26, 2016 at USC
Josh Adams	161	19	Sept. 2, 2017 vs. Temple
Dexter Williams	124	6	Sept. 2, 2017 vs. Temple
Brandon Wimbush	106	12	Sept. 2, 2017 vs. Temple
Josh Adams	229	18	Sept. 16, 2017 at Boston College
Brandon Wimbush	207	21	Sept. 16, 2017 at Boston College
Josh Adams	159	8	Sept. 30, 2017 vs. Miami (Ohio)
Josh Adams	118	13	Oct. 7, 2017 at North Carolina
Deon McIntosh	124	12	Oct. 7, 2017 at North Carolina
Josh Adams	191	19	Oct. 21, 2017 vs. USC
Brandon Wimbush	106	14	Oct. 21, 2017 vs. USC
Josh Adams	202	27	Oct. 28, 2017 vs. NC State
Brandon Wimbush	110	12	Nov. 4, 2017 vs. Wake Forest
Josh Adams	106	18	Nov. 18, 2017 vs. Navy
*Tony Jones Jr.	118	17	Sept. 15, 2018 vs. Vanderbilt
Dexter Williams	161	21	Sept. 29, 2018 vs. Stanford
Dexter Williams	178	17	Oct. 6, 2018 at Virginia Tech
Dexter Williams	142	23	Oct. 27, 2018 vs. Navy (SDCCU Stadium; San Diego, Calif.)
Dexter Williams	202	20	Nov. 10, 2018 vs. Florida State
Tony Jones Jr.	110	15	Sept. 2, 2019 at Louisville
Tony Jones Jr.	131	18	Sept. 28, 2019 vs. Virginia
Tony Jones Jr.	102	7	Oct. 5, 2019 vs. Bowling Green
Tony Jones Jr.	176	25	Oct. 12, 2019 vs. USC
Ian Book	139	12	Nov. 9, 2019 at Duke
Tony Jones Jr.	135	11	Dec. 29, 2019 vs. Iowa St. (Camping World Bowl; Orlando, Fla.)
Kyren Williams	112	19	Sept. 12, 2020 vs. Duke
C'Bo Flemister	127	13	Sept. 19, 2020 vs. South Florida
Kyren Williams	185	19	Oct. 10, 2020 vs. Florida State
Chris Tyree	103	11	Oct. 10, 2020 vs. Florida State
Kyren Williams	127	25	Oct. 17, 2020 vs. Louisville
Kyren Williams	140	23	Nov. 7, 2020 vs. Clemson
Kyren Williams	124	23	Nov. 27, 2020 at North Carolina
Kyren Williams	110	20	Dec. 5, 2020 vs. Syracuse
Chris Tyree	109	6	Dec. 5, 2020 vs. Syracuse

HERE COME THE IRISH

THE FIGHTING IRISH

COACHES AND STAFF

2020 SEASON IN REVIEW

HISTORY & RECORDS

UNIVERSITY & MEDIA INFO



100-YD RUSHING TANDEM (SINCE 1950)

Player	Yds	Att	Date, Opponent
Jim Morse	179	19	
Joe Heap	110	17	Nov. 27, 1954 vs. USC
Angelo Dabiero	176	11	
Mike Lind	121	18	Sept. 20, 1961 vs. Oklahoma
Vagas Ferguson	219	18	
Jerome Heavens	100	21	Nov. 4, 1978 vs. Navy (at Municipal Stadium; Cleveland, Ohio)
Phil Carter	154	27	
Larry Moriarty	106	19	Sept. 25, 1982 vs. Purdue
Greg Bell	114	18	
Allen Pinkett	104	25	Sept. 15, 1983 vs. Michigan State
Tony Rice	141	26	
Ricky Watters	128	16	Nov. 18, 1989 at Penn State
Jerome Bettis	179	24	
Tony Brooks	122	12	Oct. 5, 1991 at Stanford
Reggie Brooks	157	9	
Jerome Bettis	130	19	Sept. 2, 1992 vs. Northwestern (at Soldier Field; Chicago, Ill.)
Jerome Bettis	112	21	
Reggie Brooks	112	15	Oct. 24, 1992 vs. BYU
Lee Becton	124	21	
Randy Kinder	108	10	Oct. 30, 1993 vs. Navy (at Veterans Stadium; Philadelphia, Pa.)
Ray Zellers	156	14	
Randy Kinder	143	16	Sept. 24, 1994 vs. Purdue
Randy Kinder	121	14	
Autry Denson	109	16	Nov. 18, 1995 at Air Force
Robert Farmer	140	22	
Autry Denson	108	12	Nov. 16, 1996 at Pittsburgh
Robert Farmer	117	14	
Autry Denson	116	13	Nov. 23, 1996 vs. Rutgers
Tony Fisher	140	26	
Jarious Jackson	107	15	Oct. 2, 1999 vs. Oklahoma
Carlyle Holiday	130	30	
Tony Fisher	119	22	Oct. 13, 2001 vs. West Virginia
Rashon Powers-Neal	108	13	
Ryan Grant	103	18	Oct. 5, 2002 vs. Stanford
George Atkinson III	123	10	
Cierre Wood	118	18	Oct. 6, 2012 vs. Miami (Fla.) (at Soldier Field; Chicago, Ill.)
Theo Riddick	143	15	
Cierre Wood	114	18	Oct. 20, 2012 vs. BYU
C.J. Prosise	149	15	
Josh Adams	133	13	Sept. 26, 2015 vs. Massachusetts
Josh Adams	168	18	
DeShone Kizer	128	16	Nov. 28, 2015 at Stanford
Josh Adams	161	19	
Dexter Williams	124	6	
Brandon Wimbush	106	12	Sept. 2, 2017 vs. Temple
Josh Adams	229	18	
Brandon Wimbush	207	21	Sept. 16, 2017 at Boston College
Josh Adams	118	13	
Deon McIntosh	124	12	Oct. 7, 2017 at North Carolina
Josh Adams	191	19	
Brandon Wimbush	106	14	Oct. 21, 2017 vs. USC
Kyren Williams	185	19	
Chris Tyree	103	11	Oct. 10, 2020 vs. Florida State
Kyren Williams	110	20	
Chris Tyree	109	6	Dec. 5, 2020 vs. Syracuse

100-YD RECEIVING GAMES (SINCE 1950)

Player	Yds	Rec	Date, Opponent
Jack Snow	217	9	at Wisconsin, Sept. 26, 1964
Jack Snow	124	6	vs. UCLA, Oct. 17, 1964
Jack Snow	113	8	vs. Stanford, Oct. 24, 1964
Jack Snow	146	7	vs. Navy, Oct. 31, 1964
Nick Eddy	119	3	at Pittsburgh, Nov. 7, 1964
Jim Seymour	276	13	vs. Purdue, Sept. 24, 1966
Jim Seymour	141	9	vs. Northwestern, Oct. 12, 1966
Jim Seymour	114	8	at Purdue, Sept. 30, 1967
Jim Seymour	101	9	vs. Oklahoma, Sept. 21, 1968
Jim Seymour	127	7	vs. Purdue, Sept. 28, 1968
Jim Seymour	141	10	at Michigan State, Oct. 26, 1968
Bob Gladieux	102	8	at Michigan State, Oct. 26, 1968
Tom Gatewood	112	6	vs. Texas, Jan. 1, 1969 (Cotton Bowl; Dallas, Texas)
Tom Gatewood	155	10	vs. Michigan State, Oct. 4, 1969

Tom Gatewood	164	9	vs. Army, Oct. 11, 1969 (at Yankee Stadium, Bronx, N.Y.)
Tom Gatewood	104	7	at Georgia Tech, Nov. 15, 1969
Tom Gatewood	102	7	vs. Air Force, Nov. 22, 1969
Tom Gatewood	111	7	at Northwestern, Sept. 19, 1970
Tom Gatewood	192	12	vs. Purdue, Sept. 26, 1970
Tom Gatewood	117	9	at Michigan State, Oct. 3, 1970
Tom Gatewood	136	8	vs. Army, Oct. 10, 1970
Tom Gatewood	123	8	at Missouri, Oct. 17, 1970
Tom Gatewood	116	9	vs. Pittsburgh, Nov. 7, 1970
Tom Gatewood	104	5	vs. Georgia Tech, Nov. 14, 1970
Tom Gatewood	128	10	at USC, Nov. 28, 1970
Willie Townsend	117	7	vs. Purdue, Sept. 30, 1972
Willie Townsend	100	6	vs. Miami (Fla.), Nov. 18, 1972
Ted Burgmeier	101	3	at North Carolina, Oct. 11, 1975
Ken MacAfee	114	9	at Purdue, Sept. 24, 1977
Ken MacAfee	130	5	vs. Navy, Oct. 29, 1977
Kris Haines	103	3	at Air Force, Oct. 21, 1978
Kris Haines	179	9	at USC, Nov. 25, 1978
Al Hunter	131	5	vs. USC, Oct. 20, 1979
Al Hunter	119	5	at Tennessee, Nov. 1, 1979
Joe Howard	115	5	vs. Navy, Oct. 31, 1981
Joe Howard	154	2	vs. Georgia Tech, Nov. 7, 1981
Joe Howard	102	4	at Penn State, Nov. 21, 1981
Milt Jackson	118	4	at Penn State, Nov. 12, 1983
Tim Brown	111	5	vs. Navy, Nov. 2, 1985
Tim Brown	154	7	vs. Navy, Nov. 1, 1986 (at Memorial Stadium; Baltimore, Md.)
Tim Brown	156	6	at Pittsburgh, Oct. 10, 1987
Tim Brown	105	3	vs. Navy, Oct. 31, 1987
Tim Brown	126	5	vs. Boston College, Nov. 7, 1987
Tim Brown	105	6	vs. Texas A&M, Jan. 1, 1988 (Cotton Bowl; Dallas, Texas)
Derek Brown	101	4	at Purdue, Sept. 20, 1989
Raghib Ismail	121	5	vs. Virginia, Aug. 21, 1989 (at Giants Stadium; East Rutherford, N.J.)
Raghib Ismail	172	6	vs. Air Force, Oct. 13, 1990
Raghib Ismail	173	6	vs. Navy, Nov. 3, 1990 (at Giants Stadium; East Rutherford, N.J.)
Tony Smith	121	5	at Michigan, Sept. 14, 1991
Tony Smith	100	6	vs. Navy, Nov. 2, 1991
Tony Smith	134	4	at Air Force, Nov. 19, 1991
Tony Smith	140	9	at Hawaii, Nov. 30, 1991
Michael Miller	104	3	vs. Northwestern, Sept. 5, 1992 (at Soldier Field; Chicago, Ill.)
Lake Dawson	125	5	at Michigan State, Sept. 19, 1992
Derrick Mayes	100	2	at Pittsburgh, Oct. 10, 1992
Derrick Mayes	101	3	at Stanford, Oct. 2, 1993
Michael Miller	117	3	at BYU, Oct. 16, 1993
Derrick Mayes	147	7	vs. Boston College, Nov. 20, 1993
Michael Miller	142	7	vs. Northwestern, Sept. 3, 1994 (at Soldier Field; Chicago, Ill.)
Derrick Mayes	106	7	at Michigan, Sept. 10, 1994
Derrick Mayes	121	4	vs. Navy, Oct. 29, 1994
Derrick Mayes	163	8	vs. Air Force, Nov. 19, 1994
Derrick Mayes	146	6	vs. Texas, Sept. 23, 1995
Derrick Mayes	125	5	at Ohio State, Sept. 30, 1995
Derrick Mayes	132	7	at Washington, Oct. 7, 1995
Malcolm Johnson	106	7	at Michigan, Sept. 27, 1997
Raki Nelson	110	6	vs. Boston College, Oct. 25, 1997
Malcolm Johnson	125	6	vs. West Virginia, Nov. 22, 1997
Malcolm Johnson	113	7	vs. Stanford, Oct. 3, 1998
Malcolm Johnson	150	6	at Boston College, Nov. 7, 1998
Raki Nelson	117	6	vs. Michigan State, Sept. 18, 1999
Joey Getherall	133	6	vs. Oklahoma, Oct. 2, 1999
Bobby Brown	208	12	at Pittsburgh, Nov. 13, 1999
Joey Getherall	116	4	vs. Air Force, Oct. 28, 2000 (OT)
Amaz Battle	101	10	vs. Pittsburgh, Oct. 12, 2002
Amaz Battle	112	8	at Air Force, Oct. 19, 2002
Omari Jenkins	166	4	vs. Navy, Nov. 9, 2002 (at Ravens Stadium; Baltimore, Md.)
Amaz Battle	108	3	vs. Rutgers, Nov. 22, 2002
Rhema McKnight	104	8	vs. Michigan State, Sept. 20, 2003
Maurice Stovall	171	9	at Purdue, Sept. 27, 2003
Rhema McKnight	121	4	at Boston College, Oct. 25, 2003
Matt Shelton	123	3	at Michigan State, Sept. 18, 2004
Anthony Fasano	155	8	vs. Purdue, Oct. 2, 2004
Rhema McKnight	113	7	vs. Purdue, Oct. 2, 2004
Matt Shelton	128	3	vs. Pittsburgh, Nov. 13, 2004
Maurice Stovall	176	8	vs. Michigan State, Sept. 17, 2005 (OT)
Jeff Samardzija	164	8	at Washington, Sept. 24, 2005
Jeff Samardzija	153	7	at Purdue, Oct. 1, 2005
Maurice Stovall	134	8	at Purdue, Oct. 1, 2005



Maurice Stovall	207	14	vs. BYU, Oct. 22, 2005
Jeff Samardzija	152	10	vs. BYU, Oct. 22, 2005
Jeff Samardzija	127	7	vs. Tennessee, Nov. 5, 2005
Maurice Stovall	130	8	vs. Navy, Nov. 12, 2005
Jeff Samardzija	191	8	at Stanford, Nov. 26, 2005
Maurice Stovall	136	7	at Stanford, Nov. 26, 2005
Maurice Stovall	126	9	vs. Ohio State, Jan. 2, 2006 (Fiesta Bowl; Tempe, Ariz.)
Rhema McKnight	108	8	at Georgia Tech, Sept. 2, 2006
John Carlson	121	4	at Michigan State, Sept. 23, 2006
Jeff Samardzija	113	7	at Michigan State, Sept. 23, 2006
Rhema McKnight	120	10	vs. Purdue, Sept. 30, 2006
Jeff Samardzija	118	8	vs. UCLA, Oct. 21, 2006
Jeff Samardzija	177	6	vs. North Carolina, Nov. 4, 2006
Jeff Samardzija	106	6	at Air Force, Nov. 11, 2006
Rhema McKnight	109	6	at USC, Nov. 25, 2006
Golden Tate	103	3	at Purdue, Sept. 29, 2007
Golden Tate	127	4	vs. Michigan, Sept. 13, 2008
Michael Floyd	100	6	vs. Purdue, Sept. 27, 2008
Michael Floyd	115	5	vs. Stanford, Oct. 4, 2008
Golden Tate	121	5	at North Carolina, Oct. 11, 2008
Michael Floyd	107	4	at Washington, Oct. 25, 2008
Golden Tate	111	6	vs. Pittsburgh, Nov. 1, 2008 (40T)
Michael Floyd	100	10	vs. Pittsburgh, Nov. 1, 2008 (40T)
Golden Tate	146	7	vs. Syracuse, Nov. 22, 2008
Golden Tate	177	6	at Hawai'i, Dec. 24, 2008 (Hawai'i Bowl; Honolulu, Hawai'i)
Michael Floyd	189	4	vs. Nevada, Sept. 5, 2009
Michael Floyd	131	7	at Michigan, Sept. 12, 2009
Golden Tate	115	9	at Michigan, Sept. 12, 2009
Golden Tate	127	7	vs. Michigan State, Sept. 19, 2009
Golden Tate	244	9	vs. Washington, Oct. 3, 2009 (OT)
Golden Tate	117	8	vs. USC, Oct. 17, 2009
Golden Tate	128	11	vs. Boston College, Oct. 24, 2009
Michael Floyd	141	10	vs. Navy, Nov. 7, 2009
Golden Tate	132	9	vs. Navy, Nov. 7, 2009
Golden Tate	113	9	at Pittsburgh, Nov. 14, 2009
Michael Floyd	107	7	at Pittsburgh, Nov. 14, 2009
Golden Tate	123	9	vs. UConn, Nov. 21, 2009 (20T)
Michael Floyd	104	8	vs. UConn, Nov. 21, 2009 (20T)
Golden Tate	201	10	at Stanford, Nov. 28, 2009
Kyle Rudolph	164	8	vs. Michigan, Sept. 11, 2010
Theo Riddick	128	10	at Michigan State, Sept. 18, 2010 (OT)
Michael Floyd	110	8	vs. Stanford, Sept. 25, 2010
Michael Floyd	157	9	vs. Western Michigan, Oct. 16, 2010
Michael Floyd	104	11	vs. Tulsa, Oct. 30, 2010
Michael Floyd	109	6	vs. Miami (Fla.), Dec. 31, 2010 (Sun Bowl; El Paso, Texas)
Michael Floyd	154	12	vs. USF, Sept. 3, 2011
Michael Floyd	134	13	at Michigan, Sept. 10, 2011
Michael Floyd	137	12	at Purdue, Oct. 1, 2011
Michael Floyd	121	6	vs. Navy, Oct. 29, 2011
TJ Jones	138	7	vs. Temple, Aug. 31, 2013
TJ Jones	135	8	vs. Arizona State, Oct. 5, 2013 (at AT&T Stadium; Arlington, Texas)
TJ Jones	104	7	at Air Force, Oct. 26, 2013
TJ Jones	111	4	vs. Navy, Nov. 2, 2013
TJ Jones	149	6	at Pittsburgh, Nov. 9, 2013
Will Fuller	119	6	vs. Syracuse, Sept. 27, 2014 (MetLife Stadium)
Will Fuller	133	7	vs. North Carolina, Oct. 11, 2014
Will Fuller	159	9	vs. Northwestern, Nov. 15, 2014
Will Fuller	109	5	vs. Louisville, Nov. 22, 2014
Will Fuller	142	7	vs. Texas, Sept. 5, 2015
Will Fuller	124	5	at Virginia, Sept. 12, 2015
Will Fuller	131	6	vs. Georgia Tech, Sept. 19, 2015
C.J. Prorise	100	4	at Clemson, Oct. 3, 2015
Will Fuller	131	3	vs. USC, Oct. 17, 2015
Will Fuller	152	7	at Pittsburgh, Nov. 7, 2015
Chris Brown	104	6	vs. Boston College, Nov. 21, 2015 (Fenway Park); Boston
Amir Carlisle	101	8	vs. Boston College, Nov. 21, 2015 (Fenway Park); Boston
Will Fuller	136	6	at Stanford, Nov. 28, 2015
Will Fuller	113	6	vs. Ohio State (Fiesta Bowl; Glendale, Arizona)
Equanimeous St. Brown	116	6	Sept. 24, 2016 vs. Duke
Equanimeous St. Brown	182	4	Oct. 1, 2016 vs. Syracuse
Torii Hunter Jr.	104	8	Nov. 5, 2016 vs. Navy
Chase Claypool	180	9	Nov. 4, 2017 vs. Wake Forest
Kevin Stepherson	103	5	Nov. 18, 2017 vs. Navy
Kevin Stepherson	112	3	Nov. 25, 2017 at Stanford
Equanimeous St. Brown	111	5	Nov. 25, 2017 at Stanford
Miles Boykin	102	3	Jan. 1, 2018 vs. LSU (Citrus Bowl; Orlando, Florida)

Miles Boykin	119	6	Sept. 8, 2018 vs. Ball State
Miles Boykin	144	11	Sept. 29, 2018 vs. Stanford
Miles Boykin	117	8	Oct. 6, 2018 at Virginia Tech
Chase Claypool	130	8	Nov. 3, 2018 at Northwestern
Cole Kmet	108	9	Sept. 21, 2019 at Georgia
Javon McKinley	104	5	Oct. 5, 2019 vs. Bowling Green
Chase Claypool	118	8	Nov. 2, 2019 vs. Virginia Tech
Chase Claypool	117	7	Nov. 16, 2019 vs. Navy
Chase Claypool	146	7	Dec. 28, 2019 vs. Iowa State (Camping World Bowl; Orlando, Fla.)
Javon McKinley	107	5	Oct. 10, 2020 vs. Florida State
Ben Skowronek	107	2	Oct. 24, 2020 at Pittsburgh
Javon McKinley	102	5	Nov. 7, 2020 vs. Clemson
Javon McKinley	135	6	Nov. 27, 2020 at North Carolina
Javon McKinley	111	7	Dec. 5, 2020 vs. Syracuse

100-YD RECEIVING TANDEM (SINCE 1950)

Player	Yds	Rec	Date, Opponent
Jim Seymour	141	10	
Bob Gladieux	102	8	Oct. 26, 1968 at Michigan State
Anthony Fasano	155	8	
Rhema McKnight	113	7	Oct. 2, 2004 vs. Purdue
Jeff Samardzija	153	7	
Maurice Stovall	134	8	Oct. 1, 2005 at Purdue
Maurice Stovall	207	14	
Jeff Samardzija	152	10	Oct. 22, 2005 vs. BYU
Jeff Samardzija	191	8	
Maurice Stovall	136	7	Nov. 26, 2005 at Stanford
John Carlson	121	4	
Jeff Samardzija	113	7	Sept. 23, 2006 at Michigan State
Golden Tate	111	6	
Michael Floyd	100	10	Nov. 1, 2008 vs. Pittsburgh (40T)
Michael Floyd	131	7	
Golden Tate	115	9	Sept. 12, 2009 at Michigan
Michael Floyd	141	10	
Golden Tate	132	9	Nov. 7, 2009 vs. Navy
Golden Tate	113	9	
Michael Floyd	107	7	Nov. 14, 2009 at Pittsburgh
Golden Tate	123	9	
Michael Floyd	104	8	Nov. 21, 2009 vs. Connecticut (20T)
Chris Brown	104	6	
Amir Carlisle	101	8	Nov. 21, 2015 vs. Boston College (Fenway Park); Boston
Kevin Stepherson	112	3	
Equanimeous St. Brown	111	5	Nov. 25, 2017 at Stanford

300-YD PASSING GAMES (SINCE 1950)

Player	Yds	Comp	Atts	Date, Opponent
George Izo	332	18	26	Nov. 8, 1958 at Pittsburgh
John Huarte	300	21	37	Oct. 24, 1964 vs. Stanford
Terry Hanratty	303	16	24	Sept. 24, 1966 vs. Purdue
Terry Hanratty	366	29	63	Sept. 30, 1967 at Purdue
Joe Theismann	526	33	58	Nov. 28, 1970 at USC
Joe Montana	358	20	41	Nov. 25, 1978 at USC
Rusty Lisch	336	24	43	Oct. 27, 1979 vs. South Carolina
Steve Beuerlein	311	24	39	Nov. 15, 1986 vs. Penn State
Rick Mirer	303	17	27	Nov. 2, 1991 vs. Navy
Jarious Jackson	302	18	29	Sept. 4, 1999 vs. Michigan
Jarious Jackson	317	22	37	Nov. 13, 1999 at Pittsburgh
Brady Quinn	350	23	39	Oct. 25, 2003 at Boston College
Brady Quinn	432	26	46	Oct. 2, 2004 vs. Purdue
Brady Quinn	487	33	60	Sept. 17, 2005 vs. Michigan State (OT)
Brady Quinn	327	25	37	Sept. 24, 2005 at Washington
Brady Quinn	440	29	36	Oct. 1, 2005 at Purdue
Brady Quinn	467	32	47	Oct. 22, 2005 vs. BYU
Brady Quinn	432	25	38	Nov. 26, 2005 at Stanford
Brady Quinn	319	20	36	Sept. 23, 2006 at Michigan State
Brady Quinn	316	29	38	Sept. 30, 2006 vs. Purdue
Brady Quinn	304	27	45	Oct. 21, 2006 vs. UCLA
Brady Quinn	346	23	35	Nov. 4, 2006 vs. North Carolina
Jimmy Clausen	347	29	40	Oct. 4, 2008 vs. Stanford
Jimmy Clausen	383	31	48	Oct. 11, 2008 at North Carolina
Jimmy Clausen	401	22	26	Dec. 24, 2008 at Hawai'i (Hawai'i Bowl; Honolulu, Hawai'i)
Jimmy Clausen	315	15	18	Sept. 5, 2009 vs. Nevada
Jimmy Clausen	336	25	42	Sept. 12, 2009 at Michigan
Jimmy Clausen	300	22	31	Sept. 19, 2009 vs. Michigan State
Jimmy Clausen	422	23	31	Oct. 3, 2009 vs. Washington (OT)



Jimmy Clausen	452	37	51	Nov. 7, 2009 vs. Navy
Jimmy Clausen	329	30	45	Nov. 21, 2009 vs. UConn (20T)
Jimmy Clausen	340	23	30	Nov. 28, 2009 at Stanford
Dayne Crist	369	32	55	Sept. 18, 2010 at Michigan State (OT)
Dayne Crist	304	25	44	Sept. 25, 2010 vs. Stanford
Tommy Rees	334	33	54	Oct. 30, 2010 vs. Tulsa
Tommy Rees	315	27	39	Sept. 10, 2011 at Michigan
Everett Golson	346	20	30	Nov. 17, 2012 vs. Wake Forest
Tommy Rees	346	16	23	Aug. 31, 2013 vs. Temple
Tommy Rees	314	29	51	Sept. 7, 2013 at Michigan
Tommy Rees	309	20	33	Sept. 14, 2013 at Purdue
Tommy Rees	318	18	39	Nov. 9, 2013 at Pittsburgh
Tommy Rees	319	27	47	Dec. 28, 2013 vs. Rutgers (Pinstripe Bowl; Bronx, N.Y.)
Everett Golson	362	32	39	Sept. 27, 2014 vs. Syracuse (MetLife Stadium); East Rutherford, N.J.
Everett Golson	300	21	38	Oct. 11, 2014 vs. North Carolina
Everett Golson	313	31	52	Oct. 18, 2014 at Florida State
Everett Golson	315	18	25	Nov. 1, 2014 vs. Navy
Everett Golson	446	22	41	Nov. 8, 2014 at Arizona State
Malik Zaire	313	19	22	Sept. 5, 2015 vs. Texas
DeShone Kizer	321	19	34	Oct. 3, 2015 at Clemson
DeShone Kizer	324	21	39	Nov. 21, 2015 vs. Boston College (Fenway Park)
DeShone Kizer	344	20	37	Sept. 17, 2016 vs. Michigan State
DeShone Kizer	381	22	37	Sept. 24, 2016 vs. Duke
DeShone Kizer	471	23	35	Oct. 1, 2016 vs. Syracuse
Ian Book	325	25	34	Sept. 22, 2018 at Wake Forest
Ian Book	330	27	33	Oct. 27, 2018 vs. Navy (SDCCU Stadium; San Diego, Calif.)
Ian Book	343	22	34	Nov. 3, 2018 at Northwestern
Ian Book	352	22	39	Nov. 24, 2018 at USC
Ian Book	360	15	24	Sept. 14, 2019 vs. New Mexico
Ian Book	336	29	53	Nov. 2, 2019 vs. Virginia Tech
Ian Book	312	16	30	Oct. 24, 2020 at Pittsburgh
Ian Book	310	22	39	Nov. 7, 2020 vs. Clemson

SINGLE-GAME OFFENSE

RUSHING

Rushing Attempts

91 vs. Navy, 1969 (597 yards)

Fewest Rushing Attempts

14 vs. USC, 2011 (41 yards)

14 at Georgia, 2019 (46 yards)

Rushing Yards

629 vs. Drake, 1931

Modern Record:

597 vs. Navy, 1969

Fewest Rushing Yards

-12 vs. Michigan State, 1965 (31 attempts)

Rushing Yards/Attempt

12.9 vs. Kalamazoo, 1923 (36 for 464 yards)

Modern Record:

10.1 at Boston College, 2017 (51 for 515 yards)

Rushing Touchdowns

27 vs. American Medical, 1905

Modern Record:

10 vs. Dartmouth, 1944

PASSING

Pass Attempts

63 vs. Purdue, 1967 (completed 29)

Fewest Pass Attempts

0 - many times

Modern Record:

1 vs. Iowa, 1945

Pass Completions

37 vs. Navy, 2009 (attempted 51)

Fewest Pass Completions

0 - many times

Modern Record:

0 vs. Iowa, 1945

Consecutive Pass Completions

25 vs. Syracuse, 2014

Completion Percentage (min. 20 attempts)

.857 vs. Hawai'i (Hawai'i Bowl), 2008 (24 of 28)

Passing Yards

526 vs. USC, 1970 (33 of 58)

Fewest Passing Yards

-7 vs. Iowa, 1948

Passes Intercepted

8 vs. Army, 1944

Consecutive Pass Attempts Without Interception

47 vs. Rutgers (Pinstripe Bowl), 2013

47 vs. BYU, 2004

Touchdown Passes

6 vs. BYU, 2005

6 vs. New Mexico, 2019

6 vs. Bowling Green, 2019

TOTAL OFFENSE

Total Offense Attempts

104 vs. Iowa, 1968 (587 yards)

104 vs. Pittsburgh, 2012 (522 yards)

Fewest Total Offense Attempts

31 vs. Pittsburgh, 1937 (87 yards)

Total Offense Yards

720 vs. Navy, 1969 (99 attempts)

Fewest Total Offense Yards

12 vs. Michigan State, 1965 (42 attempts)

Total Offense Average/Attempt

12.9 vs. Kalamazoo, 1923 (36 for 464)

Modern Record:

10.2 vs. Navy, 1949 (50 for 511)

SCORING

Points

142 vs. American Medical, 1905

Modern Record:

69 vs. Georgia Tech, 1977

69 vs. Pittsburgh, 1965

Touchdowns

27 vs. American Medical, 1905

Modern Record:

10 vs. Georgia Tech, 1977

10 vs. Pittsburgh, 1965

10 vs. Dartmouth, 1944

Extra Points

12 vs. Rose Poly, 1914

Modern Record:

9 vs. Georgia Tech, 1977



9 vs. Pittsburgh, 1965
9 vs. New Mexico, 2019

Two-Point Conversions

2 vs. USC, 1986
2 vs. Michigan State, 1964

Two-Point Conversion Attempts

4 vs. Pittsburgh, 1970
4 vs. Michigan State, 1964

Field Goals

5 vs. Rutgers (Pinstripe Bowl), 2013 (6 attempts)
5 vs. USC, 2012 (6 attempts)
5 vs. Washington, 2009 (5 attempts)
5 vs. Washington State, 2003 (6 attempts)
5 vs. Maryland, 2002 (5 attempts)
5 vs. Miami, 1990 (6 attempts)

Field Goal Attempts

7 vs. Texas, 1913

Modern Record

6 at USC, 2012 (made 5)
6 vs. Miami (Fla.), 1990 (made 5)
6 vs. Washington State, 2003 (made 5)

INTERCEPTIONS

Interceptions

7 vs. Northwestern, 1971 (185 yards)
7 vs. Wisconsin, 1943 (75 yards)

Interception Yards

185 vs. Northwestern, 1971 (7 returns)

Interception Touchdown Returns

2 vs. Miami (Fla.), 1979
2 vs. Northwestern, 1971
2 vs. USC, 1966

PUNT RETURNS

Punt Returns

13 vs. Wabash, 1924

Modern Record:

12 vs. Iowa, 1939

Punt Return Yards

231 vs. Pittsburgh, 1996 (6 returns)

Punt Return Yards/Attempt (min. 3)

38.5 vs. Pittsburgh, 1996 (6 for 231)

KICKOFF RETURNS

Kickoff Returns

9 vs. Iowa, 1956 (179 yards)
9 vs. Army, 1945 (137 yards)

Kickoff Return Yards

354 vs. Kalamazoo, 1922

Modern Record:

192 vs. Michigan, 1989 (3 returns)

Kickoff Return Yards/Attempt (min. 3)

64.0 vs. Michigan, 1989 (3 for 192)

FUMBLE RETURNS

Fumble Returns

2 vs. Virginia, 2019 (71 yards)
2 vs. Purdue, 2000 (58 yards)
2 vs. Navy, 2000 (46 yards)
2 vs. Vanderbilt, 1995 (15 yards)

Fumble Return Yards

96 vs. Michigan State, 1998 (1 return)

PUNTING

Punts

16 vs. Indiana, 1921

Modern Record:

16 vs. Army, 1941

Fewest Punts

0 – several times – last: vs. Army, 2016

Punting Average (min. 5)

59.6 vs. Vanderbilt (5 for 298), 2017

FIRST DOWNS

First Downs

36 vs. Army, 1974

Fewest First Downs

2 vs. Nebraska, 1917

Modern Record:

3 vs. Pittsburgh, 1937

Rushing First Downs

31 vs. Pittsburgh, 1993

Fewest Rushing First Downs

1 vs. Michigan, 2006
1 vs. Michigan State, 1965
1 vs. Minnesota, 1938
1 vs. Pittsburgh, 1937
1 vs. Nebraska, 1917

Passing First Downs

24 vs. Navy, 2009

Fewest Passing First Downs

0 – many times (most recent: vs. Pittsburgh, 1989)

Penalty First Downs

7 vs. Michigan State, 2013
7 vs. Georgia, 2017

PENALTIES

Penalties

20 vs. Beloit, 1926

Modern Record:

20 vs. Nebraska, 1948

Fewest Penalties

0 vs. Ohio State, 1935
0 vs. USC, 1981
0 vs. Miami, 1981
0 vs. LSU, 1997

Most Penalty Yards

175 vs. SMU, 1954

FUMBLES

Fumbles

10 vs. Northwestern, 1931

Modern Record:

10 vs. Oklahoma, 1952
10 vs. Purdue, 1952

Fumbles Lost

7 vs. Michigan State, 1952



SEASON OFFENSE

RUSHING

Rushing Attempts

684 - 1974 (3,119 yards in 11 games)

Rushing Attempts/Game

67.3 - 1973 (673 in 10 games)

Rushing Yards

3,503 - 2017 (559 attempts in 13 games)

Rushing Yards/Attempt

6.3 - 2017 (559 for 3,503 yards in 13 games)

Modern Record:

6.3 - 2017 (559 for 3,503 yards in 13 games)

Rushing Yards/Game

350.2 - 1973 (3,502 yards in 10 games)

Rushing Touchdowns (11 games)

42 - 1989

PASSING

Pass Attempts

481 - 2010 (completed 285 in 13 games)

Pass Attempts/Game

37.8 - 2005 (attempted 454 in 12 games)

Pass Completions

302 - 2011 (attempted 473 in 13 games)

Pass Completions/Game

25.1 - 2009 (301 in 12 games)

Completion Percentage

.673 - 2009 (301 of 447 attempts)

Passes Intercepted

22 - 1958

Lowest Pass Interception Percentage

.011 - 2009 (5 of 447 attempts)

Passing Yards

3,963 - 2005 (294 completions in 454 attempts)

Passing Yards/Game

330.3 - 2005 (3,963 in 12 games)

Passing Yards/Attempt (min. 125 attempts)

10.0 - 1993 (185 for 1,857 yards)

Passing Yards/Completion (min. 75 completions)

17.5 - 1964 (120 for 2,105 yards)

Touchdown Passes

37 - 2019

37 - 2006

TOTAL OFFENSE

Total Offense Attempts

947 - 2014 (5,784 yards)

Total Offense Attempts/Game

92.4 - 1970 (924 in 10 games — NCAA record)

Total Offense Yards

6,063 - 2015 (864 attempts)

Total Offense Yards/Game

510.5 - 1970 (5,105 in 10 games)

Total Offense Yards/Attempt

7.02 - 2015 (864 for 6.063 yards)

SCORING

Points

478 - 2019

Points/Game

55.6 - 1912 (389 in 7 games)

Modern Record:

37.6 - 1968 (376 in 10 games)

Touchdowns

61 - 2019

Touchdowns/Game

7.9 - 1912 (55 in 7 games)

Modern Record:

5.3 - 1949 (53 in 10 games)

Extra Points

61 - 2019

Extra Point Percentage

100.0 - 2020 (48 of 48)

100.0 - 2019 (61 of 61)

100.0 - 2017 (55 of 55)

100.0 - 2011 (47 of 47)

100.0 - 2013 (42 of 42)

100.0 - 1990 (41 of 41)

100.0 - 1987 (36 of 36)

100.0 - 1972 (34 of 34)

Two-Point Conversion Attempts

12 - 1964

Two-Point Conversions

3 - 1999, 1971, 1970, 1965, 1958

Field Goals

23 - 2012 (31 attempts)

Consecutive Game With a Field Goal

16 - from 2001-02

Safeties

2 - 2002, 1989, 1987, 1983, 1979, 1973, 1959, 1958, 1954, 1949

INTERCEPTIONS

Interceptions

29 - 1977 (374 yards)

Interception Yards

497 - 1966 (26 returns)

Interception Yards/Return (min. 10 returns)

21.8 - 1998 (12 for 261)

Interception Touchdown Returns

4 - 2002, 1966

FUMBLES

Most Opponent Fumbles

51 - 1952

Most Opponent Fumbles Lost

28 - 1952

PUNT RETURNS

Punt Returns

66 - 1921

**Modern Record:**

58 - 1939 (617 yards)

Punt Return Yards

617 - 1939 (58 returns)

Punt Return Yards/Game

68.6 - 1939 (617 in 9 games)

Punt Return Yards/Attempt

18.7 - 1965 (25 for 468)

Punt Return Touchdowns

5 - 1996

KICKOFF RETURNS**Kickoff Returns**

58 - 2007 (1,142 yards)

Kickoff Return Yards

1,281 - 2011 (56 returns)

Kickoff Return Yards/Game

117.4 - 1956 (1,174 in 10 games)

Kickoff Return Yards/Attempt

32.2 - 1922 (36 for 1,160 yards)

Modern Record:

27.6 - 1957 (25 for 689 yards)

Kickoff Return Touchdowns

5 - 1922

FUMBLE RETURNS**Fumble Returns**

5 - 1996 (72 yards)

5 - 2019 (104 yards)

Fumble Return Yards

122 - 2003 (4 returns)

Fumble Return Touchdowns

3 - 2019

PUNTING**Punts**

90 - 1934

Modern Record:

85 - 1941, 1939

Fewest Punts

3 - 1968

Punting Average

45.4 - 2006 (50 for 2,272 yards)

FIRST DOWNS**First Downs**

314 - 2005

First Downs/Game

29.2 - 1968 (292 in 10 games)

Rushing First Downs

193 - 1989

Passing First Downs

169 - 2005

Penalty First Downs

30 - 2020

PENALTIES**Penalties**

101 - 1926

Modern Record:

98 - 1952 (933 yards)

Fewest Penalties

29 (933 in 10 games) 1939, 1937

Penalty Yards/Game

93.3 (933 in 10 games) - 1952

Fewest Penalty Yards

225 - 1939

Fewest Penalty Yards/Game

25.0 (225 in 9 games) - 1937

FUMBLES**Fumbles**

57 - 1952

Fewest Fumbles

7 - 2013

Fumbles Lost

29 - 1952

Fewest Fumbles Lost

4 - 2013, 2000

SINGLE-GAME DEFENSE**RUSH DEFENSE****Fewest Rushing Attempts**

8 by Kalamazoo, 1923

Modern Record:

15 by Pittsburgh (15 yards), 1968

Fewest Rushing Yards

-51 by Wisconsin (28 attempts), 1964

Most Rushing Yards Lost

141 by USC (43 attempts), 1961

Fewest Rushing Yards/Attempt

-1.8 by Wisconsin (28 for -51), 1964

PASS DEFENSE**Fewest Pass Attempts**

0 by Carnegie Tech, 1925; Saint Louis, 1922

Modern Record:

1 by Georgia Tech, 1976

Fewest Pass Completions

0 many times - last: Georgia Tech, 1976

Fewest Passing Yards

0 many times - last: Georgia Tech, 1976

TOTAL DEFENSE**Fewest Total Offense Yards**

-17 by Saint Louis, 1922

Modern Record:

2 by Carnegie Tech, 1941

FIRST DOWNS**Fewest First Downs**

0 by Wabash, 1924; Kalamazoo, 1923; Saint Louis, 1922; Michigan State, 1921

**Modern Record:**

1 by USC, 1950; Carnegie Tech, 1941

FUMBLES**Most Fumbles**

11 by Purdue, 1952

Most Fumbles Lost

8 by Purdue, 1952

SEASON DEFENSE**RUSH DEFENSE****Fewest Rushing Attempts Allowed/Game**

29.2 - 1920 (263 in 9 games)

Modern Record:

29.5 - 2020 (354 in 12 games)

Fewest Rushing Yards Allowed

495 - 1921

Modern Record:

611 - 1941 (340 attempts)

Fewest Rushing Yards Allowed/Game

45.0 - 1921 (495 in 11 games)

Modern Record:

67.9 - 1941 (611 in 9 games)

Fewest Rushing Yards/Attempt

1.4 - 1921 (365 for 495 yards)

Modern Record:

1.8 - 1941 (340 for 611 yards)

Rushing Yards Lost by Opponent

578 - 1949

PASS DEFENSE**Fewest Pass Attempts Allowed/Game**

6.9 - 1925 (69 in 10 games)

Modern Record:

9.7 - 1937 (87 in 9 games)

Fewest Pass Completions Allowed/Game

1.6 - 1924 (14 in 9 games)

Modern Record:

3.0 - 1937 (27 in 9 games)

Lowest Completion Percentage

.215 - 1924 (14 of 65)

Modern Record:

.306 - 1938 (41 of 134)

Fewest Passing Yards Allowed/Game

15.6 - 1924 (140 in 9 games)

Modern Record:

49.4 - 1938 (445 in 9 games)

Fewest Touchdown Passes Allowed

0 - 1931, 1924, 1922, 1921

Modern Record:

1 - 1946, 1940

Most Quarterback Sacks

41 - 1996

TOTAL DEFENSE**Fewest Total Offense Attempts Allowed/Game**

37.1 - 1924

Modern Record:

46.1 - 1937

Fewest Total Offense Yards

651 - 1924

Modern Record:

1,275 - 1946

Fewest Total Offense Yards Allowed/Game

72.3 - 1924 (651 in 9 games)

Modern Record:

141.7 - 1946 (1275 in 9 games)

Fewest Total Offense Yards/Attempt

1.8 - 1921 (468 for 843 yards)

Modern Record:

2.7 - 1941 (481 for 1,283 yards)

SCORING**Fewest Points Allowed**

0 - 1903 (9 games)

Modern Record:

24 - 1946 (9 games)

PUNT RETURNS**Fewest Punt Returns**

5 - 1968 (52 yards)

Fewest Punt Return Yards

44 - 2020

Fewest Punt Return Yards/Attempt

3.7 - 2020 (12 for 44 yards)

PUNTING**Most Opponent Punts**

119 - 1921

Modern Record:

98 - 1939

Most Opponent Punts Blocked

7 - 1933, 1932

Modern Record:

4 - 2000, 1949, 1938

FIRST DOWNS**Fewest First Downs Allowed**

42 - 1924

Modern Record:

61 - 1937

Fewest Rushing First Downs Allowed

27 - 1932, 1923

Modern Record:

40 - 1946

Fewest Passing First Downs Allowed

8 - 1924

Modern Record:

14 - 1937



MISCELLANEOUS

Win-Loss Record (includes bowl games)

	Won*	Lost*	Tied	Pct.*
Home	506	126	13	.795
Away	324	164	24	.656
Neutral	109	38	5	.734
Total	939	329	42	.733

* Includes 21 victories and one loss from 2012 (12 wins, one loss) and 2013 (nine wins) seasons later vacated by NCAA discretionary penalty.

Consecutive Wins

23 - Sept. 10, 1988 to Nov. 25, 1989

Consecutive Games Without Defeat

39 - (37 wins, 2 ties) Sept. 28, 1946 to Oct. 30, 1950

27 - (24 wins, 3 ties) Nov. 12, 1910 to Oct. 17, 1914

26 - (25 wins, 1 tie) Oct. 5, 1929 to Nov. 21, 1931

Consecutive Losses

8 - Oct. 1, 1960 to Nov. 19, 1960

Consecutive Home Wins

40 - Nov. 9, 1907 to Nov. 9, 1918 (Great Lakes ended with 7-7 tie)

Consecutive Notre Dame Stadium Wins

28 - Nov. 21, 1942 to Oct. 7, 1950 (Purdue ended with 28-14 victory)

Consecutive Games Without Home Defeat

93 - Oct. 28, 1905 to Nov. 17, 1928 (90 wins, 3 ties) (Carnegie Tech ended with 27-7 victory)

Consecutive Games Scoring

157 - Nov. 15, 2008-present (started with a 27-21 win over Navy following a 17-0 loss at Boston College on Nov. 8, 2011)

Consecutive Shutouts

9 - 1903

Consecutive Quarters Opponents Held Without a TD

23 - (1st quarter Oct. 18, 1980 vs. Army through 3rd quarter Nov. 22, 1980 vs. Air Force)

Consecutive Games Shut Out by Opponents

4 - Oct. 21, 1933 to Nov. 11, 1933

Consecutive Capacity Notre Dame Stadium Crowds

273 - Sept. 27, 1974 through Nov. 2, 2019

(ended on Nov. 16, 2019 vs. Navy)

MOST POINTS SCORED

(game divided into quarters in 1910)

First Half

111 vs. American Medical, 1905

Modern Record:

49 vs. Pittsburgh, 1968

Second Half

64 vs. St. Viator, 1912

Modern Record:

41 vs. Navy, 1993

First Quarter

35 vs. Kalamazoo, 1921

Modern Record:

32 vs. Tulane, 1947

Second Quarter

40 vs. Pittsburgh, 1996

Third Quarter

32 vs. St. Viator, 1912

Modern Record:

28 vs. Rutgers, 2002

Fourth Quarter

32 vs. St. Viator, 1912

Modern Record:

28 vs. Illinois, 1941

OPP. INDIVIDUAL GAME RUSHING

Rushing Attempts

44 - Charles White, USC, 1979 (261 yards)

Rushing Yards

303 - Tony Dorsett, Pittsburgh, 1975 (23 attempts)

Longest Rush

89 - Leonard Fournette, LSU, 2014

PASSING

Pass Attempts

68 - Steve Smith, Stanford, 1989 (completed 39)

Pass Completions

39 - Steve Smith, Stanford, 1989 (attempted 68)

Passing Yards

425 - Carson Palmer, USC, 2002 (32-of-46 attempts)

Touchdown Passes

6 - Cody Kessler, USC, 2014

RECEIVING

Pass Receptions

14 - Robert Lavette, Georgia Tech, 1981 (50 yards)

14 - John Jackson, USC, 1989 (200 yards)

14 - Jim Price, Stanford, 1989 (98 yards)

Pass Reception Yards

238 - Selwyn Lymon, Purdue, 2006 (8 receptions)

Touchdown Receptions

3 - DeVonta Smith, Alabama, 2020 (CFP Semifinal at the Rose Bowl)

3 - Jeremy Gallon, Michigan, 2013

3 - Dwayne Jarrett, USC, 2006

3 - Mario Manningham, Michigan, 2006

3 - Pat Fitzgerald, Texas, 1995

3 - Andy Hamilton, LSU, 1971

Longest Pass

97 - Kyle Orton to Taylor Stubblefield, Purdue, 2004

TOTAL OFFENSE

Total Offense Attempts

69 - Steve Smith, Stanford, 1989 (289 yards)

Total Offense Yards

502 - Denard Robinson, Michigan, 2010 (68 attempts)

SCORING

Points

36 - Anthony Davis, USC, 1972 (6 TDs)

Touchdowns

6 - Anthony Davis, USC, 1972

Extra Points (modern)

7 - Zane Gonzalez, Arizona State, 2014

7 - Andre Heidari, USC, 2014



Field Goals

5 - Nate Whitaker, Stanford, 2010
 5 - Conor Lee, Pittsburgh, 2008
 5 - Massimo Manca, Penn State, 1985
 5 - Arden Czyzewski, Florida, 1991 (Sugar Bowl)

Longest Field Goal

60 - Don Shafer, USC, 1986

RETURNS

Interceptions

4 - Adrian Young, USC, 1967

Longest Interception

100 - Jeff Ford, Georgia Tech, 1969

Longest Punt Return

80 - Jerry Mauren, Iowa, 1959

Longest Kickoff Return

100 - Leonard Fournette, LSU, 2014
 100 - Jerome Brooks, Purdue, 2004
 100 - Anthony Davis, USC, 1974
 100 - Joe Williams, Iowa, 1961
 100 - Frank Riepl, Penn, 1955

Longest Fumble Return

98 - Divine Deablo, Virginia Tech, 2019

Longest Blocked Field Goal Return

85 - Floyd Miller, Tennessee, 1991

PUNTING

Punts

18 - Joe Mihm, Carnegie Tech, 1934
 18 - Paul Dobson, Nebraska, 1918

Punting Average (min. 5 punts)

52.8 - Bob Huston (5 for 264 yards), Drake, 1937

Longest Punt

83 - Verl Lillywhite, USC, 1946

LONGEST PLAYS

RUSHING

Player (Opponent, Year)	Yards
Josh Adams (Wake Forest, 2015)	98
Dexter Williams (Virginia Tech, 2018)	97
Chris Tyree (Syracuse, 2020)	94
Bob Livingstone (USC, 1947)	92
C.J. Prosise (Georgia Tech, 2015)	91
Larry Coutre (Navy, 1949)	91
Joe Heap (SMU, 1954)	89
Ulric Ruell (Ohio Northern, 1908)	85
Alvin Berger (St. Louis, 1912)	85
Paul McDonald (St. Vincent's, 1907)	85
Jack McCarthy (Drake, 1937)	85
Bob Kelly (Pittsburgh, 1944)	85
Eric Penick (USC, 1973)	85
Tony Jones Jr. (Iowa State, 2019)	84
Lou Zontini (Minnesota, 1938)	84
Josh Adams (USC, 2017)	84
Emil Sitko (Illinois, 1946)	83*
Corwin Clatt (Great Lakes, 1942)	81
Larry Coutre (Tulane, 1949)	81
Robert Farmer (Boston College, 1996)	81

PASS PLAYS

Passer-Receiver (Opponent-Year)	Yards
Blair Kiel-Joe Howard (Georgia Tech, 1981)	96

Dayne Crist-Kyle Rudolph (Michigan, 2010)	95
John Huarte-Nick Eddy (Pittsburgh, 1964)	91
Jimmy Clausen-Michael Floyd (Nevada, 2009)	88
Brady Quinn-Maurice Stovall (Purdue, 2003)	85
Steve Beuerlein-Tim Brown (SMU, 1986)	84
Terry Hanratty-Jim Seymour (Purdue, 1966)	84
Brandon Wimbush-Kevin Stepherson (Stanford, 2017)	83
Rick Mirer-Tony Smith (Air Force, 1991)	83
Tommy Rees- (Purdue, 2014)	82
DeShone Kizer-Will Fuller (Ohio State, 2015)	81 ⁸
Tommy Rees-TJ Jones (Pittsburgh, 2013)	80
Dayne Crist-Michael Floyd (Western Michigan, 2010)	80
Brady Quinn-Jeff Samardzija (Stanford, 2005)	80
Paul Failla-Derrick Mayes (Stanford, 1993)	80
Joe Montana-Ted Burgmeier (North Carolina, 1975)	80
DeShone Kizer-Equanimeous St. Brown (Syracuse, 2016)	79
Everett Golson-C.J. Prosise (Navy, 2014)	78
Joe Theismann-Mike Creaney (Pittsburgh, 1970)	78
Jimmy Clausen-Golden Tate (Stanford, 2009)	78
Paul Hornung-Jim Morse (USC, 1955)	78
Jimmy Clausen-Golden Tate (Washington, 2009)	77
Steve Beuerlein-Tim Brown (Navy, 1986)	77
Ian Book-Kyren Williams (Duke, 2020)	75*
Brandon Wimbush-Equanimeous St. Brown (Stanford, 2017)	75
DeShone Kizer-Will Fuller (USC, 2015)	75
Everett Golson-Will Fuller (Rice, 2014)	75
Rusty Lisch-Tony Hunter (Air Force, 1979)	75
Harry Stuhldreher-Jim Crowley (Nebraska, 1924)	75
Bob Williams-Gary Myers (Navy, 1958)	75
Steve Beuerlein-Reggie Ward (Missouri, 1984)	74
George Izo-Aubrey Lewis (Pittsburgh, 1957)	74
John Huarte-Nick Eddy (Navy, 1964)	74
Ian Book-Ben Skowronek (Pittsburgh, 2020)	73
DeShone Kizer-Will Fuller (Stanford, 2015)	73
Everett Golson-Will Fuller (Syracuse, 2014)	72
George Izo-Red Mack (Pittsburgh, 1958)	72*

INTERCEPTIONS

Player (Opponent-Year)	Yards
Jack Elder (Army, 1929)	100
Luther Bradley (Purdue, 1975)	99
Nick Rassas (Northwestern, 1965)	92
Jack Elder (Drake, 1927)	90
Bobbie Howard (LSU, 1998)	89
Dave Duerson (Miami, 1981)	88
Steve Juzwik (Army, 1940)	85
Mike Swistowicz (North Carolina, 1949)	84
Tom Zbikowski (BYU, 2005)	83
Robert Blanton (Michigan State, 2011)	82*
Art Parisien (Minnesota, 1925)	82*
Wally Fromhart (USC, 1935)	82*
Tom Carter (Tennessee, 1991)	79
Elmer Layden (Stanford, 1924)	78 ⁴
Allen Rossum (Washington, 1995)	76
Lou Loncaric (North Carolina, 1955)	75

KICKOFF RETURNS

Player (Opponent-Year)	Yards
Alfred Bergman (Loyola, Chicago, 1911)	1105
Julius Jones (Nebraska, 2000)	100
Clint Johnson (Stanford, 1993)	100
Joe Savoldi (SMU, 1930)	100
Allen Rossum (Purdue, 1996)	99
Greg Bell (Miami, 1981)	98
George Melinkovich (Northwestern, 1932)	98
Arthur Bergman (Nebraska, 1919)	97
Terry Brennan (Army, 1947)	97
George Atkinson III (USC, 2011)	96
Armando Allen (Hawai'i, 2008)	96 ⁶
Tim Brown (LSU, 1986)	96
Vontez Duff (Purdue, 2001)	96

Nick Eddy (Purdue, 1966)	96
Tim Brown (Air Force, 1986)	95
Dom Callicrate (Olivet, 1907)	95
Paul Castner (Kalamazoo, 1922)	95
Don Miller (St. Louis, 1922)	95
Bill Cerney (DePauw, 1922)	95
Paul Hornung (USC, 1956)	95
Angus McDonald (Albion, 1898)	95

! Playing field was 110 yards long in 1911. Bergman received the kickoff on his own goal line and was downed on Loyola's 5-yard line.

FUMBLE RETURNS

Player (Opponent-Year)	Yards
Frank Shaughnessy (Kansas, 1904)	107
Stephon Tuitt (Navy, 2012)	77
Tom Zbikowski (Michigan State, 2004)	75
Gerome Sapp (Purdue, 2002)	54
Myron Tagovailoa-Amosa (Virginia, 2019)	48
Garron Bible (Stanford, 2003)	48

PUNTS

Player (Opponent-Year)	Yards
Bill Shakespeare (Pittsburgh, 1935)	86
Elmer Layden (Stanford, 1924)	80 ⁴
Hunter Smith (Arizona State, 1998)	79
Craig Hentrich (Colorado, 1990)	77 ⁵
Bill Shakespeare (Navy, 1935)	75
Ed DeGree (Nebraska, 1922)	74
Bill Shakespeare (Pittsburgh, 1934)	72
Nick Pietrosante (Navy, 1957)	72
Tyler Newsome (Michigan State, 2016)	71
Elmer Layden (Wabash, 1924)	71
Jim Yoder (Texas, 1970)	71 ¹

FIELD GOALS

Player (Opponent-Year)	Yards
Kyle Brindza (Arizona State, 2013)	53
Dave Reeve (Pittsburgh, 1976)	53
Jonathan Doerer (USC, 2019)	52
Justin Yoon (Navy, 2015)	52
Kyle Brindza (USC, 2012)	52
David Ruffer (Maryland, 2011)	52
Jonathan Doerer (Clemson, 2020)	51 ¹¹
Jonathan Doerer (Iowa State, 2019)	51 ¹⁰
Kyle Brindza (BYU, 2013)	51
Kyle Brindza (Air Force, 2013)	51
Nicholas Setta (Maryland, 2002)	51
John Carney (SMU, 1984)	51 ³
Harry Oliver (Michigan, 1980)	51
Dave Reeve (Michigan State, 1977)	51
David Ruffer (Miami, Fla., 2010)	50
David Ruffer (Pittsburgh, 2010)	50
D.J. Fitzpatrick (Syracuse, 2003)	50
Harry Oliver (Georgia, 1980)	50 ²
Harry Oliver (Navy, 1980)	50
Justin Yoon (LSU, 2017)	49 ⁹
Kyle Brindza (Rutgers, 2013)	49 ⁷
Ted Gradel (Alabama, 1987)	49
John Carney (Purdue, 1986)	49
Mike Johnston (South Carolina, 1983)	49
Harry Oliver (Army, 1980)	49
Chuck Male (Michigan State, 1979)	49
Joe Perkowski (USC, 1961)	49

PUNT RETURNS

Player (Opponent-Year)	Yards
Ricky Watters (SMU, 1989)	97
M. Harry (Red) Miller (Olivet, 1909)	95*
Chet Grant (Case Tech, 1916)	95
Joe Heap (USC, 1953)	94
Joe Heap (Pittsburgh, 1952)	92

Golden Tate (Pittsburgh, 2009)	87
John Lattner (Iowa, 1952)	86
Lancaster Smith (Pittsburgh, 1948)	85
Joey Getherall (Nebraska, 2000)	83
Allen Rossum (Pittsburgh, 1996)	83
Bob Scarpitto (USC, 1958)	82*
Ricky Watters (Michigan, 1988)	81

- *Did not score
- ¹Cotton Bowl
- ²Sugar Bowl
- ³Aloha Bowl
- ⁴Rose Bowl
- ⁵Orange Bowl
- ⁶Hawai'i Bowl
- ⁷Pinstripe Bowl
- ⁸Fiesta Bowl
- ⁹Citrus Bowl
- ¹⁰Camping World Bowl
- ¹¹ACC Championship

YEAR-BY-YEAR LEADERS

RUSHING

Year	Player	Rushes	Yards	TD
1918	George Gipp	98	541	6
1919	George Gipp	106	729	7
1920	George Gipp	102	827	8
1921	John Mohardt	136	781	10
1922	Jim Crowley	75	566	5
1923	Don Miller	89	698	9
1924	Don Miller	107	763	5
1925	Christie Flanagan	99	556	7
1926	Christie Flanagan	68	535	4
1927	Christie Flanagan	118	731	4
1928	Jack Chevigny	120	539	3
1929	Joe Savoldi	112	597	6
1930	Marchy Schwartz	124	927	9
1931	Marchy Schwartz	146	692	5
1932	George Melinkovich	88	503	6
1933	Nick Lukats	107	339	2
1934	George Melinkovich	73	324	6
1935	Bill Shakespeare	104	374	3
1936	Bob Wilke	132	434	6
1937	Bunny McCormick	91	347	0
1938	Bob Saggau	60	353	2
1939	Milt Piepul	82	414	6
1940	Steve Juzwik	71	407	4
1941	Fred Evans	141	490	9
1942	Corwin Clatt	138	698	4
1943	Creighton Miller	151	911	9
1944	Bob Kelly	136	681	8
1945	Elmer Angsman	87	616	6
1946	Emil Sitko	53	346	3
1947	Emil Sitko	60	426	4
1948	Emil Sitko	129	742	9
1949	Emil Sitko	120	712	9
1950	Jack Landry	109	491	2
1951	Neil Worden	181	676	9
1952	John Lattner	148	732	3
1953	Neil Worden	145	859	11
1954	Don Schaefer	141	766	3
1955	Don Schaefer	145	638	3
1956	Paul Hornung	94	420	6
1957	Nick Pietrosante	90	449	2
1958	Nick Pietrosante	117	549	4



Year	Player	Rushes	Yards	TD
1959	Gerry Gray	50	256	3
1960	Angelo Dabiero	80	325	2
1961	Angelo Dabiero	92	637	2
1962	Don Hogan	90	454	3
1963	Joe Kantor	88	330	1
1964	Bill Wolski	136	657	9
1965	Nick Eddy	115	582	4
1966	Nick Eddy	78	553	8
1967	Jeff Zimmerman	133	591	8
1968	Bob Gladieux	152	713	14
1969	Denny Allan	148	612	9
1970	Ed Gulyas	118	534	3
1971	Bob Minnix	78	337	5
1972	Eric Penick	124	726	5
1973	Wayne Bullock	162	752	11
1974	Wayne Bullock	203	855	12
1975	Jerome Heavens	129	756	5
1976	Al Hunter	233	1,058	12
1977	Jerome Heavens	229	994	6
1978	Vagas Ferguson	211	1,192	7
1979	Vagas Ferguson	*301	*1,437	*17
1980	Jim Stone	192	908	7
1981	Phil Carter	165	727	6
1982	Phil Carter	179	715	2
1983	Allen Pinkett	252	1,394	16
1984	Allen Pinkett	275	1,105	*17
1985	Allen Pinkett	255	1,100	11
1986	Mark Green	96	406	2
1987	Mark Green	146	861	6
1988	Tony Rice	121	700	9
1989	Tony Rice	174	884	7
1990	Rodney Culver	150	710	5
1991	Jerome Bettis	168	972	10
1992	Reggie Brooks	167	1,343	13
1993	Lee Becton	164	1,044	6
1994	Randy Kinder	119	702	4
1995	Randy Kinder	143	809	9
1996	Autry Denson	202	1,179	8
1997	Autry Denson	264	1,268	12
1998	Autry Denson	251	1,176	15
1999	Tony Fisher	156	783	5
2000	Julius Jones	162	657	3
2001	Julius Jones	168	718	7
2002	Ryan Grant	261	1,085	9
2003	Julius Jones	229	1,341	10
2004	Darius Walker	185	786	7
2005	Darius Walker	253	1,196	9
2006	Darius Walker	255	1,267	7
2007	James Aldridge	121	463	0
2008	Armando Allen	134	585	3
2009	Armando Allen	142	697	3
2010	Cierre Wood	119	603	3
2011	Cierre Wood	217	1102	9
2012	Theo Riddick	190	917	5
2013	Cam McDaniel	152	705	3
2014	Tarean Folston	175	889	6
2015	C.J. Prosis	156	1,032	11
2016	Josh Adams	158	933	5
2017	Josh Adams	206	1,430	9
2018	Dexter Williams	158	995	12
2019	Tony Jones Jr.	144	857	6
2020	Kyren Williams	211	1,125	13

PASSING

Year	Player	Att	Comp.	Yds	TD
1918	George Gipp	45	19	293	1
1919	George Gipp	72	41	727	3
1920	George Gipp	62	30	709	3
1921	John Mohardt	98	53	995	9
1922	Jim Crowley	21	10	154	1

Year	Player	Att	Comp.	Yds	TD
1923	Jim Crowley	36	13	154	1
1924	Harry Stuhldreher	33	25	471	4
1925	Harry O'Boyle	21	7	107	0
1926	Christie Flanagan	29	12	207	0
1927	John Niemiec	33	14	187	0
1928	John Niemiec	108	37	456	3
1929	Jack Elder	25	8	187	1
1930	Marchy Schwartz	56	17	319	3
1931	Marchy Schwartz	51	9	174	3
1932	Nick Lukats	28	13	252	2
1933	Nick Lukats	67	21	329	0
1934	Bill Shakespeare	29	9	230	2
1935	Bill Shakespeare	66	19	267	3
1936	Bob Wilke	52	19	365	2
1937	Jack McCarthy	53	16	225	3
1938	Bob Saggau	28	8	179	3
1939	Harry Stevenson	50	14	236	1
1940	Bob Saggau	60	21	483	4
1941	Angelo Bertelli	123	70	1,027	8
1942	Angelo Bertelli	159	72	1,039	10
1943	Johnny Lujack	71	34	525	4
1944	Frank Dancewicz	163	68	989	9
1945	Frank Dancewicz	90	30	489	5
1946	Johnny Lujack	100	49	778	6
1947	Johnny Lujack	109	61	777	9
1948	Frank Tripuka	91	53	660	11
1949	Bob Williams	147	83	1,374	16
1950	Bob Williams	210	99	1,035	10
1951	John Mazur	110	48	645	5
1952	Ralph Guglielmi	143	62	725	4
1953	Ralph Guglielmi	113	52	792	8
1954	Ralph Guglielmi	127	68	1,162	6
1955	Paul Hornung	103	46	743	9
1956	Paul Hornung	111	59	917	3
1957	Bob Williams	106	53	565	3
1958	George Izo	118	68	1,067	9
1959	George Izo	95	44	661	6
1960	George Haffner	108	30	548	3
1961	Frank Budka	95	40	636	3
1962	Daryle Lamonica	128	64	821	6
1963	Frank Budka	40	21	239	4
1964	John Huarte	205	114	2,062	16
1965	Bill Zloch	88	36	558	3
1966	Terry Hanratty	147	78	1,247	8
1967	Terry Hanratty	206	110	1,439	9
1968	Terry Hanratty	197	116	1,466	10
1969	Joe Theismann	192	108	1,531	13
1970	Joe Theismann	268	155	2,429	16
1971	Cliff Brown	111	56	669	4
1972	Tom Clements	162	83	1,163	8
1973	Tom Clements	113	60	882	8
1974	Tom Clements	215	122	1,549	8
1975	Rick Slager	139	66	686	2
1976	Rick Slager	172	86	1,281	11
1977	Joe Montana	189	99	1,604	11
1978	Joe Montana	260	141	2,010	10
1979	Rusty Lisch	208	108	1,781	4
1980	Blair Kiel	124	48	531	0
1981	Blair Kiel	151	67	936	7
1982	Blair Kiel	219	118	1,273	3
1983	Steve Beuerlein	145	75	1,061	4
1984	Steve Beuerlein	232	140	1,920	7
1985	Steve Beuerlein	214	107	1,335	3
1986	Steve Beuerlein	259	151	2,211	13
1987	Tony Rice	82	35	663	1
1988	Tony Rice	138	70	1,176	8
1989	Tony Rice	137	68	1,122	2
1990	Rick Mirer	200	110	1,824	8
1991	Rick Mirer	234	132	2,117	18



Year	Player	Att	Comp.	Yds	TD
1992	Rick Mirer	234	120	1,876	15
1993	Kevin McDougal	159	98	1,541	7
1994	Ron Powlus	222	119	1,729	19
1995	Ron Powlus	217	124	1,853	12
1996	Ron Powlus	232	133	1,942	12
1997	Ron Powlus	298	182	2,078	9
1998	Jarious Jackson	188	104	1,740	13
1999	Jarious Jackson	316	184	2,753	17
2000	Matt LoVecchio	125	73	980	11
2001	Carlyle Holiday	144	73	784	3
2002	Carlyle Holiday	257	129	1,788	10
2003	Brady Quinn	411	195	2,149	9
2004	Brady Quinn	353	191	2,586	17
2005	Brady Quinn	450	*292	*3,919	32
2006	Brady Quinn	*467	289	3,426	*37
2007	Jimmy Clausen	245	138	1,254	7
2008	Jimmy Clausen	440	268	3,172	25
2009	Jimmy Clausen	425	289	3,722	28
2010	Dayne Crist	294	174	2,033	15
2011	Tommy Rees	411	269	2,871	20
2012	Everett Golson	318	187	2,405	12
2013	Tommy Rees	414	224	3,257	27
2014	Everett Golson	427	256	3,445	29
2015	DeShone Kizer	335	211	2,884	21
2016	DeShone Kizer	361	212	2,925	26
2017	Brandon Wimbush	275	136	1,870	16
2018	Ian Book	314	214	2,628	19
2019	Ian Book	399	240	3,034	34
2020	Ian Book	353	228	2,830	15

RECEIVING

Years	Player	Catches	Yards	TD
1918	Bernie Kirk	7	102	1
1919	Bernie Kirk	21	372	2
1920	Eddie Anderson	17	293	3
1921	Eddie Anderson	26	394	2
1922	Don Miller	6	144	1
1923	Don Miller	9	149	1
1924	Don Miller	16	297	2
1925	Gene Edwards	4	28	0
1926	Ike Voedisch	6	95	0
1927	John Colrick	11	126	1
1928	John Colrick	18	199	2
1929	John Colrick	4	90	0
1930	Ed Kosky	4	76	1
1931	Paul Host	6	48	2
1932	George Melinkovich	7	106	1
1933	Steve Banas	6	59	0
1934	Dom Vairo	4	135	2
1935	Wally Fromhart	11	174	1
1936	Joe O'Neill	8	140	1
1937	Andy Puplis	5	86	1
1938	Earl Brown	6	192	4
1939	Bud Kerr	6	129	0
1940	Bob Hargrave	9	98	1
1941	Steve Juzwik	18	307	2
1942	Bob Livingstone	17	272	3
1943	John Yonakor	15	323	4
1944	Bob Kelly	18	283	5
1945	Bob Skoglund	9	100	1
1946	Terry Brennan	10	154	2
1947	Terry Brennan	16	181	4
1948	Leon Hart	16	231	4
1949	Leon Hart	19	257	5
1950	Jim Mutscheller	35	426	7
1951	Jim Mutscheller	20	305	2
1952	Joe Heap	29	437	2
1953	Joe Heap	22	335	5
1954	Joe Heap	18	369	0

Years	Player	Catches	Yards	TD
1955	Jim Morse	17	424	3
1956	Jim Morse	20	442	1
1957	Dick Lynch	13	128	0
1958	Monty Stickles	20	328	7
1959	Bob Scarpitto	15	297	4
1960	Les Traver	14	225	0
1961	Les Traver	17	349	2
1962	Jim Kelly	41	523	4
1963	Jim Kelly	18	264	2
1964	Jack Snow	60	1,114	9
1965	Nick Eddy	13	233	2
1966	Jim Seymour	48	862	8
1967	Jim Seymour	37	515	4
1968	Jim Seymour	53	736	4
1969	Thom Gatewood	47	743	8
1970	Thom Gatewood	77	1,123	7
1971	Thom Gatewood	33	417	4
1972	Willie Townsend	25	369	4
1973	Pete Demmerle	26	404	5
1974	Pete Demmerle	43	667	6
1975	Ken MacAfee	26	333	5
1976	Ken MacAfee	34	483	3
1977	Ken MacAfee	54	797	6
1978	Kris Haines	32	699	5
1979	Dean Masztak	28	428	2
1980	Tony Hunter	23	303	1
1981	Tony Hunter	28	387	2
1982	Tony Hunter	42	507	0
1983	Allen Pinkett	28	288	2
1984	Mark Bavaro	32	395	1
1985	Tim Brown	25	397	3
1986	Tim Brown	45	910	5
1987	Tim Brown	39	846	3
1988	Rickey Watters	15	286	2
1989	Raghib Ismail	27	535	0
1990	Raghib Ismail	32	699	2
1991	Tony Smith	42	789	4
1992	Lake Dawson	25	462	1
1993	Lake Dawson	25	395	2
1994	Derrick Mayes	47	847	11
1995	Derrick Mayes	48	881	6
1996	Pete Chryplewicz	27	331	4
1997	Bobby Brown	45	543	6
1998	Malcolm Johnson	43	642	6
1999	Bobby Brown	36	608	5
2000	David Givens	25	310	2
2001	Javin Hunter	37	387	1
2002	Arnaz Battle	58	786	5
2003	Rhema McKnight	47	600	3
2004	Rhema McKnight	42	610	3
2005	Jeff Samardzija	77	1,249	*15
2006	Jeff Samardzija	78	1,017	12
2007	John Carlson	40	372	3
2008	Golden Tate	58	1,080	10
2009	Golden Tate	93	*1,496	*15
2010	Michael Floyd	79	1,025	12
2011	Michael Floyd	*100	1,147	9
2012	Tyler Eifert	50	685	4
	TJ Jones	50	649	4
2013	TJ Jones	70	1,108	9
2014	Will Fuller	76	1,094	*15
2015	Will Fuller	62	1,258	14
2016	Equanimeous St. Brown	58	961	9
2017	Equanimeous St. Brown	33	515	4
2018	Miles Boykin	59	872	8
2019	Chase Claypool	66	1,037	13
2020	Javon McKinley	42	717	3

SCORING

Year	Player	TD	XPts	FG	Pts
1918	George Gipp	6	7	0	43
1919	George Gipp	7	4	1	49
1920	George Gipp	8	16	0	64
1921	John Mohardt	12	0	0	72
1922	Paul Castner	8	10	2	64
1923	Don Miller	10	0	0	60
	Red Maher	10	0	0	60
1924	Jim Crowley	9	17	0	71
1925	Christie Flanagan	7	3	0	45
1926	Bucky Dahman	6	5	0	41
1927	John Niemiec	4	7	0	31
1928	Jack Chevigny	3	0	0	18
1929	Jack Elder	7	0	0	42
1930	Marchy Schwartz	9	0	0	54
1931	Marchy Schwartz	5	0	0	30
1932	George Melinkovich	8	0	0	48
1933	Nick Lukats	2	0	0	12
1934	George Melinkovich	6	0	0	36
1935	Bill Shakespeare	4	0	0	24
1936	Bob Wilke	6	0	0	36
1937	Andy Puplis	3	6	0	24
1938	Benny Sheridan	4	0	0	24
	Earl Brown	4	0	0	24
1939	Milt Piepul	6	0	0	36
1940	Steve Juzwik	7	1	0	43
1941	Fred Evans	11	1	0	67
1942	Corwin Clatt	5	0	0	30
	Creighton Miller	5	0	0	30
1943	Creighton Miller	13	0	0	78
1944	Bob Kelly	13	6	0	84
1945	Elmer Angsman	7	0	0	42
1946	Terry Brennan	6	0	0	36
	Jim Mello	6	0	0	36
1947	Terry Brennan	11	0	0	66
1948	Emil Sitko	9	0	0	54
1949	Emil Sitko	9	0	0	54
	Billy Barrett	9	0	0	54
1950	Jim Mutscheller	7	0	0	42
1951	Neil Worden	8	0	0	48
1952	Neil Worden	10	0	0	60
1953	Neil Worden	11	0	0	66
1954	Joe Heap	8	0	0	48
1955	Paul Hornung	6	5	2	47
1956	Paul Hornung	7	14	0	56
1957	Monty Stickles	3	11	1	32
1958	Monty Stickles	7	15	1	60
1959	Bob Scarpitto	8	0	0	48
1960	Bob Scarpitto	5	0	0	30
1961	Joe Perkowski	0	16	5	31
1962	Joe Farrell	4	0	0	24
	Jim Kelly	4	0	0	24
	Daryle Lamonica	4	0	0	24
1963	Frank Budka	4	0	0	24
1964	Bill Wolski	11	0	0	66
1965	Bill Wolski	8	4	0	52
1966	Nick Eddy	10	0	0	60
1967	Joe Azzaro	0	37	8	61
1968	Bob Gladieux	14	0	0	84
1969	Scott Hempel	0	41	5	56
1970	Scott Hempel	0	36	4	48
1971	Robert Thomas	0	21	5	36
1972	Andy Huff	10	0	0	60
1973	Bob Thomas	0	43	9	70
1974	Wayne Bullock	12	0	0	72
1975	Dave Reeve	0	24	11	57
1976	Al Hunter	13	0	0	78
1977	Dave Reeve	0	39	12	75
1978	Vagas Ferguson	8	0	0	48
1979	Vagas Ferguson	17	0	0	102

Year	Player	TD	XPts	FG	Pts
1980	Harry Oliver	0	19	18	73
1981	Harry Oliver	0	28	6	46
1982	Mike Johnston	0	19	19	76
1983	Allen Pinkett	18	@1	0	110
1984	Allen Pinkett	18	0	0	108
1985	Allen Pinkett	11	0	0	66
1986	John Carney	0	24	21	87
1987	Ted Gradel	0	33	14	75
1988	Reggie Ho	0	32	9	59
1989	Anthony Johnson	13	0	0	78
1990	Craig Hentrich	0	41	16	89
1991	Jerome Bettis	*20	0	0	*120
1992	Reggie Brooks	14	@1	0	86
1993	Kevin Pendergast	0	45	14	87
1994	Derrick Mayes	11	@1	0	68
1995	Marc Edwards	12	+2	0	76
1996	Autry Denson	11	0	0	66
1997	Autry Denson	13	0	0	78
1998	Autry Denson	15	0	0	90
1999	Tony Fisher	7	@1	0	44
2000	Nicholas Setta	1	44	8	74
2001	Nicholas Setta	0	23	15	68
2002	Nicholas Setta	0	32	14	74
2003	Julius Jones	10	0	0	60
2004	D.J. Fitzpatrick	0	34	11	67
2005	Jeff Samardzija	15	0	0	90
2006	Rhema McKnight	15	0	0	90
2007	Brandon Walker	0	22	6	40
2008	Brandon Walker	0	39	14	81
2009	Golden Tate	18	0	0	108
2010	David Ruffer	0	37	18	91
2011	David Ruffer	0	47	10	77
2012	Kyle Brindza	0	28	*23	97
2013	Kyle Brindza	0	38	20	98
2014	Kyle Brindza	0	51	14	93
2015	Justin Yoon	0	50	15	95
2016	Justin Yoon	0	44	13	83
2017	Justin Yoon	0	55	14	97
2018	Justin Yoon	0	41	17	92
2019	Jonathan Doerer	0	57	17	108
2020	Jonathan Doerer	0	48	15	93

@ Indicates one two-point conversion

+ Indicates two two-point conversions

TACKLES

Year	Player	Tackles
1956	Ed Sullivan	79
1957	Jim Schaaf	88
	Al Ecuyer	88
1958	Al Ecuyer	78
1959	Bob Scholtz	84
	Ken Adamson	84
1960	Myron Pottios	74
1961	Nick Buoniconti	74
1962	Ed Hoerster	73
1963	Bill Pfeiffer	101
1964	Jim Carroll	140
1965	Jim Lynch	108
1966	Jim Lynch	106
1967	Bob Olson	98
1968	Bob Olson	129
1969	Bob Olson	142
1970	Jim Wright	110
1971	Mike Kadish	97
1972	Jim O'Malley	122
1973	Greg Collins	133
1974	Greg Collins	144
1975	Steve Niehaus	113
1976	Steve Heimkreiter	118



Year	Player	Tackles
1977	Bob Golic	146
1978	Steve Heimkreiter	160
1979	Bob Crable	*187
1980	Bob Crable	154
1981	Bob Crable	167
1982	Mark Zavagnin	113
1983	Tony Furjanic	142
1984	Mike Kovaleski	108
1985	Tony Furjanic	147
1986	Mike Kovaleski	88
1987	Ned Bolcar	106
1988	Wes Pritchett	112
1989	Ned Bolcar	109
1990	Michael Stonebreaker	95
1991	Demetrius DuBose	127
1992	Demetrius DuBose	87
1993	Justin Goheen	92
1994	Brian Magee	81
1995	Lyron Cobbins	105
1996	Kinnon Tatum	77
1997	Jimmy Friday	109
1998	Bobbie Howard	118
1999	A'Jani Sanders	91
2000	Anthony Denman	84
2001	Tyreo Harrison	97
2002	Courtney Watson	90
2003	Courtney Watson	117
2004	Mike Goolsby	97
2005	Brandon Hoyte	92
2006	Maurice Crum	100
2007	Trevor Laws	112
2008	Kyle McCarthy	110
2009	Kyle McCarthy	101
2010	Manti Te'o	133
2011	Manti Te'o	128
2012	Manti Te'o	133
2013	Dan Fox	95
2014	Jaylon Smith	112
2015	Jaylon Smith	114
2016	Nyles Morgan	94
2017	Te'von Coney	116
2018	Te'von Coney	123
2019	Jeremiah Owusu-Koramoah	80
	Drew White	80
2020	Kyle Hamilton	63

PUNT RETURN AVERAGE

(minimum of 5 returns through 1969; minimum of 1.0 returns per game from 1970)

Year	Player	No.	Yds	Avg.
1919	Joe Brandy	26	186	7.2
1920	Joe Brandy	27	249	9.2
1921	(None)			
1922	Frank Thomas	21	196	9.3
1923	Harry Stuhldreher	32	308	9.6
1924	Harry Stuhldreher	22	194	8.8
1925	Charlie Riley	7	38	5.4
1926	Vince McNally	8	153	19.1
1927	Charles McKinney	5	36	7.2
1928	Frank Carideo	22	239	10.9
1929	Frank Carideo	33	405	12.3
1930	Frank Carideo	37	303	8.2
1931	Emmett Murphy	10	105	10.5
1932	Chuck Jaskwich	23	254	11.0
1933	Andy Pilney	9	124	13.8
1934	Wally Fromhart	33	288	8.7
1935	Andy Pilney	13	148	11.4
1936	Bob Wilke	5	73	14.6
1937	Andy Puplis	21	281	13.4

Year	Player	No.	Yds	Avg.
1938	Benny Sheridan	11	194	17.6
1939	Benny Sheridan	8	107	13.4
1940	Bob Hargrave	24	176	7.3
1941	Steve Juzwik	22	280	12.7
1942	Pete Ashbaugh	13	196	15.1
1943	Creighton Miller	7	151	21.6
1944	Bob Kelly	12	129	10.8
1945	Frank Dancewicz	18	240	13.3
1946	Bob Livingstone	7	103	14.7
1947	Coy McGee	6	162	27.0
1948	Lancaster Smith	5	157	*31.4
1949	Bill Gay	19	254	13.4
1950	Bill Gay	14	96	6.9
1951	Billy Barrett	5	107	21.4
1952	John Lattner	7	113	16.1
1953	Joe Heap	8	143	17.9
1954	Dean Studer	5	62	12.4
1955	Dean Studer	6	92	15.3
1956	Aubrey Lewis	5	46	9.2
1957	(None)			
1958	Pat Doyle	7	64	9.1
1959	Bob Scarpitto	7	118	16.9
1960	Angelo Dabiero	8	102	12.8
1961	Angelo Dabiero	11	97	8.8
1962	Frank Minik	6	41	6.8
1963	Bill Wolski	6	31	5.2
1964	Nick Rassas	15	153	10.2
1965	Nick Rassas	24	*459	19.1
1966	Tom Schoen	29	253	8.7
1967	Tom Schoen	*42	447	10.6
1968	Bob Gladieux	6	91	15.2
1969	Brian Lewallen	7	75	10.7
1970	Mike Crotty	19	100	5.3
1971	Mike Crotty	33	297	9.0
1972	Ken Schlezes	10	138	13.8
1973	Bob Zanot	19	141	7.4
1974	Ted Burgmeier	6	46	7.7
1975	Ted Burgmeier	9	52	5.8
1976	Steve Schmitz	18	168	9.3
1977	Steve Schmitz	14	127	9.1
1978	Dave Waymer	25	175	7.0
1979	Dave Duerson	12	209	17.4
1980	Dave Duerson	25	194	7.8
1981	Dave Duerson	32	221	6.9
1982	Dave Duerson	34	245	7.2
1983	Joe Howard	28	202	7.2
1984	Troy Wilson	11	84	7.6
1985	Troy Wilson	17	144	8.5
1986	Troy Wilson	26	222	8.5
1987	Tim Brown	34	401	11.8
1988	Ricky Watters	19	253	13.3
1989	Ricky Watters	15	201	13.4
1990	Raghib Ismail	13	151	11.6
1991	Jeff Burris	18	227	12.6
1992	Michael Miller	25	172	6.9
1993	Michael Miller	26	213	8.2
1994	(None)			
1995	(None)			
1996	Allen Rossum	15	344	22.9
1997	Allen Rossum	12	83	6.9
1998	Joey Getherall	20	157	7.9
1999	Julius Jones	15	195	13.0
2000	Joey Getherall	24	392	16.3
2001	Julius Jones	18	192	10.7
2002	Vontez Duff	40	385	9.6
2003	Vontez Duff	24	260	10.8
2004	Carlyle Holiday	29	314	10.8
2005	Tom Zbikowski	27	379	14.0
2006	Tom Zbikowski	16	144	9.0

Year	Player	No.	Yds	Avg.
2007	Tom Zbikowski	23	234	10.2
2008	Golden Tate	14	116	8.3
2009	Golden Tate	12	171	14.3
2010	John Goodman	13	17	1.3
2011	(None)			
2012	Davonte' Neal	21	46	2.2
2013	TJ Jones	14	106	7.6
2014	Cody Riggs	13	95	7.3
2015	C.J. Sanders	25	182	7.3
2016	C.J. Sanders	10	125	12.5
2017	Chris Finke	24	156	6.5
2018	Chris Finke	20	196	9.8
2019	Chris Finke	20	180	6.0
2020	(None)			

KICKOFF RETURN AVERAGE

(minimum of 4 returns until 1969; minimum of 0.5 returns/game from 1970)

Year	Player	No.	Yds	Avg.
1919	George Gipp	8	166	20.8
1920	George Gipp	11	208	18.9
1921	Chet Wynne	9	258	28.7
1922	Paul Castner	11	490	*44.5
1923	Willie Maher	4	184	46.0
1924	Elmer Layden	5	111	22.2
1925	Rex Enright	4	86	21.5
1926	Christie Flanagan	6	183	30.5
1927	Jack Chevigny	4	91	22.8
1928	Jack Chevigny	5	115	23.0
1929	Joe Savoldi	4	81	20.3
1930	Joe Savoldi	4	186	46.5
1931	(None)			
1932	George Melinkovich	4	164	41.0
1933	Ray Brancheau	7	109	15.6
1934	Bill Shakespeare	4	60	15.0
1935	Bill Shakespeare	5	123	24.6
1936	Andy Puplis	5	136	27.2
1937	(None)			
1938	(None)			
1939	Harry Stevenson	5	85	17.0
1940	Milt Piepul	4	122	30.5
1941	Fred Evans	9	206	22.9
1942	Bob Livingstone	8	184	23.0
1943	Creighton Miller	4	53	13.3
1944	Bob Kelly	8	213	26.6
1945	Phil Colella	5	105	21.0
1946	(None)			
1947	(None)			
1948	Larry Coutre	4	70	17.5
1949	Emil Sitko	4	89	22.3
1950	Jack Landry	11	195	17.7
1951	Billy Barrett	4	86	21.5
1952	Joe Heap	6	145	24.2
1953	John Lattner	8	331	41.4
1954	Jim Morse	5	166	33.2
1955	Dean Studer	5	115	23.0
1956	Paul Hornung	16	496	31.0
1957	Dick Lynch	5	159	31.8
1958	Jim Crotty	12	297	24.8
1959	Bob Scarpitto	12	247	20.6
1960	George Sefcik	7	167	23.9
1961	Angelo Dabiero	8	193	24.1
1962	Ron Bliely	13	309	23.8
1963	Ron Bliely	5	131	26.2
1964	Nick Rassas	4	103	25.8
1965	Bill Wolski	6	131	21.8
1966	Nick Eddy	4	193	48.3
1967	Dave Haley	5	119	23.8
1968	Coley O'Brien	4	156	39.0

Year	Player	No.	Yds	Avg.
1969	Mike Crotty	4	111	27.8
1970	Darryll Dewan	4	91	22.8
1971	Gary Diminick	7	199	28.4
1972	Gary Diminick	15	331	22.1
1973	Gary Diminick	8	181	22.6
1974	Al Samuel	8	150	18.8
1975	Dan Knott	10	284	28.4
1976	Al Hunter	12	241	20.1
1977	Terry Eurick	9	211	23.4
1978	Jim Stone	13	242	18.6
1979	Jim Stone	19	493	25.9
1980	Jim Stone	17	344	20.2
1981	Greg Bell	13	371	28.5
1982	Allen Pinkett	14	354	25.3
1983	Alonzo Jefferson	10	174	17.4
1984	Hiawatha Francisco	6	178	29.7
1985	Tim Brown	14	338	24.1
1986	Tim Brown	25	698	27.9
1987	Tim Brown	23	456	19.8
1988	Raghib Ismail	12	433	36.1
1989	Raghib Ismail	20	502	25.1
1990	Raghib Ismail	14	336	24.0
1991	Clint Johnson	9	217	24.1
1992	Michael Miller	9	261	29.0
1993	Clint Johnson	10	409	40.9
1994	Emmett Mosley	13	320	24.6
1995	Emmett Mosley	15	419	27.9
1996	Allen Rossum	6	227	37.8
1997	Allen Rossum	20	570	28.5
1998	Darcey Levy	7	163	23.3
1999	Julius Jones	26	603	23.2
2000	Julius Jones	15	427	28.5
2001	Julius Jones	18	405	22.5
2002	Vontez Duff	19	526	27.7
2003	Vontez Duff	16	346	21.6
2004	Chase Anastasio	19	353	18.6
2005	David Grimes	15	338	22.5
2006	David Grimes	21	514	24.5
2007	Armando Allen	33	704	21.3
2008	Armando Allen	21	543	25.9
2009	Theo Riddick	*37	849	22.9
2010	Bennett Jackson	29	645	22.2
2011	George Atkinson III	35	*915	26.1
2012	George Atkinson III	22	441	20.0
2013	George Atkinson III	31	780	25.2
2014	Amir Carlisle	35	761	21.7
2015	C.J. Sanders	28	640	22.9
2016	C.J. Sanders	29	725	25.0
2017	C.J. Sanders	29	654	22.6
2018	Michael Young	9	191	21.2
2019	Lawrence Keys III	10	194	19.4
2020	Chris Tyree	22	456	20.7

INTERCEPTIONS

(Minimum of 3)

Year	Player	No.	Yards
1919	George Gipp	3	32
1920	(None)		
1921	Chet Wynne	4	43
	Harry Mehre	4	97
1922	(None)		
1923	Jim Crowley	4	31
1924	(None)		
1925	(None)		
1926	Vince McNally	3	0
1927	(None)		
1928	(None)		
1929	Frank Carideo	5	151
1930	Carl Cronin	3	26

Year	Player	No.	Yards
	Marty Brill	3	8
	Tom Conley	3	4
1931	Nordy Hoffmann	3	32
1932	Mike Koken	4	18
1933	Nick Lukats	3	22
	Ray Brancheau	3	10
1934	(None)		
1935	(None)		
1936	Bob Wilke	3	33
1937	Ed Simonich	3	10
1938	(None)		
1939	(None)		
1940	Steve Bagarus	4	26
1941	Bernie Crimmins	4	12
1942	Angelo Bertelli	8	41
1943	Creighton Miller	6	78
1944	Joe Gasparella	4	28
1945	Frank Dancewicz	3	31
1946	Terry Brennan	3	18
1947	Johnny Lujack	3	44
1948	Bill Gay	6	83
1949	Bill Gay	4	80
1950	Dave Flood	4	28
1951	John Lattner	5	66
1952	John Lattner	4	58
	Jack Whelan	4	35
1953	Ralph Guglielmi	5	50
1954	Ralph Guglielmi	5	50
1955	Paul Hornung	5	59
1956	Aubrey Lewis	3	39
1957	Bob Williams	3	28
1958	George Izo	4	11
1959	George Sefcik	3	35
	Don White	3	39
1960	(None)		
1961	Angelo Dabiero	5	78
1962	Tom MacDonald	9	81
1963	Tom MacDonald	5	63
1964	Tony Carey	8	121
1965	Nick Rassas	6	*197
1966	Tom Schoen	7	112
1967	Tom Schoen	4	108
	John Pergine	4	19
1968	Chuck Zloch	5	31
1969	Ralph Stepaniak	4	84
1970	Clarence Ellis	7	25
1971	Ken Schlezes	4	63
1972	Mike Townsend	*10	39
1973	Luther Bradley	6	37
1974	(None)		
1975	Luther Bradley	4	135
	Tom Lopienski	4	79
1976	Joe Restic	4	92
1977	Joe Restic	6	25
1978	Joe Restic	3	59
	Tom Gibbons	3	48
	Dave Waymer	3	10
1979	Dave Waymer	4	77
1980	(None)		
1981	Mark Zavagnin	3	27
1982	Dave Duerson	7	104
1983	Rick Naylor	3	24
1984	Pat Ballage	3	41
1985	Steve Lawrence	3	57
1986	Steve Lawrence	3	28
1987	Corny Southall	3	80
	Marv Spence	3	18
1988	George Streeter	3	39
	Jeff Alm	3	8

Year	Player	No.	Yards
1989	Todd Lyght	8	42
1990	(None)		
1991	Tom Carter	5	79
1992	Tom Carter	5	0
	Jeff Burris	5	6
1993	Bobby Taylor	4	100
1994	(None)		
1995	Lyron Cobbins	5	86
1996	Benny Guilbeaux	4	42
1997	Benny Guilbeaux	4	76
1998	A'Jani Sanders	3	29
1999	Deveron Harper	4	27
2000	Ron Israel	3	41
2001	Vontez Duff	3	37
2002	Shane Walton	7	84
2003	Quentin Burrell	4	18
2004	(None)		
2005	Tom Zbikowski	5	136
2006	Mike Richardson	4	21
2007	David Bruton	3	20
2008	David Bruton	4	57
2009	Kyle McCarthy	5	90
2010	Harrison Smith	7	54
2011	(None)		
2012	Manti Te'o	7	35
2013	Austin Collinsworth	3	6
2014	Matthias Farley	4	87
	Cole Luke	4	13
2015	(None)		
2016	(None)		
2017	Julian Love	3	153
2018	Jalen Elliott	4	66
2019	Kyle Hamilton	4	66
2020	(None)		

* Notre Dame record

NCAA LEADERS

Since the NCAA began producing its annual statistical rankings in 1937, individual Notre Dame players have finished in the final top 10 on 102 occasions.

From 1937 through 1969, all individual rankings were by season totals. Beginning in 1970, most season individual rankings were by per game averages. In total offense, rushing and scoring, it is yards or points per game; in receiving and interceptions, it is catches per game; in punt and kickoff returns, it is yards per return and in field goals, field goals per game. Punting always has been by average.

Beginning in 1970, passers were ranked on completions per game, and starting in 1979, were ranked on efficiency rating points. The all-purpose running rankings have been compiled only since 1970. The field-goal rankings began when the goal posts were widened in 1959. Kick scoring is no longer an active category.

Before 2002, postseason games were not included in NCAA final football statistics or records. Beginning with the 2002 season, all postseason games were included in NCAA final football statistics and records.

Here's a complete listing of all Irish players finishing among the top 10 in any individual statistical category:

TOTAL OFFENSE

Year	NCAA Rank	Player	Stats
1944	4	Frank Dancewicz	1120
1949	6	Bob Williams	1437
1954	6	Ralph Guglielmi	1257
1955	4	Paul Hornung	1215



1956	2	Paul Hornung	1337
1964	3	John Huarte	2069
1970	2	Joe Theismann	281.3
2005	5	Brady Quinn	334.1
2009	8	Jimmy Clausen	302.3

RUSHING

Year	NCAA Rank	Player	Stats
1943	1	Creighton Miller	911
1943	7	Jim Mello	704
1944	10	Bob Kelly	681
1953	5	Neil Worden	859
1979	5	Vagas Ferguson	130.6
1983	5	Allen Pinkett	126.4
1992	7	Reggie Brooks	122.1

PASSING

Year	NCAA Rank	Player	Stats
1941	3	Angelo Bertelli	70
1942	6	Angelo Bertelli	72
1944	2	Frank Dancewicz	68
1950	10	Bob Williams	99
1954	10	Ralph Guglielmi	68
1990	10	Rick Mirer	138.8
1991	8	Rick Mirer	149.2
2005	7	Brady Quinn	158.4
2009	3	Jimmy Clausen	161.4

RECEIVING

Year	NCAA Rank	Player	Stats
1964	2	Jack Snow	60
1970	2	Tom Gatewood	7.7
2009	8	Golden Tate	7.8
2011	9	Michael Floyd	7.69

PUNTING

Year	NCAA Rank	Player	Stats
1944	10	Bob Kelly	37.8
1973	6	Brian Doherty	42.7
1975	7	Joe Restic	43.7
2006	5	Geoff Price	45.44

INTERCEPTIONS

Year	NCAA Rank	Player	Stats
1955	t5	Paul Hornung	5
1961	t8	Angelo Dabiero	5
1962	t2	Tom MacDonald	9
1963	t6	Tom MacDonald	5
1964	1	Tony Carey	8
1965	t8	Nick Rassas	6
1966	t7	Tom Schoen	7
1972	1	Mike Townsend	10
1982	t5	Dave Duerson	7
1989	t8	Todd Lyght	0.67
2010	4	Harrison Smith	0.54
2012	t3	Manti Te'o	0.54

PUNT RETURNS

Year	NCAA Rank	Player	Stats
1965	1	Nick Rassas	459
1967	6	Tom Schoen	447
1988	4	Ricky Watters	13.32
1996	1	Allen Rossum	22.93
2000	8	Joey Getherall	16.33

KICKOFF RETURNS

Year	NCAA Rank	Player	Stats
1953	4	John Lattner	331
1956	2	Paul Hornung	496
1961	8	Paul Costa	359
1975	7	Terry Eurick	26.7
1979	6	Jim Stone	25.9

1982	9	Allen Pinkett	25.3
1986	3	Tim Brown	27.9
1988	1	Raghib Ismail	36.1
1995	5	Emmett Mosley	27.9
1997	6	Allen Rossum	28.50
2000	4	Julius Jones	28.47
2002	8	Vontez Duff	27.68

ALL-PURPOSE YARDS

Year	NCAA Rank	Player	Stats
1976	9	Al Hunter	135.4
1983	6	Allen Pinkett	152.9
1986	3	Tim Brown	176.1
1987	6	Tim Brown	167.9
1990	9	Raghib Ismail	156.91

SCORING

Year	NCAA Rank	Player	Stats
1941	10	Fred Evans	67
1943	t4	Creighton Miller	78
1944	t2	Bob Kelly	84
1947	t5	Terry Brennan	66
1979	4	Vagas Ferguson	9.3
1983	2	Allen Pinkett	10.0
1984	2	Allen Pinkett	9.8
1991	4	Jerome Bettis	10.0

KICK SCORING

Year	NCAA Rank	Player	Stats
1953	1	Menil Mavraides	27
1958	t8	Monty Stickles	18
1965	7	Ken Ivan	48
1967	5	Joe Azzaro	61
1968	t8	Scott Hemple	60
1966	t9	Joe Azzaro	47
1973	t3	Bob Thomas	7.0

FIELD GOALS

Year	NCAA Rank	Player	Stats
1955	t3	Paul Hornung	2
1959	t9	Monty Stickles	3
1961	t8	Joe Perkowski	5
1980	3	Harry Oliver	1.64
1982	8	Mike Johnston	1.73
1986	4	John Carney	1.91
2012	t6	Kyle Brindza	1.77

BLOCKED KICKS

Year	NCAA Rank	Player	Stats
2014	t8	Jarron Jones	2
2016	5	Jarron Jones	2
2018	5	Jerry Tillery	2

POINTS RESPONSIBLE FOR

Year	NCAA Rank	Player	Stats
2014	8	Everett Golson	224
2019	9	Ian Book	228

RECEIVING TOUCHDOWNS

Year	NCAA Rank	Player	Stats
2014	3	Will Fuller	15
2015	5	Will Fuller	14
2019	7	Chase Claypool	13

FIELD GOAL PERCENTAGE

Year	NCAA Rank	Player	Stats
2015	6	Justin Yoon	0.882

KICKOFF RETURN TOUCHDOWNS

Year	NCAA Rank	Player	Stats
2016	2	C.J. Sanders	2

FUMBLES RECOVERED

Year	NCAA Rank	Player	Stats
------	-----------	--------	-------

2017	4	Drue Tranquill	3
2018	6	Julian Love	3

PASSES DEFENDED

Year	NCAA Rank	Player	Stats
2017	2	Julian Love	1.8

RUSH YARDS PER CARRY

Year	NCAA Rank	Player	Stats
2017	9	Josh Adams	6.94

COMPLETION PERCENTAGE

Year	NCAA Rank	Player	Stats
2018	8	Ian Book	68.2

PASSING TDs

Year	NCAA Rank	Player	Stats
2019	6	Ian Book	34

INDIVIDUAL ANNUAL CHAMPIONS

Rushing

- Creighton Miller, 1943 (151 for 911 yards)

Passing Efficiency

- Bob Williams, 1949 (159.1 - min. 11 attempts/game)

Punt Returns

- Nick Rassas, 1965 (24 for 459 yards)
- Allen Rossum, 1996 (15 for 344 yards)

Interceptions

- Tony Carey, 1964 (8 for 121 yards)
- Mike Townsend, 1972 (10 for 39 yards)

Kick Scoring

- Menil Mavraides, 1953 (27 points)

Kickoff Returns

- Raghib Ismail, 1988 (36.1 average - 12 for 433 yards)

RECORDS

Highest Season Percentage of Field Goals Made 40-49 Yards

- John Carney, 1984 (1.000 - 10 of 10)

Most Single-Game Touchdowns Scored on Kickoff Returns

- Raghib Ismail, 1988 vs. Rice (2), 1989 vs. Michigan (2)
- (with 19 others, though Ismail is the only player in history to score twice in two games)

Most Single-Game Touchdowns Scored on Fumble Returns

- Tony Driver, 2000 vs. Navy (2)
- (with Tyrone Carter of Minnesota, 1996, Alvin Nnabuife of SMU, 2004, and Ryan Coleman of Memphis, 2013)

*Most Career Touchdowns Scored on Interceptions, Punt Returns and Kickoff Returns

- Allen Rossum, 1994-97 (9). (3 interceptions, 3 punt returns, 3 kickoff returns)

**Must have at least one touchdown in each category*

TEAM ANNUAL CHAMPIONS

Total Offense

- 1943 - 418.0 yards per game
- 1946 - 441.3 yards per game
- 1949 - 434.8 yards per game

Rushing Offense

- 1943 - 313.7 yards per game
- 1946 - 340.1 yards per game

Scoring Offense

- 1966 - 36.2 points per game

Punt Returns

- 1958 - 17.6 yards per return

Blocked Kicks

- 2014 - 6

Kickoff Returns

- 1957 - 27.6 yards per return
- 1966 - 29.6 yards per return
- 1988 - 24.2 yards per return

Total Defense

- 1946 - 141.7 yards per game
- 1974 - 195.2 yards per game

Rushing Defense

- 1974 - 102.8 yards per game

Scoring Defense

- 1946 - 2.7 points per game

Kickoff Return Defense

- 2008 - 16.47 yards per return

RECORDS

Single-Game Kickoff Return Touchdowns

- 2 vs. Rice 1988, vs. Michigan 1989 (held by many teams)

Single-Game Fewest Punts By Losing Team

- 0 vs. Navy, 2007 (with numerous other teams)

Single-Game Punt Return Touchdowns

- 3 vs. Pittsburgh, 1996 (with five other teams)

Single-Game - Most Defensive Extra Point Attempts Against

- 2 vs. Rice, 1988 (2 returns, 1 scored; with three other teams)

Single-Game Fumble Return Touchdowns

- 2 vs. Navy, 2000 (with 10 other teams)



Season Total Offense – Most Plays Per Game

- 92.4 – 1970 (924 in 10 games)

Season Pass Defense – Lowest Completion Percentage Allowed (min. 200 attempts)

- .333 – 1967 (102 of 306 attempts)

Season Pass Defense – Fewest Yards Allowed Per Attempt (min. 300 attempts)

- 3.78 – 1967 (306 for 1,158 yards)

Season Punt Return Defense – Fewest Returns Allowed

- 5 – 1968 (52 yards) (tied with Nebraska 1995)

Season Fewest Turnovers Lost

- 8 – 2000 (tied with Clemson 1940 and Miami, Ohio 1966)

Most Consecutive Winning Seasons (all-time)

- 42 from 1889 to 1932 (no teams in 1890-91)

Season Fewest Turnovers Per Game

- 0.73 – 2000 (8 in 11 games)



HERE COME THE IRISH

THE FIGHTING IRISH

COACHES AND STAFF

2020 SEASON IN REVIEW

HISTORY & RECORDS

UNIVERSITY & MEDIA INFO

Year	Record	Games	Total Off.		Rushing Off.		Passing Off.		Scoring Off.		Total Def.		Rushing Def.		Passing Def.		Scoring Def.	
			Yds PG.	Rank	Yds PG.	Rank	Yds PG.	Rank	Pts PG.	Rank	Yds PG.	Rank	Yds PG.	Rank	Yds PG.	Rank	Pts PG.	Rank
1946	8-0-1	9	441.3	1	340.1	1	101.2	40	30.1	7	141.7*	1	83.7	5	58.0	3	2.7*	1
1947	9-0-0	9	408.6	2	273.8	4	134.8	9	32.3	3	168.2	8	112.2	20	*56.0	6	5.8	4
1948	9-0-1	10	396.4	5	319.4	3	77.0	93	32.0	6	204.9	22	103.6	12	101.3	76	9.3	13
1949	10-0-0	10	434.8	1	291.4	4	143.4	22	36.0	4	219.6	11	86.4	4	133.2	103	8.6	8
1950	4-4-1	9	305.7	57	171.0	67	134.7	27	15.4	84	252.4	40	156.0	47	96.4	36	15.6	52
1951	7-2-1	10	326.7	36	210.0	31	116.7	46	24.1	38	251.2	33	129.4	23	121.8	81	12.2	20
1952	7-2-1	10	321.3	34	204.6	33	116.7	47	18.3	53	240.5	24	131.5	25	109.0	44	10.8	17
1953	9-0-1	10	383.9	2	288.1	4	95.8	57	31.7	4	223.9	24	120.7	9	103.2	57	13.9	37
1954	9-1-0	10	385.3	6	239.3	20	146.0	5	26.1	14	218.0	15	109.4	6	108.6	81	11.5	25
1955	8-2-0	10	357.3	6	272.7	5	85.6	47	21.0	17	248.0	43	146.9	27	101.1	83	11.2	27
1956	2-8-0	10	297.2	38	170.8	73	126.4	12	13.0	76	372.6	103	279.1	102	93.5	71	28.9	101
1957	7-3-0	10	296.4	34	190.9	44	105.5	31	20.0	29	279.2	66	185.9	64	93.3	62	13.6	44
1958	6-4-0	10	369.7	5	213.6	16	156.1	8	20.6	25	265.8	51	144.1	26	121.7	95	17.3	70
1959	5-5-0	10	278.3	40	135.2	80	143.1	13	17.1	44	267.2	62	168.5	64	98.7	59	18.0	85
1960	2-8-0	10	243.7	80	153.7	71	90.0	63	11.1	85	252.7	50	160.8	56	91.9	49	18.8	88
1961	5-5-0	10	320.6	16	224.5	14	96.1	49	17.5	42	287.3	84	128.2	25	159.1	112†	18.2	82
1962	5-5-0	10	252.5	74	137.9	83	114.6	42	15.9	60	263.4	57	176.4	75	87.0	18	19.2	90
1963	2-7-0	9	220.0	105	147.3	74	72.6	101	12.0	93	284.4	81	166.8	74	117.6	84	17.6	77
1964	9-1-0	10	401.4	2	190.9	19	210.5	5	28.7	3	206.3	15	*68.7	2	137.6	103	7.7	11
1965	7-2-1	10	299.5	41	214.5	15	85.0	87	27.0	9	194.4	6	75.4	5	119.0	53	7.3	4
1966	9-0-1	10	391.5	3	210.6	13	180.9	17	36.2	1	187.6	4	79.3	9	108.3	20	3.8	2
1967	8-2-0	10	391.1	7	217.0	16	174.1	20	33.7	4	220.1	13	104.3	18	115.8	22	12.4	24
1968	7-2-1	10	504.4	2	305.9	4	198.5	22	37.6*	4	249.0	10	179.3	4	169.7	81	17.0	38
1969	8-1-1	10	448.9	7	290.5	6	158.4	52	33.4	12	218.7	4	85.1	6	133.6	31	11.3	13
1970	9-1-0	10	510.5*	2	257.8	14	252.7	8	33.0	9	220.7	5	96.2	5	124.5	22	9.7	6
1971	8-2-0	10	332.9	46	232.1	24	100.8	88	22.5	38	198.1	4	86.4	3	111.7	23	8.6	5
1972	8-2-0	10	423.8	7	304.3	4	119.5	74	28.3	18	258.3	13	143.9	26	114.4	28	15.2	29
1973	10-0-0	10	461.4	5	350.2*	6	111.2	83	35.8	8	201.3	2	82.4	3	118.8	38	6.6	3
1974	9-2-0	11	434.5	4	283.5	11	150.9	29	27.7	16	195.2	1	102.8	1	92.4	15	12.4	14
1975	8-3-0	11	326.0	71	218.2	55	107.8	73	22.2	48	270.1	23	171.7	37	98.4	34	13.1	20
1976	8-3-0	11	363.7	30	207.3	63	156.5	32	24.9	38	273.7	28	120.4	7	153.4	118	13.5	26
1977	10-1-0	11	440.0	5	231.9	40	208.1	13	34.7	7	237.0	11	89.2	3	147.8	104	11.7	12
1978	8-3-0	11	395.9	19	209.0	51	186.9	20	23.5	41	324.7	61	139.7	21	185.0	133	14.8	30
1979	7-4-0	11	380.3	26	184.1	74	196.2	20	22.1	50	307.4	50	180.5	62	126.9	50	17.9	59
1980	9-1-1	11	328.6	72	244.9	15	83.7	131	21.6	61	213.2	4	109.8	8	103.0	8	10.1	5
1981	5-6-0	11	328.1	71	180.5	55	147.6	72	21.1	64	293.3	37	166.1	68	127.2	16	14.5	32
1982	6-4-1	11	330.9	67	173.5	42	157.4	64	18.7	72	283.9	10	95.5	8	188.5	60	15.8	22
1983	6-5-0	11	428.5	9	238.8	17	189.6	45	27.0	21	286.7	14	133.9	29	152.8	14	14.5	13
1984	7-4-0	11	336.5	57	146.9	69	189.6	37	25.4	33	318.2	31	174.3	69	143.9	12	19.3	42
1985	5-6-0	11	335.0	68	164.4	56	170.6	61	20.9	62	352.7	56	158.3	42	194.5	65	21.3	49
1986	5-6-0	11	411.5	14	189.4	33	222.2	28	27.2	24	312.6	26	119.5	19	193.2	63	19.9	44
1987	8-3-0	11	381.0	35	252.1	14	128.9	81	29.9	15	301.3	17	154.2	41	147.1	13	16.6	21
1988	11-0-0	11	388.0	36	258.0	11	130.0	86	32.6	15	280.3	13	112.4	10	167.9	34	12.3	3
1989	11-1-0	12	401.5	29	287.7	8	113.8	98	33.8	11	295.8	14	105.6	14	190.3	43	15.3	12
1990	9-2-0	11	417.0	17	250.3	12	166.7	68	31.8	19	390.3	73	123.2	24	267.1	90	22.6	50
1991	9-3-0	12	455.6	11	269.1	6	186.5	51	35.5	10	382.3	73	204.8	84	177.5	60	21.8	53
1992	9-1-1	11	470.4	3	280.9	3	189.5	†49	37.2	4	327.1	32	111.1	9	216.1	31	16.2	20
1993	10-1-0	11	429.6	22	260.7	6	168.8	73	36.6	9	317.0	20	89.6	4	227.5	51	17.6	20
1994	6-4-1	11	384.55	37	215.6	20	168.9	78	28.9	†30	332.8	32	139.8	39	193.0	43	21.7	†37
1995	9-2-0	11	419.9	22	233.8	6	186.1	69	33.3	13	362.2	51	190.7	78	171.5	57	19.6	33
1996	8-3	11	463.7	10	269.5	8	193.7	53	37.0	†10	270.0	11	119.5	24	150.5	8	16.5	14



Year	Record	Games	Total Off.		Rushing Off.		Passing Off.		Scoring Off.		Total Def.		Rushing Def.		Passing Def.		Scoring Def.	
			Yds PG.	Rank	Yds PG.	Rank	Yds PG.	Rank	Pts PG.	Rank	Yds PG.	Rank	Yds PG.	Rank	Yds PG.	Rank	Pts PG.	Rank
1997	7-6	13	360.25	63	174.9	36	185.3	75	22.8	67	365.1	60	184.8	83	180.3	24	19.8	51
1998	9-3	12	382.45	42	212.5	16	169.9	82	27.3	43	347.2	43	141.8	40	205.4	53	19.4	27
1999	5-7	12	419.7	19	181.5	26	238.2	34	29.0	35	383.7	74	142.2	50	241.5	82	27.6	78
2000	9-3	12	345.7	76	213.5	14	132.2	109	31.3	29	353.8	51	147.6	57	206.2	44	20.5	34
2001	5-6	11	289.7	110	188.8	30	101.5	114	19.4	99	304.9	14	132.2	39	172.6	10	19.5	22
2002	10-3	13	313.54	108	139.4	68	174.2	91	22.3	91	300.0	13	95.2	10	204.8	46	16.7	9
2003	5-7	12	336.3	90	157.2	56	179.0	92	20.2	93	340.1	33	127.1	29	213.0	48	26.2	65
2004	6-6	12	345.5	81	127.4	85	218.1	54	24.1	72	369.4	54	88.2	4	281.2	116	24.1	46
2005	9-3	12	477.3	10	147.1	55	330.3*	4	36.7	8	396.9	75	132.3	34	264.6	103	24.5	53
2006	10-3	13	389.77	23	125.69	72	264.08	13	31.0	16	340.23	65	136.85	61	203.38	60	23.85	67
2007	3-9	12	242.25	119	75.25	115	167.00	110	16.42	116	357.00	39	195.42	96	161.58	2	28.75	72
2008	7-6	13	355.08	65	109.69	100	245.38	34	24.69	67	329.85	39	134.15	45	195.69	43	22.15	42
2009	6-6	12	451.75	8	128.25	84	323.50	5	30.08	32	397.75	86	170.25	89	227.50	76	25.92	63
2010	8-5	13	379.69	61	126.62	92	253.08	34	26.31	67	357.23	50	142.15	50	215.08	54	20.23	23
2011	8-5	13	413.00	35	138.92	47	252.62	40	29.23	49	344.69	30	138.92	47	205.77	38	20.69	24
2012	12-1	13	412.15	54	189.38	38	222.77	71	25.77	78	305.46	7	105.69	11	199.77	25	12.77	2
2013	9-4	13	406.15	67	151.31	80	254.85	39	27.23	74	366.15	31	168.00	70	198.15	15	22.38	27
2014	8-5	13	444.9	32	159.5	68	285.5	18	32.8	38	404.2	71	171.2	72	233.0	75	29.2	82
2015	10-3	13	466.4	27	207.6	28	258.8	35	34.2	34	372.7	45	175.6	72	197.1	27	24.1	39
2016	4-8	12	417.6	62	163.3	80	254.2	48	30.9	53	378.8	42	182.4	72	196.4	21	27.8	62
2017	10-3	13	448.4	27	269.5	7	178.9	102	34.2	24	369.2	46	154.5	51	214.7	53	21.5	31
2018	12-1	13	440.1	32	182.6	51	257.5	36	31.4	41	347.4	30	139.5	36	207.9	44	18.2	13
2019	11-2	13	431.4	43	179.2	45	252.2	49	36.8	13	321.6	18	153.1	60	168.5	3	17.9	12
2020	10-2	12	448.5	26	211.1	24	237.4	58	33.4	30	343.6	25	113.0	16	230.6	61	19.7	14



KEY TO ABBREVIATIONS

W-L-T	Game won, lost or tied
H	Home game
A	Away game, played at opponent's home stadium
N	Game played at a Neutral site; see footnote for city
NT	Night game
HC	Homecoming game
TH	Game played on Thanksgiving Day
R	Game played in rain
S	Game played in snow
0:00	Time remaining in games decided in the final minutes; in case of ties, time followed by team scoring last.
C	Capacity crowd
AP	Beginning with the 1936 season, the number in front of the opponent name indicates Notre Dame's ranking in the Associated Press poll coming into the game. The number following the opponent name indicates its ranking.

SCORING VALUES

Seasons	Touchdown	Field Goal	Point After	Safety
1887-1897	4 points	5 points	2 points	2 points
1898-1903	5 points	5 points	1 point	2 points
1904-1908	5 points	4 points	1 point	2 points
1909-1911	5 points	3 points	1 point	2 points
1912-1957	6 points	3 points	1 point	2 points
1958 to date	6 points	3 points	1 point for kick 2 points for run or pass	2 points

ALL-TIME SCORES

1887

Coach: None

Captain: Henry Luhn Record: 0-1-0

November 23	L	Michigan	0-8	H
-------------	---	----------	-----	---

1888

Coach: None

Captain: Edward Prudhomme Record: 1-2-0

April 20	L	Michigan	6-26	H
April 21	L	Michigan	4-10	H
December 6	W	Harvard Prep	20-0	H

1889

Coach: None

Captain: Edward Prudhomme Record: 1-0-0

November 14	W	Northwestern	9-0	A
-------------	---	--------------	-----	---

1890-91

No Team

1892

Coach: None

Captain: Pat Coady Record: 1-0-1

October 19	W	South Bend High School	56-0	H
November 24	T	Hillsdale	10-10	H

1893

Coach: None

Captain: Frank Keough Record: 4-1-0

October 25	W	Kalamazoo	34-0	H
November 11	W	Albion	8-6	H
November 23	W	De LaSalle (S)	28-0	H
November 30	W	Hillsdale (S)	22-10	H
January 1	L	Chicago	0-8	A

1894

Coach: James L. Morison

Captain: Frank Keough Record: 3-1-1

October 13	W	Hillsdale	14-0	H
October 20	T	Albion	6-6	H
November 15	W	Wabash	30-0	H
November 22	W	Rush Medical	18-6	H
November 29	L	Albion	12-19	H

1895

Coach: H. G. Hadden

Captain: Dan Casey Record: 3-1-0

October 19	W	Northwestern Law	20-0	H
November 7	W	Illinois Cycling Club	18-2	H
November 22	L	Indianapolis Artillery (S)	0-18	H
November 28	W	Chicago Physicians & Surgeons	32-0	H

1896

Coach: Frank E. Hering

Captain: Frank E. Hering Record: 4-3-0

October 8	L	Chicago Physicians & Surgeons	0-4	H
October 14	L	Chicago	0-18	H
October 27	W	South Bend Commercial Athletic Club	46-0	H
October 31	W	Albion	24-0	H
November 14	L	Purdue	22-28	H
November 20	W	Highland Views	82-0	H
November 26	W	Beloit (R)	8-0	H

1897

Coach: Frank E. Hering

Captain: Jack Mullen Record: 4-1-1

October 13	T	Rush Medical	0-0	H
October 23	W	DePauw	4-0	H
October 28	W	Chicago Dental Surgeons	62-0	H
November 6	L	Chicago	5-34	A
November 13	W	St. Viator	60-0	H
November 25	W	Michigan State (R)	34-6	H

1898

Coach: Frank E. Hering

Captain: Jack Mullen Record: 4-2-0

October 8	W	Illinois	5-0	A
October 15	W	Michigan State	53-0	H
October 23	L	Michigan	0-23	A
October 29	W	DePauw	32-0	H
November 5	L	Indiana	5-11	H
November 19	W	Albion	60-0	A

1899

Coach: James McWeeney

Captain: Jack Mullen Record: 6-3-1

September 27	W	Englewood High School	29-5	H
September 30	W	Michigan State	40-0	H
October 4	L	Chicago	6-23	A
October 14	W	Lake Forest	38-0	H
October 18	L	Michigan	0-12	A
October 23	W	Indiana	17-0	H
October 27	W	Northwestern (R)	12-0	H
November 4	W	Rush Medical	17-0	H
November 18	T	Purdue	10-10	A
November 30	L	Chicago Physicians & Surgeons	0-5	H

1900

Coach: Pat O'Dea

Captain: John Farley **Record:** 6-3-1

September 29	W	Goshen	55-0	H
October 6	W	Englewood High School	68-0	H
October 13	W	South Bend Howard Park	64-0	H
October 20	W	Cincinnati	58-0	H
October 25	L	Indiana	0-6	A
November 3	T	Beloit	6-6	H
November 10	L	Wisconsin	0-54	A
November 17	L	Michigan	0-7	A
November 24	W	Rush Medical (R)	5-0	H
November 29	W	Chicago Physicians & Surgeons	5-0	H

1901

Coach: Pat O'Dea

Captain: Al Fortin **Record:** 8-1-1

September 28	T	South Bend Athletic Club	0-0	H
October 5	W	Ohio Medical University	6-0	A
October 12	L	Northwestern (R)	0-2	A
October 19	W	Chicago Medical College	32-0	H
October 26	W	Beloit	5-0	A
November 2	W	Lake Forest	16-0	H
November 9	W	Purdue	12-6	H
November 16	W	Indiana (R)	18-5	H
November 23	W	Chicago Physicians & Surgeons	34-0	H
November 28	W	South Bend Athletic Club	22-6	H

1902

Coach: James F. Faragher

Captain: Louis (Red) Salmon **Record:** 6-2-1

September 27	W	Michigan State	33-0	H
October 11	W	Lake Forest	28-0	H
October 18	L	Michigan (at Toledo)	0-23	A
October 25	W	Indiana	11-5	A
November 1	W	Ohio Medical University	6-5	A
November 8	L	Knox	5-12	A
November 15	W	American Medical	92-0	H
November 22	W	DePauw	22-0	H
November 27	T	Purdue	6-6	A

1903

Coach: James F. Faragher

Captain: Louis (Red) Salmon **Record:** 8-0-1

October 3	W	Michigan State	12-0	H
October 10	W	Lake Forest	28-0	H
October 17	W	DePauw (R)	56-0	H
October 24	W	American Medical	52-0	H
October 29	W	Chicago Physicians & Surgeons	46-0	H
November 7	W	Missouri Osteopaths	28-0	H
November 14	T	Northwestern (at South Side Park, Chicago)	0-0	N
November 21	W	Ohio Medical University	35-0	A
November 26	W	Wabash	34-0	A

1904

Coach: Louis (Red) Salmon

Captain: Frank Shaughnessy **Record:** 5-3-0

October 1	W	Wabash	12-4	H
October 8	W	American Medical	44-0	H
October 15	L	Wisconsin (at Milwaukee)	0-58	N
October 22	W	Ohio Medical University	17-5	A
October 27	W	Toledo Athletic Association	6-0	H
November 5	L	Kansas	5-24	A
November 19	W	DePauw	10-0	H
November 24	L	Purdue	0-36	A

1905

Coach: Henry J. McGlew

Captain: Pat Beacom **Record:** 5-4-0

September 30	W	North Division High School (Chicago)	44-0	H
October 7	W	Michigan State	28-0	H
October 14	L	Wisconsin (at Milwaukee)	0-21	N
October 21	L	Wabash	0-5	H
October 28	W	*American Medical	142-0	H
November 4	W	DePauw	71-0	H
November 11	L	Indiana	5-22	A
November 18	W	Bennett Medical College (Chicago)	22-0	H
November 24	L	Purdue	0-32	A

**After a 25-minute first half, with Notre Dame leading 111-0, the second half was shortened to only eight minutes to permit the "Doctors" time to eat before catching a train to Chicago. Notre Dame scored 27 touchdowns, but missed 20 extra points.*

1906

Coach: Thomas A. Barry

Captain: Bob Bracken **Record:** 6-1-0

October 6	W	Franklin	26-0	H
October 13	W	Hillsdale	17-0	H
October 20	W	Chicago Physicians & Surgeons	28-0	H
October 27	W	Michigan State	5-0	H
November 3	W	Purdue	2-0	A
November 10	L	Indiana (at Indianapolis)	0-12	N
November 24	W	Beloit (R)	29-0	H

1907

Coach: Thomas A. Barry

Captain: Dom Callicrate **Record:** 6-0-1

October 12	W	Chicago Physicians & Surgeons (R)	32-0	H
October 19	W	Franklin	23-0	H
October 26	W	Olivet	22-4	H
November 2	T	Indiana	0-0	H
November 9	W	Knox	22-4	H
November 23	W	Purdue	17-0	A
November 28	W	St. Vincent's (Chicago)	21-12	A

1908

Coach: Victor M. Place

Captain: Harry Miller **Record:** 8-1-0

October 3	W	Hillsdale	39-0	H
October 10	W	Franklin	64-0	H
October 17	L	Michigan	6-12	A
October 24	W	Chicago Physicians & Surgeons	88-0	H
October 29	W	Ohio Northern	58-4	H
November 7	W	Indiana (at Indianapolis)	11-0	N
November 13	W	Wabash	8-4	A
November 18	W	St. Viator	46-0	H
November 26	W	Marquette	6-0	A

1909

Coach: Frank C. Longman **Captain:** Howard Edwards

Record: 7-0-1

October 9	W	Olivet	58-0	H
October 16	W	Rose Poly	60-11	H
October 23	W	Michigan State	17-0	H
October 30	W	Pittsburgh	6-0	A
November 6	W	Michigan	11-3	A
November 13	W	Miami (Ohio)	46-0	H
November 20	W	Wabash	38-0	H
November 25	T	Marquette	0-0	A

"The Notre Dame Victory March" was introduced this season.

**1910****Coach:** Frank C. Longman**Captain:** Ralph Dimmick **Rec:** 4-1-1

October 8	W	Olivet	48-0	H
October 22	W	Butchel (Akron)	51-0	H
October 29	L	Michigan State	0-17	A
November 12	W	Rose Poly	41-3	A
November 19	W	*Ohio Northern	47-0	H
November 24	T	Marquette	5-5	A

*Notre Dame's 100th victory

1911**Coach:** John L. Marks**Captain:** Luke Kelly **Record:** 6-0-2

October 7	W	Ohio Northern	32-6	H
October 14	W	St. Viator	43-0	H
October 21	W	Butler (R)	27-0	H
October 28	W	Loyola (Chicago)	80-0	H
November 4	T	Pittsburgh	0-0	A
November 11	W	St. Bonaventure	34-0	H
November 20	W	Wabash	6-3	A
November 30	T	Marquette	0-0	A

1912**Coach:** John L. Marks**Captain:** Charles (Gus) Dorais **Record:** 7-0-0

October 5	W	St. Viator	116-7	H
October 12	W	Adrian	74-7	H
October 19	W	Morris Harvey	39-0	H
October 26	W	Wabash	41-6	H
November 2	W	Pittsburgh (S)	3-0	A
November 9	W	St. Louis	47-7	A
November 28	W	Marquette (at Comiskey Park, Chicago)	69-0	N

JESSE HARPER ERA

Five Seasons: 34-5-1 (.863)

1913**Coach:** Jesse Harper**Captain:** Knute Rockne **Record:** 7-0-0

October 4	W	Ohio Northern	87-0	H
October 18	W	South Dakota	20-7	H
October 25	W	Alma	62-0	H
November 1	W	Army	35-13	A
November 7	W	Penn State (R)	14-7	A
November 22	W	Christian Brothers (St. Louis)	20-7	A
November 27	W	Texas	30-7	A

1914**Coach:** Jesse Harper**Captain:** Keith Jones **Record:** 6-2-0

October 3	W	Alma	56-0	H
October 10	W	Rose Poly	102-0	H
October 17	L	Yale	0-28	A
October 24	W	South Dakota (at Sioux Falls)	33-0	N
October 31	W	Haskell	20-7	H
November 7	L	Army	7-20	A
November 14	W	Carlisle (at Comiskey Park, Chicago)	48-6	N
November 26	W	Syracuse	20-0	A

1915**Coach:** Jesse Harper**Captain:** Freeman Fitzgerald **Rec:** 7-1-0

October 2	W	Alma	32-0	H
October 9	W	Haskell	34-0	H
October 23	L	Nebraska	19-20	A
October 30	W	South Dakota	6-0	H
November 6	W	Army	7-0	A
November 13	W	Creighton	41-0	A
November 25	W	Texas	36-7	A
November 27	W	Rice	55-2	A

1916**Coach:** Jesse Harper**Captain:** Stan Cofall **Record:** 8-1-0

September 30	W	Case Tech	48-0	H
October 7	W	Western Reserve	48-0	A
October 14	W	Haskell	26-0	H
October 28	W	Wabash	60-0	H
November 4	L	Army	10-30	A
November 11	W	South Dakota (at Sioux Falls)	20-0	N
November 18	W	Michigan State	14-0	A
November 25	W	Alma	46-0	H
November 30	W	Nebraska	20-0	A

1917**Coach:** Jesse Harper**Captain:** Jim Phelan **Record:** 6-1-1

October 6	W	Kalamazoo	55-0	H
October 13	T	Wisconsin	0-0	A
October 20	L	Nebraska	0-7	A
October 27	W	South Dakota (R)	40-0	H
November 3	W	Army	7-2	A
November 10	W	Morningside	13-0	A
November 17	W	Michigan State	23-0	H
November 24	W	Washington & Jefferson	3-0	A

KNUTE ROCKNE ERA

Thirteen Seasons: 105-12-5 (.881)

1918**Coach:** Knute Rockne**Captain:** Leonard Bahan **Record:** 3-1-2

September 28	W	Case Tech	26-6	A
November 2	W	Wabash	67-7	A
November 9	T	Great Lakes	7-7	H
November 16	L	Michigan State (R)	7-13	A
November 23	W	Purdue	26-6	A
November 28	T	Nebraska (S)	0-0	A

1919**Coach:** Knute Rockne**Captain:** Leonard Bahan **Record:** 9-0-0

October 4	W	Kalamazoo	14-0	H	5,000
October 11	W	Mount Union	60-7	H	4,000
October 18	W	Nebraska	14-9	A	10,000
October 25	W	Western Michigan	53-0	H	2,500
November 1	W	Indiana (R) (at Indianapolis)	16-3	N	5,000
November 8	W	Army	12-9	A	8,000
November 15	W	Michigan State	13-0	H	5,000
November 22	W	Purdue	33-13	A	7,000
November 27	W	Morningside (S)	14-6	A	10,000

1920

Coach: Knute Rockne

Captain: Frank Coughlin **Record:** 9-0-0

October 2	W	Kalamazoo	39-0	H	5,000
October 9	W	Western Michigan	41-0	H	3,500
October 16	W	Nebraska	16-7	A	9,000
October 23	W	Valparaiso	28-3	H	8,000
October 30	W	Army	27-17	A	10,000
November 6	W	Purdue (HC)	28-0	H	12,000
November 13	W	Indiana (at Indianapolis)	13-10	N	14,000
November 20	W	*Northwestern	33-7	A	c20,000
November 25	W	Michigan State	25-0	A	8,000

*George Gipp's last game. He contracted strep throat and died from complications of the disease on December 14 at the age of 25.

1921

Coach: Knute Rockne

Captain: Eddie Anderson **Record:** 10-1-0

September 24	W	Kalamazoo	56-0	H	8,000
October 1	W	DePauw	57-10	H	8,000
October 8	L	Iowa	7-10	A	7,500
October 15	W	Purdue	33-0	A	7,500
October 22	W	Nebraska (HC)	7-0	H	14,000
October 29	W	Indiana (at Indianapolis) (R)	28-7	N	10,000
November 5	W	Army	28-0	A	7,000
November 8	W	Rutgers (at Polo Grounds, NYC)	48-0	N	12,000
November 12	W	Haskell	42-7	H	5,000
November 19	W	Marquette	21-7	A	11,000
November 24	W	Michigan State	48-0	H	15,000

1922

Coach: Knute Rockne

Captain: Glen Carberry **Record:** 8-1-1

September 30	W	Kalamazoo	46-0	H	5,000
October 7	W	Saint Louis	26-0	H	7,000
October 14	W	Purdue	20-0	A	9,000
October 21	W	DePauw	34-7	H	5,000
October 28	W	Georgia Tech	13-3	A	20,000
November 4	W	Indiana (HC)	27-0	H	c22,000
November 11	T	Army	0-0	A	15,000
November 18	W	Butler	31-3	A	12,000
November 25	W	Carnegie Tech (S)	19-0	A	30,000
November 30	L	Nebraska	6-14	A	16,000

1923

Coach: Knute Rockne

Captain: Harvey Brown **Record:** 9-1-0

September 29	W	Kalamazoo	74-0	H	10,000
October 6	W	Lombard	14-0	H	8,000
October 13	W	Army (at Ebbets Field, Brooklyn)	13-0	N	c30,000
October 20	W	Princeton	25-2	A	30,000
October 27	W	Georgia Tech	35-7	H	20,000
November 3	W	Purdue (HC)	34-7	H	20,000
November 10	L	Nebraska	7-14	A	30,000
November 17	W	Butler	34-7	H	10,000
November 24	W	Carnegie Tech	26-0	A	30,000
November 29	W	Saint Louis (R)	13-0	A	9,000

1924 - NATIONAL CHAMPIONS

Coach: Knute Rockne

Captain: Adam Walsh **Record:** 10-0-0

October 4	W	Lombard	40-0	H	8,000
October 11	W	Wabash	34-0	H	10,000
October 18	W	Army (at Polo Grounds)	13-7	N	c55,000
October 25	W	Princeton	12-0	A	40,000
November 1	W	*Georgia Tech (HC)	34-3	H	c22,000
November 8	W	Wisconsin	38-3	A	28,425
November 15	W	Nebraska	34-6	H	c22,000
November 22	W	Northwestern (Soldier Field)	13-6	N	45,000
November 29	W	Carnegie Tech	40-19	A	35,000

ROSE BOWL

January 1	W	Stanford (Pasadena, Calif.)	27-10	N	c53,000
-----------	---	-----------------------------	-------	---	---------

*Notre Dame's 200th victory

1925

Coach: Knute Rockne

Captain: Clem Crowe **Record:** 7-2-1

September 26	W	Baylor (R)	41-0	H	13,000
October 3	W	Lombard	69-0	H	10,000
October 10	W	Beloit	19-3	H	10,000
October 17	L	Army (at Yankee Stadium)	0-27	N	c65,000
October 24	W	Minnesota	19-7	A	c49,000
October 31	W	Georgia Tech (R)	13-0	A	12,000
November 7	T	Penn State (R)	0-0	A	c20,000
November 14	W	Carnegie Tech (HC)	26-0	H	c27,000
November 21	W	Northwestern	13-10	H	c27,000
November 26	L	Nebraska	0-17	A	c45,000

1926

Coach: Knute Rockne

Captains: Gene Edwards, Tom Hearden **Record:** 9-1-0

October 2	W	Beloit	77-0	H	8,000
October 9	W	Minnesota	20-7	A	c48,648
October 16	W	Penn State (R)	28-0	H	18,000
October 23	W	Northwestern	6-0	A	c41,000
October 30	W	Georgia Tech (R)	12-0	H	11,000
November 6	W	Indiana	26-0	H	20,000
November 13	W	Army (at Yankee Stadium)	7-0	N	c63,029
November 20	W	Drake (HC) (S)	21-0	H	20,000
November 27	L	Carnegie Tech	0-19	A	c45,000
December 4	W	USC (2:00)	13-12	A	c74,378

1927

Coach: Knute Rockne

Captain: John Smith **Record:** 7-1-1

October 1	W	Coe (R)	28-7	H	10,000
October 8	W	Detroit	20-0	A	c28,000
October 15	W	Navy (at Baltimore)	19-6	N	45,101
October 22	W	Indiana	19-6	A	16,000
October 29	W	Georgia Tech	26-7	H	17,000
November 5	T	Minnesota (S) (1:00-M)	7-7	H	25,000
November 12	L	Army	0-18	YS	c65,678
November 19	W	Drake	32-0	A	8,412
November 26	W	USC (at Soldier Field)	7-6	N	*c120,000

*Paid attendance: 99,573

**1928****Coach:** Knute Rockne**Captain:** Fred Miller **Record:** 5-4-0

September 29	W	Loyola (New Orleans)	12-6	H	15,000
October 6	L	Wisconsin	6-22	A	29,885
October 13	W	Navy (at Soldier Field)	7-0	N	*c120,000
October 20	L	Georgia Tech	0-13	A	c35,000
October 27	W	Drake	32-6	H	12,000
November 3	W	Penn State (R) (Philadelphia)	9-0	N	30,000
November 10	W	Army (2:30) (Yankee Stadium)	12-6	N	c78,188
November 17	L	Carnegie Tech (R)	7-27	H†	c27,000
December 1	L	USC	14-27	A	c72,632

*Paid attendance: 103,081

†First defeat at home since 1905

1929 - NATIONAL CHAMPIONS**Coach:** Knute Rockne**Captain:** John Law **Record:** 9-0-0

October 5	W	Indiana	14-0	A	16,111
October 12	W	Navy (at Baltimore)	14-7	N	c64,681
October 19	W	Wisconsin (at Soldier Field)	19-0	N	90,000
October 26	W	Carnegie Tech	7-0	A	c66,000
November 2	W	Georgia Tech	26-6	A	22,000
November 9	W	Drake (at Soldier Field)	19-7	N	50,000
November 16	W	USC (at Soldier Field)	13-12	N*	c112,912
November 23	W	Northwestern	26-6	A	c50,000
November 30	W	Army (at Yankee Stadium)	7-0	N	c79,408

No home games; Notre Dame Stadium was under construction

*Paid attendance: 99,351

1930 - NATIONAL CHAMPIONS**Coach:** Knute Rockne**Captain:** Tom Conley **Record:** 10-0-0

October 4	W	SMU (4:00)	20-14	H	14,751
October 11	W	Navy@	26-2	H	40,593
October 18	W	Carnegie Tech	21-6	H	30,009
October 25	W	Pittsburgh	35-19	A	c66,586
November 1	W	Indiana	27-0	H	11,113
November 8	W	Pennsylvania	60-20	A	c75,657
November 15	W	Drake	28-7	H	10,106
November 22	W	Northwestern	14-0	A	c44,648
November 29	W	Army (R-S)(3:30) (Soldier Field)	7-6	N*	c110,000
December 6	W	USC	27-0	A	c73,967

@ Dedication of Notre Dame Stadium

*Paid attendance: 103,310

HUNK ANDERSON ERA

Three seasons: 16-9-2 (.630)

1931**Coach:** Heartley (Hunk) Anderson**Captain:** Tommy Yarr **Record:** 6-2-1

October 3	W	Indiana	25-0	A	12,098
October 10	T	Northwestern (R) (at Soldier Field)	0-0	N	65,000
October 17	W	Drake	63-0	H	23,835
October 24	W	Pittsburgh	25-12	H	37,394
October 31	W	Carnegie Tech	19-0	A	42,271
November 7	W	Pennsylvania	49-0	H	39,173
November 14	W	Navy (at Baltimore)	20-0	N	56,861
November 21	L	USC (1:00)	14-16	H	*50,731
November 28	L	Army (at Yankee Stadium)	0-12	N	c78,559

*First capacity crowd in Notre Dame Stadium

1932**Coach:** Heartley (Hunk) Anderson**Captain:** Paul Host **Record:** 7-2-0

October 8	W	Haskell	73-0	H	8,369
October 15	W	Drake	62-0	H	6,663
October 22	W	Carnegie Tech	42-0	H	16,015
October 29	L	Pittsburgh	0-12	A	55,616
November 5	W	Kansas	24-6	A	18,062
November 12	W	Northwestern	21-0	H	31,853
November 19	W	Navy (at Cleveland)	12-0	N	61,122
November 26	W	Army (at Yankee Stadium)	21-0	N	c78,115
December 10	L	USC	0-13	A	c93,924

1933**Coach:** Heartley (Hunk) Anderson**Captains:** Hugh Devore, Tom Gorman **Record:** 3-5-1

October 7	T	Kansas	0-0	H	9,221
October 14	W	Indiana	12-2	A	15,152
October 21	L	Carnegie Tech	0-7	A	45,890
October 28	L	Pittsburgh	0-14	H	16,627
November 4	L	Navy (at Baltimore)	0-7	N	34,579
November 11	L	Purdue	0-19	H	27,476
November 18	W	Northwestern	7-0	A	31,182
November 25	L	USC	0-19	H	25,037
December 2	W	Army (at Yankee Stadium)	13-12	N	c73,594

ELMER LAYDEN ERA

Seven Seasons: 47-13-3 (.770)

1934**Coach:** Elmer Layde**Captain:** Dom Vairo **Record:** 6-3-0

October 6	L	Texas	6-7	H	20,353
October 13	W	Purdue	18-7	H	34,263
October 20	W	Carnegie Tech (R)	13-0	H	11,242
October 27	W	Wisconsin	19-0	H	25,354
November 3	L	Pittsburgh	0-19	A	56,556
November 10	L	Navy (R) (Cleveland)	6-10	N	54,571
November 17	W	Northwestern	20-7	A	38,413
November 24	W	Army (4:00) (Yankee Stadium)	12-6	N	c78,757
December 8	W	USC	14-0	A	45,568

1935

Coach: Elmer Layden

Captain: *Joe Sullivan **Record:** 7-1-1

September 28	W	Kansas	28-7	H	11,102
October 5	W	Carnegie Tech	14-3	A	27,542
October 12	W	Wisconsin	27-0	A	19,863
October 19	W	Pittsburgh (3:00)	9-6	H	39,989
October 26	W	Navy (at Baltimore)	14-0	N	c57,810
November 2	W	Ohio State (0:32)	18-13	A	c81,018
November 9	L	Northwestern (R)	7-14	H	34,430
November 16	T	Army (0:29-ND) (Yankee Stadium)	6-6	N	c78,114
November 23	W	USC	20-13	H	38,305

*Died from complications of pneumonia, March 1935

1936

Coach: Elmer Layden

Captains: *Bill Smith, John Lautar **Record:** 6-2-1

October 3	W	Carnegie Tech	21-7	H	15,673
October 10	W	Washington (St. Louis)	14-6	H	9,879
October 17	W	Wisconsin (R)	27-0	H	16,423
October 24	L	(7) Pittsburgh (9)	0-26	A	c66,622
October 31	W	Ohio State (R)	7-2	H	50,017
November 7	L	(13) Navy (at Baltimore)	0-3	N	51,126
November 14	W	Army (at Yankee Stadium)	20-6	N	c74,423
November 21	W	(11) Northwestern (1)	26-6	H	52,131
December 5	T	(9) USC	13-13	A	71,201

*Captain-elect Smith resigned his captaincy (illness); Lautar was elected acting captain

1937

Coach: Elmer Layden

Captain: Joe Zwiers **Record:** 6-2-1

October 2	W	Drake	21-0	H	14,955
October 9	T	Illinois	0-0	A	42,253
October 16	L	Carnegie Tech	7-9	A	30,418
October 23	W	Navy (S) (2:00)	9-7	H	45,000
October 30	W	Minnesota (4)	7-6	A	c63,237
November 6	L	(12) Pittsburgh (3)	6-21	H	c54,309
November 13	W	(18) Army (R) (Yankee Stadium)	7-0	N	c76,359
November 20	W	(12) Northwestern	7-0	A	42,573
November 27	W	(9) USC (1:45)	13-6	H	28,920

1938

Coach: Elmer Layden

Captain: Jim McGoldrick **Record:** 8-1-0

October 1	W	Kansas	52-0	H	25,615
October 8	W	Georgia Tech	14-6	A	26,533
October 15	W	Illinois	14-6	H	29,142
October 22	W	(5) Carnegie Tech (13)	7-0	H	25,934
October 29	W	(7) Army (Yankee Stadium)	19-7	N	c76,338
November 5	W	(4) Navy (R) (Baltimore)	15-0	N	58,271
November 12	W	(2) *Minnesota (12)	19-0	H	c55,245
November 19	W	(1) Northwestern (16)	9-7	A	c46,348
December 3	L	(1) USC (8)	0-13	A	c97,146

*Notre Dame's 300th victory

1939

Coach: Elmer Layden

Captain: Johnny Kelly **Record:** 7-2-0

September 30	W	Purdue	3-0	H	31,341
October 7	W	Georgia Tech	17-14	H	17,322
October 14	W	SMU	20-19	H	29,730
October 21	W	(2) Navy (at Cleveland)	14-7	N	c78,257
October 28	W	(2) Carnegie Tech (S)	7-6	A	c61,420
November 4	W	(4) Army (Yankee Stadium)	14-0	N	c75,632
November 11	L	(3) Iowa	6-7	A	c42,380
November 18	W	(9) Northwestern (3:30)	7-0	H	49,204
November 25	L	(7) USC (4)	12-20	H	c54,799

1940

Coach: Elmer Layden

Captain: Milt Piepul **Record:** 7-2-0

October 5	W	Col. of Pacific	25-7	H	22,670
October 12	W	Georgia Tech	26-20	H	32,492
October 19	W	(6) Carnegie Tech	61-0	H	29,515
October 26	W	(2) Illinois	26-0	A	c68,578
November 2	W	(2) Army (R) (Yankee Stadium)	7-0	N	c75,474
November 9	W	(7) Navy (4:00) (Baltimore)	13-7	N	c61,579
November 16	L	(7) Iowa (5:00)	0-7	H	45,960
November 23	L	(14) Northwestern (10)	0-20	A	c46,273
December 7	W	USC	10-6	A	85,808

FRANK LEAHY ERA

Eleven seasons: 87-11-9 (.855)

1941

Coach: Frank Leahy

Captain: Paul Lillis **Record:** 8-0-1

September 27	W	Arizona	38-7	H	19,567
October 4	W	Indiana (R)	19-6	H	34,713
October 11	W	Georgia Tech	20-0	A	c28,986
October 18	W	(8) Carnegie Tech (R)	16-0	A	17,208
October 25	W	(7) Illinois	49-14	H	34,896
November 1	T	(6) Army (R) (14) (Yankee Stadium)	0-0	N	c75,226
November 8	W	(7) Navy (6) (Baltimore)	20-13	N	c62,074
November 15	W	(5) Northwestern (8)	7-6	A	c46,211
November 22	W	(4) USC	20-18	H	c54,967

1942

Coach: Frank Leahy

Captain: George Murphy **Record:** 7-2-2

September 26	T	Wisconsin	7-7	A	23,243
October 3	L	Georgia Tech	6-13	H	20,545
October 10	W	Stanford	27-0	H	22,374
October 17	W	Iowa Pre-Flight	28-0	H	26,800
October 24	W	(8) Illinois (5)	21-14	A	43,476
October 31	W	(4) Navy (R) (Cleveland)	9-0	N	66,699
November 7	W	(4) Army (19) (Yankee Stadium)	13-0	N	c74,946
November 14	L	(4) Michigan (6)	20-32	H	c54,379
November 21	W	(8) Northwestern	27-20	H	26,098
November 28	W	(8) USC (14)	13-0	A	94,519
December 5	T	(6) Great Lakes (S) (Soldier Field)	13-13	N	19,225

**1943 - NATIONAL CHAMPIONS****Coach:** Frank Leahy**Captain:** Pat Filley **Record:** 9-1-0

September 25	W	Pittsburgh	41-0	A	43,437
October 2	W	Georgia Tech	55-13	H	26,497
October 9	W	(1) Michigan (2)	35-12	A	c86,408
October 16	W	(1) Wisconsin	50-0	A	16,235
October 23	W	(1) Illinois (R)	47-0	H	24,676
October 30	W	(1) Navy (3) (Cleveland)	33-6	N	c77,900
November 6	W	(1) Army (3) (Yankee Stadium)	26-0	N	c75,121
November 13	W	(1) Northwestern (8)	25-6	A	c49,124
November 20	W	(1) Iowa Pre-Flight (2)	14-13	H	39,446
November 27	L	(1) Great Lakes (0:33)	14-19	A	c23,000

1944**Coach:** Ed McKeever**Captain:** Pat Filley **Record:** 8-2-0

September 30	W	Pittsburgh	58-0	A	46,069
October 7	W	Tulane	26-0	H	32,909
October 14	W	(1) Dartmouth (R) (Fenway Park)	64-0	N	c38,167
October 21	W	(1) Wisconsin	28-13	H	36,086
October 28	W	(1) Illinois (14)	13-7	A	57,122
November 4	L	(2) Navy (6) (Baltimore)	13-32	N	c60,938
November 11	L	(5) Army (1) (Yankee Stadium)	0-59	N	c75,142
November 18	W	(11) Northwestern	21-0	H	39,701
November 25	W	(18) Georgia Tech (10)	21-0	A	28,662
December 2	W	(9) Great Lakes (12)	28-7	H	36,900

1945**Coach:** Hugh Devore**Captain:** Frank Dancewicz **Record:** 7-2-1

September 29	W	Illinois	7-0	H	41,569
October 6	W	Georgia Tech	40-7	A	30,157
October 13	W	(3) Dartmouth	34-0	H	34,645
October 20	W	(3) Pittsburgh	39-9	A	c57,542
October 27	W	(2) Iowa	56-0	H	42,841
November 3	T	(2) Navy (3) (Cleveland)	6-6	N	c82,020
November 10	L	(2) Army (1) (Yankee Stadium)	0-48	N	c74,621
November 17	W	(7) Northwestern	34-7	A	c46,294
November 24	W	(5) Tulane	32-6	A	51,368
December 1	L	(5) Great Lakes	7-39	A	c23,000

1946 - NATIONAL CHAMPIONS**Coach:** Frank Leahy**Captains:** Game by Game **Record:** 8-0-1

September 28	W	Illinois	26-6	A	c75,119
October 5	W	Pittsburgh	33-0	H	50,350
October 12	W	(3) Purdue	49-6	H	c55,452
October 26	W	(2) Iowa (17)	41-6	A	52,311
November 2	W	(2) Navy (Baltimore)	28-0	N	c63,909
November 9	T	(2) Army (1) (Yankee Stadium)	0-0	N	c74,121
November 16	W	(2) Northwestern (R)	27-0	H	c56,000
November 23	W	(2) Tulane	41-0	A	65,841
November 30	W	(2) USC (16)	26-6	H	c55,298

1947 - NATIONAL CHAMPIONS**Coach:** Frank Leahy**Captain:** George Connor **Record:** 9-0-0

October 4	W	Pittsburgh	40-6	A	c64,333
October 11	W	(1) Purdue	22-7	A	42,000
October 18	W	(2) Nebraska	31-0	H	c56,000
October 25	W	(2) Iowa	21-0	H	c56,000
November 1	W	(1) Navy (at Cleveland)	27-0	N	c84,070
November 8	W	(1) Army (9)	27-7	H	c59,171
November 15	W	(1) Northwestern (R)	26-19	A	c48,000
November 22	W	(2) Tulane	59-6	H	c57,000
December 6	W	(1) USC (3)	38-7	A	c104,953

1948**Coach:** Frank Leahy**Captain:** Bill Fischer **Record:** 9-0-1

September 25	W	Purdue	28-27	H	c59,343
October 2	W	Pittsburgh	40-0	A	c64,000
October 9	W	(1) Michigan State	26-7	H	c58,126
October 16	W	(2) Nebraska	44-13	A	c38,000
October 23	W	(2) Iowa	27-12	A	c53,000
October 30	W	(2) Navy (at Baltimore)	41-7	N	c63,314
November 6	W	(1) Indiana (R)	42-6	A	c34,000
November 13	W	(2) Northwestern (8)	12-7	H	c59,305
November 27	W	(2) Washington	46-0	H	50,609
December 4	T	(2) USC (0:35-ND)	14-14	A	c100,571

1949 - NATIONAL CHAMPIONS**Coach:** Frank Leahy**Captains:** Leon Hart, Jim Martin **Record:** 10-0-0

September 24	W	Indiana	49-6	H	53,844
October 1	W	Washington	27-7	A	c41,500
October 8	W	(2) Purdue	35-12	A	c52,000
October 15	W	(1) Tulane (4)	46-7	H	c58,196
October 29	W	(1) Navy (Baltimore)	40-0	N	c62,000
November 5	W	(1) Michigan State (10)	34-21	A	c51,277
November 12	W	(1) North Carolina (Yankee Stadium)	42-6	N	c67,000
November 19	W	(1) Iowa	28-7	H	c56,790
November 26	W	(1) USC (17)	32-0	H	c57,214
December 3	W	(1) SMU	27-20	A	75,457

1950**Coach:** Frank Leahy**Captain:** Jerry Groom **Record:** 4-4-1

September 30	W	(1) North Carolina (2:40) (20)	14-7	H	c56,430
October 7	L	(1) Purdue (R)	14-28	H	c56,746
October 14	W	(10) Tulane	13-9	A	73,159
October 21	L	(11) Indiana	7-20	A	c34,000
October 28	L	Michigan State (15)	33-36	H	c57,866
November 4	W	Navy (R-5) (at Cleveland)	19-10	N	71,074
November 11	W	Pittsburgh	18-7	H	c56,966
November 18	T	Iowa	14-14	A	c52,863
December 2	L	USC	7-9	A	70,177



1951

Coach: Frank Leahy

Captain: Jim Mutscheller **Record:** 7-2-1

September 29	W	(14) Indiana	48-6	H	55,790
October 5	W	(5) Detroit (NT) (Briggs Stadium, Detroit)	40-6	N	52,331
October 13	L	(5) SMU	20-27	H	c58,240
October 20	W	Pittsburgh	33-0	A	c60,127
October 27	W	(15) Purdue	30-9	H	c57,890
November 3	W	(13) Navy (at Baltimore)	19-0	N	44,237
November 10	L	(11) Michigan State (5)	0-35	A	c51,296
November 17	W	*North Carolina	12-7	A	c44,500
November 24	T	Iowa (0:55-ND)	20-20	H	40,685
December 1	W	USC (R) (20)	19-12	A	55,783

*Notre Dame's 400th victory

1952

Coach: Frank Leahy

Captain: Jack Alessandrini **Record:** 7-2-1

September 27	T	(10) Pennsylvania (12)	7-7	A	c74,518
October 4	W	(19) Texas (5)	14-3	A	c67,666
October 11	L	(8) Pittsburgh	19-22	H	45,507
October 18	W	Purdue (9)	26-14	A	49,000
October 25	W	(16) North Carolina	34-14	H	54,338
November 1	W	(13) Navy (at Cleveland)	17-6	N	61,927
November 8	W	(10) Oklahoma (4)	27-21	H	c57,446
November 15	L	(6) Michigan State (1)	3-21	A	c52,472
November 22	W	(9) Iowa	27-0	A	46,600
November 29	W	(7) USC (2)	9-0	H	c58,394

1953

Coach: Frank Leahy

Captain: Don Penza **Record:** 9-0-1

September 26	W	(1) Oklahoma (6)	28-21	A	c59,500
October 3	W	(1) Purdue	37-7	A	49,135
October 17	W	(1) Pittsburgh (15)	23-14	H	c57,998
October 24	W	(1) Georgia Tech (4)	27-14	H	c58,254
October 31	W	(1) Navy (20)	38-7	H	c58,154
November 7	W	(1) Pennsylvania	28-20	A	c74,711
November 14	W	(1) North Carolina	34-14	A	c43,000
November 21	T	(1) Iowa (0:06-ND) (20)	14-14	H	c56,478
November 28	W	(2) USC (20)	48-14	A	97,952
December 5	W	(2) SMU	40-14	H	55,522

TERRY BRENNAN ERA

Five seasons: 32-18-0 (.640)

1954

Coach: Terry Brennan

Captains: Paul Matz, Dan Shannon **Record:** 9-1-0

September 25	W	(2) Texas (4)	21-0	H	c57,594
October 2	L	(1) Purdue (19)	14-27	H	c58,250
October 9	W	(8) Pittsburgh	33-0	A	c60,114
October 16	W	(8) Michigan State (R)	20-19	H	c57,238
October 30	W	(6) Navy (15) (at Baltimore)	6-0	N	c60,000
November 6	W	(5) Pennsylvania	42-7	A	61,189
November 13	W	(5) North Carolina	42-13	H	55,410
November 20	W	(4) Iowa (19)	34-18	A	c56,576
November 27	W	(4) USC (R)(5:57) (17)	23-17	H	c56,438
December 4	W	(4) SMU	26-14	A	c75,501

1955

Coach: Terry Brennan

Captain: Ray Lemek **Record:** 8-2-0

September 24	W	(11) SMU	17-0	H	c56,454
October 1	W	(4) Indiana	19-0	H	c56,494
October 7	W	(5) Miami (Fla.)(NT) (15)	14-0	A	c75,685
October 15	L	(4) Michigan State (13)	7-21	A	c52,007
October 22	W	(11) Purdue	22-7	A	c55,000
October 29	W	(9) Navy (R) (4)	21-7	H	c59,475
November 5	W	(6) Pennsylvania	46-14	A	45,226
November 12	W	(5) North Carolina	27-7	A	38,000
November 19	W	(4) Iowa (2:15)	17-14	H	c59,955
November 26	L	(5) USC	20-42	A	94,892

1956

Coach: Terry Brennan

Captain: Jim Morse **Record:** 2-8-0

September 22	L	(3) SMU (NT)(1:50)	13-19	A	61,000
October 6	W	(17) Indiana	20-6	H	c58,372
October 13	L	(18) Purdue	14-28	H	c58,778
October 20	L	Michigan State (2)	14-47	H	c59,378
October 27	L	Oklahoma (2)	0-40	H	c60,128
November 3	L	Navy (R) (at Baltimore)	7-33	N	57,773
November 10	L	Pittsburgh (20)	13-26	A	c58,697
November 17	W	North Carolina (1:16)	21-14	H	c56,793
November 24	L	Iowa (3)	8-48	A	c56,632
December 1	L	USC (17)	20-28	A	64,538

1957

Coach: Terry Brennan

Captains: Dick Prendergast, Ed Sullivan **Record:** 7-3-0

September 28	W	Purdue	12-0	A	c52,108
October 5	W	(16) Indiana	26-0	H	54,026
October 12	W	(12) Army (10) (Philadelphia)	23-21	N	95,000
October 26	W	(7) Pittsburgh	13-7	H	c58,775
November 2	L	(5) Navy (R) (16)	6-20	H	c58,922
November 9	L	(15) Michigan State (4)	6-34	A	c75,391
November 16	W	Oklahoma (3:50) (2)	7-0	A	c63,170
November 23	L	(9) Iowa (8)	13-21	H	c58,734
November 30	W	(12) USC (5)	40-12	H	54,793
December 7	W	(10) SMU	54-21	A	51,000

1958

Coach: Terry Brennan

Captains: Al Ecuyer, Chuck Puntillo **Record:** 6-4-0

September 27	W	(5) Indiana	18-0	H	49,347
October 4	W	(7) SMU (17)	14-6	A	61,500
October 11	L	(4) Army (3)	2-14	H	c60,564
October 18	W	(12) Duke	9-7	H	c59,068
October 25	L	(11) Purdue (R) (15)	22-29	H	c59,563
November 1	W	Navy (15) (at Baltimore)	40-20	N	c57,773
November 8	L	(14) Pittsburgh (0:11)	26-29	A	55,330
November 15	W	North Carolina (11)	34-24	H	c56,839
November 22	L	(15) Iowa (6)	21-31	A	c58,230
November 29	W	(18) USC	20-13	A	66,903



JOE KUCHARICH ERA

Four seasons: 17-23 (.425)

1959

Coach: Joe Kuharich

Captain: Ken Adamson **Record:** 5-5-0

September 26	W	North Carolina (R)	28-8	H	56,746
October 3	L	(8) Purdue	7-28	A	c50,362
October 10	W	California	28-6	A	68,500
October 17	L	Michigan State	0-19	A	73,480
October 24	L	Northwestern (R) (2)	24-30	H	c59,078
October 31	W	Navy (0:32)	25-22	H	c58,652
November 7	L	Georgia Tech (4:27) (19)	10-14	H	c58,575
November 14	L	Pittsburgh (R)	13-28	A	52,337
November 21	W	Iowa (3:25) (16)	20-19	A	c58,500
November 28	W	USC (7)	16-6	H	48,684

1960

Coach: Joe Kuharich

Captain: Myron Pottios **Record:** 2-8-0

September 24	W	California	21-7	H	49,286
October 1	L	(12) Purdue	19-51	H	c59,235
October 8	L	North Carolina (R)	7-12	A	41,000
October 15	L	Michigan State (14)	0-21	H	c59,133
October 22	L	Northwestern	6-7	A	c55,682
October 29	L	Navy (R) (4) (at Philadelphia)	7-14	N	63,000
November 5	L	Pittsburgh (14)	13-20	H	55,696
November 12	L	Miami (Fla.)(NT)	21-28	A	58,062
November 19	L	Iowa	0-28	H	45,000
November 26	W	USC (R)	17-0	A	54,146

1961

Coach: Joe Kuharich

Captains: Norb Roy, Nick Buoniconti **Record:** 5-5-0

September 30	W	Oklahoma	19-6	H	55,198
October 7	W	Purdue	22-20	A	c51,295
October 14	W	(8) USC	30-0	H	50,427
October 21	L	(6) Michigan State (1)	7-17	A	c76,132
October 28	L	(8) Northwestern	10-12	H	c59,075
November 4	L	Navy	10-13	H	c59,075
November 11	W	Pittsburgh	26-20	A	50,527
November 18	W	Syracuse (0:00) (10)	17-15	H	49,246
November 25	L	Iowa	21-42	A	c58,000
December 2	L	Duke	13-37	A	35,000

1962

Coach: Joe Kuharich

Captain: Mike Lind **Record:** 5-5-0

September 29	W	Oklahoma	13-7	A	c60,500
October 6	L	Purdue	6-24	H	*c61,296
October 13	L	Wisconsin	8-17	A	c61,098
October 20	L	Michigan State (R)	7-31	H	c60,116
October 27	L	Northwestern (3)	6-35	A	c55,752
November 3	W	Navy (R) (at Philadelphia)	20-12	N	35,000
November 10	W	Pittsburgh	43-22	H	52,215
November 17	W	North Carolina	21-7	H	35,553
November 24	W	Iowa	35-12	H	42,653
December 1	L	USC (1)	0-25	A	81,676

*Notre Dame Stadium record

HUGH DEVORE ERA

One season: 2-7 (.222)

1963

Coach: Hugh Devore

Captain: Bob Lehmann **Record:** 2-7-0

September 28	L	Wisconsin (1:07) (6)	9-14	H	56,806
October 5	L	Purdue	6-7	A	c51,723
October 12	W	USC (6:28) (7)	17-14	H	c59,135
October 19	W	UCLA	27-12	H	42,948
October 26	L	Stanford	14-24	A	55,000
November 2	L	Navy (4)	14-35	H	c59,362
November 9	L	Pittsburgh (8)	7-27	H	41,306
November 16	L	Michigan State (4)	7-12	A	70,128
November 23		Iowa*		A	
November 28	L	Syracuse (3:28) (Yankee Stadium)	7-14	N	56,972

*Game cancelled because of the death of President John F. Kennedy

ARA PARSEGHIAN ERA

Eleven seasons: 95-17-4 (.836)

1964

Coach: Ara Parseghian **Captain:** Jim Carroll **Record:** 9-1-0

September 26	W	Wisconsin (R)	31-7	A	c64,398
October 3	W	(9) Purdue	34-15	H	c59,611
October 10	W	(6) Air Force	34-7	A	c44,384
October 17	W	(4) UCLA	24-0	H	58,335
October 24	W	(2) Stanford	28-6	H	56,721
October 31	W	(2) Navy (at Philadelphia)	40-0	N	66,752
November 7	W	(1) Pittsburgh	17-15	A	56,628
November 14	W	(1) Michigan State	34-7	H	c59,265
November 21	W	(1) Iowa	28-0	H	c59,135
November 28	L	(1) USC (1:33)	17-20	A	83,840

1965

Coach: Ara Parseghian

Captain: Phil Sheridan **Record:** 7-2-1

September 18	W	(3) California	48-6	A	53,000
September 25	L	(1) Purdue (6)	21-25	A	c61,291
October 2	W	(8) Northwestern	38-7	H	c59,273
October 9	W	(7) Army (NT) (Shea Stadium)	17-0	N	c61,000
October 23	W	(7) USC (R) (4)	28-7	H	c59,235
October 30	W	(4) Navy	29-3	H	c59,206
November 6	W	(4) Pittsburgh	69-13	A	c57,169
November 13	W	(4) North Carolina	17-0	H	c59,216
November 20	L	(4) Michigan State (1)	3-12	H	c59,291
November 27	T	(6) Miami (Fla.)(NT)	0-0	A	68,077



1966 - NATIONAL CHAMPIONS

Coach: Ara Parseghian

Captain: Jim Lynch **Record:** 9-0-1

September 24	W	(6) Purdue (8)	26-14	H	c59,075
October 1	W	(4) Northwestern	35-7	A	c55,356
October 8	W	(3) Army	35-0	H	c59,075
October 15	W	(2) North Carolina	32-0	H	c59,075
October 22	W	(1) Oklahoma (10)	38-0	A	c63,439
October 29	W	(1) Navy (at Philadelphia)	31-7	N	70,101
November 5	W	(1) Pittsburgh	40-0	H	c59,075
November 12	W	(1) Duke	64-0	H	c59,075
November 19	T	(1) Michigan State (2)	10-10	A	c80,011
November 26	W	(1) USC (10)	51-0	A	88,520

1967

Coach: Ara Parseghian

Captain: Bob (Rocky) Bleier **Record:** 8-2-0

September 23	W	(1) California	41-8	H	c59,075
September 30	L	(1) Purdue (10)	21-28	A	c62,316
October 7	W	(6) Iowa	56-6	H	c59,075
October 14	L	(5) USC (1)	7-24	H	c59,075
October 21	W	Illinois	47-7	A	c71,227
October 28	W	Michigan State	24-12	H	c59,075
November 4	W	(10) Navy	43-14	H	c59,075
November 11	W	(9) Pittsburgh	38-0	A	54,075
November 18	W	(9) *Georgia Tech	36-3	A	c60,024
November 24	W	(6) Miami (Fla.)(NT)	24-22	A	c77,265

*Notre Dame's 500th victory

1968

Coach: Ara Parseghian

Captains: George Kunz, Bob Olson **Record:** 7-2-1

September 21	W	(3) Oklahoma (5)	45-21	H	c59,075
September 28	L	(2) Purdue (1)	22-37	H	c59,075
October 5	W	(5) Iowa	51-28	A	58,043
October 12	W	(5) Northwestern	27-7	H	c59,075
October 19	W	(6) Illinois	58-8	H	c59,075
October 26	L	(5) Michigan State	17-21	A	c77,339
November 2	W	(12) Navy (at Philadelphia)	45-14	N	63,738
November 9	W	(12) Pittsburgh	56-7	H	c59,075
November 16	W	(9) Georgia Tech	34-6	H	c59,075
November 30	T	(9) USC (2)	21-21	A	82,659

1969

Coach: Ara Parseghian

Captains: Bob Olson, Mike Oriard **Record:** 8-2-1

September 20	W	(11) Northwestern	35-10	H	c59,075
September 27	L	(9) Purdue (16)	14-28	A	c68,179
October 4	W	Michigan State (14)	42-28	H	c59,075
October 11	W	(15) Army (Yankee Stadium)	45-0	N	c63,786
October 18	T	(11) USC (3)	14-14	H	c59,075
October 25	W	(12) Tulane (NT)	37-0	A	40,250
November 1	W	(10) Navy	47-0	H	c59,075
November 8	W	(8) Pittsburgh (R)	49-7	A	44,084
November 15	W	(9) Georgia Tech (NT)	38-20	A	41,104
November 22	W	(8) Air Force	13-6	H	c59,075

COTTON BOWL

January 1	L	(9) Texas (1:08) (1) (at Dallas)	17-21	N	c73,000
-----------	---	----------------------------------	-------	---	---------

1970

Coach: Ara Parseghian

Captains: Larry DiNardo, Tim Kelly **Record:** 10-1-0

September 19	W	(6) Northwestern	35-14	A	50,049
September 26	W	(6) Purdue	48-0	H	c59,075
October 3	W	(4) Michigan State	29-0	A	c76,103
October 10	W	(3) Army	51-10	H	c59,075
October 17	W	(3) Missouri (18)	24-7	A	c64,200
October 31	W	(3) Navy (at Philadelphia)	56-7	N	45,226
November 7	W	(2) Pittsburgh	46-14	H	c59,075
November 14	W	(1) Georgia Tech (6:28)	10-7	H	c59,075
November 21	W	(2) LSU (2:54) (7)	3-0	H	c59,075
November 28	L	(4) USC (R)	28-38	A	64,694

COTTON BOWL

January 1	W	(6) Texas (1) (at Dallas)	24-11	N	c73,000
-----------	---	---------------------------	-------	---	---------

1971

Coach: Ara Parseghian

Captains: Walt Patulski, Thom Gatewood **Record:** 8-2-0

September 18	W	(2) Northwestern	50-7	H	c59,075
September 25	W	(2) Purdue (2:58)(R)	8-7	A	c69,765
October 2	W	(4) Michigan State	14-2	H	c59,075
October 9	W	(7) Miami (Fla.)(NT)	17-0	A	c66,039
October 16	W	(7) North Carolina	16-0	H	c59,075
October 23	L	(6) USC	14-28	H	c59,075
October 30	W	(12) Navy	21-0	H	c59,075
November 6	W	(8) Pittsburgh	56-7	A	55,528
November 13	W	(8) Tulane	21-7	H	c59,075
November 20	L	(7) LSU (NT) (14)	8-28	A	c66,936

1972

Coach: Ara Parseghian

Captains: John Dampeer, Greg Marx **Record:** 8-3-0

September 23	W	(13) Northwestern	37-0	A	c55,155
September 30	W	(10) Purdue	35-14	H	c59,075
October 7	W	(7) Michigan State	16-0	A	c77,828
October 14	W	(7) Pittsburgh	42-16	H	c59,075
October 21	L	(8) Missouri (R)	26-30	H	c59,075
October 28	W	(13) TCU	21-0	H	c59,075
November 4	W	(12) Navy (at Philadelphia)	42-23	N	43,089
November 11	W	(12) Air Force	21-7	A	c48,671
November 18	W	(10) Miami (Fla.)	20-17	H	c59,075
December 2	L	(10) USC (1)	23-45	A	75,243

ORANGE BOWL

January 1	L	(12) Nebraska (NT) (9) (Miami)	6-40	N	c80,010
-----------	---	--------------------------------	------	---	---------

1973 - NATIONAL CHAMPIONS

Coach: Ara Parseghian

Captains: Dave Casper, Frank Pomarico, Mike Townsend

Record: 11-0-0

September 22	W	(8) Northwestern	44-0	H	c59,075
September 29	W	(7) Purdue	20-7	A	c69,391
October 6	W	(8) Michigan State	14-10	H	c59,075
October 13	W	(9) Rice (NT)	28-0	A	50,321
October 20	W	(8) Army	62-3	A	c42,503
October 27	W	(8) USC (R) (6)	23-14	H	c59,075
November 3	W	(5) Navy	44-7	H	c59,075
November 10	W	(5) Pittsburgh (S) (20)	31-10	A	c56,593
November 22	W	(5) Air Force	48-15	H	57,236
December 1	W	(5) Miami (Fla.)(NT)	44-0	A	42,968

SUGAR BOWL

December 31	W	(3) Alabama (4:26)(NT) (1) (New Orleans)	24-23	N	c85,161
-------------	---	--	-------	---	---------

1974

Coach: Ara Parseghian

Captains: Tom Clements, Greg Collins **Record:** 10-2-0

September 9	W	(2) Georgia Tech (NT)	31-7	A	45,228
September 21	W	(1) Northwestern	49-3	A	c55,000
September 28	L	(2) Purdue (R)	20-31	H	c59,075
October 5	W	(7) Michigan State	19-14	A	c77,431
October 12	W	(6) Rice (3:08)	10-3	H	c59,075
October 19	W	(7) Army (S)	48-0	H	c59,075
October 26	W	(7) Miami (Fla.)	38-7	H	c59,075
November 2	W	(7) Navy (at Philadelphia)	14-6	N	48,634
November 16	W	(5) Pittsburgh (R)(2:49) (17)	14-10	H	c59,075
November 23	W	(5) Air Force (R)	38-0	H	c59,075
November 30	L	(5) USC (6)	24-55	A	83,522

ORANGE BOWL

January 1	W	(9) Alabama (NT) (U) (2) (Miami)	13-11	N	71,801
-----------	---	----------------------------------	-------	---	--------

DAN DEVINE ERA

Six seasons: 53-16-1 (.764)

1975

Coach: Dan Devine

Captains: Ed Bauer, Jim Stock **Record:** 8-3-0

September 15	W	(9) Boston College (NT) (Foxboro)	17-3	N	c61,501
September 20	W	(9) Purdue	17-0	A	c69,795
September 27	W	(7) Northwestern	31-7	H	c59,075
October 4	L	(8) Michigan State (3:50)	3-10	H	c59,075
October 11	W	(15) North Carolina (1:03)	21-14	A	c49,500
October 18	W	(15) Air Force (3:23)	31-30	A	43,204
October 25	L	(14) USC (3)	17-24	H	c59,075
November 1	W	(15) Navy (R)	31-10	H	c59,075
November 8	W	(12) Georgia Tech	24-3	H	c59,075
November 15	L	(9) Pittsburgh	20-34	A	c56,480
November 22	W	Miami (Fla.)(NT)	32-9	A	24,944

1976

Coach: Dan Devine

Captains: Mark McLane, Willie Fry **Record:** 9-3-0

September 11	L	(11) Pittsburgh (9)	10-31	H	c59,075
September 18	W	Purdue	23-0	H	c59,075
September 25	W	Northwestern	48-0	A	44,396
October 2	W	(18) Michigan State	24-6	A	c77,081
October 16	W	(14) Oregon	41-0	H	c59,075
October 23	W	(12) South Carolina (19)	13-6	A	c56,721
October 30	W	(11) Navy (at Cleveland)	27-21	N	61,172
November 6	L	(11) Georgia Tech	14-23	A	50,079
November 13	W	(18) Alabama (10)	21-18	H	c59,075
November 20	W	(13) Miami (Fla.)	40-27	H	c59,075
November 27	L	(13) USC (3)	13-17	A	76,561

GATOR BOWL

December 27	W	(15) Penn State (NT) (20) (Jacksonville)	20-9	N	67,827
-------------	---	--	------	---	--------

1977 - NATIONAL CHAMPIONS

Coach: Dan Devine

Captains: Ross Browner, Terry Eurick, Willie Fry, Steve Orsini

Record: 11-1-0

September 10	W	(3) Pittsburgh (7)	19-9	A	c56,500
September 17	L	(3) Mississippi (3:28) (Jackson)	13-20	N	c48,200
September 24	W	(11) Purdue (1:39)	31-24	A	c68,966
October 1	W	(14) Michigan State	16-6	H	c59,075
October 15	W	(11) Army (at Giants Stadium)	24-0	N	c72,594
October 22	W	(11) USC (5)	49-19	H	c59,075
October 29	W	(5) Navy	43-10	H	c59,075
November 5	W	(5) Georgia Tech	69-14	H	c59,075
November 12	W	(5) Clemson (15)	21-17	A	c54,189
November 19	W	(6) Air Force	49-0	H	c59,075
December 3	W	(5) Miami (Fla.)(NT)	48-10	A	35,789

COTTON BOWL

January 2	W	(5) Texas (1) (at Dallas)	38-10	N	c76,701
-----------	---	---------------------------	-------	---	---------

1978

Coach: Dan Devine

Captains: Bob Golic, Jerome Heavens, Joe Montana

Record: 9-3-0

September 9	L	(5) Missouri (12:50)	0-3	H	c59,075
September 23	L	(14) Michigan (5)	14-28	H	c59,075
September 30	W	Purdue	10-6	H	c59,075
October 7	W	Michigan State	29-25	A	c77,087
October 14	W	Pittsburgh (9)	26-17	H	c59,075
October 21	W	(20) Air Force	38-15	A	35,425
October 28	W	(19) Miami (Fla.)	20-0	H	c59,075
November 4	W	(15) Navy (11) (at Cleveland)	27-7	N	63,780
November 11	W	(14) Tennessee	31-14	H	c59,075
November 18	W	(10) Georgia Tech (20)	38-21	A	54,526
November 25	L	(8) USC (0:02) (3)	25-27	A	84,256

COTTON BOWL

January 1	W	*(10) Houston (0:00) (9) (Dallas)	35-34	N	32,500
-----------	---	-----------------------------------	-------	---	--------

*Notre Dame's 600th victory

1979

Coach: Dan Devine

Captains: Vagas Ferguson, Tim Foley, Dave Waymer

Record: 7-4-0

September 15	W	(9) Michigan (6)	12-10	A	c105,111
September 22	L	(5) Purdue (17)	22-28	A	c70,567
September 29	W	(15) Michigan State (7)	27-3	H	c59,075
October 6	W	(10) Georgia Tech (R)	21-13	H	c59,075
October 13	W	(10) Air Force	38-13	A	34,881
October 20	L	(9) USC (4)	23-42	H	c59,075
October 27	W	(14) South Carolina (42)	18-17	H	c59,075
November 3	W	(13) Navy	14-0	H	c59,075
November 10	L	(13) Tennessee	18-40	A	c86,489
November 17	L	Clemson (14)	10-16	H	c59,075
November 24	W	Miami (Fla.)(R)	40-15	N*	62,574

*National Olympic Stadium, Tokyo, Japan



1980

Coach: Dan Devine

Captains: Bob Crable, Tom Gibbons, John Scully

Record: 9-2-1

September 6	W	(11) Purdue (9)	31-10	H	c59,075
September 20	W	(8) Michigan (0:00) (14)	29-27	H	c59,075
October 4	W	(7) Michigan State	26-21	A	c76,821
October 11	W	(7) Miami (13)	32-14	H	c59,075
October 18	W	(5) Army	30-3	H	c59,075
October 25	W	(4) Arizona (NT)	20-3	A	c56,211
November 1	W	(3) Navy (at Giants Stadium)	33-0	N	c76,891
November 8	T	(1) Georgia Tech (4:44 – ND)	3-3	A	41,266
November 15	W	(6) Alabama (5)	7-0	A*	c78,873
November 22	W	(2) Air Force	24-10	H	c59,075
December 6	L	(2) USC (17)	3-20	A	82,663

SUGAR BOWL

January 1	L	(7) Georgia (1) (New Orleans)	10-17	N	c77,895
-----------	---	-------------------------------	-------	---	---------

* Legion Field, Birmingham, Ala.

GERRY FAUST ERA

Five seasons: 30-26-1 (.535)

1981

Coach: Gerry Faust

Captains: Bob Crable, Phil Carter **Record:** 5-6-0

September 12	W	(4) LSU	27-9	H	c59,075
September 19	L	(1) Michigan (11)	7-25	A	c105,888
September 26	L	(13) Purdue (0:19)	14-15	A	c70,007
October 3	W	Michigan State	20-7	H	c59,075
October 10	L	Florida State (7:41) (20)	13-19	H	c59,075
October 24	L	USC (4:52) (5)	7-14	H	c59,075
October 31	W	Navy	38-0	H	c59,075
November 7	W	Georgia Tech	35-3	H	c59,075
November 14	W	Air Force	35-7	A	36,700
November 21	L	Penn State (3:48) (13)	21-24	A	c84,175
November 27	L	Miami (9)	15-37	A	50,681

1982

Coach: Gerry Faust

Captains: Phil Carter, Dave Duerson, Mark Zavagnin

Record: 6-4-1

September 18	W	*(20) Michigan (NT) (10)	23-17	H	c59,075
September 25	W	(10) Purdue	28-14	H	c59,075
October 2	W	(11) Michigan St.	11-3	A	c77,119
October 9	W	(10) Miami (0:11) (17)	16-14	H	c59,075
October 16	L	(9) Arizona (0:00)	13-16	H	c59,075
October 23	T	(15) Oregon (0:11-ND)	13-13	A	40,381
October 30	W	Navy (at Giants Stadium)	27-10	N	72,201
November 6	W	Pittsburgh (1)	31-16	A	c60,162
November 13	L	(13) Penn State (5)	14-24	H	c59,075
November 20	L	(18) Air Force	17-30	A	46,712
November 27	L	USC (0:48) (17)	13-17	A	76,459

* First night game at Notre Dame Stadium

1983

Coach: Gerry Faust

Captains: Blair Kiel and Stacey Toran **Record:** 7-5-0

September 10	W	(5) Purdue	52-6	A	c69,782
September 17	L	(4) Michigan St. (8:59)	23-28	H	c59,075
September 24	L	(13) Miami (NT)	0-20	A	52,480
October 1	W	Colorado	27-3	A	c52,692
October 8	W	South Carolina (NT) (7)	30-6	A	c74,500
October 15	W	Army (at Giants Stadium)	42-0	N	75,131
October 22	W	USC	27-6	H	c59,075
October 29	W	(19) Navy	28-12	H	c59,075
November 5	L	(18) Pittsburgh (13:54)	16-21	H	c59,075
November 12	L	Penn State (0:19)	30-34	A	c85,899
November 19	L	Air Force (1:35)	22-23	H	c59,075

LIBERTY BOWL

December 29	W	Boston Col. (NT) (13) (Memphis)	19-18	N	47,071
-------------	---	---------------------------------	-------	---	--------

1984

Coach: Gerry Faust

Captains: Mike Golic, Joe Johnson, Larry Williams

Record: 7-5-0

September 8	L	(8) Purdue (Hoosier Dome, Indianapolis)	21-23	N	c60,672
September 15	W	Michigan St. (8:16)	24-20	A	c76,919
September 22	W	Colorado	55-14	H	c59,075
September 29	W	(19) Missouri	16-14	A	c70,915
October 6	L	(17) Miami (NT) (R) (14)	13-31	H	c59,075
October 13	L	Air Force (R)	7-21	H	c59,075
October 20	L	South Carolina (R) (11)	32-36	H	c59,075
October 27	W	LSU (6)	30-22	A	c78,033
November 3	W	Navy (0:14) (Giants Stadium)	18-17	N	61,795
November 17	W	Penn State	44-7	H	c59,075
November 24	W	USC (R) (14)	19-7	A	66,342

ALOHA BOWL

December 29	L	(17) SMU (10) (at Honolulu)	20-27	N	41,777
-------------	---	-----------------------------	-------	---	--------

1985

Coach: Gerry Faust

Captains: Tony Furjanic, Mike Larkin, Allen Pinkett, Tim Scannell

Record: 5-6-0

September 14	L	(13) Michigan	12-20	A	c105,523
September 21	W	Michigan St. (NT)	27-10	H	c59,075
September 28	L	Purdue	17-35	A	c69,338
October 5	L	Air Force (5:16) (17)	15-21	A	c52,123
October 19	W	Army (19)	24-10	H	c59,075
October 26	W	USC	37-3	H	c59,075
November 2	W	Navy	41-17	H	c59,075
November 9	W	Mississippi (R)	37-14	H	c59,075
November 16	L	Penn State (R) (1)	6-36	A	c84,000
November 23	L	LSU (3:26) (17)	7-10	H	c59,075
November 30	L	Miami (4)	7-58	A	49,236



LOU HOLTZ ERA

Eleven seasons: 100-30-2 (.765)

1986

Coach: Lou Holtz

Captain: Mike Kovaleski **Record:** 5-6-0

September 13	L	Michigan (3)	23-24	H	c59,075
September 20	L	(20) Michigan State	15-20	A	c79,895
September 27	W	Purdue	41-9	H	c59,075
October 4	L	Alabama (2)	10-28	A*	c75,808
October 11	L	Pittsburgh (1:25)	9-10	H	c59,075
October 18	W	Air Force	31-3	H	c59,075
November 1	W	Navy (NT) (Memorial Stadium, Balt.)	33-14	N	c61,335
November 8	W	SMU	61-29	H	c59,075
November 15	L	Penn State (3)	19-24	H	c59,075
November 22	L	LSU (NT) (8)	19-21	A	c78,197
November 29	W	USC (0:00) (17)	38-37	A	70,614

*Legion Field, Birmingham, Ala.

1987

Coach: Lou Holtz

Captains: Chuck Lanza, Byron Spruell **Record:** 8-4-0

September 12	W	(16) Michigan (9)	26-7	A	c106,098
September 19	W	(9) Michigan St. (NT) (17)	31-8	H	c59,075
September 26	W	(8) Purdue	44-20	A	c68,528
October 10	L	(4) Pittsburgh (NT) (R)	22-30	A	c56,400
October 17	W	(11) Air Force	35-14	A	c51,112
October 24	W	(10) USC	26-15	H	c59,075
October 31	W	(9) Navy	56-13	H	c59,075
November 7	W	(9) Boston College (5:25)	32-25	H	c59,075
November 14	W	(7) Alabama (10)	37-6	H	c59,075
November 21	L	(7) Penn State	20-21	A	c84,000
November 28	L	(10) Miami (2)	0-24	A	c76,640

COTTON BOWL

January 1	L	(12) Texas A&M (13) (Dallas)	10-35	N	c73,006
-----------	---	------------------------------	-------	---	---------

1988 - NATIONAL CHAMPIONS

Coach: Lou Holtz

Captains: Ned Bolcar, Mark Green, Andy Heck **Record:** 12-0-0

September 10	W	(13) Michigan (1:13) (NT) (9)	19-17	H	c59,075
September 17	W	(8) Michigan State	20-3	A	c77,472
September 24	W	(8) Purdue	52-7	H	c59,075
October 1	W	(5) Stanford (NT)	42-14	H	c59,075
October 8	W	(5) Pittsburgh	30-20	A	c56,500
October 15	W	(4) Miami (1)	31-30	H	c59,075
October 22	W	(2) Air Force	41-13	H	c59,075
October 29	W	(2) Navy (Memorial Stadium, Balt.)	22-7	N	54,929
November 5	W	(1) Rice	54-11	H	c59,075
November 19	W	(1) Penn State	21-3	H	c59,075
November 26	W	(1) USC (2)	27-10	A	c93,829

FIESTA BOWL

January 2	W	(1) West Virginia (3) (Tempe)	34-21	N	c74,911
-----------	---	-------------------------------	-------	---	---------

1989

Coach: Lou Holtz

Captains: Ned Bolcar, Anthony Johnson, Tony Rice

Record: 12-1-0

August 31	W	(2) Virginia (NT) (at Giants Stadium)	36-13	N	c77,323
September 16	W	(1) Michigan (2)	24-19	A	c105,912
September 23	W	(1) Michigan State	21-13	H	c59,075
September 30	W	(1) Purdue	40-7	A	c67,861
October 7	W	(1) Stanford	27-17	A	c86,019
October 14	W	(1) Air Force (NT) (17)	41-27	A	c53,533
October 21	W	(1) USC (5:18) (9)	28-24	H	c59,075
October 28	W	(1) Pittsburgh (7)	45-7	H	c59,075
November 4	W	(1) Navy	41-0	H	c59,075
November 11	W	(1) SMU	59-6	H	c59,075
November 18	W	(1) Penn State (17)	34-23	A	c86,025
November 25	L	(1) Miami (7) (NT)	10-27	A	c81,634

ORANGE BOWL

January 1	W	(4) Colorado (1) (NT) (Miami)	21-6	N	c81,191
-----------	---	-------------------------------	------	---	---------

1990

Coach: Lou Holtz

Captains: Mike Heldt, Todd Lyght, Ricky Watters, Chris Zorich

Record: 9-3-0

September 15	W	(1) Michigan (NT) (1:40) (4)	28-24	H	c59,075
September 22	W	(1) Michigan St. (0:34) (24)	20-19	A	c80,401
September 29	W	(1) Purdue	37-11	H	c59,075
October 6	L	(1) Stanford (0:36)	31-36	H	c59,075
October 13	W	(8) Air Force	57-27	H	c59,075
October 20	W	(6) Miami (2)	29-20	H	c59,075
October 27	W	(3) Pittsburgh (NT)	31-22	A	c56,500
November 3	W	(2) Navy (at Giants Stadium)	52-31	N	70,382
November 10	W	(1) Tennessee (9)	34-29	A	c97,123
November 17	L	(1) Penn State (0:04) (18)	21-24	H	c59,075
November 24	W	(7) USC (NT) (18)	10-6	A	c91,639

ORANGE BOWL

January 1	L	(5) Colorado (NT) (1) (Miami)	9-10	N	c77,062
-----------	---	-------------------------------	------	---	---------

1991

Coach: Lou Holtz

Captain: Rodney Culver **Record:** 10-3-0

September 7	W	(7) Indiana	49-27	H	c59,075
September 14	L	(7) Michigan (3)	14-24	A	c106,138
September 21	W	(11) Michigan State	49-10	H	c59,075
September 28	W	(8) Purdue	45-20	A	c67,861
October 5	W	(8) Stanford (NT)	42-26	A	70,798
October 12	W	(7) Pittsburgh (12)	42-7	H	c59,075
October 19	W	(5) Air Force (NT)	28-15	A	c52,024
October 26	W	(5) USC	24-20	H	c59,075
November 2	W	(5) @ Navy	38-0	H	c59,075
November 9	L	(5) *Tennessee (4:03) (13)	34-35	H	c59,075
November 16	L	(12) Penn State (8)	13-35	A	c96,672
November 30	W	(17) Hawaii (NT)	48-42	A	c50,000

SUGAR BOWL

January 1	W	(18) Florida (NT) (3) (New Orleans)	39-28	N	c76,447
-----------	---	-------------------------------------	-------	---	---------

*300th game played in Notre Dame Stadium

@ Notre Dame's 700th victory



1992

Coach: Lou Holtz

Captains: Demetrius DuBose, Rick Mirer **Record:** 10-1-1

September 5	W	(3) Northwestern (at Soldier Field)	42-7	N	64,877
September 12	T	(3) Michigan (5:28-ND) (6)	17-17	H	c59,075
September 19	W	(7) Michigan State	52-31	A	c76,188
September 26	W	(6) Purdue (R)	48-0	H	c59,075
October 3	L	(7) Stanford (19)	16-33	H	c59,075
October 10	W	(14) Pittsburgh (NT)	52-21	A	52,155
October 24	W	(10) Brigham Young	42-16	H	c59,075
October 31	W	(10) Navy (at Giants Stadium)	38-7	N	58,769
November 7	W	(8) Boston College (9)	54-7	H	c59,075
November 14	W	(8) Penn State (5) (0:20) (22)	17-16	H	c59,075
November 28	W	(5) USC (NT) (19)	31-23	A	90,063

COTTON BOWL

January 1	W	(5) Texas A & M (4) (at Dallas)	28-3	N	c71,615
-----------	---	---------------------------------	------	---	---------

1993

Coach: Lou Holtz

Captains: Jeff Burris, Tim Ruddy, Aaron Taylor, Bryant Young

Record: 11-1-0

September 4	W	(7) Northwestern	27-12	H	c59,075
September 11	W	(11) Michigan (3)	27-23	A	# c106,851
September 18	W	(4) Michigan State	36-14	H	c59,075
September 25	W	(4) Purdue (R)	17-0	A	67,861
October 2	W	(4) Stanford	48-20	A	80,300
October 9	W	(4) Pittsburgh	44-0	H	c59,075
October 16	W	(3) BYU (NT)	45-20	A	c66,247
October 23	W	(2) USC	31-13	H	c59,075
October 30	W	(2) Navy (R) (Veterans Stadium, Phila.)	58-27	N	61,813
November 13	W	(2) Florida State (1)	31-24	H	c59,075
November 20	L	(1) Boston College (0:00) (16)	39-41	H	c59,075

COTTON BOWL

January 1	W	(4) Texas A&M (2:22) (Dallas) (7)	24-21	N	69,855
-----------	---	-----------------------------------	-------	---	--------

#largest regular-season attendance in NCAA history at time of game

1994

Coach: Lou Holtz

Captains: Lee Becton, Justin Goheen, Brian Hamilton, Ryan Leahy

Record: 6-5-1

September 3	W	(3) Northwestern (NT) (Soldier Field)	42-15	N	c66,946
September 10	L	(3) Michigan (6) (:02)	24-26	H	c59,075
September 17	W	(8) Michigan State	21-20	A	c74,183
September 24	W	(9) Purdue (R)	39-21	H	c59,075
October 1	W	(8) Stanford	34-15	H	c59,075
October 8	L	(8) Boston College	11-30	A	c44,500
October 15	L	(17) BYU	14-21	H	c59,075
October 29	W	Navy	58-21	H	c59,075
November 12	L	Florida State (8) (Orlando) (2:53)	16-23	N	c72,868
November 19	W	Air Force	42-30	H	c59,075
November 26	T	USC (NT) (17) (4:53 USC)	17-17	A	c90,217

FIESTA BOWL

January 2	L	Colorado (4) (at Tempe)	24-41	N	c73,698
-----------	---	-------------------------	-------	---	---------

1995

Coach: Lou Holtz

Captains: Paul Grasmanis, Ryan Leahy, Derrick Mayes, Shawn Wooden, Dusty Zeigler

Record: 9-3-0

September 2	L	(9) Northwestern	15-17	H	c59,075
September 9	W	(25) Purdue	35-28	A	c70,559
September 16	W	(24) Vanderbilt	41-0	H	c59,075
September 23	W	(21) Texas (13)	55-27	H	c59,075
September 30	L	(15) Ohio State (7)	26-45	A	c95,537
October 7	W	(23) Washington (1:24, 0:28) (15)	29-21	A	c74,023
October 14	W	(17) Army (at Giants Stadium)	28-27	N	c74,218
October 21	W	(17) USC (5)	38-10	H	c59,075
October 28	W	(12) Boston College	20-10	H	c59,075
November 4	W	(8) Navy	35-17	H	c59,075
November 18	W	(8) Air Force (NT)	44-14	A	c54,182

ORANGE BOWL

January 1	L	(6) Florida State (8) (NT) (at Miami)	26-31	N	72,198
-----------	---	---------------------------------------	-------	---	--------

1996

Coach: Lou Holtz

Captains: Lyron Cobbins, Marc Edwards, Ron Powlus

Record: 8-3

September 5	W	*(6) Vanderbilt (NT)	14-7	A	c41,523
September 14	W	(9) Purdue	35-0	H	c59,075
September 21	W	(9) Texas (0:00) (6)	27-24	A	c83,312
September 28	L	(5) Ohio State (4)	16-29	H	c59,075
October 12	W	(11) Washington (16)	54-20	H	c59,075
October 19	L	(8) Air Force	17-20 (ot)	H	c59,075
November 2	W	(19) Navy (at Croke Park, Dublin, Ireland)	54-27	N	38,651
November 9	W	(17) Boston College	48-21	A	c44,500
November 16	W	(14) Pittsburgh	60-6	H	c59,075
November 23	W	(10) Rutgers	62-0	H	c59,075
November 30	L	(10) USC (NT)	20-27 (ot)	A	c90,296

* Notre Dame's 1,000th game

BOB DAVIE ERA

Five seasons: 35-25 (.583)

1997

Coach: Bob Davie

Captains: Melvin Dansby, Ron Powlus, Allen Rossum

Record: 7-6

September 6	W	(11) *Georgia Tech (2:37)	17-13	H	c80,225
September 13	L	(12) Purdue	17-28	A	c68,789
September 20	L	Michigan State (17)	7-23	H	c80,225
September 27	L	Michigan (6)	14-21	A	c106,508
October 4	L	Stanford (19)	15-33	A	75,651
October 11	W	Pittsburgh	45-21	A	47,306
October 18	L	USC (1:05)	17-20	H	c80,225
October 25	W	Boston College	52-20	H	c80,225
November 1	W	Navy (R) (5:48)	21-17	H	c80,225
November 15	W	LSU (11)	24-6	A	c80,556
November 22	W	West Virginia (22) (4:56)	21-14	H	c80,225
November 29	W	Hawaii (0:05) (NT)	23-22	A	41,509

INDEPENDENCE BOWL

December 28	L	LSU (15) (NT) (at Shreveport)	9-27	N	c50,459
-------------	---	-------------------------------	------	---	---------

* Rededication of Notre Dame Stadium

1998

Coach: Bob Davie

Captains: Bobbie Howard, Kory Minor, Mike Rosenthal

Record: 9-3

September 5	W	(22) Michigan (5)	36-20	H	c80,012
September 12	L	(10) Michigan State (NT)	23-45	A	c74,267
September 26	W	(t23) Purdue (0:57)	31-30	H	c80,225
October 3	W	(t23) Stanford	35-17	H	c80,012
October 10	W	(22) Arizona State	28-9	A	c73,501
October 24	W	(18) Army (1:06)	20-17	H	c80,012
October 31	W	(16) Baylor	27-3	H	c80,012
November 7	W	(13) Boston College (5:54)	31-26	A	c44,500
November 14	W	(12) Navy (at Jack Kent Cooke Stadium, Raljon, Md.)	30-0	N	c78,844
November 21	W	(10) LSU (1:27)	39-36	H	c80,012
November 28	L	(9) USC (NT)	0-10	A	90,069

GATOR BOWL

January 1	L	(17) Georgia Tech (12) (at Jacksonville)	28-35	N	70,790
-----------	---	--	-------	---	--------

1999

Coach: Bob Davie **Captain:** Jarious Jackson **Record:** 5-7

August 28	W	(18) *Kansas	48-13	H	c80,012
September 4	L	(16) Michigan (7) (1:38)	22-26	A	#c111,523
September 11	L	(16) Purdue (20)	23-28	A	c69,843
September 18	L	(24) Michigan State	13-23	H	c80,012
October 2	W	Oklahoma (23)	34-30	H	c80,012
October 9	W	Arizona State	48-17	H	c80,012
October 16	W	USC (2:40) (R)	25-24	H	c80,012
October 30	W	Navy (0:36)	28-24	H	c80,012
November 6	L	(24) Tennessee (4) (NT)	14-38	A	c107,619
November 13	L	Pittsburgh	27-37	A	c60,190
November 20	L	Boston College (25)	29-31	H	c80,012
November 27	L	Stanford (NT) (0:00)	37-40	A	57,980

*State of Indiana Eddie Robinson Classic

#largest regular-season attendance in NCAA history at time of game

2000

Coach: Bob Davie

Captains: Anthony Denman, Jabari Holloway, Grant Irons,

Dan O'Leary

Record: 9-3

September 2	W	Texas A&M (23)	24-10	H	c80,232
September 9	L	(23) Nebraska (1)	24-27 (ot)	H	c80,232
September 16	W	(21) Purdue (13) (0:00)	23-21	H	c80,232
September 23	L	(16) Michigan State (23) (1:48)	21-27	A	c74,714
October 7	W	(25) Stanford	20-14	H	c80,232
October 14	W	(20) Navy (at Citrus Bowl, Orlando)	45-14	N	47,291
October 21	W	(20) West Virginia	42-28	A	c64,424
October 28	W	(19) Air Force	34-31 (ot)	H	c80,232
November 11	W	(11) Boston College	28-16	H	c80,653
November 18	W	(11) Rutgers	45-17	A	c40,011
November 25	W	(11) USC	38-21	A	81,342

FIESTA BOWL

January 1	L	(10) Oregon State (5) (NT) (at Tempe)	9-41	N	c75,428
-----------	---	---------------------------------------	------	---	---------

2001

Coach: Bob Davie

Captains: Rocky Boiman, David Givens, Grant Irons,

Anthony Weaver

Record: 5-6

September 8	L	(23) Nebraska (5) (NT)	10-27	A	c78,118
September 22	L	(23) Michigan State	10-17	H	c80,795
September 29	L	Texas A&M	3-24	A	c87,206
October 6	W	Pittsburgh	24-7	H	c80,795
October 13	W	West Virginia (R)	34-24	H	c80,795
October 20	W	USC	27-16	H	c80,795
October 27	L	Boston College (NT)	17-21	A	c44,500
November 3	L	Tennessee (7)	18-28	H	c80,795
November 17	W	Navy	34-16	H	c80,795
November 24	L	Stanford (13) (1:08) (NT) (R)	13-17	A	51,780
*December 1	W	Purdue (NT)	24-18	A	c68,750

*Moved from originally scheduled date of September 15 because of the 9/11 terrorist attacks



TYRONE WILLINGHAM ERA

Three seasons: 21-15 (.583)

2002

Coach: Tyrone Willingham

Captains: Arnaz Battle, Sean Mahan, Gerome Sapp, Shane Walton

Record: 10-3

August 31	W	*Maryland (21) (NT) (at Giants Stadium)	22-0	N	c72,903
September 7	W	(23) Purdue	24-17	H	c80,795
September 14	W	(20) Michigan (7)	25-23	H	c80,795
September 21	W	(12) Michigan State (1:15)	21-17	A	c75,182
October 5	W	(9) Stanford	31-7	H	c80,795
October 12	W	(8) Pittsburgh	14-6	H	c80,795
October 19	W	(7) Air Force (18) (NT)	21-14	A	c56,409
October 26	W	(6) Florida State (11)	34-24	A	c84,106
November 2	L	(4) Boston College	7-14	H	c80,935
November 9	W	(9) Navy (at Ravens Stadium) (2:08)	30-23	N	c70,260
November 23	W	(8) Rutgers	42-0	H	c80,795
November 30	L	(7) USC (6) (NT)	13-44	A	c91,432

GATOR BOWL

January 1	L	(11) NC State (17) (at Jacksonville)	6-28	N	c73,491
-----------	---	--------------------------------------	------	---	---------

*Kickoff Classic, East Rutherford, N.J.

2003

Coach: Tyrone Willingham

Captains: Darrell Campbell, Vontez Duff, Omar Jenkins,

Jim Molinaro

Record: 5-7

September 6	W	(19) Washington State	29-26 (ot)	H	c80,795
September 13	L	(15) Michigan (5)	0-38	A	c111,726
September 20	L	Michigan State	16-22	H	c80,795
September 27	L	Purdue (22)	10-23	A	c64,614
October 11	W	Pittsburgh (15) (NT)	20-14	A	c66,421
October 18	L	USC (5)	14-45	H	c80,795
October 25	L	Boston College (0:38)	25-27	A	c44,500
November 1	L	Florida State (5)	0-37	H	c80,795
November 8	W	Navy (0:00)	27-24	H	c80,795
November 15	W	BYU	33-14	H	c80,795
November 29	W	Stanford (NT)	57-7	A	c46,500
December 6	L	Syracuse	12-38	A	c48,170

2004

Coach: Tyrone Willingham

Captains: Mike Goolsby, Ryan Grant, Carlyle Holiday, Justin Tuck

Record: 6-6

September 4	L	BYU (NT)	17-20	A	c65,251
September 11	W	Michigan (8)	28-20	H	c80,795
September 18	W	at Michigan State (NT)	31-24	A	c74,962
September 25	W	Washington	38-3	H	c80,795
October 2	L	Purdue (15)	16-41	H	c80,795
October 9	W	*Stanford	23-15	H	c80,795
October 16	W	Navy (at Giants Stadium)	27-9	N	c76,166
October 23	L	Boston College (0:54)	23-24	H	c80,795
November 6	W	Tennessee (9)	17-13	A	c107,266
November 13	L	Pittsburgh (0:01)	38-41	H	80,795
November 27	L	USC (1) (NT)	10-41	A	92,611

INSIGHT BOWL

December 28	L	\$Oregon State (at Phoenix) (NT)	21-38	N	c45,917
-------------	---	-------------------------------------	-------	---	---------

*Notre Dame's 800th victory

\$Kent Baer served as interim head coach for the 2004 Insight Bowl. Notre Dame's loss in that game is not reflected in Tyrone Willingham's overall record with the Irish.

CHARLIE WEIS ERA

Five seasons: 35-27 (.565)

2005

Coach: Charlie Weis **Captains:** Brady Quinn, Brandon Hoyte

Record: 9-3

September 3	W	Pittsburgh (23) (NT)	42-21	A	c66,451
September 10	W	(20) Michigan (3)	17-10	A	c111,386
September 17	L	(10) Michigan State	41-44 (ot)	H	c80,795
September 24	W	(16) Washington	36-17	A	71,743
October 1	W	(13) Purdue (22) (NT)	49-28	A	c65,491
October 15	L	(9) USC (1)(0:03)	31-34	H	c80,795
October 22	W	(9) BYU	49-23	H	c80,795
November 5	W	(8) Tennessee	41-21	H	c80,795
November 12	W	(7) Navy	42-21	H	c80,795
November 19	W	(6) Syracuse	34-10	H	c80,795
November 26	W	(6) Stanford (0:55) (NT)	38-31	A	56,057

FIESTA BOWL

January 2	L	(5) Ohio State (4) (at Tempe)	20-34	N	c76,196
-----------	---	-------------------------------	-------	---	---------

**2006****Coach:** Charlie Weis**Captains:** Brady Quinn, Tom Zbikowski, Travis Thomas**Record:** 10-3

September 2	W	(2) Georgia Tech (NT)	14-10	A	c56,680
September 9	W	(4) Penn State (19)	41-17	H	c80,795
September 16	L	(2) Michigan (11)	21-47	H	c80,795
September 23	W	(12) Michigan State (NT) (2:53)	40-37	A	c80,193
September 30	W	(12) Purdue	35-21	H	c80,795
October 7	W	(12) Stanford	31-10	H	c80,795
October 21	W	(10) UCLA (0:27)	20-17	H	c80,795
October 28	W	(11) vs. Navy (at Ravens Stadium)	38-14	N	c71,851
November 4	W	(11) North Carolina	45-26	H	c80,795
November 11	W	(9) Air Force	39-17	A	c49,367
November 18	W	(6) Army	41-9	H	c80,795
November 25	L	(6) USC (3) (NT)	24-44	A	91,800

SUGAR BOWL

January 3	L	(11) LSU (4) (at New Orleans) (NT)	14-41	N	c77,781
-----------	---	------------------------------------	-------	---	---------

2007**Coach:** Charlie Weis**Captains:** Maurice Crum, Jr., John Carlson, John Sullivan,

Tom Zbikowski, Travis Thomas

Record: 3-9

September 1	L	Georgia Tech	3-33	H	c80,795
September 8	L	Penn State (NT) (14)	10-31	A	c110,078
September 15	L	Michigan	0-38	A	c111,178
September 22	L	Michigan State	14-31	H	c80,795
September 29	L	Purdue	19-33	A	c62,250
October 6	W	UCLA (NT)	20-6	A	78,543
October 13	L	Boston College (4)	14-27	H	c80,795
October 20	L	USC (13)	0-38	H	c80,795
November 3	L	Navy	44-46 (3ot)	H	c80,795
November 10	L	Air Force	24-41	H	c80,795
November 17	W	Duke	28-7	H	c80,795
November 24	W	Stanford	21-14	A	48,953

2008**Coach:** Charlie Weis**Captains:** Maurice Crum, Jr., David Bruton, David Grimes**Record:** 7-6

September 6	W	San Diego State	21-13	H	c80,795
September 13	W	Michigan (R)	35-17	H	c80,795
September 20	L	Michigan State	7-23	A	c76,366
September 27	W	Purdue	38-21	H	c80,795
October 4	W	Stanford	28-21	H	c80,795
October 11	L	North Carolina (22)	24-29	A	c60,500
October 25	W	Washington (NT)	33-7	A	70,437
November 1	L	Pittsburgh	33-36 (4ot)	H	c80,795
November 8	L	Boston College (NT)	0-17	A	c44,500
November 15	W	vs. Navy (at Ravens Stadium)	27-21	N	c70,932
November 22	L	Syracuse	23-24	H	c80,795
November 29	L	USC (5) (NT)	3-38	A	90,689

HAWAII BOWL

December 24	W	Hawai'i (at Honolulu)	49-21	A	45,718
-------------	---	-----------------------	-------	---	--------

2009**Coach:** Charlie Weis**Captains:** Jimmy Clausen, Eric Olsen, Kyle McCarthy, Scott Smith**Record:** 6-6

September 5	W	(23) Nevada	35-0	H	c80,795
September 12	L	(18) Michigan (0:11)	34-38	A	c110,278
September 19	W	Michigan State (5:18)	33-30	H	c80,795
September 26	W	Purdue (NT) (0:25)	24-21	A	59,082
October 3	W	Washington (R)	37-30 (ot)	H	c80,795
October 17	L	(25) USC (6)	27-34	H	c80,795
October 24	W	Boston College	20-16	H	c80,795
October 31	W	(25) Washington State (NT) (at San Antonio)	40-14	N	53,407
November 7	L	(19) Navy	21-23	H	c80,795
November 14	L	Pittsburgh (8) (NT)	22-27	A	c63,745
November 21	L	Connecticut	30-33 (2 ot)	H	c80,795
November 28	L	Stanford (NT) (0:59)	38-45	A	c50,519

BRIAN KELLY ERA

Eleven seasons: *102-39 (.723)

* Includes 20 regular-season wins and two postseason appearances later vacated under discretionary NCAA penalty. See Rev. John I. Jenkins, C.S.C. statement (<https://president.nd.edu/writings-addresses/2018-writings/a-letter-from-the-president-on-the-ncaa-infractions-case/>).

2010**Coach:** Brian Kelly **Captains:** Game-by-Game **Record:** 8-5

September 4	W	Purdue	23-12	H	c80,795
September 11	L	Michigan (0:27)	24-28	H	c80,795
September 18	L	Michigan State (NT) (R)	31-34 (ot)	A	c78,411
September 25	L	Stanford (16)	14-37	H	c80,795
October 2	W	Boston College (NT)	31-13	A	c44,500
October 9	W	Pittsburgh	23-17	H	c80,795
October 16	W	Western Michigan	44-20	H	c80,795
October 23	L	Navy (at New Meadowlands)	17-35	N	75,614
October 30	L	Tulsa	27-28	H	c80,795
November 13	W	Utah (15) (R)	28-3	H	c80,795
November 20	W	Army (NT) (at Yankee Stadium)	27-3	N	c54,251
November 27	W	USC (NT) (R) (2:23)	20-16	A	85,417

SUN BOWL

December 31	W	Miami, Fla. (at El Paso)	33-17	N	c54,021
-------------	---	--------------------------	-------	---	---------

2011**Coach:** Brian Kelly **Captain:** Harrison Smith **Record:** 8-5

September 3	L	(16) USF (R)	20-23	H	c80,795
September 10	L	Michigan (NT) (0:02)	31-35	A	c114,804
September 17	W	Michigan State (15)	31-13	H	c80,795
September 24	W	Pittsburgh	15-12	A	65,050
October 1	W	Purdue (NT)	38-10	A	61,555
October 8	W	Air Force	59-33	H	c80,795
October 22	L	USC	17-31	H	c80,795
October 29	W	Navy	56-14	H	c80,795
November 5	W	Wake Forest (NT)	24-17	A	c36,307
November 12	W	Maryland (FedEx Field) (NT)	45-21	N	70,251
November 19	W	(24) Boston College (R)	16-14	H	c80,795
November 26	L	(22) Stanford (4) (NT)	14-28	A	c50,360

CHAMPS SPORTS BOWL

December 29	L	Florida State (25) (at Orlando) (NT)	14-18	N	c68,305
-------------	---	--------------------------------------	-------	---	---------



2012

Coach: Brian Kelly

Captains: Tyler Eifert, Zack Martin, Kapron Lewis-Moore, Manti Te'o

Record: *12-1

September 1	W	Navy (Aviva Stadium, Dublin, Ireland)	50-10	N	c48,820
September 8	W	(22) Purdue (0:07)	20-17	H	c80,795
September 15	W	(20) Michigan State (10) (NT)	20-3	A	c79,219
September 22	W	(11) Michigan (18) (NT)	13-6	H	c80,795
October 6	W	(9) Miami, Fla. (Soldier Field) (NT)	41-3	N	c62,871
October 13	W	(7) Stanford (17) (R) (0:20)	20-13 (ot)	H	c80,795
October 20	W	(5) BYU	17-14	H	c80,795
October 27	W	(5) Oklahoma (8) (NT)	30-13	A	c86,031
November 3	W	(4) Pittsburgh (R) (2:11)	29-26 (3ot)	H	c80,795
November 10	W	(4) Boston College (NT)	21-6	A	c44,500
November 17	W	(3) Wake Forest	38-0	H	c80,795
November 24	W	(1) USC (NT)	22-13	A	c93,607

BCS NATIONAL CHAMPIONSHIP GAME

January 7	L	(1) Alabama (2) (at Miami) (NT)	14-42	N	c80,120
-----------	---	---------------------------------	-------	---	---------

2013

Coach: Brian Kelly

Captains: Bennett Jackson, TJ Jones, Zack Martin

Record: *9-4

August 31	W	(14) Temple	28-6	H	c80,795
September 7	L	(14) Michigan (17) (NT)	30-41	A	c115,109
September 14	W	(21) Purdue (NT)	31-24	A	c61,127
September 21	W	(22) Michigan State	17-13	H	c80,795
September 28	L	(22) Oklahoma (14)	21-35	H	c80,795
October 5	W	Arizona St. (22) (NT) (3:03) (Arlington, Texas)	37-34	N	66,960
October 19	W	USC (NT)	14-10	H	c80,795
October 26	W	Air Force	45-10	A	44,672
November 2	W	Navy (3:47)	38-34	H	c80,795
November 9	L	(24) Pittsburgh (NT)	21-28	A	c65,500
November 23	W	BYU (S)	23-13	H	c80,795
November 30	L	(25) Stanford (8) (NT)	20-27	A	c50,537

PINSTRIP BOWL

December 28	W	(25) Rutgers (at Yankee Stadium)	29-16	N	c47,122
-------------	---	----------------------------------	-------	---	---------

* Excludes 20 regular-season wins and two postseason appearances later vacated under discretionary NCAA penalty; actual records were 12-1 in 2012 and 9-4 in 2013. See Rev. John I. Jenkins, C.S.C. statement (<https://president.nd.edu/writings-addresses/2018-writings/a-letter-from-the-president-on-the-ncaa-infractions-case/>).

2014

Coach: Brian Kelly

Captains: Austin Collinsworth, Sheldon Day, Nick Martin,

Cam McDaniel

Record: 8-5

August 30	W	(17) Rice	48-17	H	c80,795
September 6	W	(16) Michigan (NT)	31-0	H	c80,795
September 13	W	(11) Purdue (NT) (at Lucas Oil Stadium)	30-14	N	56,832
September 27	W	(8) Syracuse (NT) (at MetLife Stadium)	31-15	N	c76,802
October 4	W	(9) Stanford (14) (1:01) (R)	17-14	H	c80,795
October 11	W	(6) North Carolina	50-43	H	c80,795
October 18	L	(5) Florida State (2) (NT)	27-31	A	c82,431
November 1	W	(6) Navy (NT) (at FedEx Field)	49-39	N	36,807
November 8	L	(8) Arizona State (11)	31-55	A	c65,870
November 15	L	(15) Northwestern	40-43 (ot)	H	c80,795
November 22	L	(RV) Louisville	28-31	H	c80,795
November 29	L	USC	14-49	A	79,586

MUSIC CITY BOWL

December 30	W	LSU (22) (0:00) (at Nashville)	31-28	N	60,419
-------------	---	--------------------------------	-------	---	--------

2015

Coach: Brian Kelly

Captains: Sheldon Day, Matthias Farley, Nick Martin, Joe Schmidt, Jaylon Smith

Record: 10-3

September 5	W	(17) Texas (NT)	38-3	H	c80,795
September 12	W	(16) Virginia (0:12)	34-27	A	c58,200
September 19	W	(11) Georgia Tech (14)	30-22	H	c80,795
September 26	W	(8) Massachusetts	62-27	H	c80,795
October 3	L	(9) Clemson (11) (R) (NT)	22-24	A	c82,415
October 10	W	(6) Navy	41-24	H	c80,795
October 17	W	(5) USC (NT)	41-31	H	c80,795
October 31	W	(6) Temple (21) (2:09) (NT)	24-20	A	c69,280
November 7	W	(8) Pittsburgh	42-30	A	c68,400
November 14	W	(15) Wake Forest	28-7	H	c80,795
November 21	L	(RV) Boston Coll. (NT) (at Fenway Park)	16-13	N	c38,686
November 28	L	Stanford (13) (0:00) (NT)	36-38	A	c51,424

FIESTA BOWL

January 1	L	Ohio State (7) (at Glendale)	28-44	N	c71,123
-----------	---	------------------------------	-------	---	---------

2016

Coach: Brian Kelly

Captains: Torii Hunter Jr., Mike McGlinchey, James Onwualu, Isaac Rochell

Record: 4-8

September 4	L	(10) Texas (3:29) (NT)	47-50 (2 ot)	A	c102,315
September 10	W	(18) Nevada (R)	39-10	H	c80,795
September 17	L	(18) Michigan State (12) (NT)	28-36	H	c80,795
September 24	L	Duke (1:24)	35-38	H	c80,795
October 1	W	Syracuse (at MetLife Stadium)	50-33	N	62,794
October 8	L	North Carolina State (R)	3-10	A	c58,200
October 15	L	Stanford (NT)	10-17	H	c80,795
October 29	W	Miami, Fla. (0:30) (NT)	30-27	H	c80,795
November 5	L	Navy (at EverBank Field)	27-28	N	50,867
November 12	W	Army (at Alamodome)	44-6	N	45,762
November 19	L	Virginia Tech	31-34	H	c80,795
November 26	L	USC (12) (R)	27-45	A	72,402

**2017****Coach:** Brian Kelly**Captains:** Josh Adams, Greer Martini, Mike McGlinchey, Nyles Morgan, Quenton Nelson, Drue Tranquill, Austin Webster**Record:** 10-3

September 2	W	(RV) Temple	49-16	H	c77,622
September 9	L	(24) Georgia (15) (NT) (3:34)	19-20	H	c77,622
September 16	W	(RV) Boston College (12)	49-20	A	c44,500
September 23	W	(RV) Michigan State (RV) (NT)	38-18	A	c74,023
September 30	W	(22) Miami, Ohio	52-17	H	c77,622
October 7	W	(21) North Carolina (R)	33-10	A	57,000
October 21	W	(13) USC (11) (NT)	49-14	H	c77,622
October 28	W	(9) NC State (14) (NT)	35-14	H	c77,622
November 4	W	(3) Wake Forest (R)	48-37	H	c77,622
November 11	L	(3) Miami, Fla. (7) (NT)	8-41	A	c65,303
November 18	W	(8) Navy (R)	24-17	H	c77,622
November 25	W	(8) Stanford (21) (NT)	20-38	A	47,352

CITRUS BOWL

January 1	W	(14) LSU (17) (R) (1:28)	21-17	N	57,726
-----------	---	--------------------------	-------	---	--------

2018**Coach:** Brian Kelly**Captains:** Alex Bars, Sam Mustipher, Tyler Newsome, Drue Tranquill**Record:** 12-1

September 1	W	(12) Michigan (14) (NT)	24-17	H	c77,622
September 8	W	(8) Ball State	24-16	H	c77,622
September 15	W	(8) Vanderbilt	22-17	H	c77,622
September 22	W	(8) Wake Forest	56-27	A	31,092
September 29	W	(8) Stanford (7) (NT)	38-17	H	c77,622
October 6	W	(6) at Virginia Tech (24) (NT)	45-23	A	c65,632
October 13	W	(5) Pittsburgh	19-13	H	c77,622
October 27	W	(3) Navy	44-22	N	c63,626
November 3	W	(4) Northwestern (R)	31-21	A	c47,330
November 10	W	(3) Florida State	42-13	H	c77,622
November 17	W	(3) Syracuse (12)	36-3	A	c48,104
November 24	W	(3) USC (NT)	24-17	A	59,821

COLLEGE FOOTBALL PLAYOFF SEMIFINAL (COTTON BOWL)

December 29	L	(3) Clemson (2)	3-30	N	72,183
-------------	---	-----------------	------	---	--------

2019**Coach:** Brian Kelly**Captains:** Ian Book, Jalen Elliott, Chris Finke, Alohi Gilman, Robert Hainsey, Khalid Kareem & Julian Okwara**Record:** 11-2

September 2	W	(9) at Louisville (NT)	35-17	A	c58,187
September 14	W	(7) New Mexico	66-14	H	c77,622
September 21	L	(7) at Georgia (3) (NT)	17-23	A	c93,246
September 28	W	(10) Virginia (18)	35-20	H	c77,622
October 5	W	(9) Bowling Green	52-0	H	c77,622
October 12	W	(9) USC (RV) (NT)	30-27	H	c77,622
October 26	L	(8) at Michigan (16) (NT) (rain)	14-45	A	c111,909
November 2	W	(16) Virginia Tech (0:29)	21-20	H	c77,622
November 9	W	(15) at Duke (NT)	38-7	A	c40,004
November 18	W	(16) Navy (21)	52-50	H	74,080
November 23	W	(15) Boston College	40-7	H	71,827
November 30	W	(15) at Stanford	45-24	A	37,391

CAMPING WORLD BOWL (ORLANDO, FLA.)

December 28	W	(14) vs. Iowa State (RV)	33-9	N	46,948
-------------	---	--------------------------	------	---	--------

2020**Coach:** Brian Kelly**Captains:** Ian Book, Shaun Crawford, Robert Hainsey, Daelin Hayes & Adetokunbo Ogundeji**Record:** 10-2*Note: Attendance limited due to COVID-19*

September 12	W	(10) Duke	27-13	H	10,097
September 19	W	(7) South Florida (RV)	52-0	H	10,085
October 10	W	(5) Florida State	42-26	H	10,409
October 17	W	(4) Louisville	12-7	H	10,182
October 24	W	(3) at Pittsburgh	45-3	A	5,451
October 31	W	(4) at Georgia Tech	31-13	A	11,000
November 7	W	(4) Clemson (1) (20T)	47-40	H	11,011
November 14	W	(2) at Boston College	45-31	A	0
November 27	W	(2) at North Carolina (25)	31-17	A	3,535
December 5	W	(2) Syracuse	45-21	H	6,831

ACC CHAMPIONSHIP (CHARLOTTE, N.C.)

December 19	L	(2) Clemson (4)	10-34	N	5,240
-------------	---	-----------------	-------	---	-------

COLLEGE FOOTBALL PLAYOFF SEMIFINAL AT THE ROSE BOWL GAME (ARLINGTON, TEXAS)

January 1	L	(4) Alabama (1)	14-31	N	18,373
-----------	---	-----------------	-------	---	--------

YEAR-BY-YEAR RECORD

Year	Coach	Captain	W	L	T	AP	Cch.
1887	None	RH Henry Luhn	0	1	0	-	-
1888	None	RB Edward Prudhomme	1	2	0	-	-
1889	None	RH Edward Prudhomme	1	0	0	-	-
1892	None	QB Pat Coady	1	0	1	-	-
1893	None	RH Frank Keough	4	1	0	-	-
1894	J. L. Morison	RH Frank Keough	3	1	1	-	-
1895	H. G. Hadden	RG Dan Casey	3	1	0	-	-
1896	Frank E. Hering	QB Frank Herin	4	3	0	-	-
1897	Frank E. Hering	RE Jack Mullen	4	1	1	-	-
1898	Frank E. Hering	RE Jack Mullen	4	2	0	-	-
1899	James McWeeney	RE Jack Mullen	6	3	1	-	-
1900	Patrick O'Dea	FB John Farley	6	3	1	-	-
1901	Patrick O'Dea	RT Al Fortin	8	1	1	-	-
1902	James Faragher	FB Louis (Red) Salmon	6	2	1	-	-
1903	James Faragher	FB Louis (Red) Salmon	8	0	1	-	-
1904	Louis Salmon	RE Frank Shaughnessy	5	3	0	-	-
1905	Henry J. McGlew	LG Pat Beacom	5	4	0	-	-
1906	Thomas Barry	QB Bob Bracken	6	1	0	-	-
1907	Thomas Barry	RH Dom Callicrate	6	0	1	-	-
1908	Victor M. Place	LH Harry (Red) Miller	8	1	0	-	-
1909	Frank C. Longman	LT Howard (Cap) Edwards	7	0	1	-	-
1910	Frank C. Longman	RT Ralph Dimmick	4	1	1	-	-
1911	John L. Marks	RT Luke Kelly	6	0	2	-	-
1912	John L. Marks	QB Charles (Gus) Dorais	7	0	0	-	-
1913	Jesse Harper	LE Knute Rockne	7	0	0	-	-
1914	Jesse Harper	LT Keith (Deak) Jones	6	2	0	-	-
1915	Jesse Harper	RG Freeman (Fitz) Fitzgerald	7	1	0	-	-
1916	Jesse Harper	LH Stan Cofall	8	1	0	-	-
1917	Jesse Harper	QB Jim Phelan	6	1	1	-	-
1918	Knute Rockne	RH Leonard (Pete) Bahan	3	1	2	-	-
1919	Knute Rockne	QB Leonard (Pete) Bahan	9	0	0	-	-
1920	Knute Rockne	LT Frank Coughlin	9	0	0	-	-
1921	Knute Rockne	RE Eddie Anderson	10	1	0	-	-
1922	Knute Rockne	LE Glenn (Judge) Carberry	8	1	1	-	-
1923	Knute Rockne	LG Harvey Brown	9	1	0	-	-
1924	Knute Rockne	C Adam Walsh	10	0	0	-	-
1925	Knute Rockne	LE Clem Crowe	7	2	1	-	-
1926	Knute Rockne	QB Gene (Red) Edwards, RH Tom Hearnden	9	1	0	-	-
1927	Knute Rockne	LG John (Clipper) Smith	7	1	1	-	-
1928	Knute Rockne	LT Fred Miller	5	4	0	-	-

1929	Knute Rockne	RG John Law	9	0	0	-	-
1930	Knute Rockne	RE Tom Conley	10	0	0	-	-
1931	Hunk Anderson	C Tommy Yarr	6	2	1	-	-
1932	Hunk Anderson	RE Paul Host	7	2	0	-	-
1933	Hunk Anderson	C Tom (Kitty) Gorman, RE Hugh Devore	3	5	1	-	-
1934	Elmer Layden	DE Dom Vairo	6	3	0	-	-
1935	Elmer Layden	LT Joe Sullivan	7	1	1	-	-
1936	Elmer Layden	RG Bill Smith, LG John Lautar	6	2	1	8	-
1937	Elmer Layden	RE Joe Zwiers	6	2	1	9	-
1938	Elmer Layden	LG Jim McGoldrick	8	1	0	5	-
1939	Elmer Layden	RE Johnny Kely	7	2	0	13	-
1940	Elmer Layden	FB Milt Piepul	7	2	0	-	-
1941	Frank Leahy	RT Paul Lillis	8	0	1	3	-
1942	Frank Leahy	RE George Murphy	7	2	2	6	-
1943	Frank Leahy	LG Pat Filley	9	1	0	1	-
1944	Ed McKeever	LG Pat Filley	8	2	0	9	-
1945	Hugh Devore	QB Frank Dancewicz	7	2	1	9	-
1946	Frank Leahy	Game captains	8	0	1	1	-
1947	Frank Leahy	LT George Connor	9	0	0	1	-
1948	Frank Leahy	LG Bill Fischer	9	0	1	2	-
1949	Frank Leahy	RE Leon Hart, LT Jim Martin	10	0	0	1	-
1950	Frank Leahy	C/MLB Jerry Groom	4	4	1	-	-
1951	Frank Leahy	RE Jim Mutscheller	7	2	1	-	13
1952	Frank Leahy	RG/MLB Jack Alessandrini	7	2	1	3	3
1953	Frank Leahy	RE Don Penza	9	0	1	2	2
1954	Terry Brennan	LE Dan Shannon, RE Paul Matz	9	1	0	4	4
1955	Terry Brennan	RT Ray Lemek	8	2	0	9	10
1956	Terry Brennan	RH Jim Morse	2	8	0	-	-
1957	Terry Brennan	LE Dick Prendergast, C Ed Sullivan	7	3	0	10	9
1958	Terry Brennan	RG Al Ecuyer, RT Chuck Puntillo	6	4	0	17	14
1959	Joe Kuharich	RG Ken Adamson	5	5	0	17	-
1960	Joe Kuharich	LG Myron Pottios	2	8	0	-	-
1961	Joe Kuharich	LG Nick Buoniconti, RG Norb Roy	5	5	0	-	-
1962	Joe Kuharich	FB Mike Lind	5	5	0	-	-
1963	Hugh Devore	LG Bob Lehmann	2	7	0	-	-
1964	Ara Parseghian	ILB Jim Carroll	9	1	0	3	3
1965	Ara Parseghian	RE Phil Sheridan	7	2	1	9	8
1966	Ara Parseghian	ILB Jim Lynch	9	0	1	1	1
1967	Ara Parseghian	LH Bob (Rocky) Bleier	8	2	0	5	4
1968	Ara Parseghian	RT George Kunz, ILB Bob Olson	7	2	1	5	8
1969	Ara Parseghian	C Mike Oriard, ILB Bob Olson	8	2	1	5	9
1970	Ara Parseghian	LG Larry DiNardo, LOLB Tim Kelly	10	1	0	2	5
1971	Ara Parseghian	SE Tom Gatewood, LE Walt Patulski	8	2	0	13	15
1972	Ara Parseghian	RT John Dampeer, RT Greg Marx	8	3	0	14	12
1973	Ara Parseghian	LG Frank Pomarico, TE Dave Casper, FS Mike Townsend	11	0	0	1	4
1974	Ara Parseghian	WB Tom Clements, OLB Greg Collins	10	2	0	6	4
1975	Dan Devine	LT Ed Bauer, OLB Jim Stock	8	3	0	-	17
1976	Dan Devine	RH Mark McLane, RE Willie Fry	9	3	0	12	12
1977	Dan Devine	LE Ross Browner, RB Steve Orsini, RE Willie Fry, LH Terry Eurick	11	1	0	1	1
1978	Dan Devine	QB Joe Montana, FB Jerome Heavens, MLB Bob Golic	9	3	0	7	6
1979	Dan Devine	RT Tim Foley, HB Vagas Ferguson, LCB Dave Waymer	7	4	0	-	-
1980	Dan Devine	C John Scully, MLB Bob Crable, FS Tom Gibbons	9	2	1	-	10

1981	Gerry Faust	TB Phil Carter, MLB Bob Crable	5	6	0	-	-
1982	Gerry Faust	TB Phil Carter, MLB Mark Zavagnin, FS Dave Duerson	6	4	1	-	-
1983	Gerry Faust	QB Blair Kiel, SCB Stacey Toran	7	5	0	-	-
1984	Gerry Faust	SG Larry Williams, OLB Mike Golic, SS Joe Johnson	7	5	0	-	-
1985	Gerry Faust	QG Tim Scannell, TB Allen Pinkett, OLB Mike Larkin, MLB Tony Furjanic	5	6	0	-	-
1986	Lou Holtz	ILB Mike Kovaleski	5	6	0	-	-
1987	Lou Holtz	C Chuck Lanza, RT Byron Spruell	8	4	0	17	-
1988	Lou Holtz	OT Andy Heck, TB Mark Green, ELB Ned Bolcar	12	0	0	1	1
1989	Lou Holtz	QB Tony Rice, FB Anthony Johnson, MLB Ned Bolcar	12	1	0	2	3
1990	Lou Holtz	C Mike Heldt, TB Ricky Watters, NT Chris Zorich, FCB 9	3	0	6	6	
1991	Lou Holtz	Todd Lyght					
1991	Lou Holtz	TB Rodney Culver	10	3	0	13	12
1992	Lou Holtz	QB Rick Mirer, LB Demetrius DuBose	10	1	1	4	4
Year	Coach	Captain(s)	W	L	T	AP	Cch.
1993	Lou Holtz	OT Aaron Taylor, Tim Ruddy, DT Bryant Young, FS Jeff Burris	11	1	0	2	2
1994	Lou Holtz	TB Lee Becton, ILB Justin Goheen, DE Brian Hamilton, OG Ryan Leahy	6	5	1	-	-
1995	Lou Holtz	NG Paul Grasmanis, OG Ryan Leahy, SE Derrick Mayes, CB Sean Wooden, OG Dusty Zeigler	9	3	0	11	13
1996	Lou Holtz	ILB Lyrion Cobbins, FB Marc Edwards, QB Ron Powlus	8	3	0	19	21
1997	Bob Davie	DE Melvin Dansby, QB Ron Powlus, CB Allen Rossum	7	6	0	-	-
1998	Bob Davie	ILB Bobbie Howard, OLB Kory Minor, OT Mike Rosenthal	9	3	0	22	22
1999	Bob Davie	QB Jarious Jackson	5	7	0	-	-
2000	Bob Davie	ILB Anthony Denman, TE Dan O'Leary, TE Jabari Holloway, DE Grant Irons	9	3	0	15	16
2001	Bob Davie	OLB Rocky Boiman, FL David Givens, DE Grant Irons, DE Anthony Weaver	5	6	0	-	-
2002	Tyrone Willingham	WR Arnaz Battle, OG Sean Mahan, SS Gerome Sapp, CB Shane Walton	10	3	0	17	17
2003	Tyrone Willingham	OT Jim Molinaro, DT Darrell Campbell, CB Vontez Duff, WR Omar Jenkins	7	0	-	-	-
2004	Tyrone Willingham	LB Mike Goolsby, RB Ryan Grant, WR Carlyle Holiday, DE Justin Tuck	6	6	0	-	-
2005	Charlie Weis	QB Brady Quinn, LB Brandon Hoyte	9	3	0	9	11
2006	Charlie Weis	QB Brady Quinn, S Tom Zbikowski, LB Travis Thomas	10	3	0	17	19
2007	Charlie Weis	RB Travis Thomas, S Tom Zbikowski, C John Sullivan	3	9	0	-	-
2008	Charlie Weis	LB Maurice Crum Jr., WR David Grimes, S David Bruton	7	6	0	-	-



2009	Charlie Weis	QB Jimmy Clausen, C Eric Olsen, S Kyle McCarthy, LB Scott Smith	6	6	0	-	-
2010	Brian Kelly	Game Captains	8	5	0	-	-
2011	Brian Kelly	S Harrison Smith	8	5	0	-	-
2012*	Brian Kelly	TE Tyler Eifert, OT Zack Martin, DE Kapron Lewis-Moore, LB Manti Te'o	12	1	0	3	4
2013*	Brian Kelly	DB Bennett Jackson, WR TJ Jones, OT Zack Martin	9	4	0	21	24
2014	Brian Kelly	S Austin Collinsworth, DL Sheldon Day, OL Nick Martin, RB Cam McDaniel	8	5	0	-	-
2015	Brian Kelly	DL Sheldon Day, OL Nick Martin, LB Joe Schmidt, LB Jaylon Smith	10	3	0	11	12
2016	Brian Kelly	WR Torii Hunter Jr., OL Mike McGlinchey, LB James Onwualu, DL Isaac Rochell	4	8	0	-	-
2017	Brian Kelly	LB Greer Martini, OL Mike McGlinchey, LB Nyles Morgan, OL Quenton Nelson, LB Drue Tranquill, WR Austin Webster	10	3	0	11	11
2018	Brian Kelly	OL Alex Bars, OL Sam Mustipher, P Tylew Newsome, LB Drue Tranquill	12	1	0	5	5
2019	Brian Kelly	QB Ian Book, S Jalen Elliott, WR Chris Finke, S Alohi Gilman, OL Robert Hainsey, DL Khalid Kareem, DL Julian Okwara	11	2	0	12	11
2020	Brian Kelly	QB Ian Book, S Shaun Crawford, OL Robert Hainsey, DL Daelin Hayes, DL Adetokunbo Ogundeji	10	2	0	5	5
Totals			939*	329*	42		

* Includes 21 victories and one loss later vacated by discretionary NCAA penalty.

Consensus national championship seasons in bold.

The coaches poll was switched from United Press International to USA Today in 1991.

In 131 seasons of football beginning in 1887, Notre Dame has had 112 winning years, only 14 seasons with a losing record and only six others with a .500 mark.

The Fighting Irish have had 12 unbeaten, untied seasons, 10 others in which they were unbeaten but suffered one or more ties — and 29 seasons in which only a single loss spoiled an unbeaten record.

Below is a compilation of Notre Dame's outstanding seasons in its football history:

UNBEATEN, UNTIED

Year	Record	Coach
1889	1-0	None
1912	7-0	John L. Marks
1913	7-0	Jesse Harper
1919	9-0	Knute Rockne
1920	9-0	Knute Rockne
1924	10-0	Knute Rockne
1929	9-0	Knute Rockne
1930	10-0	Knute Rockne
1947	9-0	Frank Leahy
1949	10-0	Frank Leahy
1973	11-0	Ara Parseghian
1988	12-0	Lou Holtz

UNBEATEN

Year	Record	Tie (Game Score)
1892	1-0-1	Hillsdale (10-10)
1903	8-0-1	Northwestern (0-0)
1907	6-0-1	Indiana (0-0)

1909	7-0-1	Marquette (0-0)
1911	6-0-2	Pittsburgh (0-0), Marquette (0-0)
1941	8-0-1	Army (0-0)
1946	8-0-1	Army (0-0)
1948	9-0-1	USC (14-14)
1953	9-0-1	Iowa (14-14)
1966	9-0-1	Michigan State (10-10)

ONE LOSS

Year	Record	Loss (Game Score)
1887	0-1	Michigan (8-0)
1893	4-1	Chicago (8-0)
1894	3-1-1	Albion (19-12)
1895	3-1	Indiana Artillery (18-0)
1897	4-1-1	Chicago (34-5)
1901	8-1-1	Northwestern (2-0)
1906	6-1	Indiana (12-0)
1908	8-1	Michigan (12-6)
1910	4-1-1	Michigan State (17-0)
1915	7-1	Nebraska (20-19)
1916	8-1	Army (30-10)
1917	6-1-1	Nebraska (7-0)
1918	3-1-2	Michigan State (13-7)
1921	10-1	Iowa (10-7)
1922	8-1-1	Nebraska (14-6)
1923	9-1	Nebraska (14-7)
1926	9-1	Carnegie Tech (19-0)
1927	7-1-1	Army (18-0)
1935	7-1-1	Northwestern (14-7)
1938	8-1	USC (13-0)
1943	9-1	Great Lakes (19-14)
1954	9-1	Purdue (27-14)
1964	9-1	USC (20-17)
1970	10-1	USC (38-28)
1977	11-1	Mississippi (20-13)
1989	12-1	Miami (27-10)
1992	10-1-1	Stanford (33-16)
1993	11-1	Boston College (41-39)
*2012	12-1	Alabama (42-14)
2018	12-1	Clemson (30-3)



ALL-TIME SERIES SCORES

Numbers following season and before result indicate AP rankings for both teams coming into game. For example, 17-10 indicates Notre Dame stood 17th and the Irish opponent 10th in the AP poll that week.

**Includes 21 victories and one loss from 2012-13 seasons later vacated by NCAA discretionary penalty*

ADRIAN (1-0-0)

H: 1-0-0; A: 0-0-0; N: 0-0-0

Site	Year	Rank	Result	ND	Opp
Home	1912		W	74	7

AIR FORCE (24-6-0)*

H: 11-4-0; A: 13-2-0*; N: 0-0-0

Away	1964	6-	W	34	7
Home	1969	8-	W	13	6
Away	1972	12-	W	21	7
Home	1973	5-	W	48	15
Home	1974	5-	W	38	0
Away	1975	15-	W	31	30
Home	1977	6-	W	49	0
Away	1978	20-	W	38	15
Away	1979	10-	W	38	13
Home	1980	2-	W	24	10
Away	1981		W	35	7
Site	Year	Rank	Result	ND	Opp
Away	1982	18-	L	17	30
Home	1983		L	22	23
Home	1984		L	7	21
Away	1985	-17	L	15	21
Home	1986		W	31	3
Away	1987	11-	W	35	14
Home	1988	2-	W	41	13
Away	1989	1-17	W	41	27
Home	1990	1-	W	57	27
Away	1991	5-	W	28	15
Home	1994		W	42	30
Away	1995	8-	W	44	14
Home	1996	8-	L (ot)	17	20
Home	2000	19-	W (ot)	34	31
Away	2002	7-18	W	21	14
Away	2006	9-	W	39	17
Home	2007		L	24	41
Home	2011		W	59	33
Away	2013		W*	45	10

AKRON (1-0-0)

H: 1-0-0; A: 0-0-0; N: 0-0-0

Home	1910		W	51	0
------	------	--	---	----	---

ALABAMA (5-3-0)*

H: 2-0-0; A: 1-1-0; N: 2-2-0*

Sugar Bowl, Tulane Stad.	1973	3-1	W	24	23
Orange Bowl, Miami	1974	9-2	W	13	11
Home	1976	18-10	W	21	18
Birmingham, Ala.	1980	6-5	W	7	0
Birmingham, Ala.	1986	-2	L	10	28
Home	1987	7-10	W	37	6
Sun Life Stadium, Miami	2012	1-2	L*	14	42
CFP Semifinal (Rose Bowl)	2020	4-1	L	14	31

ALBION (3-1-1)

H: 2-1-1; A: 1-0-0; N: 0-0-0

Home	1893		W	8	6
Home	1894		T	6	6
Home	1894		L	12	19
Home	1896		W	24	0

Away	1898		W	60	0
------	------	--	---	----	---

ALMA (4-0-0)

H: 4-0-0; A: 0-0-0; N: 0-0-0

Home	1913		W	62	0
Home	1914		W	56	0
Home	1915		W	32	0
Home	1916		W	46	0

AMERICAN MED. COL. (5-0-0)

H: 5-0-0; A: 0-0-0; N: 0-0-0

Home	1901		W	32	0
Home	1902		W	92	0
Home	1903		W	52	0
Home	1904		W	44	0
Home	1905		W	142	0

ARIZONA (2-1-0)

H: 1-1-0; A: 1-0-0; N: 0-0-0

Home	1941		W	38	7
Away	1980	4-	W	20	3
Home	1982	9-	L	13	16

ARIZONA STATE (3-1-0)*

H: 1-0-0; A: 1-1-0; N: 1-0-0*

Away	1998	22-	W	28	9
Home	1999		W	48	17
AT&T Stadium, Arlington, Texas	2013	-22	W*	37	34
Away	2014	8-11	L	31	55

ARMY (39-8-4)

H: 8-1-0; A: 7-2-1; N: 24-5-3

Site	Year	Rank	Result	ND	Opp
Away	1913		W	35	13
Away	1914		L	7	20
Away	1915		W	7	0
Away	1916		L	10	30
Away	1917		W	7	2
Away	1919		W	12	9
Away	1920		W	27	17
Away	1921		W	28	0
Away	1922		T	0	0
Ebbets Field, Brooklyn	1923		W	13	0
Polo Grounds, Manhattan	1924		W	13	7
Yankee Stadium, Bronx	1925		L	0	27
Yankee Stadium, Bronx	1926		W	7	0
Yankee Stadium, Bronx	1927		L	0	18
Yankee Stadium, Bronx	1928		W	12	6
Yankee Stadium, Bronx	1929		W	7	0
Soldier Field, Chicago	1930		W	7	6
Yankee Stadium, Bronx	1931		L	0	12
Yankee Stadium, Bronx	1932		W	21	0
Yankee Stadium, Bronx	1933		W	13	12
Yankee Stadium, Bronx	1934		W	12	6
Yankee Stadium, Bronx	1935		T	6	6
Yankee Stadium, Bronx	1936		W	20	6
Yankee Stadium, Bronx	1937	18-	W	7	0
Yankee Stadium, Bronx	1938	7-	W	19	7
Yankee Stadium, Bronx	1939	4-	W	14	0
Yankee Stadium, Bronx	1940	2-	W	7	0
Yankee Stadium, Bronx	1941	6-14	T	0	0
Yankee Stadium, Bronx	1942	4-19	W	13	0
Yankee Stadium, Bronx	1943	1-3	W	26	0
Yankee Stadium, Bronx	1944	5-1	L	0	59
Yankee Stadium, Bronx	1945	2-1	L	0	48
Yankee Stadium, Bronx	1946	2-1	T	0	0
Home	1947	1-9	W	27	7
Franklin Field, Philadelphia	1957	12-10	W	23	21
Home	1958	4-3	L	2	14
Shea Stadium, Queens	1965	7-	W	17	0



Home	1966	3-	W	35	0
Yankee Stadium, Bronx	1969	15-	W	45	0
Home	1970	3-	W	51	10
Away	1973	8-	W	62	3
Home	1974	7-	W	48	0
Giants Stadium, N.J.	1977	11-	W	24	0
Home	1980	5-	W	30	3
Giants Stadium, N.J.	1983		W	42	0
Home	1985	19	W	24	10
Giants Stadium, N.J.	1995	17-	W	28	27
Home	1998	18-	W	20	17
Home	2006	6-	W	41	9
New Yankee Stadium, Bronx	2010		W	27	3
Alamodome, San Antonio	2016		W	44	6

BALL STATE (1-0-0)

H: 1-0-0; A: 0-0-0; N: 0-0-0

Home	2018	8-	W	24	16
------	------	----	---	----	----

BAYLOR (2-0-0)

H: 2-0-0; A: 0-0-0; N: 0-0-0

Home	1925		W	41	0
Home	1998	16-	W	27	3

BELOIT (5-0-1)

H: 4-0-1; A: 1-0-0; N: 0-0-0

Home	1896		W	8	0
Home	1900		T	6	6
Away	1901		W	5	0
Home	1906		W	29	0
Home	1925		W	19	3
Home	1926		W	77	0

BENNETT MEDICAL COLLEGE (1-0-0)

H: 1-0-0; A: 0-0-0; N: 0-0-0

Site	Year	Rank	Result	ND	Opp
Home	1905		W	22	0

BOSTON COLLEGE (17-9-0)*

H: 8-5-0; A: 6-4-0; N: 3-0-0

Schaefer Stad. Foxboro, Mass.	1975	9-	W	17	3
Liberty Bowl	1983	13	W	19	18
Home	1987	9-	W	32	25
Home	1992	8-9	W	54	7
Home	1993	1-16	L	39	41
Away	1994	8-	L	11	30
Home	1995	12-	W	20	10
Away	1996	17-	W	48	21
Home	1997		W	52	20
Away	1998	13-	W	31	26
Home	1999	25	L	29	31
Home	2000	11-	W	28	16
Away	2001		L	17	21
Home	2002	4-	L	7	14
Away	2003		L	25	27
Home	2004	24-	L	23	24
Home	2007	4	L	14	27
Away	2008		L	0	17
Home	2009		W	20	16
Away	2010		W	31	13
Home	2011	24-	W	16	14
Away	2012	4-	W*	21	6
Fenway Park, Boston	2015	5-	W	19	16
Away	2017		W	49	20
Home	2019	15-	W	40	7
Away	2020	2-	W	45	31

BOWLING GREEN (1-0-0)

H: 1-0-0; A: 0-0-0; N: 0-0-0

Home	2019	9-	W	27	0
------	------	----	---	----	---

BUTLER (3-0-0)

H: 2-0-0; A: 1-0-0; N: 0-0-0

Home	1911		W	27	0
Away	1922		W	31	3
Home	1923		W	34	7

BYU (6-2-0)*

H: 5-1-0*; A: 1-1-0; N: 0-0-0

Home	1992	10-	W	42	16
Away	1993	3-	W	45	20
Home	1994	17-	L	14	21
Home	2003		W	33	14
Away	2004		L	17	20
Home	2005	9-	W	49	23
Home	2012	5-	W*	17	14
Home	2013		W*	23	13

CALIFORNIA (4-0-0)

H: 2-0-0; A: 2-0-0; N: 0-0-0

Away	1959		W	28	6
Home	1960		W	21	7
Away	1965	3-	W	48	6
Home	1967	1-	W	41	8

CARLISLE (1-0-0)

H: 0-0-0; A: 0-0-0; N: 1-0-0

Comiskey Park, Chicago	1914		W	48	6
------------------------	------	--	---	----	---

CARNEGIE TECH (15-4-0)

H: 7-1-0; A: 8-3-0; N: 0-0-0

Site	Year	Rank	Result	ND	Opp
Away	1922		W	19	0
Away	1923		W	26	0
Away	1924		W	40	19
Home	1925		W	26	0
Away	1926		L	0	19
Home	1928		L	7	27
Away	1929		W	7	0
Home	1930		W	21	6
Away	1931		W	19	0
Home	1932		W	42	0
Away	1933		L	0	7
Home	1934		W	13	0
Away	1935		W	14	3
Home	1936		W	21	7
Away	1937		L	7	9
Home	1938	5-13	W	7	0
Away	1939	2-	W	7	6
Home	1940	6-	W	61	0
Away	1941	8-	W	16	0

CASE TECH (2-0-0)

H: 1-0-0; A: 1-0-0; N: 0-0-0

Home	1916		W	48	0
Away	1918		W	26	6

CHICAGO (0-4-0)

H: 0-1-0; A: 0-3-0; N: 0-0-0

Home	1893		L	0	8
Away	1896		L	0	18
Home	1897		L	5	34
Home	1899		L	6	23



CHICAGO DENTAL (1-0-0)

H: 1-0-0; A: 0-0-0; N: 0-0-0

Home	1897	W	62	0
------	------	---	----	---

CHICAGO PHYSICIANS & SURGEONS (7-2-0)

H: 7-2-0; A: 0-0-0; N: 0-0-0

Home	1895	W	32	0
Home	1896	L	0	4
Home	1899	L	0	5
Home	1900	W	5	0
Home	1901	W	34	0
Home	1903	W	46	0
Home	1906	W	28	0
Home	1907	W	32	0
Home	1908	W	88	0

CHRISTIAN BROTHERS (ST. LOUIS) (1-0-0)

H: 0-0-0; A: 1-0-0; N: 0-0-0

Away	1913	W	20	7
------	------	---	----	---

CINCINNATI (1-0-0)

H: 1-0-0; A: 0-0-0; N: 0-0-0

Home	1900	W	58	0
------	------	---	----	---

CLEMSON (2-4-0)

H: 1-1-0; A: 1-1-0; N: 0-2-0

Away	1977	5-15	W	21	17
Home	1979	-14	L	10	16
Away	2015	6-12	L	22	24
CFP Semifinal (Cotton Bowl)	2018	3-2	L	3	30
Home	2020	4-1	W (2OT)	47	40
ACC Championship	2020	2-4	L	10	34

COE (1-0-0)

H: 1-0-0; A: 0-0-0; N: 0-0-0

Home	1927	W	28	7
------	------	---	----	---

COLORADO (3-2-0)

H: 1-0-0; A: 1-0-0; N: 1-2-0

Site	Year	Rank	Result	ND	Opp
Away	1983		W	27	3
Home	1984		W	55	14
Orange Bowl, Miami	1989	4-1	W	21	6
Orange Bowl, Miami	1990	5-1	L	9	10
Fiesta Bowl, Tempe, Ariz.	1994	-4	L	24	41

CONNECTICUT (0-1-0)

H: 0-1-0; A: 0-0-0; N: 0-0-0

Home	2009		L (2ot)	30	33
------	------	--	---------	----	----

CREIGHTON (1-0-0)

H: 0-0-0; A: 1-0-0; N: 0-0-0

	1915	W	41	0
--	------	---	----	---

DARTMOUTH (2-0-0)

H: 1-0-0; A: 0-0-0; N: 1-0-0

Fenway Park, Boston	1944	1-	W	64	0
Home	1945	3-	W	34	0

DE LA SALLE (1-0-0)

H: 1-0-0; A: 0-0-0; N: 0-0-0

Home	1893	W	28	0
------	------	---	----	---

DEPAUW (8-0-0)

H: 8-0-0; A: 0-0-0; N: 0-0-0

Home	1897	W	4	0
Home	1898	W	32	0
Home	1902	W	22	0
Home	1903	W	56	0
Home	1904	W	10	0
Home	1905	W	71	0

Home	1921	W	57	10
Home	1922	W	34	7

DETROIT (2-0-0)

H: 0-0-0; A: 1-0-0; N: 1-0-0

Away	1927		W	20	0
Briggs Stadium, Detroit	1951	5-	W	40	6

DRAKE (8-0-0)

H: 6-0-0; A: 1-0-0; N: 1-0-0

Home	1926	W	21	0
Away	1927	W	32	0
Home	1928	W	32	6
Soldier Field, Chicago	1929	W	19	7
Home	1930	W	28	7
Home	1931	W	63	0
Home	1932	W	62	0
Home	1937	W	21	0

DUKE (5-2-0)

H: 4-1-0; A: 1-1-0; N: 0-0-0

Home	1958	12-	W	9	7
Away	1961		L	13	37
Home	1966	1-	W	64	0
Home	2007		W	28	7
Home	2016		L	35	38
Away	2019	15-	W	38	7
Home	2020	10-	W	27	13

ENGLEWOOD HIGH SCHOOL (CHICAGO) (2-0-0)

H: 2-0-0; A: 0-0-0; N: 0-0-0

Home	1899	W	29	5
Home	1900	W	68	0

FLORIDA (1-0-0)

H: 0-0-0; A: 0-0-0; N: 1-0-0

Site	Year	Rank	Result	ND	Opp
Sugar Bowl, New Orleans	1991	18-3	W	39	28

FLORIDA STATE (4-6-0)

H: 2-2-0; A: 1-1-0; N: 0-3-0

Away	1981	-20	L	13	19
Home	1993	2-1	W	31	24
Citrus Bowl, Orlando	1994	-8	L	16	23
Orange Bowl, Miami	1995	6-8	L	26	31
Away	2002	6-11	W	34	24
Home	2003	-5	L	0	37
Champs Sports Bowl, Orlando	2011	-25	L	14	18
Away	2014	5-2	L	27	31
Home	2018	3-	W	42	13
Home	2020	5-	W	42	26

FRANKLIN (3-0-0)

H: 3-0-0; A: 0-0-0; N: 0-0-0

Home	1906	W	26	0
Home	1907	W	23	0
Home	1908	W	64	0

GEORGIA (0-3-0)

H: 0-1-0; A: 0-1-0; N: 0-1-0

Sugar Bowl, New Orleans	1980	7-1	L	10	17
Home	2017	24-15	L	19	20
Away	2019	7-3	L	17	23

GEORGIA TECH (29-6-1)

H: 16-3-0; A: 13-2-1; N: 0-1-0



Away	1922		W	13	3
Home	1923		W	35	7
Home	1924		W	34	3
Away	1925		W	13	0
Home	1926		W	12	0
Home	1927		W	26	7
Away	1928		L	0	13
Away	1929		W	26	6
Away	1938		W	14	6
Home	1939		W	17	14
Home	1940		W	26	20
Home	1941		W	20	0
Away	1942		L	6	13
Away	1943		W	55	13
Home	1944	18-10	W	21	0
Home	1945		W	40	7
Home	1953	1-4	W	27	14
Home	1959	-19	L	10	14
Away	1967	9-	W	36	3
Home	1968	9-	W	34	6
Away	1969	9-	W	38	20
Home	1970	1-	W	10	7
Away	1974	2-	W	31	7
Home	1975	12-	W	24	3
Away	1976	11-	L	14	23
Home	1977	5-	W	69	14
Away	1978	10-20	W	38	21
Home	1979	10-	W	21	13
Away	1980	1-	T	3	3
Home	1981		W	35	3
Home	1997	11-	W	17	13
Gator Bowl, Jacksonville, Fla.	1998	17-12	L	28	35
Away	2006	2-	W	14	10
Home	2007		L	3	33
Home	2015	8-14	W	30	22
Away	2020	4-	W	31	13

GOSHEN (1-0-0)

H: 1-0-0; A: 0-0-0; N: 0-0-0

Site	Year	Rank	Result	ND	Opp
Home	1900		W	55	0

GREAT LAKES (1-2-2)

H: 1-0-1; A: 0-2-0; N: 0-0-1

Home	1918		T	7	7
Soldier Field, Chicago	1942	6-	T	13	13
Away	1943	1-	L	14	19
Home	1944	9-12	W	28	7
Away	1945	5-	L	7	39

HARVARD PREP (CHICAGO) (1-0-0)

H: 1-0-0; A: 0-0-0; N: 0-0-0

Home	1888		W	20	0
------	------	--	---	----	---

HASKELL (5-0-0)

H: 5-0-0; A: 0-0-0; N: 0-0-0

Home	1914		W	20	7
Home	1915		W	34	0
Home	1916		W	26	0
Home	1921		W	42	7
Home	1932		W	73	0

HAWAII (3-0-0)

H: 0-0-0; A: 2-0-0; N: 1-0-0

Away	1991	17-	W	48	42
Away	1997		W	23	22
Hawai'i Bowl, Honolulu	2008		W	49	21

HIGHLAND VIEWS (1-0-0)

H: 1-0-0; A: 0-0-0; N: 0-0-0

Home	1896		W	82	0
------	------	--	---	----	---

HILLSDALE (4-0-1)

H: 4-0-1; A: 0-0-0; N: 0-0-0

Home	1892		T	10	10
Home	1893		W	22	10
Home	1894		W	14	0
Home	1906		W	17	0
Home	1908		W	39	0

HOUSTON (1-0-0)

H: 0-0-0; A: 0-0-0; N: 1-0-0

Cotton Bowl, Dallas	1979	10-9	W	35	34
---------------------	------	------	---	----	----

ILLINOIS (11-0-1)

H: 5-0-0; A: 6-0-1; N: 0-0-0

Away	1898		W	5	0
Away	1937		T	0	0
Home	1938		W	14	6
Away	1940	2-	W	26	0
Home	1941	7-	W	49	14
Away	1942	8-5	W	21	14
Home	1943	1-	W	47	0
Away	1944	1-14	W	13	7
Home	1945		W	7	0
Away	1946		W	26	6
Away	1967		W	47	7
Home	1968	6-	W	58	8

ILLINOIS CYCLING CLUB (1-0-0)

H: 1-0-0; A: 0-0-0; N: 0-0-0

Home	1895		W	18	2
------	------	--	---	----	---

INDIANA (23-5-1)

H: 13-1-1; A: 6-3-0; N: 4-1-0

Site	Year	Rank	Result	ND	Opp
Home	1898		L	5	11
Home	1899		W	17	0
Away	1900		L	0	6
Home	1901		W	18	5
Away	1902		W	11	5
Away	1905		L	5	22
Indianapolis, Ind.	1906		L	0	12
Home	1907		T	0	0
Indianapolis, Ind.	1908		W	11	0
Indianapolis, Ind.	1919		W	16	3
Indianapolis, Ind.	1920		W	13	10
Indianapolis, Ind.	1921		W	28	7
Home	1922		W	27	0
Home	1926		W	26	0
Away	1927		W	19	6
Home	1929		W	14	0
Home	1930		W	27	0
Away	1931		W	25	0
Away	1933		W	12	2
Home	1941		W	19	6
Away	1948	1-	W	42	6
Home	1949		W	49	6
Away	1950	11-	L	7	20
Home	1951	14-	W	48	6
Home	1955	4-	W	19	0
Home	1956	17-	W	20	6
Home	1957	16-	W	26	0
Home	1958	5-	W	18	0
Home	1991	7-	W	49	27



INDIANAPOLIS ARTILLERY (0-1-0)

H: 0-0-0; A: 0-1-0; N: 0-0-0

Home	1895		L	0	18
------	------	--	---	---	----

IOWA (13-8-3)

H: 7-3-2; A: 6-5-1; N: 0-0-0

Away	1921		L	7	10
Away	1939	3-	L	6	7
Home	1940	7-	L	0	7
Home	1945	2-	W	56	0
Away	1946	2-17	W	41	6
Home	1947	2-	W	21	0
Away	1948	2-	W	27	12
Home	1949	1-	W	28	7
Away	1950		T	14	14
Home	1951		T	20	20
Away	1952	9-	W	27	0
Home	1953	1-20	T	14	14
Away	1954	4-19	W	34	18
Home	1955	4-	W	17	14
Away	1956	-3	L	8	48
Home	1957	9-8	L	13	21
Away	1958	15-6	L	21	31
Away	1959	-16	W	20	19
Home	1960	-2	L	0	28
Away	1961		L	21	42
Home	1962		W	35	12
Home	1964	1-	W	28	0
Home	1967	6-	W	56	6
Away	1968	5-	W	51	28

IOWA PRE-FLIGHT (2-0-0)

H: 2-0-0; A: 0-0-0; N: 0-0-0

Home	1942		W	28	0
Home	1943	1-2	W	14	13

IOWA STATE (1-0-0)

H: 0-0-0; A: 0-0-0; N: 1-0-0

Camping World Bowl (Orlando)	2019	15-	W	33	9
------------------------------	------	-----	---	----	---

KALAMAZOO (7-0-0)

H: 7-0-0; A: 0-0-0; N: 0-0-0

Site	Year	Rank	Result	ND	Opp
Home	1893		W	34	0
Home	1917		W	55	0
Home	1919		W	14	0
Home	1920		W	39	0
Home	1921		W	56	0
Home	1922		W	46	0
Home	1923		W	74	0

KANSAS (4-1-1)

H: 3-0-1; A: 1-1-0; N: 0-0-0

Away	1904		L	5	24
Away	1932		W	24	6
Home	1933		T	0	0
Home	1935		W	28	7
Home	1938		W	52	0
Home/Eddie Robinson Classic	1999	18-	W	48	13

KNOX (1-1-0)

H: 1-0-0; A: 0-1-0; N: 0-0-0

Away	1902		L	5	12
Home	1907		W	22	4

LAKE FOREST (4-0-0)

H: 4-0-0; A: 0-0-0; N: 0-0-0

Home	1899		W	38	0
Home	1901		W	16	0

Home	1902		W	28	0
Home	1903		W	28	0

LOMBARD (3-0-0)

H: 3-0-0; A: 0-0-0; N: 0-0-0

Home	1923		W	14	0
Home	1924		W	40	0
Home	1925		W	69	0

LSU (7-5-0)

H: 3-1-0; A: 2-2-0; N: 2-2-0

Home	1970	2-7	W	3	0
Away	1971	7-14	L	8	28
Home	1981	4-	W	27	9
Away	1984	-6	W	30	22
Home	1985	-17	L	7	10
Away	1986	-8	L	19	21
Away	1997	-11	W	24	6
Indep. Bowl, Shreveport, La.	1997	-15	L	9	27
Home	1998	10-	W	39	36
Sugar Bowl, New Orleans	2006	11-4	L	14	41
Music City Bowl, Nashville	2014		W	31	28
Citrus Bowl, Orlando	2017	14-17	W	21	17

LOUISVILLE (2-1-0)

H: 1-1-0; A: 1-0-0; N: 0-0-0

Home	2014		L	28	31
Away	2019	9-	W	35	17
Home	2020	4-	W	12	7

LOYOLA (CHICAGO) (1-0-0)

H: 1-0-0; A: 0-0-0; N: 0-0-0

Home	1911		W	80	0
------	------	--	---	----	---

LOYOLA (NEW ORLEANS) (1-0-0)

H: 1-0-0; A: 0-0-0; N: 0-0-0

Home	1928		W	12	6
------	------	--	---	----	---

MARQUETTE (3-0-3)

H: 2-0-3; A: 0-0-0; N: 1-0-0

Site	Year	Rank	Result	ND	Opp
Away	1908		W	6	0
Away	1909		T	0	0
Away	1910		T	5	5
Away	1911		T	0	0
Comiskey Park, Chicago	1912		W	69	0
Away	1921		W	21	7

MARYLAND (2-0-0)

H: 0-0-0; A: 0-0-0; N: 2-0-0

Giants Stadium, N.J.	2002	-21	W	22	0
FedEx Field, Landover, Md.	2011	-	W	45	21

MASSACHUSETTS (1-0-0)

H: 1-0-0; A: 0-0-0; N: 0-0-0

Home	2015	6-	W	62	27
------	------	----	---	----	----

MIAMI (FLORIDA) (18-8-1)*

H: 9-1-0; A: 6-7-1; N: 3-0-0*

Away	1955	5-15	W	14	0
Away	1960		L	21	28
Away	1965	6-	T	0	0
Away	1967	6-	W	24	22
Away	1971	7-	W	17	0
Home	1972	10-	W	20	17



Away	1973	5-	W	44	0
Home	1974	7-	W	38	7
Away	1975		W	32	9
Home	1976	13-	W	40	27
Away	1977	5-	W	48	10
Home	1978	19-	W	20	0
Mirage Bowl, Tokyo	1979		W	40	15
Home	1980	7-13	W	32	14
Away	1981	-9	L	15	37
Home	1982	10-17	W	16	14
Away	1983	13-	L	0	20
Home	1984	17-14	L	13	31
Away	1985	-4	L	7	58
Away	1987	10-2	L	0	24
Home	1988	4-1	W	31	30
Away	1989	1-7	L	10	27
Home	1990	6-2	W	29	20
Sun Bowl, El Paso, Texas	2010		W	33	17
Soldier Field, Chicago	2012	9-	W*	41	3
Home	2016		W	30	27
Away	2017	3-7	L	8	41

MIAMI (OHIO) (2-0-0)

H: 2-0-0; A: 0-0-0; N: 0-0-0

Home	1909		W	46	0
Home	2017	22-	W	52	17

MICHIGAN (18-25-1)*

H: 11-9-1*; A: 7-15-0; N: 0-1-0

Home	1887		L	0	8
Home	1888		L	6	26
Home	1888		L	4	10
Away	1898		L	0	23
Away	1899		L	0	12
Away	1900		L	0	7
Toledo, Ohio	1902		L	0	23
Away	1908		L	6	12
Away	1909		W	11	3
Home	1942	4-6	L	20	32
Away	1943	1-2	W	35	12
Home	1978	14-5	L	14	28
Away	1979	9-6	W	12	10
Home	1980	8-14	W	29	27
Away	1981	1-11	L	7	25
Site	Year	Rank	Result	ND	Opp
Home	1982	20-10	W	23	17
Away	1985	13-	L	12	20
Home	1986	-3	L	23	24
Away	1987	16-9	W	26	7
Home	1988	13-9	W	19	17
Away	1989	1-2	W	24	19
Home	1990	1-4	W	28	24
Away	1991	7-3	L	14	24
Home	1992	3-6	T	17	17
Away	1993	11-3	W	27	23
Home	1994	3-6	L	24	26
Away	1997	-6	L	14	21
Home	1998	22-5	W	36	20
Away	1999	16-7	L	22	26
Home	2002	20-7	W	25	23
Away	2003	15-5	L	0	38
Home	2004	-8	W	28	20
Away	2005	20-3	W	17	10
Home	2006	2-11	L	21	47
Away	2007		L	0	38
Home	2008		W	35	17
Away	2009	-18	L	34	38
Home	2010		L	24	28
Away	2011	-	L	31	35
Home	2012	11-18	W*	13	6
Away	2013	14-17	L	30	41
Home	2014	16-	W	31	0
Home	2018	12-14	W	24	17
Away	2019	8-16	L	14	45

MICHIGAN STATE (49-29-1)*

H: 29-14-0*; A: 20-15-1*; N: 0-0-0

Home	1897		W	34	6
Home	1898		W	53	0
Home	1899		W	40	0
Home	1902		W	33	0
Home	1903		W	12	0
Home	1905		W	28	0
Home	1906		W	5	0
Home	1909		W	17	0
Away	1910		L	0	17
Away	1916		W	14	0
Home	1917		W	23	0
Away	1918		L	7	13
Home	1919		W	13	0
Away	1920		W	25	0
Home	1921		W	48	0
Home	1948	1-	W	26	7
Away	1949	1-10	W	34	21
Home	1950	-15	L	33	36
Away	1951	11-5	L	0	35
Away	1952	6-1	L	3	21
Home	1954	8-	W	20	19
Away	1955	4-13	L	7	21
Home	1956	-2	L	14	47
Away	1957	15-4	L	6	34
Away	1959		L	0	19
Home	1960	-14	L	0	21
Away	1961	6-1	L	7	17
Home	1962		L	7	31
Away	1963	-4	L	7	12
Home	1964	1-	W	34	7
Home	1965	4-1	L	3	12
Away	1966	1-2	T	10	10
Home	1967		W	24	12
Away	1968	5-	L	17	21
Home	1969	-14	W	42	28
Away	1970	4-	W	29	0
Home	1971	4-	W	14	2
Away	1972	7-	W	16	0
Home	1973	8-	W	14	10
Away	1974	7-	W	19	14
Home	1975	8-	L	3	10
Away	1976	18-	W	24	6
Site	Year	Rank	Result	ND	Opp
Home	1977	14-	W	16	6
Away	1978		W	29	25
Home	1979	15-7	W	27	3
Away	1980	7-	W	26	21
Home	1981		W	20	7
Away	1982	11-	W	11	3
Home	1983	4-	L	23	28
Away	1984		W	24	20
Home	1985		W	27	10
Away	1986	20-	L	15	20
Home	1987	9-17	W	31	8
Away	1988	8-	W	20	3
Home	1989	1-	W	21	13
Away	1990	1-24	W	20	19
Home	1991	11-	W	49	10
Away	1992	7-	W	52	31
Home	1993	4-	W	36	14
Away	1994	8-	W	21	20
Home	1997	-17	L	7	23
Away	1998	10-	L	23	45
Home	1999	24-	L	13	23
Away	2000	16-23	L	21	27
Home	2001	23-	L	10	17
Away	2002	12-	W	21	17
Home	2003		L	16	22
Away	2004		W	31	24
Home	2005	10-	L (ot)	41	44
Away	2006	12-	W	40	37
Home	2007		L	10	31



Away	2008	L	7	23
Home	2009	W	33	30
Away	2010	L (ot)	31	34
Home	2011	-15 W	31	13
Away	2012	20-10 W*	20	3
Home	2013	22- W*	17	13
Home	2016	18-12 L	28	36
Away	2017	W	38	18

MINNESOTA (4-0-1)

H: 1-0-1; A: 3-0-0; N: 0-0-0

Away		W	19	7
Away	1926	W	20	7
Home	1927	T	7	7
Away	1937	-4 W	7	6
Home	1938	2-12 W	19	0

MISSISSIPPI (1-1-0)

H: 1-0-0; A: 0-0-0; N: 0-1-0

Jackson, Miss.	1977	3- L	13	20
Home	1985	W	37	14

MISSOURI (2-2-0)

H: 0-2-0; A: 2-0-0; N: 0-0-0

Away	1970	3-18 W	24	7
Home	1972	8- L	26	30
Home	1978	5- L	0	3
Away	1984	19- W	16	14

MISSOURI OSTEOPATHS (1-0-0)

H: 1-0-0; A: 0-0-0; N: 0-0-0

Home	1903	W	28	0
------	------	---	----	---

MORNINGSIDE (2-0-0)

H: 0-0-0; A: 2-0-0; N: 0-0-0

Away	1917	W	13	0
Away	1919	W	14	6

MORRIS HARVEY (1-0-0)

H: 1-0-0; A: 0-0-0; N: 0-0-0

Home	1912	W	39	0
------	------	---	----	---

MOUNT UNION (1-0-0)

H: 1-0-0; A: 0-0-0; N: 0-0-0

Site	Year	Rank	Result	ND	Opp
Home	1919		W	60	7

NAVY (79-13- 1)*

H: 31-5-0*; A: 0-0-0; N: 48-8-1*

Baltimore	1927		W	19	6
Soldier Field, Chicago	1928		W	7	0
Baltimore Memorial Stad.	1929		W	14	7
Home	1930		W	26	2
Baltimore Memorial Stad.	1931		W	20	0
Cleveland Stadium	1932		W	12	0
Baltimore Memorial Stad.	1933		L	0	7
Cleveland Stadium	1934		L	6	10
Baltimore Memorial Stad.	1935		W	14	0
Baltimore Memorial Stad.	1936	13-	L	0	3
Home	1937		W	9	7
Baltimore Memorial Stad.	1938	4-	W	15	0
Cleveland Stadium	1939	2-	W	14	7
Baltimore Memorial Stad.	1940	7-	W	13	7
Baltimore Memorial Stad.	1941	7-6	W	20	13
Cleveland Stadium	1942	4-	W	9	0
Cleveland Stadium	1943	1-3	W	33	6
Baltimore Memorial Stad.	1944	2-6	L	13	32
Cleveland Stadium	1945	2-3	T	6	6
Baltimore Memorial Stad.	1946	2-	W	28	0

Cleveland Stadium	1947	1-	W	27	0
Baltimore Memorial Stad.	1948	2-	W	41	7
Baltimore Memorial Stad.	1949	1-	W	40	0
Cleveland Stadium	1950		W	19	10
Baltimore Memorial Stad.	1951	13-	W	19	0
Cleveland Stadium	1952	13-	W	17	6
Home	1953	1-20	W	38	7
Baltimore Memorial Stad.	1954	6-15	W	6	0
Home	1955	9-4	W	21	7
Baltimore Memorial Stad.	1956		L	7	33
Home	1957	5-16	L	6	20
Baltimore Memorial Stad.	1958	-15	W	40	20
Home	1959		W	25	22
JFK Stadium, Philadelphia	1960	-4	L	7	14
Home	1961		L	10	13
JFK Stadium, Philadelphia	1962		W	20	12
Home	1963	-4	L	14	35
JFK Stadium, Philadelphia	1964	2-	W	40	0
Home	1965	4-	W	29	3
JFK Stadium, Philadelphia	1966	1-	W	31	7
Home	1967	10-	W	43	14
JFK Stadium, Philadelphia	1968	12-	W	45	14
Home	1969	10-	W	47	0
JFK Stadium, Philadelphia	1970	3-	W	56	7
Home	1971	12-	W	21	0
Veterans Stadium, Philadelphia	1972	12-	W	42	23
Home	1973	5-	W	44	7
Veterans Stadium, Philadelphia	1974	7-	W	14	6
Home	1975	15-	W	31	10
Cleveland Stadium	1976	11-	W	27	21
Home	1977	5-	W	43	10
Cleveland Stadium	1978	15-11	W	27	7
Home	1979	13-	W	14	0
Giants Stadium, N.J.	1980	3-	W	33	0
Home	1981		W	35	0
Giants Stadium, N.J.	1982		W	27	10
Home	1983	19-	W	28	12
Giants Stadium, N.J.	1984		W	18	17
Home	1985		W	41	17
Baltimore Memorial Stad.	1986		W	33	14
Home	1987	9-	W	56	13
Baltimore Memorial Stad.	1988	2-	W	22	7
Home	1989	1-	W	41	0
Giants Stadium, N.J.	1990	2-	W	52	31
Home	1991	5-	W	38	0
Giants Stadium, N.J.	1992	10-	W	38	7
Veterans Stadium, Philadelphia	1993	2-	W	58	27
Site	Year	Rank	Result	ND	Opp
Home	1994		W	58	21
Home	1995	8-	W	35	17
Croke Park, Dublin	1996	19-	W	54	27
Home	1997		W	21	17
Jack Kent Cook Stad., Rajon, Md.	1998	12-	W	30	0
Home	1999		W	28	24
Citrus Bowl, Orlando	2000	20-	W	45	14
Home	2001		W	34	16
Ravens Stadium, Baltimore	2002	9-	W	30	23
Home	2003		W	27	24
Giants Stadium, N.J.	2004		W	27	9
Home	2005	7-	W	42	21
Ravens Stadium, Baltimore	2006	11-	W	38	14
Home	2007		L (3ot)	44	46
Ravens Stadium, Baltimore	2008		W	27	21
Home	2009		L	21	23
New Meadowlands Stadium, N.J.	2010		L	17	35
Home	2011		W	56	14
*Aviva Stadium, Dublin	2012		W	50	10
*Home	2013		W	38	34
FedEx Field, Landover, Md.	2014	6-	W	49	39
Home	2015	15-	W	41	24
EverBank Field, Jacksonville, Fla.	2016		L	27	28
Home	2017	8-	W	24	17
SDCCU Stadium, San Diego, Calif.	2018	3-	W	44	22



Home	2019	16-21	W	52	20
------	------	-------	---	----	----

NEBRASKA (7-8-1)

H: 3-1-0; A: 4-6-1; N: 0-1-0

Away	1915		L	19	20
Away	1916		W	20	0
Away	1917		L	0	7
Away	1918		T	0	0
Away	1919		W	14	9
Away	1920		W	16	7
Home	1921		W	7	0
Away	1922		L	6	14
Away	1923		L	7	14
Home	1924		W	34	6
Away	1925		L	0	17
Home	1947	2-	W	31	0
Away	1948	2-	W	44	13
Orange Bowl, Miami	1972	12-9	L	6	40
Home	2000	23-1	L (ot)	24	27
Away	2001	23-5	L	10	27

NEVADA (2-0-0)

H: 2-0-0; A: 0-0-0; N: 0-0-0

Home	2009		W	35	0
Home	2016	18-	W	39	10

NEW MEXICO (1-0-0)

H: 1-0-0; A: 0-0-0; N: 0-0-0

Home	2019	7-	W	66	14
------	------	----	---	----	----

NORTH CAROLINA (19-2-0)

H: 12-0-0; A: 6-2-0; N: 1-0-0

Yankee Stadium, Bronx	1949	1-	W	42	6
Home	1950	1-20	W	14	7
Away	1951		W	12	7
Home	1952	16-	W	34	14
Away	1953	1-	W	34	14
Home	1954	5-	W	42	13
Away	1955	5-	W	27	7
Home	1956		W	21	14
Home	1958	-11	W	34	24
Home	1959		W	28	8
Site	Year	Rank	Result	ND	Opp
Away	1960		L	7	12
Home	1962		W	21	7
Home	1965	4-	W	17	0
Home	1966	2-	W	32	0
Home	1971	7-	W	16	0
Away	1975	15-	W	21	14
Home	2006	11-	W	45	26
Away	2008	-22	L	24	29
Home	2014	6-	W	50	43
Away	2017	21-	W	33	10
Away	2020	2-25	W	31	17

NORTH CAROLINA STATE (1-2-0)

H: 1-0-0; A: 0-1-0; N: 0-1-0

Gator Bowl, Jacksonville, Fla.	2002	11-17	L	6	28
Away	2016		L	3	10
Home	2017	9-14	W	35	14

NORTH DIVISION H.S. (1-0-0)

H: 1-0-0; A: 0-0-0; N: 0-0-0

Home	1905		W	44	0
------	------	--	---	----	---

NORTHWESTERN (38-9-2)

H: 16-5-0; A: 19-4-1; N: 3-0-1

Away	1889		W	9	0
Home	1899		W	12	0

Away	1901		L	0	2
South Side Park, Chicago	1903		T	0	0
Away	1920		W	33	7
Soldier Field, Chicago	1924		W	13	6
Home	1925		W	13	10
Away	1926		W	6	0
Away	1929		W	26	6
Away	1930		W	14	0
Soldier Field, Chicago	1931		T	0	0
Home	1932		W	21	0
Away	1933		W	7	0
Away	1934		W	20	7
Home	1935		L	7	14
Home	1936	11-1	W	26	6
Away	1937	12-	W	7	0
Away	1938	1-16	W	9	7
Home	1939	9-	W	7	0
Away	1940	14-10	L	0	20
Away	1941	5-8	W	7	6
Home	1942	8-	W	27	20
Away	1943	1-8	W	25	6
Home	1944	11-	W	21	0
Away	1945	7-	W	34	7
Home	1946	2-	W	27	0
Away	1947	1-	W	26	19
Home	1948	2-8	W	12	7
Home	1959	-2	L	24	30
Away	1960		L	6	7
Home	1961	8-	L	10	12
Away	1962	-3	L	6	35
Home	1965	8-	W	38	7
Away	1966	4-	W	35	7
Home	1968	5-	W	27	7
Home	1969	11-	W	35	10
Away	1970	6-	W	35	14
Home	1971	2-	W	50	7
Away	1972	13-	W	37	0
Home	1973	8-	W	44	0
Away	1974	1-	W	49	3
Home	1975	7-	W	31	7
Away	1976		W	48	0
Soldier Field, Chicago	1992	3-	W	42	7
Home	1993	7-	W	27	12
Soldier Field, Chicago	1994	3-	W	42	15
Home	1995	9-	L	15	17
Home	2014	15-	L (ot)	40	43
Away	2018	4-	W	31	21

NORTHWESTERN LAW SCHOOL (1-0-0)

H: 1-0-0; A: 0-0-0; N: 0-0-0

Site	Year	Rank	Result	ND	Opp
Home	1895		W	20	0

OHIO MEDICAL UNIVERSITY (4-0-0)

H: 0-0-0; A: 4-0-0; N: 0-0-0

Away	1901		W	6	0
Away	1902		W	6	5
Away	1903		W	35	0
Away	1904		W	17	5

OHIO NORTHERN (4-0-0)

H: 4-0-0; A: 0-0-0; N: 0-0-0

Home	1908		W	58	4
Home	1910		W	47	0
Home	1911		W	32	6
Home	1913		W	87	0

OHIO STATE (2-4-0)

H: 1-1-0; A: 1-1-0; N: 0-2-0



Away	1935		W	18	13
Home	1936		W	7	2
Away	1995	15-7	L	26	45
Home	1996	5-4	L	16	29
Fiesta Bowl, Tempe, Ariz.	2005	5-4	L	20	34
Fiesta Bowl, Glendale, Ariz.	2015	8-7	L	28	44

OKLAHOMA (9-2-0)*

H: 4-2-0; A: 5-0-0*; N: 0-0-0

Home	1952	10-4	W	27	21
Away	1953	1-6	W	28	21
Home	1956	-2	L	0	40
Away	1957	-2	W	7	0
Home	1961		W	19	6
Away	1962		W	13	7
Away	1966	1-10	W	38	0
Home	1968	3-5	W	45	21
Home	1999	-23	W	34	30
Away	2012	5-8	W*	30	13
Home	2013	22-14	L	21	35

OLIVET (3-0-0)

H: 3-0-0; A: 0-0-0; N: 0-0-0

Home	1907		W	22	4
Home	1909		W	58	0
Home	1910		W	48	0

OREGON (1-0-1)

H: 1-0-0; A: 0-0-1; N: 0-0-0

Home	1976	14-	W	41	0
Away	1982	15-	T	13	13

OREGON STATE (0-2-0)

H: 0-0-0; A: 0-0-0; N: 0-0-0

Fiesta Bowl, Tempe, Az.	2000	10-5	L	9	41
Insight Bowl, Phoenix, Az.	2004		L	21	38

PACIFIC (1-0-0)

H: 1-0-0; A: 0-0-0; N: 0-0-0

Home	1940		W	25	7
------	------	--	---	----	---

PENN STATE (9-9-1)

H: 5-3-0; A: 2-6-1; N: 2-0-0

Away	1913		W	14	7
Away	1925		T	0	0
Home	1926		W	28	0
Philadelphia	1928		W	9	0
Gator Bowl, Jacksonville, Fla.	1976	15-20	W	20	9
Away	1981	-13	L	21	24
Site	Year	Rank	Result	ND	Opp
Home	1982	13-5	L	14	24
Away	1983		L	30	34
Home	1984		W	44	7
Away	1985	-1	L	6	36
Home	1986	-3	L	19	24
Away	1987	7-	L	20	21
Home	1988	1-	W	21	3
Away	1989	1-17	W	34	23
Home	1990	1-18	L	21	24
Away	1991	12-8	L	13	35
Home	1992	8-22	W	17	16
Home	2006	4-19	W	41	17
Away	2007	-14	L	10	31

PENNSYLVANIA (5-0-1)

H: 1-0-0; A: 4-0-1; N: 0-0-0

Away	1930		W	60	20
Home	1931		W	49	0
Away	1952	10-12	T	7	7
Away	1953	1-15	W	28	20
Away	1954	5-	W	42	7
Away	1955	6-	W	46	14

PITTSBURGH (50-21-1)*

H: 21-10-0*; A: 29-11-1; N: 0-0-0

Away	1909		W	6	0
Away	1911		T	0	0
Away	1912		W	3	0
Away	1930		W	35	19
Home	1931		W	25	12
Away	1932		L	0	12
Home	1933		L	0	14
Away	1934		L	0	19
Home	1935		W	9	6
Away	1936	7-9	L	0	26
Home	1937	12-3	L	6	21
Away	1943		W	41	0
Away	1944		W	58	0
Away	1945	3-	W	39	9
Home	1946		W	33	0
Away	1947		W	40	6
Away	1948		W	40	0
Home	1950		W	18	7
Away	1951		W	33	0
Home	1952	8-	L	19	22
Home	1953	1-15	W	23	14
Away	1954	8-	W	33	0
Away	1956	-20	L	13	26
Home	1957	7-	W	13	7
Away	1958	14-	L	26	29
Away	1959		L	13	28
Home	1960	-14	L	13	20
Away	1961		W	26	20
Home	1962		W	43	22
Home	1963	-8	L	7	27
Away	1964	1-	W	17	15
Away	1965	4-	W	69	13
Home	1966	1-	W	40	0
Away	1967	9-	W	38	0
Home	1968	12-	W	56	7
Away	1969	8-	W	49	7
Home	1970	2-	W	46	14
Away	1971	8-	W	56	7
Home	1972	7-	W	42	16
Away	1973	5-20	W	31	10
Home	1974	5-17	W	14	10
Away	1975	9-	L	20	34
Home	1976	11-9	L	10	31
Away	1977	3-7	W	19	9
Home	1978	-9	W	26	17
Away	1982	-1	W	31	16
Home	1983	18-	L	16	21
Home	1986		L	9	10
Site	Year	Rank	Result	ND	Opp
Away	1987	4-	L	22	30
Away	1988	5-	W	30	20
Home	1989	1-7	W	45	7
Away	1990	3-	W	31	22
Home	1991	7-12	W	42	7
Away	1992	14-	W	52	21
Home	1993	4-	W	44	0
Home	1996	14-	W	60	6
Away	1997		W	45	21
Away	1999		L	27	37
Home	2001		W	24	7
Home	2002	8-	W	14	6
Away	2003	-15	W	20	14
Home	2004	24-	L	38	41
Away	2005	-23	W	42	21
Home	2008		L (4ot)	33	36
Away	2009	-8	L	22	27
Home	2010		W	20	16
Away	2011		W	15	12
Home	2012	4-	W* (3ot)	29	26
Away	2013	24-	L	21	28
Away	2015	8-	W	42	30
Home	2018	5-	W	19	14



Away	2020	3-	W	45	3
------	------	----	---	----	---

PRINCETON (2-0-0)

H: 0-0-0; A: 2-0-0; N: 0-0-0

Away	1923		W	25	2
Away	1924		W	12	0

PURDUE (58-26-2)*

H: 29-11-0*; A: 28-14-2*; N: 1-1-0

Home	1896		L	22	28
Away	1899		T	10	10
Home	1901		W	12	6
Away	1902		T	6	6
Away	1904		L	0	36
Away	1905		L	0	32
Away	1906		W	2	0
Away	1907		W	17	0
Away	1918		W	26	6
Away	1919		W	33	13
Home	1920		W	28	0
Away	1921		W	33	0
Away	1922		W	20	0
Home	1923		W	34	7
Home	1933		L	0	19
Home	1934		W	18	7
Home	1939		W	3	0
Home	1946	3-	W	49	6
Away	1947	1-	W	22	7
Home	1948		W	28	27
Away	1949	2-	W	35	12
Home	1950	1-	L	14	28
Home	1951	15-	W	30	9
Away	1952	-9	W	26	14
Away	1953	1-	W	37	7
Home	1954	1-19	L	14	27
Away	1955	11-	W	22	7
Home	1956	18-	L	14	28
Away	1957		W	12	0
Home	1958	11-15	L	22	29
Away	1959	8-	L	7	28
Home	1960	12-	L	19	51
Away	1961		W	22	20
Home	1962		L	6	24
Away	1963		L	6	7
Home	1964	9-	W	34	15
Away	1965	1-6	L	21	25
Home	1966	6-8	W	26	14
Away	1967	1-10	L	21	28
Home	1968	2-1	L	22	37

Site	Year	Rank	Result	ND	Opp
Away	1969	9-16	L	14	28
Home	1970	6-	W	48	0
Away	1971	2-	W	8	7
Home	1972	10-	W	35	14
Away	1973	7-	W	20	7
Home	1974	2-	L	20	31
Away	1975	9-	W	17	0
Home	1976		W	23	0
Away	1977	11-	W	31	24
Home	1978		W	10	6
Away	1979	5-17	L	22	28
Home	1980	11-9	W	31	10
Away	1981	13-	L	14	15
Home	1982	10-	W	28	14
Away	1983	5-	W	52	6
Hoosier Dome, Indianapolis	1984	8-	L	21	23
Away	1985		L	17	35
Home	1986		W	41	9
Away	1987	8-	W	44	20
Home	1988	8-	W	52	7
Away	1989	1-	W	40	7
Home	1990	1-	W	37	11
Away	1991	8-	W	45	20

Home	1992	6-	W	48	0
Away	1993	4-	W	17	0
Home	1994	8-	W	39	21
Away	1995	25-	W	35	28
Home	1996	9-	W	35	0
Away	1997	12-	L	17	28
Home	1998	t23-	W	31	30
Away	1999	16-20	L	23	28
Home	2000	21-13	W	23	21
Away	2001		W	24	18
Home	2002	23-	W	24	17
Away	2003	-22	L	10	23
Home	2004	-15	L	16	41
Away	2005	13-22	W	49	28
Home	2006	12-	W	35	21
Away	2007		L	19	33
Home	2008		W	38	21
Away	2009		W	24	21
Home	2010		W	23	12
Away	2011		W	38	10
Home	2012	22-	W*	20	17
Away	2013	21-	W*	31	24
Lucas Oil Stadium Indianapolis	2014	11-	W	30	14

RICE (5-0-0)

H: 3-0-0; A: 2-0-0; N: 0-0-0

Away	1915		W	55	2
Away	1973	9-	W	28	0
Home	1974	6-	W	10	3
Home	1988	1-	W	54	11
Home	2014	17-	W	48	17

ROSE POLY (3-0-0)

H: 2-0-0; A: 1-0-0; N: 0-0-0

Home	1909		W	60	11
Away	1910		W	41	3
Home	1914		W	103	0

RUSH MEDICAL (3-0-1)

H: 3-0-1; A: 0-0-0; N: 0-0-0

Home	1894		W	18	6
Home	1897		T	0	0
Home	1899		W	17	0
Home	1900		W	5	0

RUTGERS (5-0-0)*

H: 2-0-0; A: 1-0-0; N: 2-0-0*

Site	Year	Rank	Result	ND	Opp
Polo Grounds, New York	1921		W	48	0
Home	1996	10-	W	62	0
Away	2000	11-	W	45	17
Home	2002	8-	W	42	0
Pinstripe Bowl, Bronx	2013	25-	W	29	16

SAN DIEGO STATE (1-0-0)

H: 1-0-0; A: 0-0-0; N: 0-0-0

Home	2008		W	21	13
------	------	--	---	----	----

ST. BONAVENTURE (1-0-0)

H: 1-0-0; A: 0-0-0; N: 0-0-0

Home	1911		W	34	0
------	------	--	---	----	---

SAINT LOUIS (3-0-0)

H: 1-0-0; A: 2-0-0; N: 0-0-0

Away	1912		W	47	7
Home	1922		W	26	0



Away	1923	W	13	0
------	------	---	----	---

ST. VIATOR (4-0-0)

H: 4-0-0; A: 0-0-0; N: 0-0-0

Home	1897	W	60	0
Home	1908	W	46	0
Home	1911	W	43	0
Home	1912	W	116	7

ST. VINCENT'S (CHICAGO) (1-0-0)

H: 0-0-0; A: 1-0-0; N: 0-0-0

Away	1907	W	21	12
------	------	---	----	----

SOUTH BEND ATHLETIC CLUB (1-0-1)

H: 1-0-1; A: 0-0-0; N: 0-0-0

Home	1901	T	0	0
Home	1901	W	22	6

SOUTH BEND COMMERCIAL ATHLETIC CLUB (1-0-0)

H: 1-0-0; A: 0-0-0; N: 0-0-0

Home	1896	W	46	0
------	------	---	----	---

SOUTH BEND H.S. (1-0-0)

H: 1-0-0; A: 0-0-0; N: 0-0-0

Home	1892	W	56	0
------	------	---	----	---

SOUTH BEND HOWARD PARK (1-0-0)

H: 1-0-0; A: 0-0-0; N: 0-0-0

Home	1900	W	64	0
------	------	---	----	---

SOUTH CAROLINA (3-1-0)

H: 1-1-0; A: 2-0-0; N: 0-0-0

Away	1976	12-19	W	13	6
Home	1979	14-	W	18	17
Away	1983		W	30	6
Home	1984	-11	L	32	36

SOUTH DAKOTA (5-0-0)

H: 3-0-0; A: 0-0-0; N: 2-0-0

Home	1913	W	20	7
Sioux Falls, S.D.	1914	W	33	0
Home	1915	W	6	0
Sioux Falls, S.D.	1916	W	20	0
Home	1917	W	40	0

SMU (10-3-0)

H: 6-1-0; A: 4-1-0; N: 0-1-0

Home	1930		W	20	14
Home	1939		W	20	19
Away	1949	1-	W	27	20
Site	Year	Rank	Result	ND	Opp
Home	1951	5-	L	20	27
Home	1953	2-	W	40	14
Away	1954	4-	W	26	14
Home	1955	11-	W	17	0
Away	1956	3-	L	13	19
Away	1957	10-	W	54	21
Away	1958	7-17	W	14	6
Aloha Stadium, Honolulu	1984	17-10	L	20	27
Home	1986		W	61	29
Home	1989	1-	W	59	6

STANFORD (21-13-0)*

H: 13-4-0*; A: 7-9-0; N: 1-0-0

Rose Bowl, Pasadena, Calif.	1924		W	27	10
Home	1942		W	27	0
Away	1963		L	14	24
Home	1964	2-	W	28	6
Home	1988	5-	W	42	14
Away	1989	1-	W	27	17
Home	1990	1-	L	31	36

Away	1991	8-	W	42	26
Home	1992	7-19	L	16	33
Away	1993	4-	W	48	20
Home	1994	8-	W	34	15
Away	1997	-19	L	15	33
Home	1998	t23-	W	35	17
Away	1999		L	37	40
Home	2000	25-	W	20	14
Away	2001	-13	L	13	17
Home	2002	9-	W	31	7
Away	2003		W	57	7
Home	2004		W	23	15
Away	2005	6-	W	38	31
Home	2006	12-	W	31	10
Away	2007		W	21	14
Home	2008		W	28	21
Away	2009		L	38	45
Home	2010	-16	L	14	37
Away	2011	22-4	L	14	28
Home	2012	7-17	W* (ot)	20	13
Away	2013	25-8	L	20	27
Home	2014	9-14	W	17	14
Away	2015	4-13	L	36	38
Home	2016		L	10	17
Away	2017	8-21	L	20	38
Home	2018	8-7	W	38	17
Away	2019	15-	W	45	24

SYRACUSE (7-3-0)

H: 3-1-0; A: 1-1-0; N: 3-1-0

Away	1914		W	20	0
Home	1961	-10	W	17	15
Yankee Stadium, Bronx	1963		L	7	14
Away	2003		L	12	38
Home	2005	6-	W	34	10
Home	2008		L	23	24
MetLife Stadium, N.J.	2014	8-	W	31	15
MetLife Stadium, N.J.	2016		W	50	33
Yankee Stadium, Bronx	2018	3-12	W	36	3
Home	2020	2-	W	45	21

TEMPLE (3-0-0)*

H: 2-0-0*; A: 1-0-0; N: 0-0-0

Home	2013	14-	W*	28	6
Away	2015	9-21	W	24	20
Home	2017		W	49	16

TENNESSEE (4-4-0)

H: 2-2-0; A: 2-2-0; N: 0-0-0

Site	Year	Rank	Result	ND	Opp
Home	1978	14-	W	31	14
Away	1979	13-	L	18	40
Away	1990	1-9	W	34	29
Home	1991	5-13	L	34	35
Away	1999	24-4	L	14	38
Home	2001	-7	L	18	28
Away	2004	-9	W	17	13
Home	2005	8-	W	41	21

TEXAS (9-3-0)

H: 3-1-0; A: 4-1-0; N: 2-1-0

Away	1913		W	30	7
Away	1915		W	36	7
Home	1934		L	6	7
Away	1952	19-5	W	14	3
Home	1954	2-4	W	21	0
Cotton Bowl, Dallas	1969	9-1	L	17	21



Cotton Bowl, Dallas	1970	6-1	W	24	11
Cotton Bowl, Dallas	1977	5-1	W	38	10
Home	1995	21-13	W	55	27
Away	1996	9-6	W	27	24
Home	2015	11-	W	38	3
Away	2016	10-	L (2ot)	47	50

TEXAS A&M (3-2-0)

H: 1-0-0; A: 0-1-0; N: 2-1-0

Cotton Bowl, Dallas	1987	12-13	L	10	35
Cotton Bowl, Dallas	1992	5-4	W	28	3
Cotton Bowl, Dallas	1993	4-7	W	24	21
Home	2000	-23	W	24	10
Away	2001		L	3	24

TCU (1-0-0)

H: 1-0-0; A: 0-0-0; N: 0-0-0

Home	1972	13-	W	21	0
------	------	-----	---	----	---

TOLEDO ATHLETIC ASSOCIATION (1-0-0)

H: 1-0-0; A: 0-0-0; N: 0-0-0

Home	1904		W	6	0
------	------	--	---	---	---

TULANE (8-0-0)

H: 4-0-0; A: 4-0-0; N: 0-0-0

Home	1944		W	26	0
Away	1945	5-	W	32	6
Away	1946	2-	W	41	0
Home	1947	2-	W	59	6
Home	1949	1-4	W	46	7
Away	1950	10-	W	13	9
Away	1969	12-	W	37	0
Home	1971	8-	W	21	7

TULSA (0-1-0)

H: 0-1-0; A: 0-0-0; N: 0-0-0

Home	2010		L	27	28
------	------	--	---	----	----

UCLA (4-0-0)

H: 3-0-0; A: 1-0-0; N: 0-0-0

Home	1963		W	27	12
Home	1964	4-	W	24	0
Home	2006	10-	W	20	17
Away	2007	-	W	20	6

USC (49-37-5)*

H: 27-14-1*; A: 20-23-4*; N: 2-0-0

Away	1926		W	13	12
Soldier Field, Chicago	1927		W	7	6
Away	1928		L	14	27
Soldier Field, Chicago	1929		W	13	12
Site	Year	Rank	Result	ND	Opp
Away	1930		W	27	0
Home	1931		L	14	16
Away	1932		L	0	13
Home	1933		L	0	19
Away	1934		W	14	0
Home	1935		W	20	13
Away	1936	9-	T	13	13
Home	1937	9-	W	13	6
Away	1938	1-8	L	0	13
Home	1939	7-4	L	12	20
Away	1940		W	10	6
Home	1941	4-	W	20	18
Away	1942	8-14	W	13	0
Home	1946	2-16	W	26	6
Away	1947	1-3	W	38	7
Away	1948	2-	T	14	14
Home	1949	1-17	W	32	0
Away	1950		L	7	9
Away	1951	-20	W	19	12
Home	1952	7-2	W	9	0
Away	1953	2-20	W	48	14

Home	1954	4-17	W	23	17
Away	1955	5-	L	20	42
Away	1956	-17	L	20	28
Home	1957	12-	W	40	12
Away	1958	18-	W	20	13
Home	1959	-7	W	16	6
Away	1960		W	17	0
Home	1961	8-	W	30	0
Away	1962	-1	L	0	25
Home	1963	-7	W	17	14
Away	1964	1-	L	17	20
Home	1965	7-4	W	28	7
Away	1966	1-10	W	51	0
Home	1967	5-1	L	7	24
Away	1968	9-2	T	21	21
Home	1969	11-3	T	14	14
Away	1970	4-	L	28	38
Home	1971	6-	L	14	28
Away	1972	10-1	L	23	45
Home	1973	8-6	W	23	14
Away	1974	5-6	L	24	55
Home	1975	14-3	L	17	24
Away	1976	13-3	L	13	17
Home	1977	11-5	W	49	19
Away	1978	8-3	L	25	27
Home	1979	9-4	L	23	42
Away	1980	2-17	L	3	20
Home	1981	-5	L	7	14
Away	1982	-17	L	13	17
Home	1983		W	27	6
Away	1984	-14	W	19	7
Home	1985		W	37	3
Away	1986	-17	W	38	37
Home	1987	10-	W	26	15
Away	1988	1-2	W	27	10
Home	1989	1-9	W	28	24
Away	1990	7-18	W	10	6
Home	1991	5-	W	24	20
Away	1992	5-19	W	31	23
Home	1993	2-	W	31	13
Away	1994	-17	T	17	17
Home	1995	17-5	W	38	10
Away	1996	10-	L (ot)	20	27
Home	1997		L	17	20
Away	1998	9-	L	0	10
Home	1999		W	25	24
Away	2000	11-	W	38	21
Home	2001		W	27	16
Away	2002	7-6	L	13	44
Home	2003	-5	L	14	45
Away	2004	-1	L	10	41
Home	2005	9-1	L	31	34
Away	2006	6-3	L	24	44
Home	2007	-13	L	0	38
Site	Year	Rank	Result	ND	Opp
Away	2008	-5	L	3	38
Home	2009	-6	L	27	34
Away	2010		W	20	16
Home	2011		L	17	31
Away	2012	1-	W*	22	13
Home	2013		W*	14	10
Away	2014		L	14	49
Home	2015	14-	W	41	31
Away	2016	-12	L	27	45
Home	2017	13-11	W	49	14
Away	2018	3-	W	24	17
Home	2019	9-	W	30	27

USF (1-1-0)

H: 1-1-0; A: 0-0-0; N: 0-0-0

Home	2011	16-	L	20	23
Home	2020	7-RV	W	5	0

UTAH (1-0-0)

H: 1-0-0; A: 0-0-0; N: 0-0-0



Home	2010	-15	W	28	3
------	------	-----	---	----	---

VALPARAISO (1-0-0)

H: 1-0-0; A: 0-0-0; N: 0-0-0

Home	1920		W	28	3
------	------	--	---	----	---

VANDERBILT (3-0-0)

H: 2-0-0; A: 1-0-0; N: 0-0-0

Home	1995	24-	W	41	0
Away	1996	6-	W	14	7
Home	2018	8-	W	22	17

VIRGINIA (3-0-0)

H: 1-0-0; A: 1-0-0; N: 1-0-0

Giants Stadium, N.J.	1989	2-	W	36	13
Away	2015	9-	W	34	27
Home	2019	10-	W	35	20

VIRGINIA TECH (2-1-0)

H: 1-1-0; A: 1-0-0; N: 0-0-0

Home	2016		L	31	34
Away	2018	6-	W	45	23
Home	2019	16-	W	21	20

WABASH (10-1-0)

H: 6-1-0; A: 4-0-0; N: 0-0-0

Home	1894		W	30	0
Away	1903		W	35	0
Home	1904		W	12	4
Home	1905		L	0	5
Away	1908		W	8	4
Home	1909		W	38	0
Away	1911		W	6	3
Home	1912		W	41	6
Home	1916		W	60	0
Away	1918		W	67	7
Home	1924		W	34	0

WAKE FOREST (5-0-0)

H: 3-0-0; A: 2-0-0; N: 0-0-0

Away	2011		W	24	17
Home	2012	3-	W	38	0
Home	2015	6-	W	28	7
Home	2017	3-	W	48	37
Home	2018	8-	W	56	27

WASHINGTON (8-0-0)

H: 4-0-0; A: 4-0-0; N: 0-0-0

Home	1948	2-	W	46	0
Away	1949		W	27	7
Away	1995	23-15	W	23	15
Site	Year	Rank	Result	ND	Opp
Home	1996	11-16	W	54	20
Home	2004		W	38	3
Away	2005	16-	W	36	17
Away	2008		W	33	7
Home	2009		W (ot)	37	30

WASHINGTON STATE (2-0-0)

H: 1-0-0; A: 0-0-0; N: 1-0-0

Home	2003	19-	W (ot)	29	26
AlamoDome, San Antonio	2009	-	W	40	14

WASHINGTON & JEFFERSON (1-0-0)

H: 0-0-0; A: 1-0-0; N: 0-0-0

Away	1917		W	3	0
------	------	--	---	---	---

WASHINGTON (ST. LOUIS) (1-0-0)

H: 1-0-0; A: 0-0-0; N: 0-0-0

Home	1936		W	14	6
------	------	--	---	----	---

WESTERN MICHIGAN (3-0-0)

H: 3-0-0; A: 0-0-0; N: 0-0-0

Home	1919		W	53	0
Home	1920		W	41	0
Home	2010		W	44	20

WESTERN RESERVE (1-0-0)

H: 0-0-0; A: 1-0-0; N: 0-0-0

Away	1916		W	48	0
------	------	--	---	----	---

WEST VIRGINIA (4-0-0)

H: 2-0-0; A: 1-0-0; N: 1-0-0

Fiesta Bowl, Tempe, Ariz.	1988	1-3	W	34	21
Home	1997	-22	W	21	14
Away	2000	20-	W	42	28
Home	2001		W	34	24

WISCONSIN (8-6-2)

H: 3-1-0; A: 4-3-2; N: 1-2-0

Away	1900		L	0	54
Milwaukee, Wis.	1904		L	0	58
Milwaukee, Wis.	1905		L	0	21
Milwaukee, Wis.	1917		T	0	0
Milwaukee, Wis.	1924		W	38	3
Milwaukee, Wis.	1928		L	6	22
	1929		W	19	0
	1934		W	19	0
Milwaukee, Wis.	1935		W	27	0
	1936		W	27	0
Milwaukee, Wis.	1942		T	7	7
Milwaukee, Wis.	1943		W	50	0
	1944		W	28	13
Milwaukee, Wis.	1962		L	8	17
	1963		L	9	14
Milwaukee, Wis.	1964		W	31	7

AMERICAN ATHLETIC

ND vs.	Won	Lost	Tied
Cincinnati	1	0	0
Connecticut	0	1	0
East Carolina	0	0	0
Houston	1	0	0
Memphis	0	0	0
Navy*	79	13	1
SMU	10	3	0
Temple*	3	0	0
Tulane	8	0	0
Tulsa	0	1	0
UCF	0	0	0
USF	1	1	0
TOTALS*	103	19	1

ATLANTIC COAST

ND vs.	Won	Lost	Tied
Boston College *	17	9	0
Clemson	2	4	0
Duke	5	2	0
Florida State	4	6	0
Georgia Tech	29	6	1
Louisville	2	1	0
Miami (Fla.)*	18	8	1
North Carolina	19	2	0
North Carolina State	1	2	0
Pittsburgh	50	21	1
Syracuse	7	3	0
Virginia	3	0	0
Virginia Tech	2	1	0
Wake Forest	5	0	0
TOTALS*	164	65	3

BIG TEN



ND vs.	Won	Lost	Tied
Illinois	11	0	1
Indiana	23	5	1
Iowa	13	8	3
Maryland	2	0	0
Michigan*	18	25	1
Michigan State*	49	29	1
Minnesota	4	0	1
Nebraska	7	8	1
Northwestern	38	9	2
Ohio State	2	4	0
Penn State	9	9	1
Purdue*	58	26	2
Rutgers*	5	0	0
Wisconsin	8	6	2
TOTALS*	247	129	16

BIG 12

ND vs.	Won	Lost	Tied
Baylor	2	0	0
Iowa State	1	0	0
Kansas	4	1	1
Kansas State	0	0	0
Oklahoma*	9	2	0
Oklahoma State	0	0	0
TCU	1	0	0
Texas	9	3	0
Texas Tech	0	0	0
West Virginia	4	0	0
TOTALS*	30	6	1

CONFERENCE USA

ND vs.	Won	Lost	Tied
Charlotte	0	0	0
Florida Atlantic	0	0	0
Florida International	0	0	0
Louisiana Tech	0	0	0
Marshall	0	0	0
Middle Tennessee	0	0	0
North Texas	0	0	0
Old Dominion	0	0	0
Rice	5	0	0
Southern Mississippi	0	0	0
UTEP	0	0	0
UTSA	0	0	0
Western Kentucky	0	0	0
TOTALS	5	0	0

MID-AMERICAN

ND vs.	Won	Lost	Tied
Akron	1	0	0
Ball State	1	0	0
Bowling Green	1	0	0
Buffalo	0	0	0
Central Michigan	0	0	0
Eastern Michigan	0	0	0
Kent State	0	0	0
Miami (Ohio)	2	0	0
Northern Illinois	0	0	0
Ohio	0	0	0
Toledo	0	0	0
Western Michigan	3	0	0
TOTALS	8	0	0

MOUNTAIN WEST

ND vs.	Won	Lost	Tied
Air Force*	24	6	0

Boise State	0	0	0
Colorado State	0	0	0
Fresno State	0	0	0
Hawaii	3	0	0
Nevada	2	0	0
New Mexico	1	0	0
San Diego State	1	0	0
San Jose State	0	0	0
Utah State	0	0	0
UNLV	0	0	0
Wyoming	0	0	0
TOTALS*	31	6	0

PACIFIC-12

ND vs.	Won	Lost	Tied
Arizona	2	1	0
Arizona State*	3	1	0
California	4	0	0
Colorado	3	2	0
Oregon	1	0	1
Oregon State	0	2	0
Stanford*	21	13	0
UCLA	4	0	0
USC*	49	37	5
Utah	1	0	0
Washington	8	0	0
Washington State	2	0	0
TOTALS*	98	56	6

SOUTHEASTERN

ND vs.	Won	Lost	Tied
*Alabama	5	3	0
Arkansas	0	0	0
Auburn	0	0	0
Florida	1	0	0
Georgia	0	1	0
Kentucky	0	0	0
LSU	7	5	0
Mississippi	1	1	0
Mississippi State	0	0	0
Missouri	2	2	0
South Carolina	3	1	0
Tennessee	4	4	0
Texas A&M This i	3	2	0
Vanderbilt	3	0	0
*TOTALS	29	19	0

*Includes 21 victories and one loss (during 2012-13) later vacated by NCAA discretionary penalty.



BOWL RECORD (19-20)*

Season	Bowl	Date	Opponent	Result	Score
1924	Rose	Jan. 1, 1925	Stanford	W	27-10
1969	Cotton	Jan. 1, 1970	Texas	L	17-21
1970	Cotton	Jan. 1, 1971	Texas	W	24-11
1972	Orange	Jan. 1, 1973	Nebraska	L	6-40
1973	Sugar	Dec. 31, 1973	Alabama	W	24-23
1974	Orange	Jan. 1, 1975	Alabama	W	13-11
1976	Gator	Dec. 27, 1976	Penn State	W	20-9
1977	Cotton	Jan. 2, 1978	Texas	W	38-10
1978	Cotton	Jan. 1, 1979	Houston	W	35-34
1980	Sugar	Jan. 1, 1981	Georgia	L	10-17
1983	Liberty	Dec. 29, 1983	Boston College	W	19-18
1984	Aloha	Dec. 29, 1984	SMU	L	20-27
1987	Cotton	Jan. 1, 1988	Texas A&M	L	10-35
1988	Fiesta	Jan. 2, 1989	West Virginia	W	34-21
1989	Orange	Jan. 1, 1990	Colorado	W	21-6
1990	Orange	Jan. 1, 1991	Colorado	L	9-10
1991	Sugar	Jan. 1, 1992	Florida	W	39-28
1992	Cotton	Jan. 1, 1993	Texas A&M	W	28-3
1993	Cotton	Jan. 1, 1994	Texas A&M	W	24-21
1994	Fiesta	Jan. 2, 1995	Colorado	L	24-41
1995	Orange	Jan. 1, 1996	Florida State	L	26-31
1997	Independence	Dec. 28, 1997	LSU	L	9-27
1998	Gator	Jan. 1, 1999	Georgia Tech	L	28-35
2000	Fiesta	Jan. 1, 2001	Oregon State	L	9-41
2002	Gator	Jan. 1, 2003	North Carolina State	L	6-28
2004	Insight	Dec. 28, 2004	Oregon State	L	21-38
2005	Fiesta	Jan. 2, 2006	Ohio State	L	20-34
2006	Sugar	Jan. 3, 2007	LSU	L	14-41
2008	Hawai'i	Dec. 24, 2008	Hawai'i	W	49-21
2010	Sun	Dec. 31, 2010	Miami (Fla.)	W	33-17
2011	Champs Sports	Dec. 29, 2011	Florida State	L	14-18
*2012	BCS N.C. Game	Jan. 7, 2013	Alabama	L	14-42
*2013	Pinstripe	Dec. 28, 2013	Rutgers	W	29-16
2014	Music City	Dec. 30, 2014	LSU	W	31-28
2015	Fiesta	Jan. 1, 2016	Ohio State	L	28-44
2017	Citrus	Jan. 1, 2018	LSU	W	21-17
2018	CFP Semi/Cotton	Dec. 29, 2018	Clemson	L	3-30
2019	Camping World	Dec. 28, 2019	Iowa State	W	33-9
2020	CFP Semi/Rose	Jan. 1, 2021	Alabama	L	14-31

*Includes 2012-13 postseason appearances later vacated by NCAA discretionary penalty.

1925 ROSE BOWL

Notre Dame 27, Stanford 10 January 1, 1925

Notre Dame coach Knute Rockne and the famed Four Horsemen brought a perfect 9-0 record to the West Coast to take on coach Pop Warner and Ernie Nevers of Stanford. Notre Dame's victory earned the Irish their first national championship and the first of four national crowns to come via bowl wins.

1970 COTTON BOWL

Texas 21, Notre Dame 17 January 1, 1970

Texas came in ranked first in both the Associated Press and United Press International polls with a perfect 10-0 record. Notre Dame stood eighth in the AP poll and ninth according to UPI with its 8-1-1 mark. Texas earned the national championship with its victory, but Notre Dame moved up to fifth in the final AP poll taken after the bowl games.

1971 COTTON BOWL

Notre Dame 24, Texas 11 January 1, 1971

Texas again came in ranked first in both the Associated Press and United Press International polls with a 10-0 mark and 30-game winning streak. Notre Dame stood 9-1 and was fifth in the UPI poll and sixth according to the AP. The Notre Dame victory dropped Texas to third in the final AP poll after the bowl games, while Notre Dame moved up to second behind Nebraska.

1973 ORANGE BOWL

Nebraska 40, Notre Dame 6 January 1, 1973

Nebraska came in with an 8-2-1 record, ranked ninth according to United Press International. Notre Dame, 8-2, came in ranked 12th in the UPI poll. The Nebraska victory vaulted the Huskers to fourth in the final AP poll after the bowls, while Notre Dame dropped to 14th.

1973 SUGAR BOWL

Notre Dame 24, Alabama 23 December 31, 1973

Alabama came in ranked first in both the Associated Press and United Press International polls with an 11-0 record. Notre Dame came in ranked third according to AP and fourth in the UPI poll with a 10-0 record. The Notre Dame victory left the Irish first in the AP poll after the bowls, while Alabama dropped to fourth.

1975 ORANGE BOWL

Notre Dame 13, Alabama 11 January 1, 1975

Alabama came in ranked first in the United Press International poll and second in the Associated Press poll with its 11-0 record. Notre Dame came in standing eighth in the UPI poll and ninth according to AP with its 9-2 record. The Notre Dame victory left the Irish sixth and Alabama fifth in the AP poll after the bowls. UPI also took its final tabulation after the bowl games for the first time and rated Alabama second and Notre Dame fourth.

1976 GATOR BOWL

Notre Dame 20, Penn State 9 December 27, 1976

Penn State came in tied for 20th in the polls with a 7-4 record. Notre Dame came in 13th in the United Press International poll and 15th in the Associated Press poll with an 8-3 record. The Notre Dame victory left the Irish 12th in both the final AP and UPI polls after the bowl games.

1978 COTTON BOWL

Notre Dame 38, Texas 10 January 2, 1978

Texas came in ranked first in both the Associated Press and United Press International polls with its perfect 11-0 record. Notre Dame came in ranked fifth by both AP and UPI with a 10-1 record. The Notre Dame victory elevated the Irish to first in both the AP and UPI polls taken after the bowls, while Texas dropped to fourth in AP and fifth in UPI.

**1979 COTTON BOWL**

Notre Dame 35, Houston 34 January 1, 1979

Houston came in ranked ninth according to the Associated Press and 11th according to United Press International with a 9-2 record. Notre Dame came in ranked ninth according to UPI and 10th according to AP with an 8-3 record. The Notre Dame victory left the Irish sixth in UPI and seventh in AP, while Houston dropped to 10th in AP and remained 11th in UPI.

1981 SUGAR BOWL

Georgia 17, Notre Dame 10 January 1, 1981

Georgia came in ranked first in both the Associated Press and United Press International polls with a perfect 11-0 record. Notre Dame came in seventh in AP and eighth in UPI with a 9-1-1 record. The Georgia victory kept the Bulldogs first in both polls, while Notre Dame dropped to ninth in AP and 10th in UPI.

1983 LIBERTY BOWL

Notre Dame 19, Boston College 18 December 29, 1983

Boston College came in ranked 12th according to United Press International and 13th according to the Associated Press with a 9-2 record. Notre Dame came in unranked with a 6-5 record. The Notre Dame victory dropped the Eagles to 19th in AP and 20th in UPI, while Notre Dame remained unranked. The Irish, however, did finish 18th in the final New York Times computer rankings.

1984 ALOHA BOWL

SMU 27, Notre Dame 20 December 29, 1984

SMU came in ranked 10th according to both the Associated Press and United Press International with a 9-2 record. Notre Dame came in ranked 17th by AP and 18th by UPI with a 7-4 record. The SMU victory boosted the Mustangs to eighth in both final wire service polls, while Notre Dame dropped out of both polls.

1988 COTTON BOWL

Texas A&M 35, Notre Dame 10 January 1, 1988

Texas A&M came in ranked 13th according to both the Associated Press and United Press International with a 9-2 record. Notre Dame came in ranked 12th by AP and 14th by UPI with an 8-3 record. The Texas A&M victory boosted the Aggies to ninth in the final UPI polls and 10th according to AP. Notre Dame fell to 17th in the final AP poll and dropped out of the UPI rankings completely.

1989 FIESTA BOWL

Notre Dame 34, West Virginia 21 January 2, 1989

West Virginia came in ranked third according to both the Associated Press and United Press International with an 11-0 record. Notre Dame came in ranked first by both AP and UPI with an 11-0 record. The Notre Dame victory left the Irish atop both polls in the final rankings. West Virginia dropped to fifth in both final polls.

1990 ORANGE BOWL

Notre Dame 21, Colorado 6 January 1, 1990

Colorado came in ranked first in both the Associated Press and United Press International polls with its perfect 11-0 record. Notre Dame came in ranked fourth in both polls with an 11-1 record. The Notre Dame victory boosted the Irish to second in the final AP poll and third according to UPI. Colorado dropped to fourth in both polls.

1991 ORANGE BOWL

Colorado 10, Notre Dame 9 January 1, 1991

Colorado came in ranked first in both the Associated Press and United Press International polls with its 10-1-1 record. Notre Dame came in ranked fifth by AP and sixth by UPI with a 9-2 record. The Colorado victory left the Buffs first according to AP and second by UPI. Notre Dame finished sixth in both polls.

1992 SUGAR BOWL

Notre Dame 39, Florida 28 January 1, 1992

Florida came in ranked third according to the Associated Press and fourth according to USA Today/CNN with a 10-1 record. Notre Dame came in ranked 18th in both polls with a 9-3 record. The Notre Dame victory left the Gators seventh according to AP and eighth by USA Today/CNN. The Irish finished 12th according to USA Today/CNN and 13th by AP.

1993 COTTON BOWL

Notre Dame 28, Texas A&M 3 January 1, 1993

Texas A&M came in ranked third by USA Today/CNN and fourth by the Associated Press with a 12-0 record. Notre Dame came in ranked fifth in both polls with a 9-1-1 mark. The Irish victory put them fourth in the final polls and placed the Aggies sixth according to USA Today/CNN and seventh by AP.

1994 COTTON BOWL

Notre Dame 24, Texas A&M 21 January 1, 1994

Texas A&M came in ranked sixth by USA Today/CNN and seventh by the Associated Press with a 10-1 record. Notre Dame came in ranked fourth by both Associated Press and USA Today/CNN with a 10-1 mark. The Notre Dame victory pushed the Irish to second in both polls. The Aggies dropped to eighth in both polls.

1995 FIESTA BOWL

Colorado 41, Notre Dame 24 January 2, 1995

Colorado came in ranked fourth by the Associated Press and fifth by USA Today/CNN with a 10-1 record. Notre Dame came in unranked with a 6-4-1 record. The Colorado victory left the Buffs third in both polls, while Notre Dame remained unranked.

1996 ORANGE BOWL

Florida State 31, Notre Dame 26 January 1, 1996

Florida State came in ranked eighth by both the Associated Press and USA Today/CNN with a 9-2 record. Notre Dame came in with a 9-2 mark and was ranked sixth by AP and ninth in USA Today/CNN. The victory by Florida State put the Seminoles fourth in the final AP poll and fifth in USA Today/CNN. Notre Dame finished 11th in AP and 13th in the USA Today/CNN.



1997 INDEPENDENCE BOWL

LSU 27, Notre Dame 9 December 28, 1997

LSU came in ranked 15th by both the Associated Press and USA Today/ESPN with an 8-3 record. Notre Dame came into the contest with a 7-5 mark and was unranked. The victory by LSU gave the Tigers a final ranking of 13th in both the AP and USA Today/ESPN poll.

1999 GATOR BOWL

Georgia Tech 35, Notre Dame 28 January 1, 1999

Georgia Tech came in ranked 12th by the Associated Press and 14th by USA Today/ESPN with a 9-2 record. Notre Dame came into the contest with a 9-2 mark and was ranked 17th by the Associated Press and 14th by USA Today/ESPN. The victory by Georgia Tech gave the Yellow Jackets a final ranking of ninth in the AP and 11th in the USA Today/ESPN. Notre Dame was ranked 22nd in both final polls.

2001 FIESTA BOWL

Oregon State 41, Notre Dame 9 January 1, 2001

Oregon State came in ranked fifth by the Associated Press and sixth by USA Today/ESPN with a 10-1 record. Notre Dame came into the contest with a 9-2 mark and was ranked 10th by both the Associated Press and USA Today/ESPN. The victory by Oregon State gave the Beavers a final ranking of fourth in the AP and fifth in the USA Today/ESPN poll. Notre Dame was ranked 15th in the AP poll and 16th in the final USA Today/ESPN poll.

2003 GATOR BOWL

NC State 28, Notre Dame 6 January 1, 2003

North Carolina State came in ranked 17th by both the Associated Press and USA Today/ESPN with a 10-3 record. Notre Dame came into the contest with a 10-2 mark and was ranked 11th by the Associated Press and 12th by USA Today/ESPN. The victory by North Carolina State boosted the Wolfpack to a final ranking of 12th in the AP and 11th in the USA Today/ESPN poll. Notre Dame was ranked 17th in both the AP poll and final USA Today/ESPN poll.

2004 INSIGHT BOWL

Oregon State 38, Notre Dame 21 December 28, 2004

Both teams (Notre Dame 6-5, Oregon State 6-5) entered the contest unranked by both national polls. Neither team appeared in the national rankings after the game.

2006 FIESTA BOWL

Ohio State 34, Notre Dame 20 January 2, 2006

Notre Dame entered the game with a 9-2 record and ranked fifth in the Associated Press and Harris polls, sixth in the USA Today and BCS standings. Ohio State entered the game with a 9-2 record and ranked fourth in the AP, Harris, USA Today and BCS standings. Ohio State's victory ended up ranking the Buckeyes fourth in both the AP and USA Today top 25. The Irish fell to ninth in the final AP voting and 11th in the USA Today listing.

2007 SUGAR BOWL

LSU 41, Notre Dame 14 January 3, 2007

Notre Dame entered the game with a 10-2 record and ranked 10th in the Harris Poll and BCS Standings, as well as 11th in the Associated Press and USA Today polls. LSU entered the game with a 10-2 record and ranked fourth in the AP, Harris, USA Today and BCS standings. The Tigers' victory ended up ranking LSU third in both the AP and USA Today top 25. The Irish fell to 17th in the final AP voting and 19th in the USA Today listing.

2008 HAWAII BOWL

Notre Dame 49, Hawai'i 21 December 24, 2008

Both teams (Notre Dame 6-6, Hawai'i 7-5) entered the contest unranked by both national polls. The Irish snapped their NCAA-record nine-game bowl losing streak. Neither team appeared in the national rankings after the game.

2010 SUN BOWL

Notre Dame 33, Miami (Fla.) 17 December 31, 2010

Both teams (Notre Dame 7-5, Miami 7-5) entered the contest unranked by both national polls. Neither team appeared in the national rankings after the game.

2011 CHAMPS SPORTS BOWL

Florida State 18, Notre Dame 14 December 29, 2011

Notre Dame (8-4) entered the contest unranked by both national polls, while Florida State (8-4) was ranked 25th by both goals. The victory by the Seminoles gave Florida State a final ranking of 23rd in both the Associated Press and USA Today/ESPN polls.

*2013 BCS NATIONAL CHAMPIONSHIP GAME

Alabama 42, Notre Dame 14 January 7, 2013

Notre Dame entered the game with a *12-0 record and ranked first in the BCS standings, Associated Press and USA Today polls. Alabama entered the game with a 12-1 record and ranked second in the BCS standings, AP and USA Today polls. The Crimson Tide victory ended up ranking Alabama first in both the AP and USA Today top 25. The Irish fell to fourth in the final AP voting and third in the USA Today listing.

*2013 PINSTRIPE BOWL

Notre Dame 29, Rutgers 16 December 28, 2013

Notre Dame (*8-4) entered the game 25th in the Associated Press and BCS rankings. Rutgers was unranked at 6-6 entering the contest. The victorious Irish climbed to 20th in the final AP poll and 24th in the USA Today listing. The Scarlet Knights remained unranked.

2014 MUSIC CITY BOWL

Notre Dame 31, LSU 28 December 30, 2014

Notre Dame (7-5) entered the game unranked in the Associated Press or College Football Playoff Rankings. LSU (8-4) entered the game 22nd in the Associated Press and 23rd in the College Football Playoff Rankings. Neither team appeared in the national rankings after the game.

2016 FIESTA BOWL

Ohio State 44, Notre Dame 28 January 1, 2016

Notre Dame (10-2) entered the game ranked eighth in the Associated Press and College Football Playoff Rankings and ninth in the Amway Coaches Poll. Ohio State (11-1) entered the game seventh in the Associated Press and 23rd in the College Football Playoff Rankings and fifth in the Coaches Poll. The victorious Buckeyes finished the year ranked fourth in both the AP and coaches polls while the Irish were ranked 11th by the AP and 12th by the coaches in the final polls.

2018 CITRUS BOWL

Notre Dame 21, LSU 17 January 1, 2018

Notre Dame (9-3) entered the game ranked 14th in the Associated Press and College Football Playoff Rankings and 15th in the Amway Coaches Poll. LSU (9-3) entered the game 17th in the College Football Playoff Rankings, 16th in the Associated Press and 14th in the Coaches Poll. The victorious Irish finished the year ranked 11th in both the AP and coaches polls while the Tigers were ranked 18th by the AP and coaches in the final polls.

2018 CFP SEMIFINAL AT THE COTTON BOWL

Clemson 30, Notre Dame 3 December 29, 2018

Notre Dame (12-0) entered the game ranked third in the Associated Press, College Football Playoff Rankings and Amway Coaches Poll. Clemson (13-0) entered the game second in each ranking. The Irish finished the year ranked fifth in both the AP and coaches polls while the Tigers were ranked first by the AP and coaches.

2019 CAMPING WORLD BOWL

Notre Dame 33, Iowa State 9 December 28, 2019

Notre Dame entered the game with a 10-2 record, ranked 14th in the AP poll and 15th in the final College Football Playoff rankings. Iowa State (7-5) entered unranked, but receiving votes in the AP poll. After the 33-9 win, the Irish finished ranked 12th in the AP poll and 11th in the coaches poll, with the Cyclones unranked.

2020 CFP SEMIFINAL AT THE ROSE BOWL GAME

Alabama 31, Notre Dame 14 January 1, 2021

Notre Dame entered the game with a 10-1 record, ranked fourth in the AP poll and in the final College Football Playoff rankings. Alabama (11-0) entered ranked No. 1 in all polls, but receiving votes in the AP poll. The Irish finished the year ranked fifth in both the AP and coaches polls while the Tide was ranked first by the AP and coaches.

** Postseason appearances in 2012-13 later vacated by NCAA discretionary penalty.*

BOWL RECORDS

INDIVIDUAL GAME RECORDS

Rushing

- Rushing Attempts: 28, Allen Pinkett (111 yards) vs. Boston College, '83 Liberty
- Rushing Yards: 150, Jerome Bettis (16 attempts) vs. Florida, '92 Sugar
- Rushing Yards Per Attempt (min. 10 attempts): 12.3, Tony Jones Jr. (11 for 135) vs. Iowa State, '19 Camping World
- Rushing Touchdowns: 3, Jerome Bettis vs. Florida, '92 Sugar; Autry Denson vs. Georgia

- Tech, '99 Gator; Darius Walker vs. Ohio State, '06 Fiesta
- Longest Rush: 84, Tony Jones Jr. vs. Iowa State, '19 Camping World

Passing

- Pass Attempts: 47, Tommy Rees (completed 27) vs. Rutgers, '13 Pinstripe
- Pass Completions: 29, Brady Quinn (attempted 45) vs. Ohio State, '06 Fiesta
- Completion Percentage (min. 10 attempts): .846, Jimmy Clausen (22 of 26) vs. Hawai'i, '08 Hawai'i
- Passing Yards: 401, Jimmy Clausen (22 of 26) vs. Hawai'i, '08 Hawai'i
- Most Yards Per Attempt: 19.4, Tony Rice vs. West Virginia (11 for 213), '89 Fiesta
- Most Yards Per Completion: 30.4, Tony Rice vs. West Virginia (7 for 213), '89 Fiesta
- Passes Had Intercepted: 4, Joe Montana vs. Houston, '79 Cotton
- Touchdown Passes: 5, Jimmy Clausen vs. Hawai'i, '08 Hawai'i

Receiving

- Pass Receptions: 10, Arnaz Battle (84 yards) vs. North Carolina State, '03 Gator
- Pass Reception Yards: 177, Golden Tate vs. Hawai'i, '08 Hawai'i
- Touchdown Receptions: 3, Golden Tate vs. Hawai'i, '08 Hawai'i
- Longest Pass: 81, DeShone Kizer to Will Fuller vs. Ohio State, '16 Fiesta

Total Offense

- Total Offense Attempts: 55, Brady Quinn (254 yards) vs. Ohio State, '06 Fiesta
- Total Offense Yards: 395, Jimmy Clausen (28 attempts) vs. Hawai'i, '08 Hawai'i

Scoring

- Points: 18, Elmer Layden (3 TDs) vs. Stanford, '25 Rose; Vagas Ferguson (3 TDs) vs. Texas, '77 Cotton; Jerome Bettis (3 TDs) vs. Florida, '92 Sugar; Bettis (3 TDs) vs. Texas A&M, '93 Cotton; Autry Denson (3 TDs) vs. Georgia Tech, '99 Gator; Darius Walker (3 TDs) vs. Ohio State, '06 Fiesta Bowl; Golden Tate (3 TDs) vs. Hawai'i, '08 Hawai'i
- Touchdowns: 3, Elmer Layden vs. Stanford, '25 Rose; Vagas Ferguson vs. Texas, '77 Cotton; Jerome Bettis vs. Florida, '92 Sugar; Bettis vs. Texas A&M, '93 Cotton; Autry Denson vs. Georgia Tech, '99 Gator; Darius Walker, '06 Fiesta; Golden Tate vs. Hawai'i, '08 Hawai'i
- Kicking Points: 17, Kyle Brindza vs. Rutgers (5 FGs, 2 XPs), '13 Pinstripe
- Extra Points: 7, Brandon Walker vs. Hawai'i, '08 Hawai'i
- Field Goals: 5, Kyle Brindza vs. Rutgers, '13 Pinstripe
- Longest Field Goal: 51, John Carney vs. SMU, '84 Aloha; 51, Jonathan Doerer vs. Iowa State, '19 Camping World

Defense

- Most Unassisted Tackles: 18, Rod Smith vs. Florida, '92 Sugar
- Most Assisted Tackles: 12, Te'von Coney vs. Clemson, '18 Cotton
- Most Total Tackles: 19, Alohi Gilman vs. Clemson, '18 Cotton

Interceptions

- Interceptions: 3, Harrison Smith (16 yards) vs. Miami, Fla., '10 Sun
- Interception Yards: 148, Elmer Layden (2 returns) vs. Stanford, '25 Rose
- Longest Interception: 78, Elmer Layden vs. Stanford, '25 Rose

Punt Returns

- Punt Returns: 4, Dave Waymer (15 yards) vs. Houston, '79 Cotton; Joe Howard (42 yards) vs. SMU, '84 Aloha; Raghib Ismail (68 yards) vs. Colorado, '91 Orange
- Punt Return Yards: 68, Raghib Ismail (4 returns) vs. Colorado, '91 Orange
- Longest Punt Return: 41, Michael Floyd (1 return) vs. Florida State, '11 Champs Sports

Kickoff Returns

- Kickoff Returns: 6, Tim Brown (129 yards) vs. Texas A&M, '88 Cotton



- Kickoff Return Yards: 144, Clint Johnson (5 returns) vs. Florida, '92 Sugar
- Longest Kickoff Return: 96, Armando Allen vs. Hawai'i, '08 Hawai'i

Punting

- Punts: 8, Jim Yoder (366 yards) vs. Texas, '71 Cotton; Tyler Newsome (367 yards) vs. Clemson, '18 Cotton
- Punting Average: 48.5, Elmer Layden vs. Stanford, '25 Rose
- Longest Punt: 80, Elmer Layden vs. Stanford, '25 Rose

INDIVIDUAL CAREER RECORDS

Rushing

- Rushing Attempts: 57, Autry Denson (298 yards) in '96 Orange, '97 Independence, '99 Gator
- Rushing Yards: 298, Autry Denson (57 attempts) in '96 Orange, '97 Independence, '99 Gator
- Rushing Yards Per Attempt (min. 20 attempts): 5.7, Darius Walker (38 for 218) in '06 Fiesta, '07 Sugar
- Rushing Touchdowns: 5, Jerome Bettis in '91 Orange, '92 Sugar, '93 Cotton

Passing

- Pass Attempts: 120, Ian Book (completed 78) in '18 Citrus, '19 CFP Semi - Cotton, '19 Camping World, '21 CFP Semi - Rose
- Pass Completions: 78, Ian Book (attempted 120) in '18 Citrus, '19 CFP Semi - Cotton, '19 Camping World, '21 CFP Semi - Rose
- Completion Percentage (min. 20 attempts): .846, Jimmy Clausen (22 of 26) in '08 Hawai'i
- Passing Yards: 800, Ian Book (78 of 120) in '18 Citrus, '19 CFP Semi - Cotton, '19 Camping World, '21 CFP Semi - Rose
- Passes Had Intercepted: 5, Joe Montana in '78 Cotton, '79 Cotton
- Touchdown Passes: 5, Jimmy Clausen in '08 Hawai'i

Receiving

- Pass Receptions: 19, Jeff Samardzija (207 yards) in '04 Insight, '06 Fiesta, '07 Sugar
- Pass Reception Yards: 207, Jeff Samardzija (19 receptions) in '04 Insight, '06 Fiesta, '07 Sugar
- Touchdown Receptions: 4, Derrick Mayes in '93 Cotton, '94 Cotton, '95 Fiesta, '96 Orange

Total Offense

- Total Offense Attempts: 170, Ian Book (951 yards) in '18 Citrus, '19 CFP Semi - Cotton, '19 Camping World, '21 CFP Semi - Rose
- Total Offense Yards: 951, Ian Book (170 att.) in '18 Citrus, '19 CFP Semi - Cotton, '19 Camping World, '21 CFP Semi - Rose

Scoring

- Points: 36, Jerome Bettis (6 TDs) in '92 Sugar, '93 Cotton
- Touchdowns: 6, Jerome Bettis in '91 Orange, '92 Sugar, '93 Cotton
- Kicking Points: 26, Kyle Brindza (6 FGs, 8 PATs) in '13 BCS Championship Game, '13 Pinstripe, '14 Music City
- Extra Points: 11, Dave Reeve in '75 Orange, '76 Gator, '78 Cotton
- Field Goals: 6, Kyle Brindza in '13 BCS Championship Game, '13 Pinstripe, '14 Music City

Returns

- Interceptions: 3, Harrison Smith (16 yards) vs. Miami, Fla., '10 Sun
- Interception Yards: 148, Elmer Layden (2 returns) in '25 Rose
- Punt Returns: 4, Dave Waymer (15 yards) in '76 Gator, '78 Cotton, '79 Cotton; Joe

- Howard (42 yards) in '83 Liberty, '84 Aloha; Raghib Ismail (68 yards) in '91 Orange
- Punt Return Yards: 68, Raghib Ismail (4 returns) in '91 Orange
- Kickoff Returns: 8, Tim Brown (217 yards) in '84 Aloha, '88 Cotton; Clint Johnson (203 yards) in '92 Sugar, '94 Cotton
- Kickoff Return Yards: 217, Tim Brown (8 returns) in '84 Aloha, '88 Cotton

Punting

- Punts: 16, Ben Turk (658 yards) in '10 Sun, '11 Champs, '13 BCS National Championship
- Punting Average: 48.5, Elmer Layden in '25 Rose

OPPONENT INDIVIDUAL GAME RECORDS

Rushing

- Rushing Attempts: 36, Herschel Walker (150 yards), Georgia, '81 Sugar
- Rushing Yards: 222, Rondell Mealey (34 attempts), LSU, '97 Independence
- Rushing Yards Per Attempt (min. 10 attempts): 13.0, Leonard Fournette (11 for 143), LSU, '14 Music City
- Rushing Touchdowns: 4, Ezekiel Elliott, Ohio State, '16 Fiesta
- Longest Rush: 89, Leonard Fournette, LSU, '14 Music City

Passing

- Pass Attempts: 58, Shane Matthews (completed 28), Florida, '92 Sugar
- Pass Completions: 28, Shane Matthews (attempted 58), Florida, '92 Sugar; Derek Anderson (attempted 45), Oregon State, '04 Insight
- Completion Percentage (min. 10 attempts): .833, Mac Jones (25 of 30), Alabama, '21 CFP Semifinal - Rose Bowl
- Passing Yards: 370, Shane Matthews (28 of 58), Florida, '92 Sugar
- Passes Had Intercepted: 3, Randy McEachern, Texas, '78 Cotton; Jacory Harris, Miami, Fla., '10 Sun; Chas Dodd, Rutgers, '13 Pinstripe
- Touchdown Passes: 4, Mac Jones, Alabama, '21 CFP Semifinal - Rose Bowl, Danny Kanell, Florida State, '96 Orange; Derek Anderson, Oregon State, '04 Insight; AJ McCarron, Alabama, '13 BCS National Championship

Receiving

- Pass Reception: 10, Jericho Cotchery (127 yards), North Carolina State, '03 Gator
- Pass Reception Yards: 167, Ted Ginn Jr. (8 receptions), Ohio State, '06 Fiesta
- Touchdown Receptions: 3, DeVonta Smith, Alabama, '21 CFP Semifinal - Rose Bowl, Andre Cooper, Florida State, '96 Orange
- Longest Pass: 85, Troy Smith to Santonio Holmes, Ohio State, '06 Fiesta

Total Offense

- Total Offense Attempts: 65, Shane Matthews (397 yards), Florida, '92 Sugar
- Total Offense Yards: 397, Shane Matthews (65 attempts), Florida, '92 Sugar

Scoring

- Points: 24, Johnny Rodgers (4 TDs), Nebraska, '73 Orange; Ezekiel Elliott (4 TDs), Ohio State, '16 Fiesta
- Touchdowns: 4, Johnny Rodgers, Nebraska, '73 Orange
- Kicking Points: 16, Arden Czyzewski (5 FGs, 1 PAT), Florida, '92 Sugar
- Extra Points: 6, Jeremy Shelley, Alabama, '13 BCS National Championship
- Field Goals: 5, Arden Czyzewski, Florida, '92 Sugar
- Longest Field Goal: 47, Brandy Brownlee, SMU, '84 Aloha; Kyle Federico, Rutgers, '13 Pinstripe

Interceptions

- Interceptions: 3, Rod Johnson (36 yards), North Carolina State, '03 Gator
- Interception Yards: 37, Aric Williams (one interception), Oregon State, '04 Insight

- Longest Interception: 37, Aric Williams (one interception), Oregon State, '04 Insight

Punt Returns

- Punt Returns: 5, Willie Shelby (34 yards), Alabama, '75 Orange
- Punt Return Yards: 73, Jalin Marshall, Ohio State, '16 Fiesta
- Longest Punt Return: 52, Sammie Stroughter, Oregon State, '04 Insight

Kickoff Returns

- Kickoff Returns: 6, Eugene Napoleon, West Virginia, '89 Fiesta
- Kickoff Return Yards: 127, Janarion Grant, Rutgers, '13 Pinstripe
- Longest Kickoff Return: 100, Leonard Fournette, LSU, '14 Music City

Punting

- Punts: 11, Mark Malkiewicz (424 yards), Georgia, '81 Sugar
- Punting Average: 47.2, Shawn Powell (8 for 378), Florida State, '11 Champs Sports; 47.2, Joe Rivera (5 for 236), Iowa State, '19 Camping World
- Longest Punt: 69, Greg Gantt, Alabama, '73 Sugar

TEAM RECORDS

- First Downs: 31 vs. Rutgers, '13 Pinstripe
- Rushing Attempts: 66 vs. Alabama (185 yards), '75 Orange
- Rushing Yards: 290 vs. Texas A&M (64 attempts), '93 Sugar
- Pass Attempts: 47 vs. Rutgers (27 completions), '13 Pinstripe
- Pass Completions: 29 vs. Ohio State (45 attempts), '06 Fiesta
- Completion Percentage (min. 10 attempts): .857 vs. Hawai'i (24 of 28), '08 Hawai'i
- Passing Yards: 413 vs. Hawai'i (24 of 28), '08 Hawai'i
- Passes Had Intercepted: 4 vs. Houston, '79 Cotton
- Touchdown Passes: 5 vs. Hawai'i, '08 Hawai'i
- Total Offense Attempts: 90 vs. Rutgers (494 yards), '13 Pinstripe
- Total Offense Yards: 494 vs. Rutgers (90 plays), '13 Pinstripe
- Fumbles Lost: 3 vs. Alabama, '73 Sugar; vs. Houston, '79 Cotton
- Total Turnovers: 7 vs. Houston (4 interceptions, 3 fumbles), '79 Cotton

OPPONENT TEAM RECORDS

- First Downs: 31 by LSU, '07 Sugar
- Rushing Attempts: 67 by Texas (331 yards), '70 Cotton
- Rushing Yards: 331 by Texas (67 yards), '70 Cotton
- Pass Attempts: 58 by Florida (completed 28), '92 Sugar
- Pass Completions: 28 by Florida (attempted 58), '92 Sugar; by Oregon State (attempted 45), '04 Insight
- Completion Percentage (min. 10 attempts): .833 by Alabama (25 of 30), '21 CFP Semifinal - Rose Bowl
- Passing Yards: 370 by Florida (28 of 58), '92 Sugar
- Passes Had Intercepted: 5 by Stanford, '25 Rose
- Touchdown Passes: 4 by Alabama, '21 CFP Semifinal - Rose Bowl; by Florida State, '96 Orange; by Oregon State, '04 Insight; by Alabama, '13 BCS National Championship
- Total Offense Attempts: 91 by Florida (511 yards), '92 Sugar
- Total Offense Yards: 617 by Ohio State (64 plays), '06 Fiesta
- Fumbles Lost: 5 by Texas, '71 Cotton
- Total Turnovers: 8 by Stanford (5 interceptions, 3 fumbles), '25 Rose

ORANGE BOWL HALL OF FAME

- Ara Parseghian, 1980
- Dan Devine, 1993

- Lou Holtz, 1998
- Gene Corrigan, 2000
- Raghib Ismail, 2003
- Chris Zorich, 2009
- Barry Alvarez, 2016

ROSE BOWL HALL OF FAME

- Elmer Layden, 1992
- Knute Rockne, 2014

COTTON BOWL HALL OF FAME

- Joe Theismann, 2003
- Ara Parseghian, 2007
- Kris Haines, 2010
- Joe Montana, 2010
- Lou Holtz, 2012
- Bob Golic, 2016

GATOR BOWL HALL OF FAME

- Dan Devine, 1989
- John Lanahan, 1997 (Notre Dame graduate and former Gator Bowl president)
- Ross Browner, 1998
- Bob Golic, 2009



When Rev. Edward F. Sorin, C.S.C., arrived in the northern Indiana wilderness, he had only \$310, three log buildings badly in need of repair and a far-sighted vision of establishing a liberal arts school to meet the growing educational needs of the frontier. He dreamed of building a great university, and in 1842 he founded the University of Notre Dame du Lac.

Over the years, Notre Dame would evolve into a preeminent place for Catholic thought. While becoming one of the top undergraduate institutions in the country, Notre Dame also has been at the cutting edge of research, including such innovations as the transmission of wireless messages and the development of synthetic rubber. Today researchers are achieving breakthroughs in astrophysics, radiation chemistry, environmental sciences, psychology, tropical disease transmission, cancer treatment, robotics, peace/religious studies and nanoelectronics.

The University also has stressed residential life, with four-of-five students living on campus in 31 residence halls that serve as the focal point of social, spiritual and athletic

activities. Notre Dame is one of a handful of universities with a truly national and international student body composed of young men and women who come from more than 90 nations and all 50 states. They attend Notre Dame not only to learn how to think, but to learn how to live, keeping faith with the vision of Father Sorin.

Notre Dame is one of the few universities to regularly rank in the top 20 in the U.S. News & World Report survey of America's best colleges and the Learfield Sports Directors' Cup standings of the best overall athletics programs, and it is the pre-eminent Catholic and faith-based university in the nation. Among many marks of distinction, faculty in the College of Arts and Letters have won 62 fellowships from the National Endowment for the Humanities since 1999, more than for any other university in the country.



REV. JOHN I. JENKINS, C.S.C.

President

Rev. John I. Jenkins, C.S.C., begins his fourth five-year term as the 17th president of the University of Notre Dame in 2020. His vision is for Notre Dame to be the Catholic research university for our time — an institution that unifies, enlightens and heals by engaging in research and scholarship of the first rank while maintaining its distinctive Catholic character and long-time excellence in undergraduate education.

During his tenure, Notre Dame has made significant progress toward its research goal, including selection as the lead partner in the Midwest Institute for Nanoelectronics Discovery and the Center for Low Energy Systems Technology, the creation of the Idea Center at Innovation Park and the construction of a world-class turbomachinery testing facility.

His commitment to undergraduate education has been marked by the Notre Dame Forums, yearlong initiatives that have examined important issues such as religion and world conflict, global health, immigration, education and energy.

The University's Catholic identity has been strengthened during Father Jenkins' tenure in multiple ways, including the appointment of a coordinator for University life initiatives and the construction of multimillion-dollar facilities for the Sacred Music Program, Institute for Church Life, the Center for Social Concerns, and the Institute for Educational Initiatives, which includes the Alliance for Catholic Education.

Father Jenkins earned bachelor's and master's degrees in philosophy from Notre Dame in 1976 and 1978, respectively, and was ordained a priest of the Congregation of Holy Cross in 1983. He holds advanced degrees from Oxford and the Jesuit School of Theology. He is a professor of philosophy and the author of "Knowledge and Faith in Thomas Aquinas."

Within the University and beyond, Fr. Jenkins has called for civil discourse — grounded in the Christian view of others as equally made in the image of God — as a way to find common ground rather than demonize those with a different opinion. In a speech at Emory University in 2011, he said, "If we choose to attack our opponents before we have taken the time to understand them, if we prefer denunciations to genuine dialogue, if we seek political victory rather than constructive compromise . . . we will not be able to find solutions to the problems before us."

The Commission on Presidential Debates, a nonpartisan, nonprofit organization that sponsors and produces all U.S. presidential and vice presidential debates, cited his leadership on this issue in electing Fr. Jenkins to its board of directors in 2011.

A native of Omaha, Nebraska, Father Jenkins was born Dec. 17, 1953.


PRESIDENT'S LEADERSHIP COUNCIL



Marie Lynn Miranda
Charles and Jill Fischer
Provost



Shannon B. Cullinan
Executive Vice President



John J. Brennan
Chairman, Notre Dame Board
of Trustees



Patricia Bellia
NCAA Faculty Represen-
tative

R. Scott Appleby	Dean of the Keough School of Global Affairs
David C. Bailey	Vice President for Strategic Planning and Institutional Research
Robert J. Bernhard	Vice President for Research
Laura Carlson	Vice President, Associate Provost and Dean of the Graduate School
G. Marcus Cole	Joseph A. Matson Dean, Law School
Rev. Austin I. Collins, C.S.C.	Vice President for Mission Engagement and Church Affairs
Marianne Corr	Vice President and General Counsel
Martijn Cremers	Dean of the Mendoza College of Business
Patricia J. Culligan	Dean of the College of Engineering
Mike Donovan	Vice President and Chief Investment Officer
Rev. Robert A. Dowd, C.S.C.	Religious Superior of Holy Cross Priests and Brothers at Notre Dame
Ann M. Firth	Vice President and Chief of Staff
Trent Grocock	Vice President of Finance
Rev. Daniel Groody C.S.C.	Vice President and Associate Provost
Micki Kidder	Vice President for University Enterprises and Events
Jane Livingston	Vice President for Information Technology and Chief Information Officer
Douglas K. Marsh	Vice President for Facilities Design and Operations and University Architect
Christine M. Maziar	Vice President and Senior Associate Provost for Budget and Planning
Robert K. McQuade	Vice President for Human Resources
Sarah Mustillo	Dean of the College of Arts and Letters
Louis M. Nanni	Vice President for University Relations
Rev. Gerard J. Olinger, C.S.C.	Vice President for Student Affairs
Rev. Hugh R. Page Jr.	Vice President and Associate Provost for Undergraduate Affairs
Michael E. Pippenger	Vice President and Associate Provost for Internationalization
Stefanos Polyzoides	Francis and Kathleen Rooney Dean of the School of Architecture
Bryan K. Ritchie	Vice President and Associate Provost for Innovation
Maura A. Ryan	Vice President and Associate Provost for Faculty Affairs
Santiago Schnell	Dean of the College of Science
Michael D. Seamon	Vice President for Campus Safety and University Operations
Timothy Sexton	Interim Vice President for Public Affairs and Communications
Jack Swarbrick	Vice President and James E. Rohr Director of Athletics



JACK SWARBRICK

University Vice President and James E. Rohr Director of Athletics

John B. "Jack" Swarbrick Jr., a University of Notre Dame graduate now in his 14th year in 2021-22 as Vice President and James E. Rohr Director of Athletics at his alma mater, has attached his signature to a variety of new initiatives during his tenure:

- Creating the STAND TOGETHER movement in conjunction with Notre Dame student-athletes, an equality initiative developed to create change locally and to be a catalyst for change nationally as it relates to social justice.
- Launching of Fighting Irish Media — a major enterprise that delivers better information about and access to Notre Dame and its athletic programs via expanded production and distribution of programming.
- Developing a plan for expanding Notre Dame Stadium in order to make it a year-round asset for the University, while also improving the gameday experience for student-athletes and fans.
- That initiative became reality with the 2014 announcement of the Campus Crossroads Project that added new structures to three sides of Notre Dame's home football facility—creating new homes for student activities and recreation, career services, digital media, as well as academic disciplines anthropology, psychology, music and sacred music.
- Hosting of major events to generate revenue for the campus and community. Since 2018 Notre Dame has hosted a Garth Brooks' concert in Notre Dame Stadium (October 2018), the NHL Winter Classic in Notre Dame Stadium (January 2019), the 2019 U.S. Senior Open at the Warren Golf Course (June 2019) and an international soccer match between Liverpool and Dortmund in Notre Dame Stadium (July 2019).
- Building of student-athlete programs to develop leadership skills, increase community service and provide mentoring and career services resources.
- Meeting the performance needs of Notre Dame student-athletes through establishment of a sports performance division to support and improve athletic performance through the application of science, medicine and technology.
- Creating systems and structures to maximize the impact of technical expertise, environments, technology and service delivery on an athlete's ability to optimize performance.

Over the past several years, Swarbrick played a major role in significant announcements that positively impacted Notre Dame on the national collegiate scene:

- The 2019 launch of the ACC Network on ESPN — a comprehensive linear and digital network that will give fans access to more than 600 exclusive live events from across the conference via a linear channel within the ESPN family of networks and a digital live-events channel - ACC Network Extra.
- Membership for Notre Dame's men's ice hockey program in the Big Ten Conference that began with the 2017-18 season. The Irish joined Michigan, Michigan State, Minnesota, Ohio State, Penn State and Wisconsin to form a seven-team hockey conference. Notre Dame won Big Ten titles in each of its first two seasons in the league.

- Membership for Notre Dame's athletic teams (other than football and hockey) in the Atlantic Coast Conference that began with the 2013-14 athletic seasons. In football, Notre Dame plays five games per year against ACC opponents and has full access to the league's list of postseason bowl options. For the 2020, football will be a full member of the ACC and will be eligible for the ACC Championship game.
- An extension of the University's relationship with NBC Sports through the 2025 football season.
- The 2014 announcement of an unmatched 10-year relationship with Under Armour that provides performance footwear, apparel and equipment for Irish athletic programs. In addition to being a shareholder in Under Armour, Notre Dame collaborates with Under Armour in the areas of sport technology, product development and athlete performance.
- Creation by the Bowl Championship Series of the four-team College Football Playoff, which started with the 2014 season, with Notre Dame maintaining viable access into that system.

Swarbrick's tenure has featured a variety of on-and-off-the-field Notre Dame athletics successes:

- Innovative athletics partnership with Legends and JMI Sports -- two of the leading athletics marketing and hospitality companies in the country -- to oversee Notre Dame's sales, marketing, hospitality, media rights and branding services on a local and national level. The University, through this 12-year agreement, seeks to create and implement unique programs and partnerships with an elite group of companies and brands -- delivering unprecedented levels of engagement, first-class hospitality experiences and recognition.
- NCAA championships in 2018 in women's basketball and fencing (a men's and women's combined championship), 2017 in fencing (a men's and women's combined championship), 2013 in men's soccer, 2011 in fencing (a men's and women's combined championship) and 2010 in women's soccer.
- BCS National Championship selection in 2012 following an undefeated 12-0 regular season and a College Football Playoff semifinalist in 2018 after an undefeated 12-0 regular season.
- NCAA runner-up team finishes in 2018 in men's hockey, 2019, 2015, 2014, 2012 and 2011 in women's basketball, 2014 and 2010 in men's lacrosse, 2013 and 2009 in fencing and 2008 in women's soccer.
- NCAA semifinal appearances in women's basketball in 2013, men's lacrosse in 2012 and 2015, hockey in 2011 and 2017, women's tennis in 2009 and 2010, and women's soccer in 2009, plus 2010, 2012, 2015 and 2019 third-place fencing finishes.
- Only men's basketball program in the nation to register NCAA Elite Eight appearances in both 2015 and 2016
- Individual NCAA championships in 2019 by Nick Itkin (fencing-men's foil), the track and field-distance medley relay team, Yared Nuguse (track and field-1,500 meter run), 2018 by Nick Itkin (fencing-men's foil); 2017 by Lee Kiefer (fencing-women's foil), Francesca Russo (fencing-women's sabre); 2016 by Molly Seidel (indoor track and field-3,000 meters, 5,000 meters); 2015 by Lee Kiefer (fencing-foil), Francesca Russo (fencing-women's sabre) and Molly Seidel (cross country; track and field-10,000 meters); 2014 by Gerek Meinhardt (fencing-foil), Lee Kiefer (fencing-foil) and Emma Reaney (women's swimming-200 yard breaststroke); 2013 by Courtney Hurley (fencing-epee) and Lee Kiefer (fencing-foil); 2012 by the track and field distance medley relay team; 2011 by Ariel DeSmet (fencing-foil) and Courtney Hurley (fencing-epee); and 2010 by Gerek Meinhardt (fencing-foil).
- 403 All-America selections and 66 Academic All-America honorees.

Born in Yonkers, New York, and raised in Yonkers and Bloomington, Indiana, Swarbrick is a 1976 magna cum laude graduate of Notre Dame, with a bachelor's degree in economics. Upon graduating from Stanford University Law School in 1980, he accepted a position as an associate in the Indianapolis law firm Baker & Daniels. He was made partner in 1987 and spent 28 years with the firm. Swarbrick became Notre Dame's 12th athletics director on July 16, 2008. He and his wife, Kimberly, are the parents of four children: Kate, a 2010 graduate of Saint Louis University; Connor, a 2011 graduate of Wake Forest University; Cal, a 2014 graduate of TCU; and Christopher, a 2015 graduate of Notre Dame.

For all the legendary players and memorable moments over the past 475 games, Notre Dame Stadium has unquestionably developed a lore of its own. The stadium, which celebrated its 90th anniversary in 2020 and opened a \$400 million project that united academics and athletics on campus in 2017, continues to be one of the most recognizable and revered structures in the world of sports.

It was the success of Knute Rockne's football teams that prompted the addition of the original Notre Dame Stadium to the University's athletics plant back in 1930. The spirit was imbued by that Rockne era — and has been sustained by seven Heisman Trophy winners and dozens more All-Americans who have competed there — lives on after nine decades of football at Notre Dame Stadium.

Originally designed by Osborn Engineering Company — the same firm that designed Comiskey Park in Chicago and New York's Yankee Stadium and Polo Grounds — the total cost of construction exceeded \$750,000 and it was patterned on a smaller scale after Michigan Stadium. The 1996 season was the final one played with the original capacity of 59,075 fans. A \$50 million renovation adding over 21,000 seats was completed before the 1997 kickoff, bringing capacity to 80,795. Starting in 2017, capacity was 77,622.

Notre Dame Stadium boasted a streak of 273 sellouts, spanning from 1973 and ending in November 2019. The streak is the second-longest in NCAA history (Nebraska's run currently stands at 373). Dating back to 1964, 321 of 324 contests have sold out at Notre Dame Stadium. "We will continue the tradition of making Notre Dame Stadium a destination for generations of Fighting Irish students, alumni and fans while providing the best possible atmosphere for our student-athletes," said vice president and James E. Rohr director of athletics Jack Swarbrick.





Single Game

Most Points: 73 vs. Haskell, Oct. 8, 1932

Most Opponent Points: 51 by Purdue, Oct. 1, 1960

Most Combined Points: 93 vs. North Carolina, Oct. 11, 2014 (Notre Dame 50, Notre Dame 43)

Widest Margin of Victory: 73 vs. Haskell, Oct. 8, 1932 (Notre Dame 73, Haskell 0)

Widest Margin of Defeat: 40 vs. Oklahoma, Oct. 27, 1956 (Oklahoma 40, Notre Dame 0)

Season

Most Wins: 7, 1988 & 2019

Most Points: 296, 2019 (seven games)

Fewest Opponent Points: 0, 1932 (four games)

Miscellaneous

Won-Lost Record: 360-114-5 (.757)

Last Tie Game: vs. Michigan, Sept. 12, 1992 (Notre Dame 17, Michigan 17)

Last Overtime Game: Northwestern, Nov. 15, 2014 (Northwestern 43, Notre Dame 40, OT)

Consecutive Wins: 28 (from Nov. 21, 1942 vs. Northwestern through Sept., 30, 1950 vs. North Carolina; Purdue ended streak with 28-14 win on Oct. 7, 1950)

Consecutive Losses: 6 (from Sept. 1, 2007 vs. Georgia Tech through Nov. 10, 2007 vs. Air Force)

Coaching Records

Years	Coach	Won	Lost	Tied	Pct.
1930	Knute Rockne	5	0	0	1.000
1931-33	Heartley (Hunk) Anderson	7	4	1	.625
1934-40	Elmer Layden	25	5	0	.833
1941-43;46-53	Frank Leahy	37	6	2	.844
1944	Ed McKeever	4	0	0	1.000
1945;1963	Hugh Devore	5	3	0	.625
1954-58	Terry Brennan	16	8	0	.667
1959-62	Joe Kuharich	10	10	0	.500
1964-74	Ara Parseghian	51	6	1	.888
1975-80	Dan Devine	25	7	0	.781
1981-85	Gerry Faust	16	11	0	.593
1986-96	Lou Holtz	51	13	1	.792
1997-01	Bob Davie	24	7	0	.774
2002-04	Tyrone Willingham	11	7	0	.611
2005-09	Charlie Weis	19	14	0	.576
2010-present	Brian Kelly	54	13	0	.806
Totals	(89 seasons)	360	114	5	.757

Largest Road Crowds

Attendance	Date	Opponent (Site)	Score
120,000	Nov. 1, 1927	USC (Soldier Field)	7-6
120,000	Oct. 13, 1928	Navy (Soldier Field)	7-0
115,109	Sept. 7, 2013	Michigan (Michigan Stadium)	30-41
114,804	Sept. 10, 2011	Michigan (Michigan Stadium)	31-35
112,912	Nov. 16, 1929	USC (Soldier Field)	13-12
111,909	Oct. 26, 2019	Michigan (Michigan Stadium)	14-45
111,726	Sept. 13, 2003	Michigan (Michigan Stadium)	0-38
111,523	Sept. 4, 1999	Michigan (Michigan Stadium)	22-26
111,386	Sept. 10, 2005	Michigan (Michigan Stadium)	17-10
111,178	Sept. 15, 2007	Michigan (Michigan Stadium)	0-38
110,278	Sept. 12, 2009	Michigan (Michigan Stadium)	34-38
110,078	Sept. 8, 2007	Penn State (Beaver Stadium)	10-31
110,000	Nov. 29, 1930	Army (Soldier Field)	7-6
107,619	Nov. 6, 1999	Tennessee (Neyland Stadium)	14-38
107,266	Nov. 6, 2004	Tennessee (Neyland Stadium)	17-13
106,851	Sept. 10, 1993	Michigan (Michigan Stadium)	27-23
106,508	Sept. 27, 1997	Michigan (Michigan Stadium)	14-21
106,138	Sept. 14, 1991	Michigan (Michigan Stadium)	14-24
106,098	Sept. 12, 1987	Michigan (Michigan Stadium)	26-7
105,912	Sept. 16, 1989	Michigan (Michigan Stadium)	24-19
105,888	Sept. 19, 1981	Michigan (Michigan Stadium)	7-25
105,523	Sept. 14, 1985	Michigan (Michigan Stadium)	12-20
105,111	Sept. 15, 1979	Michigan (Michigan Stadium)	12-10
104,953	Dec. 6, 1947	USC (Los Angeles Coliseum)	38-7

Largest Notre Dame Stadium Crowds (prior to 1997)

Attendance	Date	Opponent	Score
61,296	Oct. 6, 1962	Purdue	6-24
60,564	Oct. 11, 1958	Army	2-14
60,128	Oct. 27, 1956	Oklahoma	0-40
60,116	Oct. 20, 1962	Michigan State	7-31
59,955	Nov. 19, 1955	Iowa	17-14

Note: From 1966-96, home attendance was based on paid admissions, maximum capacity of 59,075.



	First	Last	Scoring				
Opponent	Game	Game	W	L	T	ND	Opp.
Air Force	1969	2011	11	4	0	506	273
Alabama	1976	1987	2	0	0	58	24
Arizona	1941	1982	1	1	0	51	23
Arizona State	1999	1999	1	0	0	48	17
Army	1947	2006	8	1	0	278	70
Ball State	2018	2018	1	0	0	24	16
Baylor	1998	1998	1	0	0	27	3
Boston College	1987	2019	8	5	0	387	249
Bowling Green	2019	2019	1	0	0	52	0
BYU	1992	2013	5	1	0	178	101
California	1960	1967	2	0	0	62	15
Carnegie Tech	1930	1940	6	0	0	165	13
Clemson	1979	2020	1	1	0	57	56
Colorado	1984	1984	1	0	0	55	14
Connecticut	2009	2009	0	1	0	30	33
Dartmouth	1945	1945	1	0	0	34	0
Drake	1930	1937	4	0	0	174	7
Duke	1958	2020	4	1	0	163	65
Florida State	1981	2020	3	2	0	128	119
Georgia	2017	2017	0	1	0	19	20
Georgia Tech	1939	2015	12	3	0	384	202
Great Lakes	1944	1944	1	0	0	28	7
Haskell	1932	1932	1	0	0	73	0
Illinois	1938	1968	5	0	0	175	28
Indiana	1930	1991	9	0	0	275	51
Iowa	1940	1967	7	3	2	288	129
Iowa Pre-Flight	1942	1943	2	0	0	42	13
Kansas	1933	1999	3	0	1	128	20
Louisville	2014	2020	1	1	0	40	38
LSU	1970	1998	3	1	0	76	55
Massachusetts	2015	2015	1	0	0	62	27
Miami (Fla.)	1972	2016	9	1	0	269	187
Miami (Ohio)	2017	2017	1	0	0	52	17
Michigan	1942	2018	11	6	1	434	390
Michigan State	1948	2016	18	14	0	690	593
Minnesota	1938	1938	1	0	0	19	0
Mississippi	1985	1985	1	0	0	37	14
Missouri	1972	1978	0	2	0	26	33
Navy	1930	2019	31	5	0	1181	515
Nebraska	1947	2000	1	1	0	55	27
Nevada	2009	2016	2	0	0	74	10
New Mexico	2019	2019	1	0	0	66	14
North Carolina	1950	2014	12	0	0	354	156
North Carolina State	2017	2017	1	0	0	35	14
Northwestern	1932	2014	14	5	0	489	199
Ohio State	1936	1996	1	1	0	23	31
Oklahoma	1952	2013	4	2	0	146	153
Oregon	1976	1976	1	0	0	41	0
Pacific	1940	1940	1	0	0	25	7
Penn State	1982	2006	4	3	0	205	115
Pennsylvania	1931	1931	1	0	0	49	0
Pittsburgh	1931	2018	22	10	0	839	465
Purdue	1933	2012	26	10	0	956	524
Rice	1974	2014	3	0	0	112	31
Rutgers	1996	2002	2	0	0	106	0
San Diego State	2008	2008	1	0	0	21	13

	First	Last	Scoring				
Opponent	Game	Game	W	L	T	ND	Opp.
South Carolina	1979	1984	1	1	0	44	49
SMU	1930	1989	6	1	0	237	109
Stanford	1942	2018	13	4	0	445	286
Syracuse	1961	2020	3	1	0	119	70
Temple	2017	2017	2	0	0	77	22
Tennessee	1978	2005	2	2	0	124	98
Texas	1934	2015	3	1	0	120	37
Texas A&M	2000	2000	1	0	0	24	10
TCU	1972	1972	1	0	0	21	0
Tulane	1944	1971	4	0	0	152	20
Tulsa	2010	2010	0	1	0	27	28
UCLA	1963	2006	3	0	0	71	29
USC	1931	2019	27	14	1	964	755
USF	2011	2020	1	1	0	72	23
Utah	2010	2010	1	0	0	28	3
Vanderbilt	1995	2018	2	0	0	63	17
Virginia	2019	2019	1	0	0	35	20
Virginia Tech	2016	2019	1	1	0	52	54
Wake Forest	2012	2017	3	0	0	114	44
Washington	1948	2009	4	0	0	175	53
Washington (St. Louis)	1936	1936	1	0	0	14	6
Washington State	2003	2003	1	0	0	29	26
West Virginia	1997	2001	2	0	0	55	38
Western Michigan	2010	2010	1	0	0	44	20
Wisconsin	1934	1963	3	1	0	83	27
Totals			356	114	5	13,335	6,933

2021 visitors to Notre Dame Stadium in **bold** type.



HOME				AWAY/NEUTRAL				TOTAL				HOME/AWAY/NEUTRAL RECORD			
Yr.	G.	Attendance	Avg. Natl. Rank	G	Attendance	Avg.		G	Attendance	Avg.		Year	Home	Away	Neutral
1930	5	106,572	21,314	5	370,858	74,172		10	477,430	47,743		1930	5-0	4-0	1-0
1931	4	151,133	37,783	5	254,789	50,958		9	405,922	45,102		1931	3-1	2-0	1-1-1
1932	4	62,900	15,725	5	306,839	61,368		9	369,739	41,082		1932	4-0	1-2	2-0
1933	4	78,361	19,590	5	200,397	40,079		9	278,758	30,973		1933	0-3-1	2-1	1-1
1934	4	91,212	22,803	5	273,865	54,773		9	365,077	40,564		1934	3-1	2-1	1-1
1935	4	123,826	30,957	5	264,347	52,869		9	388,173	43,130		1935	3-1	3-0	1-0-1
1936	5	144,123	28,825	4	263,372	65,843		9	407,495	45,277		1936	5-0	0-1-1	1-1
1937	4	143,184	35,796	5	254,840	50,968		9	398,024	44,225		1937	3-1	2-1-1	1-0
1938	4	135,936	33,984	5	304,636	60,927		9	440,572	48,952		1938	4-0	2-1	2-0
1939	5	182,396	36,479	4	257,689	64,422		9	440,085	48,898		1939	4-1	1-1	2-1
1940	4	130,637	32,659	5	337,712	67,542		9	468,349	52,039		1940	3-1	2-1	2-0
1941	4	144,143	36,036	5	229,705	45,941		9	373,848	41,539		1941	4-0	3-0	1-0-1
1942	5	150,196	30,039	6	322,108	53,685		11	472,304	42,937		1942	3-2	2-0-1	2-0-1
1943	3	90,619	30,206	7	371,225	53,032		10	461,844	46,184		1943	3-0	4-1	2-0
1944	4	145,596	36,399	6	306,100	51,017		10	451,696	45,170		1944	4-0	3-0	1-2
1945	3	119,055	39,685	7	365,002	52,143		10	484,057	48,406		1945	3-0	4-1	0-1-1
1946	4	217,100	54,275	5	331,301	66,260		9	548,401	60,933		1946	4-0	3-0	1-0-1
1947	4	228,171	57,043	5	343,356	68,671		9	571,527	57,153		1947	4-0	4-0	1-0
1948	4	227,383	56,846	6	352,885	58,814		10	580,268	58,027		1948	4-0	4-0-1	1-0
1949	4	226,044	56,511	6	349,234	58,206		10	575,278	57,528		1949	4-0	4-0	2-0
1950	4	228,008	57,002	5	301,273	60,255		9	529,281	58,809		1950	2-2	1-2-1	1-0
1951	4	212,605	53,151	6	308,274	51,379		10	520,879	52,088		1951	2-1-1	3-1	2-0
1952	4	215,685	53,921	6	352,183	58,697		10	567,868	56,787		1952	3-1	3-1-1	1-0
1953	5	286,406	57,281	5	324,298	64,860		10	610,704	61,070		1953	4-0-1	5-0	0-0
1954	5	284,930	56,986	5	313,380	62,676		10	598,310	59,831		1954	4-1	4-0	1-0
1955	4	232,378	58,095	6	360,810	60,135		10	593,188	59,319		1955	4-0	4-2	0-0
1956	5	293,449	58,690	5	298,640	59,728		10	592,089	59,209		1956	2-3	0-4	0-1
1957	5	285,250	57,050	5	336,669	67,334		10	621,919	62,192		1957	3-2	3-1	1-0
1958	5	285,381	57,076	5	299,736	59,947		10	585,117	58,512		1958	3-2	2-2	1-0
1959	5	281,735	56,347	5	303,179	60,636		10	584,914	58,491		1959	3-2	2-3	0-0
1960	5	277,496	55,499	5	262,744	52,549		10	540,240	54,024		1960	1-4	1-3	0-1
1961	5	273,021	54,604	5	270,954	54,191		10	543,975	54,398		1961	3-2	2-3	0-0
1962	5	251,833	50,367	5	294,026	58,805		10	545,859	54,586		1962	3-2	1-3	1-0
1963	5	259,557	51,911	4	233,823	58,456		9	493,380	54,820		1963	2-3	0-3	0-1
1964	5	293,067	58,613	5	316,002	63,200		10	609,069	60,907		1964	5-0	3-1	1-0
1965	5	296,221	59,244	5	300,537	60,107		10	596,758	59,676		1965	4-1	2-1-1	1-0
1966	5	*295,375	59,075	5	357,427	71,485		10	652,802	65,280		1966	5-0	3-0-1	1-0
1967	5	295,375	59,075	5	324,907	64,981		10	620,282	62,028		1967	4-1	4-1	0-0
1968	6	354,450	59,075	4	281,779	70,445		10	636,229	63,623		1968	5-1	1-1-1	1-0
1969	5	295,375	59,075	6	330,403	55,067		11	625,778	56,889		1969	4-0-1	3-1	1-0
1970	5	295,375	59,075	6	373,272	62,212		11	668,647	60,786		1970	5-0	3-1	1-1
1971	6	354,450	59,075	4	258,268	64,567		10	612,718	61,272		1971	5-1	3-1	1-0
1972	5	295,375	59,075	6	379,996	63,333		11	675,371	61,397		1972	4-1	3-1	1-1
1973	5	293,536	58,707	6	346,937	57,823		11	640,473	58,225		1973	5-0	5-0	1-0
1974	6	354,450	59,075	6	381,616	63,603		12	736,066	61,339		1974	5-1	3-1	2-0
1975	5	295,375	59,075	6	305,424	50,904		11	600,799	54,618		1975	3-2	4-1	1-0
1976	5	295,375	59,075	7	434,377	62,054		12	729,752	60,813		1976	4-1	3-2	2-0
1977	5	295,375	59,075	7	412,939	58,991		12	708,314	59,026		1977	5-0	4-0	2-1
1978	6	354,450	59,075	6	347,574	57,929		12	702,024	58,502		1978	4-2	3-1	2-0
1979	6	354,450	59,075	5	359,622	71,924		11	714,072	64,916		1979	4-2	2-2	1-0
1980	5	295,375	59,075	7	490,620	70,089		12	785,995	65,500		1980	5-0	3-1-1	1-1
1981	6	354,450	59,075	5	347,451	69,490		11	701,901	63,809		1981	4-2	1-4	0-0
1982	5	295,375	59,075	6	373,034	62,172		11	668,409	60,764		1982	3-2	2-2-1	1-0
1983	5	295,375	59,075	7	457,555	65,365		12	752,930	62,744		1983	2-3	3-2	2-0
1984	5	295,375	59,075	7	456,453	68,205		12	751,828	62,652		1984	2-3	4-0	1-2
1985	6	354,450	59,075	5	360,220	72,044		11	714,670	64,970		1985	5-1	0-5	0-0
1986	6	354,450	59,075	5	365,849	73,170		11	720,299	65,482		1986	3-3	1-3	1-0
1987	5	295,375	59,075	7	515,784	73,683		12	811,159	67,597		1987	5-0	3-3	0-1
1988	7	413,525	59,075	5	357,641	71,528		12	771,166	64,264		1988	7-0	3-0	2-0
1989	5	295,375	59,075	8	639,498	79,937		13	934,873	71,913		1989	5-0	5-1	2-0
1990	6	354,450	59,075	6	473,107	78,851		12	827,557	68,963		1990	4-2	4-0	1-1
1991	6	354,450	59,075	7	519,940	74,277		13	874,390	67,261		1991	5-1	4-2	1-0



HOME					AWAY/NEUTRAL			TOTAL			HOME/AWAY/NEUTRAL RECORD			
Yr.	G.	Attendance	Avg.	Natl. Rank	G	Attendance	Avg.	G	Attendance	Avg.	Year	Home	Away	Neutral
1992	6	354,450	59,075	22	5	407,155	81,431	12	768,117	64,010	1992	4-1-1	3-0	3-0
1993	6	354,450	59,075	22	6	383,210	63,868	12	807,377	67,281	1993	5-1	4-0	2-0
1994	6	354,450	59,075	24	5	330,354	66,071	12	776,862	63,989	1994	4-2	2-1-1	0-2
1995	6	354,450	59,075	24	7	523,783	74,826	12	795,477	66,290	1995	5-1	3-1	1-1
1996	6	354,450	59,075	24	6	381,931	63,655	11	652,746	59,340	1996	4-2	3-1	1-0
1997	6	481,350	80,225	8	6	340,090	56,682	13	871,572	67,044	1997	4-2	3-3	0-1
1998	6	480,072	80,012	11	6	370,858	61,809	12	912,044	76,004	1998	6-0	2-2	1-1
1999	7	560,084	80,012	10	6	427,672	71,279	12	967,239	80,603	1999	5-2	0-5	0-0
2000	6	481,813	80,302	13	5	411,002	82,200	12	865,023	72,085	2000	5-1	3-1	1-1
2001	6	484,770	80,795	14	7	459,142	65,592	11	815,124	74,102	2001	4-2	1-4	0-0
2002	6	484,910	80,818	12	5	338,651	67,730	13	1,008,693	77,592	2002	5-1	3-1	2-1
2003	6	484,770	80,795	14	6	392,214	65,369	12	866,701	72,225	2003	3-3	2-4	0-0
2004	6	484,770	80,795	14	7	466,632	66,662	12	824,860	68,738	2004	3-3	3-1	0-2
2005	6	484,770	80,795	15	7	366,228	52,318	12	855,628	71,386	2005	4-2	5-0	0-1
2006	7	565,565	80,795	16	7	336,945	48,135	13	993,237	76,403	2006	6-1	3-1	1-1
2007	7	565,565	80,795	17	7	458,747	65,535	12	976,567	81,380	2007	1-6	2-3	0-0
2008	6	484,770	80,795	16	7	329,719	47,103	13	943,912	72,609	2008	4-2	2-4	1-0
2009	7	565,565	80,795	14	6	392,340	65,390	12	904,216	75,351	2009	4-3	1-3	1-0
2010	7	565,565	80,795	14	6	345,904	57,651	13	957,779	73,675	2010	4-3	2-1	2-1
2011	6	484,770	80,795	14	6	413,667	68,945	13	951,402	73,185	2011	4-2	3-2	1-1
2012	6	484,770	80,795	16	6	452,927	75,488	13	850,998	65,461	2012	6-0	4-0	2-1
2013	6	484,770	80,795	16	6	422,412	70,402	13	821,715	63,209	2013	5-1	2-3	2-0
2014	6	484,770	80,795	19	6	441,027	73,505	13	943,517	72,578	2014	4-2	0-3	4-0
2015	6	484,770	80,795	15	5	298,296	59,659	13	814,489	62,652	2015	6-0	3-2	1-1
2016	6	484,770	80,795	18	7	390,222	55,746	12	877,110	73,093	2016	2-4	0-3	2-1
2017	7	543,354	77,622	17	6	431,972	71,995	13	889,258	68,404	2017	6-1	3-2	1-0
2018	6	465,732	77,622	15	7	387,788	55,398	13	853,520	65,655	2018	6-0	4-0	2-1
2019	7	534,017	76,288	17	6	387,685	64,614	13	921,702	70,900	2019	7-0	4-1	1-0
2020	6	58,615	9,769		6	43,599	7,267	12	102,214	8,518	2020	6-0	4-0	0-2
Total	481	28,703,972	59,676		520	32,320,653	62,155	1,001	61,320,000	61,259		362-114-5	250-129-12	96-37-6

HERE COME THE IRISH

THE FIGHTING IRISH

COACHES AND STAFF

2020 SEASON IN REVIEW

HISTORY & RECORDS

UNIVERSITY & MEDIA INFO

BIGGER THAN BRICK

When Knute Rockne-designed Notre Dame Stadium opened for business in the autumn of 1930, it was described as “a monument to sportsmanship, a tribute to fighting youth, and an amphitheater devoted to modern athletics.”

Eighty-nine years later, the newest version of the University of Notre Dame’s home for football qualifies as all that and a whole lot more.

Long considered one of the most iconic athletic facilities in the world, Notre Dame Stadium took on a new role in 2017—not only as a centerpiece of the University’s campus and physical plant but also as one of the most effective combinations and commitments to athletics, academics and student life anywhere in major college sports. The stadium location now becomes a day-to-day destination for University students, faculty and staff—representing a perfect melding of old and new.

“The towering spire of the Church (the Basilica of the Sacred Heart) above the new wall, high as it is, carries with the cross at its top the higher purpose of Notre Dame to the surrounding campus. The golden Dome, surmounted by the figure of Our Lady, loses nothing through the . . . new structure, but rather seems to include it in the embracing gesture of the holy hands. . . . No one can come to the new Stadium without absorbing . . . this other, this deeper, Notre Dame.”

That quotation came from an editorial in the October 1930 Notre Dame Alumnus magazine—yet it couldn’t be more true today.

For nine decades Notre Dame Stadium has been home to national championship football teams, Heisman Trophy winners and All-Americans—and, in recent years, to the University’s Commencement ceremony. Exactly 22 years ago, in 1997, it added 20,000 new seats to its resume. Now, in 2019, the stadium location includes three structures on the east, west and south sides, as well as extensive renovations on the north end and major game day improvements for fans throughout the venue.

Those upgrades include new wider seats in the lower bowl, upgraded concession and restroom facilities, a 1930s art deco look to the main concourse, nearly 150 television monitors in the concourses, new displays at Gate C honoring Irish football award winners, improved Wi-Fi and connectivity, plus a new video board at the south end of the stadium. The khaki-colored bricks of Notre Dame Stadium remain a familiar sight. But what’s inside those new bricks walls has undergone extensive and substantial changes since the construction and remodeling project began in 2014.



O’NEILL HALL

The relocation of the Department of Music and Sacred Music at Notre Dame provides much needed new space for these growing programs. It also will put music into close proximity to other performing arts departments and programs. Specifically, the building features two rehearsal halls (one medium-sized and the other the large Michuda Family Rehearsal Hall), two formal performance spaces (the LaBar Recital Hall and LaBar Performance Hall), a music library, a music lab for studio production, a lecture hall, classrooms and seminar rooms, numerous practice rooms of varying sizes, four organ practice rooms and faculty offices.

Levels 1 and 2: A 174-seat recital hall, an innovatively designed interdisciplinary performance hall and the Frank Leahy Gate grand entrance to the stadium.

Level 3: A large music library relocated from the Hesburgh Library, a lecture hall, classrooms and rehearsal and seminar rooms.

Level 4: A club/lounge for hospitality during football games and for hosting receptions year-round.

Levels 5 and 6: Department of Music and Sacred Music at Notre Dame administrative offices, faculty offices, a music lab for studio production and practice rooms.

Level 7: Mechanical, with a scoreboard on the exterior. The video board is 96 feet by 54 feet. Just as at Purcell Pavilion and the Compton Family Ice Arena, there will be no advertising or commercials associated with use of the video board.





DUNCAN STUDENT CENTER

Opened in January 2018, the Duncan Student Center exists as a new space for students to create, perform, gather, connect, exercise and unwind. The facility is designed to enhance the overall student experience and expand upon study, meeting, career and student activity space on campus.

Levels 1 and 2: Flexible, state-of-the-art meeting rooms, graduate and undergraduate student lounges, a dining area, student organization space and administrative offices.

Levels 3 and 4: Recreational sports facilities, including: climbing wall, bouldering wall, 1/6 mile running track, multitude of personal exercise equipment, dance and exercise studios, lockers and showers, RecSports staff headquarters and a basketball court.

Level 5: A career services center, centralized and expanded with more than 40 interview rooms, multiple training rooms and conference areas, an employer lounge and advising offices.

Level 6: Mechanical support.

Level 7: A 500-seat student ballroom, club seating for football, and booths for NBC Sports telecasts of home football games. Student-oriented programming will have priority booking for non-game weekends.

Level 8: Premium stadium seats and terraces that will look onto the campus and the playing field.

Level 9: Club seating, boxes for home and visiting coaches, security booths and boxes for administrative and athletic department leaders.

Basement: Food service space for the three new buildings and the stadium.



CORBETT FAMILY HALL

Offices and labs for the Departments of Anthropology and Psychology, which are housed in a variety of buildings on campus, are now be in one place in Corbett Family Hall. These departments have previously been scattered in multiple locations throughout campus. The consolidation will provide new opportunities for scholarly exchange and interaction, as well as the obvious logistical benefits.

In addition, the Rex and Alice A. Martin Media Center in this building will bring together all campus multimedia services, plus provide space for the new Catholic Media Project and teaching space for the Department of Film, Television and Theatre.

Level 1: The Martin Media Center with a 2,000-square-foot studio and production, teaching, learning, research, and scholarship facilities. A control room will support faith-based productions and live programming, such as Masses at the Basilica of the Sacred Heart, as well as athletics events, performing arts presentations and academic lectures and speeches.

Level 2: Anthropology offices, administrative space, conference and tutoring areas and multi-function research and teaching labs.

Levels 3, 4 and 5: Psychology offices, classrooms, labs, computer rooms and a student lounge.

Level 6: Mechanical support.

Level 7: Outdoor club seating for football, outdoor terraces and a large space that will double as a club area and flexible classroom.

Level 8: Outdoor club seating for football.

Level 9: Working press box, radio booths and a club area with indoor and outdoor premium seating for football.

Planning for the new Duncan Student Center has ensured the facility will complement the student organization space and administrative offices located in the LaFortune Student Center. Duncan will operate in conjunction with LaFortune, which will continue to house departmental, organizational, and administrative offices and serve its historic role as a student center in the heart of campus.






The University of Notre Dame is enjoying its 16th full season with access to the Guglielmino Athletics Complex, affectionately referred to as “The Gug” (pronounced Goog). The Gug houses the football practice-week locker rooms, coaches’ offices and meeting rooms in addition to enhanced sports medicine, strength and conditioning and weight room equipment for all Notre Dame student-athletes.

Underwritten with a gift from the late Don F. Guglielmino and his wife Flora, the Gug provides the Irish football team with a central location for post-practice and pre-practice routines as well as daily positional meetings. Before the Gug opened, the Irish football facilities were spread between Notre Dame Stadium, the Joyce Center and the Loftus Sports Center.

The first floor of the 96,000-square-foot complex features the 25,000-square-foot Haggar Fitness Center (gift of Ed and Patty Haggar, Joe and Isabell Haggar) with the latest state-of-the-art equipment that all student-athletes can use on a daily basis. The 8,300-square-foot Loftus Sports Medicine and Rehabilitation Center (a gift of John and

Julie Lofus) services all Notre Dame student-athletes and also houses the athletic training staff. Also on the first floor are the Romano Family Locker Room (a gift of D.J. “Buddy” and Florence Romano), Isban Auditorium (a gift from Leonard and JoAnn Isban), the Allen Equipment Room (a gift of Marty and Sue Allen) and Hickey Coaches’ Locker Room (a gift of Jack and Rosemary Hickey).

The second floor houses the Smith Family Office Suites (a gift from the Smith family in honor of Francis W. and Rita C. Smith) with head coach Brian Kelly’s area overlooking the LaBar Practice Complex. Eleven banners hang in the Morse Recruiting Lounge (a gift of Jim and Leah Morse) commemorating Notre Dame’s 11 consensus national championships.




The University of Notre Dame opened a new indoor facility in July 2019 that expanded the indoor space available to the football program.

Constructed on the site of what is now the western-most field of the Notre Dame football team's LaBar Practice Complex, the 111,400-square-foot Irish Indoor Athletics Center has been underwritten by gifts from a number of benefactors.

Jack Swarbrick, vice president and James E. Rohr Director of Athletics at Notre Dame, noted that new NCAA policies require colleges and universities to provide practice times for student-athletes that are conducive to a productive academic plan and healthy overall lifestyle.

"Much as we have done with our approach to the Compton Family Ice Arena and the

recent additions surrounding the football stadium, our focus when developing athletic facilities is to create uses that extend beyond varsity athletics," he said. "In this instance, in addition to creating what we believe will be the best indoor football practice facility in the country, we are creating additional recreational, club sport and community opportunities, while also ensuring that the students on our other varsity teams are practicing at times that allow for a more typical student experience."












LABAR PRACTICE COMPLEX

LaBar Practice Complex enters its 15th season of use and is home to the outdoor practice fields of the Fighting Irish football team. A gift of Rees and Carol LaBar, the practice fields are located directly south of the Guglielmino Athletics Complex (on the former site of Moose Krause Stadium and Cartier Field). The LaBar Practice Complex features three football fields, lights, video towers, a maintenance building to provide storage and is secured with an eight-foot fence.

Two of the three practice fields are FieldTurf fields (newly installed for 2015), allowing the Irish to practice year-round without fear of damaging grass fields due to inclement weather and general wear-and-tear. The third field is a natural grass field.

STAFF

	Katy Lonergan - Primary Football Contact Assistant Athletics Director of Football Communications Football klonerg2@nd.edu
	Matt Paras - Secondary Football Contact Associate Director of Athletic Communications Football, Baseball, Swim & Dive mparas1@nd.edu
	Robby Hamman - Tertiary Football Contact Assistant Director of Athletic Communications Football, Men's Lacrosse, Men's Soccer, rhamman@nd.edu
	Shalika Shetty Associate Director of Athletic Communications Football Social Media & Student-Athlete Branding
	Aaron Horvath Associate Athletics Director (Communications) ahorvat3@nd.edu
	Dan Colleran Director of Athletic Communications Hockey, Rowing dcollera@nd.edu
	Josh Bates Associate Director of Athletic Communications Women's Basketball, Women's Soccer, M/W Tennis jbates2@nd.edu
	Rachel Pincus Director of Student-Athlete Advancement Men's Basketball Social Media & Student-Athlete Branding rpincus@nd.edu
	Alan Wasielewski Associate Director of Athletic Communications Men's Basketball, M/W Golf awasiele@nd.edu
	Pat Durant Assistant Director of Athletic Communications Women's Lacrosse, Volleyball, Fencing pdurant@nd.edu

UNIVERSITY OF NOTRE DAME FIGHTING IRISH MEDIA

Room 112 Joyce Center
Notre Dame, Indiana 46556

2021 NOTRE DAME FOOTBALL SCHEDULE

1 9/5		at Florida State Doak Campbell Stadium, Tallahassee, Fla.
2 9/11		Toledo Notre Dame Stadium, Notre Dame, Ind.
3 9/18		Purdue Notre Dame Stadium, Notre Dame, Ind.
4 9/25		at Wisconsin (Shamrock Series) Soldier Field, Chicago, Ill.
5 10/2		Cincinnati Notre Dame Stadium, Notre Dame, Ind.
6 10/9		at Virginia Tech Lane Stadium, Blacksburg, Va.
7 10/23		Southern Cal Notre Dame Stadium, Notre Dame, Ind.
8 10/30		North Carolina Notre Dame Stadium, Notre Dame, Ind.
9 11/6		Navy Notre Dame Stadium, Notre Dame, Ind.
10 11/13		at Virginia Scott Stadium, Charlottesville, Va.
11 11/20		Georgia Tech Notre Dame Stadium, Notre Dame, Ind.
12 11/27		at Stanford Stanford Stadium, Stanford, Calif.

OFFICIAL WEBSITE

The latest, official information on Notre Dame football is available at UND.com. Log on for complete media services including statistics, rosters, bios, schedules, press conferences, quotes and more at und.com/pressbox.



GAME CREDENTIALS

All requests for working press and broadcast credentials for Notre Dame's 2021 home football games must be made through the online credential link at UND.com/credentials. Credential requests must be submitted by the assigning sports editor or sports director prior to 12 p.m. ET on Monday the week of the home game in question. If a media outlet needs to change an existing application, please contact Robby Hamman at rhamman@nd.edu.

Because of the demand for credentials and the limited space available, media agencies covering the visiting school on a regular basis receive top priority. All other credentials for print media are issued on the basis of circulation. Only local radio stations with a full-time sports director conducting a daily sports show receive consideration for credentials. Non-originating, out-of-town radio stations cannot be accommodated.

All media members **MUST** be vaccinated to cover a Notre Dame home game this season. If you have not attended a Notre Dame event before the game, you must show you vaccine card at credential distribution in order to gain entrance to the event.

CREDENTIAL DISTRIBUTION

Media credentials will neither be mailed nor will be available for early pickup. Credentials will **ONLY** be distributed on game day at the Hammes Auditorium (the Joyce Center's basketball interview room, located between Gates 1 and 2). A government-issued ID is required for pickup and each individual must claim only his/her own pass.

PARKING

Parking requests will be accommodated on a space-available basis. Parking passes will be electronic for the 2021 season. They will be sent out during the week of the game.

BRIAN KELLY WEEKLY AVAILABILITY

The Dick Corbett Head Football Coach Brian Kelly conducts a weekly press conference at noon ET each Monday in person in the Notre Dame Stadium Media Room and also available via zoom. The half hour weekly conference previews the upcoming game. All media members that plan to attend the session in person **MUST** be vaccinated. To attend the link for Monday's press conference, media members should contact assistant athletic director, football communications Katy Lonergan.

STUDENT-ATHLETE INTERVIEWS

Interviews with Notre Dame student-athletes will occur on Tuesday during each game week in person at the Irish Athletics Center and also via zoom. All media members that plan to attend the session in person **MUST** be vaccinated. Interview requests for student-athletes must be submitted to Katy Lonergan by 5 p.m. ET the Sunday before the proposed interview. A player availability schedule will be distributed each Monday during the season. Media are not permitted to directly contact student-athletes or coaches to arrange interviews.

POST-GAME INTERVIEWS

Post-game interviews for both head coaches and Notre Dame players will be held in person in the Notre Dame Stadium Media Room and also over zoom. All media members that plan to attend the session in person **MUST** be vaccinated. Requests for student-athlete interviews should be submitted by the eight-minute mark of the fourth quarter to Katy Lonergan, Matt Paras or Robby Hamman.

STATISTICAL SERVICES

Prior to kickoff, all media members will be provided with necessary information.

At the quarter breaks and halftime, quickie stats and drive charts will be distributed via email.

Following the game, a complete post-game statistics package will be distributed via email and will contain a scoring summary, final team statistics, final individual statistics, complete play-by-play, drive charts for both halves, halftime statistics, defensive statistics,

substitution chart, post-game quotes from both head coaches and players and post-game notes.

Live in-game statistics will be available via StatBroadcast.

EMAIL

Following each Notre Dame home game, the athletic communications office will be happy to email whatever information media members need to their respective agencies. Please ask any member of the athletic communications staff for assistance on this matter.

PRESS HOSPITALITY

Food and refreshments are served throughout the game — free of charge — in the Notre Dame Stadium press box.

HOTEL ROOMS

Hotel rooms in the South Bend area are booked far in advance of Notre Dame home football weekends. Most hotels in the South Bend area require a two-night stay (Friday and Saturday) during Notre Dame home football weekends. Media members are responsible for their own lodging as Notre Dame's athletics communications office no longer reserves blocks of rooms. The athletics communications office can help with hotel suggestions and recommendations. For Notre Dame football road games, media members must arrange their own lodging.

COLLEGEPRESSBOX.COM

CollegePressBox.com has Notre Dame contact information, weekly team and opponent game notes, stats, depth charts and complete final game books along with complete media guide, spring guide, a complete listing of beat reporters, radio broadcasters, television stations and much, much more. Log on with username and password obtained through Katy Lonergan or the Football Writers Association of America.

UND.COM/PRESSBOX

All Notre Dame football information is available on the official athletics department website of the University of Notre Dame, UND.com. Game notes, depth chart, biographies of players and coaches, transcripts of press conferences, video archives of interview sessions, special features and more can all be found at UND.com.

In 2021, the University of Notre Dame and NBC Sports continues their television relationship for the 31st consecutive season. The NBC family of networks will broadcast all six home games for the Fighting Irish.

Play-by-play analyst Mike Tirico enters his sixth year as part of NBC's coverage. Super Bowl-winning quarterback Drew Brees will head into his first season as game analyst. Kathryn Tappen enters her eighth season as a sideline reporter with Jac Collinsworth assisting in his second season. Collinsworth will host NBC Sports' pre-game, halftime and post-game coverage and on select weeks will be joined by Heisman Trophy winner Doug Flutie.

On April 18, 2013, Notre Dame and NBC Sports reached agreement on a new 10-year contract giving NBC the rights to televise Irish home football games from 2016 to 2025.

A joint announcement of the extension was made by Mark Lazarus, chairman of NBC Sports Group, and Notre Dame's president, Rev. John I. Jenkins, C.S.C.

"Coming off one of Notre Dame's best and most dramatic seasons in decades, we could not be more proud to extend this historic partnership, which continues to be one of the most innovative in sports-media history," Lazarus said. "We are particularly excited that this extension offers enhanced rights that allow us to bring Notre Dame football to fans on more platforms than ever before."

As it has since 2009, NBC Sports Digital continues to live stream Fighting Irish home games for the web, mobile and tablets.

Father Jenkins noted the multiple benefits of the partnership with NBC.

"In addition to the national broadcast of our home football games, this longtime and valued collaboration with NBC has made a Notre Dame education possible to literally thousands of students," Father Jenkins said. "We are delighted to extend our partnership to bring Irish football to our fans, to continue to help support financial aid, and to tell the Notre Dame story."

Revenues from the NBC contract have played a key role in Notre Dame's financial aid endowment since the start of the relationship in 1991. University officers decided then to use a portion of the football television contract revenue for undergraduate scholarship endowment (not athletic scholarships). To date, 7,472 Notre Dame undergraduate students have received \$116,459,579 in aid from revenue generated through the NBC contract.

The University also has committed revenue from NBC to endow doctoral fellowships in its Graduate School and MBA scholarships in its Mendoza College of Business.

In addition to televising games, NBC has collaborated with Notre Dame on an award-winning series of two-minute messages featuring University faculty and student research.

"While our relationship with NBC Sports is longstanding, the more recent merger between NBC and Comcast has opened up additional avenues to expand the breadth of Notre Dame-related sports programming on NBC platforms," Notre Dame vice president and athletics director Jack Swarbrick said.

"Specifically, the evolution of the NBC Sports Network has provided opportunities for special programming featuring inside looks at our football team and several other Notre Dame sports programs and in-depth profiles on the unsung heroes of Notre Dame athletics. These are examples of the growth of our partnership, and we look forward to collaborating on additional projects and distribution strategies in seasons to come."


Per the extension, the NBC Sports Group retains global media rights on all platforms to a minimum of seven Notre Dame home football games per year. As in the prior contract, it allows for occasional games to air on NBC Sports Network, which is available in 85 million homes.

NBC has been televising Irish home games since 1991, and this marks the sixth of a series of agreements with Notre Dame. The original agreement covered the seasons from 1991 through 1995. The first five-year extension (announced in 1994) covered 1996 to 2000, the second extension (announced in May 1997) covered 2001 to 2005, the third extension (announced in December 2003) covered 2006 to 2010, and the fourth (announced in June 2008) covered 2011 to 2015.


ON-SCREEN PERSONALITIES



Mike Tirico
Play-by-play



Drew Brees
Game Analyst



Kathryn Tappen
Sideline Reporter



Jac Collinsworth
Sideline Reporter





The 2021 football season marks the fourth year of a partnership in which Legends and JMI Sports -- two of the leading athletics marketing and hospitality companies in the country -- will oversee Notre Dame's sales, marketing, hospitality, media rights and branding services on a local and national level, called Notre Dame Global Partnership.

Through this unique partnership, Notre Dame is determined to become an innovative leader in the packaging and presentation of its game-day hospitality experience, multimedia rights, corporate sponsorship plans and national radio broadcasts.

The announcement made by University Vice President and James E. Rohr Director of Athletics Jack Swarbrick was the culmination of an extensive review and evaluation process.

"As we embarked upon this task of finding the best strategic fit for Notre Dame, we made it clear that we were seeking partners who understood the unique opportunities offered by the Notre Dame brand," Swarbrick said.

"Both Legends and JMI Sports not only demonstrated superior appreciations of our culture and our mission, but also their willingness to creatively pursue features that are 100 percent Notre Dame-centric. Each company has unique and specific strengths to offer, so we asked them to combine those strengths to create something transformational for Notre Dame.

"We believe this partnership recognizes the value of the Notre Dame brand and offers enough creativity and innovation to return significant revenue opportunities for all parties to the agreement. We expect that resulting new initiatives will provide corporate sponsors and Notre Dame fans new, engaging and entertaining ways to connect with our University and its athletic program."

The University, through this 12-year agreement, which began in 2018, will seek to create and implement unique programs and partnerships with an elite group of companies and brands -- delivering unprecedented levels of engagement, first-class hospitality experiences and recognition, while also preserving traditions Notre Dame holds dear.

JMI Sports brings extensive multimedia expertise to the partnership with current representation of premier collegiate brands. "Notre Dame approached its analysis with the clear objective of creating an outcome that will maximize the opportunities for its unique brand," said JMI Sports CEO Erik Judson. "In developing our solution to meet those very high expectations, we believe the combined value proposition offered by a JMI Sports/Legends partnership will exceed those expectations. This partnership will provide extraordinary financial upside while at the same time allowing Notre Dame to maintain control of the most influential and revered brand in college sports."

Already a partner with Notre Dame since 2013, Legends was an integral part of executing the Campus Crossroads Project, developing capital gift and annual donation pricing models, packaging and marketing strategy, while also executing sales campaigns for new premium seating inventory.

"Our commitment includes building a team of highly qualified sports and sponsorship professionals who have a strong affection and understanding of Notre Dame, its history and its iconic reputation," said Shervin Mirhashemi, President and CEO of Legends. "In partnership with JMI Sports, we look forward to tapping into the experience and relationships we have built with some of the largest and most well-known brands in sports, media and entertainment to help expand the incredible opportunities available through this partnership."

Recognizing the uniqueness of their agreement with Notre Dame, Legends and JMI Sports will dedicate stand-alone national, regional and local sales and marketing staff resources to the partnership while tapping into the highly experienced branding, hospitality and experiential marketing teams at both companies.

"The future of college athletics requires vision and innovation -- and that's what we've found in this partnership with Legends and JMI Sports," said Swarbrick. "Their approach to serving an elite group of universities falls right in line with our expectations of a partner."

The new partnership will include Notre Dame's national football radio rights, which previously had been a stand-alone agreement for many years with the Mutual Broadcasting System, Westwood One and most recently with ISP and then IMG College.

Notre Dame previously had been handling most of its athletic corporate sponsorships and marketing rights through Notre Dame Sports Properties, created in 2003.

About JMI Sports

JMI Sports is a full-service collegiate marketing firm providing the highest quality management of athletics multimedia rights and breaking new ground in the creation of Total Campus Marketing programs, maximizing the economic potential of universities. Clients include Clemson University, University of Kentucky, University of Pennsylvania, University of Georgia, Columbia University and the Ivy League. JMI Sports is also a highly regarded project manager for the development of collegiate and professional sports facilities. JMI Sports was founded in 2006 by CEO Erik Judson, and technology entrepreneur John Moores, former owner of the San Diego Padres.

Why JMI Sports?

JMI Sports believes that bold vision is achievable. We are a driver of change, continually developing innovative programs and projects that advance businesses and brands. We maintain a flexible, client-centric approach, taking time to understand what differentiates and motivates each organization. We deliver superior customer service with integrity and transparency. Above all, we value relationships and enjoy working hand-in-hand with each client in the pursuit of their success.

About Legends

Legends is a holistic agency that specializes in delivering solutions for legendary brands. We approach each project with our 360-degree service solution. Our Global Planning, Global Sales, and Hospitality service solutions collaborate on every project to ensure success across each of our six verticals.

We are proud to serve our distinguished roster of sports, entertainment and attraction clients which consist of thought leaders, iconic brands and events including Yankee Stadium, AT&T Stadium, nearly 40 Live Nation venues, One World Observatory, FC Barcelona, Atletico Madrid, Twickenham Stadium, Wimbledon Tennis Championships, Tottenham Hotspur, Golden 1 Center, Manchester City FC, University of Notre Dame, Los Angeles Angels, Los Angeles Rams, Atlanta Falcons, NFL, University of Southern California, Los Angeles Memorial Coliseum, Super Bowl 50 and Indianapolis 500. For more about Legends business and career opportunities, visit www.legends.net.

