



NOTRE DAME FOOTBALL

GAME ONE

#9/7 NOTRE DAME [0-0] AT NR/RV FLORIDA STATE [0-0]

THE COACHES

	Head Coach	At School	Overall	vs. Opponent
ND	Brian Kelly	102-39 (12th year)*	273-96-2 (31st year)*	2-2
FSU	Mike Norvell	3-6 (Second year)	41-21 (Sixth year)	0-1

* -Includes 20 regular-season wins and two postseason appearances vacated under discretionary NCAA penalty

BY THE NUMBERS

3	Dick Corbett Head Football Coach Brian Kelly is just three wins away from tying Knute Rockne for most wins all-time by a Notre Dame coach.
4	Since the start of 2018, Notre Dame is 33-5 (.868). That rate ranks fourth among all teams who have made an appearance in the College Football Playoff since its inception in 2014. Among those teams, Notre Dame is one of just four teams that have totaled five or fewer losses (Clemson, Alabama, Ohio State) since the start of 2018.
7	The Irish were ranked No. 7 in the preseason USA Today/Amway Coaches Poll. It is the highest preseason ranking for the Irish in the Kelly Era. It is the highest preseason ranking since 2006 when the Irish came in at No. 3.
9	Notre Dame's victory over No. 1 Clemson last season was Notre Dame's ninth win over an AP No. 1 opponent, which ties for second-most all-time (Miami). Only Alabama has more (10).
12	Brian Kelly is entering his 12th season as the head coach at Notre Dame. It is the second-longest tenure of any Irish head coach, trailing only Knute Rockne, who coached for 13 seasons.
19	Notre Dame has won 19-consecutive-regular season games against ACC opponents. Its last defeat against an ACC foe in the regular season came back in 2017 against Miami. Of those 19 wins, 15 were won by 10 points or more.
24	Notre Dame has won 24-consecutive games at home, setting the modern-era record for longest home win streak. It is the second longest active streak in FBS.
102	Brian Kelly has tallied 102^ wins in his Notre Dame career. He is in sole possession of second place all-time in program history in career wins at Notre Dame.
371^	Career games coached by Brian Kelly, second among active NCAA coaches to Mack Brown (North Carolina).
520	After having nine selections in the 2021 NFL Draft, the Irish have had 520 draft picks all-time. No other college football program has totaled more than the Irish. The nine selections this past draft were the most ever in the Brian Kelly Era.

GAME INFORMATION



Sunday, September 5
7:30 p.m. ET

Doak Campbell Stadium
Tallahassee, FL
Capacity: 79,560 (Bermuda Grass)



ABC

Joe Tessitore (play-by-play)
Greg McElroy (analyst)
Katie George (sideline)



Notre Dame Radio Network
SiriusXM (Channel 129)
96.1 FM, 101.5 FM & 960 AM (South Bend)

Paul Burmeister (play-by-play)
Ryan Harris (analyst)

THE SERIES

Florida State leads, 6-4-0

Last meeting: ND 42, Florida State 26 (10.10.2020)

2021 SCHEDULE [0-0]

Date	ND Rk	Opp Rk	Opponent	Location	TV	Time/Score
Sep. 5	9/7	NR/RV	at Florida State	Tallahassee, FL	ABC	7:30 p.m.
Sep. 11			Toledo	Notre Dame, IN	PCK	2:30 p.m.
Sep. 18			Purdue	Notre Dame, IN	NBC	2:30 p.m.
Sep. 25		12/15	vs. Wisconsin	Chicago, IL	FOX	Noon
Oct. 2		8/10	vs. Cincinnati	Notre Dame, IN	NBC	2:30 p.m.
Oct. 9		NR/RV	at Virginia Tech	Blacksburg, VA	ACCN	TBA
Oct. 23		15/14	Southern Cal	Notre Dame, IN	NBC	7:30 p.m.
Oct. 30		10/9	North Carolina	Notre Dame, IN	NBC	7:30 p.m.
Nov. 6			Navy	Notre Dame, IN	NBC	3:30 p.m.
Nov. 13			at Virginia	Charlottesville, VA	TBA	TBA
Nov. 20			Georgia Tech	Notre Dame, IN	NBC	2:30 p.m.
Nov. 27			at Stanford	Stanford, CA	TBA	TBA

Rankings: AP/Coaches (current for upcoming opponents, at time of game for past opponents) | All times Eastern

THE TRADITION

7	Heisman Trophy Winners – Angelo Bertelli (1943), John Lujack (1947), Leon Hart (1948), John Lattner (1953), Paul Hornung (1956), John Huarte (1964), Tim Brown (1987)
11	Consensus National Championships: 1924, 1929, 1930, 1943, 1946, 1947, 1949, 1966, 1973, 1977, 1988
13	NFL Hall of Famers – the most of any college football program
21	Different seasons Notre Dame has been selected as the National Champion by at least one poll listed in the NCAA official record book
23	Undefeated regular seasons
52	College Football Hall of Famers – Raghib Ismail (1988-90) was a 2019 inductee
105	Consensus All-Americans – most recent Jeremiah Owusu-Koramoah, Liam Eichenberg and Aaron Banks (2020)
939^	All-time wins – second in college football history.
.733^	All-time winning percentage – the best in college football history.



FOOTBALL STAFF GAME DAY LOCATIONS

Coach	Position	Location
Brian Kelly	Head Coach	Sideline
Marcus Freeman	Def. Coordinator/Linebackers	Sideline
Tommy Rees	Off. Coordinator/Quarterbacks	Press Box
Mike Elston	Defensive Line	Sideline
Lance Taylor	Running Backs	Sideline
Jeff Quinn	Offensive Line	Sideline
Mike Mickens	Cornerbacks	Press Box
Chris O'Leary	Defensive Backs/Safeties	Press Box
Brian Polian	Special Teams Coordinator	Sideline
Del Alexander	Wide Receivers	Sideline
John McNulty	Tight Ends	Press Box

Note: Regular season locations; may be subject to change

FOOTBALL ATHLETIC COMMUNICATIONS STAFF

Assistant Athletics Director/ Football Communications Primary Football	Katy Lonergan	klonerg2@nd.edu c - 785-764-9941
Associate Athletics Communications Director Secondary Football	Matt Paras	mparas1@nd.edu c - 401-215-5656
Assistant Athletics Communications Director Tertiary Football	Robby Hamman	rhamman@nd.edu c - 574-808-9575



Katy Lonergan



Matt Paras



Robby Hamman

BRIAN KELLY WEEKLY AVAILABILITY

Monday	Weekly press conference	Noon ET Stadium Media Room/Zoom Video available on und.com
Thursday	Late Week Game Preview	Noon ET Zoom Video available on und.com
Saturday	Post game press conference	Stadium Media Room/Zoom Video/Transcript available on und.com

STUDENT-ATHLETE WEEKLY AVAILABILITY

Tuesday	Post Practice Interviews	Approximately 6:30 p.m.ET IAC/Zoom Video available on und.com
Saturday	Post Game Interviews	Stadium Media Room/Zoom Video available on und.com

MEDIA INFORMATION

GAME CREDENTIALS

• All requests for working press and broadcast credentials for Notre Dame's 2021 home football games must be made through the online credential form at UND.com/credentials. Because of the demand for credentials and the limited space available, media agencies covering the visiting school on a regular basis receive top priority. All other credentials for print media are issued on the basis of circulation. Only local radio stations with a full-time sports director conducting a daily sports show receive consideration for credentials. Non-originating, out-of-town radio stations cannot be accommodated.

CREDENTIAL DISTRIBUTION

• Media credentials will neither be mailed nor will be available for early pickup. Credentials will ONLY be distributed on game day at the Hammes Auditorium (the Joyce Center's basketball interview room, located between Gates 1 and 2). A government-issued ID is required for pickup and each individual must claim only his/her own pass. All media members **MUST** be vaccinated to cover a Notre Dame home game this season. If you have not attended a Notre Dame event before the game, you must show your vaccine card at credential distribution in order to gain entrance to the event.

PARKING

• Parking requests will be accommodated on a space-available basis. Parking passes will be electronic for the 2021 season. They will be sent out during the week of the game.

BRIAN KELLY AVAILABILITY

• The Dick Corbett Head Football Coach Brian Kelly conducts a weekly press conference at noon ET each Monday in person in the Notre Dame Stadium Media Room and also available via zoom. The half hour weekly conference previews the upcoming game. All media members who plan to attend the session in person **MUST** be vaccinated. To obtain the link for Monday's press conference, media members should contact assistant athletics director, football communications Katy Lonergan.

STUDENT-ATHLETE INTERVIEWS

• Interviews with Notre Dame student-athletes will occur on Tuesday during each game week in person at the Irish Athletics Center and also via zoom. All media members who plan to attend the session in person **MUST** be vaccinated. Interview requests for student-athletes must be submitted to Katy Lonergan by Noon ET the Sunday before the proposed interview. A player availability schedule will be distributed each Monday during the season. Media are not permitted to directly contact student-athletes or coaches to arrange interviews.

POST-GAME INTERVIEWS

• Post-game interviews for Dick Corbett Head Football Coach Brian Kelly and Notre Dame players will be held in the Stadium Media Room, along with zoom. Requests for student-athlete interviews should be submitted by the eight-minute mark of the fourth quarter to Katy Lonergan. For home games, submit to Katy Lonergan via email or Matt Paras (located in the press box or available by email at mparas1@nd.edu). Transcripts from Coach Kelly's presser will be available approximately 60 minutes following the conclusion of his post-game comments.

STATISTICAL SERVICES

• All media members will be provided with access to game notes via UND.com. At the quarter breaks and halftime, quickie stats and drive charts will be distributed via email. Following the game, a complete post-game statistics package will be distributed via email and will contain a scoring summary, final team statistics, final individual statistics, complete play-by-play, drive charts for both halves, halftime statistics, defensive statistics, substitution chart, post-game quotes from both head coaches and players and post-game notes. Live in-game statistics will be available via StatBroadcast.

• Following each Notre Dame home game, the athletic communications office will be happy to email whatever information media members need to their respective agencies. Please ask any member of the athletic communications staff for assistance on this matter.

COLLEGEPRESSBOX.COM

• CollegePressBox.com has Notre Dame contact information, weekly team and opponent game notes, stats, depth charts and complete final game books along with complete media guide, spring guide, a complete listing of beat reporters, radio broadcasters, television stations and much, much more. Log on with username and password obtained through the Football Writers Association of America.

UND.COM/PRESSBOX

• All Notre Dame football information is available on the official athletics department website of the University of Notre Dame, UND.com. Game notes, depth chart, biographies of players and coaches, transcripts of press conferences, video archives of interview sessions, special features and more can all be found at UND.com.



ALPHABETICAL ROSTER

GAME ONE - FLORIDA STATE SEMINOLES | 3

No.	Name	Pos.	Ht.	Wt.	Ac.	Elg.	Hometown/High School
57	Jayson Ademilola	DL	6-3	280	Sr.	Sr.	Jackson, NJ/St. Peter's Prep
9	Justin Ademilola	DL	6-1 3/4	255	Sr.	Jr.	Jackson, NJ/St. Peter's Prep
4	Litchfield Ajavon	S	6-0 1/8	193	Jr.	So.	Baltimore, MD/Episcopal
26	Leo Albano	RB	6-1	225	Sr.	Jr.	Charleston, SC/Bishop England
76	Joe Alt	OL	6-7 5/8	305	Fr.	Fr.	North Oaks, MN/Totino-Grace
38	Sam Assaf	RB	6-1	210	So.	So.	Atlanta, GA/Pace Academy
4	Kevin Austin Jr.	WR	6-2	215	Sr.	Jr.	Ft. Lauderdale, FL/North Broward Prep
79	Tosh Baker	OL	6-8	307	So.	Fr.	Scottsdale, AZ/Pinnacle
15	Ryan Barnes	CB	6-1 7/8	187	Fr.	Fr.	Gaithersburg, MD/Quince Orchard
52	Bo Bauer	LB	6-2 3/4	233	Sr.	Sr.	Harborcreek, PA/Cathedral Prep
84	Kevin Bauman	TE	6-4 1/2	242	So.	Fr.	Red Bank, NJ/Red Bank Catholic
80	Cane Berrong	TE	6-3 1/2	235	Fr.	Fr.	Hartwell, GA/Hart County Comprehensive
27	JD Bertrand	LB	6-1	230	Jr.	So.	Alpharetta, GA/Blessed Trinity
12	Jordan Botelho	DL	6-2 1/2	245	So.	So.	Honolulu, HI/Saint Louis
28	TaRiq Bracy	CB	5-10 1/8	177	Sr.	Sr.	Milpitas, CA/Milpitas
19	Jay Bramblett	P	6-1 1/2	197	Jr.	Jr.	Tuscaloosa, AL/Hillcrest
2	DJ Brown	S	6-0 3/8	200	Sr.	Jr.	Annapolis, MD/St. John's College
91	Josh Bryan	K	5-11 5/8	203	Fr.	Fr.	Valencia, CA/Sierra Canyon
12	Tyler Buchner	QB	6-1	215	Fr.	Fr.	San Diego, CA/Helix
8	Cole Capen	QB	6-4 1/2	232	Sr.	Jr.	Yorba Linda, CA/Orange Lutheran
68	Michael Carmody	OL	6-5 1/2	290	So.	Fr.	Mars, PA/Mars Area
77	Quinn Carroll	OL	6-5 5/8	313	Jr.	So.	Edina, MN/Edina
7	Brendon Clark	QB	6-1 5/8	225	Jr.	So.	Midlothian, VA/Manchester
17	Jack Coan	QB	6-3 1/4	223	Gr.	Sr.	Sayville, NY/Sayville/Wisconsin
16	Deion Colzie	WR	6-4 1/4	207	Fr.	Fr.	McDonough, GA/Athens Academy
78	Pat Coogan	OL	6-5 1/8	305	Fr.	Fr.	Palos Heights, IL/Marist
37	Henry Cook	WR	5-10	182	So.	Fr.	Shaker Heights, OH/St. Ignatius
52	Zeke Correll	OL	6-3	295	Jr.	So.	Cincinnati, OH/Anderson
56	Howard Cross III	DL	6-0 7/8	275	Jr.	So.	Paramus, NJ/Saint Joseph Regional
3	Avery Davis	WR	5-11	202	Gr.	Sr.	Cedar Hill, TX/Cedar Hill
22	Logan Diggs	RB	6-0	206	Fr.	Fr.	Marrero, LA/Archbishop Rummel
56	John Dirksen	OL	6-5 1/8	306	Sr.	Jr.	Maria Stein, OH/Marion Local
39	Jonathan Doerer	K/P	6-3	197	Gr.	*Sr.	Charlotte, NC/South Mecklenburg
90	Alexander Ehrensberger	DL	6-1 7/8	255	So.	Fr.	Dusseldorf, Germany/Theodor-Fliedner Gymnasium
28	Griffin Eifert	WR	6-0 1/2	200	So.	Fr.	Fort Wayne, IN/Bishop Dwenger
34	Osita Ekwonu	DL	6-0 3/4	236	Jr.	So.	Charlotte, NC/Providence Day School
24	Audric Estime	RB	5-11 1/2	228	Fr.	Fr.	Nyack, NY/St. Joseph Regional
88	Mitchell Evans	TE	6-5 1/8	250	Fr.	Fr.	Wadsworth, OH/Wadsworth
54	Blake Fisher	OL	6-6	335	Fr.	Fr.	Avon, IN/Avon
20	C'Bo Flemister	RB	5-11 1/4	201	Sr.	Jr.	Williamson, GA/Pike County
7	Isaiah Foskey	DL	6-5	260	Jr.	So.	Antioch, CA/De La Salle
29	Khari Gee	S	6-1 7/8	195	Fr.	Fr.	Atlanta, GA/Woodward Academy
42	Giovanni Ghilotti	LB	6-2 7/8	232	So.	Fr.	Greenbrae, CA/Marin Catholic
49	Mike Graves	CB	5-7 7/8	190	Sr.	Sr.	Los Angeles, CA/Loyola
3	Houston Griffith	S	6-0 1/4	202	Sr.	Sr.	Chicago, IL/IMG Academy (FL)
45	Colin Gutzmer	LB	6-0 1/8	230	Jr.	Jr.	Marietta, GA/Westminster School
14	Kyle Hamilton	S	6-4	220	Jr.	Jr.	Atlanta, GA/Marist School
5	Cam Hart	CB	6-2 1/2	205	Jr.	So.	Baltimore, MD/Good Counsel
93	Zane Heemsoth	DL	6-5	245	Jr.	So.	Elmhurst, IL/York
11	Ramon Henderson	CB	6-1	190	So.	So.	Bakersfield, CA/Liberty
41	Kurt Hinish	DL	6-1 3/4	300	Gr.	*Sr.	Pittsburgh, PA/Central Catholic
72	Caleb Johnson	OL	6-5 5/8	287	Fr.	Fr.	Ocala, FL/Trinity Catholic
20	JoJo Johnson	CB	5-10 7/8	191	Fr.	Fr.	Merrillville, IN/Merrillville
92	Aidan Keanaina	DL	6-3	310	So.	Fr.	Brighton, CO/J.K. Mullen
27	Chase Ketterer	RB	5-11 3/8	203	So.	Fr.	New Carlisle, IN/New Prairie
13	Lawrence Keys III	WR	5-10 3/8	176	Sr.	Jr.	New Orleans, LA/McDonogh 35
44	Kahanu Kia	DL	6-1 3/8	217	Fr.	Fr.	Kahneoe, HI/Punahou
24	Jack Kiser	LB	6-1 5/8	222	Jr.	So.	Royal Center, IN/Pioneer

No.	Name	Pos.	Ht.	Wt.	Ac.	Elg.	Hometown/High School
32	Prince Kollie	LB	6-0 1/2	222	Fr.	Fr.	Jonesborough, TN/David Crockett
73	Andrew Kristofic	OL	6-5 1/4	295	Jr.	So.	Gibsonia, PA/Pine-Richland
54	Jacob Lacey	DL	6-1 5/8	275	Jr.	Jr.	Bowling Green, KY/South Warren
0	Braden Lenzy	WR	5-11 3/8	182	Sr.	Jr.	Tigard, OR/Tigard Senior
98	Harrison Leonard	K/P	5-10 3/8	193	Jr.	So.	Jamestown, RI/Avon Old Farms School
6	Clarence Lewis	CB	5-11 1/2	198	So.	So.	Edison, NJ/Mater Dei
8	Marist Liufau	LB	6-2 1/4	229	Jr.	So.	Kalihi, HI/Punahou
37	Chase Love	S	6-0 1/4	197	Sr.	Jr.	Chicago Heights, IL/Marian Catholic
75	Josh Lugg	OL	6-6 7/8	305	Gr.	Sr.	Wexford, PA/North Allegheny Senior
62	Cain Madden	OL	6-2 1/2	310	Gr.	*Sr.	South Webster, OH/Minford/Marshall
43	Greg Mailey	WR	6-1	203	Sr.	Jr.	Hudson, OH/Hudson
87	Michael Mayer	TE	6-4 1/2	251	So.	So.	Independence, KY/Covington Catholic
99	Rylie Mills	DL	6-5 1/8	283	So.	So.	Lake Bluff, IL/Lake Forest
13	Paul Moala	LB	5-11 1/2	222	Sr.	Jr.	Mishawaka, IN/Penn
53	Quinn Murphy	OL	6-5 1/4	305	Jr.	So.	Duxbury, MA/Duxbury
21	Caleb Offord	CB	6-1	192	So.	Fr.	Southaven, MS/Southaven
47	Jason Onye	DL	6-4 1/2	289	Fr.	Fr.	North Providence, RI/Bishop Hendricken
31	Nana Osafo-Mensah	DL	6-3 1/8	250	Jr.	So.	Fort Worth, TX/Nolan Catholic
55	Jarrett Patterson	OL	6-4 1/2	307	Sr.	Jr.	Laguna Hills, CA/Mission Viejo
44	Alex Peitsch	LS	6-1 1/8	210	So.	Fr.	Ellicott City, MD/St. John's College
81	Jack Polian	WR	6-0 1/8	174	Fr.	Fr.	Ponte Vedra, FL/Ponte Vedra
11	Ron Powlusz III	QB	6-2 5/8	225	Fr.	Fr.	Granger, IN/Penn
10	Isaiah Pryor	LB	6-1 1/2	217	Gr.	Sr.	Lawrenceville, GA/IMG Academy (FL)/Ohio St.
10	Drew Pyne	QB	5-11 1/2	200	So.	Fr.	New Canaan, CT/New Canaan
86	Conor Ratigan	WR	5-11 5/8	182	Jr.	So.	Granger, IN/St. Joseph
25	Philipp Riley	CB	5-11 1/2	202	Fr.	Fr.	Riverview, FL/Bloomington
30	Jake Rittman	P	6-2 1/4	210	Sr.	Jr.	Lawrence, KS/Free State
97	Gabriel Rubio	DL	6-5 1/4	290	Fr.	Fr.	St. Louis, MO/Lutheran of St. Charles County
32	Chris Salerno	K	5-10 1/2	186	Fr.	Fr.	Valencia, CA/Crespi Carmelite
29	Matt Salerno	WR	6-0 5/8	199	Sr.	Jr.	Valencia, CA/Crespi Carmelite
36	Eddie Scheidler	S	5-9 1/2	185	Jr.	So.	Lake Forest, IL/Lake Forest
48	Will Schweitzer	DL	6-4	225	Fr.	Fr.	Los Gatos, CA/Los Gatos
89	Charlie Selna	TE	6-6 1/8	252	So.	Fr.	Atherton, CA/Sacred Heart Prep
38	Davis Sherwood	LB	6-3	228	Fr.	Fr.	Hightstown, NJ/Good Counsel
46	Adam Shibley	LB	6-0 1/8	225	Gr.	Sr.	Cleveland, OH/St. Ignatius/Michigan
64	Max Siegel II	OL	6-1 5/8	290	Sr.	Jr.	Fishers, IN/Brebeuf Jesuit
33	Shayne Simon	LB	6-2 3/4	233	Sr.	Sr.	West Orange, NJ/St. Peter's Prep
50	Rocco Spindler	OL	6-4 5/8	300	Fr.	Fr.	Clarkston, MI/Clarkston
21	Lorenzo Styles Jr.	WR	6-1 1/8	195	Fr.	Fr.	Pickerington, OH/Pickerington Central
95	Myron Tagovailoa-Amosa	DL	6-2 1/2	268	Gr.	Sr.	Ewa Beach, HI/Kapole
85	George Takacs	TE	6-6	247	Sr.	Jr.	Naples, FL/Gulf Coast
83	Jayden Thomas	WR	6-1 1/2	215	Fr.	Fr.	Paulding County, GA/Pace Academy
43	Marcus Thorne	CB	6-0 7/8	205	Sr.	Jr.	Washington, IN/Washington
18	Chance Tucker	CB	5-11 3/4	183	Fr.	Fr.	Encino, CA/Crespi Carmelite
25	Chris Tyree	RB	5-9 1/2	190	So.	So.	Chester, VA/Thomas Dale
30	Chris Velotta	S	5-8 7/8	195	Jr.	So.	Cleveland, OH/St. Ignatius
65	Michael Vinson	LS	6-2	230	Sr.	Jr.	Winnetka, IL/New Trier
16	KJ Wallace	S	5-10 1/4	185	Jr.	So.	Atlanta, GA/The Lovett School
22	Justin Walters	S	6-0 5/8	188	Fr.	Fr.	Bolingbrook, IL/Bolingbrook
2	Xavier Watts	WR	5-11 3/4	195	So.	Fr.	Omaha, NE/Harry A. Burke
40	Drew White	LB	6-0 1/4	228	Gr.	Sr.	Boca Raton, FL/St. Thomas Aquinas
71	Brennan Wicks	OL	6-5	310	So.	Fr.	Forestville, MD/Bishop McNamara
5	Joe Wilkins Jr.	WR	6-1 1/2	195	Sr.	Jr.	North Fort Myers, FL/North Fort Myers
23	Kyren Williams	RB	5-9	199	Jr.	So.	St. Louis, MO/St. John Vianney

* - Super Senior

Note: Class years are academic enrollment; Eligibility is in regards to on the field.

57	Jayson Ademilola	add-ah-ME-low-la
9	Justin Ademilola	add-ah-ME-low-la
4	Litchfield Ajavon	adge-AH-von
26	Leo Albano	al-BAHN-o
38	Sam Assaf	Aye-saff
84	Kevin Bauman	Bow (take a bow)-man
80	Cane Berrong	Burr-ong
12	Jordan Botelho	Bo-tell-o
28	TaRiq Bracy	tuh-Rlque
12	Tyler Buchner	Buck-ner
8	Cole Capen	Cape-un
17	Jack Coan	Cone

78	Pat Coogan	Cooo-gun
52	Zeke Correll	Core-ell
39	Jonathan Doerer	DOOR-er
90	Alexander Ehrensberger	Air-ens-ber-ger
28	Griffin Eifert	Eye-fert
34	Osita Ekwonu	oh-SEE-tuh e-KWAN-ooo
24	Audric Estime	ES-tim-MAY
20	C'Bo Flemister	SEE-bo
11	Ramon Henderson	RAH-moan
29	Khari Gee	CAR-ee G
41	Kurt Hinish	HI-nish

7	Isaiah Foskey	Foss key
42	Giovanni Ghilotti	Gio-vahnni Juh-lot-ee
92	Aidan Keanaina	Key-aw-nah-eye-nah
44	Kahanu Kia	kuh-HAWN-ooo KEY-uh
73	Andrew Kristofic	kris-TAH-fik
8	Marist Liufau	lee-UH-fow
87	Michael Mayer	Mayor
13	Paul Moala	mo-ALA
47	Jason Onye	own-yay
31	Nana Osafo-Mensah	nah-nah oh-SAH-fo MEN-suh
44	Alex Peitsch	Pie-sh
11	Ron Powlus III	PAUL-us
36	Eddie Scheidler	SHIDE-ler
48	Will Schweitzer	Sh-white-zer
50	Rocco Spindler	Rock-o
95	Myron Tagovailoa-Amosa	tounge-uh-vai-LO-uh uh-MOE-suh
85	George Takacs	tak-ISS



NUMERICAL ROSTER

GAME ONE - FLORIDA STATE SEMINOLES | 4

No.	Name	Pos.	Ht.	Wt.	Cl.	Elg.	Hometown/High School
0	Braden Lenzy	WR	5-11 3/8	182	Sr.	Jr.	Tigard, OR/Tigard Senior
2	DJ Brown	S	6-0 3/8	200	Sr.	Jr.	Annapolis, MD/St. John's College
2	Xavier Watts	WR	5-11 3/4	195	So.	Fr.	Omaha, NE/Harry A. Burke
3	Avery Davis	WR	5-11	202	Gr.	Sr.	Cedar Hill, TX/Cedar Hill
3	Houston Griffith	S	6-0 1/4	202	Sr.	Sr.	Chicago, IL/IMG Academy (FL)
4	Litchfield Ajavon	S	6-0 1/8	193	Jr.	So.	Baltimore, MD/Episcopal
4	Kevin Austin Jr.	WR	6-2	215	Sr.	Jr.	Ft. Lauderdale, FL/North Broward Prep
5	Cam Hart	CB	6-2 1/2	205	Jr.	So.	Baltimore, MD/Good Counsel
5	Joe Wilkins Jr.	WR	6-1 1/2	195	Sr.	Jr.	North Fort Myers, FL/North Fort Myers
6	Clarence Lewis	CB	5-11 1/2	198	So.	So.	Edison, NJ/Mater Dei
7	Brendon Clark	QB	6-1 5/8	225	Jr.	So.	Midlothian, VA/Manchester
7	Isaiah Foskey	DL	6-5	260	Jr.	So.	Antioch, CA/De La Salle
8	Cole Capen	QB	6-4 1/2	232	Sr.	Jr.	Yorba Linda, CA/Diego Lutheran
8	Marist Liufau	LB	6-2 1/4	229	Jr.	So.	Kalihi, HI/Punahou
9	Justin Ademilola	DL	6-1 3/4	255	Sr.	Jr.	Jackson, NJ/St. Peter's Prep
10	Isaiah Pryor	LB	6-1 1/2	217	Gr.	Sr.	Lawrenceville, GA/IMG Academy (FL)/Ohio St.
10	Drew Pyne	QB	5-11 1/2	200	So.	Fr.	New Canaan, CT/New Canaan
11	Ramon Henderson	CB	6-1	190	So.	So.	Bakersfield, CA/Liberty
11	Ron Powulus III	QB	6-2 5/8	225	Fr.	Fr.	Granger, IN/Penn
12	Jordan Botelho	DL	6-2 1/2	245	So.	So.	Honolulu, HI/Saint Louis
12	Tyler Buchner	QB	6-1	215	Fr.	Fr.	San Diego, CA/Helix
13	Lawrence Keys III	WR	5-10 3/8	176	Sr.	Jr.	New Orleans, LA/McDonogh 35
13	Paul Moala	LB	5-11 1/2	222	Sr.	Jr.	Mishawaka, IN/Penn
14	Kyle Hamilton	S	6-4	220	Jr.	Jr.	Atlanta, GA/Marist School
15	Ryan Barnes	CB	6-1 7/8	187	Fr.	Fr.	Gaithersburg, MD/Quince Orchard
16	Deion Colzie	WR	6-4 1/4	207	Fr.	Fr.	McDonough, GA/Athens Academy
16	KJ Wallace	S	5-10 1/4	185	Jr.	So.	Atlanta, GA/The Lovett School
17	Jack Coan	QB	6-3 1/4	223	Gr.	Sr.	Sayville, NY/Sayville/Wisconsin
18	Chance Tucker	CB	5-11 3/4	183	Fr.	Fr.	Encino, CA/Crespi Carmelite
19	Jay Bramblett	P	6-1 1/2	197	Jr.	Jr.	Tuscaloosa, AL/Hillcrest
20	C'Bo Flemister	RB	5-11 1/4	201	Sr.	Jr.	Williamson, GA/Pike County
20	JoJo Johnson	CB	5-10 7/8	191	Fr.	Fr.	Merrillville, IN/Merrillville
21	Caleb Offord	CB	6-1	192	So.	Fr.	Southaven, MS/Southaven
21	Lorenzo Styles Jr.	WR	6-1 1/8	195	Fr.	Fr.	Pickerington, OH/Pickerington Central
22	Logan Diggs	RB	6-0	206	Fr.	Fr.	Marrero, LA/Archbishop Rummel
22	Justin Walters	S	6-0 5/8	188	Fr.	Fr.	Bolingbrook, IL/Bolingbrook
23	Kyren Williams	RB	5-9	199	Jr.	So.	St. Louis, MO/St. John Vianney
24	Audric Estime	RB	5-11 1/2	228	Fr.	Fr.	Nyack, NY/St. Joseph Regional
24	Jack Kiser	LB	6-1 5/8	222	Jr.	So.	Royal Center, IN/Pioneer
25	Philip Riley	CB	5-11 1/2	202	Fr.	Fr.	Riverview, FL/Bloomingtondale
25	Chris Tyree	RB	5-9 1/2	190	So.	So.	Chester, VA/Thomas Dale
26	Leo Albano	RB	6-1	225	Sr.	Jr.	Charleston, SC/Bishop England
27	JD Bertrand	LB	6-1	230	Jr.	So.	Alpharetta, GA/Blessed Trinity
27	Chase Ketterer	RB	5-11 3/8	203	So.	Fr.	New Carlisle, IN/New Prairie
28	TaRiq Bracy	CB	5-10 1/8	177	Sr.	Sr.	Milpitas, CA/Milpitas
28	Griffin Eifert	WR	6-0 1/2	200	So.	Fr.	Fort Wayne, IN/Bishop Dwenger
29	Khari Gee	S	6-1 7/8	195	Fr.	Fr.	Atlanta, GA/Woodward Academy
29	Matt Salerno	WR	6-0 5/8	199	Sr.	Jr.	Valencia, CA/Crespi Carmelite
30	Jake Rittman	P	6-2 1/4	210	Sr.	Jr.	Lawrence, KS/Free State
30	Chris Velotta	S	5-8 7/8	195	Jr.	So.	Cleveland, OH/St. Ignatius
31	Nana Osafo-Mensah	DL	6-3 1/8	250	Jr.	So.	Fort Worth, TX/Nolan Catholic
32	Prince Kollie	LB	6-0 1/2	222	Fr.	Fr.	Jonesborough, TN/David Crockett
32	Chris Salerno	K	5-10 1/2	186	Fr.	Fr.	Valencia, CA/Crespi Carmelite
33	Shayne Simon	LB	6-2 3/4	233	Sr.	Sr.	West Orange, NJ/St. Peter's Prep
34	Osita Ekwonu	DL	6-0 3/4	236	Jr.	So.	Charlotte, NC/Providence Day School
36	Eddie Scheidler	S	5-9 1/2	185	Jr.	So.	Lake Forest, IL/Lake Forest
37	Henry Cook	WR	5-10	182	So.	Fr.	Shaker Heights, OH/St. Ignatius

No.	Name	Pos.	Ht.	Wt.	Cl.	Elg.	Hometown/High School
37	Chase Love	S	6-0 1/4	197	Sr.	Jr.	Chicago Heights, IL/Marian Catholic
38	Sam Assaf	RB	6-1	210	So.	So.	Atlanta, GA/Pace Academy
38	Davis Sherwood	LB	6-3	228	Fr.	Fr.	Hightstown, NJ/Good Counsel
39	Jonathan Doerer	K/P	6-3	197	Gr.	*Sr.	Charlotte, NC/South Mecklenburg
40	Drew White	LB	6-0 1/4	228	Gr.	Sr.	Boca Raton, FL/St. Thomas Aquinas
41	Kurt Hinish	DL	6-1 3/4	300	Gr.	*Sr.	Pittsburgh, PA/Central Catholic
42	Giovanni Ghilotti	LB	6-4 7/8	232	So.	Fr.	Greenbrae, CA/Marin Catholic
43	Greg Mailey	WR	6-1	203	Sr.	Jr.	Hudson, OH/Hudson
43	Marcus Thorne	CB	6-0 7/8	205	Sr.	Jr.	Washington, IN/Washington
44	Kahanu Kia	DL	6-1 3/8	217	Fr.	Fr.	Kahneoe, HI/Punahou
44	Alex Peitsch	LS	6-1 1/8	210	So.	Fr.	Ellicott City, MD/St. John's College
45	Colin Gutzmer	LB	6-0 1/8	226	Jr.	Jr.	Marietta, GA/Westminster School
46	Adam Shibley	LB	6-0 1/8	225	Gr.	Sr.	Cleveland, OH/St. Ignatius/Michigan
47	Jason Onye	DL	6-4 1/2	289	Fr.	Fr.	North Providence, RI/Bishop Hendricken
48	Will Schweitzer	DL	6-4	225	Fr.	Fr.	Los Gatos, CA/Los Gatos
49	Mike Graves	CB	5-7 7/8	190	Sr.	Sr.	Los Angeles, CA/Loyola
50	Rocco Spindler	OL	6-4 5/8	300	Fr.	Fr.	Clarkston, MI/Clarkston
52	Bo Bauer	LB	6-2 3/4	233	Sr.	Sr.	Harborcreek, PA/Cathedral Prep
52	Zeke Correll	OL	6-3	295	Jr.	So.	Cincinnati, OH/Anderson
53	Quinn Murphy	OL	6-5 1/4	305	Jr.	So.	Duxbury, MA/Duxbury
54	Blake Fisher	OL	6-6	335	Fr.	Fr.	Avon, IN/Avon
54	Jacob Lacey	DL	6-1 5/8	275	Jr.	Jr.	Bowling Green, KY/South Warren
55	Jarrett Patterson	OL	6-4 1/2	307	Sr.	Jr.	Laguna Hills, CA/Mission Viejo
56	Howard Cross III	DL	6-0 7/8	275	Jr.	So.	Paramus, NJ/Saint Joseph Regional
56	John Dirksen	OL	6-5 1/8	306	Sr.	Jr.	Maria Stein, OH/Marion Local
57	Jayson Ademilola	DL	6-3	280	Sr.	Sr.	Jackson, NJ/St. Peter's Prep
62	Cain Madden	OL	6-2 1/2	310	Gr.	*Sr.	South Webster, OH/Minford/Marshall
64	Max Siegel II	OL	6-1 5/8	290	Sr.	Jr.	Fishers, IN/Brebeuf Jesuit
65	Michael Vinson	LS	6-2	230	Sr.	Jr.	Winnetka, IL/New Trier
68	Michael Carmody	OL	6-5 1/2	290	So.	Fr.	Mars, PA/Mars Area
71	Brennan Wicks	OL	6-5	310	So.	Fr.	Forestville, MD/Bishop McNamara
72	Caleb Johnson	OL	6-5 5/8	287	Fr.	Fr.	Ocala, FL/Trinity Catholic
73	Andrew Kristofic	OL	6-5 1/4	295	Jr.	So.	Gibsonia, PA/Pine-Richland
75	Josh Lugg	OL	6-6 7/8	305	Gr.	Sr.	Wexford, PA/North Allegheny Senior
76	Joe Alt	OL	6-7 5/8	305	Fr.	Fr.	North Oaks, MN/Totino-Grace
77	Quinn Carroll	OL	6-6 5/8	313	Jr.	So.	Edina, MN/Edina
78	Pat Coogan	OL	6-5 1/8	305	Fr.	Fr.	Palos Heights, IL/Marist
79	Tosh Baker	OL	6-8	307	So.	Fr.	Scottsdale, AZ/Pinnacle
80	Cane Berrong	TE	6-3 1/2	235	Fr.	Fr.	Hartwell, GA/Hart County Comprehensive
81	Jack Polian	WR	6-0 1/8	174	Fr.	Fr.	Ponte Vedra, FL/Ponte Vedra
83	Jayden Thomas	WR	6-1 1/2	215	Fr.	Fr.	Paulding County, GA/Pace Academy
84	Kevin Bauman	TE	6-4 1/2	242	So.	Fr.	Red Bank, NJ/Red Bank Catholic
85	George Jakacs	TE	6-6	247	Sr.	Jr.	Naples, FL/Gulf Coast
86	Conor Ratigan	WR	5-11 5/8	182	Jr.	So.	Granger, IN/St. Joseph
87	Michael Mayer	TE	6-4 1/2	251	So.	So.	Independence, KY/Covington Catholic
88	Mitchell Evans	TE	6-5 1/8	250	Fr.	Fr.	Wadsworth, OH/Wadsworth
89	Charlie Selna	TE	6-6 1/8	252	So.	Fr.	Atherton, CA/Sacred Heart Prep
90	Alexander Ehrensberger	DL	6-6 7/8	255	So.	Fr.	Dusseldorf, Germany/Theodor-Fliedner Gymnasium
91	Josh Bryan	K	5-11 5/8	183	Fr.	Fr.	Valencia, CA/Sierra Canyon
92	Aidan Keanaaina	DL	6-3	310	So.	Fr.	Brighton, CO/J.K. Mullen
93	Zane Heemsoth	DL	6-5	245	Jr.	So.	Elmhurst, IL/York
95	Myron Tagovailoa-Amosa	DL	6-2 1/2	268	Gr.	Sr.	Ewa Beach, HI/Kapole
97	Gabriel Rubio	DL	6-5 1/4	290	Fr.	Fr.	St. Louis, MO/Lutheran of St. Charles County
98	Harrison Leonard	K/P	5-10 3/8	193	Jr.	So.	Jamestown, RI/Avon Old Farms School
99	Rylie Mills	DL	6-5 1/8	283	So.	So.	Lake Bluff, IL/Lake Forest

* - Super Senior

Note: Class years are academic enrollment; Eligibility is in regards to on the field.

57	Jayson Ademilola	add-ah-ME-low-la
9	Justin Ademilola	add-ah-ME-low-la
4	Litchfield Ajavon	adge-AH-von
26	Leo Albano	al-BAHN-o
38	Sam Assaf	Aye-saff
84	Kevin Bauman	Bow (take a bow)-man
80	Cane Berrong	Burr-ong
12	Jordan Botelho	Bo-tell-o
28	TaRiq Bracy	tuh-Rlque
12	Tyler Buchner	Buck-ner
8	Cole Capen	Cape-un
17	Jack Coan	Cone

78	Pat Coogan	Cooo-gun
52	Zeke Correll	Core-ell
39	Jonathan Doerer	DOOR-er
90	Alexander Ehrensberger	Air-ens-ber-ger
28	Griffin Eifert	Eye-fert
34	Osita Ekwonu	oh-SEE-tuh-e-KWAN-ooo
24	Audric Estime	ES-tim-MAY
20	C'Bo Flemister	SEE-bo
11	Ramon Henderson	RAH-moan
29	Khari Gee	CAR-ee G
41	Kurt Hinish	HI-nish

7	Isaiah Foskey	Foss key
42	Giovanni Ghilotti	Gio-vahnni Juh-lot-ee
92	Aidan Keanaaina	Key-aw-nah-eye-nah
44	Kahanu Kia	kuh-HAWN-ooo KEY-uh
73	Andrew Kristofic	kris-TAH-fik
8	Marist Liufau	lee-UH-fow
87	Michael Mayer	Mayor
13	Paul Moala	mo-ALA
47	Jason Onye	own-yay
31	Nana Osafo-Mensah	nah-nah oh-SAH-fo MEN-suh
44	Alex Peitsch	Pie-sh

11	Ron Powulus III	PAUL-us
36	Eddie Scheidler	SHIDE-ler
48	Will Schweitzer	Sh-white-zer
50	Rocco Spindler	Rock-o
95	Myron Tagovailoa-Amosa	tounge-uh-vai-LO-uh uh-MOE-suh
85	George Takacs	tak-ISS

NOTRE DAME OFFENSE

Pos.	No.	Name	Ht.	Wt.	Class	Elig.*
WR	4	Kevin Austin Jr.	6-2	215	Sr.	Jr.
	5	Joe Wilkins Jr.	6-1 ½	195	Sr.	Jr.
WR	3	Avery Davis	5-11	202	Gr.	Sr.
	13	Lawrence Keys III	5-10 3/8	176	Sr.	Jr.
LT	54	Blake Fisher	6-6	335	Fr.	Fr.
	68	Michael Carmody	6-5 ½	290	So.	Fr.
LG	52	Zeke Correll	6-3	295	Jr.	So.
	50	Rocco Spindler	6-4 5/8	300	Fr.	Fr.
C	55	Jarrett Patterson	6-4 ½	307	Sr.	Jr.
	73	Andrew Kristofic	6-4 ¼	295	Jr.	So.
RG	62	Cain Madden	6-2 ½	310	Gr.	*Sr.
	56	John Dirksen	6-5 1/8	306	Sr.	Jr.
RT	75	Josh Lugg	6-6 7/8	305	Gr.	Sr.
	79	Tosh Baker	6-8	307	So.	Fr.
TE	87	Michael Mayer	6-4 ½	251	So.	So.
	85	George Takacs	6-6	247	Sr.	Jr.
or	84	Kevin Bauman	6-4 ½	242	So.	Fr.
WR	0	Braden Lenzy	5-11 3/8	182	Sr.	Jr.
	21	Lorenzo Styles Jr.	6-1 1/8	195	Fr.	Fr.
QB	17	Jack Coan	6-3 ¼	223	Gr.	Sr.
	10	Drew Pyne	5-11 ½	200	So.	Fr.
	12	Tyler Buchner	6-1	215	Fr.	Fr.
RB	23	Kyren Williams	5-9	199	Jr.	So
	25	Chris Tyree	5-9 ½	190	So.	So.
	20	C'Bo Flemister	5-11 ¼	201	Sr.	Jr.

NOTRE DAME DEFENSE

Pos.	No.	Name	Ht.	Wt.	Class	Elig.*
VYP	7	Isaiah Foskey	6-5	260	Jr.	So.
	9	Justin Ademilola	6-1 ¾	255	Sr.	Jr.
	12	Jordan Botelho	6-2 ½	245	So.	So.
DT	57	Jayson Ademilola	6-3	280	Sr.	Sr.
	99	Rylie Mills	6-5 1/8	283	So.	So.
	54	Jacob Lacey	6-1 5/8	275	Jr.	Jr.
NG	41	Kurt Hinish	6-1 ¾	300	Gr.	*Sr.
	56	Howard Cross III	6-0 7/8	275	Jr.	So.
	54	Jacob Lacey	6-1 5/8	275	Jr.	Jr.
DE	95	Myron Tagovailoa-Amosa	6-2 ½	268	Gr.	Sr.
	31	Nana Osafo-Mensah	6-3 1/8	250	Jr.	So.
	90	Alexander Ehrensberger	6-6 7/8	255	So.	Fr.
WILL	27	JD Bertrand	6-1	230	Jr.	So.
	33	Shayne Simon	6-2 ¾	233	Sr.	Sr.
MIKE	40	Drew White	6-0 ¼	228	Gr.	Sr.
	52	Bo Bauer	6-2 ¾	233	Gr.	Sr.
ROV	24	Jack Kiser	6-1 5/8	222	Jr.	So.
	10	Isaiah Pryor	6-1 ½	217	Gr.	Sr.
or	13	Paul Moala	5-11 ½	222	Sr.	Jr.
CB	5	Cam Hart	6-2 ½	205	Jr.	So.
	11	Ramon Henderson	6-2 ½	207	So.	So.
FS	14	Kyle Hamilton	6-4	220	Jr.	Jr.
	2	DJ Brown	6-0 3/8	200	Sr.	Jr.
SS	3	Houston Griffith	6-0 ¼	202	Gr.	Sr.
	16	KJ Wallace	5-10 ¼	185	Jr.	So.
CB	6	Clarence Lewis	5-11 ½	193	So.	So.
	28	TaRiq Bracy	5-10 1/8	177	Sr.	Sr.

NOTRE DAME SPECIAL TEAMS

Pos.	No.	Name	Ht.	Wt.	Class	Elig.*
KO	39	Jonathan Doerer	6-3	197	Gr.	*Sr.
	91	Josh Bryan	5-11 5/8	183	Fr.	Fr.
PK	39	Jonathan Doerer	6-3	197	Gr.	*Sr.
	91	Josh Bryan	5-11 5/8	183	Fr.	Fr.
P	19	Jay Bramblett	6-1 ½	197	Jr.	Jr.
	39	Jonathan Doerer	6-3	197	Gr.	*Sr.
LS	65	Michael Vinson	6-2	230	Sr.	Jr.
	44	Alex Peitsch	6-1 1/8	210	So.	Fr.

NOTRE DAME SPECIAL TEAMS

Pos.	No.	Name	Ht.	Wt.	Class	Elig.*
HLD	19	Jay Bramblett	6-1 ½	197	Jr.	Jr.
	30	Jake Rittman	6-2 ½	210	Sr.	Jr.
PR	29	Matt Salerno	6-0 5/8	199	Sr.	Jr.
	13	Lawrence Keys III	5-10 3/8	176	Sr.	Jr.
KR	25	Chris Tyree	5-9 ½	190	So.	So.
	29	Matt Salerno	6-0 5/8	199	Sr.	Jr.

*Indicates years of eligibility remaining entering the 2020 season (class indicates academic year)

NOTRE DAME STADIUM

- In its 93rd season as the home of Fighting Irish Football, Notre Dame boasts a 363-114-5 (.758) record in Notre Dame Stadium.



HOME FIELD WIN STREAK

- Notre Dame has won 24-straight games at home dating back to Sept. 30, 2017, starting with a victory over Miami (Ohio) and extending to the 2020 win over Syracuse (45-23).
- It continues the modern-era record for longest home winning streak for the Irish (28-straight from 1942-50). With the 52-0 shutout of South Florida, the Irish topped the previous modern streak of 19-straight from 1987-90.
- Clemson is the only Power 5 program that boasts a home streak of more than 24 games:

School	Home Winning Streak
Clemson	28
NOTRE DAME	24
Ohio State	23

- With the win over Syracuse in the 2020 home finale, the Irish completed an undefeated home slate for the third-consecutive season, after two-straight perfect home seasons in 2018-19.
- Notre Dame had not achieved three-straight undefeated home seasons since 1987-89.
- Football student-athletes who are true seniors have not lost a home game in their careers and boast a 19-0 record in Notre Dame Stadium.

BEATING NO. 1 AT HOME

- The last two times the Irish have played at Notre Dame Stadium as a top-five team against a No. 1 program, the Irish are undefeated (1993 vs. Florida State and 2020 vs. Clemson).

IRISH IN SEASON OPENERS

- Notre Dame is 108-17-5 (.850) in season openers, with victories in 28 of the last 34 lid-lifters.
- The Irish are 25-5-2 in true road games to open the season.
- The last time the Irish started on the road to begin the season, they defeated Louisville, 35-17, to open the 2019 campaign.
- In nine of the last 11 seasons, the Irish have scored the first points in the season's opening game.
- The Irish are 9-2 in season-openers under Brian Kelly.
- Since 1958, the Irish are 37-4 (.902) in the season opener when scoring first, while they are 14-6 when the opponent registers the first score.
- In 2020, the Irish won the opener against Duke, 27-13, after the Blue Devils notched the first points after a field goal in the first quarter.
- In the 108 seasons Notre Dame has won its opener, the Irish have gone on to post a winning record 93.5 percent of the time (101 seasons).

INDIVIDUAL SEASON OPENER RECORDS

Category	Person	Stat	Opp.	Date
Total Offense	Tommy Rees	341	Temple	8/31/2013
Rushing Yards	Angelo Dabiero	176 (1 TD)	Oklahoma	9/30/1961
Rushing TDs	Rashon Powers-Neal Everett Golson	3	Pittsburgh Rice	9/3/2005 8/30/2014
Passing Yards	Tommy Rees	346	Temple	8/31/2013
Pass Attempts	Brady Quinn	47	BYU	9/4/2004
Pass Comple-tions	Brady Quinn	26	BYU	9/4/2004
TD Passes	Ron Powlus Jimmy Clausen	4	North-western Nevada	9/3/1994 9/5/2009
Receptions	Jim Seymour	13	Purdue	9/24/1966
Receiving Yards	Jim Seymour	276	Purdue	9/24/1966
TD Recep-tions	Jim Seymour Michael Floyd	3	Purdue Nevada	9/24/2966 9/5/2009
All-Purpose Yds.	Willie Maher	361	Kalamazoo	9/29/1923
Points (Kicking)	Nicholas Setta	17	Washing-ton St.	9/6/2003
Field Goals	Nicholas Setta	5	Maryland Washington St.	8/31/2002 9/6/2003
Kick Return Yds.	Paul Castner	253	Kalamazoo	9/30/1922
Punt Return Yds.	Vince McNally	225	Beloit	10/2/1926
Intercep-tions	Shane Walton	3	Maryland	9/31/2002
Tackles	Courtney Watson	18	Nebraska	9/8/2001

TEAM OPENER RECORDS

Category	Stat	Opp.	Season
Points Scored	116 (W, 116-7)	St. Viator	1912
Points in Quarter	35 (first)	Kalamazoo	1921
Points in Half	64 (second)	St. Viator	1912
Points Allowed	33 (L, 3-33)	Georgia Tech	2007
Points Allowed Qtr.	17 (first)	Nebraska	2001
Points Allowed Half	27 (first)	Nebraska	2001

AMONG THE NATIONS BEST

- Since the start of 2018, Notre Dame is 33-5 (.868). That rate ranks fourth among all teams who have made an appearance in the College Football Playoff since its inception in 2014.
- Among those teams, Notre Dame is one of just four teams that have totaled five or fewer losses since the beginning of 2018.
- The Irish are one of five teams who have made playoff appearances in multiple seasons.

School	Record Since 2018	Win Pct.
Clemson	39-3	.929
Alabama	38-3	.927
Ohio State	33-3	.917
NOTRE DAME	33-5	.868
Oklahoma	33-6	.846
Georgia	31-7	.816
LSU	30-8	.789
Oregon	25-9	.735
Washington	21-10	.677
Michigan State	16-17	.485
Florida State	14-20	.412

2021 CAPTAINS

- Dick Corbett Head Football Coach Brian Kelly announced seven team captains for Notre Dame's 2021 football campaign this fall. They include Avery Davis, Kyle Hamilton, Kurt Hinish, Jarrett Patterson, Myron Tagovailoa-Amosa, Drew White and Kyren Williams. All seven players were SWAT captains during the summer workouts.
- The seven captains tie for the most in a single season in Notre Dame history. The Irish named seven captains prior to the 2017 and 2019 seasons.

IRISH IN THE POLLS

- The Irish enter the 2021 season ranked No. 7 in the USA Today Coaches Poll and No. 9 in the AP Poll.
- The No. 7 ranking is the highest preseason ranking for the Irish in the Brian Kelly Era.
- It is the highest preseason ranking since they went into the 2006 campaign ranked No. 3 in the country.
- Notre Dame has been ranked in the AP Top 25 for 63-consecutive weeks, the longest such streak for the Irish since the 1994 season (124 weeks).

FLORIDA STATE - THE LAST TIME

- **October 10, 2020 - Notre Dame 42, Florida State 26:** Fifth-ranked Notre Dame (3-0, 2-0 ACC) used the ground game to run past the Florida State Seminoles (1-3, 0-3 ACC), 42-26, at Notre Dame Stadium (10,049). Sophomore running back Kyren Williams had a career day, compiling 185 rushing yards on 19 carries with two rushing touchdowns. It was the most rushing yards by an Irish player since 2018 when Dexter Williams had 202, also against Florida State.
- Freshman Chris Tyree also contributed to the successful night on the ground, totaling 103 yards on 11 carries with one touchdown. All-in-all, Williams and Tyree averaged over nine yards per carry.
- Graduate student Ian Book finished the night 16-for-25 for 201 yards while adding 58 yards on the ground. He recorded three touchdowns on the night, one on the ground and two through the air. Furthermore, Book tied Jimmy Clausen for the third-most career passing touchdowns, as he now sits at 60 in his career.
- With the win, Notre Dame extended its program-best home winning streak to 21 games.

SERIES HISTORY

FLORIDA STATE (4-6-0)
H: 3-1-0; A: 1-2-0; N: 0-3-0
Brian Kelly Era: 2-2

Location (BK Era)	Year	Score
Camping World Stadium	2011	FSU 18, ND 14
Doak Campbell Stadium	2014	FSU 31, ND 27
Notre Dame Stadium	2018	ND 42, FSU 13
Notre Dame Stadium	2020	ND 42, FSU 26

FLORIDA STATE CONNECTIONS

- Notre Dame Wide Receivers Coach Del Alexander was an assistant at Arizona State from 2012-16. During that time he was on the staff with a number of current Florida State coaches including Head Coach Mike Norvell (2012-15), Offensive Coordinator Kenny Dillingham (2014-15), and Deputy Head Coach/Tight Ends Coach Chris Thomsen (2013-16).

Notre Dame - Consecutive Weeks Appearing in the AP Poll	Seasons
124	1987-1994
97	1969-1975
75	1942-1950
63	2017-Current
46	1952-1956
41	1964-1967

- The 63-week run currently ranks fourth among all FBS active streaks, which do not include teams who were not listed in the initial AP polls at the beginning of the 2020 season (Big Ten and Pac-12).

Team	Weeks	Seasons
Alabama	214	2008-21
Clemson	103	2014-21
Georgia	67	2017-21
NOTRE DAME	63	2017-21
Florida	46	2018-21
Cincinnati	29	2019-21

CHASING ROCKNE

- Head coach Brian Kelly enters his 12th season at the helm of the Fighting Irish and is on the tail of one of the greatest coaches in team history.
- Kelly sits second all-time in wins at Notre Dame with 102⁺ and is just three shy of tying Knute Rockne for the most all time in Notre Dame history.
- Kelly stands alone as the only Irish coach in history to post six seasons with 10 wins or more (2012⁺, 2015, 2017, 2018, 2019 and 2020).
- Kelly is just the second coach in Notre Dame history to coach 12 or more years in South Bend (Rockne - 13).
- Last season, Kelly eclipsed the 100-win plateau after a 45-31 road win over Boston College, which tied Lou Holtz for second all-time in wins.
- The very next week, Kelly surpassed Holtz when the Irish defeated No. 19 North Carolina on the road, 31-17.

RUN IT BACK

- The Irish return a stable of experienced running backs heading into the 2021 season.
- Led by the 2020 Second Team All-American and ACC Rookie of the Year **Kyren Williams**, the Irish return 2,010 rushing yards from the previous season.
- **Chris Tyree** and **C'Bo Flemister** round out the running back group returning from last season and the trio all had at least one 100-yard rushing game in 2020.
- The Irish were one of three Power 5 teams to have 100-yard rushing performances from three or more players.
- The Irish were one of just two schools to have three separate running backs achieve that feat in 2020.

- Williams burst onto the scene early last season, hitting the 100-yard rushing mark in three of the first four games of the season. He earned ACC Rookie of the Week in each of those three weeks and was named ACC Running Back of the Week after the 112-yard rushing, two touchdown performance in his first career start against Duke.
- He had the best start of his career in the 42-26 win over Florida State after he racked up 185 yards on 19 carries and two touchdowns.
- Williams tallied his first three touchdown performance in the win over No. 1 Clemson. He posted 140 yards on 23 rushes, including a 65-yard rush for a touchdown on the first drive of the game. He earned his second ACC Running Back of the Week honor in the win.
- In the road win over No. 19 North Carolina, Williams was named ACC Running Back of the Week following his 23 rushes for 124 yards and three total touchdowns. He eclipsed the 1,000-yard mark for the season and was the first Irish running back to hit that number since Josh Adams in 2017.
- In the College Football Playoff Semifinal against No. 1 Alabama, Williams tallied his 13th rushing touchdown of the season. It was the most by an Irish running back since Autry Denson tallied 15 in the 1998 season.
- Chris Tyree also had one of the best games of his young career in the win over Florida State, eclipsing the 100-yard mark with 103 yards on 13 carries.
- Tyree and Williams were the first 100-yard rushing tandem for the Irish since 2017 against Southern Cal when Josh Adams and Brandon Wimbush both rushed for over 100-yards in the win.
- Tyree also went over the 100-yard plateau in the regular season finale against Syracuse. He busted off a 94-yard run for a touchdown which was the longest rushing play of the season for an Irish player. It is the longest rush since Dexter Williams scampered for a 97-yard touchdown against Virginia Tech in 2018.
- Flemister went over the 100-yard mark in the 52-0 win over South Florida. He rushed for 127 yards on the afternoon to break the 100-yard mark for the first time in his career.
- Flemister received the game ball after his 80 yards of all-purpose yards and two touchdown performance in the road win over Boston College.

NEW SHERIFF IN TOWN

- After Ian Book started 32 of the last 33 games for the Irish, there will be a new quarterback under center to begin the 2021 campaign.
- Brian Kelly announced on August 14 that graduate student **Jack Coan** will be the Irish starting quarterback when they take on Florida State in the season-opener.
- Coan comes to the Irish after spending four years at Wisconsin.
- He played in 25 games for the Badgers, and made 18 starts to finish with a 12-6 career record.
- Coan finished his career at UW third all-time in completion

HONORS & AWARDS

LB Bo Bauer (Jr.)

- Reese's Senior Bowl Watch List

P Jay Bramblett (Jr.)

- Ray Guy Award Watch List

QB Jack Coan (Gr.)

- Johnny Unitas Golden Arm Award Watch List

WR Avery Davis (Gr.)

- Team Captain
- Earl Campbell Tyler Rose Award Watch List
- Reese's Senior Bowl Watch List

S Kyle Hamilton (Jr.)

- Team Captain
- Walter Camp Preseason All-American First Team
- Associated Press Preseason All-American First Team
- Bednarik Award Watch List
- Paycom Jim Thorpe Award Preseason Watch List
- Nagurski Trophy Watch List
- Walter Camp Player of the Year Watch List
- Lott IMPACT Trophy Watch List

DL Kurt Hinish (Gr.)

- Team Captain

OL Josh Lugg (Sr.)

- Reese's Senior Bowl Watch List

OL Cain Madden (Gr.)

- Walter Camp Preseason All-American Second Team
- Associated Press Preseason All-American First Team
- Outland Trophy Watch List
- Rotary Lombardi Award Watch List
- Reese's Senior Bowl Watch List

TE Michael Mayer (So.)

- Biletnikoff Award Watch List
- John Mackey Award Watch List

OL Jarrett Patterson (Sr.)

- Team Captain
- Associated Press Preseason All-American Second Team
- Rimington Trophy Watch List
- Outland Trophy Watch List
- Rotary Lombardi Award Watch List

DL Myron Tagovailoa-Amosa (Gr.)

- Team Captain
- Allstate AFCA Good Works Team Nominee

percentage (68%) and third in pass efficiency rating (144.7).

- Prior to this season, Coan was named to the Johnny Unitas Golden Arm Award Watch List.

CHANGING OF THE GUARD

- After having one of the most experienced offensive lines in the country in 2020, the Irish will have a number of new faces on the line this year.
- **Jarrett Patterson** and **Josh Lugg** are the two most experienced lineman returning from the 2020 squad.
- Patterson, a team captain for 2021, has made 20 career starts in his career and is coming off a 2020 season where he was named an honorable mention All-American by Phil Steele.
- Heading into this season, Patterson was named to the Rimington Trophy, Outland Trophy and Rotary Lombardi Award Watch Lists.
- Lugg has played in 36 games and made seven starts on the line.
- In 2020, he played in 11 of 12 games and made three starts for the offensive line that was a finalist for the Joe Moore Award.
- Prior to this season, Lugg was one of six Irish named to the Reese's Senior Bowl Watch List.
- An impact transfer who will help the Irish on the offensive line is **Cain Madden** who joins the Irish from Marshall.
- Madden was a 2020 Walter Camp Second Team All-American and an AP Second Team All-American.
- He started 9-of-10 games for the Thundering Herd last season and the offensive line paved the way for Marshall to outrush their opponents in 7-of-10 games and outpass opponents in six.
- Prior to the 2021 season, Madden has earned preseason All-American honors from Walter Camp (first team) and the Associated Press (second team). He was also named to the Outland Trophy and Rotary Lombardi Award Watch Lists.
- Sophomore **Zeke Correll** will be in the mix this season after starting the final two games of the 2020 season. He has played in seven games over his career.
- An impact freshman in the mix to start right away for the Irish is five-star **Blake Fisher** from Avon, IN. Fisher would be the first true freshman to start on the line for the Irish since Robert Hainsey started in the Citrus Bowl against LSU in the 2017 season.
- The last time the Irish had a true freshman start on the offensive line in the season opener was Sam Young against Georgia Tech in 2006.

THE MAYER

- There were not many true freshmen in the country that made as big of an impact as tight end **Michael Mayer** in 2020.

- He played in all 12 games and made three starts in his first year with the blue and gold and got better as the season went on.
- He caught four or more passes in five of the final six games, including a season-best seven receptions against Alabama in the College Football Playoff Semifinal at the Rose Bowl. Mayer led the Irish receivers with 62 yards against the Crimson Tide.
- He tallied a season best 72 receiving yards on five receptions in the road win against Pitt. All five of his receptions resulted in an Irish first down.
- After the season, Mayer earned first team Freshman All-American recognition from The Athletic and was named to 247Sports True Freshman All-American team.
- Heading into the 2021 season, Mayer earned a spot on the Biletnikoff Award and John Mackey Award Watch Lists.

DEEP DEFENSIVE LINE

- Even after losing two starters from last year to the NFL Draft, the Irish bring back some of their most experienced players on the defensive line.
- Graduate student **Kurt Hinish** is the most experienced player returning on the team as he has played 50 games in his career, starting in 25-consecutive games over the past two seasons.
- In 2020, Hinish had the best season of his career with a career-best 19 tackles, 7.5 tackles-for-loss and 2.0 sacks.
- Hinish was one of the seven captains named prior to the 2021 season.
- Fellow graduate student **Myron Tagovailoa-Amosa** also brings a wealth of experience back on the line as he has logged 38 games played and 20 starts in his career.
- In 2020, Tagovailoa-Amosa posted career-high numbers with six tackles-for-loss and 2.5 sacks. After the season, he earned second team All-ACC honors.
- Heading into 2021, he joined Hinish in being named one of the seven team captains.
- Tagovailoa-Amosa is also on a number of watch lists heading into the season including the Nagurski Trophy, Wuerffel Trophy, Reese's Senior Bowl and Polynesian Player of the Year. He was also named to the AFCA Good Works Team this preseason.
- Senior **Jayson Ademilola** (2) and sophomore **Rylie Mills** (1) are amongst the group of returning defensive linemen who have starting experience.
- Other returners who look to make an impact on the line include sophomores **Isaiah Foskey** and **Howard Cross III**, and junior **Justin Ademilola**, who played in all 12 games last season rotating in on the line.
- Another experienced returner includes junior **Jacob Lacey** who saw game action in 11-of-12 games last season.

HONORS & AWARDS, CONT.

- Nagurski Trophy Watch List
- Wuerffel Trophy Watch List
- Reese's Senior Bowl Watch List
- Polynesian College Player of the Year Award Watch List

LS Michael Vinson

- Patrick Mannelly Award Watch List

RB Kyren Williams (So.)

- Team Captain
- Associated Press Preseason All-American First Team
- Maxwell Award Watch List
- Doak Walker Award Candidate
- Paul Hornung Award Watch List
- Walter Camp Player of the Year Watch List

LB Drew White (Sr.)

- Team Captain
- Reese's Senior Bowl Watch List

SUPER SECONDARY

- As with much of the Irish defense, experience reigns key, especially with the secondary unit.
- Leading the secondary cast is junior **Kyle Hamilton** who has played and started in 24-of-25 games through his first two seasons.
- In 2020, Hamilton led the defense with 63 tackles, including 51 solo. He was also one of seven defenders to tally an interception on the season.
- He had a career day in the ACC Championship game with a team and career high 10 tackles, including eight in the first half, and an interception on the first drive of the game.
- After the season, Hamilton earned All-American honors from the Football Writers Association (first team), Phil Steele (first team), the American Football Coaches Association (second team), Walter Camp (second team) and The Athletic (second team).
- 2021 is no different in terms of accolades for Hamilton. He was named a preseason first team All-American by Walter Camp and the Associated Press.
- Hamilton is also on a number of preseason watch lists including Bednarik Award, Thorpe Award, Nagurski Trophy, Lott IMPACT Trophy and Walter Camp Player of the Year Watch List.
- Fellow safety **Houston Griffith** joins Hamilton in bringing experience back to the secondary.
- Griffith has played in 36 games in his Irish career, including each game over the past two seasons.
- Last season, Griffith tied a career-best with 14 tackles, including a career-high 13 solo tackles.
- Sophomore **Clarence Lewis** burst onto the scene in his freshman season in 2020.
- He played in all 12 games and made six starts, including earning a start in just his second collegiate game.
- He earned ACC Defensive Back of the Week honors after recording a career-best 12 tackles and one forced fumble in the regular-season-finale win against Syracuse.
- The 12 tackles were the most by an Irish player since Julian Love had 12 in 2018 against Southern Cal.
- After the season, Lewis was named a second team Freshman All-American by The Athletic.
- Senior **TaRiq Bracy** also brings back experience to the secondary as he has played in 31 games over the past three seasons.

LETHAL LINEBACKERS

- Senior captain **Drew White** leads the group of returning linebackers back who look to thrive in Marcus Freeman's new defense.
- White has played in 29 career games and made starts in 24 of the last 25 games for the Irish.
- He earned the game ball in Notre Dame's road win over No. 19 North Carolina, after posting five tackles, 2.0

tackles-for-loss, 0.5 sacks and one pass breakup.

- White led the Irish with nine tackles in the College Football Playoff Semifinal Game against Alabama.
- Heading into this season, he was named a team captain and is on the Reese's Senior Bowl Watch List.
- Another linebacker worth noting is senior **Shayne Simon** who has played in 11 games and made eight starts last season.
- In his 2020 campaign, Simon posted a career-best 14 tackles and four pass breakups on the year.
- His career-best-performance came in the win over No. 1 Clemson when he tallied four tackles, two pass breakups and one tackle-for-loss.
- Sophomore **Jack Kiser** adds to the Irish depth at linebacker after coming onto the scene in 2020 against South Florida.
- In his first career start, he led the Irish with eight tackles (seven solo) and added 2.0 tackles-for-loss and one QB hurry. After the game, Kiser was awarded the game ball.
- Another sophomore in the mix at linebacker is **JD Bertrand**.
- Bertrand played in 11 games last season, mainly on special teams. He has played in 15 games over the past two seasons.



NOTRE DAME ACC SCHEDULING AGREEMENT

- In a partnership that began in 2014, the University of Notre Dame and the Atlantic Coast Conference agreed to schedule the Irish to play, on average, five ACC opponents each season. Originally scheduled through the 2025 season, the games have now been scheduled through the 2037 campaign.
- Notre Dame is 32-7 (.821) against ACC opponents since the scheduling agreement began during the 2014 season:

Year	Opponent	H/A/N	W/L	Score
2014	Syracuse	N	W	31-15
2014	North Carolina	H	W	50-43
2014	Florida State	A	L	27-31
2014	Louisville	H	L	28-31
2015	Virginia	A	W	34-27
2015	Georgia Tech	H	W	30-22
2015	Clemson	A	L	22-24
2015	Pittsburgh	A	W	42-30
2015	Wake Forest	H	W	28-7
2015	Boston College	N	W	16-13
2016	Duke	H	L	35-38
2016	Syracuse	N	W	50-33
2016	NC State	A	L	3-10
2016	Miami	H	W	30-27
2016	Virginia Tech	H	L	31-34
2017	Boston College	A	W	49-20
2017	North Carolina	A	W	33-10
2017	NC State	H	W	35-14
2017	Wake Forest	H	W	48-37
2017	Miami	A	L	8-41
2018	Wake Forest	A	W	56-27
2018	Virginia Tech	A	W	45-23
2018	Pittsburgh	H	W	19-14
2018	Florida State	H	W	42-13
2018	Syracuse	N	W	36-3
2019	Louisville	A	W	35-17
2019	Virginia	H	W	35-20
2019	Virginia Tech	H	W	21-20
2019	Duke	A	W	38-7
2019	Boston College	H	W	40-7
2020~	Duke	H	W	27-13
2020~	Florida State	H	W	42-26
2020~	Louisville	H	W	12-7
2020~	Pittsburgh	A	W	45-3
2020~	Georgia Tech	A	W	31-13
2020~	Clemson	H	W	47-40 (20T)
2020~	Boston College	A	W	45-31
2020~	North Carolina	A	W	31-17
2020~	Syracuse	H	W	45-21

- In 2020, the Irish went 9-0 in ACC play, with wins over Duke, Florida State, Louisville, Pitt, Georgia Tech, Clemson, Boston College, North Carolina and Syracuse.
- In 2019, the Irish went undefeated against the ACC, beating Louisville, Virginia, Virginia Tech, Duke and Boston College as part of the scheduling agreement.
- The Irish improved to 23-1 in regular-season games against Atlantic Coast Conference opponents over the last four seasons (2017-20).
- Notre Dame has won eight-straight ACC road games and 12-consecutive ACC home games.
- There have been, and in the future there will be, seasons when the Irish face just four ACC opponents but will eventually even out the agreement by facing six ACC teams in another year (this occurred in 2014 and 2015 and is set to occur in 2021-22 and 2022-23).

NOTRE DAME ACC FUTURE SCHEDULES

Year	Opponent	H/A/N
2021	*Florida State	A
2021	Virginia Tech	A
2021	North Carolina	H
2021	Virginia	H
2021	Georgia Tech	H
2022	North Carolina	A
2022	Syracuse	A
2022	Boston College	H
2022	Clemson	H
2023	NC State	A
2023	Duke	A
2023	Louisville	A
2023	Wake Forest	H
2023	Clemson	A
2023	Pittsburgh	H
2024	Miami	H
2024	Georgia Tech	A
2024	Florida State	H
2024	Virginia	H
2025	Miami	A
2025	NC State	H
2025	Boston College	A
2025	Pittsburgh	A
2025	Syracuse	H
2026	Florida State	A
2026	Louisville	H
2026	North Carolina	A
2026	Syracuse	H
2026	Virginia	H
2027	Clemson	A
2027	Duke	A
2027	Georgia Tech	H
2027	Virginia Tech	H
2027	Wake Forest	A
2028	Boston College	H
2028	Clemson	H
2028	Miami	H
2028	Pittsburgh	A
2028	Virginia Tech	A
2029	Florida State	A
2029	Georgia Tech	H
2029	NC State	A
2029	Syracuse	A

2029	Wake Forest	H
2030	Boston College	A
2030	Duke	H
2030	Florida State	H
2030	Louisville	A
2030	North Carolina	H
2031	*Clemson	A
2031	Miami	H
2031	North Carolina	A
2031	NC State	H
2031	Virginia	A
2032	Florida State	H
2032	Georgia Tech	A
2032	Louisville	H
2032	Miami	A
2032	Wake Forest	H
2033	Boston College	A
2033	Duke	A
2033	Louisville	A
2033	Pittsburgh	H
2033	Virginia Tech	H
2034	Clemson	H
2034	Miami	A
2034	Pittsburgh	A
2034	Syracuse	H
2034	Virginia	H
2035	Boston College	H
2035	Duke	H
2035	Louisville	A
2035	NC State	A
2035	Virginia	A
2036	Florida State	H
2036	Georgia Tech	A
2036	North Carolina	A
2036	Pittsburgh	H
2036	*Virginia Tech	A
2037	Clemson	A
2037	Miami	H
2037	NC State	H
2037	Syracuse	A
2037	Wake Forest	A

* - Labor Day Sunday

~~ Irish received new schedule as part of 2020 ACC membership









IRISH VS. THE ATLANTIC COAST CONFERENCE

Team	Home				Away				Neutral				Overall			
	W	L	T	%	W	L	T	%	W	L	T	%	W	L	T	%
Boston College	8	5	0	0.615	6*	4	0	0.600	3	0	0	1.000	17*	9	0	0.654
Clemson	1	1	0	0.500	1	1	0	0.500	0	2	0	0.000	2	4	0	0.333
Duke	4	1	0	0.800	1	1	0	0.500	0	0	0	0.000	5	2	0	0.714
Florida State	3	2	0	0.600	1	1	0	0.500	0	3	0	0.000	4	6	0	0.400
Georgia Tech	16	3	0	0.842	13	2	1	0.844	0	1	0	0.000	29	6	1	0.819
Louisville	1	1	0	0.500	1	0	0	0.000	0	0	0	0.000	2	1	0	0.667
Miami (Fla.)	9	1	0	0.900	6	7	1	0.464	2	0	0	1.000	17*	8	1	0.673
North Carolina	12	0	0	1.000	6	2	0	0.750	1	0	0	1.000	19	2	0	0.905
NC State	1	0	0	1.000	0	1	0	0.000	0	1	0	0.000	1	2	0	0.333
Pittsburgh	21	10	0	0.667	29	11	1	0.720	0	0	0	0.000	50*	21	1	0.701
Syracuse	3	1	0	0.750	1	1	0	0.500	3	1	0	0.750	7	3	0	0.700
Virginia	1	0	0	1.000	1	0	0	1.000	1	0	0	1.000	3	0	0	1.000
Virginia Tech	1	1	0	0.500	1	0	0	1.000	0	0	0	0.000	2	1	0	0.667
Wake Forest	2*	0	0	1.000	2	0	0	1.000	0	0	0	0.000	4	0	0	1.000
TOTAL	83	26	0	0.761	68*	31	3	0.681	11	8	0	0.579	161	65	3	0.712

* - Includes 20 regular-season wins and two postseason appearances vacated under discretionary NCAA penalty.

2021 NOTRE DAME OPPONENT UPDATE

Rk	Team	Record	Last Week	This Week	Next Week
NR/RV		0-0 0-0 in ACC		vs. Notre Dame 7:30 p.m. ET	vs. Jacksonville St. 8 p.m. ET
		0-0 0-0 in MAC		vs. Norfolk State 7 p.m. ET	at Notre Dame 2:30 p.m. ET
		0-0 0-0 in B1G		vs. Oregon State 7 p.m. ET	at UConn 3 p.m. ET
12/15		0-0 0-0 in B1G		vs. Penn State 12 p.m. ET	vs. E. Michigan 7 p.m. ET
8/10		0-0 0-0 in AAC		vs. Miami (OH) 3:30 p.m. ET	vs. Murray State 3:30 p.m. ET
NR/RV		0-0 0-0 in ACC		vs. North Carolina 6 p.m. ET	vs. Middle Tenn. 2 p.m. ET
15/14		0-0 0-0 in Pac-12		vs. San Jose State 5 p.m. ET	vs. Stanford 10:30 p.m. ET
10/9		0-0 0-0 in ACC		at Virginia Tech 6 p.m. ET	vs. Georgia State 7:30 p.m. ET
		0-0 0-0 in AAC		vs. Marshall 3:30 p.m. ET	vs. Air Force 3:30 p.m. ET
		0-0 0-0 in ACC		vs. William & Mary 7:30 p.m. ET	vs. Illinois 11 a.m. ET
		0-0 0-0 in ACC		vs. Northern Illinois 7:30 p.m. ET	vs. Kennesaw St. 12 p.m. ET
		0-0 0-0 in Pac-12		at Kansas State 12 p.m. ET	at Southern Cal 10:30 p.m. ET

ASSOCIATED PRESS TOP 25 -
August 16, 2021

Rk	Team (1st Place Votes)	Rec.	Points	Trend
1	Alabama (47)	0-0	1548	—
2	Oklahoma (6)	0-0	1462	—
3	Clemson (6)	0-0	1447	—
4	Ohio State (1)	0-0	1393	—
5	Georgia (3)	0-0	1364	—
6	Texas A&M	0-0	1223	—
7	Iowa State	0-0	1160	—
8	Cincinnati	0-0	1014	—
9	NOTRE DAME	0-0	1009	—
10	Oregon	0-0	999	—
11	North Carolina	0-0	968	—
12	Wisconsin	0-0	743	—
13	Florida	0-0	728	—
14	Miami	0-0	663	—
15	Southern Cal	0-0	660	—
16	LSU	0-0	631	—
17	Indiana	0-0	549	—
18	Iowa	0-0	513	—
19	Penn State	0-0	456	—
20	Washington	0-0	449	—
21	Texas	0-0	350	—
22	Coastal Carolina	0-0	232	—
23	Louisiana-Lafayette	0-0	208	—
24	Utah	0-0	176	—
25	Arizona State	0-0	125	—

Others receiving votes: Oklahoma State 107, Ole Miss 106, TCU 40, Liberty 36, Auburn 32, North Carolina State 14, Michigan 12, Northwestern 8, Nevada 7, Boise State 7, Ball State 6, Brigham Young 6, Houston 5, Boston College 5, UCF 5, West Virginia 3, UAB 2, Army 2, UCLA 2

COACHES POLL TOP 25-
August 10, 2021

Rk	Team (1st Place Votes)	Rec.	Points	Trend
1	Alabama (63)	0-0	1621	
2	Clemson	0-0	1508	
3	Oklahoma (2)	0-0	1481	
4	Ohio State	0-0	1435	
5	Georgia	0-0	1386	
6	Texas A&M	0-0	1286	
7	NOTRE DAME	0-0	1139	
8	Iowa State	0-0	1131	
9	North Carolina	0-0	999	
10	Cincinnati	0-0	979	
11	Florida	0-0	870	
12	Oregon	0-0	842	
13	LSU	0-0	664	
14	Southern Cal	0-0	655	
15	Wisconsin	0-0	654	
16	Miami	0-0	575	
17	Indiana	0-0	573	
18	Iowa	0-0	554	
19	Texas	0-0	427	
20	Penn State	0-0	422	
21	Washington	0-0	404	
22	Oklahoma State	0-0	216	
23	Louisiana-Lafayette	0-0	153	
24	Coastal Carolina	0-0	150	
25	Ole Miss	0-0	149	

Others receiving votes: Utah 145; Northwestern 120; Arizona State 90; Auburn 84; Liberty 68; Brigham Young 53; Texas Christian 48; Michigan 30; Central Florida 29; NC State 27; Boise State 27; Kentucky 20; San Jose State 18; Army 13; **Virginia Tech 9**; Missouri 8; UCLA 7; Tulsa 6; Pittsburgh 6; Boston College 6; Houston 5; Ball State 5; West Virginia 4; Southern Methodist 4; Appalachian State 4; UAB 3; Arkansas 3; Nevada 2; Mississippi State 2; Air Force 2; Stanford 1; Marshall 1; **Florida State 1**; California 1.



IRISH IN THE NFL (As of August 30)

Player	Team	Pos.	Notes
Josh Adams	NY Jets	RB	Fourth season
Aaron Banks	San Francisco	OL	First season
Alex Bars	Chicago	OL	Third season
Asmar Bilal	Las Vegas	LB	Second season
Ian Book	New Orleans	QB	First season
Miles Boykin	Baltimore	WR	Third season
Chase Claypool	Pittsburgh	WR	Second season
Te'von Coney	Las Vegas	LB	Third season
Scott Daly	Detroit	LS	Second season
Sheldon Day	Indianapolis	DT	Sixth season
Liam Eichenberg	Miami	OL	First season
Jalen Elliott	Detroit	S	Second season
Matthias Farley	Tennessee	S	Sixth season
Will Fuller V	Miami	WR	Sixth season
Alohi Gilman	LA Chargers	S	Second season
Robert Hainsey	Tampa Bay	OL	First season
Daelin Hayes	Baltimore	DL	First season
Bennett Jackson	NY Jets	S	Eighth season
J.J. Jansen	Carolina	LS	14th season
Tony Jones, Jr.	New Orleans	RB	Second season
Khalid Kareem	Cincinnati	DL	Second season
Cole Kmet	Chicago	TE	Second season
Tommy Kraemer	Detroit	OL	First season
Julian Love	NY Giants	CB	Third season
Cole Luke	Washington	CB	Fifth season
Alize Mack	Detroit	TE	Third season
Nick Martin	Las Vegas	C	Sixth season

IRISH IN THE NFL (As of August 30)

Player	Team	Pos.	Notes
Zack Martin	Dallas	OG	Eighth season
Nick McCloud	Buffalo	CB	First season
Mike McGlinchey	San Francisco	OT	Fourth season
Javon McKinley	Detroit	WR	First season
Sam Mustipher	Chicago	OL	Third season
Quenton Nelson	Indianapolis	OG	Fourth season
Ade Ogundeji	Detroit	DL	First season
Julian Okwara	Detroit	DL	Second season
Romeo Okwara	Detroit	DE	Sixth season
Jeremiah Owusu-Koramoah	Browns	LB	First season
Troy Pride, Jr.	Carolina	CB	Second season (injured reserve)
C.J. Prosise	Tampa Bay	RB	Sixth season
Isaac Rochell	Indianapolis	DT	Fifth season
Kyle Rudolph	NY Giants	TE	11th season
KeiVarae Russell	New Orleans	CB	Fifth season
Ben Skowronek	LA Rams	WR	First season
Harrison Smith	Minnesota	FS	10th season
Jaylon Smith	Dallas	ILB	Sixth season
Durham Smythe	Miami	TE	Fourth season
Eq. St. Brown	Green Bay	WR	Fourth season
Ronnie Stanley	Baltimore	OT	Sixth season
Jerry Tillery	LA Chargers	DT	Third season
Drue Tranquill	LA Chargers	LB	Third season
Tommy Tremble	Carolina	TE	First season
Stephon Tuitt	Pittsburgh	DE	Eighth season
Donte Vaughn	LA Chargers	CB	Second season
Dexter Williams	Green Bay	RB	Third season

NFL DRAFT

- With nine players selected in the 2021 NFL Draft, Notre Dame Football has totaled 520 draft picks over the tenure of the program. No other college football program has totaled more than the Irish.
- OL Liam Eichenberg (second round, Miami Dolphins), OL Aaron Banks (second round, San Francisco 49ers), LB Jeremiah Owusu-Koramoah (second round, Cleveland Browns), TE Tommy Tremble (third round, Carolina Panthers), OL Robert Hainsey (third round, Tampa Bay Buccaneers), QB Ian Book (fourth round, New Orleans Saints), DL Daelin Hayes (fifth round, Baltimore Ravens), DL Ade Ogundeji (fifth round, Atlanta Falcons) and WR Ben Skowronek (seventh round, Los Angeles Rams) represented the Irish in the 2021 NFL Draft.
- The nine draft picks were the most during the Brian Kelly era and the most all-time since the 1994 draft when 10 players were selected.

ALL-TIMERS

- Throughout the history of the Notre Dame Football Program, 571 total players have spent time on an active NFL roster. In 2020, eight former Irish players have made their debut appearance on a 53-man roster: Asmar Bilal, Chase Claypool, Alohi Gilman, Khalid Kareem, Cole Kmet, Sam Mustipher, Julian Okwara and Troy Pride Jr.

THE BRIAN KELLY FILE

39th year in coaching // 31st year as head coach // 12th year at Notre Dame

Alma Mater: Assumption College (1983)

School	Seasons	Record			Pct.
Grand Valley State	13	118	35	2	0.768
Central Michigan	3	19	16	0	0.543
Cincinnati	3	34	6	0	0.850
Notre Dame	11	102 [*]	39	0	0.732
TOTALS	30	273[*]	96	2	0.739

HONORS AND ACCOLADES

Year	Award
2018	Home Depot National Coach of the Year
2018	Stallings National Coach of the Year
2012	AP National Coach of the Year
2012	Walter Camp National Coach of the Year
2012	Sporting News National Coach of the Year
2012	Home Depot National Coach of the Year
2012	Liberty Mutual National Coach of the Year
2012	AFCA National Coach of the Year
2009	Home Depot National Coach of the Year

^{*} - Includes 20 regular-season wins and two postseason appearances vacated under discretionary NCAA penalty.

BRIAN KELLY - THE DICK CORBETT HEAD FOOTBALL COACH

- Winningest coach in FBS (273^{*} wins)
- One of only four active FBS coaches with more than 300 games as a head coach.
- With the win over North Carolina, Kelly passed Lou Holtz to claim sole possession of second all-time in program history in career wins (101^{*}) at Notre Dame. At the conclusion of the 2020 season, Kelly sits at 102 career wins and trails only Knute Rockne's 105.
- Joins Knute Rockne (13), Frank Leahy (11), Ara Parseghian (11) and Lou Holtz (11) as the only Notre Dame coaches to spend 10 or more seasons on the Irish sidelines.
- Only three-time winner of the Home Depot Coach of the Year Award ('09, '12, '18)
- With 10 or more wins in 2012^{*}, 2015, 2017, 2018, 2019 and 2020, Kelly is the only Notre Dame coaches to hit the double-digit mark in wins six times.
- With 10-win seasons in five of the last six years, Kelly is the first Irish coach to have five seasons of double-digit wins in a six-year stretch since Lou Holtz from 1988-93.
- Notched his first win over an AP No. 1 team with the 47-40 win over Clemson (Nov. 8, 2020)
- Ranks second in winning percentage among active FBS coaches (.739^{*}) who have coached in 300 or more career games (Nick Saban - .792).
- Second-youngest coach to reach 200 career victories at a major school.
- Has finished .500 or better in 28 of 30 seasons as a head coach.
- Boasts a 17-10 record in postseason as a head coach.
- Kelly is the first coach to post four or more shutouts in an Irish career since Lou Holtz.
- With the 52-20 win over Navy in 2019, Kelly became just the third coach in Notre Dame history with three or more wins of at least 25 points over ranked teams. Lou Holtz and Frank Leahy each secured eight such victories. Ara Parseghian and Dan Devine had two such victories apiece.

WINNINGEST ACTIVE FBS COACHES (By wins)

Rk.	Coach	School	Years	Record			Pct.
1.	BRIAN KELLY	NOTRE DAME	31	273[*]	96	2	.739
2.	Mack Brown	North Carolina	33	259	132	1	.662
3.	Nick Saban	Alabama	26	256	65	1	.797
4.	Willie Fritz	Tulane	25	183	102	0	.642
5.	Kirk Ferentz	Iowa	26	180	127	0	.586
6.	Gary Patterson	TCU	22	178	74	0	.706

ACTIVE FBS LONGEVITY

Rk.	Coach	School	Games
1.	Mack Brown	North Carolina	392
2.	BRIAN KELLY	NOTRE DAME	371[*]
3.	Nick Saban	Alabama	322
4.	Kirk Ferentz	Iowa	307
5.	Dave Clawson	Wake Forest	255

**WINNINGEST ACTIVE FBS COACHES
(By percentage, min. 5 years)**

Rk.	Coach	School	Years	Record			Pct.
1.	Dabo Swinney	Clemson	14	140	33	0	.809
2.	Nick Saban	Alabama	26	256	65	1	.797
3.	Lance Leipold	Kansas	15	146	39	0	.789
4.	Kirby Smart	Georgia	6	52	14	0	.788
5.	Jimbo Fisher	Texas A&M	12	109	33	0	.768
6.	Brian Harsin	Auburn	9	76	24	0	.760
7.	BRIAN KELLY	NOTRE DAME	31	273[*]	96	2	.739
8.	David Shaw	Stanford	11	90	36	0	.714
9.	Gary Patterson	TCU	22	178	74	0	.706
10.	Mike Houston	East Carolina	10	87	39	0	.690

MOST YEARS COACHING (ACTIVE FBS)

Rk.	Coach	School	Years
1.	Mack Brown	North Carolina	33
2.	BRIAN KELLY	NOTRE DAME	32
3.	Nick Saban	Alabama	26
4.	Kirk Ferentz	Iowa	26
5.	Dave Clawson	Wake Forest	22

All charts include coaches with five-plus seasons of FBS head coaching experience



THE RECORD WHEN...

Stat	Kelly's Career Record (W-L-T)			Kelly at ND Record (W-L)		2020 Record (W-L)	
Home (Includes Shamrock Series)	153	34	1	60	13	6	0
Away	106	54	1	31	20	4	0
Neutral	12	9	0	9	7	0	2
In overtime	7	5	0	3	3	1	0
Coming off a loss	50	28	0	16	12	0	1
Coming off a win	187	54	1	63	24	7	1
Coming off an open date	20	2	0	9	1	2	0
vs. AP Top 25	30	26	0	21	22	2	2
Both teams are in the AP Top 25	22	19	0	18	17	2	0
Neither team is in the AP Top 25	54	30	0	22	14	0	0
Team is ranked higher	92	14	0	70	11	9	1
Opponent is ranked higher	11	18	0	8	14	1	1
vs. In-State Opponents	76	22	2	6	0	0	0
In August	5	2	0	2	0	0	0
In September	83	35	0	31	12	2	0
In October	91	26	2	32	8	4	0
In November	79	26	0	31	13	3	0
In December	13	4	0	5	3	1	1
In January	1	5	0	1	4	0	1
On TV (except GVSU regular season)	131	47	0	101	39	10	2
On NBC	59	13	0	59	13	5	0
On NBCSN	3	0	0	3	0	0	0
On ABC	24	13	0	22	13	4	1
On ACCN	1	0	0	1	0	0	0
On ESPN	15	9	0	7	7	0	1
On ESPN2	8	2	0	1	0	0	0
On CBS	4	3	0	4	3	0	0
On CBS Sports Network	0	1	0	0	1	0	0
On FOX	2	3	0	2	3	0	0
On USA Network	1	0	0	1	0	1	0
Morning Games (kicks off before noon)	0	1	0	0	1	0	0
Afternoon Games	182	62	2	64	18	8	2
Night Games (6 p.m. or later)	90	33	0	37	20	2	0
Decided by three points or fewer	45	23	2	12	13	0	0
Decided by seven points or fewer	85	44	2	30	21	2	0
Scoring first	189	39	0	75	21	7	1
Opponent scores first	81	57	2	26	18	3	1
Leading at halftime	215	21	0	82	11	9	0
Tied at halftime	19	6	0	8	1	1	0
Trailing at halftime	35	69	2	10	27	0	2

THE RECORD WHEN...

Stat	Kelly's Career Record (W-L-T)			Kelly at ND Record (W-L)		2020 Record (W-L)	
Leading after three quarters	229	17	0	83	9	9	0
Tied after three quarters	13	6	0	5	5	1	0
Trailing after three quarters	28	73	0	11	25	0	2
Scoring 40+ points	104	3	0	36	2	6	0
Scoring 30-39 points	77	11	0	30	7	2	0
Scoring 20-29 points	68	36	1	25	14	1	0
Scoring 0-19 points	23	46	1	10	15	1	2
Allowing 40+ points	8	24	0	2	10	1	0
Allowing 30-39 points	20	37	0	9	15	1	2
Allowing 20-29 points	71	27	1	23	9	2	0
Allowing 0-19 Points	173	8	1	67	3	6	0
Outrushing opponent	213	29	1	76	8	10	0
Getting outrushed	54	66	2	23	31	0	2
Passing for more yards	177	61	1	64	28	7	0
Passing for fewer yards	94	32	1	37	11	3	2
Outgaining opponent	229	31	1	84	14	10	0
Outgained by opponent	41	62	1	17	25	0	2
Winning time of possession battle	145	30	0	56	8	9	2
Losing time of possession battle	125	64	2	45	31	1	0
Scoring a defensive or special teams TD	79	9	0	20	5	3	0
Allowing a defensive or special teams TD	25	31	0	11	12	1	0
Fewer penalty yards	87	46	1	49	21	6	2
More penalty yards	175	48	1	50	18	3	0
Winning turnover battle	156	17	0	53	6	3	1
Losing turnover battle	65	57	1	24	29	2	1
Having an individual 100-yard rusher	129	26	1	46	9	7	0
Having an individual 100-yard receiver	106	33	0	36	16	5	0
Having an individual 200-yard passer	180	51	1	66	25	7	2
Having a QB rush for 100 yards	9	1	0	7	1	0	0
Allowing an individual 100-yard rusher	48	54	1	16	26	1	2
Allowing an individual 100-yard receiver	77	40	0	21	15	3	2
Allowing an individual 200-yard passer	109	47	1	42	25	5	2

STARTER SHEET

OFFENSE	Pos.	2020	Streak	Career	DEFENSE	Pos.	2020	Streak	Career
Jarrett Patterson	C	8	0	20	Kurt Hinish	NG	12	24	24
Kyren Williams	RB	12	12	12	Drew White	LB	12	18	23
Josh Lugg	RT	3	0	7	Myron Tagovailoa-Amosa	DT	9	0	20
Avery Davis	WR	4	1	4	Kyle Hamilton	S	11	10	12
Lawrence Keys III	WR	0	0	3	TaRiq Bracy	CB	6	1	8
Braden Lenzy	WR	1	0	3	Shayne Simon	LB	8	0	8
Zeke Correll	C	2	1	2	Clarence Lewis	S/CB	6	4	6
Michael Mayer	TE	3	1	3	Jayson Ademilola	DL	2	0	2
					Houston Griffith	CB	2	0	2
					Jack Kiser	LB	1	0	1
					Marist Liufau	LB	3	2	3
					Rylie Mills	DL	1	1	1

CAREER STARTS BY POSITION

WR	LT	LG	C	RG	RT	TE	WR	QB	WR	RB
Keys III (3)			Patterson (20)	Lugg (1)	Lugg (4)	Mayer (3)	Davis (4)		Lenzy (1)	Williams (12)
Lenzy (2)			Correll (2)							
			Lugg (2)							
DL	DL	DL	DL	ROV	MIKE	BUCK	CB	S	S	CB
	Tagovailoa-Amosa (20)	Hinish (25)			White (23)	Simon (8)	Griffith (1)	Hamilton (12)	Crawford (8)	Bracy (8)
	Ademilola, Jayson (2)					Kiser (1)		Lewis (1)	Owusu-Koramoah (1)	Lewis (5)
	Mills (1)					Liufau (3)				

**NOTRE DAME****Rushing**

Had 500 or more yards:	at Boston College, 2017 (515)
Had 450 or more yards:	at Boston College, 2017 (515)
Had 400 or more yards:	at Boston College, 2017 (515)
Had 300 or more yards:	vs. Florida State, 2020 (353)
Had 70 or more rushing attempts:	vs. Michigan State, 1991 (76)
Had 60 or more rushing attempts:	vs. Navy, 2007 (63)
Had 50 or more rushing attempts:	at Pittsburgh, 2020 (50)
Had eight or more rush TDs:	vs. Pittsburgh, 1965 (9)
Had seven or more rush TDs:	at Boston College, 2017 (7)
Had six or more rush TDs:	vs. South Florida, 2020 (6)
Had five or more rush TDs:	vs. South Florida, 2020 (6)
Had four or more rush TDs:	vs. Florida State, 2020 (4)
Had two or more players with 200 rush yards in a game:	at Boston College, 2017 (Josh Adams 229, Brandon Wimbush 207)
Had three players with 100 rush yards in a game:	vs. Temple, 2017 (Josh Adams 161, DeShone Kizer 124, Brandon Wimbush 106)
Had two or more players with 100 rush yards in a game:	vs. Syracuse, 2020 (Kyren Williams 110, Chris Tyree 109)
Had a quarterback rush for 100 yards in a game:	vs. Duke, 2019 (Ian Book, 139)

Passing

Had 500 or more yards:	at USC, 1970 (526)
Had 400 or more yards:	vs. New Mexico, 2019 (434)
Had 300 or more yards:	vs. Clemson, 2020 (310)
Had 50 or more pass attempts:	vs. Virginia Tech, 2019 (53)
Had 40 or more pass attempts:	vs. Boston College, 2019 (40)
Had 30 or more pass attempts:	vs. Syracuse, 2020 (37)
Had 35 or more pass completions:	at Clemson, 2015 (35)
Had 30 or more pass completions:	at Clemson, 2015 (35)
Had 25 or more pass completions:	vs. Boston College, 2019 (26)
Had six or more passing TDs:	vs. Bowling Green, 2019 (6)
Had five or more passing TDs:	vs. Navy, 2019 (5)
Had four or more passing TDs:	at Stanford, 2019 (4)
Had three or more passing TDs:	vs. Syracuse, 2020 (3)
Had three or more passing TDs in a half:	at Boston College, 2020 (3)
Had five or more passes intercepted:	vs. USC, 1967 (7)
Had four or more passes intercepted:	at Arizona State, 2014 (4)
Had three or more passes intercepted:	vs. Ball State, 2018 (3)

Receiving

Had two players with 100 receiving yards in a game:	at Stanford, 2017 (Kevin Stepherson - 112, Equanimeous St. Brown - 111)
Had a player with over 150 receiving yards in a game:	vs. Wake Forest, 2017 (Chase Claypool - 180)
Had two players with 10 catches in a game:	vs. BYU, 2005 (Maurice Stovall - 14, Jeff Samardzija - 10)

Combination Offense

Had a 400-yard passer and 100-yard rusher in a game:	vs. Syracuse, 2016 (DeShone Kizer - 471, Josh Adams - 102)
Had a 300-yard passer and 100-yard rusher in a game:	vs. Clemson, 2020 (Ian Book - 310, Kyren Williams - 140)
Had a 400-yard passer and 100-yard receiver in a game:	vs. Syracuse, 2016 (DeShone Kizer - 471, Equanimeous St. Brown - 182)
Had a 300-yard passer and 100-yard receiver in a game:	vs. Clemson, 2020 (Ian Book - 310, Javon McKinley - 102)
Had a 400-yard passer, 100-yard rusher and 100-yard receiver in a game:	vs. Syracuse, 2016 (DeShone Kizer - 471, Josh Adams - 102, Equanimeous St. Brown - 182)
Had a 300-yard passer, 100-yard rusher and 100-yard receiver in a game:	vs. Clemson, 2020 (Ian Book - 310, Kyren Williams - 140 rushing, Javon McKinley - 102 receiving)
Had a 200-yard passer, 100-yard rusher and 100-yard receiver in a game:	vs. Syracuse, 2020 (Ian Book - 285, Kyren Williams - 110 rushing, Chris Tyree - 109 rushing, Javon McKinley - 111 receiving)
Had a 400-yard passer and 100-yard rusher in a game:	vs. Syracuse, 2016 (DeShone Kizer - 471, Josh Adams - 102)
Had a 200-yard passer and 100-yard rusher in a game:	vs. Syracuse, 2020 (Ian Book - 285, Kyren Williams - 110, Chris Tyree - 109)
Had a 100-yard receiver and 100-yard rusher in a game:	at North Carolina, 2020 (Kyren Williams - 124 rushing, Javon McKinley - 135 receiving)

Total Offense

Had 700 or more yards total offense:	vs. Wake Forest, 2017 (710)
Had 650 or more yards total offense:	vs. Wake Forest, 2017 (710)
Had 600 or more yards total offense:	vs. Wake Forest, 2017 (710)
Had 500 or more yards total offense:	vs. Syracuse, 2020 (568)
Had 400 or more yards total offense:	vs. Syracuse, 2020 (568)
Had 100 or more plays total offense:	vs. Pittsburgh, 2012 (104)
Had 85 or more plays total offense:	vs. Boston College, 2019 (85)
Had 75 or more plays total offense:	vs. Syracuse, 2020 (77)

**Scoring**

Scored 60 or more points:	vs. New Mexico, 2019 (66)
Scored 50 or more points:	vs. South Florida, 2020 (52)
Scored 40 or more points:	vs. Syracuse, 2020 (45)
Scored 30 or more points:	vs. Syracuse, 2020 (31)
Scored a two-point conversion:	vs. LSU (Citrus Bowl), 2017
Allowed 60 or more points:	Never
Allowed 50 or more points:	at Texas, 2016 (50)
Allowed 40 or more points:	vs. Clemson, 2020 (40)
Allowed 30 or more points:	vs. Alabama, 2021 (31)
Was held scoreless:	at Boston College, 2008 (17-0)
Was held scoreless at home:	USC, 2007 (38-0)
Was held scoreless on the road:	at Boston College, 2008 (17-0)
Was held without offensive touchdown:	vs. Clemson, 2019 Cotton Bowl (30-3)
Was held without offensive touchdown on the road:	at NC State, 2016 (10-3)
Was held without offensive touchdown at home:	vs. USC, 2007 (38-0)
Held opponent scoreless:	vs. South Florida, 2020 (52-0)
Held opponent scoreless at home:	vs. South Florida, 2020 (52-0)
Held opponent scoreless on the road:	at Purdue, 1993 (17-0)
Held opponent without offensive touchdown:	at Pittsburgh, 2020 (45-3)
Held opponent without offensive touchdown on the road/neutral:	at Pittsburgh, 2020 (45-3)
Held opponent without offensive touchdown at home:	vs. South Florida, 2020 (52-0)
Held opponent scoreless at neutral site:	vs. Maryland (Giants Stadium - East Rutherford, NJ), 2002 (22-0)
Held two or more opponents scoreless in a season:	2002 vs. Maryland (22-0) vs. Rutgers (42-0)
Held three or more opponents scoreless in a season:	1976 vs. Purdue (23-0) at Northwestern (49-0), vs. Oregon (41-0)
Held four or more opponents scoreless in a season:	1966 vs. Army (35-0) vs. North Carolina (32-0), at Oklahoma (38-0), vs. Pittsburgh (40-0) vs. Duke (64-0), at USC (51-0)
Held five or more opponents scoreless in a season:	1966 vs. Army (35-0) vs. North Carolina (32-0), at Oklahoma (38-0), vs. Pittsburgh (40-0) vs. Duke (64-0), at USC (51-0)
Held six or more opponents scoreless in a season:	1966 vs. Army (35-0) vs. North Carolina (32-0), at Oklahoma (38-0), vs. Pittsburgh (40-0) vs. Duke (64-0), at USC (51-0)
Had multiple players with multiple TDs in a game:	vs. Syracuse, 2020 (Javon McKinley - 3, Ian Book - 2)

Turnovers

Did not commit a turnover:	vs. Clemson, ACC Championship, 2020
Committed six or more turnovers:	vs. Navy, 1984 (6)
Committed five or more turnovers:	vs. Boston College, 2015 (5)
Lost four or more fumbles:	vs. Michigan State, 1999 (4)
Lost three or more fumbles:	at Boston College, 2020 (3)
Recorded six or more takeaways:	vs. Michigan, 2012 (6)
Recorded five or more takeaways:	vs. Virginia, 2019 (5)
Returned two or more interceptions for TDs:	vs. Stanford, 2002 (2) (Shane Walton - 18 yards, Courtney Watson - 34 yards)
Returned an interception for a TD:	vs. New Mexico (2019) (Kyle Hamilton - 54 yards)
Returned a fumble for a TD:	vs. Clemson, 2020 (1) (Jeremiah Owusu-Koramoah - 23 yards)

Defense

Held opponent to 50 or fewer rushing yards:	vs. Clemson, 2020 (34)
Held opponent to 100 or fewer passing yards:	vs. Boston College, 2019 (63)
Held opponent to 200 or fewer passing yards:	vs. Syracuse, 2020 (185)
Held opponent to 300 or fewer yards total offense:	at North Carolina, 2020 (298)
Held opponent to 200 or fewer yards total offense:	at Pittsburgh, 2020 (162)
Intercepted five or more passes:	vs. Michigan, 2012 (5)
Intercepted four or more passes:	vs. Rutgers (Pinstripe Bowl), 2013 (4)
Intercepted three or more passes:	at Pittsburgh, 2020 (3)
Forced five or more fumbles:	at Louisville, 2019 (5)
Forced four or more fumbles:	vs. Syracuse, 2020 (4)
Forced three or more fumbles:	vs. Navy, 2019 (4)
Scored a safety:	at North Carolina, 2017
Recorded nine or more sacks:	vs. Rutgers, 1996 (9)
Recorded eight or more sacks:	vs. Virginia, 2019 (8)
Recorded seven or more sacks:	vs. Virginia, 2019 (8)
Recorded six or more sacks:	at North Carolina, 2020 (6)
Recorded five or more sacks:	at North Carolina, 2020 (6)
Held opponent to 10 or fewer first downs:	at Duke, 2019 (10)

Special Teams

Returned a punt for a TD:	vs. Massachusetts, 2015 (C.J. Sanders, 50 yards)
Returned a blocked punt for a TD:	at Pittsburgh, 2020 (Isaiah Foskey, 0 yards)
Returned a kickoff for a TD:	vs. Syracuse, 2016 (C.J. Sanders, 93 yards)
Returned a blocked FG for a TD:	at Air Force, 2006 (Terrail Lambert, 76 yards)
Blocked a punt:	at Pittsburgh, 2020 (Isaiah Foskey)
Punted 10 or more times:	at Michigan, 2019 (10)
Did not punt:	at Boston College, 2020
Blocked a field goal:	vs. Bowling Green, 2019 (Julian Okwara)
Had a field goal blocked:	at Texas, 2016
Blocked a PAT kick:	vs. Florida State, 2018 (Jerry Tillery)
Scored on a blocked PAT attempt:	vs. Florida State, 2018 (Julian Love)
Missed a kicking PAT:	vs. Syracuse, 2018
Had a kicking PAT blocked:	vs. Florida State, 2018
Opponent scored on a blocked PAT attempt:	vs. Northwestern, 2014
Had a punt blocked:	at Northwestern, 2018

Miscellaneous

Had 30 or more first downs:	vs. Wake Forest, 2017 (30)
Had 25 or more first downs:	vs. Syracuse, 2020 (26)
Had 20 or more first downs:	vs. Syracuse, 2020 (26)
Was not penalized:	at LSU, 1997
Had 10 or more penalties:	at Stanford, 2019 (11)
Had 120 or more yards in penalties:	at Rutgers, 2000 (120)
Had 40 minutes or more of possession time:	at Pittsburgh, 2020 (40:59)
Had 35 minutes or more of possession time:	at North Carolina, 2020 (35:04)
Was involved in a tie game:	at USC, 1994 (17-17)
Was involved in an overtime game:	vs. Clemson, 2020 (47-40)
Was involved in a double overtime game:	vs. Clemson, 2020 (47-40)
Was involved in a triple overtime game:	vs. Pittsburgh, 2012 (29-26)
Was involved in a quadruple overtime game:	vs. Pittsburgh, 2008 (33-36)

A NOTRE DAME PLAYER
Rushing

Rushed for 250 or more yards:	Julius Jones at Pittsburgh, 2003 (262)
Rushed for 200 or more yards:	Dexter Williams vs. Florida State, 2018 (202)
Rushed for 175 or more yards:	Kyren Williams vs. Florida State, 2020 (185)
Rushed for 150 or more yards:	Kyren Williams vs. Florida State, 2020 (185)
Rushed for 125 or more yards:	Kyren Williams vs. Clemson, 2020 (140)
Rushed for 100 or more yards:	Kyren Williams (110) and Chris Tyree (109) vs. Syracuse, 2020
Quarterback rushed for 200 or more yards:	Brandon Wimbush at Boston College, 2017 (207)
Quarterback rushed for 100 or more yards:	Ian Book at Duke, 2019 (139)
Rushed 40 or more times:	Allen Pinkett at LSU, 1984 (40)
Rushed 35 or more times:	Julius Jones vs. BYU, 2003 (35)
Rushed 30 or more times:	James Aldridge vs. Navy, 2007 (32)
Rushed 25 or more times:	Kyren Williams vs. Louisville, 2020 (25)
Rushed for four or more TDs:	Brandon Wimbush at Boston College, 2017 (4)
Rushed for three or more TDs:	Kyren Williams vs. Clemson, 2020 (3)
Rushed for two or more TDs:	Kyren Williams at North Carolina, 2020 (2)
Had a run of 90 yards or more:	Chris Tyree vs. Syracuse, 2020 (94)
Had a run of 80 or more yards:	Chris Tyree vs. Syracuse, 2020 (94)
Had a run of 70 or more yards:	Chris Tyree vs. Syracuse, 2020 (94)
Had a run of 60 or more yards:	Chris Tyree vs. Syracuse, 2020 (94)
Had a run of 50 or more yards:	Chris Tyree vs. Syracuse, 2020 (94)

Passing

Passed for 500 or more yards:	Joe Theismann at USC, 1970 (526)
Passed for 400 or more yards:	DeShone Kizer vs. Syracuse, 2016 (471)
Passed for 300 or more yards:	Ian Book vs. Clemson, 2020 (310)
Attempted 50 or more passes:	Ian Book vs. Virginia Tech, 2019 (53)
Attempted 40 or more passes:	Ian Book vs. Boston College, 2019 (40)
Attempted 30 or more passes:	Ian Book vs. Alabama, CFP Semifinal at the Rose Bowl, 2021 (39)
Completed 30 or more passes:	Everett Golson at Florida State, 2014 (31)
Completed 20 or more passes:	Ian Book vs. Alabama, CFP Semifinal at the Rose Bowl, 2021 (27)
Threw six TDs:	Brady Quinn vs. BYU, 2005 (6)
Threw five or more TDs:	Ian Book vs. Navy, 2019 (5)
Threw four or more TDs:	Ian Book at Stanford, 2019 (4)
Threw three or more TDs:	Ian Book vs. Syracuse, 2020 (3)
Threw three or more TDs in a half:	Ian Book at Boston College, 2020 (3)
Threw five or more interceptions:	Terry Hanratty vs. USC, 1967 (5)
Threw four or more interceptions:	Everett Golson at Arizona State, 2014 (4)
Threw three or more interceptions:	Brandon Wimbush vs. Ball State, 2018 (3)
Completed a pass of 90 yards or more:	Dayne Crist vs. Michigan, 2010 (95)
Completed a pass of 80 or more yards:	Brandon Wimbush at Stanford, 2017 (83)
Completed a pass of 70 or more yards:	Ian Book at Pittsburgh, 2020 (73)
Completed a pass of 60 or more yards:	Ian Book at Pittsburgh, 2020 (73)
Completed a pass of 50 or more yards:	Ian Book at North Carolina, 2020 (53)

Receiving

Caught 15 or more passes:	Never
Caught 10 or more passes:	Miles Boykin vs. Stanford, 2018 (11)
Caught seven or more passes:	Kyren Williams vs. Alabama, CFP Semifinal at the Rose Bowl, 2021 (8)
Had 200 or more yards receiving:	Golden Tate at Stanford, 2009 (201)
Had 175 or more yards receiving:	Chase Claypool vs. Wake Forest, 2017 (180)
Had 150 or more yards receiving:	Chase Claypool vs. Wake Forest, 2017 (180)
Had 100 or more yards receiving:	Javon McKinley vs. Syracuse, 2020 (111)
Caught four or more TDs:	Chase Claypool vs. Navy, 2019 (4)
Caught three or more TDs:	Javon McKinley vs. Syracuse, 2020 (3)
Caught two or more TDs:	Javon McKinley vs. Syracuse, 2020 (3)
Caught three or more TDs in one half:	Ben Skowronek at Boston College, 2020 (3)

Total Offense

Had 500 or more yards total offense:	Joe Theismann at USC, 1970 (512)
Had 400 or more yards total offense:	Ian Book vs. New Mexico, 2019 (406)
Had 100 yards both passing and rushing:	Ian Book at Duke, 2019 (181 passing, 139 rushing)

Scoring

Accounted for six or more touchdowns:	Ian Book vs. New Mexico, 2019 (1 rushing, 5 passing)
Accounted for five or more touchdowns:	Ian Book vs. Syracuse, 2020 (3 passing, 2 rushing)
Accounted for four or more touchdowns:	Ian Book vs. Syracuse, 2020 (3 passing, 2 rushing)
Accounted for three or more touchdowns:	Ian Book (3 rushing, 2 rushing) and Javon McKinley (3 receiving) vs. Syracuse, 2020

Defense

Intercepted three or more passes:	Harrison Smith vs. Miami (Fla.), 2010 (3)
Intercepted two or more passes:	Alohi Gilman vs. Syracuse, 2018 (2)
Recovered three or more fumbles:	Never
Forced two fumbles:	Daelin Hayes at Georgia Tech, 2020 (2)
Recovered two fumbles:	Nick McCloud vs. Clemson, 2020 (2)
Recorded 20 or more tackles:	Manti Te'o vs. Stanford, 2010 (21)
Recorded 15 or more tackles:	Te'von Coney vs. LSU (Citrus Bowl), 2017 (17)
Recorded 10 or more tackles:	Drew White vs. Navy, 2019 (10)
Recorded 4.0 or more sacks:	Jerry Tillery vs. Stanford, 2018 (4.0)
Recorded 3.0 or more sacks:	Jeremiah Owusu-Koramoah vs. Iowa State - Camping World Bowl, 2019 (3)
Recorded 2.0 or more sacks:	Ade Ogundeji at North Carolina, 2020 (2.0)

Special Teams

Scored 17 or more points kicking:	Jonathan Doerer vs. Clemson, 2020 (17)
Scored 15 or more points kicking:	Jonathan Doerer vs. Clemson, 2020 (17)
Scored 10 or more points kicking:	Jonathan Doerer vs. Clemson, 2020 (17)
Kicked five or more field goals:	Kyle Brindza vs. Rutgers (Pinstripe Bowl), 2013 (5)
Kicked four or more field goals:	Jonathan Doerer vs. Clemson, 2020 (4)
Kicked two field goals of 50 or more yards:	Never
Kicked a field goal of 50 or more yards:	Jonathan Doerer vs. Clemson - ACC Championship, 2020 (51)
Kicked a punt 70 or more yards:	Tyler Newsome vs. Michigan State, 2016 (71)
Kicked a punt 60 or more yards:	Jay Bramblett at Michigan, 2019 (61)
Punted 10 or more times:	Jay Bramblett at Michigan, 2019 (10)
Totaled 175 or more kickoff return yards:	C.J. Sanders at Stanford, 2015 (182)
Totaled 100 or more punt return yards:	C.J. Sanders at Stanford, 2015 (182)

AN OPPOSING TEAM
Rushing

Had 400 or more yards:	Pittsburgh, 1975 (411)
Had 300 or more yards:	Michigan, 2019 (303)
Had 200 or more yards:	Clemson, ACC Championship, 2020 (219)
Had 50 or more rushing attempts:	Navy, 2019 (64)
Had five or more rush TDs:	Texas, 2016 (5)
Had four or more rush TDs:	Texas, 2016 (5)
Had two or more players with 100 rush yards in a game:	BYU, 2013 (Taysom Hill - 101, Paul Lasike - 101)

Passing

Had 400 or more yards:	Clemson, 2020 (439)
Had 300 or more yards:	Clemson, ACC Championship, 2020 (322)
Had 60 or more pass attempts:	Tennessee, 1990 (60)
Had 50 or more pass attempts:	USC, 2018 (51)
Had 40 or more pass attempts:	Boston College, 2020 (40)
Had 30 or more pass completions:	Virginia, 2019 (30)
Had five or more passing TDs:	USC, 2014 (6)
Had four or more passing TDs:	Alabama, CFP Semifinal at the Rose Bowl, 2021 (4)
Had three or more passing TDs:	Alabama, CFP Semifinal at the Rose Bowl, 2021 (4)

Receiving

Had two players with 100 receiving yards in a game:	Clemson, 2020 (Cornell Powell - 161, Amari Rodgers - 134)
---	--

Total Offense

Had 600 or more yards total offense:	Ohio State, 2006 Fiesta Bowl (617)
Had 500 or more yards total offense:	Clemson, ACC Championship, 2020 (541)
Had 400 or more yards total offense:	Alabama, CFP Semifinal at the Rose Bowl, 2021 (437)
Had 90 or more plays:	Wake Forest, 2018 (92)
Had 80 or more plays:	Virginia Tech, 2018 (85)
Had 75 or more plays:	Clemson, 2020 (77)

Scoring

Scored 60 or more points:	Never
Scored 50 or more points:	Texas, 2016 (50)
Scored 40 or more points:	Clemson, 2020 (40)
Scored 30 or more points:	Alabama, CFP Semifinal at the Rose Bowl, 2021 (31)
Scored a two-point conversion:	Boston College, 2020

Turnovers

Did not commit a turnover:	Alabama, CFP Semifinal at the Rose Bowl, 2021
Had three or more fumbles lost:	Clemson, 2020 (3)
Intercepted five or more passes:	USC, 1967 (7)
Intercepted four or more passes:	Arizona State, 2014 (4)
Intercepted three or more passes:	Ball State, 2018 (3)
Returned an interception for a TD:	at Miami, Fla., 2017 (Trajan Bandy - 65 yards)
Returned a fumble for a TD:	at Georgia Tech, 2020 (Zamari Walton - 93 yards)

Defense

Held ND to 10 or fewer first downs:	at NC State, 2016 (10)
Scored a safety:	vs. Stanford, 2016
Held ND to 50 or fewer rushing yards:	vs. Clemson, ACC Championship, 2020 (44)
Held ND to 200 or fewer passing yards:	at Georgia Tech, 2020 (199)
Held ND to 100 or fewer passing yards:	at Boston College, 2017 (96)
Held ND to 300 or fewer yards total offense:	Michigan, 2019 (180)
Held ND to 200 or fewer yards total offense:	at Michigan, 2019 (180)

Special Teams

Returned a punt for a TD:	at USC, 2016 (Adore Jackson - 55 yards)
Returned a blocked punt for a TD:	NC State, 2017 (Germaine Pratt - 0 yards)
Returned a kickoff for a TD:	Pittsburgh, 2018 (Maurice French - 99 yards)
Returned a punt for TD and kickoff for TD in same game:	at USC, 2016 (Adore Jackson - 55 yd PR; 97 yd KO)
Punted 10 or more times:	Boston College, 2010 (11)
Did not punt:	Miami (Fla.), 1985
Missed a kicking PAT:	Massachusetts, 2015

Miscellaneous

Had 30 or more first downs:	Wake Forest, 2017 (34)
Had 20 or more first downs:	Alabama, CFP Semifinal at the Rose Bowl, 2021 (24)
Had 10 or more penalties:	Pittsburgh, 2020 (12)
Had 100 or more yards in penalties:	Georgia, 2017 (127)
Had 35 minutes or more of possession time:	Navy, 2019 (36:00)
Had one 100-yard receiver and one 100-yard rusher:	Alabama, CFP Semifinal at the Rose Bowl, 2021 (Najee Harris, 125 rushing; DeVonta Smith, 130 receiving)

AN OPPOSING PLAYER

Rushing

Rushed for 300 or more yards:	Tony Dorsett, Pittsburgh, 1975 (303)
Rushed for 200 or more yards:	Alexander Teich, Navy, 2010 (210)
Rushed for 150 or more yards:	Tyler Gaffney, Stanford, 2013 (189)
Rushed for 100 or more yards:	Najee Harris, Alabama, CFP Semifinal at the Rose Bowl, 2021 (125)
Rushed 40 or more times:	Craig Heyward, Pittsburgh, 1987 (42)
Rushed 30 or more times:	Tyler Gaffney, Stanford, 2013 (33)
Rushed 25 or more times:	Malcolm Perry, Navy, 2019 (25)
Rushed for five or more TDs:	Walter Reyes, Syracuse, 2003 (5)
Rushed for four or more TDs:	Ezekiel Elliott, Ohio State (Fiesta Bowl), 2015 (4)
Rushed for three or more TDs:	Tyrone Swoopes, Texas, 2016 (3)
Rushed for two or more TDs:	Zach Charbonnet, at Michigan, 2019 (2)
Had a run of 80 or more yards:	Cooper Lutz, Syracuse, 2020 (80)
Had a run of 70 or more yards:	Cooper Lutz, Syracuse, 2020 (80)
Had a run of 60 or more yards:	Cooper Lutz, Syracuse, 2020 (80)
Had a run of 50 or more yards:	Cooper Lutz, Syracuse, 2020 (80)

Passing

Passed for 500 or more yards:	Never
Passed for 400 or more yards:	D.J. Uiagalelei, Clemson, 2020 (439)
Passed for 300 or more yards:	Trevor Lawrence, Clemson, ACC Championship, 2020 (322)
Attempted 60 or more passes:	Andy Kelly, Tennessee, 1990 (60)
Attempted 50 or more passes:	JT Daniels, USC, 2018 (51)
Attempted 40 or more passes:	Phil Jurkovec, Boston College, 2020 (40)
Completed 30 or more passes:	Bryce Perkins, Virginia, 2019 (30)
Completed 20 or more passes:	Mac Jones, Alabama, CFP Semifinal at the Rose Bowl, 2021 (25)
Threw six or more TDs:	Cody Kessler, USC, 2014 (6)
Threw five or more TDs:	Cody Kessler, USC, 2014 (6)
Threw four or more TDs:	Mac Jones, Alabama, CFP Semifinal at the Rose Bowl, 2021 (4)
Threw three or more TDs:	Mac Jones, Alabama, CFP Semifinal at the Rose Bowl, 2021 (4)
Completed a pass of 90 or more yards:	Kyle Orton, Purdue, 2004 (97)
Completed a pass of 80 or more yards:	Cody Kessler, USC, 2015 (83)
Completed a pass of 70 or more yards:	Eric Dungey, Syracuse, 2016 (72)
Completed a pass of 60 or more yards:	Trevor Lawrence, Clemson, ACC Championship, 2020 (67)
Completed a pass of 50 or more yards:	Trevor Lawrence, Clemson, ACC Championship, 2020 (67)

Receiving

Caught 15 or more passes:	Jalen Saunders, Oklahoma, 2012 (15)
Caught 10 or more passes:	Michael Wilson, Stanford, 2019 (10)
Caught seven or more passes:	DeVonta Smith, Alabama, CFP Semifinal at the Rose Bowl, 2021 (7)
Had 200 or more yards receiving:	Selwyn Lymon, Purdue, 2006 (238)
Had 150 or more yards receiving:	Cornell Powell, Clemson, 2020 (161)
Had 100 or more yards receiving:	DeVonta Smith, Alabama, CFP Semifinal at the Rose Bowl, 2021 (130)
Caught three or more TD passes:	JDeVonta Smith, Alabama, CFP Semifinal at the Rose Bowl, 2021 (3)
Caught two or more TD passes:	James Gardner, Miami (Ohio), 2017 (2)

Scoring

Accounted for six or more touchdowns:	Cody Kessler, USC, 2014 (6 passing, 0 rushing)
Accounted for five or more touchdowns:	Eric Dungey, Syracuse, 2016 (2 passing, 3 rushing)
Accounted for four or more touchdowns:	Mac Jones, Alabama, CFP Semifinal at the Rose Bowl, 2021 (4 passing)
Accounted for three or more touchdowns:	Mac Jones, Alabama, CFP Semifinal at the Rose Bowl, 2021 (4 passing)

Defense

Intercepted three or more passes:	Rod Johnson, North Carolina State, 2003 (3)
Intercepted two or more passes:	Justin Simmons, Boston College, 2015 (2)
Recorded three or more sacks:	Bradley Chubb, NC State, 2016 (3.0)
Recorded two or more sacks:	Monty Montgomery, Louisville, 2020 (2.0)

Special Teams

Kicked four or more field goals:	B.T. Potter, Clemson, 2020 (4)
Kicked a field goal 50 or more yards:	Matt Payne, BYU, 2004 (53)
Kicked a punt of 65 or more yards:	Jake Bailey, Stanford, 2017 (65)
Totalled 100 or more kick return yards:	Damond Philyaw-Johnson, Duke, 2019 (122)



Team Statistics	ND	OPP
SCORING	401	236
Points Per Game	33.4	19.7
Points Off Turnovers	73	34
FIRST DOWNS	291	209
Rushing	130	73
Passing	131	117
Penalty	30	19
RUSHING YARDAGE	2533	1356
Yards gained rushing	2807	1688
Yards lost rushing	274	332
Rushing Attempts	505	354
Average Per Rush	5.0	3.8
Average Per Game	211.1	113.0
TDs Rushing	33	12
PASSING YARDAGE	2849	2767
Comp-Att-Int	231-362-3	225-388-7
Average Per Pass	7.9	7.1
Average Per Catch	12.3	12.3
Average Per Game	237.4	230.6
TDs Passing	15	14
TOTAL OFFENSE	5382	4123
Total Plays	867	742
Average Per Play	6.2	5.6
Average Per Game	448.5	343.6
KICK RETURNS: #-Yards	23-492	35-635
PUNT RETURNS: #-Yards	14-128	12-44
INT RETURNS: #-Yards	7-68	3-11
KICK RETURN AVERAGE	21.4	18.1
PUNT RETURN AVERAGE	9.1	3.7
INT RETURN AVERAGE	9.7	3.7
FUMBLES-LOST	18-8	16-10
PENALTIES-Yards	53-456	77-719
Average Per Game	38.0	59.9
PUNTS-Yards	43-1839	60-2414
Average Per Punt	42.8	40.2
Net punt average	41.3	37.8
KICKOFFS-Yards	73-4152	52-3111
Average Per Kick	56.9	59.8
Net kick average	41.7	40.3
TIME OF POSSESSION/Game	33:56	26:04
3RD-DOWN Conversions	82/165	48/153
3rd-Down Pct	50%	31%
4TH-DOWN Conversions	10/16	8/18
4th-Down Pct	62%	44%
SACKS BY-Yards	31-172	25-137
MISC YARDS	0	37
TOUCHDOWNS SCORED	51	27
FIELD GOALS-ATTEMPTS	15-23	16-18
ON-SIDE KICKS	1-1	1-1
RED-ZONE SCORES	(46-60) 77%	(26-30) 87%
RED-ZONE TOUCHDOWNS	(35-60) 58%	(16-30) 53%
PAT-ATTEMPTS	(50-50) 100%	(24-24) 100%
ATTENDANCE	58615	19986
Games/Avg Per Game	6/9769	4/4996
Neutral Site Games		2/11806

Score by Quarters	1st	2nd	3rd	4th	OT	Total
Notre Dame	88	148	82	69	14	401
Opponents	75	59	58	37	7	236



Rushing	gp-gs	att	gain	loss	net	avg	td	lg	avg/g
Kyren Williams	12-12	211	1166	41	1125	5.3	13	65	93.8
Chris Tyree	12-0	73	525	29	496	6.8	4	94	41.3
Ian Book	12-12	116	635	150	485	4.2	9	33	40.4
C'Bo Flemister	9-0	58	307	8	299	5.2	5	31	33.2
Avery Davis	12-4	3	57	0	57	19.0	0	29	4.8
Jay Bramblett	12-0	2	21	0	21	10.5	0	14	1.8
Ben Skowronek	10-10	2	17	0	17	8.5	1	13	1.7
Javon McKinley	12-12	1	15	0	15	15.0	0	15	1.2
Smith, J	1-0	5	15	0	15	3.0	0	7	15.0
Braden Lenzy	7-1	3	8	0	8	2.7	0	3	1.1
Jafar Armstrong	12-0	17	30	22	8	0.5	1	9	0.7
Drew Pyne	4-0	1	4	0	4	4.0	0	4	1.0
Tommy Tremble	12-10	1	4	0	4	4.0	0	4	0.3
Cameron Ekanaya	1-0	3	3	2	1	0.3	0	2	1.0
Brendon Clark	1-0	1	0	4	-4	-4.0	0	0	-4.0
,TEAM	8-0	8	0	18	-18	-2.2	0	0	-2.2
Total	12	505	2807	274	2533	5.0	33	94	211.1
Opponents	12	354	1688	332	1356	3.8	12	80	113.0

Passing	gp-gs	effic	comp	att	in	pct	yds	td	lg	avg/g
Ian Book	12-12	144.25	228	353	3	64.6	2830	15	75	235.8
Brendon Clark	1-0	52.93	1	3	0	33.3	7	0	7	7.0
,TEAM	8-0	0.00	0	3	0	0.0	0	0	0	0.0
Drew Pyne	4-0	100.27	2	3	0	66.7	12	0	7	3.0
Total	12	141.94	231	362	3	63.8	2849	15	75	237.4
Opponents	12	126.19	225	388	7	58.0	2767	14	67	230.6

Receiving	gp-gs	no.	yds	avg	td	lg	avg/g
Javon McKinley	12-12	42	717	17.1	3	53	59.8
Michael Mayer	12-3	42	450	10.7	2	29	37.5
Kyren Williams	12-12	35	313	8.9	1	75	26.1
Ben Skowronek	10-10	29	439	15.1	5	73	43.9
Avery Davis	12-4	24	322	13.4	2	53	26.8
Tommy Tremble	12-10	19	218	11.5	0	30	18.2
Chris Tyree	12-0	8	65	8.1	0	27	5.4
Braden Lenzy	7-1	7	63	9.0	1	22	9.0
Joe Wilkins, Jr.	11-0	7	63	9.0	1	15	5.7
Lawrence Keys III	8-0	5	51	10.2	0	20	6.4
Jafar Armstrong	12-0	3	38	12.7	0	20	3.2
George Takacs	10-0	3	30	10.0	0	13	3.0
Brock Wright	12-8	3	21	7.0	0	11	1.8
C'Bo Flemister	9-0	2	36	18.0	0	27	4.0
Kevin Austin	2-0	1	18	18.0	0	18	9.0
Kevin Bauman	4-0	1	5	5.0	0	5	1.2
Total	12	231	2849	12.3	15	75	237.4
Opponents	12	225	2767	12.3	14	67	230.6

Punt Returns	no.	yds	avg	td	lg
Matt Salerno	10	45	4.5	0	13
Lawrence Keys III	2	-3	-1.5	0	3
Isaiah Foskey	1	31	31.0	1	0
Osita Ekwonu	1	54	54.0	0	0
Jordan Botelho	0	1	0.0	1	1
Total	14	128	9.1	2	13
Opponents	12	44	3.7	0	20

Interceptions	no.	yds	avg	td	lg
Daelin Hayes	1	13	13.0	0	13
Jack Kiser	1	2	2.0	0	2
Shaun Crawford	1	23	23.0	0	23
Kyle Hamilton	1	14	14.0	0	14
Nick McCloud	1	0	0.0	0	0
Bo Bauer	1	16	16.0	0	16
Jer., Owusu-Koram	1	0	0.0	0	0
Total	7	68	9.7	0	23
Opponents	3	11	3.7	0	11

Kick Returns	no.	yds	avg	td	lg
Chris Tyree	22	456	20.7	0	38
Jafar Armstrong	1	36	36.0	0	36
Total	23	492	21.4	0	38
Opponents	35	635	18.1	0	37

Fumble Returns	no.	yds	avg	td	lg
Nick McCloud	1	3	3.0	0	3
Marist Liufau	1	12	12.0	0	12
Jer., Owusu-Koram	1	23	23.0	1	23
Total	3	38	12.7	1	23
Opponents	1	93	93.0	1	93



Scoring	td	fg	PAT				dx	saf	pts
			kick	rush	rcv	pass			
Jonathan Doerer	-	15-23	48-48	-	-	-	-	-	93
Kyren Williams	14	-	-	-	-	-	-	-	84
Ian Book	9	-	-	-	-	0-1	-	-	54
Ben Skowronek	6	-	-	-	-	-	-	-	36
C'Bo Flemister	5	-	-	-	-	-	-	-	30
Chris Tyree	4	-	-	-	-	-	-	-	24
Javon McKinley	3	-	-	-	-	-	-	-	18
Avery Davis	2	-	-	-	-	-	-	-	12
Michael Mayer	2	-	-	-	-	-	-	-	12
Isaiah Foskey	1	-	-	-	-	-	-	-	6
Jer., Owusu-Koram	1	-	-	-	-	-	-	-	6
Jafar Armstrong	1	-	-	-	-	-	-	-	6
Jordan Botelho	1	-	-	-	-	-	-	-	6
Braden Lenzy	1	-	-	-	-	-	-	-	6
Joe Wilkins, Jr.	1	-	-	-	-	-	-	-	6
Dawson Goepferic	-	-	2-2	-	-	-	-	-	2
Total	51	15-23	50-50	-	-	0-1	-	-	401
Opponents	27	16-18	24-24	1-2	-	0-1	-	-	236

Total Offense	g	plays	rush	pass	total	avg/g
Ian Book	12	469	485	2830	3315	276.2
Kyren Williams	12	211	1125	0	1125	93.8
Chris Tyree	12	73	496	0	496	41.3
C'Bo Flemister	9	58	299	0	299	33.2
Avery Davis	12	3	57	0	57	4.8
Jay Bramblett	12	2	21	0	21	1.8
Ben Skowronek	10	2	17	0	17	1.7
Drew Pyne	4	4	4	12	16	4.0
Javon McKinley	12	1	15	0	15	1.2
Smith, J	1	5	15	0	15	15.0
Jafar Armstrong	12	17	8	0	8	0.7
Braden Lenzy	7	3	8	0	8	1.1
Tommy Tremble	12	1	4	0	4	0.3
Brendon Clark	1	4	-4	7	3	3.0
Cameron Ekanaya	1	3	1	0	1	1.0
,TEAM	8	11	-18	0	-18	-2.2
Total	12	867	2533	2849	5382	448.5
Opponents	12	742	1356	2767	4123	343.6

Field Goals	fg	pct.	01-19	20-29	30-39	40-49	50-99	lg	blk
Jonathan Doerer	15-23	65.2	0-0	6-7	5-7	3-5	1-4	51	0

FG Sequence	Notre Dame	Opponents
Duke	(48),(34)	(29),(30)
South Fla.	38,(22)	-
Florida St.	45	(42),(26)
Louisville	(32),(30)	52
Pitt	(21)	(45)
Georgia Tech	(32)	44
Clemson	(24),(27),(45),57,(44)	(25),(45),(46),(30)
Boston College	(23),48	(41),(31),(35)
North Carolina	(32),32	(42)
Syracuse	(25),50	-
Clemson	(51),24	(27),(37)
Alabama	51	(41)

Punting	no.	yds	avg	lg	tb	fc	i20	50+	blk
Jay Bramblett	43	1834	2.8	59	1	15	12	10	0
Total	43	1834	2.8	59	1	15	12	10	0
Opponents	60	2414	0.2	62	1	27	27	11	2

Kickoffs	no.	yds	avg	tb	ob	retn	net ydln
Jonathan Doerer	70	3995	7.1	19	1		
Dawson Goepferic	3	1565	2.0	0	0		
Total	73	4155	6.9	19	1	18.1	41.7
Opponents	52	3115	9.8	21	0	21.4	40.3

Numbers in (parentheses) indicate field goal was made.



All Purpose	g	rush	rcv	pr	kr	ir	total	avg/g
Kyren William	12	1125	313	0	0	0	1438	119.8
Chris Tyree	12	496	65	0	456	0	1017	84.8
Javon McKinl	12	15	717	0	0	0	732	61.0
Ian Book	12	485	0	0	0	0	485	40.4
Ben Skowron	10	17	439	0	0	0	456	45.6
Michael Maye	12	0	450	0	0	0	450	37.5
Avery Davis	12	57	322	0	0	0	379	31.6
C'Bo Flemist	9	299	36	0	0	0	335	37.2
Tommy Trem	12	4	218	0	0	0	222	18.5
Jafar Armstro	12	8	38	0	36	0	82	6.8
Braden Lenzy	7	8	63	0	0	0	71	10.1
Joe Wilkins, J	11	0	63	0	0	0	63	5.7
Osita Ekwonu	9	0	0	54	0	0	54	6.0
Lawrence Ke	8	0	51	-3	0	0	48	6.0
Matt Salerno	11	0	0	45	0	0	45	4.1
Isaiah Foskey	12	0	0	31	0	0	31	2.6
George Taka	10	0	30	0	0	0	30	3.0
Shaun Crawf	12	0	0	0	0	23	23	1.9
Brock Wright	12	0	21	0	0	0	21	1.8
Jay Bramblett	12	21	0	0	0	0	21	1.8
Kevin Austin	2	0	18	0	0	0	18	9.0
Bo Bauer	12	0	0	0	0	16	16	1.3
Smith, J	1	15	0	0	0	0	15	15.0
Kyle Hamilton	11	0	0	0	0	14	14	1.3
Daelin Hayes	12	0	0	0	0	13	13	1.1
Kevin Bauma	4	0	5	0	0	0	5	1.2
Drew Pyne	4	4	0	0	0	0	4	1.0
Jack Kiser	11	0	0	0	0	2	2	0.2
Jordan Botelh	11	0	0	1	0	0	1	0.1
Cameron Eka	1	1	0	0	0	0	1	1.0
Brendon Clar	1	-4	0	0	0	0	-4	-4.0
,TEAM	8	-18	0	0	0	0	-18	-2.2
Total	12	2533	2849	128	492	68	6070	505.8
Opponents	12	1356	2767	44	635	11	4850	404.2



##	Defensive Leaders	gp-gs	Tackles				Sacks no-yds	Pass defense			Fumbles		blkd	
			ua	a	tot	tfl/yds		int-yds	brup	qbh	rcv-yds	ff	kick	saf
1H	Kyle Hamilton	11-11	51	12	63	4.5-16	.	1-14	6	2
6	Jer., Owusu-Koramoah	12-12	42	20	62	11.0-40	1.5-11	1-0	3	2	2-23	3	.	.
40	Drew White	12-12	30	27	57	9.0-27	1.5-9	.	2	2
2C	Shaun Crawford	12-12	40	17	57	4.5-25	2.0-16	1-23	5	.	1-0	.	.	.
2L	Clarence Lewis	12-6	29	4	33	1.0-3	.	.	7	.	.	1	.	.
4M	Nick McCloud	12-11	22	11	33	2.0-3	.	1-0	8	.	2-3	.	.	.
5B	Bo Bauer	12-0	17	9	26	4.5-17	1.0-7	1-16	1	3
2T	TaRiq Bracy	8-6	22	2	24	2.0-7	.	.	3
91	Adetokunbo Ogundeji	12-12	15	8	23	7.0-28	7.0-28	.	.	7	1-0	1	.	.
35	Marist Liufau	10-3	10	12	22	1.5-2	0.5-1	.	.	1	1-12	.	.	.
7F	Isaiah Foskey	12-0	12	8	20	5.0-34	4.5-33	.	1	5	.	.	1	.
2K	Jack Kiser	11-1	16	4	20	3.0-5	.	1-2	.	1
41	Kurt Hinish	12-12	13	6	19	7.5-22	2.0-6	.	.	1
1A	Justin Ademilola	12-0	10	7	17	2.5-5	1.0-2	.	1
9	Daelin Hayes	12-12	12	5	17	6.0-32	3.0-19	1-13	1	3	1-0	2	.	.
95	M. Tagovailoa-Amosa	11-9	11	6	17	6.0-21	2.5-10	.	.	2	2-0	1	.	.
33	Shayne Simon	11-8	9	5	14	1.0-1	.	.	4	1
3G	Houston Griffith	12-2	13	1	14	1.0-4
31	Jack Lamb	12-0	11	2	13	2
5C	Howard Cross III	12-0	8	5	13	1
57	Jayson Ademilola	8-2	4	7	11	1.5-12	0.5-4	.	.	4
29	Ovie Oghoufo	11-0	7	3	10	1.5-9	1.5-9	.	2	1
1P	Isaiah Pryor	12-0	8	.	8	1.0-7	1.0-7	.	.	1	.	1	.	.
1B	DJ Brown	12-0	7	1	8	.	.	.	2	1
1M	Paul Moala	3-0	5	2	7
99	Rylie Mills	9-1	2	5	7	2.0-8	0.5-4
2B	JD Bertrand	11-0	5	2	7
54	Jacob Lacey	11-0	1	3	4	1.0-2	.	.	1
1J	Jordan Botelho	11-0	2	2	4
1W	KJ Wallace	4-0	2	1	3	1.0-4
5	Cam Hart	9-0	2	1	3	.	.	.	2
34	Osita Ekwonu	9-0	2	1	3	1	.
11	Ben Skowronek	10-10	2	.	2
9E	Ehrensberger,Al	1-0	2	.	2	2.0-7	1.0-6
TM	,TEAM	8-0	2	.	2	1.0-3
19	Jay Bramblett	12-0	1	.	1
65	Michael Vinson	12-0	.	1	1
39	Jonathan Doerer	12-0	1	.	1
4	Kevin Austin	2-0	1	.	1
20	C'Bo Flemister	9-0	.	1	1
87	Michael Mayer	12-3	1	.	1
89	Brock Wright	12-8	1	.	1
Total		12	451	201	652	90-344	31-172	7-68	49	40	10-38	9	2	.
Opponents		12	547	240	787	65-248	25-137	3-11	26	32	8-93	10	.	.



TEAM STATISTICS

		Rushing				Receiving				Passing				Kick Returns				Punt Returns				tot		
Date	Opponent	no.	yds	td	lg	no.	yds	td	lg	cmp	att	int	yds	td	lg	no.	yds	td	lg	no.	yds	td	lg	off
Sep 12	DUKE	42	178	2	26	19	263	1	75	19	31	1	263	1	75	4	90	0	38	1	3	0	3	441
Sep 19	SOUTH FLA.	45	281	6	31	13	149	0	27	13	21	0	149	0	27	1	14	0	14	2	62	1	7	430
Oct 10	FLORIDA ST.	42	353	4	65	16	201	2	38	16	25	0	201	2	38	3	90	0	36	1	-6	0	0	554
Oct 17	LOUISVILLE	49	232	1	24	11	106	0	18	11	19	0	106	0	18	1	22	0	22	0	0	0	0	338
10/24/20	at Pitt	50	115	2	18	17	319	3	73	17	33	0	319	3	73	1	17	0	17	3	32	1	1	434
Oct 31	at Georgia Tech	44	227	3	21	18	199	1	34	18	26	0	199	1	34	2	39	0	20	0	0	0	0	426
Nov 07	CLEMSON	40	208	3	65	22	310	1	53	22	39	0	310	1	53	0	0	0	0	1	5	0	5	518
Nov 14	at Boston College	49	274	3	29	20	283	3	48	20	28	0	283	3	48	4	84	0	22	2	12	0	12	557
Nov 27	at North Carolina	36	199	3	47	23	279	1	53	23	33	0	279	1	53	1	18	0	18	1	8	0	8	478
Dec 05	SYRACUSE	40	283	3	94	24	285	3	29	24	37	1	285	3	29	3	73	0	33	2	12	0	13	568
Dec 19	vs Clemson	30	44	1	24	20	219	0	30	20	28	0	219	0	30	2	37	0	20	1	0	0	0	263
Jan 01	vs Alabama	38	139	2	20	28	236	0	27	28	42	1	236	0	27	1	8	0	12	0	0	0	0	375
Notre Dame		505	2533	33	94	231	2849	15	75	231	362	3	2849	15	75	23	492	0	38	14	128	2	13	5382
		354	1356	12	80	225	2767	14	67	225	388	7	2767	14	67	35	635	0	37	12	44	0	20	4123

Games: 12 • Avg/rush: 5.0 • Avg/catch: 12.3 • Pass effic: 141.94 • KR avg: 21.4 • PR avg: 9.1 • All purpose avg/game: 505.8 • Total offense

		Tackles				Sacks	Fumble		Pass Defense			blkd	PAT Attempts			off		
Date	Opponent	ua	a	total	tfl-yds	no-yds	ff	fr-yds	int-yds	qbh	brup	kick	kick	rush	rcv	saf	t/o	pts
Sep 1	DUKE	38	26	64	7.0-33	3.0-21	1	2-0	0-0	9	6	0	3-3	0	0	0	7	27
Sep 1	SOUTH FLA.	44	10	54	11.0-36	2.0-15	0	0-0	0-0	8	6	1	7-7	0	0	0	0	52
Oct 10	FLORIDA ST.	53	6	59	9.0-43	4.0-22	0	0-0	1-23	6	6	0	6-6	0	0	0	0	42
Oct 17	LOUISVILLE	35	8	43	8.0-21	0.0-0	0	0-0	0-0	0	2	0	0-0	0	0	0	0	12
10/24/	at Pitt	24	16	40	6.0-27	3.0-19	1	0-0	3-16	6	2	1	6-6	0	0	0	21	45
Oct 31	at Georgia Tech	35	19	54	9.0-48	5.0-34	2	1-0	0-0	2	2	0	4-4	0	0	0	7	31
Nov 0	CLEMSON	52	12	64	10.0-30	2.0-14	1	3-26	0-0	4	4	0	5-5	0	0	0	10	47
Nov 1	at Boston College	24	20	44	7.0-25	2.0-9	0	1-0	1-2	1	6	0	6-6	0	0	0	14	45
Nov 2	at North Carolina	30	26	56	8.0-26	6.0-21	0	0-0	0-0	1	4	0	4-4	0	0	0	0	31
Dec 0	SYRACUSE	46	8	54	6.0-18	1.0-3	4	3-12	1-13	1	5	0	6-6	0	0	0	14	45
Dec 1	vs Clemson	40	20	60	5.0-15	2.0-6	0	0-0	1-14	2	4	0	1-1	0	0	0	0	10
Jan 01	vs Alabama	30	30	60	4.0-22	1.0-8	0	0-0	0-0	0	2	0	2-2	0	0	0	0	14
Notre Dame		451	201	652	90.0-344	31.0-172	9	10-38	7-68	40	49	2	50-50	0	0	0	73	401
		547	240	787	65.0-248	25.0-137	10	8-93	3-11	32	26	0	24-24	1	0	0	34	236

		Punting										Field Goals			Kickoffs				
Date	Opponent	no.	yds	avg	long	blkd	tb	fc	50+	i20	md-att	long	blkd	no.	yds	avg	tb	ob	
Sep 1	DUKE	6	263	43.8	53	0	0	1	2	3	2-2	48	0	5	322	64.4	3	0	
Sep 1	SOUTH FLA.	2	74	37.0	40	0	0	1	0	1	1-2	22	0	9	535	59.4	1	0	
Oct 10	FLORIDA ST.	3	119	39.7	44	0	0	2	0	0	0-1	0	0	7	445	63.6	3	0	
Oct 17	LOUISVILLE	2	83	41.5	42	0	0	2	0	0	2-2	32	0	4	254	63.5	1	0	
10/24/	at Pitt	5	212	42.4	49	0	1	1	0	0	1-1	21	0	8	415	51.9	0	0	
Oct 31	at Georgia Tech	3	119	39.7	45	0	0	0	0	0	1-1	32	0	6	313	52.2	2	0	
Nov 0	CLEMSON	3	123	41.0	54	0	0	2	1	0	4-5	45	0	8	480	60.0	1	1	
Nov 1	at Boston College	0	0	0.0	0	0	0	0	0	0	1-2	23	0	8	400	50.0	0	0	
Nov 2	at North Carolina	5	215	43.0	57	0	0	1	2	2	1-2	32	0	5	250	50.0	2	0	
Dec 0	SYRACUSE	4	153	38.2	42	0	0	2	0	1	1-2	25	0	8	420	52.5	4	0	
Dec 1	vs Clemson	6	289	48.2	59	0	0	2	2	4	1-2	51	0	3	188	62.7	1	0	
Jan 01	vs Alabama	4	189	47.2	53	0	0	1	3	1	0-1	0	0	2	130	65.0	1	0	
Notre Dame		43	1839	42.8	59	0	1	15	10	12	15-23	51	0	73	4152	56.9	19	1	
		60	2414	40.2	62	2	1	27	11	27	16-18	46	0	52	3111	59.8	21	0	



OPPONENT STATISTICS

		Rushing				Receiving				Passing				Kick Returns				Punt Returns				tot		
Date	Opponent	no.	yds	td	lg	no.	yds	td	lg	cmp	att	int	yds	td	lg	no.	yds	td	lg	no.	yds	td	lg	off
Sep 12	DUKE	30	75	1	23	20	259	0	55	20	37	0	259	0	55	2	41	0	25	4	27	0	13	334
Sep 19	SOUTH FLA.	33	106	0	42	12	125	0	36	12	29	0	125	0	36	8	129	0	26	0	0	0	0	231
Oct 10	FLORIDA ST.	40	153	2	33	17	252	1	48	17	31	1	252	1	48	4	66	0	22	0	0	0	0	405
Oct 17	LOUISVILLE	23	96	0	28	17	137	1	29	17	22	0	137	1	29	3	68	0	28	0	0	0	0	233
10/24/20	at Pitt	20	44	0	19	12	118	0	33	12	33	3	118	0	33	4	81	0	32	2	-8	0	0	162
Oct 31	at Georgia Tech	33	88	1	14	15	150	0	39	15	26	0	150	0	39	1	10	0	10	3	3	0	4	238
Nov 07	CLEMSON	33	34	2	13	29	439	2	53	29	44	0	439	2	53	5	81	0	24	0	0	0	0	473
Nov 14	at Boston College	25	85	1	22	18	272	2	40	18	40	1	272	2	40	5	90	0	25	0	0	0	0	357
Nov 27	at North Carolina	30	87	1	26	17	211	1	51	17	27	0	211	1	51	0	0	0	0	1	0	0	0	298
Dec 05	SYRACUSE	35	229	2	80	18	185	1	37	18	30	1	185	1	37	0	0	0	0	0	0	0	0	414
Dec 19	vs Clemson	27	219	2	44	25	322	2	67	25	39	1	322	2	67	2	53	0	37	1	2	0	2	541
Jan 01	vs Alabama	25	140	0	53	25	297	4	40	25	30	0	297	4	40	1	16	0	16	1	20	0	20	437
Opponents		354	1356	12	80	225	2767	14	67	225	388	7	2767	14	67	35	635	0	37	12	44	0	20	4123
		505	2533	33	94	231	2849	15	75	231	362	3	2849	15	75	23	492	0	38	14	128	2	13	5382

Games: 12 • Avg/rush: 3.8 • Avg/catch: 12.3 • Pass effic: 126.19 • KR avg: 18.1 • PR avg: 3.7 • All purpose avg/game: 404.2 • Total offense

		Tackles				Sacks	Fumble	Pass Defense			blkd	PAT Attempts			off			
Date	Opponent	ua	a	total	tfl-yds	no-yds	ff	fr-yds	int-yds	qbh	brup	kick	kick	rush	rcv	saf	t/o	pts
Sep 1	DUKE	48	18	66	5.0-18	3.0-14	0	0-0	1-0	2	0	0	1-1	0	0	0	0	13
Sep 1	SOUTH FLA.	45	18	63	3.0-11	0.0-0	2	0-0	0-0	1	2	0	0-0	0	0	0	0	0
Oct 10	FLORIDA ST.	45	14	59	1.0-1	0.0-0	1	2-0	0-0	3	1	0	2-2	0	0	0	10	26
Oct 17	LOUISVILLE	49	16	65	6.0-24	4.0-21	0	0-0	0-0	0	4	0	1-1	0	0	0	0	7
10/24/	at Pitt	50	28	78	12.0-37	2.0-5	1	0-0	0-0	11	3	0	0-0	0	0	0	0	3
Oct 31	at Georgia Tech	40	30	70	7.0-23	2.0-10	1	1-93	0-0	1	0	0	1-1	0	0	0	7	13
Nov 0	CLEMSON	51	8	59	8.0-24	2.0-8	1	1-0	0-0	4	4	0	4-4	0	0	0	0	40
Nov 1	at Boston College	45	34	79	1.0-1	0.0-0	2	3-0	0-0	1	2	0	2-2	1	0	0	3	31
Nov 2	at North Carolina	42	14	56	2.0-15	2.0-15	0	0-0	0-0	6	2	0	2-2	0	0	0	0	17
Dec 0	SYRACUSE	61	4	65	7.0-25	2.0-10	0	1-0	1-11	0	4	0	3-3	0	0	0	7	21
Dec 1	vs Clemson	32	30	62	10.0-50	6.0-39	1	0-0	0-0	3	2	0	4-4	0	0	0	0	34
Jan 01	vs Alabama	39	26	65	3.0-19	2.0-15	1	0-0	1-0	0	2	0	4-4	0	0	0	7	31
Opponents		547	240	787	65.0-248	25.0-137	10	8-93	3-11	32	26	0	24-24	1	0	0	34	236
		451	201	652	90.0-344	31.0-172	9	10-38	7-68	40	49	2	50-50	0	0	0	73	401

		Punting										Field Goals			Kickoffs				
Date	Opponent	no.	yds	avg	long	blkd	tb	fc	50+	i20	md-att	long	blkd	no.	yds	avg	tb	ob	
Sep 1	DUKE	6	274	45.7	60	0	0	3	2	4	2-2	30	0	4	258	64.5	0	0	
Sep 1	SOUTH FLA.	6	144	24.0	53	1	0	0	1	0	0-0	0	0	1	49	49.0	0	0	
Oct 10	FLORIDA ST.	6	264	44.0	51	0	0	3	1	2	2-2	42	0	6	382	63.7	3	0	
Oct 17	LOUISVILLE	5	202	40.4	51	0	0	2	1	3	0-1	0	0	2	118	59.0	1	0	
10/24/	at Pitt	8	267	33.4	43	1	0	4	0	4	1-1	45	0	2	129	64.5	1	0	
Oct 31	at Georgia Tech	4	165	41.2	58	0	1	3	1	0	0-1	0	0	2	125	62.5	0	0	
Nov 0	CLEMSON	3	125	41.7	45	0	0	2	0	1	4-4	46	0	8	520	65.0	8	0	
Nov 1	at Boston College	2	82	41.0	41	0	0	0	0	0	3-3	41	0	6	347	57.8	1	0	
Nov 2	at North Carolina	7	354	50.6	62	0	0	1	3	5	1-1	42	0	4	260	65.0	3	0	
Dec 0	SYRACUSE	7	298	42.6	50	0	0	4	2	3	0-0	0	0	4	254	63.5	1	0	
Dec 1	vs Clemson	3	112	37.3	39	0	0	2	0	3	2-2	37	0	7	404	57.7	3	0	
Jan 01	vs Alabama	3	127	42.3	46	0	0	3	0	2	1-1	41	0	6	265	44.2	0	0	
Opponents		60	2414	40.2	62	2	1	27	11	27	16-18	46	0	52	3111	59.8	21	0	
		43	1839	42.8	59	0	1	15	10	12	15-23	51	0	73	4152	56.9	19	1	



Notre Dame Inside Opponent Red-Zone

Date	Opponent	Score	Times	Times	Total	Rush	Pass	FGs	Failed to score inside RZ						
			In RZ	Score	Pts	TDs	TDs	TDs	Made	FGA	Dow	Int	Fum	Half	Gam
Sep 12, 202	DUKE	27-13	4	3	17	2	1	1	1	0	0	1	0	0	0
Sep 19, 202	SOUTH FLA.	52-0	7	6	38	5	5	0	1	1	0	0	0	0	0
Oct 10, 202	FLORIDA ST.	42-26	5	4	28	4	2	2	0	0	1	0	0	0	0
Oct 17, 202	LOUISVILLE	12-7	5	3	12	1	1	0	2	0	1	0	0	1	0
10/24/20	at Pitt	45-3	5	4	24	3	2	1	1	0	0	0	0	1	0
Oct 31, 202	at Georgia Tech	31-13	7	5	31	4	3	1	1	0	0	0	1	1	0
Nov 07, 202	CLEMSON	47-40	6	5	27	3	2	1	2	0	0	0	1	0	0
Nov 14, 202	at Boston College	45-31	8	7	45	6	3	3	1	0	0	0	0	1	0
Nov 27, 202	at North Carolina	31-17	6	5	31	4	3	1	1	1	0	0	0	0	0
Dec 05, 202	SYRACUSE	45-21	2	2	10	1	1	0	1	0	0	0	0	0	0
Dec 19, 202	vs Clemson	L 10-34	1	0	0	0	0	0	0	1	0	0	0	0	0
Jan 01, 202	vs Alabama	L 14-31	4	2	14	2	2	0	0	0	1	0	0	1	0
Totals			60	46	277	35	25	10	11	3	3	1	2	5	0
46 of 60 (76.7%)															

Opponents Inside Notre Dame Red-Zone

Date	Opponent	Score	Times	Times	Total	Rush	Pass	FGs	Failed to score inside RZ						
			In RZ	Score	Pts	TDs	TDs	TDs	Made	FGA	Dow	Int	Fum	Half	Gam
Sep 12, 202	DUKE	27-13	3	3	13	1	1	0	2	0	0	0	0	0	0
Sep 19, 202	SOUTH FLA.	52-0	1	0	0	0	0	0	0	0	1	0	0	0	0
Oct 10, 202	FLORIDA ST.	42-26	4	3	16	2	2	0	1	0	0	1	0	0	0
Oct 17, 202	LOUISVILLE	12-7	1	1	7	1	0	1	0	0	0	0	0	0	0
10/24/20	at Pitt	45-3	0	0	0	0	0	0	0	0	0	0	0	0	0
Oct 31, 202	at Georgia Tech	31-13	2	1	6	1	1	0	0	1	0	0	0	0	0
Nov 07, 202	CLEMSON	47-40	5	5	27	3	2	1	2	0	0	0	0	0	0
Nov 14, 202	at Boston College	45-31	7	6	31	3	1	2	3	0	1	0	0	0	0
Nov 27, 202	at North Carolina	31-17	2	2	14	2	1	1	0	0	0	0	0	0	0
Dec 05, 202	SYRACUSE	45-21	1	1	7	1	0	1	0	0	0	0	0	0	0
Dec 19, 202	vs Clemson	L 10-34	2	2	6	0	0	0	2	0	0	0	0	0	0
Jan 01, 202	vs Alabama	L 14-31	2	2	14	2	0	2	0	0	0	0	0	0	0
Totals			30	26	141	16	8	8	10	1	2	1	0	0	0
26 of 30 (86.7%)															



3rd-Down Conversions

Date	Opponent	Score	Overall		1st Qtr		2nd Qtr		3rd Qtr		4th Qtr		Overtime	
Sep 12, 202	DUKE	27-13	7-16	43.8	0-3	0.0	2-4	50.0	1-4	25.0	4-5	80.0	1-1	100.0
Sep 19, 202	SOUTH FLA.	52-0	8-14	57.1	5-5	100.0	2-3	66.7	0-3	0.0	1-3	33.3		
Oct 10, 202	FLORIDA ST.	42-26	2-7	28.6	0-1	0.0	1-2	50.0	1-3	33.3	0-1	0.0		
Oct 17, 202	LOUISVILLE	12-7	8-14	57.1	2-4	50.0	1-3	33.3	2-2	100.0	3-5	60.0		
10/24/20	at Pitt	45-3	11-18	61.1	3-4	75.0	3-5	60.0	3-4	75.0	2-5	40.0		
Oct 31, 202	at Georgia Tech	31-13	10-15	66.7	5-5	100.0	1-3	33.3	2-3	66.7	2-4	50.0		
Nov 07, 202	CLEMSON	47-40	10-19	52.6	4-5	80.0	1-4	25.0	1-3	33.3	3-6	50.0		
Nov 14, 202	at Boston College	45-31	4-8	50.0	0-1	0.0	2-3	66.7	0-0	0.0	2-4	50.0		
Nov 27, 202	at North Carolina	31-17	4-11	36.4	0-1	0.0	1-3	33.3	1-4	25.0	2-3	66.7		
Dec 05, 202	SYRACUSE	45-21	7-15	46.7	3-5	60.0	1-3	33.3	1-3	33.3	2-4	50.0		
Dec 19, 202	vs Clemson	L 10-34	3-12	25.0	2-4	50.0	0-3	0.0	0-3	0.0	1-2	50.0		
Jan 01, 202	vs Alabama	L 14-31	8-16	50.0	3-5	60.0	2-5	40.0	1-2	50.0	2-4	50.0		
	Notre Dame		82-16	49.7	27-43	62.8	17-41	41.5	13-34	38.2	24-46	52.2	1-1	100.0
	Opponents		48-15	31.4	11-28	39.3	17-49	34.7	12-39	30.8	8-36	22.2	0-1	0.0

4th-Down Conversions

Date	Opponent	Score	Overall		1st Qtr		2nd Qtr		3rd Qtr		4th Qtr		Overtime	
Sep 12, 202	DUKE	27-13	2-2	100.0	0-0	0.0	1-1	100.0	1-1	100.0	0-0	0.0	0-0	0.0
Sep 19, 202	SOUTH FLA.	52-0	2-2	100.0	0-0	0.0	0-0	0.0	1-1	100.0	1-1	100.0		
Oct 10, 202	FLORIDA ST.	42-26	0-1	0.0	0-0	0.0	0-0	0.0	0-0	0.0	0-1	0.0		
Oct 17, 202	LOUISVILLE	12-7	0-1	0.0	0-0	0.0	0-1	0.0	0-0	0.0	0-0	0.0		
10/24/20	at Pitt	45-3	1-1	100.0	0-0	0.0	0-0	0.0	0-0	0.0	1-1	100.0		
Oct 31, 202	at Georgia Tech	31-13	0-0	0.0	0-0	0.0	0-0	0.0	0-0	0.0	0-0	0.0		
Nov 07, 202	CLEMSON	47-40	0-1	0.0	0-0	0.0	0-0	0.0	0-0	0.0	0-1	0.0		
Nov 14, 202	at Boston College	45-31	2-2	100.0	0-0	0.0	1-1	100.0	0-0	0.0	1-1	100.0		
Nov 27, 202	at North Carolina	31-17	0-0	0.0	0-0	0.0	0-0	0.0	0-0	0.0	0-0	0.0		
Dec 05, 202	SYRACUSE	45-21	1-2	50.0	0-0	0.0	0-1	0.0	1-1	100.0	0-0	0.0		
Dec 19, 202	vs Clemson	L 10-34	0-1	0.0	0-0	0.0	0-1	0.0	0-0	0.0	0-0	0.0		
Jan 01, 202	vs Alabama	L 14-31	2-3	66.7	0-0	0.0	1-1	100.0	0-0	0.0	1-2	50.0		
	Notre Dame		10-16	62.5	0-0	0.0	3-6	50.0	3-3	100.0	4-7	57.1	0-0	0.0
	Opponents		8-18	44.4	0-2	0.0	1-2	50.0	4-6	66.7	3-7	42.9	0-1	0.0

Time of Possession

Date	Opponent	Score	Overall	1st Qtr	2nd Qtr	3rd Qtr	4th Qtr	Overtime
Sep 12, 202	DUKE	27-13	33:24	4:43	8:43	9:59	9:59	
Sep 19, 202	SOUTH FLA.	52-0	32:27	10:51	7:48	5:30	8:18	
Oct 10, 202	FLORIDA ST.	42-26	27:52	6:07	6:54	8:15	6:36	
Oct 17, 202	LOUISVILLE	12-7	36:15	12:43	9:14	3:54	10:24	
10/24/20	at Pitt	45-3	40:59	10:31	8:36	10:22	11:30	
Oct 31, 202	at Georgia Tech	31-13	36:54	12:19	8:14	6:55	9:26	
Nov 07, 202	CLEMSON	47-40	30:22	11:08	7:59	4:46	6:29	0:00
Nov 14, 202	at Boston College	45-31	34:27	9:17	8:08	4:13	12:49	
Nov 27, 202	at North Carolina	31-17	35:04	8:41	7:57	9:12	9:14	
Dec 05, 202	SYRACUSE	45-21	33:50	9:57	7:16	7:17	9:20	
Dec 19, 202	vs Clemson	L 10-34	31:52	11:03	7:50	6:40	6:19	
Jan 01, 202	vs Alabama	L 14-31	33:43	10:13	7:32	6:24	9:34	
	Notre Dame	Total	407:09	117:33	96:11	83:27	109:58	0:00
		Avg.	33:55	9:47	8:00	6:57	9:09	0:00
	Opponents	Total	312:51	62:27	83:49	96:33	70:02	0:00
		Avg.	26:04	5:12	6:59	8:02	5:50	0:00



NOTRE DAME INDIVIDUAL GAME HIGHS

Rushes	25	Kyren Williams vs Louisville (Oct 17, 2020)
Yards Rushing	185	Kyren Williams vs Florida St. (Oct 10, 2020)
TD Rushes	3	Ian Book vs South Fla. (Sep 19, 2020)
	3	Kyren Williams vs Clemson (Nov 07, 2020)
Long Rush	94	Chris Tyree vs Syracuse (Dec 05, 2020)
Pass attempts	39	Ian Book vs Clemson (Nov 07, 2020)
	39	Ian Book vs Alabama (Jan 01, 2021)
Pass completions	27	Ian Book vs Alabama (Jan 01, 2021)
Yards Passing	312	Ian Book at Pitt (10/24/20)
TD Passes	3	Ian Book at Pitt (10/24/20)
	3	Ian Book at Boston College (Nov 14, 2020)
	3	Ian Book vs Syracuse (Dec 05, 2020)
Long Pass	75	Ian Book vs Duke (Sep 12, 2020)
Receptions	8	Kyren Williams vs Alabama (Jan 01, 2021)
Yards Receiving	135	Javon McKinley at North Carolina (Nov 27, 2020)
TD Receptions	3	Ben Skowronek at Boston College (Nov 14, 2020)
	3	Javon McKinley vs Syracuse (Dec 05, 2020)
Long Reception	75	Kyren Williams vs Duke (Sep 12, 2020)
Field Goals	4	Jonathan Doerer vs Clemson (Nov 07, 2020)
Long Field Goal	51	Jonathan Doerer vs Clemson (Dec 19, 2020)
Punts	6	Jay Bramblett vs Duke (Sep 12, 2020)
	6	Jay Bramblett vs Clemson (Dec 19, 2020)
Punting Avg	48.2	Jay Bramblett vs Clemson (Dec 19, 2020)
Long Punt	59	Jay Bramblett vs Clemson (Dec 19, 2020)
Punts inside 20	4	Jay Bramblett vs Clemson (Dec 19, 2020)
Long Punt Return	13	Matt Salerno vs Syracuse (Dec 05, 2020)
Long Kickoff Return	38	Chris Tyree vs Duke (Sep 12, 2020)
Tackles	12	Clarence Lewis vs Syracuse (Dec 05, 2020)
Sacks	2.0	Adetokunbo Ogundeji vs Florida St. (Oct 10, 2020)
	2.0	Daelin Hayes at Georgia Tech (Oct 31, 2020)
	2.0	Adetokunbo Ogundeji at North Carolina (Nov 27, 2020)
Tackles For Loss	2.5	Jer., Owusu-Koramoah vs Clemson (Nov 07, 2020)
Interceptions	1	Shaun Crawford vs Florida St. (Oct 10, 2020)
	1	Nick McCloud at Pitt (10/24/20)
	1	Bo Bauer at Pitt (10/24/20)
	1	Jer., Owusu-Koramoah at Pitt (10/24/20)
	1	Jack Kiser at Boston College (Nov 14, 2020)
	1	Daelin Hayes vs Syracuse (Dec 05, 2020)
	1	Kyle Hamilton vs Clemson (Dec 19, 2020)

OPPONENT INDIVIDUAL GAME HIGHS

Rushes	23	Tucker, S., vs Syracuse (Dec 05, 2020)
Yards Rushing	125	Najee Harris, vs Alabama (Jan 01, 2021)
TD Rushes	1	Brice, C., vs Duke (Sep 12, 2020)
	1	Webb, La'Damian, vs Florida St. (Oct 10, 2020)
	1	Travis, Jordan, vs Florida St. (Oct 10, 2020)
	1	Mason, J., at Georgia Tech (Oct 31, 2020)
	1	Etienne, Travis, vs Clemson (Nov 07, 2020)
	1	Uiagalelei, D.J., vs Clemson (Nov 07, 2020)
	1	Bailey, D., at Boston College (Nov 14, 2020)
	1	Howell, S., at North Carolina (Nov 27, 2020)
	1	Tucker, S., vs Syracuse (Dec 05, 2020)
	1	Lutz, C., vs Syracuse (Dec 05, 2020)
	1	Etienne, Travis, vs Clemson (Dec 19, 2020)
	1	LAWRENCE, vs Clemson (Dec 19, 2020)
Long Rush	80	Lutz, C., vs Syracuse (Dec 05, 2020)
Pass attempts	44	Uiagalelei, D.J., vs Clemson (Nov 07, 2020)
Pass completions	29	Uiagalelei, D.J., vs Clemson (Nov 07, 2020)
Yards Passing	439	Uiagalelei, D.J., vs Clemson (Nov 07, 2020)
TD Passes	4	Mac Jones, vs Alabama (Jan 01, 2021)
Long Pass	67	LAWRENCE, vs Clemson (Dec 19, 2020)
Receptions	9	Terry, Tamorrion, vs Florida St. (Oct 10, 2020)
Yards Receiving	161	Powell, Cornell, vs Clemson (Nov 07, 2020)
TD Receptions	3	DeVonta Smith, vs Alabama (Jan 01, 2021)
Long Reception	67	Rodgers, Amari, vs Clemson (Dec 19, 2020)
Field Goals	4	Potter, B.T., vs Clemson (Nov 07, 2020)
Long Field Goal	46	Potter, B.T., vs Clemson (Nov 07, 2020)
Punts	7	Christodoulou, at Pitt (10/24/20)
	7	Kiernan, B., at North Carolina (Nov 27, 2020)
	7	Cooney, N., vs Syracuse (Dec 05, 2020)
Punting Avg	50.6	Kiernan, B., at North Carolina (Nov 27, 2020)
Long Punt	62	Kiernan, B., at North Carolina (Nov 27, 2020)
Punts inside 20	5	Kiernan, B., at North Carolina (Nov 27, 2020)
Long Punt Return	20	DeVonta Smith, vs Alabama (Jan 01, 2021)
Long Kickoff Return	37	Etienne, Travis, vs Clemson (Dec 19, 2020)
Tackles	16	McDuffie, I., at Boston College (Nov 14, 2020)
Sacks	2.0	Montgomery, Mont, vs Louisville (Oct 17, 2020)
	2.0	Cantin-Arku, G., vs Syracuse (Dec 05, 2020)
Tackles For Loss	4.0	Dennis, S., at Pitt (10/24/20)
Interceptions	1	Young Iv, L., vs Duke (Sep 12, 2020)
	1	Carter, J., vs Syracuse (Dec 05, 2020)
	1	C. Harris, vs Alabama (Jan 01, 2021)

NOTRE DAME TEAM GAME HIGHS

Rushes	50	at Pitt (10/24/20)
Yards Rushing	353	vs Florida St. (Oct 10, 2020)
Yards Per Rush	8.4	vs Florida St. (Oct 10, 2020)
TD Rushes	6	vs South Fla. (Sep 19, 2020)
Pass attempts	42	vs Alabama (Jan 01, 2021)
Pass completions	28	vs Alabama (Jan 01, 2021)
Yards Passing	319	at Pitt (10/24/20)
Yards Per Pass	10.1	at Boston College (Nov 14, 2020)
TD Passes	3	at Pitt (10/24/20)
	3	at Boston College (Nov 14, 2020)
	3	vs Syracuse (Dec 05, 2020)
Total Plays	83	at Pitt (10/24/20)
Total Offense	568	vs Syracuse (Dec 05, 2020)
Yards Per Play	8.3	vs Florida St. (Oct 10, 2020)
Points	52	vs South Fla. (Sep 19, 2020)
Sacks By	6	at North Carolina (Nov 27, 2020)
First Downs	29	at Boston College (Nov 14, 2020)
Penalties	8	at Boston College (Nov 14, 2020)
Penalty Yards	69	at Boston College (Nov 14, 2020)
Turnovers	3	at Boston College (Nov 14, 2020)
Interceptions By	3	at Pitt (10/24/20)
Punts	6	vs Duke (Sep 12, 2020)
	6	vs Clemson (Dec 19, 2020)
Punting Avg	48.2	vs Clemson (Dec 19, 2020)
Long Punt	59	vs Clemson (Dec 19, 2020)
Punts inside 20	4	vs Clemson (Dec 19, 2020)
Long Punt Return	13	vs Syracuse (Dec 05, 2020)

OPPONENT TEAM GAME HIGHS

Rushes	40	vs Florida St. (Oct 10, 2020)
Yards Rushing	229	vs Syracuse (Dec 05, 2020)
Yards Per Rush	8.1	vs Clemson (Dec 19, 2020)
TD Rushes	2	vs Florida St. (Oct 10, 2020)
	2	vs Clemson (Nov 07, 2020)
	2	vs Syracuse (Dec 05, 2020)
	2	vs Clemson (Dec 19, 2020)
Pass attempts	44	vs Clemson (Nov 07, 2020)
Pass completions	29	vs Clemson (Nov 07, 2020)
Yards Passing	439	vs Clemson (Nov 07, 2020)
Yards Per Pass	10.0	vs Clemson (Nov 07, 2020)
TD Passes	4	vs Alabama (Jan 01, 2021)
Total Plays	77	vs Clemson (Nov 07, 2020)
Total Offense	541	vs Clemson (Dec 19, 2020)
Yards Per Play	8.2	vs Clemson (Dec 19, 2020)
Points	40	vs Clemson (Nov 07, 2020)
Sacks By	6	vs Clemson (Dec 19, 2020)
First Downs	24	vs Alabama (Jan 01, 2021)
Penalties	12	at Pitt (10/24/20)
Penalty Yards	93	at Pitt (10/24/20)
Turnovers	4	vs Syracuse (Dec 05, 2020)
Interceptions By	1	vs Duke (Sep 12, 2020)
	1	vs Syracuse (Dec 05, 2020)
	1	vs Alabama (Jan 01, 2021)
Punts	8	at Pitt (10/24/20)
Punting Avg	50.6	at North Carolina (Nov 27, 2020)
Long Punt	62	at North Carolina (Nov 27, 2020)
Punts inside 20	5	at North Carolina (Nov 27, 2020)
Long Punt Return	20	vs Alabama (Jan 01, 2021)



##	PLAYER	GP-GS	DU	USF	FSU	UL	UP	GT	CU	BC	NC	SU	CU	UA
22	Abdur-Rahman, K	1/-	...	XXX
5A	Ademilola, Ja	8/2	XXX	...	START	START	XXX	XXX	XXX	XXX	XXX
1A	Ademilola, Ju	12/-	XXX	XXX	XXX	XXX	XXX	XXX	XXX	XXX	XXX	XXX	XXX	XXX
2A	Ajavon, L	4/-	XXX	...	XXX	XXX	XXX
26	Albano, L	1/-	...	XXX
8	Armstrong, J	12/-	XXX	XXX	XXX	XXX	XXX	XXX	XXX	XXX	XXX	XXX	XXX	XXX
4	Austin, K	2/-	XXX	XXX
79	Baker, T	2/-	...	XXX	XXX
69	Banks, A	12/12	START	START	START	START	START	START	START	START	START	START	START	START
5B	Bauer, B	12/-	XXX	XXX	XXX	XXX	XXX	XXX	XXX	XXX	XXX	XXX	XXX	XXX
84	Bauman, K	4/-	...	XXX	XXX	XXX	...	XXX
2B	Bertrand, J	11/-	XXX	XXX	XXX	XXX	XXX	XXX	XXX	XXX	...	XXX	XXX	XXX
12	Book, I	12/12	START	START	START	START	START	START	START	START	START	START	START	START
1J	Botelho, J	11/-	...	XXX	XXX	XXX	XXX	XXX	XXX	XXX	XXX	XXX	XXX	XXX
2T	Bracy, T	8/6	START	...	START	START	...	START	START	XXX	START	XXX
19	Bramblett, J	12/-	XXX	XXX	XXX	XXX	XXX	XXX	XXX	XXX	XXX	XXX	XXX	XXX
1B	Brown, D	12/-	XXX	XXX	XXX	XXX	XXX	XXX	XXX	XXX	XXX	XXX	XXX	XXX
68	Carmody, M	1/-	...	XXX
14	Carney, J	2/-	...	XXX	XXX
77	Carroll, Q	3/-	...	XXX	XXX	XXX
7	Clark, B	1/-	XXX
52	Correll, Z	4/2	...	XXX	XXX	START	START
2C	Crawford, S	12/12	START	START	START	START	START	START	START	START	START	START	START	START
5C	Cross III, H	12/-	XXX	XXX	XXX	XXX	XXX	XXX	XXX	XXX	XXX	XXX	XXX	XXX
3	Davis, A	12/4	START	XXX	XXX	XXX	XXX	START	XXX	XXX	XXX	XXX	START	XXX
56	Dirksen, J	11/-	XXX	XXX	XXX	XXX	XXX	XXX	XXX	...	XXX	XXX	XXX	XXX
39	Doerer, J	12/-	XXX	XXX	XXX	XXX	XXX	XXX	XXX	XXX	XXX	XXX	XXX	XXX
9E	Ehrensberger, Al	1/-	...	XXX
74	Eichenburg, L	12/12	START	START	START	START	START	START	START	START	START	START	START	START
16	Ekanayake, C	1/-	XXX
3E	Ekwonu, O	9/-	...	XXX	XXX	XXX	XXX	XXX	...	XXX	XXX	XXX	XXX	...
20	Flemister, C	9/-	...	XXX	XXX	...	XXX	XXX	XXX	XXX	...	XXX	XXX	XXX
7F	Foskey, I	12/-	XXX	XXX	XXX	XXX	XXX	XXX	XXX	XXX	XXX	XXX	XXX	XXX
5F	Franklin, J	2/-	XXX	XXX
76	Gibbons, D	11/1	XXX	XXX	XXX	XXX	XXX	...	XXX	XXX	XXX	START	XXX	XXX
38	Goepferich, D	2/-	...	XXX	XXX
50	Gregory, R	1/-	...	XXX
3G	Griffith, H	12/2	XXX	START	START	XXX	XXX	XXX	XXX	XXX	XXX	XXX	XXX	XXX
61	Grunhard, C	3/-	XXX	XXX	XXX
72	Hainsey, R	12/12	START	START	START	START	START	START	START	START	START	START	START	START
1H	Hamilton, K	11/11	START	...	START	START	START	START	START	START	START	START	START	START
5	Hart, C	9/-	XXX	XXX	...	XXX	XXX	XXX	...	XXX	XXX	...	XXX	XXX
9H	Hayes, D	12/12	START	START	START	START	START	START	START	START	START	START	START	START
49	Heinge, J	1/-	XXX
1R	Henderson, R	5/-	...	XXX	XXX	XXX	XXX	XXX
41	Hinish, K	12/12	START	START	START	START	START	START	START	START	START	START	START	START
15	Johnson, J	2/-	...	XXX	XXX



##	PLAYER	GP-GS	DU	USF	FSU	UL	UP	GT	CU	BC	NC	SU	CU	UA
80	Jones, M	1/-	XXX
92	Keanaaina, A	1/-	...	XXX
13	Keys III, L	8/-	XXX	...	XXX	...	XXX	XXX	...	XXX	XXX	XXX	...	XXX
2K	Kiser, J	11/1	XXX	START	...	XXX	XXX	XXX	XXX	XXX	XXX	XXX	XXX	XXX
78	Kraemer, T	11/10	START	START	START	START	START	START	START	START	...	XXX	START	START
73	Kristofic, A	4/-	...	XXX	XXX	XXX	...	XXX
5L	Lacey, J	11/-	XXX	XXX	XXX	XXX	XXX	XXX	XXX	XXX	...	XXX	XXX	XXX
3L	Lamb, J	12/-	XXX	XXX	XXX	XXX	XXX	XXX	XXX	XXX	XXX	XXX	XXX	XXX
0	Lenzy, B	7/1	...	XXX	START	XXX	XXX	XXX	XXX	...	XXX
2L	Lewis, C	12/6	XXX	START	XXX	XXX	START	XXX	XXX	START	XXX	START	START	START
48	Lezynski, X	1/-	XXX
35	Liufau, M	10/3	START	...	XXX	XXX	XXX	XXX	...	XXX	XXX	XXX	START	START
75	Lugg, J	11/3	XXX	XXX	XXX	XXX	...	XXX	XXX	XXX	START	START	START	XXX
2M	Mahoney, J	2/-	...	XXX	XXX
43	Mailey, G	1/-	...	XXX
87	Mayer, M	12/3	XXX	START	XXX	XXX	XXX	XXX	XXX	XXX	XXX	START	XXX	START
4M	McCloud, N	12/11	START	START	XXX	START	START	START	START	START	START	START	START	START
88	McKinley, J	12/12	START	START	START	START	START	START	START	START	START	START	START	START
99	Mills, R	9/1	...	XXX	XXX	XXX	XXX	XXX	XXX	XXX	XXX	START
1M	Moala, P	3/-	XXX	XXX	XXX
53	Murphy, Q	1/-	...	XXX
21	Offord, C	2/-	...	XXX	XXX
20	Oghoufo, O	11/-	XXX	...	XXX	XXX	XXX	XXX	XXX	XXX	XXX	XXX	XXX	XXX
91	Ogundeji, A	12/12	START	START	START	START	START	START	START	START	START	START	START	START
60	Owusu-Koramoah	12/12	START	START	START	START	START	START	START	START	START	START	START	START
55	Patterson, J	8/8	START	START	START	START	START	START	START	START
44	Peitsch, A	1/-	...	XXX
3P	Pelini, P	1/-	XXX
1P	Pryor, I	12/-	XXX	XXX	XXX	XXX	XXX	XXX	XXX	XXX	XXX	XXX	XXX	XXX
10	Pyne, D	4/-	...	XXX	XXX	XXX	...	XXX
30	Rittman, J	1/-	...	XXX
11	Rutherford, I	3/-	...	XXX	XXX	XXX
32	Salerno, M	11/-	...	XXX	XXX	XXX	XXX	XXX	XXX	XXX	XXX	XXX	XXX	XXX
33	Simon, S	11/8	XXX	...	START	START	START	START	START	START	START	START	XXX	XXX
11	Skowronek, B	10/10	START	START	START	START	START	START	START	START	START	START
34	Smith, J	1/-	XXX
95	Tagovailoa, M	11/9	START	START	...	XXX	START	START	START	START	START	START	START	XXX
85	Takacs, G	10/-	XXX	XXX	XXX	...	XXX	XXX	XXX	XXX	XXX	XXX	...	XXX
24	Tremble, T	12/10	START	START	START	START	START	START	START	START	START	XXX	START	XXX
25	Tyree, C	12/-	XXX	XXX	XXX	XXX	XXX	XXX	XXX	XXX	XXX	XXX	XXX	XXX
3V	Velotta, C	1/-	...	XXX
65	Vinson, M	12/-	XXX	XXX	XXX	XXX	XXX	XXX	XXX	XXX	XXX	XXX	XXX	XXX
1W	Wallace, K	4/-	...	XXX	XXX	XXX	XXX
82	Watts, X	2/-	...	XXX	XXX
40	White, D	12/12	START	START	START	START	START	START	START	START	START	START	START	START
18	Wilkins, J	11/-	XXX	XXX	XXX	XXX	XXX	XXX	XXX	XXX	XXX	XXX	...	XXX
23	Williams, K	12/12	START	START	START	START	START	START	START	START	START	START	START	START
89	Wright, B	12/8	XXX	START	START	START	XXX	START	START	START	START	XXX	START	XXX



57 JAYSON ADEMIOLA

DL • 6' 3", 280 lbs • Senior/Senior
Jackson, NJ (St. Peter's Prep)

ADEMIOLA'S CAREER HIGHS

Tackles: 5, at Duke (2019)
Tackles-for-Loss: 1.0 (3x), MR vs. Navy (2019)
Sacks: 0.5 (2x), MR vs. Alabama (2021)
Forced Fumbles: N/A
Fumble Recoveries: N/A

ADEMIOLA'S CAREER STATISTICS

TACKLES	g	ua	a	total	tfl	pd	ff	fr	blk	qbh
2018	12	11	8	19	1.5-5	0	0	0	0	1
2019	11	9	16	25	4.0-12	1	0	0	0	2
2020	8	4	7	11	1.5-12	0	0	0	0	4
TOTAL	31	24	31	55	7.0-29	1	0	0	0	7

SACKS	g	ua	a	total	yards
2018	12	0	1	0.5	3
2019	11	0	0	0.0	0
2020	8	0	1	0.5	4
TOTAL	31	0	2	1.0	7



9 JUSTIN ADEMIOLA

DL • 6' 1 3/4", 255 lbs • Senior/Junior
Jackson, NJ (St. Peter's Prep)

ADEMIOLA'S CAREER HIGHS

Tackles: 4 (2x), MR at Pitt (2020)
Tackles-for-Loss: 1.5, at North Carolina (2020)
Sacks: 1.0, at North Carolina (2020)
Forced Fumbles: N/A
Fumble Recoveries: N/A

ADEMIOLA'S CAREER STATISTICS

TACKLES	g	ua	a	total	tfl	pd	ff	fr	blk	qbh
2018	4	6	3	9	0.0-0	0	0	0	0	0
2019	8	6	3	9	1.0-2	0	0	0	0	0
2020	11	10	6	16	2.5-5	1	0	0	0	0
TOTAL	23	22	12	34	3.5-7	1	0	0	0	0

SACKS	g	ua	a	total	yards
2018	4	0	0	0.0	0
2019	8	0	0	0.0	0
2020	11	1	0	1.0	2
TOTAL	23	1	0	1.0	2



4 KEVIN AUSTIN JR.

WR • 6' 2", 215 lbs • Senior/Junior
Ft. Lauderdale, FL (North Broward Prep)


AUSTIN JR.'S CAREER HIGHS

Receptions: 2, vs. Wake Forest (2018)
Receiving Yards: 38, at Navy (2018)
Longest Reception: 38, at Navy (2018)
Receiving TDs: N/A

AUSTIN JR.'S CAREER STATISTICS

RECEIVING	g	rec	yards	td	long	rec/g	avg/c	avg/g
2018	11	5	90	0	38	0.5	18.0	8.2
2020	2	1	18	0	18	0.5	18.0	9.0
TOTAL	13	6	108	0	38	0.5	18.0	8.3

ALL PURPOSE	g	rush	rcv	pr	kr	ir	total	avg/g
2018	11	0	90	0	0	0	90	8.2
2020	2	0	18	0	0	0	18	9.0
TOTAL	13	0	108	0	0	0	108	8.3



52 BO BAUER

LB • 6' 2 3/4", 233 lbs • Senior/Senior
Harborcreek, PA (Cathedral Prep)

BAUER'S CAREER HIGHS


Tackles: 6 (2x), MR vs. Syracuse (2020)
Tackles-for-Loss: 2.0 (2x), vs. Syracuse (2020)
Sacks: 1.0, vs. Florida State (2020)
Forced Fumbles: N/A
Fumble Recoveries: N/A
Interceptions: 1, at Pitt (2020)
INT Return Yards: 16, at Pitt (2020)

BAUER'S CAREER STATISTICS

INTERCEPTIONS	g	no.	yards	td	long	avg/r	avg/g
2018	13	0	0	0	0	0.0	0.0
2019	13	0	0	0	0	0.0	0.0
2020	12	1	16	0	16	16.0	1.3
TOTAL	38	1	16	0	16	16.0	0.4

TACKLES	g	ua	a	total	tfl	pd	ff	fr	blk	qbh
2018	13	7	3	10	0.0-0	0	0	0	0	0
2019	13	18	10	28	2.0-4	0	0	0	1	0
2020	12	17	9	26	4.5-17	2	0	0	0	3
TOTAL	38	42	22	64	6.5-21	2	0	0	1	3

SACKS	g	ua	a	total	yards
2018	13	0	0	0.0	0
2019	13	0	0	0.0	0
2020	12	1	0	1.0	7
TOTAL	38	1	0	1.0	7



84 KEVIN BAUMAN

TE • 6' 4 1/2", 242 lbs • Sophomore/Freshman
Red Bank, NJ (Red Bank Catholic)

BAUMAN'S CAREER HIGHS

Receptions: 1, vs. South Florida (2020)
Receiving Yards: 5, vs. South Florida (2020)
Longest Reception: 5, vs. South Florida (2020)
Receiving TDs: N/A

BAUMAN'S CAREER STATISTICS

RECEIVING	g	rec	yards	td	long	rec/g	avg/c	avg/g
2020	4	1	5	0	5	0.2	5.0	1.2
TOTAL	4	1	5	0	5	0.2	5.0	1.2



27 JD BERTRAND

LB • 6' 1", 230 lbs • Junior/Sophomore
Alpharetta, GA (Blessed Trinity)

BERTRAND'S CAREER HIGHS

Tackles: 3 (2x), MR vs. Florida State (2020)
Tackles-for-Loss: N/A
Sacks: N/A
Forced Fumbles: N/A
Fumble Recoveries: N/A

BERTRAND'S CAREER STATISTICS

TACKLES	g	ua	a	total	tfl	pd	ff	fr	blk	qbh
2019	2	0	0	0	0.0-0	0	0	0	0	0
2020	11	5	2	7	0.0-0	0	0	0	0	0
TOTAL	13	5	2	7	0.0-0	0	0	0	0	0



17 JORDAN BOTELHO

DL • 6' 2 1/2", 245 lbs • Sophomore/Sophomore
Honolulu, HI (Saint Louis)

BOTELHO'S CAREER HIGHS

Tackles: 1 (3x), MR vs. Clemson (2020)
Tackles-for-Loss: N/A
Sacks: N/A
Forced Fumbles: N/A
Fumble Recoveries: N/A

BOTELHO'S CAREER STATISTICS

PUNT RETURNS	g	no.	yards	td	long	avg/r	avg/g
2020	11	0	1	1	1	0.0	0.1
TOTAL	11	0	1	1	1	0.0	0.1

TACKLES	g	ua	a	total	tfl	pd	ff	fr	blk	qbh
2020	11	2	2	4	0.0-0	0	0	0	0	0
TOTAL	11	2	2	4	0.0-0	0	0	0	0	0



28 TARIQ BRACY

CB • 5' 10 1/8", 177 lbs • Senior/Senior
Milpitas, CA (Milpitas)

BRACY'S CAREER HIGHS

Tackles: 8, vs. Florida State (2020)
Forced Fumbles: 1 (2x), MR vs. Bowling Green (2019)
Fumble Recoveries: 1 (2x), MR at Duke (2019)
Interceptions: N/A
INT Return Yards: N/A
Pass Breakups: 2 (3x), MR vs. Duke (2020)

BRACY'S CAREER STATISTICS

TACKLES	g	ua	a	total	tfl	pd	ff	fr	blk	qbh
2018	12	14	4	18	0.0-0	0	1	0	0	0
2019	12	25	9	34	0.0-0	7	1	2	0	0
2020	8	22	2	24	2.0-7	3	0	0	0	0
TOTAL	32	61	15	76	2.0-7	10	2	2	0	0



19 JAY BRAMBLETT

P • 6' 1 1/2", 197 lbs • Junior/Junior
Tuscaloosa, AL (Hillcrest)

BRAMBLETT'S CAREER HIGHS


Punts: 10, at Michigan (2019)
Punt Yards: 423, at Michigan (2019)
Long Punt: 61, at Michigan (2019)
Rushes: 1 (2x), MR vs. Louisville (2020)
Rushing Yards: 14, vs. Duke (2020)

BRAMBLETT'S CAREER STATISTICS

ALL PURPOSE	g	rush	rcv	pr	kr	ir	total	avg/g
2019	13	0	0	0	0	0	0	0.0
2020	12	21	0	0	0	0	21	1.8
TOTAL	25	21	0	0	0	0	21	0.8

PUNTING	g	no.	yards	long	avg
2019	13	63	2485	61	39.4
2020	12	43	1839	59	42.8
TOTAL	25	106	4324	61	40.8

TACKLES	g	ua	a	total	tfl	pd	ff	fr	blk	qbh
2019	13	0	0	0	0.0-0	0	0	0	0	0
2020	12	1	0	1	0.0-0	0	0	0	0	0
TOTAL	25	1	0	1	0.0-0	0	0	0	0	0



12 DJ BROWN

S • 6' 0 3/8", 200 lbs • Senior/Junior
Annapolis, MD (St. John's College)

BROWN'S CAREER HIGHS

Tackles: 3, vs. New Mexico (2019)
Forced Fumbles: N/A
Fumble Recoveries: N/A
Interceptions: N/A
INT Return Yards: N/A
Pass Breakups: 1 (2x), MR vs. Florida State (2020)


BROWN'S CAREER STATISTICS

TACKLES	g	ua	a	total	tfl	pd	ff	fr	blk	qbh
2018	1	0	0	0	0.0-0	0	0	0	0	0
2019	9	3	4	7	0.0-0	0	0	0	0	0
2020	12	7	1	8	0.0-0	2	0	0	0	1
TOTAL	22	10	5	15	0.0-0	2	0	0	0	1



17 JACK COAN

QB • 6' 3 1/4", 223 lbs • Graduate Student/Senior
Sayville, NY (Sayville/Wisconsin)



56 HOWARD CROSS III


DL • 6' 0 7/8", 275 lbs • Junior/Junior
Paramus, NJ (Saint Joseph Regional)

CROSS III'S CAREER HIGHS

Tackles: 3, vs. Syracuse (2020)
Tackles-for-Loss: N/A
Sacks: N/A
Forced Fumbles: N/A
Fumble Recoveries: N/A

CROSS III'S CAREER STATISTICS

TACKLES	g	ua	a	total	tfl	pd	ff	fr	blk	qbh
2020	12	8	5	13	0.0-0	0	0	0	0	1
TOTAL	12	8	5	13	0.0-0	0	0	0	0	1



3 AVERY DAVIS

WR • 5' 11", 202 lbs • Graduate Student/Senior
Cedar Hill, TX (Cedar Hill)

DAVIS' CAREER HIGHS

Receptions: 4 (2x), MR vs. Clemson (2020)
Receiving Yards: 78, vs. Clemson (2020)
Long Reception: 59, vs. New Mexico (2019)
Receiving TDs: 1 (4x), MR vs. Clemson (2020)
Rushes: 9, at Wake Forest (2018)
Rushing Yards: 43, at Wake Forest (2018)
Longest Rush: 12, at Wake Forest (2018)
Rushing TDs: N/A

DAVIS' CAREER STATISTICS

RUSHING	g	att	yards	td	long	avg/c	avg/g
2018	9	22	70	0	12	3.2	7.8
2019	11	6	10	0	7	1.7	0.9
2020	12	3	57	0	29	19.0	4.8
TOTAL	32	31	137	0	29	4.4	4.3

TOTAL OFFENSE	g	rush	pass	total	avg/g
2018	9	70	0	70	7.8
2019	11	10	0	10	0.9
2020	12	57	0	57	4.8
TOTAL	32	137	0	137	4.3

RECEIVING	g	rec	yards	td	long	rec/g	avg/c	avg/g
2018	9	5	30	0	9	0.6	6.0	3.3
2019	11	10	124	2	59	0.9	12.4	11.3
2020	12	24	322	2	53	2.0	13.4	26.8
TOTAL	32	39	476	4	59	1.2	12.2	14.9



39 JONATHAN DOERER

K/P • 6' 3", 197 lbs • Graduate Student/Senior
Charlotte, NCL (South Mecklenburg)

DOERER'S CAREER HIGHS

Made Field Goals: 4 (3x), MR vs. Clemson (2020)
Field Goal Attempts: 5, vs. Clemson (2020)
Longest FG Made: 52, vs. Southern Cal (2019)
PAT Made: 7 (2x), MR vs. Navy (2019)
PAT Attempts: 7 (2x), MR vs. Navy (2019)
Points: 17, vs. Clemson (2020)

DOERER'S CAREER STATISTICS

SCORING	g	td	rush	rcv	ret	pat	2pat	fg	total	avg/g
2017	7	0	0	0	0	0	0	0	0	0.0
2018	10	0	0	0	0	5	0	1	8	0.8
2019	13	0	0	0	0	57	0	17	108	8.3
2020	12	0	0	0	0	48	0	15	93	7.8
TOTAL	42	0	0	0	0	110	0	33	209	5.0

FIELD GOALS	g	made	att	long	pct
2017	7	0	0	0	0.0
2018	10	1	1	30	100.0
2019	13	17	20	52	85.0
2020	12	15	23	51	65.2
TOTAL	42	33	44	52	75.0



20 C'BO FLEMISTER

RB • 5' 11 1/4", 201 lbs • Senior/Junior
Williamson, GA (Pike County)

FLEMISTER'S CAREER HIGHS

Rushes: 15, at Georgia Tech (2020)
Rushing Yards: 127, vs. USF (2020)
Longest Rush: 31, vs. USF (2020)
Rushing TDs: 2, at Boston College (2020)
Receptions: 1 (3x), MR at Boston College (2020)
Receiving Yards: 27, at Boston College (2020)
Long Reception: 27, at Boston College (2020)
Receiving TDs: N/A

FLEMISTER'S CAREER STATISTICS

RUSHING	g	att	yards	td	long	avg/c	avg/g
2018	2	1	0	0	0	0.0	0.0
2019	9	48	162	5	14	3.4	18.0
2020	9	58	299	5	31	5.2	33.2
TOTAL	20	107	461	10	31	4.3	23.0

TOTAL OFFENSE	g	rush	pass	total	avg/g
2018	2	0	0	0	0.0
2019	9	162	0	162	18.0
2020	9	299	0	299	33.2
TOTAL	20	461	0	461	23.0

RECEIVING	g	rec	yards	td	long	rec/g	avg/c	avg/g
2018	2	0	0	0	0	0.0	0.0	0.0
2019	9	1	13	0	13	0.1	13.0	1.4
2020	9	2	36	0	27	0.2	18.0	4.0
TOTAL	20	3	49	0	27	0.2	16.3	2.5



7 ISAIAH FOSKEY

DL • 6' 5", 260 lbs • Junior/Sophomore
Antioch, CA (De La Salle)

FOSKEY'S CAREER HIGHS

Tackles: 4 (2x), MR at North Carolina (2020)
Tackles-for-Loss: 1.5, vs. Duke (2020)
Sacks: 1.0 (4x), MR at North Carolina (2020)
Forced Fumbles: N/A
Fumble Recoveries: N/A

FOSKEY'S CAREER STATISTICS

PUNT RETURNS	g	no.	yards	td	long	avg/r	avg/g
2019	4	1	23	0	0	23.0	5.8
2020	12	1	31	1	0	31.0	2.6
TOTAL	16	2	54	1	0	27.0	3.4

ALL PURPOSE	g	rush	rcv	pr	kr	ir	total	avg/g
2019	4	0	0	23	0	0	23	5.8
2020	12	0	0	31	0	0	31	2.6
TOTAL	16	0	0	54	0	0	54	3.4

TACKLES	g	ua	a	total	tfl	pd	ff	fr	blk	qbh
2019	4	1	4	5	0.0-0	0	0	0	1	1
2020	12	12	8	20	5.0-34	1	0	0	1	5
TOTAL	16	13	12	25	5.0-34	1	0	0	2	6

SACKS	g	ua	a	total	yards
2019	4	0	0	0.0	0
2020	12	4	1	4.5	33
TOTAL	16	4	1	4.5	33



3 HOUSTON GRIFFITH

S • 6' 0 1/4", 202 lbs • Senior/Senior
Chicago, IL (IMG Academy (FL))

GRIFFITH'S CAREER HIGHS

Tackles: 5, vs. USF (2020)
Tackles-for-Loss: 1.0, vs. USF (2020)
Forced Fumbles: N/A
Fumble Recoveries: N/A
Interceptions: N/A
INT Return Yards: N/A
Pass Breakups: 1, (3x), MR at Duke (2019)
Quarterback Hurries: 1, vs. Syracuse (2018)

GRIFFITH'S CAREER STATISTICS

TACKLES	g	ua	a	total	tfl	pd	ff	fr	blk	qbh
2018	11	10	4	14	0.0-0	2	0	0	0	1
2019	13	3	2	5	0.0-0	1	0	0	0	0
2020	12	13	1	14	1.0-4	0	0	0	0	0
TOTAL	36	26	7	33	1.0-4	3	0	0	0	1



14 KYLE HAMILTON

S • 6' 4", 220 lbs • Junior/Junior
Atlanta, GA (Marist School)

HAMILTON'S CAREER HIGHS


Tackles: 10, vs. Clemson (ACCCG) (2020)
Tackles-for-Loss: 2.0, at Georgia Tech (2020)
Forced Fumbles: N/A
Fumble Recoveries: N/A
Interceptions: 1 (5x), MR vs. Clemson (ACCCG) (2020)
INT Return Yards: 34, vs New Mexico (2019)
Pass Breakups: 2, at Louisville (2019)
Quarterback Hurries: 1 (2x), MR vs. Florida State (2020)

HAMILTON'S CAREER STATISTICS

INTERCEPTIONS	g	no.	yards	td	long	avg/r	avg/g
2019	13	4	66	1	34	16.5	5.1
2020	11	1	14	0	14	14.0	1.3
TOTAL	24	5	80	1	34	16.0	3.3

ALL PURPOSE	g	rush	rcv	pr	kr	ir	total	avg/g
2019	13	0	0	0	0	66	66	5.1
2020	11	0	0	0	0	14	14	1.3
TOTAL	24	0	0	0	0	80	80	3.3

TACKLES	g	ua	a	total	tfl	pd	ff	fr	blk	qbh
2019	13	27	14	41	1.0-1	10	0	0	0	0
2020	11	51	12	63	4.5-16	7	0	0	0	2
TOTAL	24	78	26	104	5.5-17	17	0	0	0	2



5 CAM HART


CB • 6' 2 1/2", 205 lbs • Junior/Sophomore
Baltimore, MD (Good Counsel)

HART'S CAREER HIGHS

Tackles: 1 (3x), MR at Georgia Tech (2020)
Forced Fumbles: N/A
Fumble Recoveries: N/A
Interceptions: N/A
INT Return Yards: N/A
Pass Breakups: 2, vs. USF (2020)

HART'S CAREER STATISTICS

TACKLES	g	ua	a	total	tfl	pd	ff	fr	blk	qbh
2019	3	0	0	0	0.0-0	0	0	0	0	0
2020	9	2	1	3	0.0-0	2	0	0	0	0
TOTAL	12	2	1	3	0.0-0	2	0	0	0	0



41 KURT HINISH

DL • 6' 1 3/4", 300 lbs • Graduate Student/*Senior
Pittsburgh, PA (Central Catholic)


HINISH'S CAREER HIGHS

Tackles: 3 (6x), MR vs. North Carolina (2020)
Tackles-for-Loss: 2.0 (2x), MR at Boston College (2020)
Sacks: 1.5, vs. Syracuse (2018)
Forced Fumbles: 1, vs. Southern Cal (2019)
Fumble Recoveries: N/A

HINISH'S CAREER STATISTICS

TACKLES	g	ua	a	total	tfl	pd	ff	fr	blk	qbh
2017	12	1	7	8	0.5-1	0	0	0	0	1
2018	13	6	7	13	2.0-14	0	0	0	0	0
2019	13	7	8	15	4.5-12	0	1	0	0	1
2020	12	13	6	19	7.5-22	0	0	0	0	1
TOTAL	50	27	28	55	14.5-49	0	1	0	0	3

SACKS	g	ua	a	total	yards
2017	12	0	0	0.0	0
2018	13	1	1	1.5	12
2019	13	1	2	2.0	9
2020	12	2	0	2.0	6
TOTAL	50	4	3	5.5	27



13 LAWRENCE KEYS III

WR • 5' 10 3/8", 176 lbs • Senior/Junior
New Orleans, LA (McDonogh 35)

KEYS III CAREER HIGHS

Receptions: 3, at Georgia (2019)
Receiving Yards: 35, at Georgia (2019)
Long Reception: 28, at Georgia (2019)
Receiving TDs: N/A
Rushes: 2 (2x), MR at Duke (2019)
Rushing Yards: 20, at Duke (2019)
Long Rush: 15, at Duke (2019)
Rushing TDs: N/A
Punt Returns: 1 (3x), MR vs. Florida State (2020)
Punt Return Yards: 6, vs. Boston College (2019)
Punt Return TDs: N/A


KEYS III CAREER STATISTICS

RUSHING	g	att	yards	td	long	avg/c	avg/g
2019	12	6	45	0	15	7.5	3.8
2020	8	0	0	0	0	0.0	0.0
TOTAL	20	6	45	0	15	7.5	2.2

TOTAL OFFENSE	g	rush	pass	total	avg/g
2019	12	45	0	45	3.8
2020	8	0	0	0	0.0
TOTAL	20	45	0	45	2.2

RECEIVING	g	rec	yards	td	long	rec/g	avg/c	avg/g
2019	12	13	134	0	28	1.1	10.3	11.2
2020	8	5	51	0	20	0.6	10.2	6.4
TOTAL	20	18	185	0	28	0.9	10.3	9.2

PUNT RETURNS	g	no.	yards	td	long	avg/r	avg/g
2019	12	1	6	0	6	6.0	0.5
2020	8	2	-3	0	3	-1.5	-0.4
TOTAL	20	3	3	0	6	1.0	0.2



24 JACK KISER

LB • 6' 1 5/8", 222 lbs • Junior/Sophomore
Royal Center, IN (Pioneer)

KISER'S CAREER HIGHS

Tackles: 8, vs. USF (2020)
Tackles-for-Loss: 2.0, vs. USF (2020)
Sacks: N/A
Forced Fumbles: N/A
Fumble Recoveries: N/A
Interceptions: 1, at Boston College (2020)
INT Return Yards: 2, at Boston College (2020)

KISER'S CAREER S

INTERCEPTIONS	g	no.	yards	td	long	avg/r	avg/g
2019	4	0	0	0	0	0.0	0.0
2020	11	1	2	0	2	2.0	0.2
TOTAL	15	1	2	0	2	2.0	0.1

ALL PURPOSE	g	rush	rcv	pr	kr	lr	total	avg/g
2019	4	0	0	0	0	0	0	0.0
2020	11	0	0	0	0	2	2	0.2
TOTAL	15	0	0	0	0	2	2	0.1

TACKLES	g	ua	a	total	tfl	pd	ff	fr	blk	qbh
2019	4	0	0	0	0.0-0	0	0	0	0	0
2020	11	16	4	20	3.0-5	1	0	0	0	1
TOTAL	15	16	4	20	3.0-5	1	0	0	0	1


54 JACOB LACEY

DL • 6' 1 5/8", 275 lbs • Junior/Junior
Bowling Green, KY (South Warren)

LACEY'S CAREER HIGHS

Tackles: 4, vs. Navy (2019)
Tackles-for-Loss: 1.5, vs. Virginia (2019)
Sacks: 0.5, vs. Virginia (2019)
Forced Fumbles: N/A
Fumble Recoveries: N/A

LACEY'S CAREER STATISTICS

TACKLES	g	ua	a	total	tfl	pd	ff	fr	blk	qbh
2019	11	7	7	14	1.5-3	0	0	0	0	1
2020	11	1	3	4	1.0-2	1	0	0	0	0
TOTAL	22	8	10	18	2.5-5	1	0	0	0	1

SACKS	g	ua	a	total	yards
2019	11	0	1	0.5	2
2020	11	0	0	0.0	0
TOTAL	22	0	1	0.5	2


0 BRADEN LENZY

WR • 5' 11 3/8", 182 lbs • Senior/Junior
Tigard, OR (Tigard Senior)

LENZY'S CAREER HIGHS

Receptions: 3 (2x), MR vs. Florida State (2020)
Receiving Yards: 87, vs. Navy (2019)
Long Reception: 70, vs. Navy (2019)
Receiving TDs: 2 (2x), MR vs. Navy (2019)
Rushes: 4, at Stanford (2019)
Rushing Yards: 61, vs. Boston College (2019)
Long Rush: 61, vs. Boston College (2019)
Rushing TDs: 1 (2x), MR vs. Boston College (2019)

LENZY'S CAREER STATISTICS

RUSHING	g	att	yards	td	long	avg/c	avg/g
2018	0	0	0	0	0	0.0	0.0
2019	9	13	200	2	61	15.4	22.2
2020	7	3	8	0	3	2.7	1.1
TOTAL	16	16	208	2	61	13.0	13.0

TOTAL OFFENSE	g	rush	pass	total	avg/g
2018	0	0	0	0	0.0
2019	9	200	0	200	22.2
2020	7	8	0	8	1.1
TOTAL	16	208	0	208	13.0

RECEIVING	g	rec	yards	td	long	rec/g	avg/c	avg/g
2018	0	0	0	0	0	0.0	0.0	0.0
2019	9	11	254	2	70	1.2	23.1	28.2
2020	7	7	63	1	22	1.0	9.0	9.0
TOTAL	16	18	317	3	70	1.1	17.6	19.8


6 CLARENCE LEWIS

CB • 5' 11 1/2", 198 lbs • Sophomore/Sophomore
Edison, NJ (Mater Dei)

LEWIS' CAREER HIGHS

Tackles: 12, vs. Syracuse (2020)
Tackles-for-Loss: 1.0, vs. USF (2020)
Forced Fumbles: 1, vs. Syracuse (2020)
Fumble Recoveries: N/A
Interceptions: N/A
INT Return Yards: N/A
Pass Breakups: 3, vs. USF (2020)

LEWIS' CAREER STATISTICS

TACKLES	g	ua	a	total	tfl	pd	ff	fr	blk	qbh
2020	12	29	4	33	1.0-3	7	1	0	0	0
TOTAL	12	29	4	33	1.0-3	7	1	0	0	0


8 MARIST LIUFAU

LB • 6' 2 1/4", 229 lbs • Junior/Sophomore
Kalihi, HI (Punahou)

LIUFAU'S CAREER HIGHS

Tackles: 6, vs. Clemson (ACCG) (2020)
Tackles-for-Loss: 0.5, at North Carolina (2020)
Sacks: 0.5, at North Carolina (2020)
Forced Fumbles: N/A
Fumble Recoveries: 1, vs. Syracuse (2020)

LIUFAU'S CAREER STATISTICS

TACKLES	g	ua	a	total	tfl	pd	ff	fr	blk	qbh
2019	4	0	0	0	0.0-0	0	0	0	0	0
2020	10	10	12	22	1.5-2	0	0	1	0	1
TOTAL	14	10	12	22	1.5-2	0	0	1	0	1

SACKS	g	ua	a	total	yards
2019	4	0	0	0.0	0
2020	10	0	1	0.5	1
TOTAL	14	0	1	0.5	1

SOPHOMORE SEASON (2020)




**87 MICHAEL
MAYER**
TE • 6' 4 1/2", 251 lbs • Sophomore/Sophomore
Independence, KY (Covington Catholic)

MAYER'S CAREER HIGHS

Receptions: 7, vs. Alabama (2021)
Receiving Yards: 73, at Pitt (2020)
Long Reception: 29, vs. Clemson (2020)
Receiving TDs: 1 (2x), MR at Pitt (2020)
Rushes: N/A
Rushing Yards: N/A
Long Rush: N/A
Rushing TDs: N/A

MAYER'S CAREER STATISTICS

RECEIVING	g	rec	yards	td	long	rec/g	avg/c	avg/g
2020	11	35	388	2	29	3.2	11.1	35.3
TOTAL	11	35	388	2	29	3.2	11.1	35.3



**99 RYLIE
MILLS**
DL • 6' 5 1/8", 283 lbs • Sophomore/Sophomore
Lake Bluff, IL (Lake Forest)

MILLS' CAREER HIGHS

Tackles: 2 (2x), MR at North Carolina (2020)
Tackles-for-Loss: 1.0, vs. Syracuse (2020)
Sacks: 0.5, at North Carolina (2020)
Forced Fumbles: N/A
Fumble Recoveries: N/A

MILLS' CAREER STATISTICS

TACKLES	g	ua	a	total	tfl	pd	ff	fr	blk	qbh
2020	9	2	5	7	2.0-8	0	0	0	0	0
TOTAL	9	2	5	7	2.0-8	0	0	0	0	0

SACKS	g	ua	a	total	yards
2020	9	0	1	0.5	4
TOTAL	9	0	1	0.5	4



**13 PAUL
MOALA**
LB • 5' 11 1/2", 222 lbs • Senior/Junior
Mishawaka, IN (Penn)

MOALA'S CAREER HIGHS

Tackles: 5, vs. Duke (2020)
Tackles-for-Loss: 1.0, vs. Navy (2019)
Sacks: N/A
Forced Fumbles: 1, vs. Navy (2019)
Fumble Recoveries: 1, vs. Navy (2019)

MOALA'S CAREER STATISTICS

TACKLES	g	ua	a	total	tfl	pd	ff	fr	blk	qbh
2018	7	1	0	1	0.0-0	0	0	0	0	0
2019	12	6	8	14	1.0-6	0	1	1	0	2
2020	3	5	2	7	0.0-0	0	0	0	0	0
TOTAL	22	12	10	22	1.0-6	0	1	1	0	2



**10 ISAIAH
PRYOR**
LB • 6' 1 1/2", 217 lbs • Graduate Student/Senior
Lawrenceville, GA (Archer/Ohio State)

PRYOR'S CAREER HIGHS

Tackles: 3, at Boston College (2020)
Tackles-for-Loss: 1.0, at Pitt (2020)
Sacks: 1.0, at Pitt (2020)
Forced Fumbles: 1, at Pitt (2020)
Fumble Recoveries: N/A
Interceptions: N/A
INT Return Yards: N/A
Pass Breakups: N/A

PRYOR'S CAREER STATISTICS

TACKLES	g	ua	a	total	tfl	pd	ff	fr	blk	qbh
2020	12	8	0	8	1.0-7	0	1	0	0	1
TOTAL	12	8	0	8	1.0-7	0	1	0	0	1

SACKS	g	ua	a	total	yards
2020	12	1	0	1.0	7
TOTAL	12	1	0	1.0	7



**10 DREW
PYNE**
QB • 5' 11 1/2", 200 lbs • Sophomore/Freshman
New Canaan, CT (New Canaan)


PYNE'S CAREER HIGHS

Completions: 1 (2x), MR vs. Alabama (2021)
Attempts: 2, vs. USF (2020)
Passing Yards: 7, vs. Alabama (2021)
Longest Pass: 7, vs. Alabama (2021)
Passing TDs: N/A
Rushes: 1, vs. South Florida (2020)
Rushing Yards: 4, vs. USF (2020)
Longest Rush: 4, vs. USF (2020)
Rushing TDs: N/A

PYNE'S CAREER STATISTICS

RUSHING	g	att	yards	td	long	avg/c	avg/g
2020	4	1	4	0	4	4.0	1.0
TOTAL	4	1	4	0	4	4.0	1.0

PASSING	g	cmp	att	int	yards	td	long	pct	avg/p	avg/g
2020	4	2	3	0	12	0	7	66.7	4.0	3.0
TOTAL	4	2	3	0	12	0	7	66.7	4.0	3.0



29 MATT SALERNO

WR • 6' 0 5/8", 196 lbs • Senior/Junior
Valencia, CA (Crespi Carmelite)

SALERNO'S CAREER HIGHS

Punt Returns: 2 (3x), MR vs. Syracuse (2020)
Punt Return Yards: 12 (2x), MR vs. Syracuse (2020)
Punt Return TDs: N/A
Long Return: 13, vs. Syracuse (2020)

SALERNO'S CAREER STATISTICS

PUNT RETURNS	g	no.	yards	td	long	avg/r	avg/g
2019	1	0	0	0	0	0.0	0.0
2020	11	10	45	0	13	4.5	4.1
TOTAL	12	10	45	0	13	4.5	3.8



33 SHAYNE SIMON

LB • 6' 2 3/4", 233 lbs • Senior/Senior
West Orange, NJ (St. Peter's Prep)

SIMON'S CAREER HIGHS

Tackles: 4 (2x), MR vs. Clemson (2020)
Tackles-for-Loss: 1.5 vs. Bowling Green (2019)
Sacks: N/A
Forced Fumbles: N/A
Fumble Recoveries: N/A
Quarterback Hurries: 1 (2x), MR at Pitt (2020)

SIMON'S CAREER STATISTICS

TACKLES	g	ua	a	total	tfl	pd	ff	fr	blk	qbh
2018	9	2	2	4	0.5-2	1	0	0	0	0
2019	11	2	7	9	1.5-2	0	0	0	0	1
2020	11	9	5	14	1.0-1	4	0	0	0	1
TOTAL	31	13	14	27	3.0-5	5	0	0	0	2



95 MYRON TAGOVAILOA-AMOSA

DL • 6' 2 1/2", 268 lbs • Graduate Student/Senior
Ewa Beach, HI (Kapole)

TAGOVAILOA-AMOSA'S CAREER HIGHS

Tackles: 4 (2x), MR vs. Duke (2020)
Tackles-for-Loss: 1.0 (8x), MR vs. Syracuse (2020)
Sacks: 1.0 (2x), MR vs. Syracuse (2020)
Forced Fumbles: 1, vs. Syracuse (2020)
Fumble Recoveries: 1 (3x), MR vs. Syracuse (2020)

TAGOVAILOA-AMOSA'S CAREER STATISTICS

TACKLES	g	ua	a	total	tfl	pd	ff	fr	blk	qbh
2017	13	7	5	12	1.5-6	0	0	0	0	0
2018	2	0	2	2	0.5-1	0	0	0	0	0
2019	12	13	9	22	2.5-5	1	0	1	0	6
2020	11	11	6	17	6.0-21	0	1	2	0	2
TOTAL	38	31	22	53	10.5-33	1	1	3	0	8

SACKS	g	ua	a	total	yards
2017	13	0	0	0.0	0
2018	2	0	0	0.0	0
2019	12	0	1	0.5	1
2020	11	2	1	2.5	10
TOTAL	38	2	2	3.0	11



85 GEORGE TAKACS

TE • 6' 6", 247 lbs • Senior/Junior
Naples, FL (Gulf Coast)

TAKACS' CAREER HIGHS

Receptions: 1 (4x), MR at North Carolina (2020)
Receiving Yards: 13, at North Carolina (2020)
Long Reception: 13, at North Carolina (2020)
Receiving TDs: 1, at Duke (2019)

TAKACS' CAREER STATISTICS

RECEIVING	g	rec	yards	td	long	rec/g	avg/c	avg/g
2019	6	2	12	1	10	0.3	6.0	2.0
2020	10	3	30	0	13	0.3	10.0	3.0
TOTAL	16	5	42	1	13	0.3	8.4	2.6



25 CHRIS TYREE

RB • 5' 9 1/2", 190 lbs • Sophomore/Sophomore
Chester, VA (Thomas Dale)

TYREE'S CAREER HIGHS

Rushes: 17, at Boston College (2020)
Rushing Yards: 109, vs. Syracuse (2020)
Longest Rush: 94, vs. Syracuse (2020)
Rushing TDs: 1 (4x), MR vs. Clemson (ACCCG) (2020)
Receptions: 2, vs. Louisville (2020)
Receiving Yards: 15, vs. Louisville (2020)
Long Reception: 12, vs. Louisville (2020)
Receiving TDs: N/A
Kickoff Returns: 4 (2x), MR at Boston College (2020)
Kickoff Return Yards: 90, vs. Duke (2020)
Kickoff Return TDs: N/A

TYREE'S CAREER STATISTICS

RUSHING										
	g	att	yards	td	long	avg/c	avg/g			
2020	12	73	496	4	94	6.8	41.3			
TOTAL	12	73	496	4	94	6.8	41.3			
TOTAL OFFENSE										
	g	rush	pass	total	avg/g					
2020	12	496	0	496	41.3					
TOTAL	12	496	0	496	41.3					
RECEIVING										
	g	rec	yards	td	long	rec/g	avg/c	avg/g		
2020	12	8	65	0	27	0.7	8.1	5.4		
TOTAL	12	8	65	0	27	0.7	8.1	5.4		
SCORING										
	g	td	rush	rcv	ret	pat	2pat	fg	total	avg/g
2020	12	4	4	0	0	0	0	0	24	2.0
TOTAL	12	4	4	0	0	0	0	0	24	2.0
KICK RETURNS										
	g	no.	yards	td	long	avg/r	avg/g			
2020	12	22	456	0	38	20.7	38.0			
TOTAL	12	22	456	0	38	20.7	38.0			


16 KJ WALLACE

S • 5' 10 1/4", 185 lbs • Junior/Sophomore
Atlanta, GA (The Lovett School)

WALLACE'S CAREER HIGHS

Tackles: 3, vs. USF (2020)
Tackles-for-Loss: 1.0, vs. USF (2020)
Sacks: N/A
Forced Fumbles: N/A
Fumble Recoveries: N/A

WALLACE'S CAREER STATISTICS

TACKLES										
	g	ua	a	total	tfl	pd	ff	fr	blk	qbl
2019	4	0	1	1	0.0-0	0	0	0	0	0
2020	4	2	1	3	1.0-4	0	0	0	0	0
TOTAL	8	2	2	4	1.0-4	0	0	0	0	0


40 DREW WHITE

LB • 6' 0 1/4", 228 lbs • Graduate Student/Senior
Boca Raton, FL (St. Thomas Aquinas)

WHITE'S CAREER HIGHS

Tackles: 11, vs. Michigan (2019)
Tackle-for-Loss: 2.0 (3x), MR at North Carolina (2020)
Sacks: 1.0 (3x), MR vs. Clemson (ACCCG) (2020)
Forced Fumbles: N/A
Fumble Recoveries: 1 (2x), MR vs. Boston College (2019)

WHITE'S CAREER STATISTICS

TACKLES										
	g	ua	a	total	tfl	pd	ff	fr	blk	qbl
2018	4	2	6	8	0.0-0	0	0	0	0	0
2019	13	48	32	80	8.0-17	1	0	2	0	2
2020	12	30	27	57	9.0-27	2	0	0	0	2
TOTAL	29	80	65	145	17.0-44	3	0	2	0	4
SACKS										
	g	ua	a	total	yards					
2018	4	0	0	0.0	0					
2019	13	2	0	2.0	3					
2020	12	1	1	1.5	9					
TOTAL	29	3	1	3.5	12					


5 JOE WILKINS JR.

WR • 6' 1 1/2", 195 lbs • Senior/Junior
North Fort Myers, FL (North Fort Myers)

WILKINS JR'S CAREER HIGHS

Receptions: 4, vs. Duke (2020)
Receiving Yards: 39, vs. Duke (2020)
Long Reception: 15, vs. Duke (2020)
Receiving TDs: 1, at Georgia Tech (2020)

WILKINS JR'S CAREER STATISTICS

RECEIVING								
	g	rec	yards	td	long	rec/g	avg/c	avg/g
2018	2	0	0	0	0	0.0	0.0	0.0
2019	5	0	0	0	0	0.0	0.0	0.0
2020	10	7	63	1	15	0.7	9.0	6.3
TOTAL	17	7	63	1	15	0.4	9.0	3.7


23 KYREN WILLIAMS

RB • 5' 9", 199 lbs • Junior/Sophomore
St. Louis, MO (St. John Vianney)

WILLIAMS' CAREER HIGHS

Rushes: 25, vs. Louisville (2020)
Rushing Yards: 185, vs. Florida State (2020)
Longest Rush: 65, vs. Florida State (2020)
Rushing TDs: 3, vs. Clemson (2020)
Receptions: 4 (2x), MR at North Carolina (2020)
Receiving Yards: 93, vs. Duke (2020)
Long Reception: 75, vs. Duke (2020)
Receiving TDs: 1, at North Carolina (2020)

WILLIAMS' CAREER STATISTICS

RUSHING								
	g	att	yards	td	long	avg/c	avg/g	
2019	4	4	26	0	14	6.5	6.5	
2020	12	211	1125	13	65	5.3	93.8	
TOTAL	16	215	1151	13	65	5.4	71.9	
TOTAL OFFENSE								
	g	rush	pass	total	avg/g			
2019	4	26	0	26	6.5			
2020	12	1125	0	1125	93.8			
TOTAL	16	1151	0	1151	71.9			
RECEIVING								
	g	rec	yards	td	long	rec/g	avg/c	avg/g
2019	4	1	3	0	3	0.2	3.0	0.8
2020	12	35	313	1	75	2.9	8.9	26.1
TOTAL	16	36	316	1	75	2.2	8.8	19.8