



NOTRE DAME FOOTBALL

GAME TWO

TOLEDO (1-0, 0-0 MAC) VS. #8/#7 NOTRE DAME (1-0)

THE COACHES

	Head Coach	At School	Overall	vs. Opponent
TOL	Jason Candle	39-21 (Seventh year)	39-21 (Seventh year)	0-0
ND	Brian Kelly	103-39 (12th year)*	274-96-2 (31st year)*	2-1

*-Includes 20 regular-season wins and two postseason appearances vacated under discretionary NCAA penalty

BY THE NUMBERS

1	The Irish won their first overtime road game in school history with the 41-38 win over Florida State. The Irish were 0-3 in previous overtime road wins since the overtime began in 1996.
2	Dick Corbett Head Football Coach Brian Kelly is just two wins away from tying Knute Rockne for most wins all-time by a Notre Dame coach.
4	Since the start of 2018, Notre Dame is 34-5 (.872). That rate ranks fourth among all teams who have made an appearance in the College Football Playoff since its inception in 2014. Among those teams, Notre Dame is one of just four teams that have totaled five or fewer losses (Clemson, Alabama, Ohio State) since the start of 2018.
9	Notre Dame has won nine-consecutive home openers under Brian Kelly. It is the longest win streak in home-openers since 1964-73 when Ara Parseghian won 10-straight home openers.
24	Notre Dame has won 24-consecutive games at home, setting the modern-era record for longest home win streak. It is the second longest active streak in FBS.
33	With the 41-38 win over Florida State, the Irish have won 33-straight games against unranked opponents dating back to the 2016 season.
120	Tight end Michael Mayer hauled in 120 receiving yards on nine receptions in the win over Florida State. It is the most receiving yards by an Irish tight end since Kyle Rudolph had 164 against Michigan in 210. It also ranks fifth in program history for most receiving yards by a tight end in a single game.
366	Graduate student Jack Coan set a Notre Dame record for most passing yards in a season opener with 366 against Florida State. He passed current Offensive Coordinator Tommy Rees who held the previous record of 347 back in 2013.
372[^]	Career games coached by Brian Kelly, second among active NCAA coaches to Mack Brown (North Carolina).

GAME INFORMATION

	Saturday, September 11 2:30 p.m. ET	Notre Dame Stadium South Bend, IN Capacity: 77,622 (Turf)
	Peacock	Mike Tirico (play-by-play) Drew Brees (analyst) Kathryn Tappen (sideline)
	Notre Dame Radio Network SiriusXM (Channel 129) 96.1 FM, 101.5 FM & 960 AM (South Bend)	Paul Burmeister (play-by-play) Ryan Harris (analyst)

THE SERIES

First meeting between the two schools

2021 SCHEDULE (1-0)

Date	ND Rk	Opp Rk	Opponent	Location	TV	Time/Score
Sep. 5	9/7	NR/RV	at Florida State	Tallahassee, FL	ABC	W, 41-38 (OT)
Sep. 11	8/7		Toledo	Notre Dame, IN	PCK	2:30 p.m.
Sep. 18			Purdue	Notre Dame, IN	NBC	2:30 p.m.
Sep. 25		18/17	vs. Wisconsin	Chicago, IL	FOX	Noon
Oct. 2		7/8	vs. Cincinnati	Notre Dame, IN	NBC	2:30 p.m.
Oct. 9		19/21	at Virginia Tech	Blacksburg, VA	ACCN	TBA
Oct. 23		14/14	Southern Cal	Notre Dame, IN	NBC	7:30 p.m.
Oct. 30		24/22	North Carolina	Notre Dame, IN	NBC	7:30 p.m.
Nov. 6			Navy	Notre Dame, IN	NBC	3:30 p.m.
Nov. 13		NR/RV	at Virginia	Charlottesville, VA	TBA	TBA
Nov. 20			Georgia Tech	Notre Dame, IN	NBC	2:30 p.m.
Nov. 27			at Stanford	Stanford, CA	TBA	TBA

Rankings: AP/Coaches (current for upcoming opponents, at time of game for past opponents) | All times Eastern

THE TRADITION

7	Heisman Trophy Winners – Angelo Bertelli (1943), John Lujack (1947), Leon Hart (1948), John Lattner (1953), Paul Hornung (1956), John Huarte (1964), Tim Brown (1987)
11	Consensus National Championships: 1924, 1929, 1930, 1943, 1946, 1947, 1949, 1966, 1973, 1977, 1988
13	NFL Hall of Famers – the most of any college football program
21	Different seasons Notre Dame has been selected as the National Champion by at least one poll listed in the NCAA official record book
23	Undefeated regular seasons
52	College Football Hall of Famers – Raghib Ismail (1988-90) was a 2019 inductee
105	Consensus All-Americans – most recent Jeremiah Owusu-Koramoah, Liam Eichenberg and Aaron Banks (2020)
939[^]	All-time wins – second in college football history.
.733[^]	All-time winning percentage – the best in college football history.



FOOTBALL STAFF GAME DAY LOCATIONS

Table with 3 columns: Coach, Position, Location. Lists staff members like Brian Kelly, Marcus Freeman, Tommy Rees, etc.

Note: Regular season locations; may be subject to change

FOOTBALL ATHLETIC COMMUNICATIONS STAFF

Table with 3 columns: Role, Name, Contact Info. Lists Assistant Athletics Director, Associate Athletics Communications Director, etc.



Katy Lonergan



Matt Paras



Robby Hamman

BRIAN KELLY WEEKLY AVAILABILITY

Table with 3 columns: Day, Activity, Location/Availability. Shows weekly schedule for Brian Kelly.

STUDENT-ATHLETE WEEKLY AVAILABILITY

Table with 3 columns: Day, Activity, Location/Availability. Shows weekly schedule for student-athlete interviews.

MEDIA INFORMATION

GAME CREDENTIALS

All requests for working press and broadcast credentials for Notre Dame's 2021 home football games must be made through the online credential form at UND.com/credentials.

CREDENTIAL DISTRIBUTION

Media credentials will neither be mailed nor will be available for early pickup. Credentials will ONLY be distributed on game day at the Hammes Auditorium.

PARKING

Parking requests will be accommodated on a space-available basis. Parking passes will be electronic for the 2021 season.

BRIAN KELLY AVAILABILITY

The Dick Corbett Head Football Coach Brian Kelly conducts a weekly press conference at noon ET each Monday in person in the Notre Dame Stadium Media Room.

STUDENT-ATHLETE INTERVIEWS

Interviews with Notre Dame student-athletes will occur on Tuesday during each game week in person at the Irish Athletics Center and also via zoom.

POST-GAME INTERVIEWS

Post-game interviews for Dick Corbett Head Football Coach Brian Kelly and Notre Dame players will be held in the Stadium Media Room, along with zoom.

STATISTICAL SERVICES

All media members will be provided with access to game notes via UND.com. At the quarter breaks and halftime, quickie stats and drive charts will be distributed via email.

Following each Notre Dame home game, the athletic communications office will be happy to email whatever information media members need to their respective agencies.

COLLEGEPRESSBOX.COM

CollegePressBox.com has Notre Dame contact information, weekly team and opponent game notes, stats, depth charts and complete final game books along with complete media guide.

UND.COM/PRESSBOX

All Notre Dame football information is available on the official athletics department website of the University of Notre Dame, UND.com.



Table with 7 columns: No., Name, Pos., Ht., Wt., Ac., Elg., Hometown/High School. Rows include Jayson Ademilola, Justin Ademilola, Litchfield Ajavon, Leo Albano, Joe Alt, Sam Assaf, Kevin Austin Jr., Tosh Baker, Ryan Barnes, Bo Bauer, Kevin Bauman, Cane Berrong, JD Bertrand, Jordan Botelho, TaRiq Bracy, Jay Bramblett, DJ Brown, Sam Bryan, Tyler Buchner, Cole Capen, Michael Carmody, Quinn Carroll, Brendon Clark, Jack Coan, Deion Colzie, Pat Coogan, Henry Cook, Zeke Correll, Howard Cross III, Avery Davis, Logan Diggs, John Dirksen, Jonathan Doerer, Alexander Ehrensberger, Griffin Eifert, Osita Ekwonu, Audric Estime, Mitchell Evans, Blake Fisher, C'Bo Flemister, Isaiah Foskey, Khari Gee, Giovanni Ghilotti, Mike Graves, Houston Griffith, Colin Gutzmer, Kyle Hamilton, Cam Hart, Zane Heemsoth, Ramon Henderson, Kurt Hinish, Caleb Johnson, JoJo Johnson, Aidan Keanaaina, Chase Ketterer, Lawrence Keys III, Kahanu Kia, Jack Kiser.

Table with 7 columns: No., Name, Pos., Ht., Wt., Ac., Elg., Hometown/High School. Rows include Prince Kollie, Andrew Kristofic, Jacob Lacey, Braden Lenzy, Harrison Leonard, Clarence Lewis, Marist Liufau, Chase Love, Josh Lugg, Cain Madden, Greg Mailey, Michael Mayer, Rylie Mills, Paul Moala, Quinn Murphy, Caleb Offord, Jason Onye, Nana Osafo-Mensah, Jarrett Patterson, Alex Peitsch, Jack Polian, Ron Powlus III, Isaiah Pryor, Drew Pyne, Conor Ratigan, Phillip Riley, Jake Rittman, Gabriel Rubio, Chris Salerno, Matt Salerno, Eddie Scheidler, Will Schweitzer, Charlie Selna, Davis Greenwood, Adam Shibley, Max Siegel II, Shayne Simon, Rocco Spindler, Lorenzo Styles Jr., Myron Tagovailoa-Amosa, George Takacs, Jayden Thomas, Marcus Thorne, Chance Tucker, Chris Tyree, Chris Velotta, Michael Vinson, KJ Wallace, Justin Walters, Xavier Watts, Drew White, Brennan Wicks, Joe Wilkins Jr., Kyren Williams.

* - Super Senior
Note: Class years are academic enrollment; Eligibility is in regards to on the field.

Table with 3 columns: No., Name, Pronunciation. Rows include Jayson Ademilola, Justin Ademilola, Litchfield Ajavon, Leo Albano, Sam Assaf, Kevin Bauman, Cane Berrong, Jordan Botelho, TaRiq Bracy, Tyler Buchner, Cole Capen, Jack Coan.

Table with 3 columns: No., Name, Pronunciation. Rows include Pat Coogan, Zeke Correll, Jonathan Doerer, Alexander Ehrensberger, Griffin Eifert, Osita Ekwonu, Audric Estime, C'Bo Flemister, Ramon Henderson, Khari Gee, Kurt Hinish.

Table with 3 columns: No., Name, Pronunciation. Rows include Isaiah Foskey, Giovanni Ghilotti, Aidan Keanaaina, Kahanu Kia, Andrew Kristofic, Marist Liufau, Michael Mayer, Paul Moala, Jason Onye, Nana Osafo-Mensah, Alex Peitsch.

Table with 3 columns: No., Name, Pronunciation. Rows include Ron Powlus III, Eddie Scheidler, Will Schweitzer, Rocco Spindler, Myron Tagovailoa-Amosa, George Takacs.



Table with columns: No., Name, Pos., Ht., Wt., Cl., Elg., Hometown/High School. Rows 0-37.

Table with columns: No., Name, Pos., Ht., Wt., Cl., Elg., Hometown/High School. Rows 38-99.

* - Super Senior
Note: Class years are academic enrollment; Eligibility is in regards to on the field.

Table with columns: No., Name, Pronunciation. Rows 57-17.

Table with columns: No., Name, Pronunciation. Rows 78-41.

Table with columns: No., Name, Pronunciation. Rows 7-44.

Table with columns: No., Name, Pronunciation. Rows 11-85.

NOTRE DAME OFFENSE

Pos.	No.	Name	Ht.	Wt.	Class	Elig.*
WR	4	Kevin Austin Jr.	6-2	215	Sr.	Jr.
	16	Deion Colzie	6-4 ¾	195	Sr.	Jr.
WR	3	Avery Davis	5-11	202	Gr.	Sr.
	5	Joe Wilkins Jr.	6-1 ½	195	Sr.	Jr.
LT	68	Michael Carmody	6-5 ½	290	So.	Fr.
	79	Tosh Baker	6-8	307	So.	Fr.
LG	52	Zeke Correll	6-3	295	Jr.	So.
	50	Rocco Spindler	6-4 5/8	300	Fr.	Fr.
C	55	Jarrett Patterson	6-4 ½	307	Sr.	Jr.
	73	Andrew Kristofic	6-4 ¼	295	Jr.	So.
RG	62	Cain Madden	6-2 ½	310	Gr.	*Sr.
	56	John Dirksen	6-5 1/8	306	Sr.	Jr.
RT	75	Josh Lugg	6-6 7/8	305	Gr.	Sr.
	76	Joe Alt	6-7 5/8	305	Fr.	Fr.
TE	87	Michael Mayer	6-4 ½	251	So.	So.
	85	George Takacs	6-6	247	Sr.	Jr.
WR	0	Braden Lenzy	5-11 3/8	182	Sr.	Jr.
	21	Lorenzo Styles	6-1 1/8	195	Fr.	Fr.
QB	17	Jack Coan	6-3 ¼	223	Gr.	Sr.
	10	Drew Pyne	5-11 ½	200	So.	Fr.
	12	Tyler Buchner	6-1	215	Fr.	Fr.
RB	23	Kyren Williams	5-9	199	Jr.	So
	25	Chris Tyree	5-9 ½	190	So.	So.

NOTRE DAME DEFENSE

Pos.	No.	Name	Ht.	Wt.	Class	Elig.*
YVP	7	Isaiah Foskey	6-5	260	Jr.	So.
	9	Justin Ademilola	6-1 ¾	255	Sr.	Jr.
DT	57	Jayson Ademilola	6-3	280	Sr.	Sr.
	99	Rylie Mills	6-5 1/8	283	So.	So.
NG	54	Jacob Lacey	6-1 5/8	275	Jr.	Jr.
	41	Kurt Hinish	6-1 ¾	300	Gr.	*Sr.
	56	Howard Cross III	6-0 7/8	275	Jr.	So.
DE	54	Jacob Lacey	6-1 5/8	275	Jr.	Jr.
	95	Myron Tagovailoa-Amosa	6-2 ½	268	Gr.	Sr.
	31	Nana Osafo-Mensah	6-3 1/8	250	Jr.	So.
WILL	90	Alexander Ehrensberger	6-6 7/8	255	So.	Fr.
	27	JD Bertrand	6-1	230	Jr.	So.
	32	Prince Kollie	6-2 ½	222	Fr.	Fr.
MIKE	40	Drew White	6-0 ¼	228	Gr.	Sr.
	52	Bo Bauer	6-2 ¾	233	Gr.	Sr.
ROV	24	Jack Kiser	6-1 5/8	222	Jr.	So.
	or 10	Isaiah Pryor	6-1 ½	217	Gr.	Sr.
	or 26	Xavier Watts	5-11 ½	195	So.	Fr.
CB	5	Cam Hart	6-2 ½	205	Jr.	So.
	11	Ramon Henderson	6-2 ½	207	So.	So.
FS	14	Kyle Hamilton	6-4	220	Jr.	Jr.
	2	DJ Brown	6-0 3/8	200	Sr.	Jr.
	SS	3	Houston Griffith	6-0 ¼	202	Gr.
16		KJ Wallace	5-10 ¼	185	Jr.	So.
CB	6	Clarence Lewis	5-11 ½	193	So.	So.
	28	TaRiq Bracy	5-10 1/8	177	Sr.	Sr.

NOTRE DAME SPECIAL TEAMS

Pos.	No.	Name	Ht.	Wt.	Class	Elig.*
KO	39	Jonathan Doerer	6-3	197	Gr.	*Sr.
	91	Josh Bryan	5-11 5/8	183	Fr.	Fr.
PK	39	Jonathan Doerer	6-3	197	Gr.	*Sr.
	91	Josh Bryan	5-11 5/8	183	Fr.	Fr.
P	19	Jay Bramblett	6-1 ½	197	Jr.	Jr.
	39	Jonathan Doerer	6-3	197	Gr.	*Sr.
LS	65	Michael Vinson	6-2	230	Sr.	Jr.
	44	Alex Peitsch	6-1 1/8	210	So.	Fr.

NOTRE DAME SPECIAL TEAMS

Pos.	No.	Name	Ht.	Wt.	Class	Elig.*
HLD	19	Jay Bramblett	6-1 ½	197	Jr.	Jr.
	30	Jake Rittman	6-2 ½	210	Sr.	Jr.
PR	29	Matt Salerno	6-0 5/8	199	Sr.	Jr.
or	23	Kyren Williams	5-9	199	Jr.	So.
KR	25	Chris Tyree	5-9 ½	190	So.	So.
	29	Matt Salerno	6-0 5/8	199	Sr.	Jr.

* - Super Senior

Note: Class years are academic enrollment; Eligibility is in regards to on the field.

NOTRE DAME STADIUM

- In its 93rd season as the home of Fighting Irish Football, Notre Dame boasts a 363-114-5 (.758) record in Notre Dame Stadium.



HOME FIELD WIN STREAK

- Notre Dame has won 24-straight games at home dating back to Sept. 30, 2017, starting with a victory over Miami (Ohio) and extending to the 2020 win over Syracuse (45-23).
- It continues the modern-era record for longest home winning streak for the Irish (28-straight from 1942-50). With the 52-0 shutout of South Florida, the Irish topped the previous modern streak of 19-straight from 1987-90.
- Clemson is the only Power 5 program that boasts a home streak of more than 24 games:

School	Home Winning Streak
Clemson	28
NOTRE DAME	24
Ohio State	23

- With the win over Syracuse in the 2020 home finale, the Irish completed an undefeated home slate for the third-consecutive season, after two-straight perfect home seasons in 2018-19.
- Notre Dame had not achieved three-straight undefeated home seasons since 1987-89.
- Football student-athletes who are true seniors have not lost a home game in their careers and boast a 19-0 record in Notre Dame Stadium.

BEATING NO. 1 AT HOME

- The last two times the Irish have played at Notre Dame Stadium as a top-five team against a No. 1 program, the Irish are undefeated (1993 vs. Florida State and 2020 vs. Clemson).

SUNDAY'S BEST

- The Irish opened the 2021 season as the only college football game on Labor Day Sunday and they did not disappoint in their 41-38 overtime thriller over the Seminoles.
- Graduate student **Jonathan Doerer** hit a 41-yard field goal in the first overtime to clinch the win for the Irish. He was awarded the game ball following the game. He was also named a Lou Groza Award Star of the Week following his performance against the Seminoles.
- It was the first Irish win on the final play of the game since 2014 when the Irish defeated LSU in the Music City Bowl on a 32-yard Kyle Brindza field goal as time expired.
- Notre Dame recorded its first overtime road win in program history against the Seminoles. The Irish were previously 0-3 in road overtime games since it was adopted prior to the 1996 season.
- The Irish continued a number of streaks with their win Sunday night. They won their 33rd-consecutive game against an unranked opponent, which dates back to the 2016 season.
- Notre Dame also extended its regular season winning streak to 20-games against ACC opponents. The Irish are 24-1 against ACC foes in the regular season since the beginning of the 2017 season.
- The Irish also claimed their fifth-consecutive season opening win. Notre Dame improved to 10-2 under head coach **Brian Kelly** in season openers.
- Notre Dame tallied 41 points in the win, the most in a season-opener since 2017 when they scored 49 in the win over Temple.
- The Irish improved to 26-5-2 in true road games to open the season with the win. They have won four of their last five true road season-openers.
- Notre Dame has won 23-consecutive games when they have scored 40 or more points. The Irish are 37-2 all-time under Kelly when they score 40 or more points.

JACK OF ALL TRADES

- Graduate student **Jack Coan** had one of the best games of his collegiate career as he set career highs with 366 yards and four touchdowns along with tying a career high with 26 completions in the win over Florida State.
- The 366 yards set a Notre Dame record for most passing yards in a season-opening game. The previous record was held by current offensive coordinator **Tommy Rees** when he threw for 346 yards against Temple in 2013.
- Coan** also tied the Notre Dame record for most passing touchdowns in a season-opener with four. He tied with Jimmy Clausen (2009) and Ron Powlus (1994).
- His 366 yards ranked fifth nationally for Week 1 and he was the only quarterback in the Top-5 who had a true road game.
- He became the eighth-straight quarterback to record a

win in their first start with the Irish, a streak dating back to the 2007 season.

- On the first drive of the game, **Coan** connected with **Michael Mayer** for a 41-yard touchdown pass on fourth-and-one to give the Irish an early 7-0 advantage just over two minutes into the game.
- Coan** got the Irish back in front when he hit **Joe Wilkins Jr.**, for a 23-yard touchdown pass with 2:25 remaining in the first half.
- After falling behind in the beginning of the third quarter, **Coan** brought the Irish back ahead on the very next drive. He went 3-for-3 on the ensuing drive and capped it with a 37-yard touchdown pass to **Kevin Austin Jr.**, on third-and-one.
- His fourth touchdown pass of the night came on the next drive in the third quarter where he went 4-for-4 for 79 yards. Facing third and goal, he hit **Kyren Williams** in the flat for a six-yard touchdown pass.
- All four of his touchdown passes came on third or fourth down.

THE MAYER OF TALLAHASSEE

- Sophomore tight end **Michael Mayer** did not waste any time making an impact this season for the Irish, as he was the main target on their very first drive of the season.
- One the first play from scrimmage, Coan hit Mayer in the flat for a 25-yard pass. Four plays later, the pair connected on a 41-yard touchdown pass on fourth-and-one to put the Irish ahead 7-0. The 41-yard reception was a career best mark for Mayer.
- At the half, Mayer had five receptions for 89 yards. The 89 yards had already bested his previous career high mark of 73 yards.
- He finished the game with 120 receiving yards for his first 100-yard game of his career.
- He was the first Irish tight end to record a 100-yard game since Cole Kmet had 108 yards against Georgia in 2019.
- He finished the night with career-best marks in receptions (nine) and yards (120).
- The 120 yards receiving was the most by an Irish tight end since Sept. 11, 2010 when Kyle Rudolph hauled in 164 yards against Michigan.
- It also ranks fifth all-time in Notre Dame history for most receiving yards in a single game by a tight end.
- He tied for the NCAA lead for receiving yards among tight ends in Week 1. He was the only player tied for the lead who played in a true road game.

I AM KYLE HAMILTON

- Junior safety Kyle Hamilton made his presence known in the season opening win over the Seminoles.
- He recorded two interceptions for the first multi-interception game of his career. He also totaled six tackles on the night.
- Hamilton was tied for the lead nationally for interceptions

SERIES HISTORY

TOLEDO

First meeting between the schools

IRISH VS. THE MAC

- Notre Dame will be facing off with just their sixth opponent from the Mid-American Conference all-time in school history.
- The Irish have only played eight games all-time against the MAC but it is the fourth time in the last five years they will be squaring off with a MAC foe.
- Back in 2017, the No. 22 Irish defeated Miami (OH) 52-17. In 2018, the eighth-ranked Irish defeated Ball State 24-16. The most recent MAC opponent was in 2019 when the Irish blanked Bowling Green 52-0.

TOLEDO CONNECTIONS

- Dick Corbett Head Coach Brian Kelly was the head coach for three seasons at Central Michigan and went up against West Division foe Toledo three times during his tenure in Mt. Pleasant. Kelly and the Chippewas went 2-1 against Toledo during his time there. Defensive Line Coach Mike Elston and Offensive Line Coach Jeff Quinn was also on Kelly's staff at CMU during that time.
- Toledo Defensive Line Coach was a graduate assistant with the Irish during the 2018 season. He worked under Elston when the Irish made their first appearance in the College Football Playoff.
- Toledo Tight Ends/Offensive Line Coach was on the staff at Cincinnati during Mick Mickens' freshman year with the Bearcats.

during Week 1. He was just one of two players to have two interceptions in true road games.

- He is the first Irish to record two interceptions in a game since Alohi Gillman had two against Syracuse in 2018.
- After both interceptions, the Irish offense scored a touchdown.

IRISH IN HOME OPENERS

- Notre Dame opens its 93rd season at Notre Dame Stadium in 2021. The facility opened in 1930 and the Irish own an all-time record of 363-114-5 (.758)[^] in "The House That Rockne Built".
- The Irish are 108-18-4 (.846)[^] in home openers (the team did not have a home opener in 1889 or 1929), with a mark of 74-15-2 (.824)[^] at Notre Dame Stadium.
- Brian Kelly is 10-1[^] in home openers at Notre Dame, ranking behind Rockne and even with Parseghian in terms of home-opening victories:

Coach	Home Opener Wins	Losses	Ties
Knute Rockne	11	0	1
Brian Kelly	10[^]	1	
Ara Parseghian	10	1	
Frank Leahy	9	2	
Lou Holtz	7	3	1
Elmer Layden	6	1	
Terry Brennan	5	0	
Jesse Harper	5	0	

[^] -Includes 20 regular-season wins and two postseason appearances vacated under discretionary NCAA penalty

- Brian Kelly has won nine consecutive home openers dating back to the 2011 season. It is the longest home opening win streak since 1964-1973 when Ara Parseghian and the Irish won 10-straight home openers.

AMONG THE NATIONS BEST

- Since the start of 2018, Notre Dame is 34-5 (.872). That rate ranks fourth among all teams who have made an appearance in the College Football Playoff since its inception in 2014.
- Among those teams, Notre Dame is one of just four teams that have totaled five or fewer losses since the beginning of 2018.
- The Irish are one of five teams who have made playoff appearances in multiple seasons.

School	Record Since 2018	Win Pct.
Alabama	39-3	.929
Ohio State	34-3	.919
Clemson	39-4	.909
NOTRE DAME	34-5	.872
Oklahoma	34-6	.850
Georgia	32-7	.821
LSU	30-9	.769
Oregon	26-9	.743
Washington	21-11	.656
Michigan State	17-17	.500
Florida State	14-21	.400

IRISH IN THE POLLS

- The Irish check in this week at No. 8 in the AP Top 25 and No. 7 in the Coaches poll.
- Notre Dame has been ranked in the AP Top 25 for 64-consecutive weeks, the longest such streak for the Irish since the 1994 season (124 weeks).

Notre Dame - Consecutive Weeks Appearing in the AP Poll	Seasons
124	1987-1994
97	1969-1975
75	1942-1950
64	2017-Current
46	1952-1956
41	1964-1967

- The 64-week run currently ranks fourth among all FBS active streaks, which do not include teams who were not listed in the initial AP polls at the beginning of the 2020 season (Big Ten and Pac-12).

Team	Weeks	Seasons
Alabama	215	2008-21
Clemson	104	2014-21
Georgia	68	2017-21
NOTRE DAME	64	2017-21
Florida	47	2018-21
Cincinnati	30	2019-21

CHASING ROCKNE

- Dick Corbett Head Football Coach Brian Kelly announced seven team captains for Notre Dame's 2021 football campaign this fall. They include Avery Davis, Kyle Hamilton, Kurt Hinish, Jarrett Patterson, Myron Tagovailoa-Amosa, Drew White and Kyren Williams. All seven players were SWAT captains during the summer workouts.

- The seven captains tie for the most in a single season in Notre Dame history. The Irish named seven captains prior to the 2017 and 2019 seasons.

HONORS & AWARDS

LB Bo Bauer (Jr.)

- Reese's Senior Bowl Watch List

P Jay Bramblett (Jr.)

- Ray Guy Award Watch List

QB Jack Coan (Gr.)

- Johnny Unitas Golden Arm Award Watch List
- Davey O'Brien Award's Great 8 List (Week 1)

WR Avery Davis (Gr.)

- Team Captain
- Earl Campbell Tyler Rose Award Watch List
- Reese's Senior Bowl Watch List

K Jonathan Doerer (Gr.)

- Lou Groza Award Stars of the Week (Week 1)

S Kyle Hamilton (Jr.)

- Team Captain
- Walter Camp Preseason All-American First Team
- Associated Press Preseason All-American First Team
- Bednarik Award Watch List
- Paycom Jim Thorpe Award Preseason Watch List
- Nagurski Trophy Watch List
- Walter Camp Player of the Year Watch List
- Lott IMPACT Trophy Watch List
- Lott IMPACT Trophy Player of the Week (Week 1)

DL Kurt Hinish (Gr.)

- Team Captain

OL Josh Lugg (Sr.)

- Reese's Senior Bowl Watch List

OL Cain Madden (Gr.)

- Walter Camp Preseason All-American Second Team
- Associated Press Preseason All-American First Team
- Outland Trophy Watch List
- Rotary Lombardi Award Watch List
- Reese's Senior Bowl Watch List

TE Michael Mayer (So.)

- Biletnikoff Award Watch List
- John Mackey Award Watch List

CHASING ROCKNE

- Head coach **Brian Kelly** is in his 12th season at the helm of the Fighting Irish and is on the tail of one of the greatest coaches in team history.
- **Kelly** sits second all-time in wins at Notre Dame with 103⁺ and is just two wins shy of tying Knute Rockne for the most all time in Notre Dame history.
- **Kelly** stands alone as the only Irish coach in history to post six seasons with 10 wins or more (2012⁺, 2015, 2017, 2018, 2019 and 2020).
- **Kelly** is just the second coach in Notre Dame history to coach 12 or more years in South Bend (Rockne - 13).
- Last season, **Kelly** eclipsed the 100-win plateau after a 45-31 road win over Boston College, which tied Lou Holtz for second all-time in wins.
- The very next week, **Kelly** surpassed Holtz when the Irish defeated No. 19 North Carolina on the road, 31-17.

RUN IT BACK

- The Irish return a stable of experienced running backs heading into the 2021 season.
- Led by the 2020 Second Team All-American and ACC Rookie of the Year **Kyren Williams**, the Irish return 2,010 rushing yards from the previous season.
- **Chris Tyree** and **C'Bo Flemister** round out the running back group returning from last season and the trio all had at least one 100-yard rushing game in 2020.
- The Irish were one of three Power 5 teams to have 100-yard rushing performances from three or more players.
- The Irish were one of just two schools to have three separate running backs achieve that feat in 2020.
- **Williams** burst onto the scene early last season, hitting the 100-yard rushing mark in three of the first four games of the season. He earned ACC Rookie of the Week in each of those three weeks and was named ACC Running Back of the Week after the 112-yard rushing, two touchdown performance in his first career start against Duke.
- He had the best start of his career in the 42-26 win over Florida State after he racked up 185 yards on 19 carries and two touchdowns.
- **Williams** tallied his first three touchdown performance in the win over No. 1 Clemson. He posted 140 yards on 23 rushes, including a 65-yard rush for a touchdown on the first drive of the game. He earned his second ACC Running Back of the Week honor in the win.
- In the road win over No. 19 North Carolina, **Williams** was named ACC Running Back of the Week following his 23 rushes for 124 yards and three total touchdowns. He eclipsed the 1,000-yard mark for the season and was the first Irish running back to hit that number since Josh Adams in 2017.
- In the College Football Playoff Semifinal against No. 1

Alabama, **Williams** tallied his 13th rushing touchdown of the season. It was the most by an Irish running back since Autry Denson tallied 15 in the 1998 season.

- **Chris Tyree** also had one of the best games of his young career in the win over Florida State, eclipsing the 100-yard mark with 103 yards on 13 carries.
- **Tyree** and **Williams** were the first 100-yard rushing tandem for the Irish since 2017 against Southern Cal when **Josh Adams** and **Brandon Wimbush** both rushed for over 100-yards in the win.
- **Tyree** also went over the 100-yard plateau in the regular season finale against Syracuse. He busted off a 94-yard run for a touchdown which was the longest rushing play of the season for an Irish player. It is the longest rush since **Dexter Williams** scampered for a 97-yard touchdown against Virginia Tech in 2018.
- **Flemister** went over the 100-yard mark in the 52-0 win over South Florida. He rushed for 127 yards on the afternoon to break the 100-yard mark for the first time in his career.
- **Flemister** received the game ball after his 80 yards of all-purpose yards and two touchdown performance in the road win over Boston College.

NEW SHERIFF IN TOWN

- After **Ian Book** started 32 of the last 33 games for the Irish, there will be a new quarterback under center to begin the 2021 campaign.
- **Brian Kelly** announced on August 14 that graduate student **Jack Coan** will be the Irish starting quarterback when they take on Florida State in the season-opener.
- **Coan** comes to the Irish after spending four years at Wisconsin.
- He played in 25 games for the Badgers, and made 18 starts to finish with a 12-6 career record.
- **Coan** finished his career at UW third all-time in completion percentage (68%) and third in pass efficiency rating (144.7).
- Prior to this season, **Coan** was named to the Johnny Unitas Golden Arm Award Watch List.

CHANGING OF THE GUARD

- After having one of the most experienced offensive lines in the country in 2020, the Irish will have a number of new faces on the line this year.
- **Jarrett Patterson** and **Josh Lugg** are the two most experienced lineman returning from the 2020 squad.
- **Patterson**, a team captain for 2021, has made 20 career starts in his career and is coming off a 2020 season where he was named an honorable mention All-American by **Phil Steele**.
- Heading into this season, **Patterson** was named to the Rimington Trophy, Outland Trophy and Rotary Lombardi Award Watch Lists.
- **Lugg** has played in 36 games and made seven starts on

HONORS & AWARDS, CONT.

OL Jarrett Patterson (Sr.)

- Team Captain
- Associated Press Preseason All-American Second Team
- Rimington Trophy Watch List
- Outland Trophy Watch List
- Rotary Lombardi Award Watch List

DL Myron Tagovailoa-Amosa (Gr.)

- Team Captain
- Allstate AFCA Good Works Team Nominee
- Nagurski Trophy Watch List
- Wuerffel Trophy Watch List
- Reese’s Senior Bowl Watch List
- Polynesian College Player of the Year Award Watch List

LS Michael Vinson

- Patrick Mannelly Award Watch List

RB Kyren Williams (So.)

- Team Captain
- Associated Press Preseason All-American First Team
- Maxwell Award Watch List
- Doak Walker Award Candidate
- Paul Hornung Award Watch List
- Walter Camp Player of the Year Watch List

LB Drew White (Sr.)

- Team Captain
- Reese’s Senior Bowl Watch List

the line.

- In 2020, he played in 11 of 12 games and made three starts for the offensive line that was a finalist for the Joe Moore Award.
- Prior to this season, Lugg was one of six Irish named to the Reese’s Senior Bowl Watch List.
- An impact transfer who will help the Irish on the offensive line is **Cain Madden** who joins the Irish from Marshall.
- Madden was a 2020 Walter Camp Second Team All-American and an AP Second Team All-American.
- He started 9-of-10 games for the Thundering Herd last season and the offensive line paved the way for Marshall to outrush their opponents in 7-of-10 games and outpass opponents in six.
- Prior to the 2021 season, Madden has earned preseason All-American honors from Walter Camp (first team) and the Associated Press (second team). He was also named to the Outland Trophy and Rotary Lombardi Award Watch Lists.
- Sophomore **Zeke Correll** will be in the mix this season after starting the final two games of the 2020 season. He has played in seven games over his career.

THE MAYER

- There were not many true freshmen in the country that made as big of an impact as tight end **Michael Mayer** in 2020.
- He played in all 12 games and made three starts in his first year with the blue and gold and got better as the season went on.
- He caught four or more passes in five of the final six games, including a season-best seven receptions against Alabama in the College Football Playoff Semifinal at the Rose Bowl. Mayer led the Irish receivers with 62 yards against the Crimson Tide.
- He tallied a season best 72 receiving yards on five receptions in the road win against Pitt. All five of his receptions resulted in an Irish first down.
- After the season, Mayer earned first team Freshman All-American recognition from The Athletic and was named to 247Sports True Freshman All-American team.
- Heading into the 2021 season, Mayer earned a spot on the Biletnikoff Award and John Mackey Award Watch Lists.

DEEP DEFENSIVE LINE

- Even after losing two starters from last year to the NFL Draft, the Irish bring back some of their most experienced players on the defensive line.
- Graduate student **Kurt Hinish** is the most experienced player returning on the team as he has played 50 games in his career, starting in 25-consecutive games over the past two seasons.
- In 2020, Hinish had the best season of his career with a

- career-best 19 tackles, 7.5 tackles-for-loss and 2.0 sacks.
- Hinish was one of the seven captains named prior to the 2021 season.
- Fellow graduate student **Myron Tagovailoa-Amosa** also brings a wealth of experience back on the line as he has logged 38 games played and 20 starts in his career.
- In 2020, Tagovailoa-Amosa posted career-high numbers with six tackles-for-loss and 2.5 sacks. After the season, he earned second team All-ACC honors.
- Heading into 2021, he joined Hinish in being named one of the seven team captains.
- Tagovailoa-Amosa is also on a number of watch lists heading into the season including the Nagurski Trophy, Wuerffel Trophy, Reese’s Senior Bowl and Polynesian Player of the Year. He was also named to the AFCA Good Works Team this preseason.
- Senior **Jayson Ademilola** (2) and sophomore **Rylie Mills** (1) are amongst the group of returning defensive linemen who have starting experience.
- Other returners who look to make an impact on the line include sophomores **Isaiah Foskey** and **Howard Cross III**, and junior **Justin Ademilola**, who played in all 12 games last season rotating in on the line.
- Another experienced returner includes junior **Jacob Lacey** who saw game action in 11-of-12 games last season.

SUPER SECONDARY

- As with much of the Irish defense, experience reigns key, especially with the secondary unit.
- Leading the secondary cast is junior **Kyle Hamilton** who has played and started in 24-of-25 games through his first two seasons.
- In 2020, Hamilton led the defense with 63 tackles, including 51 solo. He was also one of seven defenders to tally an interception on the season.
- He had a career day in the ACC Championship game with a team and career high 10 tackles, including eight in the first half, and an interception on the first drive of the game.
- After the season, Hamilton earned All-American honors from the Football Writers Association (first team), Phil Steele (first team), the American Football Coaches Association (second team), Walter Camp (second team) and The Athletic (second team).
- 2021 is no different in terms of accolades for Hamilton. He was named a preseason first team All-American by Walter Camp and the Associated Press.
- Hamilton is also on a number of preseason watch lists including Bednarik Award, Thorpe Award, Nagurski Trophy, Lott IMPACT Trophy and Walter Camp Player of the Year Watch List.
- Fellow safety **Houston Griffith** joins Hamilton in bringing experience back to the secondary.
- Griffith has played in 36 games in his Irish career, including each game over the past two seasons.

- Last season, Griffith tied a career-best with 14 tackles, including a career-high 13 solo tackles.
- Sophomore **Clarence Lewis** burst onto the scene in his freshman season in 2020.
- He played in all 12 games and made six starts, including earning a start in just his second collegiate game.
- He earned ACC Defensive Back of the Week honors after recording a career-best 12 tackles and one forced fumble in the regular-season-finale win against Syracuse.
- The 12 tackles were the most by an Irish player since Julian Love had 12 in 2018 against Southern Cal.
- After the season, Lewis was named a second team Freshman All-American by The Athletic.
- Senior **TaRiq Bracy** also brings back experience to the secondary as he has played in 31 games over the past three seasons.

LETHAL LINEBACKERS

- Senior captain **Drew White** leads the group of returning linebackers back who look to thrive in Marcus Freeman's new defense.
- White has played in 29 career games and made starts in 24 of the last 25 games for the Irish.
- He earned the game ball in Notre Dame's road win over No. 19 North Carolina, after posting five tackles, 2.0 tackles-for-loss, 0.5 sacks and one pass breakup.
- White led the Irish with nine tackles in the College Football Playoff Semifinal Game against Alabama.
- Heading into this season, he was named a team captain and is on the Reese's Senior Bowl Watch List.
- Another linebacker worth noting is senior **Shayne Simon** who has played in 11 games and made eight starts last season.
- In his 2020 campaign, Simon posted a career-best 14 tackles and four pass breakups on the year.
- His career-best-performance came in the win over No. 1 Clemson when he tallied four tackles, two pass breakups and one tackle-for-loss.
- Sophomore **Jack Kiser** adds to the Irish depth at linebacker after coming onto the scene in 2020 against South Florida.
- In his first career start, he led the Irish with eight tackles (seven solo) and added 2.0 tackles-for-loss and one QB hurry. After the game, Kiser was awarded the game ball.
- Another sophomore in the mix at linebacker is **JD Bertrand**.
- Bertrand played in 11 games last season, mainly on special teams. He has played in 15 games over the past two seasons.

NOTRE DAME ACC SCHEDULING AGREEMENT

- In a partnership that began in 2014, the University of Notre Dame and the Atlantic Coast Conference agreed to schedule the Irish to play, on average, five ACC opponents each season. Originally scheduled through the 2025 season, the games have now been scheduled through the 2037 campaign.
- Notre Dame is 32-7 (.821) against ACC opponents since the scheduling agreement began during the 2014 season:

Year	Opponent	H/A/N	W/L	Score
2014	Syracuse	N	W	31-15
2014	North Carolina	H	W	50-43
2014	Florida State	A	L	27-31
2014	Louisville	H	L	28-31
2015	Virginia	A	W	34-27
2015	Georgia Tech	H	W	30-22
2015	Clemson	A	L	22-24
2015	Pittsburgh	A	W	42-30
2015	Wake Forest	H	W	28-7
2015	Boston College	N	W	16-13
2016	Duke	H	L	35-38
2016	Syracuse	N	W	50-33
2016	NC State	A	L	3-10
2016	Miami	H	W	30-27
2016	Virginia Tech	H	L	31-34
2017	Boston College	A	W	49-20
2017	North Carolina	A	W	33-10
2017	NC State	H	W	35-14
2017	Wake Forest	H	W	48-37
2017	Miami	A	L	8-41
2018	Wake Forest	A	W	56-27
2018	Virginia Tech	A	W	45-23
2018	Pittsburgh	H	W	19-14
2018	Florida State	H	W	42-13
2018	Syracuse	N	W	36-3
2019	Louisville	A	W	35-17
2019	Virginia	H	W	35-20
2019	Virginia Tech	H	W	21-20
2019	Duke	A	W	38-7
2019	Boston College	H	W	40-7
2020~	Duke	H	W	27-13
2020~	Florida State	H	W	42-26
2020~	Louisville	H	W	12-7
2020~	Pittsburgh	A	W	45-3
2020~	Georgia Tech	A	W	31-13
2020~	Clemson	H	W	47-40 (20T)
2020~	Boston College	A	W	45-31
2020~	North Carolina	A	W	31-17
2020~	Syracuse	H	W	45-21
2021	Florida State	A	W	41-38 (OT)

- In 2020, the Irish went 9-0 in ACC play, with wins over Duke, Florida State, Louisville, Pitt, Georgia Tech, Clemson, Boston College, North Carolina and Syracuse.
- In 2019, the Irish went undefeated against the ACC, beating Louisville, Virginia, Virginia Tech, Duke and Boston College as part of the scheduling agreement.
- The Irish improved to 24-1 in regular-season games against Atlantic Coast Conference opponents over the last four seasons (2017-21).
- Notre Dame has won nine-straight ACC road games and 12-consecutive ACC home games.
- There have been, and in the future there will be, seasons when the Irish face just four ACC opponents but will eventually even out the agreement by facing six ACC teams in another year (this occurred in 2014 and 2015 and is set to occur in 2021-22 and 2022-23).

NOTRE DAME ACC FUTURE SCHEDULES

Year	Opponent	H/A/N
2021	Virginia Tech	A
2021	North Carolina	H
2021	Virginia	H
2021	Georgia Tech	H
2022	North Carolina	A
2022	Syracuse	A
2022	Boston College	H
2022	Clemson	H
2023	NC State	A
2023	Duke	A
2023	Louisville	A
2023	Wake Forest	H
2023	Clemson	A
2023	Pittsburgh	H
2024	Miami	H
2024	Georgia Tech	A
2024	Florida State	H
2024	Virginia	H
2025	Miami	A
2025	NC State	H
2025	Boston College	A
2025	Pittsburgh	A
2025	Syracuse	H
2026	Florida State	A
2026	Louisville	H
2026	North Carolina	A
2026	Syracuse	H
2026	Virginia	H
2027	Clemson	A
2027	Duke	A
2027	Georgia Tech	H
2027	Virginia Tech	H
2027	Wake Forest	A
2028	Boston College	H
2028	Clemson	H
2028	Miami	H
2028	Pittsburgh	A
2028	Virginia Tech	A
2029	Florida State	A
2029	Georgia Tech	H
2029	NC State	A
2029	Syracuse	A
2029	Wake Forest	H
2030	Boston College	A
2030	Duke	H
2030	Florida State	H
2030	Louisville	A
2030	North Carolina	H
2031	*Clemson	A
2031	Miami	H
2031	North Carolina	A
2031	NC State	H
2031	Virginia	A
2032	Florida State	H
2032	Georgia Tech	A
2032	Louisville	H
2032	Miami	A
2032	Wake Forest	H
2033	Boston College	A
2033	Duke	A
2033	Louisville	A
2033	Pittsburgh	H
2033	Virginia Tech	H
2034	Clemson	H
2034	Miami	A
2034	Pittsburgh	A
2034	Syracuse	H
2034	Virginia	H
2035	Boston College	H
2035	Duke	H
2035	Louisville	A
2035	NC State	A
2035	Virginia	A
2036	Florida State	H
2036	Georgia Tech	A
2036	North Carolina	A
2036	Pittsburgh	H
2036	*Virginia Tech	A
2037	Clemson	A
2037	Miami	H
2037	NC State	H
2037	Syracuse	A
2037	Wake Forest	A

~~ Irish received new schedule as part of 2020 ACC membership



IRISH VS. THE MID-AMERICAN CONFERENCE

Team	Home				Away				Neutral				Overall			
	W	L	T	%	W	L	T	%	W	L	T	%	W	L	T	%
Akron	1	0	0	100	0	0	0	0	0	0	0	0	1	0	0	100
Ball State	1	0	0	100	0	0	0	0	0	0	0	0	1	0	0	100
Bowling Green	1	0	0	100	0	0	0	0	0	0	0	0	1	0	0	100
Buffalo	0	0	0	0	0	0	0	0	0	0	0	0	0	0	0	0
Central Michigan	0	0	0	0	0	0	0	0	0	0	0	0	0	0	0	0
Eastern Michigan	0	0	0	0	0	0	0	0	0	0	0	0	0	0	0	0
Kent State	0	0	0	0	0	0	0	0	0	0	0	0	0	0	0	0
Miami (OH)	2	0	0	100	0	0	0	0	0	0	0	0	2	0	0	100
Northern Illinois	0	0	0	0	0	0	0	0	0	0	0	0	0	0	0	0
Ohio	0	0	0	0	0	0	0	0	0	0	0	0	0	0	0	0
Toledo	0	0	0	0	0	0	0	0	0	0	0	0	0	0	0	0
Western Michigan	3	0	0	0	0	0	0	0	0	0	0	0	3	0	0	100
TOTAL	8	0	0	100	0	0	0	0	0	0	0	0	8	0	0	100

* - Includes 20 regular-season wins and two postseason appearances vacated under discretionary NCAA penalty.

2021 NOTRE DAME OPPONENT UPDATE

Rk	Team	Record	Last Week	This Week	Next Week
RV/RV		0-1 0-0 in ACC	L, 38-41 (OT) vs. Notre Dame	vs. Jacksonville St. 8 p.m. ET	at Wake Forest 3:30 p.m. ET
		1-0 0-0 in MAC	W, 49-10 vs. Norfolk State	at Notre Dame 2:30 p.m. ET	vs. Colorado State 4 p.m. ET
		1-0 0-0 in B1G	W, 30-21 vs. Oregon State	at UConn 3 p.m. ET	at Notre Dame 2:30 p.m. ET
18/17		0-1 0-1 in B1G	L, 10-16 vs. Penn State	vs. E. Michigan 7 p.m. ET	Bye
7/8		1-0 0-0 in AAC	W, 49-14 vs. Miami (OH)	vs. Murray State 3:30 p.m. ET	at Indiana Noon ET
19/21		1-0 1-0 in ACC	W, 17-10 vs. North Carolina	vs. Middle Tenn. 2 p.m. ET	at West Virginia Noon ET
14/14		1-0 0-0 in Pac-12	W, 30-7 vs. San Jose State	vs. Stanford 10:30 p.m. ET	at Washington State 3:30 p.m. ET
24/22		0-0 0-1 in ACC	L, 10-17 vs. Virginia Tech	vs. Georgia State 7:30 p.m. ET	vs. Virginia 7:30 p.m. ET
		0-1 0-0 in AAC	L, 7-49 vs. Marshall	vs. Air Force 3:30 p.m. ET	Bye
NR/RV		1-0 0-0 in ACC	W, 43-0 vs. William & Mary	vs. Illinois 11 a.m. ET	at North Carolina 7:30 p.m. ET
		0-1 0-0 in ACC	L, 21-22 vs. Northern Illinois	vs. Kennesaw St. 12 p.m. ET	at Clemson 3:30 p.m. ET
		0-1 0-0 in Pac-12	L, 7-24 at Kansas State	at Southern Cal 10:30 p.m. ET	vs. Vanderbilt 8 p.m. ET

ASSOCIATED PRESS TOP 25 -
September 7, 2021

Rk	Team (1st Place Votes)	Rec.	Points	Trend
1	Alabama (59)	1-0	1571	—
2	Georgia (4)	1-0	1507	+3
3	Ohio State	1-0	1437	+1
4	Oklahoma	1-0	1374	-2
5	Texas A&M	1-0	1288	+1
6	Clemson	0-1	1231	-3
7	Cincinnati	1-0	1136	+1
8	NOTRE DAME	1-0	1070	+1
9	Iowa State	1-0	1045	-2
10	Iowa	1-0	952	+8
11	Penn State	1-0	908	+8
12	Oregon	1-0	883	-1
13	Florida	1-0	842	—
14	Southern Cal	1-0	789	+1
15	Texas	1-0	683	+6
16	UCLA	2-0	668	NR
17	Coastal Carolina	1-0	384	+5
18	Wisconsin	0-1	376	-6
19	Virginia Tech	1-0	359	NR
20	Ole Miss	1-0	335	NR
21	Utah	1-0	334	+3
22	Miami	0-1	229	-8
23	Arizona State	1-0	222	+2
24	North Carolina	0-1	198	-14
25	Auburn	1-0	83	NR

Others receiving votes: TCU 80, North Carolina State 69, UCF 61, Liberty 57, LSU 57, Michigan 52, Oklahoma State 39, Indiana 37, Michigan State 28, Nevada 23, Kansas State 13, Louisiana-Lafayette 12, Brigham Young 10, Boston College 8, Ball State 7, Maryland 6, UAB 5, Arizona 5, **Florida State 4**, Kentucky 3, Army 2, Texas Tech 2, Appalachian State 1

COACHES POLL TOP 25-
September 7, 2021

Rk	Team (1st Place Votes)	Rec.	Points	Trend
1	Alabama (64)	1-0	1624	—
5	Georgia (1)	1-0	1537	+3
4	Ohio State	1-0	1491	+1
3	Oklahoma	1-0	1397	-1
6	Texas A&M	1-0	1334	+1
2	Clemson	0-1	1239	-4
7	NOTRE DAME	1-0	1197	—
8	Cincinnati	1-0	1113	+2
9	Florida	1-0	1058	+2
10	Iowa State	1-0	1057	-2
11	Oregon	1-0	920	+1
12	Iowa	1-0	914	+6
13	Penn State	1-0	872	+7
14	Southern Cal	1-0	828	—
15	Texas	1-0	653	+4
16	UCLA	2-0	538	+26
17	Wisconsin	0-1	359	-2
18	Utah	1-0	294	+8
19	Coastal Carolina	1-0	289	+5
20	Ole Miss	1-0	285	+5
21	Virginia Tech	1-0	274	+19
22	North Carolina	0-1	252	-13
23	Oklahoma State	1-0	243	-1
24	Miami	0-1	186	-8
25	Arizona State	1-0	4181	+3

Others receiving votes: Auburn 123; Michigan 99; Louisiana State 95; NC State 81; Liberty 78; Brigham Young 65; Indiana 58; Texas Christian 49; Central Florida 48; **Florida State 34**; Michigan State 33; Kentucky 28; Pittsburgh 20; UL Lafayette 19; Kansas State 19; Boston College 19; Appalachian State 15; Southern Methodist 14; Rutgers 11; Arkansas 11; Maryland 9; Tennessee 7; Nevada 7; Fresno State 7; Army 7; Tulane 6; **Virginia 5**; San Jose State 5; Missouri 5; Ball State 5; Marshall 3; UAB 2; Air Force 2; Charlotte 1.



IRISH IN THE NFL (As of September 8)

Player	Team	Pos.	Notes
Josh Adams	NY Jets	RB	Fourth season
Aaron Banks	San Francisco	OL	First season
Alex Bars	Chicago	OL	Third season
Asmar Bilal	Las Vegas	LB	Second season
Ian Book	New Orleans	QB	First season
Miles Boykin	Baltimore	WR	Third season (injured reserve)
Chase Claypool	Pittsburgh	WR	Second season
Scott Daly	Detroit	LS	Second season
Sheldon Day	Cleveland	DT	Sixth season (practice squad)
Liam Eichenberg	Miami	OL	First season
Jalen Elliott	Detroit	DB	Third season (practice squad)
Matthias Farley	Tennessee	S	Sixth season
Will Fuller V	Miami	WR	Sixth season
Alohi Gilman	LA Chargers	S	Second season
Robert Hainsey	Tampa Bay	OL	First season
Daelin Hayes	Baltimore	DL	First season
J.J. Jansen	Carolina	LS	14th season
Jamir Jones	Pittsburgh	DL	Second season
Tony Jones, Jr.	New Orleans	RB	Second season
Khalid Kareem	Cincinnati	DL	Second season (injured reserve)
Cole Kmet	Chicago	TE	Second season
Tommy Kraemer	Detroit	OL	First season (practice squad)
Julian Love	NY Giants	CB	Third season
Nick Martin	Las Vegas	C	Sixth season
Zack Martin	Dallas	OG	Eighth season
Nick McCloud	Cincinnati	CB	First season
Mike McGlinchey	San Francisco	OT	Fourth season

IRISH IN THE NFL (As of September 8)

Player	Team	Pos.	Notes
Javon McKinley	Detroit	WR	First season (practice squad)
Sam Mustipher	Chicago	OL	Third season
Quenton Nelson	Indianapolis	OG	Fourth season
Ade Ogundeji	Atlanta	DL	First season
Julian Okwara	Detroit	DL	Second season
Romeo Okwara	Detroit	DE	Sixth season
Jeremiah Owusu-Koramoah	Browns	LB	First season
Troy Pride, Jr.	Carolina	CB	Second season (injured reserve)
Isaac Rochell	Indianapolis	DT	Fifth season
Kyle Rudolph	NY Giants	TE	11th season
KeiVarae Russell	New Orleans	CB	Fifth season (practice squad)
Ben Skowronek	LA Rams	WR	First season
Harrison Smith	Minnesota	FS	10th season
Jaylon Smith	Dallas	ILB	Sixth season
Durham Smythe	Miami	TE	Fourth season
Ronnie Stanley	Baltimore	OT	Sixth season
Eq. St. Brown	Green Bay	WR	Fourth season (practice squad)
Jerry Tillery	LA Chargers	DT	Third season
Drue Tranquill	LA Chargers	LB	Third season
Tommy Tremble	Carolina	TE	First season
Stephon Tuitt	Pittsburgh	DE	Eighth season (injured reserve)
Dexter Williams	NY Giants	RB	Third season

NFL DRAFT

- With nine players selected in the 2021 NFL Draft, Notre Dame Football has totaled 520 draft picks over the tenure of the program. No other college football program has totaled more than the Irish.
- OL Liam Eichenberg (second round, Miami Dolphins), OL Aaron Banks (second round, San Francisco 49ers), LB Jeremiah Owusu-Koramoah (second round, Cleveland Browns), TE Tommy Tremble (third round, Carolina Panthers), OL Robert Hainsey (third round, Tampa Bay Buccaneers), QB Ian Book (fourth round, New Orleans Saints), DL Daelin Hayes (fifth round, Baltimore Ravens), DL Ade Ogundeji (fifth round, Atlanta Falcons) and WR Ben Skowronek (seventh round, Los Angeles Rams) represented the Irish in the 2021 NFL Draft.
- The nine draft picks were the most during the Brian Kelly era and the most all-time since the 1994 draft when 10 players were selected.

ALL-TIMERS

- Throughout the history of the Notre Dame Football Program, 571 total players have spent time on an active NFL roster. In 2020, eight former Irish players have made their debut appearance on a 53-man roster: Asmar Bilal, Chase Claypool, Alohi Gilman, Khalid Kareem, Cole Kmet, Sam Mustipher, Julian Okwara and Troy Pride Jr.

THE BRIAN KELLY FILE

39th year in coaching // 31st year as head coach // 12th year at Notre Dame

Alma Mater: Assumption College (1983)

School	Seasons	Record			Pct.
Grand Valley State	13	118	35	2	0.768
Central Michigan	3	19	16	0	0.543
Cincinnati	3	34	6	0	0.850
Notre Dame	12	103 [*]	39	0	0.725
TOTALS	31	274[*]	96	2	0.739

HONORS AND ACCOLADES

Year	Award
2018	Home Depot National Coach of the Year
2018	Stallings National Coach of the Year
2012	AP National Coach of the Year
2012	Walter Camp National Coach of the Year
2012	Sporting News National Coach of the Year
2012	Home Depot National Coach of the Year
2012	Liberty Mutual National Coach of the Year
2012	AFCA National Coach of the Year
2009	Home Depot National Coach of the Year

^{*} - Includes 20 regular-season wins and two postseason appearances vacated under discretionary NCAA penalty.

BRIAN KELLY - THE DICK CORBETT HEAD FOOTBALL COACH

- Winningest coach in FBS (274^{*} wins)
- One of only four active FBS coaches with more than 300 games as a head coach.
- With the win over North Carolina, Kelly passed Lou Holtz to claim sole possession of second all-time in program history in career wins (101^{*}) at Notre Dame. At the conclusion of the 2020 season, Kelly sits at 102 career wins and trails only Knute Rockne's 105.
- Joins Knute Rockne (13), Frank Leahy (11), Ara Parseghian (11) and Lou Holtz (11) as the only Notre Dame coaches to spend 10 or more seasons on the Irish sidelines.
- Only three-time winner of the Home Depot Coach of the Year Award ('09, '12, '18)
- With 10 or more wins in 2012^{*}, 2015, 2017, 2018, 2019 and 2020, Kelly is the only Notre Dame coaches to hit the double-digit mark in wins six times.
- With 10-win seasons in five of the last six years, Kelly is the first Irish coach to have five seasons of double-digit wins in a six-year stretch since Lou Holtz from 1988-93.
- Notched his first win over an AP No. 1 team with the 47-40 win over Clemson (Nov. 8, 2020)
- Ranks second in winning percentage among active FBS coaches (.739^{*}) who have coached in 300 or more career games (Nick Saban - .797).
- Second-youngest coach to reach 200 career victories at a major school.
- Has finished .500 or better in 28 of 30 seasons as a head coach.
- Boasts a 17-10 record in postseason as a head coach.
- Kelly is the first coach to post four or more shutouts in an Irish career since Lou Holtz.
- With the 52-20 win over Navy in 2019, Kelly became just the third coach in Notre Dame history with three or more wins of at least 25 points over ranked teams. Lou Holtz and Frank Leahy each secured eight such victories. Ara Parseghian and Dan Devine had two such victories apiece.

WINNINGEST ACTIVE FBS COACHES (By wins)

Rk.	Coach	School	Years	Record			Pct.
1.	BRIAN KELLY	NOTRE DAME	31	274[*]	96	2	.739
2.	Mack Brown	North Carolina	33	259	133	1	.660
3.	Nick Saban	Alabama	26	257	65	1	.797
4.	Willie Fritz	Tulane	25	183	103	0	.640
5.	Kirk Ferentz	Iowa	26	181	127	0	.588
6.	Gary Patterson	TCU	22	179	74	0	.708

ACTIVE FBS LONGEVITY

Rk.	Coach	School	Games
1.	Mack Brown	North Carolina	393
2.	BRIAN KELLY	NOTRE DAME	372[*]
3.	Nick Saban	Alabama	323
4.	Kirk Ferentz	Iowa	308
5.	Dave Clawson	Wake Forest	256

**WINNINGEST ACTIVE FBS COACHES
(By percentage, min. 5 years)**

Rk.	Coach	School	Years	Record			Pct.
1.	Dabo Swinney	Clemson	14	140	34	0	.805
2.	Nick Saban	Alabama	26	257	65	1	.797
3.	Kirby Smart	Georgia	6	53	14	0	.791
4.	Lance Leipold	Kansas	15	147	39	0	.790
5.	Jimbo Fisher	Texas A&M	12	110	33	0	.769
6.	Brian Harsin	Auburn	9	77	24	0	.762
7.	BRIAN KELLY	NOTRE DAME	31	274[*]	96	2	.739
8.	David Shaw	Stanford	11	90	37	0	.709
9.	Gary Patterson	TCU	22	179	74	0	.708
10.	Mike Houston	East Carolina	10	87	40	0	.685

MOST YEARS COACHING (ACTIVE FBS)

Rk.	Coach	School	Years
1.	Mack Brown	North Carolina	33
2.	BRIAN KELLY	NOTRE DAME	32
3.	Nick Saban	Alabama	26
4.	Kirk Ferentz	Iowa	26
5.	Dave Clawson	Wake Forest	22

All charts include coaches with five-plus seasons of FBS head coaching experience



THE RECORD WHEN...

Stat	Kelly's Career			Kelly at ND		2021	
	Record (W-L-T)			Record (W-L)		Record (W-L)	
Home (Includes Shamrock Series)	153	34	1	60	13	0	0
Away	107	54	1	32	20	1	0
Neutral	12	9	0	9	7	0	0
In overtime	8	5	0	4	3	1	0
Coming off a loss	50	28	0	16	11	0	0
Coming off a win	187	54	1	63	23	0	0
Coming off an open date	20	2	0	9	2	0	0
vs. AP Top 25	30	26	0	22	21	0	0
Both teams are in the AP Top 25	22	19	0	18	18	0	0
Neither team is in the AP Top 25	54	30	0	22	14	0	0
Team is ranked higher	93	14	0	71	10	1	0
Opponent is ranked higher	11	18	0	8	14	0	0
vs. In-State Opponents	76	22	2	6	0	0	0
In August	5	2	0	2	0	0	0
In September	84	35	0	32	12	1	0
In October	91	26	2	32	8	0	0
In November	79	26	0	31	13	0	0
In December	13	4	0	5	3	0	0
In January	1	5	0	1	4	0	0
On TV (except GVSU regular season)	132	47	0	102	39	1	0
On NBC	59	13	0	59	13	0	0
On NBCSN	3	0	0	3	0	0	0
On ABC	25	13	0	23	14	1	0
On ACCN	1	0	0	1	0	0	0
On ESPN	15	9	0	7	6	0	0
On ESPN2	8	2	0	1	0	0	0
On CBS	4	3	0	4	3	0	0
On CBS Sports Network	0	1	0	0	1	0	0
On FOX	2	3	0	2	3	0	0
On USA Network	1	0	0	1	0	0	0
Morning Games (kicks off before noon)	0	1	0	0	1	0	0
Afternoon Games	182	62	2	64	18	0	0
Night Games (6 p.m. or later)	91	33	0	38	20	1	0
Decided by three points or fewer	46	23	2	13	13	1	0
Decided by seven points or fewer	85	44	2	30	21	0	0
Scoring first	190	39	0	76	21	1	0
Opponent scores first	81	57	2	26	18	0	0
Leading at halftime	216	21	0	83	11	1	0
Tied at halftime	19	6	0	8	1	0	0
Trailing at halftime	35	69	2	10	27	0	0

THE RECORD WHEN...

Stat	Kelly's Career			Kelly at ND		2021	
	Record (W-L-T)			Record (W-L)		Record (W-L)	
Leading after three quarters	230	17	0	84	9	1	0
Tied after three quarters	13	6	0	5	5	0	0
Trailing after three quarters	28	73	0	11	25	0	0
Scoring 40+ points	105	3	0	37	2	1	0
Scoring 30-39 points	77	11	0	30	7	0	0
Scoring 20-29 points	68	36	1	25	14	0	0
Scoring 0-19 points	23	46	1	10	15	0	0
Allowing 40+ points	8	24	0	2	10	0	0
Allowing 30-39 points	21	37	0	10	15	1	0
Allowing 20-29 points	71	27	1	23	9	0	0
Allowing 0-19 Points	173	8	1	67	3	0	0
Outrushing opponent	213	29	1	76	8	0	0
Getting outrushed	55	66	2	24	31	1	0
Passing for more yards	178	61	1	65	28	1	0
Passing for fewer yards	94	32	1	37	11	0	0
Outgaining opponent	229	31	1	84	14	0	0
Outgained by opponent	42	62	1	18	25	1	0
Winning time of possession battle	146	30	0	57	8	1	0
Losing time of possession battle	125	64	2	45	31	0	0
Scoring a defensive or special teams TD	79	9	0	20	5	0	0
Allowing a defensive or special teams TD	25	31	0	11	12	0	0
Fewer penalty yards	88	46	1	50	21	1	0
More penalty yards	175	48	1	50	18	0	0
Winning turnover battle	157	17	0	54	6	1	0
Losing turnover battle	65	57	1	24	29	0	0
Having an individual 100-yard rusher	129	26	1	46	9	0	0
Having an individual 100-yard receiver	107	33	0	37	16	1	0
Having an individual 200-yard passer	181	51	1	67	25	1	0
Having a QB rush for 100 yards	9	1	0	7	1	0	0
Allowing an individual 100-yard rusher	49	54	1	17	26	1	0
Allowing an individual 100-yard receiver	77	40	0	21	15	0	0
Allowing an individual 200-yard passer	109	47	1	42	25	0	0

STARTER SHEET

OFFENSE	Pos.	2021	Streak	Career	DEFENSE	Pos.	2021	Streak	Career
Cain Madden	OL	1	1	32	Kurt Hinish	NG	1	26	26
Jarrett Patterson	C	1	1	21	Drew White	LB	1	19	24
Jack Coan	QB	1	1	19	Myron Tagovailoa-Amosa	DT	1	1	21
Kyren Williams	RB	1	13	13	Kyle Hamilton	S	1	11	13
Josh Lugg	RT	1	1	8	TaRiq Bracy	CB	0	0	8
Avery Davis	WR	1	2	5	Shayne Simon	LB	0	0	8
Michael Mayer	TE	1	2	4	Clarence Lewis	S/CB	1	5	7
Braden Lenzy	WR	1	1	4	Jayson Ademilola	DL	1	1	3
Zeke Correll	C	1	2	3	Houston Griffith	CB	1	1	3
Kevin Austin Jr.	WR	1	1	1	Marist Liufau	LB	0	2	3
Blake Fisher	OL	1	1	1	Jack Kiser	LB	0	0	1
					Rylie Mills	DL	0	1	1
					JD Bertrand	LB	1	1	1
					Isaiah Pryor	LB	1	1	1
					Cam Hart	CB	1	1	1
					Isaiah Foskey	DL	1	1	1

CAREER STARTS BY POSITION

WR	LT	LG	C	RG	RT	TE	WR	QB	WR	RB
Lenzy (3)	Fisher (1)	Correll (1)	Patterson (21)	Madden (32)	Lugg (5)	Mayer (3)	Davis (5)	Coan (19)	Lenzy (1)	Williams (13)
			Correll (2)	Lugg (1)					Austin Jr (1)	
			Lugg (2)							
DL	DL	DL	DL	ROV	MIKE	BUCK	CB	S	S	CB
Foskey (1)	Tagovailoa-Amosa (21)	Hinish (26)	Ademilola, Jayson (4)	Pryor (1)	White (24)	Simon (8)	Griffith (1)	Hamilton (13)	Griffith (2)	Bracy (8)
	Mills (1)					Kiser (1)	Hart (1)	Lewis (1)		Lewis (6)
						Bertrand (1)				
						Liufau (3)				



NOTRE DAME

Rushing

Had 500 or more yards:	at Boston College, 2017 (515)
Had 450 or more yards:	at Boston College, 2017 (515)
Had 400 or more yards:	at Boston College, 2017 (515)
Had 300 or more yards:	vs. Florida State, 2020 (353)
Had 70 or more rushing attempts:	vs. Michigan State, 1991 (76)
Had 60 or more rushing attempts:	vs. Navy, 2007 (63)
Had 50 or more rushing attempts:	at Pittsburgh, 2020 (50)
Had eight or more rush TDs:	vs. Pittsburgh, 1965 (9)
Had seven or more rush TDs:	at Boston College, 2017 (7)
Had six or more rush TDs:	vs. South Florida, 2020 (6)
Had five or more rush TDs:	vs. South Florida, 2020 (6)
Had four or more rush TDs:	vs. Florida State, 2020 (4)
Had two or more players with 200 rush yards in a game:	at Boston College, 2017 (Josh Adams 229, Brandon Wimbush 207)
Had three players with 100 rush yards in a game:	vs. Temple, 2017 (Josh Adams 161, DeShone Kizer 124, Brandon Wimbush 106)
Had two or more players with 100 rush yards in a game:	vs. Syracuse, 2020 (Kyren Williams 110, Chris Tyree 109)
Had a quarterback rush for 100 yards in a game:	vs. Duke, 2019 (Ian Book, 139)

Passing

Had 500 or more yards:	at USC, 1970 (526)
Had 400 or more yards:	vs. New Mexico, 2019 (434)
Had 300 or more yards:	at Florida State, 2021 (366)
Had 50 or more pass attempts:	vs. Virginia Tech, 2019 (53)
Had 40 or more pass attempts:	vs. Boston College, 2019 (40)
Had 30 or more pass attempts:	vs. Syracuse, 2020 (37)
Had 35 or more pass completions:	at Florida State, 2021 (35)
Had 30 or more pass completions:	at Clemson, 2015 (35)
Had 25 or more pass completions:	at Florida State, 2021 (26)
Had six or more passing TDs:	vs. Bowling Green, 2019 (6)
Had five or more passing TDs:	vs. Navy, 2019 (5)
Had four or more passing TDs:	at Florida State, 2021 (4)
Had three or more passing TDs:	vs. Syracuse, 2020 (3)
Had three or more passing TDs in a half:	at Boston College, 2020 (3)
Had five or more passes intercepted:	vs. USC, 1967 (7)
Had four or more passes intercepted:	at Arizona State, 2014 (4)
Had three or more passes intercepted:	vs. Ball State, 2018 (3)

Receiving

Had two players with 100 receiving yards in a game:	at Stanford, 2017 (Kevin Stepherson - 112, Equanimeous St. Brown - 111)
Had a player with over 150 receiving yards in a game:	vs. Wake Forest, 2017 (Chase Claypool - 180)
Had two players with 10 catches in a game:	vs. BYU, 2005 (Maurice Stovall - 14, Jeff Samardzija - 10)

Combination Offense

Had a 400-yard passer and 100-yard rusher in a game:	vs. Syracuse, 2016 (DeShone Kizer - 471, Josh Adams - 102)
Had a 300-yard passer and 100-yard rusher in a game:	vs. Clemson, 2020 (Ian Book - 310, Kyren Williams - 140)
Had a 400-yard passer and 100-yard receiver in a game:	vs. Syracuse, 2016 (DeShone Kizer - 471, Equanimeous St. Brown - 182)
Had a 300-yard passer and 100-yard receiver in a game:	at Florida State, 2021 (Jack Coan - 366, Michael Mayer - 120)
Had a 400-yard passer, 100-yard rusher and 100-yard receiver in a game:	vs. Syracuse, 2016 (DeShone Kizer - 471, Josh Adams - 102, Equanimeous St. Brown - 182)
Had a 300-yard passer, 100-yard rusher and 100-yard receiver in a game:	vs. Clemson, 2020 (Ian Book - 310, Kyren Williams - 140 rushing, Javon McKinley - 102 receiving)
Had a 200-yard passer, 100-yard rusher and 100-yard receiver in a game:	vs. Syracuse, 2020 (Ian Book - 285, Kyren Williams - 110 rushing, Chris Tyree - 109 rushing, Javon McKinley - 111 receiving)
Had a 400-yard passer and 100-yard rusher in a game:	vs. Syracuse, 2016 (DeShone Kizer - 471, Josh Adams - 102)
Had a 200-yard passer and 100-yard rusher in a game:	vs. Syracuse, 2020 (Ian Book - 285, Kyren Williams - 110, Chris Tyree - 109)
Had a 100-yard receiver and 100-yard rusher in a game:	at North Carolina, 2020 (Kyren Williams - 124 rushing, Javon McKinley - 135 receiving)

Total Offense

Had 700 or more yards total offense:	vs. Wake Forest, 2017 (710)
Had 650 or more yards total offense:	vs. Wake Forest, 2017 (710)
Had 600 or more yards total offense:	vs. Wake Forest, 2017 (710)
Had 500 or more yards total offense:	vs. Syracuse, 2020 (568)
Had 400 or more yards total offense:	at Florida State, 2021 (431)
Had 100 or more plays total offense:	vs. Pittsburgh, 2012 (104)
Had 85 or more plays total offense:	vs. Boston College, 2019 (85)
Had 75 or more plays total offense:	vs. Syracuse, 2020 (77)

**Scoring**

Scored 60 or more points:	vs. New Mexico, 2019 (66)
Scored 50 or more points:	vs. South Florida, 2020 (52)
Scored 40 or more points:	at Florida State, 2021 (41)
Scored 30 or more points:	vs. Syracuse, 2020 (31)
Scored a two-point conversion:	vs. LSU (Citrus Bowl), 2017
Allowed 60 or more points:	Never
Allowed 50 or more points:	at Texas, 2016 (50)
Allowed 40 or more points:	vs. Clemson, 2020 (40)
Allowed 30 or more points:	at Florida State, 2021 (38)
Was held scoreless:	at Boston College, 2008 (17-0)
Was held scoreless at home:	USC, 2007 (38-0)
Was held scoreless on the road:	at Boston College, 2008 (17-0)
Was held without offensive touchdown:	vs. Clemson, 2019 Cotton Bowl (30-3)
Was held without offensive touchdown on the road:	at NC State, 2016 (10-3)
Was held without offensive touchdown at home:	vs. USC, 2007 (38-0)
Held opponent scoreless:	vs. South Florida, 2020 (52-0)
Held opponent scoreless at home:	vs. South Florida, 2020 (52-0)
Held opponent scoreless on the road:	at Purdue, 1993 (17-0)
Held opponent without offensive touchdown:	at Pittsburgh, 2020 (45-3)
Held opponent without offensive touchdown on the road/neutral:	at Pittsburgh, 2020 (45-3)
Held opponent without offensive touchdown at home:	vs. South Florida, 2020 (52-0)
Held opponent scoreless at neutral site:	vs. Maryland (Giants Stadium - East Rutherford, NJ), 2002 (22-0)
Held two or more opponents scoreless in a season:	2002 vs. Maryland (22-0) vs. Rutgers (42-0)
Held three or more opponents scoreless in a season:	1976 vs. Purdue (23-0) at Northwestern (49-0), vs. Oregon (41-0)
Held four or more opponents scoreless in a season:	1966 vs. Army (35-0) vs. North Carolina (32-0), at Oklahoma (38-0), vs. Pittsburgh (40-0) vs. Duke (64-0), at USC (51-0)
Held five or more opponents scoreless in a season:	1966 vs. Army (35-0) vs. North Carolina (32-0), at Oklahoma (38-0), vs. Pittsburgh (40-0) vs. Duke (64-0), at USC (51-0)
Held six or more opponents scoreless in a season:	1966 vs. Army (35-0) vs. North Carolina (32-0), at Oklahoma (38-0), vs. Pittsburgh (40-0) vs. Duke (64-0), at USC (51-0)
Had multiple players with multiple TDs in a game:	vs. Syracuse, 2020 (Javon McKinley - 3, Ian Book - 2)

Turnovers

Did not commit a turnover:	vs. Clemson, ACC Championship, 2020
Committed six or more turnovers:	vs. Navy, 1984 (6)
Committed five or more turnovers:	vs. Boston College, 2015 (5)
Lost four or more fumbles:	vs. Michigan State, 1999 (4)
Lost three or more fumbles:	at Boston College, 2020 (3)
Recorded six or more takeaways:	vs. Michigan, 2012 (6)
Recorded five or more takeaways:	vs. Virginia, 2019 (5)
Returned two or more interceptions for TDs:	vs. Stanford, 2002 (2) (Shane Walton - 18 yards, Courtney Watson - 34 yards)
Returned an interception for a TD:	vs. New Mexico (2019) (Kyle Hamilton - 54 yards)
Returned a fumble for a TD:	vs. Clemson, 2020 (1) (Jeremiah Owusu-Koramoah - 23 yards)

Defense

Held opponent to 50 or fewer rushing yards:	vs. Clemson, 2020 (34)
Held opponent to 100 or fewer passing yards:	vs. Boston College, 2019 (63)
Held opponent to 200 or fewer passing yards:	vs. Syracuse, 2020 (185)
Held opponent to 300 or fewer yards total offense:	at North Carolina, 2020 (298)
Held opponent to 200 or fewer yards total offense:	at Pittsburgh, 2020 (162)
Intercepted five or more passes:	vs. Michigan, 2012 (5)
Intercepted four or more passes:	vs. Rutgers (Pinstripe Bowl), 2013 (4)
Intercepted three or more passes:	at Florida State, 2021 (3)
Forced five or more fumbles:	at Louisville, 2019 (5)
Forced four or more fumbles:	vs. Syracuse, 2020 (4)
Forced three or more fumbles:	vs. Navy, 2019 (4)
Scored a safety:	at North Carolina, 2017
Recorded nine or more sacks:	vs. Rutgers, 1996 (9)
Recorded eight or more sacks:	vs. Virginia, 2019 (8)
Recorded seven or more sacks:	vs. Virginia, 2019 (8)
Recorded six or more sacks:	at North Carolina, 2020 (6)
Recorded five or more sacks:	at Florida State, 2021 (5)
Held opponent to 10 or fewer first downs:	at Duke, 2019 (10)

Special Teams

Returned a punt for a TD:	vs. Massachusetts, 2015 (C.J. Sanders, 50 yards)
Returned a blocked punt for a TD:	at Pittsburgh, 2020 (Isaiah Foskey, 0 yards)
Returned a kickoff for a TD:	vs. Syracuse, 2016 (C.J. Sanders, 93 yards)
Returned a blocked FG for a TD:	at Air Force, 2006 (Terrail Lambert, 76 yards)
Blocked a punt:	at Pittsburgh, 2020 (Isaiah Foskey)
Punted 10 or more times:	at Michigan, 2019 (10)
Did not punt:	at Boston College, 2020
Blocked a field goal:	vs. Bowling Green, 2019 (Julian Okwara)
Had a field goal blocked:	at Texas, 2016
Blocked a PAT kick:	vs. Florida State, 2018 (Jerry Tillery)
Scored on a blocked PAT attempt:	vs. Florida State, 2018 (Julian Love)
Missed a kicking PAT:	vs. Syracuse, 2018
Had a kicking PAT blocked:	vs. Florida State, 2018
Opponent scored on a blocked PAT attempt:	vs. Northwestern, 2014
Had a punt blocked:	at Northwestern, 2018

Miscellaneous

Had 30 or more first downs:	vs. Wake Forest, 2017 (30)
Had 25 or more first downs:	vs. Syracuse, 2020 (26)
Had 20 or more first downs:	vs. Syracuse, 2020 (26)
Was not penalized:	at LSU, 1997
Had 10 or more penalties:	at Stanford, 2019 (11)
Had 120 or more yards in penalties:	at Rutgers, 2000 (120)
Had 40 minutes or more of possession time:	at Pittsburgh, 2020 (40:59)
Had 35 minutes or more of possession time:	at North Carolina, 2020 (35:04)
Was involved in a tie game:	at USC, 1994 (17-17)
Was involved in an overtime game:	at Florida State, 2021 (41-38)
Was involved in a double overtime game:	vs. Clemson, 2020 (47-40)
Was involved in a triple overtime game:	vs. Pittsburgh, 2012 (29-26)
Was involved in a quadruple overtime game:	vs. Pittsburgh, 2008 (33-36)

A NOTRE DAME PLAYER

Rushing

Rushed for 250 or more yards:	Julius Jones at Pittsburgh, 2003 (262)
Rushed for 200 or more yards:	Dexter Williams vs. Florida State, 2018 (202)
Rushed for 175 or more yards:	Kyren Williams vs. Florida State, 2020 (185)
Rushed for 150 or more yards:	Kyren Williams vs. Florida State, 2020 (185)
Rushed for 125 or more yards:	Kyren Williams vs. Clemson, 2020 (140)
Rushed for 100 or more yards:	Kyren Williams (110) and Chris Tyree (109) vs. Syracuse, 2020
Quarterback rushed for 200 or more yards:	Brandon Wimbush at Boston College, 2017 (207)
Quarterback rushed for 100 or more yards:	Ian Book at Duke, 2019 (139)
Rushed 40 or more times:	Allen Pinkett at LSU, 1984 (40)
Rushed 35 or more times:	Julius Jones vs. BYU, 2003 (35)
Rushed 30 or more times:	James Aldridge vs. Navy, 2007 (32)
Rushed 25 or more times:	Kyren Williams vs. Louisville, 2020 (25)
Rushed for four or more TDs:	Brandon Wimbush at Boston College, 2017 (4)
Rushed for three or more TDs:	Kyren Williams vs. Clemson, 2020 (3)
Rushed for two or more TDs:	Kyren Williams at North Carolina, 2020 (2)
Had a run of 90 yards or more:	Chris Tyree vs. Syracuse, 2020 (94)
Had a run of 80 or more yards:	Chris Tyree vs. Syracuse, 2020 (94)
Had a run of 70 or more yards:	Chris Tyree vs. Syracuse, 2020 (94)
Had a run of 60 or more yards:	Chris Tyree vs. Syracuse, 2020 (94)
Had a run of 50 or more yards:	Chris Tyree vs. Syracuse, 2020 (94)

Passing

Passed for 500 or more yards:	Joe Theismann at USC, 1970 (526)
Passed for 400 or more yards:	DeShone Kizer vs. Syracuse, 2016 (471)
Passed for 300 or more yards:	Jack Coan at Florida State, 2021 (366)
Attempted 50 or more passes:	Ian Book vs. Virginia Tech, 2019 (53)
Attempted 40 or more passes:	Ian Book vs. Boston College, 2019 (40)
Attempted 30 or more passes:	Jack Coan at Florida State, 2021 (35)
Completed 30 or more passes:	Everett Golson at Florida State, 2014 (31)
Completed 20 or more passes:	Jack Coan at Florida State, 2021 (26)
Threw six TDs:	Brady Quinn vs. BYU, 2005 (6)
Threw five or more TDs:	Ian Book vs. Navy, 2019 (5)
Threw four or more TDs:	Jack Coan at Florida State, 2021 (4)
Threw three or more TDs:	Jack Coan at Florida State, 2021 (4)
Threw three or more TDs in a half:	Ian Book at Boston College, 2020 (3)
Threw five or more interceptions:	Terry Hanratty vs. USC, 1967 (5)
Threw four or more interceptions:	Everett Golson at Arizona State, 2014 (4)
Threw three or more interceptions:	Brandon Wimbush vs. Ball State, 2018 (3)
Completed a pass of 90 yards or more:	Dayne Crist vs. Michigan, 2010 (95)
Completed a pass of 80 or more yards:	Brandon Wimbush at Stanford, 2017 (83)
Completed a pass of 70 or more yards:	Ian Book at Pittsburgh, 2020 (73)
Completed a pass of 60 or more yards:	Ian Book at Pittsburgh, 2020 (73)
Completed a pass of 50 or more yards:	Jack Coan at Florida State, 2021 (55)

Receiving

Caught 15 or more passes:	Never
Caught 10 or more passes:	Miles Boykin vs. Stanford, 2018 (11)
Caught seven or more passes:	Michael Mayer at Florida State, 2021 (9)
Had 200 or more yards receiving:	Golden Tate at Stanford, 2009 (201)
Had 175 or more yards receiving:	Chase Claypool vs. Wake Forest, 2017 (180)
Had 150 or more yards receiving:	Chase Claypool vs. Wake Forest, 2017 (180)
Had 100 or more yards receiving:	Michael Mayer at Florida State, 2021 (120)
Caught four or more TDs:	Chase Claypool vs. Navy, 2019 (4)
Caught three or more TDs:	Javon McKinley vs. Syracuse, 2020 (3)
Caught two or more TDs:	Javon McKinley vs. Syracuse, 2020 (3)
Caught three or more TDs in one half:	Ben Skowronek at Boston College, 2020 (3)

Total Offense

Had 500 or more yards total offense:	Joe Theismann at USC, 1970 (512)
Had 400 or more yards total offense:	Ian Book vs. New Mexico, 2019 (406)
Had 100 yards both passing and rushing:	Ian Book at Duke, 2019 (181 passing, 139 rushing)

Scoring

Accounted for six or more touchdowns:	Ian Book vs. New Mexico, 2019 (1 rushing, 5 passing)
Accounted for five or more touchdowns:	Ian Book vs. Syracuse, 2020 (3 passing, 2 rushing)
Accounted for four or more touchdowns:	Jack Coan at Florida State, 2021 (4 passing)
Accounted for three or more touchdowns:	Jack Coan at Florida State, 2021 (4 passing)

Defense

Intercepted three or more passes:	Harrison Smith vs. Miami (Fla.), 2010 (3)
Intercepted two or more passes:	Kyle Hamilton at Florida State, 2021 (2)
Recovered three or more fumbles:	Never
Forced two fumbles:	Daelin Hayes at Georgia Tech, 2020 (2)
Recovered two fumbles:	Nick McCloud vs. Clemson, 2020 (2)
Recorded 20 or more tackles:	Manti Te'o vs. Stanford, 2010 (21)
Recorded 15 or more tackles:	Te'von Coney vs. LSU (Citrus Bowl), 2017 (17)
Recorded 10 or more tackles:	JD Bertrand at Florida State, 2021 (11)
Recorded 4.0 or more sacks:	Jerry Tillery vs. Stanford, 2018 (4.0)
Recorded 3.0 or more sacks:	Jeremiah Owusu-Koramoah vs. Iowa State - Camping World Bowl, 2019 (3)
Recorded 2.0 or more sacks:	Isaiah Foskey at Florida State, 2021 (2.0)

Special Teams

Scored 17 or more points kicking:	Jonathan Doerer vs. Clemson, 2020 (17)
Scored 15 or more points kicking:	Jonathan Doerer vs. Clemson, 2020 (17)
Scored 10 or more points kicking:	Jonathan Doerer at Florida State, 2021 (11)
Kicked five or more field goals:	Kyle Brindza vs. Rutgers (Pinstripe Bowl), 2013 (5)
Kicked four or more field goals:	Jonathan Doerer vs. Clemson, 2020 (4)
Kicked two field goals of 50 or more yards:	Never
Kicked a field goal of 50 or more yards:	Jonathan Doerer vs. Clemson - ACC Championship, 2020 (51)
Kicked a punt 70 or more yards:	Tyler Newsome vs. Michigan State, 2016 (71)
Kicked a punt 60 or more yards:	Jay Bramblett at Michigan, 2019 (61)
Punted 10 or more times:	Jay Bramblett at Michigan, 2019 (10)
Totaled 175 or more kickoff return yards:	C.J. Sanders at Stanford, 2015 (182)
Totaled 100 or more punt return yards:	C.J. Sanders at Stanford, 2015 (182)

AN OPPOSING TEAM

Rushing

Had 400 or more yards:	Pittsburgh, 1975 (411)
Had 300 or more yards:	Michigan, 2019 (303)
Had 200 or more yards:	Florida State, 2021 (264)
Had 50 or more rushing attempts:	Navy, 2019 (64)
Had five or more rush TDs:	Texas, 2016 (5)
Had four or more rush TDs:	Texas, 2016 (5)
Had two or more players with 100 rush yards in a game:	BYU, 2013 (Taysom Hill - 101, Paul Lasike - 101)

Passing

Had 400 or more yards:	Clemson, 2020 (439)
Had 300 or more yards:	Clemson, ACC Championship, 2020 (322)
Had 60 or more pass attempts:	Tennessee, 1990 (60)
Had 50 or more pass attempts:	USC, 2018 (51)
Had 40 or more pass attempts:	Boston College, 2020 (40)
Had 30 or more pass completions:	Virginia, 2019 (30)
Had five or more passing TDs:	USC, 2014 (6)
Had four or more passing TDs:	Alabama, CFP Semifinal at the Rose Bowl, 2021 (4)
Had three or more passing TDs:	Alabama, CFP Semifinal at the Rose Bowl, 2021 (4)

**Receiving**

Had two players with 100 receiving yards in a game:	Clemson, 2020 (Cornell Powell - 161, Amari Rodgers - 134)
---	--

Total Offense

Had 600 or more yards total offense:	Ohio State, 2006 Fiesta Bowl (617)
Had 500 or more yards total offense:	Clemson, ACC Championship, 2020 (541)
Had 400 or more yards total offense:	Florida State, 2021 (442)
Had 90 or more plays:	Wake Forest, 2018 (92)
Had 80 or more plays:	Virginia Tech, 2018 (85)
Had 75 or more plays:	Clemson, 2020 (77)

Scoring

Scored 60 or more points:	Never
Scored 50 or more points:	Texas, 2016 (50)
Scored 40 or more points:	Clemson, 2020 (40)
Scored 30 or more points:	Florida State, 2021 (38)
Scored a two-point conversion:	Florida State, 2021

Turnovers

Did not commit a turnover:	Alabama, CFP Semifinal at the Rose Bowl, 2021
Had three or more fumbles lost:	Clemson, 2020 (3)
Intercepted five or more passes:	USC, 1967 (7)
Intercepted four or more passes:	Arizona State, 2014 (4)
Intercepted three or more passes:	Ball State, 2018 (3)
Returned an interception for a TD:	at Miami, Fla., 2017 (Trajan Bandy - 65 yards)
Returned a fumble for a TD:	at Georgia Tech, 2020 (Zamari Walton - 93 yards)

Defense

Held ND to 10 or fewer first downs:	at NC State, 2016 (10)
Scored a safety:	vs. Stanford, 2016
Held ND to 50 or fewer rushing yards:	vs. Clemson, ACC Championship, 2020 (44)
Held ND to 200 or fewer passing yards:	at Georgia Tech, 2020 (199)
Held ND to 100 or fewer passing yards:	at Boston College, 2017 (96)
Held ND to 300 or fewer yards total offense:	Michigan, 2019 (180)
Held ND to 200 or fewer yards total offense:	at Michigan, 2019 (180)

Special Teams

Returned a punt for a TD:	at USC, 2016 (Adore Jackson - 55 yards)
Returned a blocked punt for a TD:	NC State, 2017 (Germaine Pratt - 0 yards)
Returned a kickoff for a TD:	Pittsburgh, 2018 (Maurice French - 99 yards)
Returned a punt for TD and kickoff for TD in same game:	at USC, 2016 (Adore Jackson - 55 yd PR; 97 yd KO)
Punted 10 or more times:	Boston College, 2010 (11)
Did not punt:	Miami (Fla.), 1985
Missed a kicking PAT:	Massachusetts, 2015

Miscellaneous

Had 30 or more first downs:	Wake Forest, 2017 (34)
Had 20 or more first downs:	Alabama, CFP Semifinal at the Rose Bowl, 2021 (24)
Had 10 or more penalties:	Pittsburgh, 2020 (12)
Had 100 or more yards in penalties:	Georgia, 2017 (127)
Had 35 minutes or more of possession time:	Navy, 2019 (36:00)
Had one 100-yard receiver and one 100-yard rusher:	Alabama, CFP Semifinal at the Rose Bowl, 2021 (Najee Harris, 125 rushing; DeVonta Smith, 130 receiving)

AN OPPOSING PLAYER**Rushing**

Rushed for 300 or more yards:	Tony Dorsett, Pittsburgh, 1975 (303)
Rushed for 200 or more yards:	Alexander Teich, Navy, 2010 (210)
Rushed for 150 or more yards:	Tyler Gaffney, Stanford, 2013 (189)
Rushed for 100 or more yards:	Jashaun Corbin, Florida State, 2021 (144)
Rushed 40 or more times:	Craig Heyward, Pittsburgh, 1987 (42)
Rushed 30 or more times:	Tyler Gaffney, Stanford, 2013 (33)
Rushed 25 or more times:	Malcolm Perry, Navy, 2019 (25)
Rushed for five or more TDs:	Walter Reyes, Syracuse, 2003 (5)
Rushed for four or more TDs:	Ezekiel Elliott, Ohio State (Fiesta Bowl), 2015 (4)
Rushed for three or more TDs:	Tyrone Swoopes, Texas, 2016 (3)
Rushed for two or more TDs:	Zach Charbonnet, at Michigan, 2019 (2)
Had a run of 80 or more yards:	Jashaun Corbin, Florida State, 2021 (89)
Had a run of 70 or more yards:	Jashaun Corbin, Florida State, 2021 (89)
Had a run of 60 or more yards:	Jashaun Corbin, Florida State, 2021 (89)
Had a run of 50 or more yards:	Jashaun Corbin, Florida State, 2021 (89)

Passing

Passed for 500 or more yards:	Never
Passed for 400 or more yards:	D.J. Uiagalelei, Clemson, 2020 (439)
Passed for 300 or more yards:	Trevor Lawrence, Clemson, ACC Championship, 2020 (322)
Attempted 60 or more passes:	Andy Kelly, Tennessee, 1990 (60)
Attempted 50 or more passes:	JT Daniels, USC, 2018 (51)
Attempted 40 or more passes:	Phil Jurkovec, Boston College, 2020 (40)
Completed 30 or more passes:	Bryce Perkins, Virginia, 2019 (30)
Completed 20 or more passes:	Mac Jones, Alabama, CFP Semifinal at the Rose Bowl, 2021 (25)
Threw six or more TDs:	Cody Kessler, USC, 2014 (6)
Threw five or more TDs:	Cody Kessler, USC, 2014 (6)
Threw four or more TDs:	Mac Jones, Alabama, CFP Semifinal at the Rose Bowl, 2021 (4)
Threw three or more TDs:	Mac Jones, Alabama, CFP Semifinal at the Rose Bowl, 2021 (4)
Completed a pass of 90 or more yards:	Kyle Orton, Purdue, 2004 (97)
Completed a pass of 80 or more yards:	Cody Kessler, USC, 2015 (83)
Completed a pass of 70 or more yards:	Eric Dungey, Syracuse, 2016 (72)
Completed a pass of 60 or more yards:	Jordan Travis, Florida State, 2021 (60)
Completed a pass of 50 or more yards:	Jordan Travis, Florida State, 2021 (60)

Receiving

Caught 15 or more passes:	Jalen Saunders, Oklahoma, 2012 (15)
Caught 10 or more passes:	Michael Wilson, Stanford, 2019 (10)
Caught seven or more passes:	DeVonta Smith, Alabama, CFP Semifinal at the Rose Bowl, 2021 (7)
Had 200 or more yards receiving:	Selwyn Lymon, Purdue, 2006 (238)
Had 150 or more yards receiving:	Cornell Powell, Clemson, 2020 (161)
Had 100 or more yards receiving:	DeVonta Smith, Alabama, CFP Semifinal at the Rose Bowl, 2021 (130)
Caught three or more TD passes:	JDeVonta Smith, Alabama, CFP Semifinal at the Rose Bowl, 2021 (3)
Caught two or more TD passes:	James Gardner, Miami (Ohio), 2017 (2)

Scoring

Accounted for six or more touchdowns:	Cody Kessler, USC, 2014 (6 passing, 0 rushing)
Accounted for five or more touchdowns:	Eric Dungey, Syracuse, 2016 (2 passing, 3 rushing)
Accounted for four or more touchdowns:	Mac Jones, Alabama, CFP Semifinal at the Rose Bowl, 2021 (4 passing)
Accounted for three or more touchdowns:	Mac Jones, Alabama, CFP Semifinal at the Rose Bowl, 2021 (4 passing)

Defense

Intercepted three or more passes:	Rod Johnson, North Carolina State, 2003 (3)
Intercepted two or more passes:	Justin Simmons, Boston College, 2015 (2)
Recorded three or more sacks:	Bradley Chubb, NC State, 2016 (3.0)
Recorded two or more sacks:	Monty Montgomery, Louisville, 2020 (2.0)

Special Teams

Kicked four or more field goals:	B.T. Potter, Clemson, 2020 (4)
Kicked a field goal 50 or more yards:	Matt Payne, BYU, 2004 (53)
Kicked a punt of 65 or more yards:	Jake Bailey, Stanford, 2017 (65)
Totalled 100 or more kick return yards:	Damond Philyaw-Johnson, Duke, 2019 (122)



2021-22 Notre Dame Football
Overall Team Statistics
All games

Page 1/2
as of Sep 06, 2021

Team Statistics

	ND	OPP
Scoring	41	38
Points per game	41.0	38.0
Points Off Turnovers	21	0
First Downs	17	19
Rushing	1	11
Passing	14	8
Penalty	2	0
Rushing Yardage	65	264
Yards gained rushing	91	305
Yards lost rushing	26	41
Rushing attempts	35	48
Average per rush	1.9	5.5
Average per game	65.0	264.0
TDs Rushing	1	3
Passing Yardage	366	178
Comp-Att-Int	26-35-1	14-26-3
Average per pass	10.5	6.8
Average per catch	14.1	12.7
Average per game	366.0	178.0
TDs Passing	4	2
Total offense	431	442
Total plays	70	74
Average per play	6.2	6.0
Average per game	431.0	442.0
Kick returns: #-Yards	0-0	3-72
Punt returns: #-Yards	1-4	0-0
Int returns: #-Yards	3-4	1-5
Kick return average	0.0	24.0
Punt return average	4.0	0.0
Int return average	1.3	5.0
Fumbles-Lost	2-0	1-0
Penalties-Yards	5-38	9-54
Average per game	38.0	54.0
Punts-Yards	6-236	4-171
Average per punt	39.3	42.8
Net punt average	39.3	41.8
Kickoffs-Yards	7-450	7-444
Average per kick	64.3	63.4
Net kick average	39.7	40.0
Time of possession / game	30:35	29:25
3rd-down conversion	6/17	7/16
3rd-down pct	35%	44%
4rd-down conversion	1/2	1/2





**2021-22 Notre Dame Football
Overall Team Statistics
All games**

Page 2/2
as of Sep 06, 2021

	ND	OPP
4rd-down pct	50%	50%
Sacks by-Yards	5-34	4-16
Misc Yards	0	0
Touchdowns scored	5	5
Field goals - attempts	2-2	1-2
On-Side kicks	0-0	0-0
Red-zone scores	(2-2) 100%	(3-4) 75%
Red-zone touchdowns	(2-2) 100%	(3-4) 75%
PAT-attempts	(5-5) 100%	(4-5) 80%
Attendance	0	68316
Games / Avg per game	0/0	1/68316
Neutral site games	-	0/0

Score by Periods

Team	1st	2nd	3rd	4th	OT	TOT
Notre Dame	7	10	21	0	3	41
Opponents	7	7	6	18	0	38



**Rushing**

Player	gp	att	gain	loss	net	avg	td	lg	avg/g
Kyren Williams	1	18	46	4	42	2.3	0	7	42.0
Chris Tyree	1	7	31	0	31	4.4	1	12	31.0
Jack Coan	1	9	14	17	-3	-0.3	0	6	-3.0
Team	1	1	0	5	-5	-5.0	0	0	-5.0
Total	1	35	91	26	65	1.9	1	12	65.0
Opponents	1	48	305	41	264	5.5	3	89	264.0

Passing

Player	gp	effic	comp-att-int	pct	yds	td	lg	avg/g
Jack Coan	1	194.1	26-35-1	74.3	366	4	55	366.0
Total	1	194.1	26-35-1	74.3	366	4	55	366.0
Opponents	1	113.7	14-26-3	53.8	178	2	60	178.0

Receiving

Player	gp	no.	yds	avg	td	lg	avg/g
Michael Mayer	1	9	120	13.3	1	41	120.0
Kyren Williams	1	6	83	13.8	1	55	83.0
Kevin Austin	1	4	91	22.8	1	37	91.0
Chris Tyree	1	4	10	2.5	0	9	10.0
Braden Lenzy	1	2	39	19.5	0	24	39.0
Joe Wilkins	1	1	23	23.0	1	23	23.0
Total	1	26	366	14.1	4	55	366.0
Opponents	1	14	178	12.7	2	60	178.0

Scoring

Player	PAT		kick	rush	rcv	pass	dxp	saf	pts
	td	fg							
Jonathan Doerer	-	2-2	5-5	-	-	-	-	-	11
Kevin Austin	1	-	-	-	-	-	-	-	6
Joe Wilkins	1	-	-	-	-	-	-	-	6
Kyren Williams	1	-	-	-	-	-	-	-	6
Chris Tyree	1	-	-	-	-	-	-	-	6
Michael Mayer	1	-	-	-	-	-	-	-	6
Total	5	2-2	5-5	0	0	0	0	0	41
Opponents	5	1-2	3-3	0	1	1	0	0	38

Field Goals

Player	fg	pct.	01-19	20-29	30-39	40-49	50-99	lg	blk
Jonathan Doerer	2-2	100.0	0-0	0-0	0-0	2-2	0-0	48	0
Opponents	1-2	50.0	0-0	0-0	0-1	1-1	0-0	43	0

FG Sequence

Team Name	Notre Dame	Opponents
Florida St.	(48),(41)	(43),37

Numbers in (parentheses) indicate field goal was made

Punt Returns

Player	no.	yds	avg	td	lg
Kyren Williams	1	4	4.0	0	4
Total	1	4	4.0	0	4
Opponents	0	0	0.0	0	0

Interceptions

Player	no.	yds	avg	td	lg
Kyle Hamilton	2	0	0.0	0	0
Clarence Lewis	1	4	4.0	0	4
Total	3	4	1.3	0	4
Opponents	1	5	5.0	0	5

Kick Returns

Player	no.	yds	avg	td	lg
Total	0	0	0.0	0	0
Opponents	3	72	24.0	0	33

Fumble Returns

Player	no.	yds	avg	td	lg
Total	0	0	0.0	0	0
Opponents	0	0	0.0	0	0

Total Offense

Player	g	plays	rush	pass	total	avg/g
Jack Coan	1	44	-3	366	363	363.0
Kyren Williams	1	18	42	0	42	42.0
Chris Tyree	1	7	31	0	31	31.0
Team	1	0	-5	0	-5	-5.0
Total	1	70	65	366	431	431.0
Opponents	1	74	264	178	442	442.0

Punting

Player	no.	yds	avg	lg	tb	fc	i20	50+	blk
Jay Bramblett	6	236	39.3	50	0	5	3	1	0
Total	6	236	39.3	50	0	5	3	1	0
Opponents	4	171	42.8	53	0	3	1	1	0

Kickoffs

Player	no.	yds	avg	tb	ob	retn	net	ydln
Jonathan Doerer	7	450	64.3	4	0			
Total	7	450	64.3	4	0	3	39.7	25
Opponents	7	444	63.4	3	0	0	40	25



Field Goals

Player	fg	pct.	01-19	20-29	30-39	40-49	50-99	lg	blk
Jonathan Doerer	2-2	100.0	0-0	0-0	0-0	2-2	0-0	48	0
Opponents	1-2	50.0	0-0	0-0	0-1	1-1	0-0	43	0

Scoring

Player	td	fg	PAT				dpx	saf	pts
			kick	rush	rcv	pass			
Jonathan Doerer	-	2-2	5-5	-	-	-	-	-	11
Kevin Austin	1	-	-	-	-	-	-	-	6
Joe Wilkins	1	-	-	-	-	-	-	-	6
Kyren Williams	1	-	-	-	-	-	-	-	6
Chris Tyree	1	-	-	-	-	-	-	-	6
Michael Mayer	1	-	-	-	-	-	-	-	6
Total	5	2-2	5-5	0	0	0	0	0	41
Opponents	5	1-2	3-3	0	1	1	0	0	38

Score by Periods

Team	1st	2nd	3rd	4th	OT	TOT
Notre Dame	7	10	21	0	3	41
Opponents	7	7	6	18	0	38

Punting

Player	no.	yds	avg	lg	tb	fc	i20	50+	blk
Jay Bramblett	6	236	39.3	50	0	5	3	1	0
Total	6	236	39.3	50	0	5	3	1	0
Opponents	4	171	42.8	53	0	3	1	1	0

Punt Returns

Player	no.	yds	avg	td	lg
Kyren Williams	1	4	4.0	0	4
Total	1	4	4.0	0	4
Opponents	0	0	0.0	0	0

Kick Returns

Player	no.	yds	avg	td	lg
Total	0	0	0.0	0	0
Opponents	3	72	24.0	0	33

All Purpose

Player	g	rush	rcv	pr	kr	ir	total	avg/g
Kyren Williams	1	42	83	4	0	0	129	129.0
Michael Mayer	1	0	120	0	0	0	120	120.0
Kevin Austin	1	0	91	0	0	0	91	91.0
Chris Tyree	1	31	10	0	0	0	41	41.0
Braden Lenzy	1	0	39	0	0	0	39	39.0
Joe Wilkins	1	0	23	0	0	0	23	23.0
Clarence Lewis	1	0	0	0	0	4	4	4.0
Jack Coan	1	-3	0	0	0	0	-3	-3.0
Total	1	65	366	4	0	4	439	439.0
Opponents	1	264	178	0	72	5	519	519.0

Total Offense

Player	g	plays	rush	pass	total	avg/g
Jack Coan	1	44	-3	366	363	363.0
Kyren Williams	1	18	42	0	42	42.0
Chris Tyree	1	7	31	0	31	31.0
Total	1	70	65	366	431	431.0
Opponents	1	74	264	178	442	442.0



2021-22 Notre Dame Football
Overall Defense Statistics
All games

Page 1/1
as of Sep 06, 2021

Team Defense

##	Player	gp	Tackles				Sacks no-yds	Pass defense			Fumbles		blkd	
			ua	a	tot	tfl/yds		int-yds	brup	qbh	fr-yds	ff	kick	saf
27	JD Bertrand	1	6	5	11	
3	Houston Griffith	1	4	4	8	.	.	.	1	
7	Isaiah Foskey	1	5	3	8	2-18	2-18	
40	Drew White	1	3	4	7	
14	Kyle Hamilton	1	2	4	6	.	.	2-0	
57	Jayson Ademilola	1	2	3	5	0.5-4	0.5-4	
5	Cam Hart	1	2	3	5	1-5	
9	Justin Ademilola	1	.	5	5	0.5-4	0.5-4	
10	Isaiah Pryor	1	1	2	3	1-2	.	.	.	2	.	.	.	
28	TaRiq Bracy	1	2	1	3	
24	Jack Kiser	1	.	3	3	
46	Adam Shibley	1	1	1	2	
2	DJ Brown	1	1	.	1	1-2	
0	Braden Lenzy	1	1	.	1	
54	Jacob Lacey	1	1	.	1	
56	Howard Cross III	1	1	.	1	.	.	.	1	
6	Clarence Lewis	1	1	.	1	.	.	1-4	
95	Myron Tagovailoa-Amosa	1	.	1	1	
52	Bo Bauer	1	1	.	1	1	.	.	.	
31	Nana Osafo-Mensah	1	.	1	1	1	.	.	.	
99	Rylie Mills	1	1	.	1	1-5	1-5	
41	Kurt Hinish	1	1	.	1	1-3	1-3	
Totals		1	36	40	76	8-43	5-34	3-4	0	6	0-0	0	0 0	
Opponents		1	34	36	70	9-26	4-16	1-5	2	0	0-0	0	0 0	



2021-22 Notre Dame Football
Team Game-by-Game
All games

Page 1/1
as of Sep 06, 2021

Date	Opponent	Rushing				Receiving				Passing				Kick Returns				Punt Returns				tot off		
		no.	yds	td	lg	no.	yds	td	lg	cmp	att	int	yds	td	lg	no.	yds	td	lg	no.	yds		td	lg
09/05/2021	at Florida St.	35	65	1	12	26	366	4	55	26	35	1	366	4	55	0	0	0	0	1	4	0	4	431
Notre Dame		35	65	1	12	26	366	4	55	26	35	1	366	4	55	0	0	0	0	1	4	0	4	431
Opponents		48	264	3	89	14	178	2	60	14	26	3	178	2	60	3	72	0	33	0	0	0	0	442

Notre Dame Averages

Games	Avg/ rush	Avg/ catch	Pass effic	KR avg	PR avg	All purpose avg/game	Total offense avg/game
1	1.9	14.1	194.1	0.0	4.0	439.0	431.0

Date	Opponent	Tackles				Sacks	Fumble	Pass Defense			blkd	PAT attempts		off				
		ua	a	total	tfl-yds	no-yds	ff	fr-yds	int-yds	qbh	brup	kick	kick	rush	rcv	saf	t/o	pts
09/05/2021	at Florida St.	36	40	76	8.0-43	5-34	0	0-0	3-4	6	0	0	5-5	0	0	0	21	41
Notre Dame		36	40	76	8.0-43	5-34	0	0-0	3-4	6	0	0	5-5	0	0	0	21	41
Opponents		34	36	70	9.0-26	4-16	0	0-0	1-5	0	2	0	3-3	0	1	0	0	38

Date	Opponent	Punting										Field Goals			Kickoffs				
		no.	yds	avg	long	blkd	tb	fc	50+	i20	md-att	long	blkd	no.	yds	avg	tb	ob	
09/05/2021	at Florida St.	6	236	39.3	50	0	0	5	1	3	2-2	48	0	7	450	64.3	4	0	
Notre Dame		6	236	39.3	50	0	0	5	1	3	2-2	48	0	7	450	64.3	4	0	
Opponents		4	171	42.8	53	0	0	3	1	1	1-2	43	0	7	444	63.4	3	0	



2021-22 Notre Dame Football
Opponents Game-by-Game
All games

Date	Opponent	Rushing				Receiving				Passing				Kick Returns				Punt Returns				tot		
		no.	yds	td	lg	no.	yds	td	lg	cmp	att	int	yds	td	lg	no.	yds	td	lg	no.	yds		td	lg
09/05/2021	at Florida St.	48	264	3	89	14	178	2	60	14	26	3	178	2	60	3	72	0	33	0	0	0	0	442
Opponents		48	264	3	89	14	178	2	60	14	26	3	178	2	60	3	72	0	33	0	0	0	0	442
Notre Dame		35	65	1	12	26	366	4	55	26	35	1	366	4	55	0	0	0	0	1	4	0	4	431

Opponents Averages

Games	Avg/ rush	Avg/ catch	Pass effic	KR avg	PR avg	All purpose avg/game	Total offense avg/game
1	5.5	12.7	113.7	24.0	0.0	519.0	442.0

Date	Opponent	Tackles				Sacks	Fumble	Pass Defense			blkd	PAT attempts			off			
		ua	a	total	tfl-yds	no-yds	ff	fr-yds	int-yds	qbh	brup	kick	kick	rush	rcv	saf	t/o	pts
09/05/2021	at Florida St.	34	36	70	9.0-26	4-16	0	0-0	1-5	0	2	0	3-3	0	1	0	0	38
Opponents		34	36	70	9.0-26	4-16	0	0-0	1-5	0	2	0	3-3	0	1	0	0	38
Notre Dame		36	40	76	8.0-43	5-34	0	0-0	3-4	6	0	0	5-5	0	0	0	21	41

Date	Opponent	Punting									Field Goals			Kickoffs				
		no.	yds	avg	long	blkd	tb	fc	50+	i20	md-att	long	blkd	no.	yds	avg	tb	ob
09/05/2021	at Florida St.	4	171	42.8	53	0	0	3	1	1	1-2	43	0	7	444	63.4	3	0
Opponents		4	171	42.8	53	0	0	3	1	1	1-2	43	0	7	444	63.4	3	0
Notre Dame		6	236	39.3	50	0	0	5	1	3	2-2	48	0	7	450	64.3	4	0



2021-22 Notre Dame Football
Red-Zone Results
All games

Page 1/1
as of Sep 06, 2021

Notre Dame Inside Opponent Red-Zone

Date	Opponent	Score	Times In RZ	Times Scored	Total Pts	Total			FGs Made	Failed to score inside RZ					
						TDs	Rush TDs	Pass TDs		FGA	Down	Int	Fumb	Half	Game
09/05/2021	at Florida St.	W 41-38	2	2	14	2	1	1	0	0	0	0	0	0	0
Totals 2 of 2 (100.0%)			2	2	14	2	1	1	0	0	0	0	0	0	0

Opponents Inside Notre Dame Red-Zone

Date	Opponent	Score	Times In RZ	Times Scored	Total Pts	Total			FGs Made	Failed to score inside RZ					
						TDs	Rush TDs	Pass TDs		FGA	Down	Int	Fumb	Half	Game
09/05/2021	Florida St.	W 41-38	4	3	22	3	2	1	0	1	0	0	0	0	0
Totals 3 of 4 (75.0%)			4	3	22	3	2	1	0	1	0	0	0	0	0



2021-22 Notre Dame Football
By Quarter Statistics
All games

Page 1/1
as of Sep 06, 2021

3rd-Down Conversions

Date	Opponent	Score	Overall	1st Qtr	2nd Qtr	3rd Qtr	4th Qtr	Overtime
09/05/2021	at Florida St.	Wot1 41-38	6-17 35.3	0-4 0.0	2-5 40.0	3-3 100.0	1-4 25.0	0-1 0.0
Notre Dame			6-17 35.3	0-4 0.0	2-5 40.0	3-3 100.0	1-4 25.0	0-1 0.0
Opponents			7-16 43.8	1-3 33.3	0-3 0.0	2-4 50.0	4-5 80.0	0-1 0.0

4th-Down Conversions

Date	Opponent	Score	Overall	1st Qtr	2nd Qtr	3rd Qtr	4th Qtr	Overtime
09/05/2021	at Florida St.	Wot1 41-38	1-2 50.0	1-2 50.0	0-0 0.0	0-0 0.0	0-0 0.0	0-0 0.0
Notre Dame			1-2 50.0	1-2 50.0	0-0 0.0	0-0 0.0	0-0 0.0	0-0 0.0
Opponents			1-2 50.0	0-0 0.0	0-0 0.0	1-2 50.0	0-0 0.0	0-0 0.0

Time of Possession

Date	Opponent	Score	Overall	1st Qtr	2nd Qtr	3rd Qtr	4th Qtr	Overtime
09/05/2021	at Florida St.	Wot1 41-38	30:35	09:03	09:09	06:59	05:24	00:00
Notre Dame			Total 30:35	09:03	09:09	06:59	05:24	00:00
			Avg. 30:35	09:03	09:09	06:59	05:24	00:00
Opponents			Total 29:25	04:15	07:33	03:24	14:13	00:00
			Avg. 29:25	04:15	07:33	03:24	14:13	00:00



NOTRE DAME 20+ YARD PLAYS

YARDS	TYPE	PLAYER(S)	OPPONENT
55	Pass	Jack Coan to Kyren Williams	Florida State
41*	Pass	Jack Coan to Michael Mayer	Florida State
37*	Pass	Jack Coan to Kevin Austin Jr.	Florida State
29	Pass	Jack Coan to Kevin Austin Jr.	Florida State
25	Pass	Jack Coan to Michael Mayer	Florida State
24	Pass	Jack Coan to Braden Lenzy	Florida State
23*	Pass	Jack Coan to Joe Wilkins Jr.	Florida State
22	Pass	Jack Coan to Michael Mayer	Florida State



OPPONENT 20+ YARD PLAYS

YARDS	TYPE	PLAYER(S)	ND OPPONENT
89*	Rush	Jashaun Corbin	Florida State
60	Pass	Jordan Travis to Ja'Khi Douglas	Florida State
25	Rush	Jordan Travis	Florida State
22	Pass	McKenzie Milton to Ja'Khi Douglas	Florida State
21	Pass	Jordan Travis to Malik McClain	Florida State
20	Rush	Lawrence Toafili	Florida State

NOTRE DAME INDIVIDUAL GAME HIGHS
Notre Dame - Individual Game Highs

RUSHES	18	Kyren Williams at Florida St. (09/05/2021)
YARDS RUSHING	42	Kyren Williams at Florida St. (09/05/2021)
TD RUSHES	1	Chris Tyree at Florida St. (09/05/2021)
LONG RUSH	12	Chris Tyree at Florida St. (09/05/2021)
PASS ATTEMPTS	35	Jack Coan at Florida St. (09/05/2021)
PASS COMPLETIONS	26	Jack Coan at Florida St. (09/05/2021)
YARDS PASSING	366	Jack Coan at Florida St. (09/05/2021)
TD PASSES	4	Jack Coan at Florida St. (09/05/2021)
LONG PASS	55	Jack Coan at Florida St. (09/05/2021)
RECEPTIONS	9	Michael Mayer at Florida St. (09/05/2021)
YARDS RECEIVING	120	Michael Mayer at Florida St. (09/05/2021)
TD RECEPTIONS	1	Michael Mayer at Florida St. (09/05/2021)
	1	Kevin Austin at Florida St. (09/05/2021)
	1	Kyren Williams at Florida St. (09/05/2021)
	1	Joe Wilkins at Florida St. (09/05/2021)
LONG RECEPTION	55	Kyren Williams at Florida St. (09/05/2021)
PUNTS	6	Jay Bramblett at Florida St. (09/05/2021)
PUNTING AVG	39.3	Jay Bramblett at Florida St. (09/05/2021)
LONG PUNT	50	Jay Bramblett at Florida St. (09/05/2021)
PUNTS INSIDE 20	3	Jay Bramblett at Florida St. (09/05/2021)
LONG PUNT RETURN	4	Kyren Williams at Florida St. (09/05/2021)
LONG KICKOFF RETURN	none	
TACKLES	11	JD Bertrand at Florida St. (09/05/2021)
SACKS	2	Isalah Foskey at Florida St. (09/05/2021)
TACKLES FOR LOSS	2	Isalah Foskey at Florida St. (09/05/2021)

OPPONENT INDIVIDUAL GAME HIGHS
Opponent - Individual Game Highs

RUSHES	15	Jashaun Corbin at Florida St. (09/05/2021)
YARDS RUSHING	144	Jashaun Corbin at Florida St. (09/05/2021)
TD RUSHES	1	Jashaun Corbin at Florida St. (09/05/2021)
	1	Jordan Travis at Florida St. (09/05/2021)
	1	Treshaun Ward at Florida St. (09/05/2021)
LONG RUSH	89	Jashaun Corbin at Florida St. (09/05/2021)
PASS ATTEMPTS	19	Jordan Travis at Florida St. (09/05/2021)
PASS COMPLETIONS	9	Jordan Travis at Florida St. (09/05/2021)
YARDS PASSING	130	Jordan Travis at Florida St. (09/05/2021)
TD PASSES	2	Jordan Travis at Florida St. (09/05/2021)
LONG PASS	60	Jordan Travis at Florida St. (09/05/2021)
RECEPTIONS	4	Keyshawn Helton at Florida St. (09/05/2021)
YARDS RECEIVING	80	Ja'Khi Douglas at Florida St. (09/05/2021)
TD RECEPTIONS	1	Ja'Khi Douglas at Florida St. (09/05/2021)
	1	Andrew Parchment at Florida St. (09/05/2021)
LONG RECEPTION	60	Ja'Khi Douglas at Florida St. (09/05/2021)
FIELD GOALS	1	Ryan Fitzgerald at Florida St. (09/05/2021)
LONG FIELD GOALS	43	Ryan Fitzgerald at Florida St. (09/05/2021)
PUNTS	4	Alex Mastromanno at Florida St. (09/05/2021)
PUNTING AVG	42.8	Alex Mastromanno at Florida St. (09/05/2021)
LONG PUNT	53	Alex Mastromanno at Florida St. (09/05/2021)
PUNTS INSIDE 20	1	Alex Mastromanno at Florida St. (09/05/2021)
LONG PUNT RETURN	none	
LONG KICKOFF RETURN	33	Corey Wren at Florida St. (09/05/2021)
TACKLES	8	Kalen DeLoach at Florida St. (09/05/2021)
SACKS	1.5	Jermaine Johnson at Florida St. (09/05/2021)
TACKLES FOR LOSS	2.5	Jermaine Johnson at Florida St. (09/05/2021)
INTERCEPTIONS	1	Travis Jay at Florida St. (09/05/2021)

NOTRE DAME TEAM GAME HIGHS
Notre Dame - Game Highs

RUSHES	35	at Florida St. (09/05/2021)
YARDS RUSHING	65	at Florida St. (09/05/2021)
YARDS PER RUSH	1.9	at Florida St. (09/05/2021)
TD RUSHES	1	at Florida St. (09/05/2021)
PASS ATTEMPTS	35	at Florida St. (09/05/2021)
PASS COMPLETIONS	26	at Florida St. (09/05/2021)
YARDS PASSING	366	at Florida St. (09/05/2021)
YARDS PER PASS	10.5	at Florida St. (09/05/2021)
TD PASSES	4	at Florida St. (09/05/2021)
TOTAL PLAYS	70	at Florida St. (09/05/2021)
TOTAL OFFENSE	431	at Florida St. (09/05/2021)
YARDS PER PLAY	6.2	at Florida St. (09/05/2021)
POINTS	41	at Florida St. (09/05/2021)
SACKS BY	5	at Florida St. (09/05/2021)
FIRST DOWNS	17	at Florida St. (09/05/2021)
PENALTIES	5	at Florida St. (09/05/2021)
PENALTY YARDS	38	at Florida St. (09/05/2021)
TURNOVERS	1	at Florida St. (09/05/2021)
PUNTS	6	at Florida St. (09/05/2021)
PUNTING AVG	39.3	at Florida St. (09/05/2021)
LONG PUNT	50	at Florida St. (09/05/2021)
PUNTS INSIDE 20	3	at Florida St. (09/05/2021)
LONG PUNT RETURN	4	at Florida St. (09/05/2021)

OPPONENT TEAM GAME HIGHS
Opponent - Game Highs

RUSHES	48	at Florida St. (09/05/2021)
YARDS RUSHING	264	at Florida St. (09/05/2021)
YARDS PER RUSH	5.5	at Florida St. (09/05/2021)
TD RUSHES	3	at Florida St. (09/05/2021)
PASS ATTEMPTS	26	at Florida St. (09/05/2021)
PASS COMPLETIONS	14	at Florida St. (09/05/2021)
YARDS PASSING	178	at Florida St. (09/05/2021)
YARDS PER PASS	6.8	at Florida St. (09/05/2021)
TD PASSES	2	at Florida St. (09/05/2021)
TOTAL PLAYS	74	at Florida St. (09/05/2021)
TOTAL OFFENSE	442	at Florida St. (09/05/2021)
YARDS PER PLAY	6.0	at Florida St. (09/05/2021)
POINTS	38	at Florida St. (09/05/2021)
SACKS BY	4	at Florida St. (09/05/2021)
FIRST DOWNS	19	at Florida St. (09/05/2021)
PENALTIES	9	at Florida St. (09/05/2021)
PENALTY YARDS	54	at Florida St. (09/05/2021)
TURNOVERS	3	at Florida St. (09/05/2021)
PUNTS	4	at Florida St. (09/05/2021)
PUNTING AVG	42.8	at Florida St. (09/05/2021)
LONG PUNT	53	at Florida St. (09/05/2021)
PUNTS INSIDE 20	1	at Florida St. (09/05/2021)
LONG PUNT RETURN	0	at Florida St. (09/05/2021)



57 JAYSON ADEMILOLA

DL • 6-3, 280 lbs • Senior/Senior
Jackson, NJ (St. Peter's Prep)

ADEMILOLA'S CAREER HIGHS

Tackles: 5, at Duke (2019)
Tackles-for-Loss: 1.0 (3x), MR vs. Navy (2019)
Sacks: 0.5 (3x), MR at Florida State (2021)
Forced Fumbles: N/A
Fumble Recoveries: N/A

ADEMILOLA'S CAREER STATISTICS

TACKLES	g	ua	a	total	tfl	pd	ff	fr	blk	qbh
2018	12	11	8	19	1.5-5	0	0	0	0	1
2019	11	9	16	25	4.0-12	1	0	0	0	2
2020	8	4	7	11	1.5-12	0	0	0	0	4
2021	1	2	3	5	0.0-4	1	0	0	0	1
TOTAL	32	26	34	60	7.0-33	2	0	0	0	8

SACKS	g	ua	a	total	yards
2018	12	0	1	0.5	3
2019	11	0	0	0.0	0
2020	8	0	1	0.5	4
2021	1	0	0	0.0	0
TOTAL	32	0	2	1.0	7



9 JUSTIN ADEMILOLA

DL • 6-1 3/4, 255 lbs • Senior/Junior
Jackson, NJ (St. Peter's Prep)

ADEMILOLA'S CAREER HIGHS

Tackles: 5, at Florida State (2021)
Tackles-for-Loss: 1.5, at North Carolina (2020)
Sacks: 1.0, at North Carolina (2020)
Forced Fumbles: N/A
Fumble Recoveries: N/A

ADEMILOLA'S CAREER STATISTICS

TACKLES	g	ua	a	total	tfl	pd	ff	fr	blk	qbh
2018	4	6	3	9	0.0-0	0	0	0	0	0
2019	8	6	3	9	1.0-2	0	0	0	0	0
2020	12	10	7	17	2.5-5	1	0	0	0	0
2021	1	0	4	4	0.0-0	0	0	0	0	0
TOTAL	25	22	17	39	3.5-7	1	0	0	0	0

SACKS	g	ua	a	total	yards
2018	4	0	0	0.0	0
2019	8	0	0	0.0	0
2020	12	1	0	1.0	2
2021	1	0	0	0.0	0
TOTAL	25	1	0	1.0	2



4 KEVIN AUSTIN JR.

WR • 6-2, 215 lbs • Senior/Junior
Ft. Lauderdale, FL (North Broward Prep)


AUSTIN JR.'S CAREER HIGHS

Receptions: 4, at Florida State (2021)
Receiving Yards: 91, at Florida State (2021)
Longest Reception: 38, at Navy (2018)
Receiving TDs: 1, at Florida State (2021)

AUSTIN JR.'S CAREER STATISTICS

RECEIVING	g	rec	yards	td	long	rec/g	avg/c	avg/g
2018	11	5	90	0	38	0.5	18.0	8.2
2020	2	1	18	0	18	0.5	18.0	9.0
2021	1	4	91	1	37	4.0	22.8	91.0
TOTAL	14	10	199	1	38	0.7	19.9	14.2

SCORING	g	td	rush	rcv	ret	pat	2pat	fg	total	avg/g
2018	11	0	0	0	0	0	0	0	0	0.0
2020	2	0	0	0	0	0	0	0	0	0.0
2021	1	1	0	1	0	0	0	0	6	6.0



52 BO BAUER

LB • 6-2 3/4, 233 lbs • Senior/Senior
Harborcreek, PA (Cathedral Prep)

BAUER'S CAREER HIGHS


Tackles: 6 (2x), MR vs. Syracuse (2020)
Tackles-for-Loss: 2.0 (2x), vs. Syracuse (2020)
Sacks: 1.0, vs. Florida State (2020)
Forced Fumbles: N/A
Fumble Recoveries: N/A
Interceptions: 1, at Pitt (2020)
INT Return Yards: 16, at Pitt (2020)

BAUER'S CAREER STATISTICS

INTERCEPTIONS	g	no.	yards	td	long	avg/r	avg/g
2018	13	0	0	0	0	0.0	0.0
2019	13	0	0	0	0	0.0	0.0
2020	12	1	16	0	16	16.0	1.3
2021	1	0	0	0	0	0.0	0.0
TOTAL	39	1	16	0	16	16.0	0.4

TACKLES	g	ua	a	total	tfl	pd	ff	fr	blk	qbh
2018	13	7	3	10	0.0-0	0	0	0	0	0
2019	13	18	10	28	2.0-4	0	0	0	1	0
2020	12	17	9	26	4.5-17	2	0	0	0	3
2021	1	1	0	1	0.0-0	0	0	0	0	1
TOTAL	39	43	22	65	6.5-21	2	0	0	1	4

SACKS	g	ua	a	total	yards
2018	13	0	0	0.0	0
2019	13	0	0	0.0	0
2020	12	1	0	1.0	7
2021	1	0	0	0.0	0
TOTAL	39	1	0	1.0	7


**84 KEVIN
BAUMAN**

TE • 6-4 1/2, 242 lbs • Sophomore/Freshman
Red Bank, NJ (Red Bank Catholic)

BAUMAN'S CAREER HIGHS

Receptions: 1, vs. South Florida (2020)
Receiving Yards: 5, vs. South Florida (2020)
Longest Reception: 5, vs. South Florida (2020)
Receiving TDs: N/A

BAUMAN'S CAREER STATISTICS

RECEIVING	g	rec	yards	td	long	rec/g	avg/c	avg/g
2020	4	1	5	0	5	0.2	5.0	1.2
2021	1	0	0	0	0	0.0	0.0	0.0
TOTAL	5	1	5	0	5	0.2	5.0	1.0


**27 JD
BERTRAND**

LB • 6-1, 230 lbs • Junior/Sophomore
Alpharetta, GA (Blessed Trinity)

BERTRAND'S CAREER HIGHS

Tackles: 11, at Florida State (2021)
Tackles-for-Loss: N/A
Sacks: N/A
Forced Fumbles: N/A
Fumble Recoveries: N/A

BERTRAND'S CAREER STATISTICS

TACKLES	g	ua	a	total	tfl	pd	ff	fr	blk	qbh
2019	2	0	0	0	0.0-0	0	0	0	0	0
2020	11	5	2	7	0.0-0	0	0	0	0	0
2021	1	6	6	12	0.0-4	0	0	0	0	1
TOTAL	14	11	8	19	0.0-4	0	0	0	0	1


**17 JORDAN
BOTELHO**

DL • 6-2 1/2, 245 lbs • Sophomore/Sophomore
Honolulu, HI (Saint Louis)

BOTELHO'S CAREER HIGHS

Tackles: 1 (3x), MR vs. Clemson (2020)
Tackles-for-Loss: N/A
Sacks: N/A
Forced Fumbles: N/A
Fumble Recoveries: N/A

BOTELHO'S CAREER STATISTICS

PUNT RETURNS	g	no.	yards	td	long	avg/r	avg/g
2020	11	0	1	1	1	0.0	0.1
TOTAL	11	0	1	1	1	0.0	0.1

TACKLES	g	ua	a	total	tfl	pd	ff	fr	blk	qbh
2020	11	2	2	4	0.0-0	0	0	0	0	0
TOTAL	11	2	2	4	0.0-0	0	0	0	0	0


**28 TARIQ
BRACY**

CB • 5-10 1/8, 177 lbs • Senior/Senior
Milpitas, CA (Milpitas)

BRACY'S CAREER HIGHS

Tackles: 8, vs. Florida State (2020)
Forced Fumbles: 1 (2x), MR vs. Bowling Green (2019)
Fumble Recoveries: 1 (2x), MR at Duke (2019)
Interceptions: N/A
INT Return Yards: N/A
Pass Breakups: 2 (3x), MR vs. Duke (2020)

BRACY'S CAREER STATISTICS

TACKLES	g	ua	a	total	tfl	pd	ff	fr	blk	qbh
2018	12	14	4	18	0.0-0	0	1	0	0	0
2019	12	25	9	34	0.0-0	7	1	2	0	0
2020	8	22	2	24	2.0-7	3	0	0	0	0
2021	1	2	1	3	0.0-0	0	0	0	0	0
TOTAL	33	63	16	79	2.0-7	10	2	2	0	0


**19 JAY
BRAMBLETT**

P • 6-1 1/2, 197 lbs • Junior/Junior
Tuscaloosa, AL (Hillcrest)

BRAMBLETT'S CAREER HIGHS

Punts: 10, at Michigan (2019)
Punt Yards: 423, at Michigan (2019)
Long Punt: 61, at Michigan (2019)
Rushes: 1 (2x), MR vs. Louisville (2020)
Rushing Yards: 14, vs. Duke (2020)

BRAMBLETT'S CAREER STATISTICS

ALL PURPOSE	g	rush	rcv	pr	kr	ir	total	avg/g
2019	13	0	0	0	0	0	0	0.0
2020	12	21	0	0	0	0	21	1.8
2021	1	0	0	0	0	0	0	0.0
TOTAL	26	21	0	0	0	0	21	0.8

PUNTING	g	no.	yards	long	avg
2019	13	63	2485	61	39.4
2020	12	43	1839	59	42.8
2021	1	6	236	50	39.3
TOTAL	26	112	4560	61	40.7

TACKLES	g	ua	a	total	tfl	pd	ff	fr	blk	qbh
2019	13	0	0	0	0.0-0	0	0	0	0	0
2020	12	1	0	1	0.0-0	0	0	0	0	0
2021	1	0	0	0	0.0-0	0	0	0	0	0
TOTAL	26	1	0	1	0.0-0	0	0	0	0	0


12 DJ BROWN
S • 6-0 3/8, 200 lbs • Senior/Junior
 Annapolis, MD (St. John's College)

BROWN'S CAREER HIGHS

Tackles: 3, vs. New Mexico (2019)
Tackles-for-Loss: 1, at Florida State (2021)
Forced Fumbles: N/A
Fumble Recoveries: N/A
Interceptions: N/A
INT Return Yards: N/A
Pass Breakups: 1 (2x), MR vs. Florida State (2020)

BROWN'S CAREER STATISTICS

TACKLES	g	ua	a	total	tfl	pd	ff	fr	blk	qbh
2018	1	0	0	0	0.0-0	0	0	0	0	0
2019	9	3	4	7	0.0-0	0	0	0	0	0
2020	12	7	1	8	0.0-0	2	0	0	0	1
2021	1	1	0	1	0.0-2	0	0	0	0	0
TOTAL	23	11	5	16	0.0-2	2	0	0	0	1



17 JACK COAN
QB • 6-3 1/4, 223 lbs • Graduate Student/Senior
 Sayville, NY (Sayville/Wisconsin)

COAN'S CAREER HIGHS

Completions: 26 (2x), MR at Florida State (2021)
Attempts: 35 (2x), MR at Florida State (2021)
Passing Yards: 366, at Florida State (2021)
Longest Pass: 70, at Minnesota (2019)
Passing TDs: 4, at Florida State (2021)
Rushes: 9 (2x), MR at Florida State (2021)
Rushing Yards: 27, vs. Ohio State (2019)
Longest Rush: 25, vs. Michigan (2019)
Rushing TDs: 2 (2x), MR vs. Ohio State (2019)

PASSING	g	cmp-att-int	yards	td	long	pct	avg/p	avg/g	effic
2021	1	26-35-1	366	4	55	74.3	10.5	366.0	194.1
TOTAL	1	26-35-1	366	4	55	74.3	10.5	366.0	194.1

TOTAL OFFENSE	g	rush	pass	total	avg/g
2021	1	-3	366	363	363.0
TOTAL	1	-3	366	363	363.0



56 HOWARD CROSS III
DL • 6-0 7/8, 275 lbs • Junior/Junior
 Paramus, NJ (Saint Joseph Regional)

CROSS III'S CAREER HIGHS

Tackles: 3, vs. Syracuse (2020)
Tackles-for-Loss: N/A
Sacks: N/A
Forced Fumbles: N/A
Fumble Recoveries: N/A

CROSS III'S CAREER STATISTICS

TACKLES	g	ua	a	total	tfl	pd	ff	fr	blk	qbh
2020	12	8	5	13	0.0-0	0	0	0	0	1
2021	1	1	0	1	0.0-0	0	0	0	0	1
TOTAL	13	9	5	14	0.0-0	0	0	0	0	2


3 AVERY DAVIS
WR • 5-11, 202 lbs • Graduate Student/Senior
 Cedar Hill, TX (Cedar Hill)

DAVIS' CAREER HIGHS

Receptions: 4 (2x), MR vs. Clemson (2020)
Receiving Yards: 78, vs. Clemson (2020)
Long Reception: 59, vs. New Mexico (2019)
Receiving TDs: 1 (4x), MR vs. Clemson (2020)
Rushes: 9, at Wake Forest (2018)
Rushing Yards: 43, at Wake Forest (2018)
Longest Rush: 12, at Wake Forest (2018)
Rushing TDs: N/A

DAVIS' CAREER STATISTICS

RUSHING	g	att	yards	td	long	avg/c	avg/g
2017	0	0	0	0	0	0.0	0.0
2018	9	22	70	0	12	3.2	7.8
2019	11	6	10	0	7	1.7	0.9
2020	12	3	57	0	29	19.0	4.8
2021	0	0	0	0	0	0.0	0.0
TOTAL	32	31	137	0	29	4.4	4.3

TOTAL OFFENSE	g	rush	pass	total	avg/g
2017	0	0	0	0	0.0
2018	9	70	0	70	7.8
2019	11	10	0	10	0.9
2020	12	57	0	57	4.8
2021	0	0	0	0	0.0
TOTAL	32	137	0	137	4.3

RECEIVING	g	rec	yards	td	long	rec/g	avg/c	avg/g
2017	0	0	0	0	0	0.0	0.0	0.0
2018	9	5	30	0	9	0.6	6.0	3.3
2019	11	10	124	2	59	0.9	12.4	11.3
2020	12	24	322	2	53	2.0	13.4	26.8
2021	0	0	0	0	0	0.0	0.0	0.0
TOTAL	32	39	476	4	59	1.2	12.2	14.9



39 JONATHAN DOERER

K/P • 6-3, 197 lbs • Graduate Student/Senior
Charlotte, NCL (South Mecklenburg)

DOERER'S CAREER HIGHS

Made Field Goals: 4 (3x), MR vs. Clemson (2020)
Field Goal Attempts: 5, vs. Clemson (2020)
Longest FG Made: 52, vs. Southern Cal (2019)
PAT Made: 7 (2x), MR vs. Navy (2019)
PAT Attempts: 7 (2x), MR vs. Navy (2019)
Points: 17, vs. Clemson (2020)

DOERER'S CAREER STATISTICS

SCORING	g	td	rush	rcv	ret	pat	2pat	fg	total	avg/g
2017	7	0	0	0	0	0	0	0	0	0.0
2018	10	0	0	0	0	5	0	1	8	0.8
2019	13	0	0	0	0	57	0	17	108	8.3
2020	12	0	0	0	0	48	0	15	93	7.8
2021	1	0	0	0	0	5	0	2	11	11.0
TOTAL	43	0	0	0	0	115	0	35	220	5.1

FIELD GOALS	g	made	att	long	pct
2017	7	0	0	0	0.0
2018	10	1	1	30	100.0
2019	13	17	20	52	85.0
2020	12	15	23	51	65.2
2021	1	2	2	0	100.0
TOTAL	43	35	46	52	76.1



20 C'BO FLEMISTER

RB • 5-11 1/4, 201 lbs • Senior/Junior
Williamson, GA (Pike County)

FLEMISTER'S CAREER HIGHS

Rushes: 15, at Georgia Tech (2020)
Rushing Yards: 127, vs. USF (2020)
Longest Rush: 31, vs. USF (2020)
Rushing TDs: 2, at Boston College (2020)
Receptions: 1 (3x), MR at Boston College (2020)
Receiving Yards: 27, at Boston College (2020)
Long Reception: 27, at Boston College (2020)
Receiving TDs: N/A

FLEMISTER'S CAREER STATISTICS

RUSHING	g	att	yards	td	long	avg/c	avg/g
2018	2	1	0	0	0	0.0	0.0
2019	9	48	162	5	14	3.4	18.0
2020	9	58	299	5	31	5.2	33.2
TOTAL	20	107	461	10	31	4.3	23.0

TOTAL OFFENSE	g	rush	pass	total	avg/g
2018	2	0	0	0	0.0
2019	9	162	0	162	18.0
2020	9	299	0	299	33.2
TOTAL	20	461	0	461	23.0

RECEIVING	g	rec	yards	td	long	rec/g	avg/c	avg/g
2018	2	0	0	0	0	0.0	0.0	0.0
2019	9	1	13	0	13	0.1	13.0	1.4
2020	9	2	36	0	27	0.2	18.0	4.0
TOTAL	20	3	49	0	27	0.2	16.3	2.5



7 ISAIAH FOSKEY

DL • 6-5, 260 lbs • Junior/Sophomore
Antioch, CA (De La Salle)

FOSKEY'S CAREER HIGHS

Tackles: 8, at Florida State (2021)
Tackles-for-Loss: 2, at Florida State (2021)
Sacks: 2.0 at Florida State (2021)
Forced Fumbles: N/A
Fumble Recoveries: N/A

FOSKEY'S CAREER STATISTICS

PUNT RETURNS	g	no.	yards	td	long	avg/r	avg/g
2019	4	1	23	0	0	23.0	5.8
2020	12	1	31	1	0	31.0	2.6
2021	1	0	0	0	0	0.0	0.0
TOTAL	17	2	54	1	0	27.0	3.2

ALL PURPOSE	g	rush	rcv	pr	kr	ir	total	avg/g
2019	4	0	0	23	0	0	23	5.8
2020	12	0	0	31	0	0	31	2.6
2021	1	0	0	0	0	0	0	0.0
TOTAL	17	0	0	54	0	0	54	3.2

TACKLES	g	ua	a	total	tfl	pd	ff	fr	blk	qbh
2019	4	1	4	5	0.0-0	0	0	0	1	1
2020	12	12	8	20	5.0-34	1	0	0	1	5
2021	1	5	3	8	0.0-18	0	0	0	0	0
TOTAL	17	18	15	33	5.0-52	1	0	0	2	6

SACKS	g	ua	a	total	yards
2019	4	0	0	0.0	0
2020	12	4	1	4.5	33
2021	1	0	0	0.0	0
TOTAL	17	4	1	4.5	33



3 HOUSTON GRIFFITH

S • 6-0 1/4, 202 lbs • Senior/Senior
Chicago, IL (IMG Academy (FL))

GRIFFITH'S CAREER HIGHS

Tackles: 8, at Florida State (2021)
Tackles-for-Loss: 1.0, vs. USF (2020)
Forced Fumbles: N/A
Fumble Recoveries: N/A
Interceptions: N/A
INT Return Yards: N/A
Pass Breakups: 1, (3x), MR at Duke (2019)
Quarterback Hurries: 1, vs. Syracuse (2018)

GRIFFITH'S CAREER STATISTICS

TACKLES	g	ua	a	total	tfl	pd	ff	fr	blk	qbh
2018	11	10	4	14	0.0-0	2	0	0	0	1
2019	13	3	2	5	0.0-0	1	0	0	0	0
2020	12	13	1	14	1.0-4	0	0	0	0	0
2021	1	4	4	8	0.0-0	0	0	0	0	1
TOTAL	37	30	11	41	1.0-4	3	0	0	0	2



14 KYLE HAMILTON

S • 6-4, 220 lbs • Junior/Junior
Atlanta, GA (Marist School)

HAMILTON'S CAREER HIGHS

Tackles: 10, vs. Clemson (ACCCG) (2020)
Tackles-for-Loss: 2.0, at Georgia Tech (2020)
Forced Fumbles: N/A
Fumble Recoveries: N/A
Interceptions: 2, at Florida State (2021)
INT Return Yards: 34, vs New Mexico (2019)
Pass Breakups: 2, at Louisville (2019)
Quarterback Hurries: 1 (2x), MR vs. Florida State (2020)

HAMILTON'S CAREER STATISTICS

INTERCEPTIONS	g	no.	yards	td	long	avg/r	avg/g
2019	13	4	66	1	34	16.5	5.1
2020	11	1	14	0	14	14.0	1.3
2021	1	2	0	0	0	0.0	0.0
TOTAL	25	7	80	1	34	11.4	3.2

ALL PURPOSE	g	rush	rcv	pr	kr	ir	total	avg/g
2019	13	0	0	0	0	66	66	5.1
2020	11	0	0	0	0	14	14	1.3
2021	1	0	0	0	0	0	0	0.0
TOTAL	25	0	0	0	0	80	80	3.2

TACKLES	g	ua	a	total	tfl	pd	ff	fr	blk	qbh
2019	13	27	14	41	1.0-1	10	0	0	0	0
2020	11	51	12	63	4.5-16	7	0	0	0	2
2021	1	2	4	6	0.0-0	2	0	0	0	0
TOTAL	25	80	30	110	5.5-17	19	0	0	0	2



5 CAM HART


CB • 6-2 1/2, 205 lbs • Junior/Sophomore
Baltimore, MD (Good Counsel)

HART'S CAREER HIGHS

Tackles: 5, at Florida State (2021)
Tackles-for-Loss: 1.0, at Florida State (2021)
Forced Fumbles: N/A
Fumble Recoveries: N/A
Interceptions: N/A
INT Return Yards: N/A
Pass Breakups: 2, vs. USF (2020)

HART'S CAREER STATISTICS

TACKLES	g	ua	a	total	tfl	pd	ff	fr	blk	qbh
2019	3	0	0	0	0.0-0	0	0	0	0	0
2020	9	2	1	3	0.0-0	2	0	0	0	0
2021	1	2	3	5	0.0-5	0	0	0	0	0
TOTAL	13	4	4	8	0.0-5	2	0	0	0	0



41 KURT HINISH

DL • 6-1 3/4, 300 lbs • Graduate Student/*Senior
Pittsburgh, PA (Central Catholic)


HINISH'S CAREER HIGHS

Tackles: 3 (6x), MR vs. North Carolina (2020)
Tackles-for-Loss: 2.0 (2x), MR at Boston College (2020)
Sacks: 1.5, vs. Syracuse (2018)
Forced Fumbles: 1, vs. Southern Cal (2019)
Fumble Recoveries: N/A

HINISH'S CAREER STATISTICS

TACKLES	g	ua	a	total	tfl	pd	ff	fr	blk	qbh
2017	12	1	7	8	0.5-1	0	0	0	0	1
2018	13	6	7	13	2.0-14	0	0	0	0	0
2019	13	7	8	15	4.5-12	0	1	0	0	1
2020	12	13	6	19	7.5-22	0	0	0	0	1
2021	1	1	0	1	0.0-3	0	0	0	0	0
TOTAL	51	28	28	56	14.5-52	0	1	0	0	3

SACKS	g	ua	a	total	yards
2017	12	0	0	0.0	0
2018	13	1	1	1.5	12
2019	13	1	2	2.0	9
2020	12	2	0	2.0	6
2021	1	0	0	0.0	0
TOTAL	51	4	3	5.5	27



24 JACK KISER

LB • 6-1 5/8, 222 lbs • Junior/Sophomore
Royal Center, IN (Pioneer)

KISER'S CAREER HIGHS


Tackles: 8, vs. USF (2020)
Tackles-for-Loss: 2.0, vs. USF (2020)
Sacks: N/A
Forced Fumbles: N/A
Fumble Recoveries: N/A
Interceptions: 1, at Boston College (2020)
INT Return Yards: 2, at Boston College (2020)

KISER'S CAREER S

INTERCEPTIONS	g	no.	yards	td	long	avg/r	avg/g
2019	4	0	0	0	0	0.0	0.0
2020	11	1	2	0	2	2.0	0.2
2021	1	0	0	0	0	0.0	0.0
TOTAL	16	1	2	0	2	2.0	0.1

ALL PURPOSE	g	rush	rcv	pr	kr	ir	total	avg/g
2019	4	0	0	0	0	0	0	0.0
2020	11	0	0	0	0	2	2	0.2
2021	1	0	0	0	0	0	0	0.0
TOTAL	16	0	0	0	0	2	2	0.1

TACKLES	g	ua	a	total	tfl	pd	ff	fr	blk	qbh
2019	4	0	0	0	0.0-0	0	0	0	0	0
2020	11	16	4	20	3.0-5	1	0	0	0	1
2021	1	0	3	3	0.0-0	0	0	0	0	0
TOTAL	16	16	7	23	3.0-5	1	0	0	0	1



54 JACOB LACEY

DL • 6-1 5/8, 275 lbs • Junior/Junior
Bowling Green, KY (South Warren)

LACEY'S CAREER HIGHS

Tackles: 4, vs. Navy (2019)
Tackles-for-Loss: 1.5, vs. Virginia (2019)
Sacks: 0.5, vs. Virginia (2019)
Forced Fumbles: N/A
Fumble Recoveries: N/A

LACEY'S CAREER STATISTICS

TACKLES	g	ua	a	total	tfl	pd	ff	fr	blk	qbh
2019	11	7	7	14	1.5-3	0	0	0	0	1
2020	11	1	3	4	1.0-2	1	0	0	0	0
2021	1	1	0	1	0.0-0	0	0	0	0	0
TOTAL	23	9	10	19	2.5-5	1	0	0	0	1

SACKS	g	ua	a	total	yards
2019	11	0	1	0.5	2
2020	11	0	0	0.0	0
2021	1	0	0	0.0	0
TOTAL	23	0	1	0.5	2



0 BRADEN LENZY

WR • 5-11 3/8, 182 lbs • Senior/Junior
Tigard, OR (Tigard Senior)

LENZY'S CAREER HIGHS

Receptions: 3 (2x), MR vs. Florida State (2020)
Receiving Yards: 87, vs. Navy (2019)
Long Reception: 70, vs. Navy (2019)
Receiving TDs: 2 (2x), MR vs. Navy (2019)
Rushes: 4, at Stanford (2019)
Rushing Yards: 61, vs. Boston College (2019)
Long Rush: 61, vs. Boston College (2019)
Rushing TDs: 1 (2x), MR vs. Boston College (2019)

LENZY'S CAREER STATISTICS

RUSHING	g	att	yards	td	long	avg/c	avg/g
2018	0	0	0	0	0	0.0	0.0
2019	9	13	200	2	61	15.4	22.2
2020	7	3	8	0	3	2.7	1.1
2021	1	0	0	0	0	0.0	0.0
TOTAL	17	16	208	2	61	13.0	12.2

TOTAL OFFENSE	g	rush	pass	total	avg/g
2018	0	0	0	0	0.0
2019	9	200	0	200	22.2
2020	7	8	0	8	1.1
2021	1	0	0	0	0.0
TOTAL	17	208	0	208	12.2

RECEIVING	g	rec	yards	td	long	rec/g	avg/c	avg/g
2018	0	0	0	0	0	0.0	0.0	0.0
2019	9	11	254	2	70	1.2	23.1	28.2
2020	7	7	63	1	22	1.0	9.0	9.0
2021	1	2	39	0	24	2.0	19.5	39.0
TOTAL	17	20	356	3	70	1.2	17.8	20.9



6 CLARENCE LEWIS

CB • 5-11 1/2, 198 lbs • Sophomore/Sophomore
Edison, NJ (Mater Dei)

LEWIS' CAREER HIGHS

Tackles: 12, vs. Syracuse (2020)
Tackles-for-Loss: 1.0, vs. USF (2020)
Forced Fumbles: 1, vs. Syracuse (2020)
Fumble Recoveries: N/A
Interceptions: 1, at Florida State (2021)
INT Return Yards: 4, at Florida State (2021)
Pass Breakups: 3, vs. USF (2020)

LEWIS' CAREER STATISTICS

INTERCEPTIONS	g	no.	yards	td	long	avg/r	avg/g
2020	12	0	0	0	0	0.0	0.0
2021	1	1	4	0	4	4.0	4.0
TOTAL	13	1	4	0	4	4.0	0.3

ALL PURPOSE	g	rush	rcv	pr	kr	ir	total	avg/g
2020	12	0	0	0	0	0	0	0.0
2021	1	0	0	0	0	4	4	4.0
TOTAL	13	0	0	0	0	4	4	0.3

TACKLES	g	ua	a	total	tfl	pd	ff	fr	blk	qbh
2020	12	29	4	33	1.0-3	7	1	0	0	0
2021	1	1	0	1	0.0-0	1	0	0	0	0
TOTAL	13	30	4	34	1.0-3	8	1	0	0	0



GAMARIST LIUFAU

LB • 6-2 1/4, 229 lbs • Junior/Sophomore
Kalihi, HI (Punahou)

LIUFAU'S CAREER HIGHS

Tackles: 6, vs. Clemson (ACCCG) (2020)
Tackles-for-Loss: 0.5, at North Carolina (2020)
Sacks: 0.5, at North Carolina (2020)
Forced Fumbles: N/A
Fumble Recoveries: 1, vs. Syracuse (2020)

LIUFAU'S CAREER STATISTICS

TACKLES	g	ua	a	total	tfl	pd	ff	fr	blk	qbh
2019	4	0	0	0	0.0-0	0	0	0	0	0
2020	10	10	12	22	1.5-2	0	0	1	0	1
TOTAL	14	10	12	22	1.5-2	0	0	1	0	1

SACKS	g	ua	a	total	yards
2019	4	0	0	0.0	0
2020	10	0	1	0.5	1
TOTAL	14	0	1	0.5	1




**87 MICHAEL
MAYER**
TE • 6-4 1/2, 251 lbs • Sophomore/Sophomore
Independence, KY (Covington Catholic)

MAYER'S CAREER HIGHS

Receptions: 7, vs. Alabama (2021)
Receiving Yards: 73, at Pitt (2020)
Long Reception: 29, vs. Clemson (2020)
Receiving TDs: 1 (2x), MR at Pitt (2020)
Rushes: N/A
Rushing Yards: N/A
Long Rush: N/A
Rushing TDs: N/A

MAYER'S CAREER STATISTICS

RECEIVING	g	rec	yards	td	long	rec/g	avg/c	avg/g
2020	12	42	450	2	29	3.5	10.7	37.5
2021	1	9	120	1	41	9.0	13.3	120.0
TOTAL	13	51	570	3	41	3.9	11.2	43.8



**99 RYLIE
MILLS**
DL • 6-5 1/8, 283 lbs • Sophomore/Sophomore
Lake Bluff, IL (Lake Forest)

MILLS' CAREER HIGHS

Tackles: 2 (2x), MR at North Carolina (2020)
Tackles-for-Loss: 1.0 (2x), MR at Florida State (2021)
Sacks: 1.0, at Florida State (2021)
Forced Fumbles: N/A
Fumble Recoveries: N/A

MILLS' CAREER STATISTICS

TACKLES	g	ua	a	total	tfl	pd	ff	fr	blk	qbh
2020	9	2	5	7	2.0-8	0	0	0	0	0
2021	1	1	0	1	0.0-5	0	0	0	0	0
TOTAL	10	3	5	8	2.0-13	0	0	0	0	0

SACKS	g	ua	a	total	yards
2020	9	0	1	0.5	4
2021	1	0	0	0.0	0
TOTAL	10	0	1	0.5	4



**10 ISAIAH
PRYOR**
LB • 6-1 1/2, 217 lbs • Graduate Student/Senior
Lawrenceville, GA (Archer/Ohio State)

PRYOR'S CAREER HIGHS

Tackles: 6, at Purdue (2018)
Tackles-for-Loss: 1.0, at Pitt (2020)
Sacks: 1.0, (4x), MR at Florida State (2021)
Forced Fumbles: 1, at Pitt (2020)
Fumble Recoveries: N/A
Interceptions: 1, at Florida State (2021)
INT Return Yards: N/A
Pass Breakups: N/A

PRYOR'S CAREER STATISTICS

TACKLES	g	ua	a	total	tfl	pd	ff	fr	blk	qbh
2020	12	8	0	8	1.0-7	0	1	0	0	1
2021	1	1	2	3	0.0-2	0	0	0	0	2
TOTAL	13	9	2	11	1.0-9	0	1	0	0	3

SACKS	g	ua	a	total	yards
2020	12	1	0	1.0	7
2021	1	0	0	0.0	0
TOTAL	13	1	0	1.0	7



**10 DREW
PYNE**
QB • 5-11 1/2, 200 lbs • Sophomore/Freshman
New Canaan, CT (New Canaan)


PYNE'S CAREER HIGHS

Completions: 1 (2x), MR vs. Alabama (2021)
Attempts: 2, vs. USF (2020)
Passing Yards: 7, vs. Alabama (2021)
Longest Pass: 7, vs. Alabama (2021)
Passing TDs: N/A
Rushes: 1, vs. South Florida (2020)
Rushing Yards: 4, vs. USF (2020)
Longest Rush: 4, vs. USF (2020)
Rushing TDs: N/A

PYNE'S CAREER STATISTICS

RUSHING	g	att	yards	td	long	avg/c	avg/g
2020	4	1	4	0	4	4.0	1.0
TOTAL	4	1	4	0	4	4.0	1.0

PASSING	g	cmp	att	int	yards	td	long	pct	avg/p	avg/g
2020	4	2	3	0	12	0	7	66.7	4.0	3.0
TOTAL	4	2	3	0	12	0	7	66.7	4.0	3.0



**29 MATT
SALERNO**
WR • 6-0 5/8, 196 lbs • Senior/Junior
Valencia, CA (Crespi Carmelite)

SALERNO'S CAREER HIGHS

Punt Returns: 2 (3x), MR vs. Syracuse (2020)
Punt Return Yards: 12 (2x), MR vs. Syracuse (2020)
Punt Return TDs: N/A
Long Return: 13, vs. Syracuse (2020)

SALERNO'S CAREER STATISTICS

PUNT RETURNS	g	no.	yards	td	long	avg/r	avg/g
2019	1	0	0	0	0	0.0	0.0
2020	11	10	45	0	13	4.5	4.1
2021	1	0	0	0	0	0.0	0.0
TOTAL	13	10	45	0	13	4.5	3.5



33 SHAYNE SIMON

LB • 6-2 3/4, 233 lbs • Senior/Senior
West Orange, NJ (St. Peter's Prep)

SIMON'S CAREER HIGHS

Tackles: 4 (2x), MR vs. Clemson (2020)
Tackles-for-Loss: 1.5 vs. Bowling Green (2019)
Sacks: N/A
Forced Fumbles: N/A
Fumble Recoveries: N/A
Quarterback Hurries: 1 (2x), MR at Pitt (2020)

SIMON'S CAREER STATISTICS

TACKLES	g	ua	a	total	tfl	pd	ff	fr	blk	qbh
2018	9	2	2	4	0.5-2	1	0	0	0	0
2019	11	2	7	9	1.5-2	0	0	0	0	1
2020	11	9	5	14	1.0-1	4	0	0	0	1
2021	1	0	0	0	0.0-0	0	0	0	0	0
TOTAL	32	13	14	27	3.0-5	5	0	0	0	2



95 MYRON TAGOVAILOA-AMOSA

DL • 6-2 1/2, 268 lbs • Graduate Student/Senior
Ewa Beach, HI (Kapole)

TAGOVAILOA-AMOSA'S CAREER HIGHS

Tackles: 4 (2x), MR vs. Duke (2020)
Tackles-for-Loss: 1.0 (8x), MR vs. Syracuse (2020)
Sacks: 1.0 (2x), MR vs. Syracuse (2020)
Forced Fumbles: 1, vs. Syracuse (2020)
Fumble Recoveries: 1 (3x), MR vs. Syracuse (2020)

TAGOVAILOA-AMOSA'S CAREER STATISTICS

TACKLES	g	ua	a	total	tfl	pd	ff	fr	blk	qbh
2017	13	7	5	12	1.5-6	0	0	0	0	0
2018	2	0	2	2	0.5-1	0	0	0	0	0
2019	12	13	9	22	2.5-5	1	0	1	0	6
2020	11	11	6	17	6.0-21	0	1	2	0	2
2021	1	0	1	1	0.0-0	0	0	0	0	0
TOTAL	39	31	23	54	10.5-33	1	1	3	0	8

SACKS	g	ua	a	total	yards
2017	13	0	0	0.0	0
2018	2	0	0	0.0	0
2019	12	0	1	0.5	1
2020	11	2	1	2.5	10
2021	1	0	0	0.0	0
TOTAL	39	2	2	3.0	11



85 GEORGE TAKACS

TE • 6-6, 247 lbs • Senior/Junior
Naples, FL (Gulf Coast)

TAKACS' CAREER HIGHS

Receptions: 1 (4x), MR at North Carolina (2020)
Receiving Yards: 13, at North Carolina (2020)
Long Reception: 13, at North Carolina (2020)
Receiving TDs: 1, at Duke (2019)

TAKACS' CAREER STATISTICS

RECEIVING	g	rec	yards	td	long	rec/g	avg/c	avg/g
2019	6	2	12	1	10	0.3	6.0	2.0
2020	10	3	30	0	13	0.3	10.0	3.0
2021	1	0	0	0	0	0.0	0.0	0.0
TOTAL	17	5	42	1	13	0.3	8.4	2.5



25 CHRIS TYREE

RB • 5-9 1/2, 190 lbs • Sophomore/Sophomore
Chester, VA (Thomas Dale)

TYREE'S CAREER HIGHS

Rushes: 17, at Boston College (2020)
Rushing Yards: 109, vs. Syracuse (2020)
Longest Rush: 94, vs. Syracuse (2020)
Rushing TDs: 1 (5x), MR at Florida State (2021)
Receptions: 4, at Florida State (2021)
Receiving Yards: 15, vs. Louisville (2020)
Long Reception: 12, vs. Louisville (2020)
Receiving TDs: N/A
Kickoff Returns: 4 (2x), MR at Boston College (2020)
Kickoff Return Yards: 90, vs. Duke (2020)
Kickoff Return TDs: N/A

TYREE'S CAREER STATISTICS

RUSHING	g	att	yards	td	long	avg/c	avg/g
2020	12	73	496	4	94	6.8	41.3
2021	1	7	31	1	12	4.4	31.0
TOTAL	13	80	527	5	94	6.6	40.5

TOTAL OFFENSE	g	rush	pass	total	avg/g
2020	12	496	0	496	41.3
2021	1	31	0	31	31.0
TOTAL	13	527	0	527	40.5

RECEIVING	g	rec	yards	td	long	rec/g	avg/c	avg/g
2020	12	8	65	0	27	0.7	8.1	5.4
2021	1	4	10	0	9	4.0	2.5	10.0
TOTAL	13	12	75	0	27	0.9	6.2	5.8

SCORING	g	td	rush	rcv	ret	pat	2pat	fg	total	avg/g
2020	12	4	4	0	0	0	0	0	24	2.0
2021	1	1	1	0	0	0	0	0	6	6.0
TOTAL	13	5	5	0	0	0	0	0	30	2.3

KICK RETURNS	g	no.	yards	td	long	avg/r	avg/g
2020	12	22	456	0	38	20.7	38.0
2021	1	0	0	0	0	0.0	0.0
TOTAL	13	22	456	0	38	20.7	35.1



40 DREW WHITE

LB • 6-0 1/4, 228 lbs • Graduate Student/Senior
Boca Raton, FL (St. Thomas Aquinas)

WHITE'S CAREER HIGHS

Tackles: 11, vs. Michigan (2019)
Tackle-for-Loss: 2.0 (3x), MR at North Carolina (2020)
Sacks: 1.0 (3x), MR vs. Clemson (ACCCG) (2020)
Forced Fumbles: N/A
Fumble Recoveries: 1 (2x), MR vs. Boston College (2019)

WHITE'S CAREER STATISTICS

TACKLES	g	ua	a	total	tfl	pd	ff	fr	blk	qbh
2017	0	0	0	0	0.0-0	0	0	0	0	0
2018	4	2	6	8	0.0-0	0	0	0	0	0
2019	13	48	32	80	8.0-17	1	0	2	0	2
2020	12	30	27	57	9.0-27	2	0	0	0	2
2021	1	3	4	7	0.0-0	0	0	0	0	0
TOTAL	30	83	69	152	17.0-44	3	0	2	0	4

SACKS	g	ua	a	total	yards
2017	0	0	0	0.0	0
2018	4	0	0	0.0	0
2019	13	2	0	2.0	3
2020	12	1	1	1.5	9
2021	1	0	0	0.0	0
TOTAL	30	3	1	3.5	12



5 JOE WILKINS JR.

WR • 6-1 1/2, 195 lbs • Senior/Junior
North Fort Myers, FL (North Fort Myers)

WILKINS JR'S CAREER HIGHS

Receptions: 4, vs. Duke (2020)
Receiving Yards: 39, vs. Duke (2020)
Long Reception: 23, at Florida State (2021)
Receiving TDs: 1 (2x), MR at Florida State (2021)

WILKINS JR'S CAREER STATISTICS

RECEIVING	g	rec	yards	td	long	rec/g	avg/c	avg/g
2018	2	0	0	0	0	0.0	0.0	0.0
2019	5	0	0	0	0	0.0	0.0	0.0
2020	11	7	63	1	15	0.6	9.0	5.7
2021	1	1	23	1	23	1.0	23.0	23.0
TOTAL	19	8	86	2	23	0.4	10.8	4.5



23 KYREN WILLIAMS

RB • 5-9, 199 lbs • Junior/Sophomore
St. Louis, MO (St. John Vianney)

WILLIAMS' CAREER HIGHS

Rushes: 25, vs. Louisville (2020)
Rushing Yards: 185, vs. Florida State (2020)
Longest Rush: 65, vs. Florida State (2020)
Rushing TDs: 3, vs. Clemson (2020)
Receptions: 8, vs. Alabama (2021)
Receiving Yards: 93, vs. Duke (2020)
Long Reception: 75, vs. Duke (2020)
Receiving TDs: 1 (2x), MR at Florida State (2021)
Long Puntr Return: 4, at Florida State (2021)

WILLIAMS' CAREER STATISTICS

RUSHING	g	att	yards	td	long	avg/c	avg/g
2019	4	4	26	0	14	6.5	6.5
2020	12	211	1125	13	65	5.3	93.8
2021	1	18	42	0	7	2.3	42.0
TOTAL	17	233	1193	13	65	5.1	70.2

TOTAL OFFENSE	g	rush	pass	total	avg/g
2019	4	26	0	26	6.5
2020	12	1125	0	1125	93.8
2021	1	42	0	42	42.0
TOTAL	17	1193	0	1193	70.2

RECEIVING	g	rec	yards	td	long	rec/g	avg/c	avg/g
2019	4	1	3	0	3	0.2	3.0	0.8
2020	12	35	313	1	75	2.9	8.9	26.1
2021	1	6	83	1	55	6.0	13.8	83.0
TOTAL	17	42	399	2	75	2.5	9.5	23.5

SCORING	g	td	rush	rcv	ret	pat	2pat	fg	total	avg/g
2019	4	0	0	0	0	0	0	0	0	0.0
2020	12	14	13	1	0	0	0	0	84	7.0
2021	1	1	0	1	0	0	0	0	6	6.0
TOTAL	17	15	13	2	0	0	0	0	90	5.3

PUNT RETURNS	g	no.	yards	td	long	avg/r	avg/g
2019	4	0	0	0	0	0.0	0.0
2020	12	0	0	0	0	0.0	0.0
2021	1	0	4	0	4	0.0	4.0
TOTAL	17	0	4	0	4	0.0	0.2

KICK RETURNS	g	no.	yards	td	long	avg/r	avg/g
2019	4	2	35	0	19	17.5	8.8
2020	12	0	0	0	0	0.0	0.0
2021	1	0	0	0	0	0.0	0.0
TOTAL	17	2	35	0	19	17.5	2.1