



# NOTRE DAME FOOTBALL

## GAME THREE

PURDUE [2-0, 0-0 B1G] VS. #12/#10 NOTRE DAME [2-0]

### THE COACHES

	Head Coach	At School	Overall	vs. Opponent
PUR	Jeff Brohm	21-25 (Fifth year)	51-35 (Eighth year)	0-0
ND	Brian Kelly	104-39 (12th year)*	275-96-2 (31st year)*	5-0

\* -Includes 20 regular-season wins and two postseason appearances vacated under discretionary NCAA penalty

### BY THE NUMBERS

1	Dick Corbett Head Football Coach <b>Brian Kelly</b> is just one win away from tying Knute Rockne (105) for most wins all-time by a Notre Dame coach.
4	Since the start of 2018, Notre Dame is 35-5 (.875). That rate ranks fourth among all teams who have made an appearance in the College Football Playoff since its inception in 2014. Among those teams, Notre Dame is one of just four teams that have totaled five or fewer losses (Clemson, Alabama, Ohio State) since the start of 2018.
8	Notre Dame has won eight-straight games against in-state opponents. Their last lost against an in-state foe was against Purdue on Sept. 29, 2007.
10	With the win over Toledo, Notre Dame has won 10-consecutive home openers under Brian Kelly. It ties for the longest win streak in home-openers since 1964-73, when Ara Parseghian also won 10-straight home openers.
11	Brian Kelly improved his home opening record to 11-1 after the win over Toledo. He is now tied with Knute Rockne for the most home opening wins in Notre Dame history.
11	Linebacker JD Bertrand led the Irish in tackles second-straight game with 11 against Toledo. He is the first Irish defender to have back-to-back games with double digit tackles since Alohi Gilman in 2018 (Southern Cal and Clemson).
25	Notre Dame has won 25-consecutive games at home, setting its modern-era record for longest home win streak. It is the second longest active streak in FBS.
34	With the 32-29 win over Toledo, the Irish have won 34-straight games against unranked opponents dating back to the 2016 season.
105	The Irish have 105 wins all-time over in-state opponents with a record of 105-33-4 (.754).
373 <sup>^</sup>	Career games coached by Brian Kelly, second among active NCAA coaches to Mack Brown (North Carolina).
2009	With the 32-29 win over Toledo, Notre Dame won both of its first two games by three points. It is the first time since 2009 that the Irish won back-to-back games by three points or less.

### GAME INFORMATION

	Saturday, September 18 2:30 p.m. ET	Notre Dame Stadium South Bend, IN Capacity: 77,622 (Turf)
	NBC	Mike Tirico (play-by-play) Drew Brees (analyst) Kathryn Tappen (sideline)
	Notre Dame Radio Network SiriusXM (Channel 129) 96.1 FM, 101.5 FM & 960 AM (South Bend)	Paul Burmeister (play-by-play) Ryan Harris (analyst)

### THE SERIES

**Notre Dame leads, 58-26-2**

**Last meeting:** ND 30, Purdue 14 (9.13.2014)

### 2021 SCHEDULE [2-0]

Date	ND Rk	Opp Rk	Opponent	Location	TV	Time/Score
Sep. 5	9/7	NR/RV	at Florida State	Tallahassee, FL	ABC	W, 41-38 (OT)
Sep. 11	8/7		Toledo	Notre Dame, IN	PCK	W, 32-29
Sep. 18	12/10		Purdue	Notre Dame, IN	NBC	2:30 p.m.
Sep. 25		18/17	vs. Wisconsin	Chicago, IL	FOX	Noon
Oct. 2		8/8	vs. Cincinnati	Notre Dame, IN	NBC	2:30 p.m.
Oct. 9		15/15	at Virginia Tech	Blacksburg, VA	ACCN	TBA
Oct. 23		RV/RV	Southern Cal	Notre Dame, IN	NBC	7:30 p.m.
Oct. 30		21/19	North Carolina	Notre Dame, IN	NBC	7:30 p.m.
Nov. 6			Navy	Notre Dame, IN	NBC	3:30 p.m.
Nov. 13		NR/RV	at Virginia	Charlottesville, VA	TBA	TBA
Nov. 20			Georgia Tech	Notre Dame, IN	NBC	2:30 p.m.
Nov. 27		RV/RV	at Stanford	Stanford, CA	TBA	TBA

Rankings: AP/Coaches (current for upcoming opponents, at time of game for past opponents) | All times Eastern

### THE TRADITION

7	Heisman Trophy Winners – Angelo Bertelli (1943), John Lujack (1947), Leon Hart (1948), John Lattner (1953), Paul Hornung (1956), John Huarte (1964), Tim Brown (1987)
11	Consensus National Championships: 1924, 1929, 1930, 1943, 1946, 1947, 1949, 1966, 1973, 1977, 1988
13	NFL Hall of Famers – the most of any college football program
21	Different seasons Notre Dame has been selected as the National Champion by at least one poll listed in the NCAA official record book
23	Undefeated regular seasons
52	College Football Hall of Famers – Raghib Ismail (1988-90) was a 2019 inductee
105	Consensus All-Americans – most recent Jeremiah Owusu-Koramoah, Liam Eichenberg and Aaron Banks (2020)
939 <sup>^</sup>	All-time wins – second in college football history.
.733 <sup>^</sup>	All-time winning percentage – the best in college football history.



## FOOTBALL STAFF GAME DAY LOCATIONS

Coach	Position	Location
Brian Kelly	Head Coach	Sideline
Marcus Freeman	Def. Coordinator/Linebackers	Sideline
Tommy Rees	Off. Coordinator/Quarterbacks	Press Box
Mike Elston	Defensive Line	Sideline
Lance Taylor	Running Backs	Sideline
Jeff Quinn	Offensive Line	Sideline
Mike Mickens	Cornerbacks	Press Box
Chris O'Leary	Defensive Backs/Safeties	Press Box
Brian Polian	Special Teams Coordinator	Sideline
Del Alexander	Wide Receivers	Sideline
John McNulty	Tight Ends	Press Box

*Note: Regular season locations; may be subject to change*

## FOOTBALL ATHLETIC COMMUNICATIONS STAFF

Assistant Athletics Director/ Football Communications Primary Football	Katy Lonergan	klonerg2@nd.edu c - 785-764-9941
Associate Athletics Communications Director Secondary Football	Matt Paras	mparas1@nd.edu c - 401-215-5656
Assistant Athletics Communications Director Tertiary Football	Robby Hamman	rhamman@nd.edu c - 574-808-9575



Katy Lonergan



Matt Paras



Robby Hamman

## BRIAN KELLY WEEKLY AVAILABILITY

Monday	Weekly press conference	Noon ET Stadium Media Room/Zoom Video available on und.com
Thursday	Late Week Game Preview	Noon ET Zoom Video available on und.com
Saturday	Post game press conference	Stadium Media Room/Zoom Video/Transcript available on und.com

## STUDENT-ATHLETE WEEKLY AVAILABILITY

Tuesday	Post Practice Interviews	Approximately 6:30 p.m.ET IAC/Zoom Video available on und.com
Saturday	Post Game Interviews	Stadium Media Room/Zoom Video available on und.com

## MEDIA INFORMATION

### GAME CREDENTIALS

• All requests for working press and broadcast credentials for Notre Dame's 2021 home football games must be made through the online credential form at [UND.com/credentials](http://UND.com/credentials). Because of the demand for credentials and the limited space available, media agencies covering the visiting school on a regular basis receive top priority. All other credentials for print media are issued on the basis of circulation. Only local radio stations with a full-time sports director conducting a daily sports show receive consideration for credentials. Non-originating, out-of-town radio stations cannot be accommodated.

### CREDENTIAL DISTRIBUTION

• Media credentials will neither be mailed nor will be available for early pickup. Credentials will ONLY be distributed on game day at the Hammes Auditorium (the Joyce Center's basketball interview room, located between Gates 1 and 2). A government-issued ID is required for pickup and each individual must claim only his/her own pass. All media members **MUST** be vaccinated to cover a Notre Dame home game this season. If you have not attended a Notre Dame event before the game, you must show your vaccine card at credential distribution in order to gain entrance to the event.

### PARKING

• Parking requests will be accommodated on a space-available basis. Parking passes will be electronic for the 2021 season. They will be sent out during the week of the game.

### BRIAN KELLY AVAILABILITY

• The Dick Corbett Head Football Coach Brian Kelly conducts a weekly press conference at noon ET each Monday in person in the Notre Dame Stadium Media Room and also available via zoom. The half hour weekly conference previews the upcoming game. All media members who plan to attend the session in person **MUST** be vaccinated. To obtain the link for Monday's press conference, media members should contact assistant athletics director, football communications Katy Lonergan.

### STUDENT-ATHLETE INTERVIEWS

• Interviews with Notre Dame student-athletes will occur on Tuesday during each game week in person at the Irish Athletics Center and also via zoom. All media members who plan to attend the session in person **MUST** be vaccinated. Interview requests for student-athletes must be submitted to Katy Lonergan by Noon ET the Sunday before the proposed interview. A player availability schedule will be distributed each Monday during the season. Media are not permitted to directly contact student-athletes or coaches to arrange interviews.

### POST-GAME INTERVIEWS

• Post-game interviews for Dick Corbett Head Football Coach Brian Kelly and Notre Dame players will be held in the Stadium Media Room, along with zoom. Requests for student-athlete interviews should be submitted by the eight-minute mark of the fourth quarter to Katy Lonergan. For home games, submit to Katy Lonergan via email or Matt Paras (located in the press box or available by email at [mparas1@nd.edu](mailto:mparas1@nd.edu)). Transcripts from Coach Kelly's presser will be available approximately 60 minutes following the conclusion of his post-game comments.

### STATISTICAL SERVICES

• All media members will be provided with access to game notes via [UND.com](http://UND.com). At the quarter breaks and halftime, quickie stats and drive charts will be distributed via email. Following the game, a complete post-game statistics package will be distributed via email and will contain a scoring summary, final team statistics, final individual statistics, complete play-by-play, drive charts for both halves, halftime statistics, defensive statistics, substitution chart, post-game quotes from both head coaches and players and post-game notes. Live in-game statistics will be available via StatBroadcast.

• Following each Notre Dame home game, the athletic communications office will be happy to email whatever information media members need to their respective agencies. Please ask any member of the athletic communications staff for assistance on this matter.

### COLLEGEPRESSBOX.COM

• CollegePressBox.com has Notre Dame contact information, weekly team and opponent game notes, stats, depth charts and complete final game books along with complete media guide, spring guide, a complete listing of beat reporters, radio broadcasters, television stations and much, much more. Log on with username and password obtained through the Football Writers Association of America.

### UND.COM/PRESSBOX

• All Notre Dame football information is available on the official athletics department website of the University of Notre Dame, [UND.com](http://UND.com). Game notes, depth chart, biographies of players and coaches, transcripts of press conferences, video archives of interview sessions, special features and more can all be found at [UND.com](http://UND.com).



## ALPHABETICAL ROSTER

## GAME THREE - PURDUE BOILERMAKERS | 3

No.	Name	Pos.	Ht.	Wt.	Ac.	Elg.	Hometown/High School
57	Jayson Ademilola	DL	6-3	280	Sr.	Sr.	Jackson, NJ/St. Peter's Prep
9	Justin Ademilola	DL	6-1 3/4	255	Sr.	Jr.	Jackson, NJ/St. Peter's Prep
4	Litchfield Ajavon	S	6-0 1/8	193	Jr.	So.	Baltimore, MD/Episcopal
26	Leo Albano	RB	6-1	225	Sr.	Jr.	Charleston, SC/Bishop England
76	Joe Alt	OL	6-7 5/8	305	Fr.	Fr.	North Oaks, MN/Totino-Grace
38	Sam Assaf	RB	6-1	210	So.	So.	Atlanta, GA/Pace Academy
4	Kevin Austin Jr.	WR	6-2	215	Sr.	Jr.	Ft. Lauderdale, FL/North Broward Prep
79	Tosh Baker	OL	6-8	307	So.	Fr.	Scottsdale, AZ/Pinnacle
15	Ryan Barnes	CB	6-1 7/8	187	Fr.	Fr.	Gaithersburg, MD/Quince Orchard
52	Bo Bauer	LB	6-2 3/4	233	Sr.	Sr.	Harborcreek, PA/Cathedral Prep
84	Kevin Bauman	TE	6-4 1/2	242	So.	Fr.	Red Bank, NJ/Red Bank Catholic
80	Cane Berrong	TE	6-3 1/2	235	Fr.	Fr.	Hartwell, GA/Hart County Comprehensive
27	JD Bertrand	LB	6-1	230	Jr.	So.	Alpharetta, GA/Blessed Trinity
12	Quinn Botelho	DL	6-2 1/2	245	So.	So.	Honolulu, HI/Saint Louis
28	TaRiq Bracy	CB	5-10 1/8	177	Sr.	Sr.	Milpitas, CA/Milpitas
19	Jay Bramblett	P	6-1 1/2	197	Jr.	Jr.	Tuscaloosa, AL/Hillcrest
2	DJ Brown	S	6-0 3/8	200	Sr.	Jr.	Annapolis, MD/St. John's College
91	Josh Bryan	K	5-11 5/8	207	Fr.	Fr.	Valencia, CA/Sierra Canyon
12	Tyler Buchner	QB	6-1	215	Fr.	Fr.	San Diego, CA/Helix
8	Cole Capen	QB	6-4 1/2	232	Sr.	Jr.	Yorba Linda, CA/Orange Lutheran
68	Michael Carmody	OL	6-5 1/2	290	So.	Fr.	Mars, PA/Mars Area
77	Quinn Carroll	OL	6-6 5/8	313	Jr.	So.	Edina, MN/Edina
7	Brendon Clark	QB	6-1 5/8	225	Jr.	So.	Midlothian, VA/Manchester
17	Jack Coan	QB	6-3 1/4	223	Gr.	Sr.	Sayville, NY/Sayville/Wisconsin
16	Deion Colzie	WR	6-4 1/4	207	Fr.	Fr.	McDonough, GA/Athens Academy
78	Pat Coogan	OL	6-5 1/8	305	Fr.	Fr.	Palos Heights, IL/Marist
37	Henry Cook	WR	5-10	182	So.	Fr.	Shaker Heights, OH/St. Ignatius
52	Zeke Correll	OL	6-3	295	Jr.	So.	Cincinnati, OH/Anderson
56	Howard Cross III	DL	6-0 7/8	275	Jr.	So.	Paramus, NJ/Saint Joseph Regional
3	Avery Davis	WR	5-11	202	Gr.	Sr.	Cedar Hill, TX/Cedar Hill
22	Logan Diggs	RB	6-0	206	Fr.	Fr.	Marrero, LA/Archbishop Rummel
56	John Dirksen	OL	6-5 1/8	306	Sr.	Jr.	Maria Stein, OH/Marion Local
39	Jonathan Doerer	K/P	6-3	197	Gr.	*Sr.	Charlotte, NC/South Mecklenburg
90	Alexander Ehrensberger	DL	6-1 7/8	255	So.	Fr.	Dusseldorf, Germany/Theodor-Fliedner Gymnasium
28	Griffin Eifert	WR	6-0 1/2	200	So.	Fr.	Fort Wayne, IN/Bishop Dwenger
34	Osita Ekwonu	DL	6-0 3/4	236	Jr.	So.	Charlotte, NC/Providence Day School
24	Audric Estime	RB	5-11 1/2	228	Fr.	Fr.	Nyack, NY/St. Joseph Regional
88	Mitchell Evans	TE	6-5 1/8	250	Fr.	Fr.	Wadsworth, OH/Wadsworth
54	Blake Fisher	OL	6-6	335	Fr.	Fr.	Avon, IN/Avon
20	C'Bo Flemister	RB	5-11 1/4	201	Sr.	Jr.	Williamson, GA/Pike County
7	Isaiah Foskey	DL	6-5	260	Jr.	So.	Antioch, CA/De La Salle
29	Khari Gee	S	6-1 7/8	195	Fr.	Fr.	Atlanta, GA/Woodward Academy
42	Giovanni Ghilotti	LB	6-2 7/8	232	So.	Fr.	Greenbrae, CA/Marin Catholic
49	Mike Graves	CB	5-7 7/8	190	Sr.	Sr.	Los Angeles, CA/Loyola
3	Houston Griffith	S	6-0 1/4	202	Sr.	Sr.	Chicago, IL/IMG Academy (FL)
45	Colin Gutzmer	LB	6-0 1/8	230	Jr.	Jr.	Marietta, GA/Westminster School
14	Kyle Hamilton	S	6-4	220	Jr.	Jr.	Atlanta, GA/Marist School
5	Cam Hart	CB	6-2 1/2	205	Jr.	So.	Baltimore, MD/Good Counsel
93	Zane Heemsoth	DL	6-5	245	Jr.	So.	Elmhurst, IL/York
11	Ramon Henderson	CB	6-1	190	So.	So.	Bakersfield, CA/Liberty
41	Kurt Hinish	DL	6-1 3/4	300	Gr.	*Sr.	Pittsburgh, PA/Central Catholic
72	Caleb Johnson	OL	6-5 5/8	287	Fr.	Fr.	Ocala, FL/Trinity Catholic
20	JoJo Johnson	CB	5-10 7/8	191	Fr.	Fr.	Merrillville, IN/Merrillville
92	Aidan Keanaina	DL	6-3	310	So.	Fr.	Brighton, CO/J.K. Mullen
27	Chase Ketterer	RB	5-11 3/8	203	So.	Fr.	New Carlisle, IN/New Prairie
13	Lawrence Keys III	WR	5-10 3/8	176	Sr.	Jr.	New Orleans, LA/McDonough 35
44	Kahanu Kia	DL	6-1 3/8	217	Fr.	Fr.	Kahneoe, HI/Punahou
24	Jack Kiser	LB	6-1 5/8	222	Jr.	So.	Royal Center, IN/Pioneer

No.	Name	Pos.	Ht.	Wt.	Ac.	Elg.	Hometown/High School
32	Prince Kollie	LB	6-0 1/2	222	Fr.	Fr.	Jonesborough, TN/David Crockett
73	Andrew Kristofic	OL	6-5 1/4	295	Jr.	So.	Gibsonia, PA/Pine-Richland
54	Jacob Lacey	DL	6-1 5/8	275	Jr.	Jr.	Bowling Green, KY/South Warren
0	Braden Lenzy	WR	5-11 3/8	182	Sr.	Jr.	Tigard, OR/Tigard Senior
98	Harrison Leonard	K/P	5-10 3/8	193	Jr.	So.	Jamestown, RI/Avon Old Farms School
6	Clarence Lewis	CB	5-11 1/2	198	So.	So.	Edison, NJ/Mater Dei
8	Marist Liufau	LB	6-2 1/4	229	Jr.	So.	Kalihi, HI/Punahou
37	Chase Love	S	6-0 1/4	197	Sr.	Jr.	Chicago Heights, IL/Marian Catholic
75	Josh Lugg	OL	6-6 7/8	305	Gr.	Sr.	Wexford, PA/North Allegheny Senior
62	Cain Madden	OL	6-2 1/2	310	Gr.	*Sr.	South Webster, OH/Minford/Marshall
43	Greg Mailey	WR	6-1	203	Sr.	Jr.	Hudson, OH/Hudson
87	Michael Mayer	TE	6-4 1/2	251	So.	So.	Independence, KY/Covington Catholic
99	Rylie Mills	DL	6-5 1/8	283	So.	So.	Lake Bluff, IL/Lake Forest
13	Paul Moala	LB	5-11 1/2	222	Sr.	Jr.	Mishawaka, IN/Penn
53	Quinn Murphy	OL	6-5 1/4	305	Jr.	So.	Duxbury, MA/Duxbury
21	Caleb Offord	CB	6-1	192	So.	Fr.	Southaven, MS/Southaven
47	Jason Onye	DL	6-4 1/2	289	Fr.	Fr.	North Providence, RI/Bishop Hendricken
31	Nana Osafo-Mensah	DL	6-3 1/8	250	Jr.	So.	Fort Worth, TX/Nolan Catholic
55	Jarrett Patterson	OL	6-4 1/2	307	Sr.	Jr.	Laguna Hills, CA/Mission Viejo
44	Alex Peitsch	LS	6-1 1/8	210	So.	Fr.	Ellicott City, MD/St. John's College
81	Jack Polian	WR	6-0 1/8	174	Fr.	Fr.	Ponte Vedra, FL/Ponte Vedra
11	Ron Powlusz III	QB	6-2 5/8	225	Fr.	Fr.	Granger, IN/Penn
10	Isaiah Pryor	LB	6-1 1/2	217	Gr.	Sr.	Lawrenceville, GA/IMG Academy (FL)/Ohio St.
10	Drew Pyne	QB	5-11 1/2	200	So.	Fr.	New Canaan, CT/New Canaan
86	Conor Ratigan	WR	5-11 5/8	182	Jr.	So.	Granger, IN/St. Joseph
25	Philip Riley	CB	5-11 1/2	202	Fr.	Fr.	Riverview, CA/Bloomington
30	Jake Rittman	P	6-2 1/4	210	Sr.	Jr.	Lawrence, KS/Free State
97	Gabriel Rubio	DL	6-5 1/4	290	Fr.	Fr.	St. Louis, MO/Lutheran of St. Charles County
32	Chris Salerno	K	5-10 1/2	186	Fr.	Fr.	Valencia, CA/Crespi Carmelite
29	Matt Salerno	WR	6-0 5/8	199	Sr.	Jr.	Valencia, CA/Crespi Carmelite
36	Eddie Scheidler	S	5-9 1/2	185	Jr.	So.	Lake Forest, IL/Lake Forest
48	Will Schweitzer	DL	6-4	225	Fr.	Fr.	Los Gatos, CA/Los Gatos
89	Charlie Selna	TE	6-6 1/8	252	So.	Fr.	Atherton, CA/Sacred Heart Prep
38	Davis Sherwood	LB	6-3	228	Fr.	Fr.	Hightstown, NJ/Good Counsel
46	Adam Shibley	LB	6-0 1/8	225	Gr.	Sr.	Cleveland, OH/St. Ignatius/Michigan
64	Max Siegel II	OL	6-1 5/8	290	Sr.	Jr.	Fishers, IN/Brebeuf Jesuit
33	Shayne Simon	LB	6-2 3/4	233	Sr.	Sr.	West Orange, NJ/St. Peter's Prep
50	Rocco Spindler	OL	6-4 5/8	300	Fr.	Fr.	Clarkston, MI/Clarkston
21	Lorenzo Styles Jr.	WR	6-1 1/8	195	Fr.	Fr.	Pickerington, OH/Pickerington Central
95	Myron Tagovailoa-Amosa	DL	6-2 1/2	268	Gr.	Sr.	Ewa Beach, HI/Kapole
85	George Takacs	TE	6-6	247	Sr.	Jr.	Naples, FL/Gulf Coast
83	Jayden Thomas	WR	6-1 1/2	215	Fr.	Fr.	Paulding County, GA/Pace Academy
43	Marcus Thorne	CB	6-0 7/8	205	Sr.	Jr.	Washington, IN/Washington
18	Chance Tucker	CB	5-11 3/4	183	Fr.	Fr.	Encino, CA/Crespi Carmelite
25	Chris Tyree	RB	5-9 1/2	190	So.	So.	Chester, VA/Thomas Dale
30	Chris Velotta	S	5-8 7/8	195	Jr.	So.	Cleveland, OH/St. Ignatius
65	Michael Vinson	LS	6-2	230	Sr.	Jr.	Winnetka, IL/New Trier
16	KJ Wallace	S	5-10 1/4	185	Jr.	So.	Atlanta, GA/The Lovett School
22	Justin Walters	S	6-0 5/8	188	Fr.	Fr.	Bolingbrook, IL/Bolingbrook
26	Xavier Watts	LB	5-11 3/4	195	So.	Fr.	Omaha, NE/Harry A. Burke
40	Drew White	LB	6-0 1/4	228	Gr.	Sr.	Boca Raton, FL/St. Thomas Aquinas
71	Brennan Wicks	OL	6-5	310	So.	Fr.	Forestville, MD/Bishop McNamara
5	Joe Wilkins Jr.	WR	6-1 1/2	195	Sr.	Jr.	North Fort Myers, FL/North Fort Myers
23	Kyren Williams	RB	5-9	199	Jr.	So.	St. Louis, MO/St. John Vianney

\* - Super Senior

Note: Class years are academic enrollment; Eligibility is in regards to on the field.

57	Jayson <b>Ademilola</b>	add-ah-ME-low-la
9	Justin <b>Ademilola</b>	add-ah-ME-low-la
4	Litchfield <b>Ajavon</b>	adge-AH-von
26	Leo <b>Albano</b>	al-BAHN-o
38	Sam <b>Assaf</b>	Aye-saff
84	Kevin <b>Bauman</b>	Bow (take a bow)-man
80	Cane <b>Berrong</b>	Burr-ong
12	Jordan <b>Botelho</b>	Bo-tell-o
28	<b>TaRiq</b> Bracy	tuh-Rlque
12	Tyler <b>Buchner</b>	Buck-ner
8	Cole <b>Capen</b>	Cape-un
17	Jack <b>Coan</b>	Cone

78	Pat <b>Coogan</b>	Cooo-gun
52	Zeke <b>Correll</b>	Core-ell
39	Jonathan <b>Doerer</b>	DOOR-er
90	Alexander <b>Ehrensberger</b>	Air-ens-ber-ger
28	Griffin <b>Eifert</b>	Eye-fert
34	Osita <b>Ekwonu</b>	oh-SEE-tuh e-KWAN-ooo
24	Audric <b>Estime</b>	ES-tim-MAY
20	C'Bo <b>Flemister</b>	SEE-bo
11	Ramon <b>Henderson</b>	RAH-moan
29	Khari <b>Gee</b>	CAR-ee G
41	Kurt <b>Hinish</b>	HI-nish

7	Isaiah <b>Foskey</b>	Foss key
42	Giovanni <b>Ghilotti</b>	Gio-vahnni Juh-lot-ee
92	Aidan <b>Keanaaina</b>	Key-aw-nah-eye-nah
44	Kahanu <b>Kia</b>	kuh-HAWN-ooo KEY-uh
73	Andrew <b>Kristofic</b>	kris-TAH-fik
8	Marist <b>Liufau</b>	lee-UH-fow
87	Michael <b>Mayer</b>	Mayor
13	Paul <b>Moala</b>	mo-ALA
47	Jason <b>Onye</b>	own-yay
31	Nana <b>Osafo-Mensah</b>	nah-nah oh-SAH-fo MEN-suh
44	Alex <b>Peitsch</b>	Pie-sh
11	Ron <b>Powlus</b> III	PAUL-us
36	Eddie <b>Scheidler</b>	SHIDE-ler
48	Will <b>Schweitzer</b>	Sh-white-zer
50	Rocco <b>Spindler</b>	Rock-o
95	Myron <b>Tagovailoa-Amosa</b>	tounge-uh-vai-LO-uh uh-MOE-suh
85	George <b>Takacs</b>	tak-ISS





# NUMERICAL ROSTER

# GAME THREE - PURDUE BOILERMAKERS | 4

No.	Name	Pos.	Ht.	Wt.	Cl.	Elg.	Hometown/High School
0	Braden Lenzy	WR	5-11 3/8	182	Sr.	Jr.	Tigard, OR/Tigard Senior
2	DJ Brown	S	6-0 3/8	200	Sr.	Jr.	Annapolis, MD/St. John's College
3	Avery Davis	WR	5-11	202	Gr.	Sr.	Cedar Hill, TX/Cedar Hill
3	Houston Griffith	S	6-0 1/4	202	Sr.	Sr.	Chicago, IL/IMG Academy (FL)
4	Litchfield Ajavon	S	6-0 1/8	193	Jr.	Jr.	Baltimore, MD/Episcopal
4	Kevin Austin Jr.	WR	6-2	215	Sr.	Jr.	Ft. Lauderdale, FL/North Broward Prep
5	Cam Hart	CB	6-2 1/2	205	Jr.	So.	Baltimore, MD/Good Counsel
5	Joe Wilkins Jr.	WR	6-1 1/2	195	Sr.	Jr.	North Fort Myers, FL/North Fort Myers
6	Clarence Lewis	CB	5-11 1/2	198	So.	So.	Edison, NJ/Mater Dei
7	Brendon Clark	QB	6-1 5/8	225	Jr.	So.	Midlothian, VA/Manchester
7	Isaiah Foskey	DL	6-5	260	Jr.	So.	Antioch, CA/De La Salle
8	Cole Capen	QB	6-4 1/2	232	Sr.	Jr.	Yorba Linda, CA/Orange Lutheran
8	Marist Liufau	LB	6-2 1/4	229	Jr.	So.	Kalihi, HI/Punahou
9	Justin Ademilola	DL	6-1 3/4	255	Sr.	Jr.	Jackson, NJ/St. Peter's Prep
10	Isaiah Pryor	LB	6-1 1/2	217	Gr.	Sr.	Lawrenceville, GA/IMG Academy (FL)/Ohio St.
10	Drew Pyne	QB	5-11 1/2	200	So.	Fr.	New Canaan, CT/New Canaan
11	Ramon Henderson	CB	6-1	190	So.	So.	Bakersfield, CA/Liberty
11	Ron Powlus III	QB	6-2 5/8	225	Fr.	Fr.	Granger, IN/Penn
12	Jordan Botelho	DL	6-2 1/2	245	So.	So.	Honolulu, HI/Saint Louis
12	Tyler Buchner	QB	6-1	215	Fr.	Fr.	San Diego, CA/Helix
13	Paul Moala	LB	5-11 1/2	222	Sr.	Jr.	Mishawaka, IN/Penn
14	Kyle Hamilton	S	6-4	220	Jr.	Jr.	Atlanta, GA/Marist School
15	Ryan Barnes	CB	6-1 7/8	187	Fr.	Fr.	Gaithersburg, MD/Quince Orchard
16	Deion Colzie	WR	6-4 1/4	207	Fr.	Fr.	McDonough, GA/Athens Academy
16	KJ Wallace	S	5-10 1/4	185	Jr.	So.	Atlanta, GA/The Lovett School
17	Jack Coan	QB	6-3 1/4	223	Gr.	Sr.	Sayville, NY/Sayville/Wisconsin
18	Chance Tucker	CB	5-11 3/4	183	Fr.	Fr.	Encino, CA/Crespi Carmelite
19	Jay Bramblett	P	6-1 1/2	197	Jr.	Jr.	Tuscaloosa, AL/Hillcrest
20	C'Bo Flemister	RB	5-11 1/4	201	Sr.	Jr.	Williamson, GA/Pike County
20	JoJo Johnson	CB	5-10 7/8	191	Fr.	Fr.	Merrillville, IN/Merrillville
21	Caleb Offord	CB	6-1	192	So.	Fr.	Southaven, MS/Southaven
21	Lorenzo Styles Jr.	WR	6-1 1/8	195	Fr.	Fr.	Pickerington, OH/Pickerington Central
22	Logan Diggs	RB	6-0	206	Fr.	Fr.	Marrero, LA/Archbishop Rummel
22	Justin Walters	S	6-0 5/8	188	Fr.	Fr.	Bolingbrook, IL/Bolingbrook
23	Kyren Williams	RB	5-9	199	Jr.	So.	St. Louis, MO/St. John Vianney
24	Audric Estime	RB	5-11 1/2	228	Fr.	Fr.	Nyack, NY/St. Joseph Regional
24	Jack Kiser	LB	6-1 5/8	222	Jr.	So.	Royal Center, IN/Pioneer
25	Philip Riley	CB	5-11 1/2	202	Fr.	Fr.	Riverview, FL/Bloomington
25	Chris Tyree	RB	5-9 1/2	190	So.	So.	Chester, VA/Thomas Dale
26	Leo Albano	RB	6-1	225	Sr.	Jr.	Charleston, SC/Bishop England
26	Xavier Watts	LB	5-11 3/4	195	So.	Fr.	Omaha, NE/Harry A. Burke
27	JD Bertrand	LB	6-1	230	Jr.	So.	Alpharetta, GA/Blessed Trinity
27	Chase Ketterer	RB	5-11 3/8	203	So.	Fr.	New Carlisle, IN/New Prairie
28	TaRiq Bracy	CB	5-10 1/8	177	Sr.	Sr.	Milpitas, CA/Milpitas
28	Griffin Eifert	WR	6-0 1/2	200	So.	Fr.	Fort Wayne, IN/Bishop Dwenger
29	Khari Gee	S	6-1 7/8	195	Fr.	Fr.	Atlanta, GA/Woodward Academy
29	Matt Salerno	WR	6-0 5/8	199	Sr.	Jr.	Valencia, CA/Crespi Carmelite
30	Jake Rittman	P	6-2 1/4	210	Sr.	Jr.	Lawrence, KS/Free State
30	Chris Velotta	S	5-8 7/8	195	Jr.	So.	Cleveland, OH/St. Ignatius
31	Nana Osafo-Mensah	DL	6-3 1/8	250	Jr.	So.	Fort Worth, TX/Nolan Catholic
32	Prince Kollie	LB	6-0 1/2	222	Fr.	Fr.	Jonesborough, TN/David Crockett
32	Chris Salerno	K	5-10 1/2	186	Fr.	Fr.	Valencia, CA/Crespi Carmelite
33	Shayne Simon	LB	6-2 3/4	233	Sr.	So.	West Orange, NJ/St. Peter's Prep
34	Osita Ekwonu	DL	6-0 3/4	236	Jr.	So.	Charlotte, NC/Providence Day School
36	Eddie Scheidler	S	5-9 1/2	185	Jr.	So.	Lake Forest, IL/Lake Forest
37	Henry Cook	WR	5-10	182	So.	Fr.	Shaker Heights, OH/St. Ignatius
37	Chase Love	S	6-0 1/4	197	Sr.	Jr.	Chicago Heights, IL/Marian Catholic

No.	Name	Pos.	Ht.	Wt.	Cl.	Elg.	Hometown/High School
38	Sam Assaf	RB	6-1	210	So.	So.	Atlanta, GA/Pace Academy
38	Davis Sherwood	LB	6-3	228	Fr.	Fr.	Hightstown, NJ/Good Counsel
39	Jonathan Doerer	K/P	6-3	197	Gr.	*Sr.	Charlotte, NC/South Mecklenburg
40	Drew White	LB	6-0 1/4	228	Gr.	Sr.	Boca Raton, FL/St. Thomas Aquinas
41	Kurt Hinish	DL	6-1 3/4	300	Gr.	*Sr.	Pittsburgh, PA/Central Catholic
42	Giovanni Ghilotti	LB	6-4 7/8	232	So.	Fr.	Greenbrae, CA/Marin Catholic
43	Greg Mailey	WR	6-1	203	Sr.	Jr.	Hudson, OH/Hudson
43	Marcus Thorne	CB	6-0 7/8	205	Sr.	Jr.	Washington, IN/Washington
44	Kahanu Kia	DL	6-1 3/8	217	Fr.	Fr.	Kahnehe, HI/Punahou
44	Alex Peitsch	LS	6-1 1/8	210	So.	Fr.	Ellicott City, MD/St. John's College
45	Colin Gutzmer	LB	6-0 1/8	226	Jr.	Jr.	Marietta, GA/Westminster School
46	Adam Shibley	LB	6-0 1/8	225	Gr.	Sr.	Cleveland, OH/St. Ignatius/Michigan
47	Jason Onye	DL	6-4 1/2	289	Fr.	Fr.	North Providence, RI/Bishop Hendricken
48	Will Schweitzer	DL	6-4	225	Fr.	Fr.	Los Gatos, CA/Los Gatos
49	Mike Graves	CB	5-7 7/8	190	Sr.	Sr.	Los Angeles, CA/Loyola
50	Rocco Spindler	OL	6-4 5/8	300	Fr.	Fr.	Clarkston, MI/Clarkston
52	Bo Bauer	LB	6-2 3/4	233	Sr.	Sr.	Harborcreek, PA/Cathedral Prep
52	Zeke Correll	OL	6-3	295	Jr.	So.	Cincinnati, OH/Anderson
53	Quinn Murphy	OL	6-5 1/4	305	Jr.	So.	Duxbury, MA/Duxbury
54	Blake Fisher	OL	6-6	335	Fr.	Fr.	Avon, IN/Avon
54	Jacob Lacey	DL	6-1 5/8	275	Jr.	Jr.	Bowling Green, KY/South Warren
55	Jarrett Patterson	OL	6-4 1/2	307	Sr.	Jr.	Laguna Hills, CA/Mission Viejo
56	Howard Cross III	DL	6-0 7/8	275	Jr.	So.	Paramus, NJ/Saint Joseph Regional
56	John Dirksen	OL	6-5 1/8	306	Sr.	Jr.	Maria Stein, OH/Marion Local
57	Jason Ademilola	DL	6-3	280	Sr.	Sr.	Jackson, NJ/St. Peter's Prep
62	Cain Madden	OL	6-2 1/2	310	Gr.	*Sr.	South Webster, OH/Minford/Marshall
64	Max Siegel II	OL	6-1 5/8	290	Sr.	Jr.	Fishers, IN/Brebeuf Jesuit
65	Michael Vinson	LS	6-2	230	Sr.	Jr.	Winnetka, IL/New Trier
68	Michael Carmody	OL	6-5 1/2	290	So.	Fr.	Mars, PA/Mars Area
71	Brennan Wicks	OL	6-5	310	So.	Fr.	Forestville, MD/Bishop McNamara
72	Caleb Johnson	OL	6-5 5/8	287	Fr.	Fr.	Ocala, FL/Trinity Catholic
73	Andrew Kristofic	OL	6-5 1/4	295	Jr.	So.	Gibsonia, PA/Pine-Richland
75	Josh Lugg	OL	6-6 7/8	305	Gr.	Sr.	Wexford, PA/North Allegheny Senior
76	Joe Alt	OL	6-7 5/8	305	Fr.	Fr.	North Oaks, MN/Totino-Grace
77	Quinn Carroll	OL	6-6 5/8	313	Jr.	So.	Edina, MN/Edina
78	Pat Coogan	OL	6-5 1/8	305	Fr.	Fr.	Palos Heights, IL/Marist
79	Tosh Baker	OL	6-8	307	So.	Fr.	Scottsdale, AZ/Pinnacle
80	Cane Berrong	TE	6-3 1/2	235	Fr.	Fr.	Hartwell, GA/Hart County Comprehensive
81	Jack Polian	WR	6-0 1/8	174	Fr.	Fr.	Ponte Vedra, FL/Ponte Vedra
83	Jayden Thomas	WR	6-1 1/2	215	Fr.	Fr.	Paulding County, GA/Pace Academy
84	Kevin Bauman	TE	6-4 1/2	242	So.	Fr.	Red Bank, NJ/Red Bank Catholic
85	George Takacs	TE	6-6	247	Sr.	Jr.	Naples, FL/Gulf Coast
86	Conor Ratigan	WR	5-11 5/8	182	Jr.	So.	Granger, IN/St. Joseph
87	Michael Mayer	TE	6-4 1/2	251	So.	So.	Independence, KY/Covington Catholic
88	Mitchell Evans	TE	6-5 1/8	250	Fr.	Fr.	Wadsworth, OH/Wadsworth
89	Charlie Selna	TE	6-6 1/8	252	So.	Fr.	Atherton, CA/Sacred Heart Prep
90	Alexander Ehrensberger	DL	6-6 7/8	255	So.	Fr.	Dusseldorf, Germany/Theodor-Fliedner Gymnasium
91	Josh Bryan	K	5-11 5/8	183	Fr.	Fr.	Valencia, CA/Sierra Canyon
92	Aidan Keanaaina	DL	6-3	310	So.	Fr.	Brighton, CO/J.K. Mullen
93	Zane Heemsoth	DL	6-5	245	Jr.	So.	Elmhurst, IL/York
95	Myron Tagovailoa-Amosa	DL	6-2 1/2	268	Gr.	Sr.	Ewa Beach, HI/Kapole
97	Gabriel Rubio	DL	6-5 1/4	290	Fr.	Fr.	St. Louis, MO/Lutheran of St. Charles County
98	Harrison Leonard	K/P	5-10 3/8	193	Jr.	So.	Jamestown, RI/Avon Old Farms School
99	Rylie Mills	DL	6-5 1/8	283	So.	So.	Lake Bluff, IL/Lake Forest

\* - Super Senior

Note: Class years are academic enrollment; Eligibility is in regards to on the field.

57	Jayson <b>Ademilola</b>	add-ah-ME-low-la
9	Justin <b>Ademilola</b>	add-ah-ME-low-la
4	Litchfield <b>Ajavon</b>	adge-AH-von
26	Leo <b>Albano</b>	al-BAHN-o
38	Sam <b>Assaf</b>	Aye-saff
84	Kevin <b>Bauman</b>	Bow (take a bow)-man
80	Cane <b>Berrong</b>	Burr-ong
12	Jordan <b>Botelho</b>	Bo-tell-o
28	<b>TaRiq</b> Bracy	tuh-Rlque
12	Tyler <b>Buchner</b>	Buck-ner
8	Cole <b>Capen</b>	Cape-un
17	Jack <b>Coan</b>	Cone

78	Pat <b>Coogan</b>	Cooo-gun
52	Zeke <b>Correll</b>	Core-ell
39	Jonathan <b>Doerer</b>	DOOR-er
90	Alexander <b>Ehrensberger</b>	Air-ens-ber-ger
28	Griffin <b>Eifert</b>	Eye-fert
34	<b>Osita</b> Ekwonu	oh-SEE-tuh e-KWAN-ooo
24	Audric <b>Estime</b>	ES-tim-MAY
20	<b>C'Bo</b> Flemister	SEE-bo
11	<b>Ramon</b> Henderson	RAH-moan
29	<b>Khari</b> Gee	CAR-ee G
41	Kurt <b>Hinish</b>	HI-nish

7	Isaiah <b>Foskey</b>	Foss key
42	<b>Giovanni</b> Ghilotti	Gio-vahnni Juh-lot-ee
92	Aidan <b>Keanaaina</b>	Key-aw-nah-eye-nah
44	<b>Kahanu</b> Kia	kuh-HAWN-ooo KEY-uh
73	Andrew <b>Kristofic</b>	kris-TAH-fik
8	Marist <b>Liufau</b>	lee-UH-fow
87	Michael <b>Mayer</b>	Mayor
13	Paul <b>Moala</b>	mo-ALA
47	Jason <b>Onye</b>	own-yay
31	<b>Nana</b> Osafo-Mensah	nah-nah oh-SAH-fo MEN-suh
44	Alex <b>Peitsch</b>	Pie-sh

11	Ron <b>Powlus</b> III	PAUL-us
36	Eddie <b>Scheidler</b>	SHIDE-ler
48	Will <b>Schweitzer</b>	Sh-white-zer
50	<b>Rocco</b> Spindler	Rock-o
95	Myron <b>Tagovailoa-Amosa</b>	tounge-uh-vai-LO-uh uh-MOE-suh
85	George <b>Takacs</b>	tak-ISS

**NOTRE DAME OFFENSE**

Pos.	No.	Name	Ht.	Wt.	Class	Elig.*
<b>WR</b>	4	Kevin Austin Jr.	6-2	215	Sr.	Jr.
	16	Deion Colzie	6-4 ¾	195	Fr.	Fr.
<b>WR</b>	3	Avery Davis	5-11	202	Gr.	Sr.
	5	Joe Wilkins Jr.	6-1 ½	195	Sr.	Jr.
<b>LT</b>	68	Michael Carmody	6-5 ½	290	So.	Fr.
	79	Tosh Baker	6-8	307	So.	Fr.
<b>LG</b>	52	Zeke Correll	6-3	295	Jr.	So.
	50	Rocco Spindler	6-4 5/8	300	Fr.	Fr.
<b>C</b>	55	Jarrett Patterson	6-4 ½	307	Sr.	Jr.
	73	Andrew Kristofic	6-4 ¼	295	Jr.	So.
<b>RG</b>	62	Cain Madden	6-2 ½	310	Gr.	*Sr.
	56	John Dirksen	6-5 1/8	306	Sr.	Jr.
<b>RT</b>	75	Josh Lugg	6-6 7/8	305	Gr.	Sr.
	76	Joe Alt	6-7 5/8	305	Fr.	Fr.
<b>TE</b>	87	Michael Mayer	6-4 ½	251	So.	So.
	85	George Takacs	6-6	247	Sr.	Jr.
<b>WR</b>	0	Braden Lenzy	5-11 3/8	182	Sr.	Jr.
	21	Lorenzo Styles	6-1 1/8	195	Fr.	Fr.
<b>QB</b>	17	Jack Coan	6-3 ¼	223	Gr.	Sr.
	10	Drew Pyne	5-11 ½	200	So.	Fr.
	12	Tyler Buchner	6-1	215	Fr.	Fr.
<b>RB</b>	23	Kyren Williams	5-9	199	Jr.	So
	25	Chris Tyree	5-9 ½	190	So.	So.

**NOTRE DAME DEFENSE**

Pos.	No.	Name	Ht.	Wt.	Class	Elig.*
<b>VYP</b>	7	Isaiah Foskey	6-5	260	Jr.	So.
	9	Justin Ademilola	6-1 ¾	255	Sr.	Jr.
<b>or</b>	12	Jordan Botelho	6-2 ½	245	So.	So.
	57	Jayson Ademilola	6-3	280	Sr.	Sr.
	99	Rylie Mills	6-5 1/8	283	So.	So.
	54	Jacob Lacey	6-1 5/8	275	Jr.	Jr.
<b>NG</b>	41	Kurt Hinish	6-1 ¾	300	Gr.	*Sr.
	56	Howard Cross III	6-0 7/8	275	Jr.	So.
	54	Jacob Lacey	6-1 5/8	275	Jr.	Jr.
	95	Myron Tagovailoa-Amosa	6-2 ½	268	Gr.	Sr.
	31	Nana Osafo-Mensah	6-3 1/8	250	Jr.	So.
	90	Alexander Ehrensberger	6-6 7/8	255	So.	Fr.
<b>WILL</b>	27	JD Bertrand	6-1	230	Jr.	So.
	32	Prince Kollie	6-2 ½	222	Fr.	Fr.
<b>MIKE</b>	40	Drew White	6-0 ¼	228	Gr.	Sr.
	52	Bo Bauer	6-2 ¾	233	Gr.	Sr.
<b>ROV</b>	24	Jack Kiser	6-1 5/8	222	Jr.	So.
	10	Isaiah Pryor	6-1 ½	217	Gr.	Sr.
<b>or</b>	26	Xavier Watts	5-11 ½	195	So.	Fr.
	5	Cam Hart	6-2 ½	205	Jr.	So.
	11	Ramon Henderson	6-2 ½	207	So.	So.
	14	Kyle Hamilton	6-4	220	Jr.	Jr.
	2	DJ Brown	6-0 3/8	200	Sr.	Jr.
	3	Houston Griffith	6-0 ¼	202	Gr.	Sr.
<b>SS</b>	16	KJ Wallace	5-10 ¼	185	Jr.	So.
	6	Clarence Lewis	5-11 ½	193	So.	So.
<b>CB</b>	28	TaRiq Bracy	5-10 1/8	177	Sr.	Sr.

**NOTRE DAME SPECIAL TEAMS**

Pos.	No.	Name	Ht.	Wt.	Class	Elig.*
<b>KO</b>	39	Jonathan Doerer	6-3	197	Gr.	*Sr.
	91	Josh Bryan	5-11 5/8	183	Fr.	Fr.
<b>PK</b>	39	Jonathan Doerer	6-3	197	Gr.	*Sr.
	91	Josh Bryan	5-11 5/8	183	Fr.	Fr.
<b>P</b>	19	Jay Bramblett	6-1 ½	197	Jr.	Jr.
	39	Jonathan Doerer	6-3	197	Gr.	*Sr.
<b>LS</b>	65	Michael Vinson	6-2	230	Sr.	Jr.
	44	Alex Peitsch	6-1 1/8	210	So.	Fr.

**NOTRE DAME SPECIAL TEAMS**

Pos.	No.	Name	Ht.	Wt.	Class	Elig.*
<b>HLD</b>	19	Jay Bramblett	6-1 ½	197	Jr.	Jr.
	30	Jake Rittman	6-2 ½	210	Sr.	Jr.
<b>PR</b>	29	Matt Salerno	6-0 5/8	199	Sr.	Jr.
	23	Kyren Williams	5-9	199	Jr.	So.
<b>KR</b>	25	Chris Tyree	5-9 ½	190	So.	So.
	29	Matt Salerno	6-0 5/8	199	Sr.	Jr.

\* - Super Senior

Note: Class years are academic enrollment; Eligibility is in regards to on the field.

## NOTRE DAME STADIUM

- In its 92nd season as the home of Fighting Irish Football, Notre Dame boasts a 364-114-5 (.759) record in Notre Dame Stadium.



## HOME FIELD WIN STREAK

- Notre Dame has won 25-straight games at home dating back to Sept. 30, 2017, starting with a victory over Miami (Ohio) and extending to this season with the win over Toledo (32-29).
- It continues the modern-era record for longest home winning streak for the Irish (28-straight from 1942-50). With the 52-0 shutout of South Florida, the Irish topped the previous modern streak of 19-straight from 1987-90.
- Clemson is the only Power 5 program that boasts a home streak of more than 25 games:

School	Home Winning Streak
Clemson	29
<b>NOTRE DAME</b>	<b>25</b>
Cincinnati	22

- With the win over Syracuse in the 2020 home finale, the Irish completed an undefeated home slate for the third-consecutive season, after two-straight perfect home seasons in 2018-19.
- Notre Dame had not achieved three-straight undefeated home seasons since 1987-89.
- Football student-athletes who are true seniors have not lost a home game in their careers and boast a 20-0 record in Notre Dame Stadium.

### BEATING NO. 1 AT HOME

- The last two times the Irish have played at Notre Dame Stadium as a top-five team against a No. 1 program, the Irish are undefeated (1993 vs. Florida State and 2020 vs. Clemson).

## HOME SWEET HOME

- With the Irish trailing by five with 1:35 left in the home-opener against Toledo, quarterback **Jack Coan** led the Irish on the 75-yard game-winning drive in just three plays that was capped off with an 18-yard touchdown pass to **Michael Mayer**. After the two-point conversion, the Irish took a 32-29 lead that they would not relinquish to improve to 2-0 on the season.
- It was **Coan's** first game-winning drive in the final two minutes of the game in his career and it improved his career record to 14-6 as a starter.
- The last time the Irish had a game-winning drive in the final minutes of the game was in 2019 when Ian Book led an 18-play, 87-yard touchdown drive to defeat Virginia Tech 21-20.
- Coan** finished the game with 239 yards and two touchdowns. It is just the third time in his career that he has had back-to-back multi-touchdown games.
- Fellow quarterback **Tyler Buchner** made his collegiate debut against the Rockets and ripped off a 26-yard run on the first snap of his career.
- Buchner** led the Irish on a five-play, 96-yard drive in his first-career series than ended in a 43-yard touchdown run from **Kyren Williams**.
- In the fourth quarter, **Buchner** recorded his first touchdown pass when he connected with **Chris Tyree** for a 55-yard strike.
- It was **Tyree's** longest-career-reception and his first-receiving touchdown of his career.
- The win extended Notre Dame's longest modern era home winning streak to 25 games, a streak that dates back to the 2017 season.
- The Irish also collected their 34th-consecutive win over an unranked opponent with the victory over Toledo.
- The win gave the Irish their second-consecutive win by three points or less. It is the first time since the 2009 season that Notre Dame has won back-to-back games by three points or less. In 2009, the Irish defeated Michigan State 33-30 and followed it up with a 24-21 win over Purdue.
- Notre Dame won its first game when trailing at halftime since Sep. 28, 2019, when they defeated Virginia, 35-20, after trailing, 17-14, at the half.

## BE LIKE MIKE

- Tight end **Michael Mayer** was a ball magnet again for the Irish in the win over Toledo, as he led the team in receptions and receiving yards for the third-straight game dating back to last season.
- Mayer** finished the game with seven receptions for 81 yards and two touchdowns.
- It was the first time in **Mayer's** career that he tallied a multi-touchdown game.
- He has three touchdowns through two games this season,

surpassing last year's total of two for the entire season.

- Dating back to last season, **Mayer** has collected seven or more receptions in his last three games. The last Irish receiver to have three-consecutive games with seven or more receptions was Michael Floyd in 2011 (Maryland - 8; Boston College - 10 and Stanford - 8).
- He is also the first Irish tight end to have a two-touchdown game since Alize Mack had two against Florida State in 2018.
- Through two games this season, **Mayer** has totaled 16 receptions for 201 yards and three touchdowns.
- Among tight ends in FBS, his is tied for the national lead for touchdowns and ranks second in receptions and receiving yards.

## BALLIN' BERTRAND

- Linebacker **JD Bertrand** has a knack for the ball as he led the Irish in tackles for the second straight game against Toledo.
- Bertrand** totaled 11 tackles against Toledo to lead the squad, after he tallied 12 tackles in the season-opener against Florida State.
- He is the first Irish player to have back-to-back double digit tackle games since Alohi Gilman in 2018. Gilman had 10 tackles against Southern Cal and then 18 against Clemson in the College Football Playoff Semifinal.
- His 23 tackles this season ranks eighth in the country and he is tied for second in the NCAA with 16 solo tackles.
- Bertrand** also set a career high with 1.0 sacks against Toledo and recovered his first career fumble to seal the game in the fourth quarter.

## BATTLE OF THE SHILLELAGH TROPHY

- For the first time since 2014, Notre Dame and Purdue will meet for the Battle of the Shillelagh Trophy this upcoming weekend.
- The Irish lead the all-time series against the Boilermakers 58-26-2 (.686) that dates all the way back to the 1896 season.
- The game had occurred annually from 1946 up until their previous meeting in 2014. The two teams were set to meet last season before COVID-19 altered both team's schedules.
- The Irish have won their last seven games against the Boilermakers, keeping the Shillelagh Trophy on campus since the 2008 season.
- The Irish currently hold all five of their traveling trophies (Jeweled Shillelagh, USC; Leahy Memorial Bowl, Boston College; Legends Trophy, Stanford and the Megaphone Trophy, Michigan State) and have had all five since the 2018 season.

## PURDUE - THE LAST TIME

- **September 13, 2014 - Notre Dame 30, Purdue 14:** Everett Golson was quick on his feet Saturday night. He had to be. With Amir Carlisle out with an injured right knee and an already short-handed defense getting even thinner, Golson did what he does best - tucked the ball and improvised. The senior quarterback scrambled for a 15-yard touchdown just before halftime to erase Notre Dame's first deficit of the season, kept a second-half TD drive going with a 17-yard completion on the run and helped the 11th-ranked Fighting Irish score the final 20 points to pull away from rival Purdue 30-14.
- Golson finished 25 of 40 for 259 yards with two touchdown passes and ran 18 times for a season-high 56 yards and one touchdown, the nifty scramble that gave Notre Dame the lead for good.
- The combination was good enough to send the Shillelagh Trophy back to South Bend, Indiana, for a seventh consecutive year, where it will stay until these teams resume the rivalry in 2020 following a five-year hiatus. The series has been played every year since 1946.

## SERIES HISTORY

**PURDUE (58-26-2)**

**H: 29-11-0; A: 28-14-2; N: 1-1-0**

**Brian Kelly Era: 5-0**

Location (BK Era)	Year	Score
Notre Dame Stadium	2010	ND 23, PUR 12
Ross-Ade Stadium	2011	ND 38, PUR 10
Notre Dame Stadium	2012	ND 20, PUR 17
Ross-Ade Stadium	2013	ND 31, PUR 24
Lucas Oil Stadium	2014	ND 30, PUR 14

## PURDUE CONNECTIONS

- Current NBC color analyst Drew Brees was the quarterback at Purdue from 1997-2000. He started three games against Notre Dame and was 1-2 in his career against the Irish. The Irish came out on top in both games at Notre Dame Stadium (31-30, 1998 and 23-21, 2000). Brees picked up his only win against the Irish in 1999 at home, 28-23.
- Current Purdue special teams coordinator Marty Biagi was a special teams analyst for the Irish during the 2016 season.

## AMONG THE NATIONS BEST

- Since the start of 2018, Notre Dame is 35-5 (.875). That rate ranks fourth among all teams who have made an appearance in the College Football Playoff since its inception in 2014.
- Among those teams, Notre Dame is one of just four teams that have totaled five or fewer losses since the beginning of 2018.
- The Irish are one of five teams who have made playoff appearances in multiple seasons.

School	Record Since 2018	Win Pct.
Alabama	40-3	.929
Clemson	40-4	.909
Ohio State	34-4	.895
<b>NOTRE DAME</b>	<b>35-5</b>	<b>.875</b>
Oklahoma	35-6	.854
Georgia	33-7	.825
LSU	31-9	.775
Oregon	27-9	.750
Washington	21-12	.636
Michigan State	18-17	.514
Florida State	14-22	.389

## IRISH IN THE POLLS

- The Irish check in this week at No. 12 in the AP Top 25 and No. 10 in the Coaches poll.
- Notre Dame has been ranked in the AP Top 25 for 65-consecutive weeks, the longest such streak for the Irish since the 1994 season (124 weeks).

Notre Dame - Consecutive Weeks Appearing in the AP Poll	Seasons
124	1987-1994
97	1969-1975
75	1942-1950
<b>65</b>	<b>2017-Current</b>
46	1952-1956
41	1964-1967

- The 65-week run currently ranks fourth among all FBS active streaks, which do not include teams who were not listed in the initial AP polls at the beginning of the 2020 season (Big Ten and Pac-12).

Team	Weeks	Seasons
Alabama	216	2008-21
Clemson	105	2014-21
Georgia	69	2017-21
<b>NOTRE DAME</b>	<b>65</b>	<b>2017-21</b>
Florida	48	2018-21
Cincinnati	31	2019-21

## CHASING ROCKNE

- Head coach **Brian Kelly** is in his 12th season at the helm of the Fighting Irish and is on the tail of one of the greatest coaches in team history.
- **Kelly** sits second all-time in wins at Notre Dame with 104\* and is just one win shy of tying Knute Rockne for the most all time in Notre Dame history.
- **Kelly** stands alone as the only Irish coach in history to post six seasons with 10 wins or more (2012\*, 2015, 2017, 2018, 2019 and 2020).
- **Kelly** is just the second coach in Notre Dame history to coach 12 or more years in South Bend (Rockne - 13).
- Last season, **Kelly** eclipsed the 100-win plateau after a 45-31 road win over Boston College, which tied Lou Holtz for second all-time in wins.
- The very next week, **Kelly** surpassed Holtz when the Irish defeated No. 19 North Carolina on the road, 31-17.

## SUNDAY'S BEST

- The Irish opened the 2021 season as the only college football game on Labor Day Sunday and they did not disappoint in their 41-38 overtime thriller over the Seminoles.
- Graduate student **Jonathan Doerer** hit a 41-yard field goal in the first overtime to clinch the win for the Irish. He was awarded the game ball following the game. He was also named a Lou Groza Award Star of the Week following his performance against the Seminoles.
- It was the first Irish win on the final play of the game since 2014 when the Irish defeated LSU in the Music City Bowl on a 32-yard Kyle Brindza field goal as time expired.
- Notre Dame recorded its first overtime road win in program history against the Seminoles. The Irish were previously 0-3 in road overtime games since it was adopted prior to the 1996 season.
- The Irish continued a number of streaks with their win Sunday night. They won their 33rd-consecutive game against an unranked opponent, which dates back to the 2016 season.
- Notre Dame also extended its regular season winning streak to 20-games against ACC opponents. The Irish are 24-1 against ACC foes in the regular season since the beginning of the 2017 season.
- The Irish also claimed their fifth-consecutive season opening win. Notre Dame improved to 10-2 under head coach **Brian Kelly** in season openers.
- Notre Dame tallied 41 points in the win, the most in a season-opener since 2017 when they scored 49 in the win over Temple.
- The Irish improved to 26-5-2 in true road games to open the season with the win. They have won four of their last five true road season-openers.
- Notre Dame has won 23-consecutive games when they have scored 40 or more points. The Irish are 37-2 all-time under Kelly when they score 40 or more points.



## HONORS &amp; AWARDS

**LB Bo Bauer (Jr.)**

- Reese's Senior Bowl Watch List

**P Jay Bramblett (Jr.)**

- Ray Guy Award Watch List

**QB Jack Coan (Gr.)**

- Johnny Unitas Golden Arm Award Watch List
- Davey O'Brien Award's Great 8 List (Week 1)
- Mayo Clinic Comeback Player of the Year Award Nominee

**WR Avery Davis (Gr.)**

- Team Captain
- Earl Campbell Tyler Rose Award Watch List
- Reese's Senior Bowl Watch List

**K Jonathan Doerer (Gr.)**

- Lou Groza Award Stars of the Week (Week 1)

**S Kyle Hamilton (Jr.)**

- Team Captain
- Walter Camp Preseason All-American First Team
- Associated Press Preseason All-American First Team
- Bednarik Award Watch List
- Paycom Jim Thorpe Award Preseason Watch List
- Nagurski Trophy Watch List
- Walter Camp Player of the Year Watch List
- Lott IMPACT Trophy Watch List
- Lott IMPACT Trophy Player of the Week (Week 1)

**DL Kurt Hinish (Gr.)**

- Team Captain

**OL Josh Lugg (Sr.)**

- Reese's Senior Bowl Watch List

**OL Cain Madden (Gr.)**

- Walter Camp Preseason All-American Second Team
- Associated Press Preseason All-American First Team
- Outland Trophy Watch List
- Rotary Lombardi Award Watch List
- Reese's Senior Bowl Watch List

**TE Michael Mayer (So.)**

- Biletnikoff Award Watch List
- John Mackey Award Watch List
- John Mackey Tight End of the Week (Week 2)

## JACK OF ALL TRADES

- Graduate student **Jack Coan** had one of the best games of his collegiate career as he set career highs with 366 yards and four touchdowns along with tying a career high with 26 completions in the win over Florida State.
- The 366 yards set a Notre Dame record for most passing yards in a season-opening game. The previous record was held by current offensive coordinator **Tommy Rees** when he threw for 346 yards against Temple in 2013.
- **Coan** also tied the Notre Dame record for most passing touchdowns in a season-opener with four. He tied with Jimmy Clausen (2009) and Ron Powlus (1994).
- His 366 yards ranked fifth nationally for Week 1 and he was the only quarterback in the Top-5 who had a true road game.
- He became the eighth-straight quarterback to record a win in their first start with the Irish, a streak dating back to the 2007 season.
- On the first drive of the game, **Coan** connected with **Michael Mayer** for a 41-yard touchdown pass on fourth-and-one to give the Irish an early 7-0 advantage just over two minutes into the game.
- **Coan** got the Irish back in front when he hit **Joe Wilkins Jr.**, for a 23-yard touchdown pass with 2:25 remaining in the first half.
- After falling behind in the beginning of the third quarter, **Coan** brought the Irish back ahead on the very next drive. He went 3-for-3 on the ensuing drive and capped it with a 37-yard touchdown pass to **Kevin Austin Jr.**, on third-and-one.
- His fourth touchdown pass of the night came on the next drive in the third quarter where he went 4-for-4 for 79 yards. Facing third and goal, he hit **Kyren Williams** in the flat for a six-yard touchdown pass.
- All four of his touchdown passes came on third or fourth down.

## THE MAYER OF TALLAHASSEE

- Sophomore tight end **Michael Mayer** did not waste any time making an impact this season for the Irish, as he was the main target on their very first drive of the season.
- One the first play from scrimmage, Coan hit Mayer in the flat for a 25-yard pass. Four plays later, the pair connected on a 41-yard touchdown pass on fourth-and-one to put the Irish ahead 7-0. The 41-yard reception was a career best mark for Mayer.
- At the half, Mayer had five receptions for 89 yards. The 89 yards had already bested his previous career high mark of 73 yards.
- He finished the game with 120 receiving yards for his first 100-yard game of his career.
- He was the first Irish tight end to record a 100-yard game since Cole Kmet had 108 yards against Georgia in 2019.

- He finished the night with career-best marks in receptions (nine) and yards (120).
- The 120 yards receiving was the most by an Irish tight end since Sept. 11, 2010 when Kyle Rudolph hauled in 164 yards against Michigan.
- It also ranks fifth all-time in Notre Dame history for most receiving yards in a single game by a tight end.
- He tied for the NCAA lead for receiving yards among tight ends in Week 1. He was the only player tied for the lead who played in a true road game.

## I AM KYLE HAMILTON

- Junior safety Kyle Hamilton made his presence known in the season opening win over the Seminoles.
- He recorded two interceptions for the first multi-interception game of his career. He also totaled six tackles on the night.
- Hamilton was tied for the lead nationally for interceptions during Week 1. He was just one of two players to have two interceptions in true road games.
- He is the first Irish to record two interceptions in a game since Alohi Gillman had two against Syracuse in 2018.
- After both interceptions, the Irish offense scored a touchdown.

## 2021 CAPTAINS

- Dick Corbett Head Football Coach Brian Kelly announced seven team captains for Notre Dame's 2021 football campaign this fall. They include Avery Davis, Kyle Hamilton, Kurt Hinish, Jarrett Patterson, Myron Tagovailoa-Amosa, Drew White and Kyren Williams. All seven players were SWAT captains during the summer workouts.
- The seven captains tie for the most in a single season in Notre Dame history. The Irish named seven captains prior to the 2017 and 2019 seasons.

## RUN IT BACK

- The Irish return a stable of experienced running backs heading into the 2021 season.
- Led by the 2020 Second Team All-American and ACC Rookie of the Year **Kyren Williams**, the Irish return 2,010 rushing yards from the previous season.
- **Chris Tyree** and **C'Bo Flemister** round out the running back group returning from last season and the trio all had at least one 100-yard rushing game in 2020.
- The Irish were one of three Power 5 teams to have 100-yard rushing performances from three or more players.
- The Irish were one of just two schools to have three separate running backs achieve that feat in 2020.
- Tyree and Williams were the first 100-yard rushing



## HONORS & AWARDS, CONT.

### OL Jarrett Patterson (Sr.)

- Team Captain
- Associated Press Preseason All-American Second Team
- Rimington Trophy Watch List
- Outland Trophy Watch List
- Rotary Lombardi Award Watch List

### DL Myron Tagovailoa-Amosa (Gr.)

- Team Captain
- Allstate AFCA Good Works Team Nominee
- Nagurski Trophy Watch List
- Wuerffel Trophy Watch List
- Reese's Senior Bowl Watch List
- Polynesian College Player of the Year Award Watch List

### LS Michael Vinson

- Patrick Mannelly Award Watch List

### RB Kyren Williams (So.)

- Team Captain
- Associated Press Preseason All-American First Team
- Maxwell Award Watch List
- Doak Walker Award Candidate
- Paul Hornung Award Watch List
- Walter Camp Player of the Year Watch List

### LB Drew White (Sr.)

- Team Captain
- Reese's Senior Bowl Watch List

tandem for the Irish since 2017 against Southern Cal when Josh Adams and Brandon Wimbush both rushed for over 100-yards in the win.

- Tyree also went over the 100-yard plateau in the regular season finale against Syracuse. He busted off a 94-yard run for a touchdown which was the longest rushing play of the season for an Irish player. It is the longest rush since Dexter Williams scampered for a 97-yard touchdown against Virginia Tech in 2018.
- Flemister went over the 100-yard mark in the 52-0 win over South Florida. He rushed for 127 yards on the afternoon to break the 100-yard mark for the first time in his career.

## NEW SHERIFF IN TOWN

- After spending four years at Wisconsin to begin his collegiate career, graduate student Jack Coan transferred to the Irish in the Spring of 2021.
- He played in 25 games for the Badgers, and made 18 starts to finish with a 12-6 career record.
- Coan finished his career at UW third all-time in completion percentage (68%) and third in pass efficiency rating (144.7).
- Prior to this season, Coan was named to the Johnny Unitas Golden Arm Award Watch List.

## CHANGING OF THE GUARD

- After having one of the most experienced offensive lines in the country in 2020, the Irish have a number of new faces on the line this year.
- **Jarrett Patterson** and **Josh Lugg** are the two most experienced lineman returning from the 2020 squad.
- Patterson, a team captain for 2021, has made 22 career starts in his career and is coming off a 2020 season where he was named an honorable mention All-American by Phil Steele.
- Heading into this season, Patterson was named to the Rimington Trophy, Outland Trophy and Rotary Lombardi Award Watch Lists.
- Lugg has played in 38 games and made nine starts on the line.
- In 2020, he played in 11 of 12 games and made three starts for the offensive line that was a finalist for the Joe Moore Award.
- Prior to this season, Lugg was one of six Irish named to the Reese's Senior Bowl Watch List.
- An impact transfer who will help the Irish on the offensive line is **Cain Madden** who joins the Irish from Marshall.
- Madden was a 2020 Walter Camp Second Team All-American and an AP Second Team All-American.
- He started 9-of-10 games for the Thundering Herd in 2020 and the offensive line paved the way for Marshall to outrush their opponents in 7-of-10 games and outpass

opponents in six.

- Prior to the 2021 season, Madden has earned preseason All-American honors from Walter Camp (first team) and the Associated Press (second team). He was also named to the Outland Trophy and Rotary Lombardi Award Watch Lists.

## DEEP DEFENSIVE LINE

- Even after losing two starters from last year to the NFL Draft, the Irish bring back some of their most experienced players on the defensive line.
- Graduate student **Kurt Hinish** is the most experienced player returning on the team as he has played 52 games in his career, starting in 27-consecutive games over the past three seasons.
- In 2020, Hinish had the best season of his career with a career-best 19 tackles, 7.5 tackles-for-loss and 2.0 sacks.
- Hinish was one of the seven captains named prior to the 2021 season.
- Fellow graduate student **Myron Tagovailoa-Amosa** also brings a wealth of experience back on the line as he has logged 40 games played and 22 starts in his career.
- In 2020, Tagovailoa-Amosa posted career-high numbers with six tackles-for-loss and 2.5 sacks. After the season, he earned second team All-ACC honors.
- Heading into 2021, he joined Hinish in being named one of the seven team captains.
- Tagovailoa-Amosa is also on a number of watch lists heading into the season including the Nagurski Trophy, Wuerffel Trophy, Reese's Senior Bowl and Polynesian Player of the Year. He was also named to the AFCA Good Works Team this preseason.

## SUPER SECONDARY

- As with much of the Irish defense, experience reigns key, especially with the secondary unit.
- Leading the secondary cast is junior **Kyle Hamilton** who has played and started in 26-of-27 games through his first three seasons.
- In 2020, Hamilton led the defense with 63 tackles, including 51 solo. He was also one of seven defenders to tally an interception on the season.
- After the season, Hamilton earned All-American honors from the Football Writers Association (first team), Phil Steele (first team), the American Football Coaches Association (second team), Walter Camp (second team) and The Athletic (second team).
- 2021 is no different in terms of accolades for Hamilton. He was named a preseason first team All-American by Walter Camp and the Associated Press.
- Hamilton is also on a number of preseason watch lists including Bednarik Award, Thorpe Award, Nagurski Trophy, Lott IMPACT Trophy and Walter Camp Player of

the Year Watch List.

- Fellow safety **Houston Griffith** joins Hamilton in bringing experience back to the secondary.
- Griffith has played in 38 games in his Irish career, including each game over the past three seasons.
- Last season, Griffith tied a career-best with 14 tackles, including a career-high 13 solo tackles.
- Sophomore **Clarence Lewis** burst onto the scene in his freshman season in 2020.
- He played in all 12 games last year and made six starts, including earning a start in just his second collegiate game.
- He earned ACC Defensive Back of the Week honors after recording a career-best 12 tackles and one forced fumble in the regular-season-finale win against Syracuse.
- The 12 tackles were the most by an Irish player since Julian Love had 12 in 2018 against Southern Cal.
- After the season, Lewis was named a second team Freshman All-American by The Athletic.

## LETHAL LINEBACKERS

- Senior captain **Drew White** leads the group of returning linebackers back who look to thrive in Marcus Freeman's new defense.
- White has played in 31 career games and made starts in 26 of the last 27 games for the Irish.
- He earned the game ball in Notre Dame's road win over No. 19 North Carolina, after posting five tackles, 2.0 tackles-for-loss, 0.5 sacks and one pass breakup.
- White led the Irish with nine tackles in the College Football Playoff Semifinal Game against Alabama.
- Heading into this season, he was named a team captain and is on the Reese's Senior Bowl Watch List.
- Sophomore **Jack Kiser** adds to the Irish depth at linebacker after coming onto the scene in 2020 against South Florida.
- In his first career start, he led the Irish with eight tackles (seven solo) and added 2.0 tackles-for-loss and one QB hurry. After the game, Kiser was awarded the game ball.
- Another sophomore in the mix at linebacker is **JD Bertrand**.
- Bertrand played in 11 games last season, mainly on special teams. He has played in 15 games over the past two seasons.

## NOTRE DAME ACC SCHEDULING AGREEMENT

- In a partnership that began in 2014, the University of Notre Dame and the Atlantic Coast Conference agreed to schedule the Irish to play, on average, five ACC opponents each season. Originally scheduled through the 2025 season, the games have now been scheduled through the 2037 campaign.
- Notre Dame is 32-7 (.821) against ACC opponents since the scheduling agreement began during the 2014 season:

Year	Opponent	H/A/N	W/L	Score
2014	Syracuse	N	W	31-15
2014	North Carolina	H	W	50-43
2014	Florida State	A	L	27-31
2014	Louisville	H	L	28-31
2015	Virginia	A	W	34-27
2015	Georgia Tech	H	W	30-22
2015	Clemson	A	L	22-24
2015	Pittsburgh	A	W	42-30
2015	Wake Forest	H	W	28-7
2015	Boston College	N	W	16-13
2016	Duke	H	L	35-38
2016	Syracuse	N	W	50-33
2016	NC State	A	L	3-10
2016	Miami	H	W	30-27
2016	Virginia Tech	H	L	31-34
2017	Boston College	A	W	49-20
2017	North Carolina	A	W	33-10
2017	NC State	H	W	35-14
2017	Wake Forest	H	W	48-37
2017	Miami	A	L	8-41
2018	Wake Forest	A	W	56-27
2018	Virginia Tech	A	W	45-23
2018	Pittsburgh	H	W	19-14
2018	Florida State	H	W	42-13
2018	Syracuse	N	W	36-3
2019	Louisville	A	W	35-17
2019	Virginia	H	W	35-20
2019	Virginia Tech	H	W	21-20
2019	Duke	A	W	38-7
2019	Boston College	H	W	40-7
2020~	Duke	H	W	27-13
2020~	Florida State	H	W	42-26
2020~	Louisville	H	W	12-7
2020~	Pittsburgh	A	W	45-3
2020~	Georgia Tech	A	W	31-13
2020~	Clemson	H	W	47-40 (20T)
2020~	Boston College	A	W	45-31
2020~	North Carolina	A	W	31-17
2020~	Syracuse	H	W	45-21
2021	Florida State	A	W	41-38 (OT)

- In 2020, the Irish went 9-0 in ACC play, with wins over Duke, Florida State, Louisville, Pitt, Georgia Tech, Clemson, Boston College, North Carolina and Syracuse.
- In 2019, the Irish went undefeated against the ACC, beating Louisville, Virginia, Virginia Tech, Duke and Boston College as part of the scheduling agreement.
- The Irish improved to 24-1 in regular-season games against Atlantic Coast Conference opponents over the last four seasons (2017-21).
- Notre Dame has won nine-straight ACC road games and 12-consecutive ACC home games.
- There have been, and in the future there will be, seasons when the Irish face just four ACC opponents but will eventually even out the agreement by facing six ACC teams in another year (this occurred in 2014 and 2015 and is set to occur in 2021-22 and 2022-23).

## NOTRE DAME ACC FUTURE SCHEDULES

Year	Opponent	H/A/N
2021	Virginia Tech	A
2021	North Carolina	H
2021	Virginia	H
2021	Georgia Tech	H
2022	North Carolina	A
2022	Syracuse	A
2022	Boston College	H
2022	Clemson	H
2023	NC State	A
2023	Duke	A
2023	Louisville	A
2023	Wake Forest	H
2023	Clemson	A
2023	Pittsburgh	H
2024	Miami	H
2024	Georgia Tech	A
2024	Florida State	H
2024	Virginia	H
2025	Miami	A
2025	NC State	H
2025	Boston College	A
2025	Pittsburgh	A
2025	Syracuse	H
2026	Florida State	A
2026	Louisville	H
2026	North Carolina	A
2026	Syracuse	H
2026	Virginia	H
2027	Clemson	A
2027	Duke	A
2027	Georgia Tech	H
2027	Virginia Tech	H
2027	Wake Forest	A
2028	Boston College	H
2028	Clemson	H
2028	Miami	H
2028	Pittsburgh	A
2028	Virginia Tech	A
2029	Florida State	A
2029	Georgia Tech	H
2029	NC State	A
2029	Syracuse	A
2029	Wake Forest	H

2030	Boston College	A
2030	Duke	H
2030	Florida State	H
2030	Louisville	A
2030	North Carolina	H
2031	*Clemson	A
2031	Miami	H
2031	North Carolina	A
2031	NC State	H
2031	Virginia	A
2032	Florida State	H
2032	Georgia Tech	A
2032	Louisville	H
2032	Miami	A
2032	Wake Forest	H
2033	Boston College	A
2033	Duke	A
2033	Louisville	A
2033	Pittsburgh	H
2033	Virginia Tech	H
2034	Clemson	H
2034	Miami	A
2034	Pittsburgh	A
2034	Syracuse	H
2034	Virginia	H
2035	Boston College	H
2035	Duke	H
2035	Louisville	A
2035	NC State	A
2035	Virginia	A
2036	Florida State	H
2036	Georgia Tech	A
2036	North Carolina	A
2036	Pittsburgh	H
2036	*Virginia Tech	A
2037	Clemson	A
2037	Miami	H
2037	NC State	H
2037	Syracuse	A
2037	Wake Forest	A

~~ Irish received new schedule as part of 2020 ACC membership





## IRISH VS. THE BIG 10 CONFERENCE

Team	Home				Away				Neutral				Overall			
	W	L	T	%	W	L	T	%	W	L	T	%	W	L	T	%
Illinois	5	0	0	100	6	0	1	.923	0	0	0	0	11	0	1	.958
Indiana	13	1	1	.900	6	3	0	.667	4	1	0	.800	23	5	1	.810
Iowa	7	3	2	.667	6	5	1	.542	0	0	0	0	13	8	3	.604
Maryland	0	0	0	0	0	0	0	0	2	0	0	100	2	0	0	100
Michigan^	11	9	1	.548	7	15	0	.318	0	1	0	0	18	25	1	.420
Michigan State^	29	14	0	.674	20	15	1	.569	0	0	0	0	49	29	1	.627
Minnesota	1	0	1	.750	3	0	0	100	0	0	0	0	4	0	1	.900
Nebraska	3	1	0	.750	4	6	1	.409	0	0	0	0	7	8	1	.469
Northwestern	16	5	0	.762	19	4	1	.813	3	0	1	.875	38	9	2	.796
Ohio State	1	1	0	.500	1	1	0	.500	0	2	0	0	2	4	0	.333
Penn State	5	3	0	.625	2	6	1	.278	2	0	0	100	9	9	1	.500
<b>Purdue^</b>	<b>29</b>	<b>11</b>	<b>0</b>	<b>.725</b>	<b>28</b>	<b>14</b>	<b>2</b>	<b>.659</b>	<b>1</b>	<b>1</b>	<b>0</b>	<b>.500</b>	<b>58</b>	<b>26</b>	<b>2</b>	<b>.686</b>
Rutgers^	2	0	0	100	1	0	0	100	2	0	0	100	5	0	0	100
<b>Wisconsin</b>	<b>3</b>	<b>1</b>	<b>0</b>	<b>.750</b>	<b>4</b>	<b>3</b>	<b>2</b>	<b>.556</b>	<b>1</b>	<b>2</b>	<b>0</b>	<b>.333</b>	<b>8</b>	<b>6</b>	<b>2</b>	<b>.563</b>
TOTAL	125	49	5	.712	107	72	10	.593	15	7	1	.674	247	128	16	.652

^ - Includes 20 regular-season wins and two postseason appearances vacated under discretionary NCAA penalty.

## NOTRE DAME OPPONENT UPDATE

Rk	Team	Record	Last Week	This Week	Next Week
		0-2 0-0 in ACC	L, 17-20 vs. Jacksonville St.	at Wake Forest 3:30 p.m. ET	vs. Louisville TBD
RV/NR		1-1 0-0 in MAC	L, 29-32 at Notre Dame	vs. Colorado State 4 p.m. ET	at Ball State TBD
		2-0 0-0 in B1G	W, 49-0 at UConn	at Notre Dame 2:30 p.m. ET	vs. Illinois TBD
18/17		1-1 0-1 in B1G	W, 34-7 vs. E. Michigan	Bye	vs. Notre Dame Noon ET
8/8		2-0 0-0 in AAC	W, 42-7 vs. Murray State	at Indiana Noon ET	Bye
15/15		2-0 1-0 in ACC	W, 35-14 vs. Middle Tenn.	at West Virginia Noon ET	vs. Richmond TBD
RV/RV		1-1 0-1 in Pac-12	L, 28-42 vs. Stanford	at Washington State 3:30 p.m. ET	vs. Oregon State TBD
21/19		1-1 0-1 in ACC	W, 59-17 vs. Georgia State	vs. Virginia 7:30 p.m. ET	at Georgia Tech TBD
		0-2 0-0 in AAC	L, 3-23 vs. Air Force	Bye	at Houston TBD
NR/RV		2-0 0-0 in ACC	W, 42-14 vs. Illinois	at North Carolina 7:30 p.m. ET	vs. Wake Forest 7 p.m. ET
		1-1 0-0 in ACC	W, 45-17 vs. Kennesaw St.	at Clemson 3:30 p.m. ET	vs. North Carolina TBD
RV/RV		1-1 1-0 in Pac-12	W, 42-28 at Southern Cal	vs. Vanderbilt 8 p.m. ET	vs. UCLA TBD



### ASSOCIATED PRESS TOP 25 - September 12, 2021

Rk	Team (1st Place Votes)	Rec.	Points	Trend
1	Alabama (60)	2-0	1572	—
2	Georgia (3)	2-0	1514	—
3	Oklahoma	2-0	1402	+1
4	Oregon	2-0	1355	+8
5	Iowa	2-0	1,263	+5
6	Clemson	1-1	1246	—
8	Texas A&M	2-0	1206	-2
<b>8</b>	<b>Cincinnati</b>	<b>2-0</b>	<b>1149</b>	<b>-1</b>
9	Ohio State	1-1	1029	-6
10	Penn State	2-0	1005	+1
11	Florida	2-0	935	+2
<b>12</b>	<b>NOTRE DAME</b>	<b>2-0</b>	<b>926</b>	<b>-4</b>
13	UCLA	2-0	804	+3
14	Iowa State	1-1	593	-5
<b>15</b>	<b>Virginia Tech</b>	<b>2-0</b>	<b>591</b>	<b>+4</b>
16	Coastal Carolina	2-0	562	+1
17	Ole Miss	2-0	550	+3
<b>18</b>	<b>Wisconsin</b>	<b>1-1</b>	<b>499</b>	<b>—</b>
19	Arizona State	2-0	347	+4
<b>20</b>	<b>Arkansas</b>	<b>2-0</b>	<b>277</b>	<b>NR</b>
<b>21</b>	<b>North Carolina</b>	<b>1-1</b>	<b>268</b>	<b>+3</b>
22	Auburn	2-0	233	+3
23	BYU	2-0	213	NR
24	Miami	1-1	177	-2
25	Michigan	2-0	163	NR

**Others receiving votes:** UCF 111, TCU 103, Liberty 52, Michigan State 44, **USC 39**, Indiana 34, LSU 31, Kansas State 30, Nevada 28, Oklahoma State 27, Texas 23, Maryland 14, Kentucky 13, Pittsburgh 13, **Stanford 10**, Utah 9, Boston College 8, Arizona 6, Fresno State 2, **Toledo 2**, Texas Tech 2, Army 1

### COACHES POLL TOP 25- September 12, 2021

Rk	Team (1st Place Votes)	Rec.	Points	Trend
1	Alabama (64)	2-0	1624	—
2	Georgia (1)	2-0	1558	—
3	Oklahoma	2-0	1454	+1
4	Oregon	2-0	1356	+7
5	Texas A&M	2-0	1307	—
6	Clemson	1-1	1279	—
7	Iowa	2-0	1165	+5
<b>8</b>	<b>Cincinnati</b>	<b>2-0</b>	<b>1114</b>	<b>—</b>
9	Florida	2-0	1095	—
<b>10</b>	<b>NOTRE DAME</b>	<b>2-0</b>	<b>1059</b>	<b>-3</b>
11	Ohio State	1-1	1041	-8
12	Penn State	2-0	995	+1
13	UCLA	2-0	787	+3
14	Iowa State	1-1	611	-4
<b>15</b>	<b>Virginia Tech</b>	<b>2-0</b>	<b>591</b>	<b>+6</b>
16	Ole Miss	2-0	546	+4
<b>17</b>	<b>Wisconsin</b>	<b>1-1</b>	<b>537</b>	<b>—</b>
18	Coastal Carolina	2-0	492	+1
<b>19</b>	<b>North Carolina</b>	<b>1-1</b>	<b>300</b>	<b>+3</b>
20	Auburn	2-0	264	+6
21	Arizona State	2-0	246	+4
22	Oklahoma State	2-0	222	+1
23	BYU	2-0	213	+8
24	Arkansas	2-0	196	+20
25	Michigan	2-0	180	+2

**Others receiving votes:** Miami 137; **Southern California 99**; Central Florida 65; Michigan State 63; Liberty 63; Texas Christian 57; Pittsburgh 52; Kentucky 50; Utah 41; Texas 36; Kansas State 28; Indiana 28; Louisiana State 26; Boston College 22; Nevada 18; Fresno State 13; Southern Methodist 10; Rutgers 10; UL Lafayette 9; San Diego State 9; Mississippi State 9; Army 9; Tulane 6; Maryland 6; San Jose State 5; NC State 5; **Virginia 4**; Marshall 4; Stanford 3; Air Force 3; Texas-San Antonio 1; Memphis 1; Boise State 1.

**GAME 1**

Sept. 5, 2021 | Doak Campbell Stadium  
Attend: 68,316 | TV: ABC



(9/7) <b>NOTRE DAME</b>	<b>41</b>
(--/RV) <b>FLORIDA STATE</b>	<b>38</b>

**TALLAHASSEE, Fla.** — The No. 9 ranked Notre Dame football team (1-0) outlasted the Florida State Seminoles (0-1), 41-38, in overtime Sunday night at Doak Campbell Stadium. Jonathan Doerer hit a 41-yard field goal to clinch the game in the first overtime after Florida State missed their field goal attempt. Quarterback Jack Coan had a historic first start for the Irish, setting program records for passing yards (366) and tying the program record for touchdowns (4) in a season-opening game.

**SCORE BY QUARTERS**

	1	2	3	4	OT	FINAL
Notre Dame	7	10	21	0	3	41
Florida State	7	7	6	18	0	38

**SCORING SUMMARY**

<b>1st 12:49 ND</b>	#87 M. Mayer 41 yd pass from #17 J. Coan (#39 J. Doerer kick), 5-75, 02:11; ND 7, FSU 0
<b>1st 05:12 FSU</b>	#0 J. Corbin 89 yd rush (#88 R. Fitzgerald kick), 2-89, 00:19; ND 7, FSU 7
<b>2nd 10:05 FSU</b>	#13 J. Travis 2 yd rush (#88 R. Fitzgerald kick), 4-45, 01:39; ND 7, FSU 14
<b>05:02 ND</b>	#39 J. Doerer 48 yd FG, 10-46, 05:03; ND 10, FSU 14
<b>02:21 ND</b>	#5 J. Wilkins 23 yd pass from #17 J. Coan (#39 J. Doerer kick), 5-48, 01:24; ND 17, FSU 14
<b>3rd 13:36 FSU</b>	#22 J. Douglas 60 yd pass from #13 J. Travis (kick missed), 3-63, 01:14; ND 17, FSU 20
<b>11:52 ND</b>	#4 K. Austin 37 yd pass from #17 J. Coan (#39 J. Doerer kick), 4-75, 01:44; ND 24, FSU 20
<b>07:05 ND</b>	#23 K. Williams 6 yd pass from #17 J. Coan (#39 J. Doerer kick), 7-69, 04:17; ND 31, FSU 20
<b>04:37 ND</b>	#25 C. Tyree 1 yd rush (#39 J. Doerer kick), 3-32, 01:02; ND 38, FSU 20
<b>4th 13:47 FSU</b>	#7 A. Parchment 8 yd pass from #13 J. Travis (#6 K. Helton pass from #13 J. Travis), 15-75, 05:50; ND 38, FSU 28
<b>05:36 FSU</b>	#8 T. Ward 2 yd rush (#88 R. Fitzgerald kick), 12-88, 04:43; ND 38, FSU 35
<b>00:40 FSU</b>	#88 R. Fitzgerald 43 yd FG, 10-46, 03:35; ND 38, FSU 38
<b>OT1 00:00 ND</b>	#39 J. Doerer 41 yd FG, 4-2; ND 41, FSU 38

**TEAM STATISTICS**

	ND	FSU
FIRST DOWNS	17	19
RUSHES-YARDS (NET)	35-65	48-264
PASSING YARDS (NET)	366	178
Passes Comp-Att-Int	26-35-1	14-26-3
TOTAL OFFENSE PLAYS-YARDS	70-431	74-442
Fumble Returns-Yards	0-0	0-0
Punt Returns-Yards	1-4	0-0
Kickoff Returns-Yards	0-0	3-72
Interception Returns-Yards	3-4	1-5
Punts (Number-Avg)	6-39.3	4-42.8
Fumbles-Lost	2-0	2-0
Penalties-Yards	5-38	9-54
Possession Time	30:50	29:10
Third-Down Conversions	6-17	7-16
Fourth-Down Conversions	1-2	1-2
Red-Zone Scores-Chances	2-2	3-4
Sacks By: Number-Yards	5-34	4-16

**Rushing: Notre Dame-** Kyren Williams 18-42 Chris Tyree 7-31, Jack Coan 9--3, TEAM 1--5. **Florida State-** Jashaun Corbin 15-144, Treshaun Ward 11-76, Lawrence Toafili 6-34, Jordan Travis 12-9, McKenzie Milton 3-6, TEAM 1--5.

**Passing: Notre Dame-** Jack Coan 26-35-1-366. **Florida State-** Jordan Travis 9-19-3-130, McKenzie Milton 5-7-0-48.

**Receiving: Notre Dame-** Michael Mayer 9-120, Kyren Williams 6-83, Kevin Austin 4-91, Chris Tyree 4-10, Braden Lenzy 2-39, Joe Wikins 1-23. **Florida State-** Keyshawn Helton 4-53, Ja'Khi Douglas 3-80, Jashuan Corbin 3-6, Malik McClain 1-21, Darion Williamson 1-12, Andrew Parchment 1-8, Ontario Wilson 1--2.

**Interceptions: Notre Dame-** Kyle Hamilton 2-0, Clarence Lewis 1-4. **Florida State-** Travis Jay 1-5.

**Fumbles: Notre Dame-** Team 2-0. **Florida State-** Team 2-0.

🐦 @NDFootball 📺 /NDFootball 📷 @NDFootball 📞 @NDFBRecruiting

**GAME 2**

Sept. 11, 2021 | Notre Dame Stadium  
Attend: 62,009 | TV: Peacock



<b>TOLEDO</b>	<b>29</b>
(8/7) <b>NOTRE DAME</b>	<b>32</b>

**SOUTH BEND, Ind.** — The No. 8/7 ranked Notre Dame football team (2-0) had a flair for the dramatics in its 32-29 come-from-behind win over Toledo (1-1) Saturday afternoon at Notre Dame Stadium. With the Irish trailing by five with 1:35 left, Jack Coan took the Irish down the field in three plays and connected with Michael Mayer on the game-winning 18-yard touchdown pass with 1:09 left.

**SCORE BY QUARTERS**

	1	2	3	4	Final
Toledo	6	10	0	13	29
Notre Dame	7	7	0	18	32

**SCORING SUMMARY**

<b>1st 12:45 ND</b>	#87 M. Mayer 4 yd pass from #17 J. Coan (#39 J. Doerer kick), 6-75, 02:15; UT 0, ND 7
<b>10:06 UT</b>	#17 T. Cluckey 31 yd FG, 7-69, 02:32; UT 3, ND 7
<b>04:14 UT</b>	#17 T. Cluckey 32 yd FG, 6-42, 02:49; UT 6, ND 7
<b>2nd 09:21 ND</b>	#23 K. Williams 43 yd rush (#39 J. Doerer kick), 5-96, 02:13; UT 6, ND 14
<b>01:04 UT</b>	#17 T. Cluckey 23 yd FG, 10-35, 04:00; UT 9, ND 14
<b>00:46 UT</b>	#13 C. McDonald Jr. 27 yd interception return (#17 T. Cluckey kick), 00:12; UT 16, ND 14
<b>4th 12:25 ND</b>	#39 J. Doerer 48 yd FG, 13-55, 06:11; UT 16, ND 17
<b>10:57 ND</b>	#25 C. Tyree 55 yd pass from #12 T. Buchner (#39 J. Doerer kick), 1-55, 00:09; UT 16, ND 24
<b>07:48 UT</b>	#22 B. Koback 8 yd pass from #2 C. Bradley (#22 B. Koback pass from #2 C. Bradley failed), 6-89, 03:03; UT 22, ND 24
<b>01:35 UT</b>	#7 D. Finn 26 yd rush (#17 T. Cluckey kick), 7-73, 01:51; UT 29, ND 24
<b>01:09 ND</b>	#87 M. Mayer 18 yd pass from #17 J. Coan (#23 K. Williams pass from #3 A. Davis), 3-75, 00:26; UT 29, ND 32

**TEAM STATISTICS**

	UT	ND
FIRST DOWNS	16	27
RUSHES-YARDS (NET)	30-124	39-132
PASSING YARDS (NET)	229	317
Passes Comp-Att-Int	20-33-0	24-36-1
TOTAL OFFENSE PLAYS-YARDS	63-353	75-449
Fumble Returns-Yards	1-2	0-0
Punt Returns-Yards-TD	0-0	0-0
Kickoff Returns-Yards	3-58	1-19
Interception Returns-Yards	1-27	0-0
Punts (Number-Avg)	7-45.4	3-49.3
Fumbles-Lost	1-1	2-2
Penalties-Yards	11-99	3-27
Possession Time	30:04	29:56
Third-Down Conversions	7-17	8-14
Fourth-Down Conversions	0-0	0-1
Red-Zone Scores-Chances	4-4	2-2
Sacks By: Number-Yards	6-37	5-25

**Rushing: Toledo-** Bryant Koback 20-114, Dequan Finn 2-24, Micah Kelly 1-4, Jacquez Stuart 2-3, Carter Bradley 5--21. **Notre Dame-** Kyren Williams 16-78, Tyler Buchner 7-68, Chris Tyree 7-12, TEAM 1--2, Jack Coan 8--24.

**Passing: Toledo-** Carter Bradley 18-28-1-221, Dequan Finn 2-5-0-8. **Notre Dame-** Jack Coan 21-33-1-239, Tyler Buchner 3-3-1-78.

**Receiving: Toledo-** Devin Maddox 9-135, Isaiah Winstead 4-44, Bryant Koback 3-16, Jerjuan Newton 1-13, Drew Rosi 1-9, Bryce Mitchell 1-7, Jacquez Stuart 1-5. **Notre Dame-** Michael Mayer 7-81, Kevin Austin 4-63, Avery Davis 3-29, Kyren Williams 3-25, Chris Tyree 2-63, Braden Lenzy 2-33, Joe Wilkins 1-14, Deion Colzie 1-7, Lorenzo Style Jr. 1-2.

**Interceptions: Toledo-** Chris McDonald Jr. 1-27. **Notre Dame-** None.

**Fumbles: Toledo-** Carter Bradley 1-1. **Notre Dame-** Kyren Williams 1-1, Jack Coan 1-1.





## IRISH IN THE NFL (As of September 12)

Player	Team	Pos.	Notes
Josh Adams	NY Jets	RB	Fourth season
Aaron Banks	San Francisco	OL	First season
Alex Bars	Chicago	OL	Third season
Asmar Bilal	Las Vegas	LB	Second season
Ian Book	New Orleans	QB	First season
Miles Boykin	Baltimore	WR	Third season (injured reserve)
Chase Claypool	Pittsburgh	WR	Second season
Scott Daly	Detroit	LS	Second season
Sheldon Day	Cleveland	DT	Sixth season (practice squad)
Liam Eichenberg	Miami	OL	First season
Jalen Elliott	Detroit	DB	Third season (practice squad)
Matthias Farley	Tennessee	S	Sixth season
Will Fuller V	Miami	WR	Sixth season
Alohi Gilman	LA Chargers	S	Second season
Robert Hainsey	Tampa Bay	OL	First season
Daelin Hayes	Baltimore	DL	First season
J.J. Jansen	Carolina	LS	14th season
Jamir Jones	Pittsburgh	DL	Second season
Tony Jones, Jr.	New Orleans	RB	Second season
Khalid Kareem	Cincinnati	DL	Second season (injured reserve)
Cole Kmet	Chicago	TE	Second season
Tommy Kraemer	Detroit	OL	First season (practice squad)
Julian Love	NY Giants	CB	Third season
Nick Martin	Las Vegas	C	Sixth season
Zack Martin	Dallas	OG	Eighth season
Nick McCloud	Cincinnati	CB	First season
Mike McGlinchey	San Francisco	OT	Fourth season

## IRISH IN THE NFL (As of September 12)

Player	Team	Pos.	Notes
Javon McKinley	Detroit	WR	First season (practice squad)
Sam Mustipher	Chicago	OL	Third season
Quenton Nelson	Indianapolis	OG	Fourth season
Ade Ogundeji	Atlanta	DL	First season
Julian Okwara	Detroit	DL	Second season
Romeo Okwara	Detroit	DE	Sixth season
Jeremiah Owusu-Koramoah	Browns	LB	First season
Troy Pride, Jr.	Carolina	CB	Second season (injured reserve)
Isaac Rochell	Indianapolis	DT	Fifth season
Kyle Rudolph	NY Giants	TE	11th season
KeiVarae Russell	New Orleans	CB	Fifth season (practice squad)
Ben Skowronek	LA Rams	WR	First season
Harrison Smith	Minnesota	FS	10th season
Jaylon Smith	Dallas	ILB	Sixth season
Durham Smythe	Miami	TE	Fourth season
Ronnie Stanley	Baltimore	OT	Sixth season
Eq. St. Brown	Green Bay	WR	Fourth season (practice squad)
Jerry Tillery	LA Chargers	DT	Third season
Drue Tranquill	LA Chargers	LB	Third season
Tommy Tremble	Carolina	TE	First season
Stephon Tuitt	Pittsburgh	DE	Eighth season (injured reserve)
Dexter Williams	NY Giants	RB	Third season

## NFL DRAFT

- With nine players selected in the 2021 NFL Draft, Notre Dame Football has totaled 520 draft picks over the tenure of the program. No other college football program has totaled more than the Irish.
- OL Liam Eichenberg (second round, Miami Dolphins), OL Aaron Banks (second round, San Francisco 49ers), LB Jeremiah Owusu-Koramoah (second round, Cleveland Browns), TE Tommy Tremble (third round, Carolina Panthers), OL Robert Hainsey (third round, Tampa Bay Buccaneers), QB Ian Book (fourth round, New Orleans Saints), DL Daelin Hayes (fifth round, Baltimore Ravens), DL Ade Ogundeji (fifth round, Atlanta Falcons) and WR Ben Skowronek (seventh round, Los Angeles Rams) represented the Irish in the 2021 NFL Draft.
- The nine draft picks were the most during the Brian Kelly era and the most all-time since the 1994 draft when 10 players were selected.

## ALL-TIMERS

- Throughout the history of the Notre Dame Football Program, 571 total players have spent time on an active NFL roster. In 2020, eight former Irish players have made their debut appearance on a 53-man roster: Asmar Bilal, Chase Claypool, Alohi Gilman, Khalid Kareem, Cole Kmet, Sam Mustipher, Julian Okwara and Troy Pride Jr.

**THE BRIAN KELLY FILE**

39th year in coaching // 31st year as head coach // 12th year at Notre Dame					
Alma Mater: Assumption College (1983)					
School	Seasons	Record			Pct.
Grand Valley State	13	118	35	2	0.768
Central Michigan	3	19	16	0	0.543
Cincinnati	3	34	6	0	0.850
Notre Dame	12	104*	39	0	0.727
<b>TOTALS</b>	<b>31</b>	<b>275*</b>	<b>96</b>	<b>2</b>	<b>0.740</b>

**HONORS AND ACCOLADES**

Year	Award
2018	Home Depot National Coach of the Year
2018	Stallings National Coach of the Year
2012	AP National Coach of the Year
2012	Walter Camp National Coach of the Year
2012	Sporting News National Coach of the Year
2012	Home Depot National Coach of the Year
2012	Liberty Mutual National Coach of the Year
2012	AFCA National Coach of the Year
2009	Home Depot National Coach of the Year

\* - Includes 20 regular-season wins and two postseason appearances vacated under discretionary NCAA penalty.

**BRIAN KELLY - THE DICK CORBETT HEAD FOOTBALL COACH**

- Winningest coach in FBS (275\* wins)
- One of only four active FBS coaches with more than 300 games as a head coach.
- With the win over North Carolina, Kelly passed Lou Holtz to claim sole possession of second all-time in program history in career wins at Notre Dame.
- Joins Knute Rockne (13), Frank Leahy (11), Ara Parseghian (11) and Lou Holtz (11) as the only Notre Dame coaches to spend 10 or more seasons on the Irish sidelines.
- Only three-time winner of the Home Depot Coach of the Year Award ('09, '12, '18)
- With 10 or more wins in 2012\*, 2015, 2017, 2018, 2019 and 2020, Kelly is the only Notre Dame coaches to hit the double-digit mark in wins six times.
- With 10-win seasons in five of the last six years, Kelly is the first Irish coach to have five seasons of double-digit wins in a six-year stretch since Lou Holtz from 1988-93.
- Notched his first win over an AP No. 1 team with the 47-40 win over Clemson (Nov. 8, 2020)
- Ranks second in winning percentage among active FBS coaches (.740\*) who have coached in 300 or more career games (Nick Saban - .798).
- Second-youngest coach to reach 200 career victories at a major school.
- Has finished .500 or better in 28 of 30 seasons as a head coach.
- Boasts a 17-10 record in postseason as a head coach.
- Kelly is the first coach to post four or more shutouts in an Irish career since Lou Holtz.
- With the 52-20 win over Navy in 2019, Kelly became just the third coach in Notre Dame history with three or more wins of at least 25 points over ranked teams. Lou Holtz and Frank Leahy each secured eight such victories. Ara Parseghian and Dan Devine had two such victories apiece.

**WINNINGEST ACTIVE FBS COACHES (By wins)**

Rk.	Coach	School	Years	Record			Pct.
<b>1.</b>	<b>BRIAN KELLY</b>	<b>NOTRE DAME</b>	<b>31</b>	<b>275*</b>	<b>96</b>	<b>2</b>	<b>.740</b>
2.	Mack Brown	North Carolina	33	260	133	1	.661
3.	Nick Saban	Alabama	26	258	65	1	.798
4.	Willie Fritz	Tulane	25	184	103	0	.641
5.	Kirk Ferentz	Iowa	26	182	127	0	.589
6.	Gary Patterson	TCU	22	180	74	0	.709

**WINNINGEST ACTIVE FBS COACHES  
(By percentage, min. 5 years)**

Rk.	Coach	School	Years	Record			Pct.
1.	Dabo Swinney	Clemson	14	141	34	0	.806
2.	Nick Saban	Alabama	26	258	65	1	.798
3.	Kirby Smart	Georgia	6	54	14	0	.794
4.	Lance Leipold	Kansas	15	147	40	0	.786
5.	Jimbo Fisher	Texas A&M	12	111	33	0	.771
6.	Brian Harsin	Auburn	9	78	24	0	.765
<b>7.</b>	<b>BRIAN KELLY</b>	<b>NOTRE DAME</b>	<b>31</b>	<b>275*</b>	<b>96</b>	<b>2</b>	<b>.740</b>
8.	David Shaw	Stanford	11	91	37	0	.711
9.	Gary Patterson	TCU	22	179	74	0	.709
10.	Mike Houston	East Carolina	10	87	41	0	.680

All charts include coaches with five-plus seasons of FBS head coaching experience

**ACTIVE FBS LONGEVITY**

Rk.	Coach	School	Games
1.	Mack Brown	North Carolina	394
<b>2.</b>	<b>BRIAN KELLY</b>	<b>NOTRE DAME</b>	<b>373*</b>
3.	Nick Saban	Alabama	324
4.	Kirk Ferentz	Iowa	309
5.	Dave Clawson	Wake Forest	257

**MOST YEARS COACHING (ACTIVE FBS)**

Rk.	Coach	School	Years
1.	Mack Brown	North Carolina	33
<b>2.</b>	<b>BRIAN KELLY</b>	<b>NOTRE DAME</b>	<b>32</b>
3.	Nick Saban	Alabama	26
4.	Kirk Ferentz	Iowa	26
5.	Dave Clawson	Wake Forest	22



## THE RECORD WHEN...

Stat	Kelly's Career Record (W-L-T)			Kelly at ND Record (W-L)		2021 Record (W-L)	
Home (Includes Shamrock Series)	154	34	1	61	13	1	0
Away	107	54	1	32	20	1	0
Neutral	12	9	0	9	7	0	0
In overtime	8	5	0	4	3	1	0
Coming off a loss	50	28	0	16	11	0	0
Coming off a win	188	54	1	64	23	1	0
Coming off an open date	20	2	0	9	2	0	0
vs. AP Top 25	30	26	0	22	21	0	0
Both teams are in the AP Top 25	22	19	0	18	18	0	0
Neither team is in the AP Top 25	54	30	0	22	14	0	0
Team is ranked higher	94	14	0	72	10	2	0
Opponent is ranked higher	11	18	0	8	14	0	0
vs. In-State Opponents	76	22	2	6	0	0	0
In August	5	2	0	2	0	0	0
In September	85	35	0	33	12	2	0
In October	91	26	2	32	8	0	0
In November	79	26	0	31	13	0	0
In December	13	4	0	5	3	0	0
In January	1	5	0	1	4	0	0
On TV (except GVSU regular season)	133	47	0	103	39	2	0
On NBC	59	13	0	59	13	0	0
On NBCSN	3	0	0	3	0	0	0
On ABC	25	13	0	23	14	1	0
On ACCN	1	0	0	1	0	0	0
On ESPN	15	9	0	7	6	0	0
On ESPN2	8	2	0	1	0	0	0
On CBS	4	3	0	4	3	0	0
On CBS Sports Network	0	1	0	0	1	0	0
On FOX	2	3	0	2	3	0	0
On USA Network	1	0	0	1	0	0	0
Morning Games (kicks off before noon)	0	1	0	0	1	0	0
Afternoon Games	183	62	2	65	18	1	0
Night Games (6 p.m. or later)	91	33	0	38	20	1	0
Decided by three points or fewer	47	23	2	14	13	2	0
Decided by seven points or fewer	85	44	2	30	21	0	0
Scoring first	191	39	0	77	21	2	0
Opponent scores first	81	57	2	26	18	0	0
Leading at halftime	216	21	0	83	11	1	0
Tied at halftime	19	6	0	8	1	0	0
Trailing at halftime	36	69	2	11	27	1	0

## THE RECORD WHEN...

Stat	Kelly's Career Record (W-L-T)			Kelly at ND Record (W-L)		2021 Record (W-L)	
Leading after three quarters	230	17	0	84	9	1	0
Tied after three quarters	13	6	0	5	5	0	0
Trailing after three quarters	29	73	0	12	25	1	0
Scoring 40+ points	105	3	0	37	2	1	0
Scoring 30-39 points	78	11	0	31	7	1	0
Scoring 20-29 points	68	36	1	25	14	0	0
Scoring 0-19 points	23	46	1	10	15	0	0
Allowing 40+ points	8	24	0	2	10	0	0
Allowing 30-39 points	21	37	0	10	15	1	0
Allowing 20-29 points	72	27	1	24	9	1	0
Allowing 0-19 Points	173	8	1	67	3	0	0
Outrushing opponent	213	29	1	76	8	0	0
Getting outrushed	55	66	2	24	31	1	0
Passing for more yards	179	61	1	66	28	2	0
Passing for fewer yards	94	32	1	37	11	0	0
Outgaining opponent	230	31	1	85	14	1	0
Outgained by opponent	42	62	1	18	25	1	0
Winning time of possession battle	146	30	0	57	8	1	0
Losing time of possession battle	126	64	2	46	31	1	0
Scoring a defensive or special teams TD	79	9	0	20	5	0	0
Allowing a defensive or special teams TD	26	31	0	12	12	1	0
Fewer penalty yards	89	46	1	51	21	2	0
More penalty yards	175	48	1	50	18	0	0
Winning turnover battle	157	17	0	54	6	1	0
Losing turnover battle	66	57	1	25	29	1	0
Having an individual 100-yard rusher	129	26	1	46	9	0	0
Having an individual 100-yard receiver	107	33	0	37	16	1	0
Having an individual 200-yard passer	182	51	1	68	25	2	0
Having a QB rush for 100 yards	9	1	0	7	1	0	0
Allowing an individual 100-yard rusher	50	54	1	18	26	2	0
Allowing an individual 100-yard receiver	78	40	0	22	15	1	0
Allowing an individual 200-yard passer	110	47	1	43	25	1	0



**STARTER SHEET**

OFFENSE	Pos.	2021	Streak	Career	DEFENSE	Pos.	2021	Streak	Career
Cain Madden	OL	2	2	33	Kurt Hinish	NG	2	27	27
Jarrett Patterson	OL	2	2	22	Drew White	LB	2	20	25
Jack Coan	QB	2	2	20	Myron Tagovailoa-Amosa	DT	2	2	22
Kyren Williams	RB	2	14	14	Kyle Hamilton	S	2	12	14
Josh Lugg	RT	2	2	9	TaRiq Bracy	CB	0	0	8
Avery Davis	WR	2	3	6	Shayne Simon	LB	0	0	8
Michael Mayer	TE	2	3	5	Clarence Lewis	S/CB	2	6	8
Braden Lenzy	WR	1	1	4	Jayson Ademilola	DL	2	2	4
Zeke Correll	OL	2	3	4	Houston Griffith	S	2	2	4
Kevin Austin Jr.	WR	2	2	2	Marist Liufau	LB	0	2	3
Blake Fisher	OL	1	1	1	JD Bertrand	LB	2	2	2
Michael Carmody	OL	1	1	1	Isaiah Pryor	LB	2	2	2
George Takacs	TE	1	1	1	Cam Hart	CB	2	2	2
					Isaiah Foskey	DL	2	2	2
					Jack Kiser	LB	0	0	1
					Rylie Mills	DL	0	1	1

**CAREER STARTS BY POSITION**

WR	LT	LG	C	RG	RT	TE	WR	QB	WR	RB
Lenzy (4)	Fisher (1)	Correll (2)	Patterson (22)	Madden (33)	Lugg (6)	Mayer (4)	Davis (6)	Coan (20)	Austin Jr (2)	Williams (14)
	Carmody (1)		Correll (2)	Lugg (1)		Takacs (1)				
			Lugg (2)							
DL	DL	DL	DL	ROV	MIKE	BUCK	CB	S	S	CB
Foskey (2)	Tagovailoa-Amosa (22)	Hinish (27)	Ademilola, Jayson (5)	Pryor (2)	White (25)	Simon (8)	Hart (2)	Hamilton (14)	Griffith (3)	Lewis (8)
	Mills (1)					Kiser (1)	Griffith (1)	Lewis (1)		Bracy (8)
						Bertrand (2)				
						Liufau (3)				

**NOTRE DAME****Rushing**

Had 500 or more yards:	at Boston College, 2017 (515)
Had 450 or more yards:	at Boston College, 2017 (515)
Had 400 or more yards:	at Boston College, 2017 (515)
Had 300 or more yards:	vs. Florida State, 2020 (353)
Had 70 or more rushing attempts:	vs. Michigan State, 1991 (76)
Had 60 or more rushing attempts:	vs. Navy, 2007 (63)
Had 50 or more rushing attempts:	at Pittsburgh, 2020 (50)
Had eight or more rush TDs:	vs. Pittsburgh, 1965 (9)
Had seven or more rush TDs:	at Boston College, 2017 (7)
Had six or more rush TDs:	vs. South Florida, 2020 (6)
Had five or more rush TDs:	vs. South Florida, 2020 (6)
Had four or more rush TDs:	vs. Florida State, 2020 (4)
Had two or more players with 200 rush yards in a game:	at Boston College, 2017 (Josh Adams 229, Brandon Wimbush 207)
Had three players with 100 rush yards in a game:	vs. Temple, 2017 (Josh Adams 161, DeShone Kizer 124, Brandon Wimbush 106)
Had two or more players with 100 rush yards in a game:	vs. Syracuse, 2020 (Kyren Williams 110, Chris Tyree 109)
Had a quarterback rush for 100 yards in a game:	vs. Duke, 2019 (Ian Book, 139)

**Passing**

Had 500 or more yards:	at USC, 1970 (526)
Had 400 or more yards:	vs. New Mexico, 2019 (434)
Had 300 or more yards:	at Florida State, 2021 (366)
Had 50 or more pass attempts:	vs. Virginia Tech, 2019 (53)
Had 40 or more pass attempts:	vs. Boston College, 2019 (40)
Had 30 or more pass attempts:	vs. Toledo, 2021 (36)
Had 35 or more pass completions:	at Florida State, 2021 (35)
Had 30 or more pass completions:	at Clemson, 2015 (35)
Had 25 or more pass completions:	at Florida State, 2021 (26)
Had six or more passing TDs:	vs. Bowling Green, 2019 (6)
Had five or more passing TDs:	vs. Navy, 2019 (5)
Had four or more passing TDs:	at Florida State, 2021 (4)
Had three or more passing TDs:	vs. Toledo, 2021 (3)
Had three or more passing TDs in a half:	at Boston College, 2020 (3)
Had five or more passes intercepted:	vs. USC, 1967 (7)
Had four or more passes intercepted:	at Arizona State, 2014 (4)
Had three or more passes intercepted:	vs. Ball State, 2018 (3)

**Receiving**

Had two players with 100 receiving yards in a game:	at Stanford, 2017 (Kevin Stepherson - 112, Equanimeous St. Brown - 111)
Had a player with over 150 receiving yards in a game:	vs. Wake Forest, 2017 (Chase Claypool - 180)
Had two players with 10 catches in a game:	vs. BYU, 2005 (Maurice Stovall - 14, Jeff Samardzija - 10)

**Combination Offense**

Had a 400-yard passer and 100-yard rusher in a game:	vs. Syracuse, 2016 (DeShone Kizer - 471, Josh Adams - 102)
Had a 300-yard passer and 100-yard rusher in a game:	vs. Clemson, 2020 (Ian Book - 310, Kyren Williams - 140)
Had a 400-yard passer and 100-yard receiver in a game:	vs. Syracuse, 2016 (DeShone Kizer - 471, Equanimeous St. Brown - 182)
Had a 300-yard passer and 100-yard receiver in a game:	at Florida State, 2021 (Jack Coan - 366, Michael Mayer - 120)
Had a 400-yard passer, 100-yard rusher and 100-yard receiver in a game:	vs. Syracuse, 2016 (DeShone Kizer - 471, Josh Adams - 102, Equanimeous St. Brown - 182)
Had a 300-yard passer, 100-yard rusher and 100-yard receiver in a game:	vs. Clemson, 2020 (Ian Book - 310, Kyren Williams - 140 rushing, Javon McKinley - 102 receiving)
Had a 200-yard passer, 100-yard rusher and 100-yard receiver in a game:	vs. Syracuse, 2020 (Ian Book - 285, Kyren Williams - 110 rushing, Chris Tyree - 109 rushing, Javon McKinley - 111 receiving)
Had a 400-yard passer and 100-yard rusher in a game:	vs. Syracuse, 2016 (DeShone Kizer - 471, Josh Adams - 102)
Had a 200-yard passer and 100-yard rusher in a game:	vs. Syracuse, 2020 (Ian Book - 285, Kyren Williams - 110, Chris Tyree - 109)
Had a 100-yard receiver and 100-yard rusher in a game:	at North Carolina, 2020 (Kyren Williams - 124 rushing, Javon McKinley - 135 receiving)

**Total Offense**

Had 700 or more yards total offense:	vs. Wake Forest, 2017 (710)
Had 650 or more yards total offense:	vs. Wake Forest, 2017 (710)
Had 600 or more yards total offense:	vs. Wake Forest, 2017 (710)
Had 500 or more yards total offense:	vs. Syracuse, 2020 (568)
Had 400 or more yards total offense:	vs. Toledo, 2021 (449)
Had 100 or more plays total offense:	vs. Pittsburgh, 2012 (104)
Had 85 or more plays total offense:	vs. Boston College, 2019 (85)
Had 75 or more plays total offense:	vs. Syracuse, 2020 (77)

**Scoring**

Scored 60 or more points:	vs. New Mexico, 2019 (66)
Scored 50 or more points:	vs. South Florida, 2020 (52)
Scored 40 or more points:	at Florida State, 2021 (41)
Scored 30 or more points:	vs. Toledo, 2021 (32)
Scored a two-point conversion:	vs. Toledo, 2021
Allowed 60 or more points:	Never
Allowed 50 or more points:	at Texas, 2016 (50)
Allowed 40 or more points:	vs. Clemson, 2020 (40)
Allowed 30 or more points:	at Florida State, 2021 (38)
Was held scoreless:	at Boston College, 2008 (17-0)
Was held scoreless at home:	USC, 2007 (38-0)
Was held scoreless on the road:	at Boston College, 2008 (17-0)
Was held without offensive touchdown:	vs. Clemson, 2019 Cotton Bowl (30-3)
Was held without offensive touchdown on the road:	at NC State, 2016 (10-3)
Was held without offensive touchdown at home:	vs. USC, 2007 (38-0)
Held opponent scoreless:	vs. South Florida, 2020 (52-0)
Held opponent scoreless at home:	vs. South Florida, 2020 (52-0)
Held opponent scoreless on the road:	at Purdue, 1993 (17-0)
Held opponent without offensive touchdown:	at Pittsburgh, 2020 (45-3)
Held opponent without offensive touchdown on the road/neutral:	at Pittsburgh, 2020 (45-3)
Held opponent without offensive touchdown at home:	vs. South Florida, 2020 (52-0)
Held opponent scoreless at neutral site:	vs. Maryland (Giants Stadium - East Rutherford, NJ), 2002 (22-0)
Held two or more opponents scoreless in a season:	2002 vs. Maryland (22-0) vs. Rutgers (42-0)
Held three or more opponents scoreless in a season:	1976 vs. Purdue (23-0) at Northwestern (49-0), vs. Oregon (41-0)
Held four or more opponents scoreless in a season:	1966 vs. Army (35-0) vs. North Carolina (32-0), at Oklahoma (38-0), vs. Pittsburgh (40-0) vs. Duke (64-0), at USC (51-0)
Held five or more opponents scoreless in a season:	1966 vs. Army (35-0) vs. North Carolina (32-0), at Oklahoma (38-0), vs. Pittsburgh (40-0) vs. Duke (64-0), at USC (51-0)
Held six or more opponents scoreless in a season:	1966 vs. Army (35-0) vs. North Carolina (32-0), at Oklahoma (38-0), vs. Pittsburgh (40-0) vs. Duke (64-0), at USC (51-0)
Had multiple players with multiple TDs in a game:	vs. Syracuse, 2020 (Javon McKinley - 3, Ian Book - 2)

**Turnovers**

Did not commit a turnover:	vs. Clemson, ACC Championship, 2020
Committed six or more turnovers:	vs. Navy, 1984 (6)
Committed five or more turnovers:	vs. Boston College, 2015 (5)
Lost four or more fumbles:	vs. Michigan State, 1999 (4)
Lost three or more fumbles:	at Boston College, 2020 (3)
Recorded six or more takeaways:	vs. Michigan, 2012 (6)
Recorded five or more takeaways:	vs. Virginia, 2019 (5)
Returned two or more interceptions for TDs:	vs. Stanford, 2002 (2) (Shane Walton - 18 yards, Courtney Watson - 34 yards)
Returned an interception for a TD:	vs. New Mexico (2019) (Kyle Hamilton - 54 yards)
Returned a fumble for a TD:	vs. Clemson, 2020 (1) (Jeremiah Owusu-Koramoah - 23 yards)

**Defense**

Held opponent to 50 or fewer rushing yards:	vs. Clemson, 2020 (34)
Held opponent to 100 or fewer passing yards:	vs. Boston College, 2019 (63)
Held opponent to 200 or fewer passing yards:	vs. Syracuse, 2020 (185)
Held opponent to 300 or fewer yards total offense:	at North Carolina, 2020 (298)
Held opponent to 200 or fewer yards total offense:	at Pittsburgh, 2020 (162)
Intercepted five or more passes:	vs. Michigan, 2012 (5)
Intercepted four or more passes:	vs. Rutgers (Pinstripe Bowl), 2013 (4)
Intercepted three or more passes:	at Florida State, 2021 (3)
Forced five or more fumbles:	at Louisville, 2019 (5)
Forced four or more fumbles:	vs. Syracuse, 2020 (4)
Forced three or more fumbles:	vs. Navy, 2019 (4)
Scored a safety:	at North Carolina, 2017
Recorded nine or more sacks:	vs. Rutgers, 1996 (9)
Recorded eight or more sacks:	vs. Virginia, 2019 (8)
Recorded seven or more sacks:	vs. Virginia, 2019 (8)
Recorded six or more sacks:	at North Carolina, 2020 (6)
Recorded five or more sacks:	vs. Toledo, 2021 (6)
Held opponent to 10 or fewer first downs:	at Duke, 2019 (10)

**Special Teams**

Returned a punt for a TD:	vs. Massachusetts, 2015 (C.J. Sanders, 50 yards)
Returned a blocked punt for a TD:	at Pittsburgh, 2020 (Isaiah Foskey, 0 yards)
Returned a kickoff for a TD:	vs. Syracuse, 2016 (C.J. Sanders, 93 yards)
Returned a blocked FG for a TD:	at Air Force, 2006 (Terrail Lambert, 76 yards)
Blocked a punt:	at Pittsburgh, 2020 (Isaiah Foskey)
Punted 10 or more times:	at Michigan, 2019 (10)
Did not punt:	at Boston College, 2020
Blocked a field goal:	vs. Bowling Green, 2019 (Julian Okwara)
Had a field goal blocked:	at Texas, 2016
Blocked a PAT kick:	vs. Florida State, 2018 (Jerry Tillery)
Scored on a blocked PAT attempt:	vs. Florida State, 2018 (Julian Love)
Missed a kicking PAT:	vs. Syracuse, 2018
Had a kicking PAT blocked:	vs. Florida State, 2018
Opponent scored on a blocked PAT attempt:	vs. Northwestern, 2014
Had a punt blocked:	at Northwestern, 2018

**Miscellaneous**

Had 30 or more first downs:	vs. Wake Forest, 2017 (30)
Had 25 or more first downs:	vs. Toledo, 2021 (27)
Had 20 or more first downs:	vs. Syracuse, 2020 (26)
Was not penalized:	at LSU, 1997
Had 10 or more penalties:	at Stanford, 2019 (11)
Had 120 or more yards in penalties:	at Rutgers, 2000 (120)
Had 40 minutes or more of possession time:	at Pittsburgh, 2020 (40:59)
Had 35 minutes or more of possession time:	at North Carolina, 2020 (35:04)
Was involved in a tie game:	at USC, 1994 (17-17)
Was involved in an overtime game:	at Florida State, 2021 (41-38)
Was involved in a double overtime game:	vs. Clemson, 2020 (47-40)
Was involved in a triple overtime game:	vs. Pittsburgh, 2012 (29-26)
Was involved in a quadruple overtime game:	vs. Pittsburgh, 2008 (33-36)



**A NOTRE DAME PLAYER**
**Rushing**

Rushed for 250 or more yards:	Julius Jones at Pittsburgh, 2003 (262)
Rushed for 200 or more yards:	Dexter Williams vs. Florida State, 2018 (202)
Rushed for 175 or more yards:	Kyren Williams vs. Florida State, 2020 (185)
Rushed for 150 or more yards:	Kyren Williams vs. Florida State, 2020 (185)
Rushed for 125 or more yards:	Kyren Williams vs. Clemson, 2020 (140)
Rushed for 100 or more yards:	Kyren Williams (110) and Chris Tyree (109) vs. Syracuse, 2020
Quarterback rushed for 200 or more yards:	Brandon Wimbush at Boston College, 2017 (207)
Quarterback rushed for 100 or more yards:	Ian Book at Duke, 2019 (139)
Rushed 40 or more times:	Allen Pinkett at LSU, 1984 (40)
Rushed 35 or more times:	Julius Jones vs. BYU, 2003 (35)
Rushed 30 or more times:	James Aldridge vs. Navy, 2007 (32)
Rushed 25 or more times:	Kyren Williams vs. Louisville, 2020 (25)
Rushed for four or more TDs:	Brandon Wimbush at Boston College, 2017 (4)
Rushed for three or more TDs:	Kyren Williams vs. Clemson, 2020 (3)
Rushed for two or more TDs:	Kyren Williams at North Carolina, 2020 (2)
Had a run of 90 yards or more:	Chris Tyree vs. Syracuse, 2020 (94)
Had a run of 80 or more yards:	Chris Tyree vs. Syracuse, 2020 (94)
Had a run of 70 or more yards:	Chris Tyree vs. Syracuse, 2020 (94)
Had a run of 60 or more yards:	Chris Tyree vs. Syracuse, 2020 (94)
Had a run of 50 or more yards:	Chris Tyree vs. Syracuse, 2020 (94)

**Passing**

Passed for 500 or more yards:	Joe Theismann at USC, 1970 (526)
Passed for 400 or more yards:	DeShone Kizer vs. Syracuse, 2016 (471)
Passed for 300 or more yards:	Jack Coan at Florida State, 2021 (366)
Attempted 50 or more passes:	Ian Book vs. Virginia Tech, 2019 (53)
Attempted 40 or more passes:	Ian Book vs. Boston College, 2019 (40)
Attempted 30 or more passes:	Jack Coan vs. Toledo, 2021 (33)
Completed 30 or more passes:	Everett Golson at Florida State, 2014 (31)
Completed 20 or more passes:	Jack Coan at Florida State, 2021 (26)
Threw six TDs:	Brady Quinn vs. BYU, 2005 (6)
Threw five or more TDs:	Ian Book vs. Navy, 2019 (5)
Threw four or more TDs:	Jack Coan at Florida State, 2021 (4)
Threw three or more TDs:	Jack Coan at Florida State, 2021 (4)
Threw three or more TDs in a half:	Ian Book at Boston College, 2020 (3)
Threw five or more interceptions:	Terry Hanratty vs. USC, 1967 (5)
Threw four or more interceptions:	Everett Golson at Arizona State, 2014 (4)
Threw three or more interceptions:	Brandon Wimbush vs. Ball State, 2018 (3)
Completed a pass of 90 yards or more:	Dayne Crist vs. Michigan, 2010 (95)
Completed a pass of 80 or more yards:	Brandon Wimbush at Stanford, 2017 (83)
Completed a pass of 70 or more yards:	Ian Book at Pittsburgh, 2020 (73)
Completed a pass of 60 or more yards:	Ian Book at Pittsburgh, 2020 (73)
Completed a pass of 50 or more yards:	Tyler Buchner vs. Toledo, 2021 (55)

**Receiving**

Caught 15 or more passes:	Never
Caught 10 or more passes:	Miles Boykin vs. Stanford, 2018 (11)
Caught seven or more passes:	Michael Mayer vs. Toledo, 2021 (7)
Had 200 or more yards receiving:	Golden Tate at Stanford, 2009 (201)
Had 175 or more yards receiving:	Chase Claypool vs. Wake Forest, 2017 (180)
Had 150 or more yards receiving:	Chase Claypool vs. Wake Forest, 2017 (180)
Had 100 or more yards receiving:	Michael Mayer at Florida State, 2021 (120)
Caught four or more TDs:	Chase Claypool vs. Navy, 2019 (4)
Caught three or more TDs:	Javon McKinley vs. Syracuse, 2020 (3)
Caught two or more TDs:	Michael Mayer vs. Toledo, 2021 (2)
Caught three or more TDs in one half:	Ben Skowronek at Boston College, 2020 (3)

**Total Offense**

Had 500 or more yards total offense:	Joe Theismann at USC, 1970 (512)
Had 400 or more yards total offense:	Ian Book vs. New Mexico, 2019 (406)
Had 100 yards both passing and rushing:	Ian Book at Duke, 2019 (181 passing, 139 rushing)

**Scoring**

Accounted for six or more touchdowns:	Ian Book vs. New Mexico, 2019 (1 rushing, 5 passing)
Accounted for five or more touchdowns:	Ian Book vs. Syracuse, 2020 (3 passing, 2 rushing)
Accounted for four or more touchdowns:	Jack Coan at Florida State, 2021 (4 passing)
Accounted for three or more touchdowns:	Jack Coan at Florida State, 2021 (4 passing)

**Defense**

Intercepted three or more passes:	Harrison Smith vs. Miami (Fla.), 2010 (3)
Intercepted two or more passes:	Kyle Hamilton at Florida State, 2021 (2)
Recovered three or more fumbles:	Never
Forced two fumbles:	Daelin Hayes at Georgia Tech, 2020 (2)
Recovered two fumbles:	Nick McCloud vs. Clemson, 2020 (2)
Recorded 20 or more tackles:	Manti Te'o vs. Stanford, 2010 (21)
Recorded 15 or more tackles:	Te'von Coney vs. LSU (Citrus Bowl), 2017 (17)
Recorded 10 or more tackles:	JD Bertrand vs. Toledo, 2021 (11)
Recorded 4.0 or more sacks:	Jerry Tillery vs. Stanford, 2018 (4.0)
Recorded 3.0 or more sacks:	Jeremiah Owusu-Koramoah vs. Iowa State - Camping World Bowl, 2019 (3)
Recorded 2.0 or more sacks:	Myron Tagovailoa-Amosa vs. Toledo, 2021 (2.0)

**Special Teams**

Scored 17 or more points kicking:	Jonathan Doerer vs. Clemson, 2020 (17)
Scored 15 or more points kicking:	Jonathan Doerer vs. Clemson, 2020 (17)
Scored 10 or more points kicking:	Jonathan Doerer at Florida State, 2021 (11)
Kicked five or more field goals:	Kyle Brindza vs. Rutgers (Pinstripe Bowl), 2013 (5)
Kicked four or more field goals:	Jonathan Doerer vs. Clemson, 2020 (4)
Kicked two field goals of 50 or more yards:	Never
Kicked a field goal of 50 or more yards:	Jonathan Doerer vs. Clemson - ACC Championship, 2020 (51)
Kicked a punt 70 or more yards:	Tyler Newsome vs. Michigan State, 2016 (71)
Kicked a punt 60 or more yards:	Jay Bramblett at Michigan, 2019 (61)
Punted 10 or more times:	Jay Bramblett at Michigan, 2019 (10)
Totaled 175 or more kickoff return yards:	C.J. Sanders at Stanford, 2015 (182)
Totaled 100 or more punt return yards:	C.J. Sanders at Stanford, 2015 (182)

**AN OPPOSING TEAM**
**Rushing**

Had 400 or more yards:	Pittsburgh, 1975 (411)
Had 300 or more yards:	Michigan, 2019 (303)
Had 200 or more yards:	Florida State, 2021 (264)
Had 50 or more rushing attempts:	Navy, 2019 (64)
Had five or more rush TDs:	Texas, 2016 (5)
Had four or more rush TDs:	Texas, 2016 (5)
Had two or more players with 100 rush yards in a game:	BYU, 2013 (Taysom Hill - 101, Paul Lasike - 101)

**Passing**

Had 400 or more yards:	Clemson, 2020 (439)
Had 300 or more yards:	Clemson, ACC Championship, 2020 (322)
Had 60 or more pass attempts:	Tennessee, 1990 (60)
Had 50 or more pass attempts:	USC, 2018 (51)
Had 40 or more pass attempts:	Boston College, 2020 (40)
Had 30 or more pass completions:	Virginia, 2019 (30)
Had five or more passing TDs:	USC, 2014 (6)
Had four or more passing TDs:	Alabama, CFP Semifinal at the Rose Bowl, 2021 (4)
Had three or more passing TDs:	Alabama, CFP Semifinal at the Rose Bowl, 2021 (4)

### Receiving

Had two players with 100 receiving yards in a game:	Clemson, 2020 (Cornell Powell - 161, Amari Rodgers - 134)
---	--

### Total Offense

Had 600 or more yards total offense:	Ohio State, 2006 Fiesta Bowl (617)
Had 500 or more yards total offense:	Clemson, ACC Championship, 2020 (541)
Had 400 or more yards total offense:	Florida State, 2021 (442)
Had 90 or more plays:	Wake Forest, 2018 (92)
Had 80 or more plays:	Virginia Tech, 2018 (85)
Had 75 or more plays:	Clemson, 2020 (77)

### Scoring

Scored 60 or more points:	Never
Scored 50 or more points:	Texas, 2016 (50)
Scored 40 or more points:	Clemson, 2020 (40)
Scored 30 or more points:	Florida State, 2021 (38)
Scored a two-point conversion:	Florida State, 2021

### Turnovers

Did not commit a turnover:	Alabama, CFP Semifinal at the Rose Bowl, 2021
Had three or more fumbles lost:	Clemson, 2020 (3)
Intercepted five or more passes:	USC, 1967 (7)
Intercepted four or more passes:	Arizona State, 2014 (4)
Intercepted three or more passes:	Ball State, 2018 (3)
Returned an interception for a TD:	vs. Toledo, 2021 (Cam McDonald Jr. - 27 yards)
Returned a fumble for a TD:	at Georgia Tech, 2020 (Zamari Walton - 93 yards)

### Defense

Held ND to 10 or fewer first downs:	at NC State, 2016 (10)
Scored a safety:	vs. Stanford, 2016
Held ND to 50 or fewer rushing yards:	vs. Clemson, ACC Championship, 2020 (44)
Held ND to 200 or fewer passing yards:	at Georgia Tech, 2020 (199)
Held ND to 100 or fewer passing yards:	at Boston College, 2017 (96)
Held ND to 300 or fewer yards total offense:	Michigan, 2019 (180)
Held ND to 200 or fewer yards total offense:	at Michigan, 2019 (180)

### Special Teams

Returned a punt for a TD:	at USC, 2016 (Adore Jackson - 55 yards)
Returned a blocked punt for a TD:	NC State, 2017 (Germaine Pratt - 0 yards)
Returned a kickoff for a TD:	Pittsburgh, 2018 (Maurice French - 99 yards)
Returned a punt for TD and kickoff for TD in same game:	at USC, 2016 (Adore Jackson - 55 yd PR; 97 yd KO)
Punted 10 or more times:	Boston College, 2010 (11)
Did not punt:	Miami (Fla.), 1985
Missed a kicking PAT:	Massachusetts, 2015

### Miscellaneous

Had 30 or more first downs:	Wake Forest, 2017 (34)
Had 20 or more first downs:	Alabama, CFP Semifinal at the Rose Bowl, 2021 (24)
Had 10 or more penalties:	Pittsburgh, 2020 (12)
Had 100 or more yards in penalties:	Georgia, 2017 (127)
Had 35 minutes or more of possession time:	Navy, 2019 (36:00)
Had one 100-yard receiver and one 100-yard rusher:	Toledo, 2021 (Bryant Koback, 114 rushing; Devin Maddox, 135 receiving)

### AN OPPOSING PLAYER

#### Rushing

Rushed for 300 or more yards:	Tony Dorsett, Pittsburgh, 1975 (303)
Rushed for 200 or more yards:	Alexander Teich, Navy, 2010 (210)
Rushed for 150 or more yards:	Tyler Gaffney, Stanford, 2013 (189)
Rushed for 100 or more yards:	Bryant Koback, Toledo, 2021 (114)
Rushed 40 or more times:	Craig Heyward, Pittsburgh, 1987 (42)
Rushed 30 or more times:	Tyler Gaffney, Stanford, 2013 (33)
Rushed 25 or more times:	Malcolm Perry, Navy, 2019 (25)
Rushed for five or more TDs:	Walter Reyes, Syracuse, 2003 (5)
Rushed for four or more TDs:	Ezekiel Elliott, Ohio State (Fiesta Bowl), 2015 (4)
Rushed for three or more TDs:	Tyrone Swoopes, Texas, 2016 (3)
Rushed for two or more TDs:	Zach Charbonnet, at Michigan, 2019 (2)
Had a run of 80 or more yards:	Jashaun Corbin, Florida State, 2021 (89)
Had a run of 70 or more yards:	Jashaun Corbin, Florida State, 2021 (89)
Had a run of 60 or more yards:	Devin Maddox, Toledo, 2021 (67)
Had a run of 50 or more yards:	Devin Maddox, Toledo, 2021 (67)

#### Passing

Passed for 500 or more yards:	Never
Passed for 400 or more yards:	D.J. Uiagalelei, Clemson, 2020 (439)
Passed for 300 or more yards:	Trevor Lawrence, Clemson, ACC Championship, 2020 (322)
Attempted 60 or more passes:	Andy Kelly, Tennessee, 1990 (60)
Attempted 50 or more passes:	JT Daniels, USC, 2018 (51)
Attempted 40 or more passes:	Phil Jurkovec, Boston College, 2020 (40)
Completed 30 or more passes:	Bryce Perkins, Virginia, 2019 (30)
Completed 20 or more passes:	Mac Jones, Alabama, CFP Semifinal at the Rose Bowl, 2021 (25)
Threw six or more TDs:	Cody Kessler, USC, 2014 (6)
Threw five or more TDs:	Cody Kessler, USC, 2014 (6)
Threw four or more TDs:	Mac Jones, Alabama, CFP Semifinal at the Rose Bowl, 2021 (4)
Threw three or more TDs:	Mac Jones, Alabama, CFP Semifinal at the Rose Bowl, 2021 (4)
Completed a pass of 90 or more yards:	Kyle Orton, Purdue, 2004 (97)
Completed a pass of 80 or more yards:	Cody Kessler, USC, 2015 (83)
Completed a pass of 70 or more yards:	Eric Dungey, Syracuse, 2016 (72)
Completed a pass of 60 or more yards:	Carter Bradley, Toledo, 2021 (66)
Completed a pass of 50 or more yards:	Carter Bradley, Toledo, 2021 (66)

#### Receiving

Caught 15 or more passes:	Jalen Saunders, Oklahoma, 2012 (15)
Caught 10 or more passes:	Michael Wilson, Stanford, 2019 (10)
Caught seven or more passes:	Devin Maddox, Toledo, 2021 (9)
Had 200 or more yards receiving:	Selwyn Lymon, Purdue, 2006 (238)
Had 150 or more yards receiving:	Cornell Powell, Clemson, 2020 (161)
Had 100 or more yards receiving:	Devin Maddox, Toledo, 2021 (135)
Caught three or more TD passes:	DeVonta Smith, Alabama, CFP Semifinal at the Rose Bowl, 2021 (3)
Caught two or more TD passes:	DeVonta Smith, Alabama, CFP Semifinal at the Rose Bowl, 2021 (3)

#### Scoring

Accounted for six or more touchdowns:	Cody Kessler, USC, 2014 (6 passing, 0 rushing)
Accounted for five or more touchdowns:	Eric Dungey, Syracuse, 2016 (2 passing, 3 rushing)
Accounted for four or more touchdowns:	Mac Jones, Alabama, CFP Semifinal at the Rose Bowl, 2021 (4 passing)
Accounted for three or more touchdowns:	Mac Jones, Alabama, CFP Semifinal at the Rose Bowl, 2021 (4 passing)

#### Defense

Intercepted three or more passes:	Rod Johnson, North Carolina State, 2003 (3)
Intercepted two or more passes:	Justin Simmons, Boston College, 2015 (2)
Recorded three or more sacks:	Bradley Chubb, NC State, 2016 (3.0)
Recorded two or more sacks:	Monty Montgomery, Louisville, 2020 (2.0)

#### Special Teams

Kicked four or more field goals:	B.T. Potter, Clemson, 2020 (4)
Kicked a field goal 50 or more yards:	Matt Payne, BYU, 2004 (53)
Kicked a punt of 65 or more yards:	Jake Bailey, Stanford, 2017 (65)
Totalled 100 or more kick return yards:	Damond Philyaw-Johnson, Duke, 2019 (122)



2021-22 Notre Dame Football  
Overall Team Statistics  
All games

Page 1/2  
as of Sep 11, 2021

## Team Statistics

	ND	OPP
<b>Scoring</b>	<b>73</b>	<b>67</b>
Points per game	36.5	33.5
Points Off Turnovers	21	17
<b>First Downs</b>	<b>44</b>	<b>35</b>
Rushing	11	15
Passing	27	17
Penalty	6	3
<b>Rushing Yardage</b>	<b>197</b>	<b>388</b>
Yards gained rushing	279	469
Yards lost rushing	82	81
Rushing attempts	74	79
Average per rush	2.7	4.9
Average per game	98.5	194.0
TDs Rushing	2	5
<b>Passing Yardage</b>	<b>683</b>	<b>399</b>
Comp-Att-Int	50-71-2	33-58-3
Average per pass	9.6	6.9
Average per catch	13.7	12.1
Average per game	341.5	199.5
TDs Passing	7	2
<b>Total offense</b>	<b>880</b>	<b>787</b>
Total plays	145	137
Average per play	6.1	5.7
Average per game	440.0	393.5
<b>Kick returns: #-Yards</b>	<b>1-19</b>	<b>6-130</b>
<b>Punt returns: #-Yards</b>	<b>1-4</b>	<b>0-0</b>
<b>Int returns: #-Yards</b>	<b>3-4</b>	<b>2-32</b>
<b>Kick return average</b>	<b>19.0</b>	<b>21.7</b>
<b>Punt return average</b>	<b>4.0</b>	<b>0.0</b>
<b>Int return average</b>	<b>1.3</b>	<b>16.0</b>
<b>Fumbles-Lost</b>	<b>4-2</b>	<b>3-1</b>
<b>Penalties-Yards</b>	<b>8-65</b>	<b>20-153</b>
Average per game	32.5	76.5
<b>Punts-Yards</b>	<b>9-384</b>	<b>11-489</b>
Average per punt	42.7	44.5
Net punt average	42.7	42.3
<b>Kickoffs-Yards</b>	<b>13-831</b>	<b>14-895</b>
Average per kick	63.9	63.9
Net kick average	40.5	40.1
<b>Time of possession / game</b>	<b>30:19</b>	<b>29:39</b>
<b>3rd-down conversion</b>	<b>14/31</b>	<b>14/33</b>
3rd-down pct	45%	42%
<b>4rd-down conversion</b>	<b>1/3</b>	<b>1/2</b>





2021-22 Notre Dame Football  
Overall Team Statistics  
All games

Page 2/2  
as of Sep 11, 2021

	ND	OPP
4rd-down pct	33%	50%
<b>Sacks by-Yards</b>	<b>10-59</b>	<b>10-53</b>
<b>Misc Yards</b>	<b>0</b>	<b>0</b>
<b>Touchdowns scored</b>	<b>9</b>	<b>8</b>
<b>Field goals - attempts</b>	<b>3-4</b>	<b>4-5</b>
<b>On-Side kicks</b>	<b>0-0</b>	<b>0-0</b>
<b>Red-zone scores</b>	<b>(4-4) 100%</b>	<b>(7-8) 88%</b>
<b>Red-zone touchdowns</b>	<b>(4-4) 100%</b>	<b>(4-8) 50%</b>
<b>PAT-attempts</b>	<b>(9-9) 100%</b>	<b>(6-8) 75%</b>
<b>Attendance</b>	<b>62009</b>	<b>68316</b>
Games / Avg per game	1/62009	1/68316
Neutral site games	-	0/0

Score by Periods

Team	1st	2nd	3rd	4th	OT	TOT
Notre Dame	14	17	21	18	3	73
Opponents	13	17	6	31	0	67







## Rushing

Player	gp	att	gain	loss	net	avg	td	lg	avg/g
Kyren Williams	2	34	131	11	120	3.5	1	43	60.0
Tyler Buchner	1	7	73	5	68	9.7	0	26	68.0
Chris Tyree	2	14	48	5	43	3.1	1	12	21.5
Jack Coan	2	17	27	54	-27	-1.6	0	11	-13.5
Team	2	2	0	7	-7	-3.5	0	0	-3.5
<b>Total</b>	<b>2</b>	<b>74</b>	<b>279</b>	<b>82</b>	<b>197</b>	<b>2.7</b>	<b>2</b>	<b>43</b>	<b>98.5</b>
<b>Opponents</b>	<b>2</b>	<b>79</b>	<b>469</b>	<b>81</b>	<b>388</b>	<b>4.9</b>	<b>5</b>	<b>89</b>	<b>194.0</b>

## Passing

Player	gp	effic	comp-att-int	pct	yds	td	lg	avg/g
Jack Coan	2	167.1	47-68-2	69.1	605	6	55	302.5
Tyler Buchner	1	428.4	3-3-0	100.0	78	1	55	78.0
<b>Total</b>	<b>2</b>	<b>178.1</b>	<b>50-71-2</b>	<b>70.4</b>	<b>683</b>	<b>7</b>	<b>55</b>	<b>341.5</b>
<b>Opponents</b>	<b>2</b>	<b>115.7</b>	<b>33-58-3</b>	<b>56.9</b>	<b>399</b>	<b>2</b>	<b>66</b>	<b>199.5</b>

## Receiving

Player	gp	no.	yds	avg	td	lg	avg/g
Michael Mayer	2	16	201	12.6	3	41	100.5
Kyren Williams	2	9	108	12.0	1	55	54.0
Kevin Austin	2	8	154	19.3	1	37	77.0
Chris Tyree	2	6	73	12.2	1	55	36.5
Braden Lenzy	2	4	72	18.0	0	24	36.0
Avery Davis	2	3	29	9.7	0	14	14.5
Joe Wilkins	2	2	37	18.5	1	23	18.5
Deion Colzie	1	1	7	7.0	0	7	7.0
Lorenzo Styles Jr.	2	1	2	2.0	0	2	1.0
<b>Total</b>	<b>2</b>	<b>50</b>	<b>683</b>	<b>13.7</b>	<b>7</b>	<b>55</b>	<b>341.5</b>
<b>Opponents</b>	<b>2</b>	<b>33</b>	<b>399</b>	<b>12.1</b>	<b>2</b>	<b>66</b>	<b>199.5</b>

## Punt Returns

Player	no.	yds	avg	td	lg
Kyren Williams	1	4	4.0	0	4
<b>Total</b>	<b>1</b>	<b>4</b>	<b>4.0</b>	<b>0</b>	<b>4</b>
<b>Opponents</b>	<b>0</b>	<b>0</b>	<b>0.0</b>	<b>0</b>	<b>0</b>

## Interceptions

Player	no.	yds	avg	td	lg
Kyle Hamilton	2	0	0.0	0	0
Clarence Lewis	1	4	4.0	0	4
<b>Total</b>	<b>3</b>	<b>4</b>	<b>1.3</b>	<b>0</b>	<b>4</b>
<b>Opponents</b>	<b>2</b>	<b>32</b>	<b>16.0</b>	<b>1</b>	<b>27</b>

## Kick Returns

Player	no.	yds	avg	td	lg
Chris Tyree	1	19	19.0	0	19
<b>Total</b>	<b>1</b>	<b>19</b>	<b>19.0</b>	<b>0</b>	<b>19</b>
<b>Opponents</b>	<b>6</b>	<b>130</b>	<b>21.7</b>	<b>0</b>	<b>38</b>

## Fumble Returns

Player	no.	yds	avg	td	lg
<b>Total</b>	<b>0</b>	<b>0</b>	<b>0.0</b>	<b>0</b>	<b>0</b>
<b>Opponents</b>	<b>0</b>	<b>0</b>	<b>0.0</b>	<b>0</b>	<b>0</b>



## Scoring

Player			PAT						
	td	fg	kick	rush	rcv	pass	dxp	saf	pts
Michael Mayer	3	-	-	-	-	-	-	-	18
Jonathan Doerer	-	3-4	8-8	-	-	-	-	-	17
Kyren Williams	2	-	-	-	1	-	-	-	14
Chris Tyree	2	-	-	-	-	-	-	-	12
Kevin Austin	1	-	-	-	-	-	-	-	6
Joe Wilkins	1	-	-	-	-	-	-	-	6
<b>Total</b>	<b>9</b>	<b>3-4</b>	<b>8-8</b>	<b>0</b>	<b>1</b>	<b>1</b>	<b>0</b>	<b>0</b>	<b>73</b>
<b>Opponents</b>	<b>8</b>	<b>4-5</b>	<b>5-6</b>	<b>0</b>	<b>1</b>	<b>1</b>	<b>0</b>	<b>0</b>	<b>67</b>

## Field Goals

Player	fg	pct.	01-19	20-29	30-39	40-49	50-99	lg	blk
Jonathan Doerer	3-4	75.0	0-0	0-0	0-0	3-3	0-1	48	0
<b>Opponents</b>	<b>4-5</b>	<b>80.0</b>	<b>0-0</b>	<b>1-1</b>	<b>2-3</b>	<b>1-1</b>	<b>0-0</b>	<b>43</b>	<b>0</b>

## FG Sequence

Team Name	Notre Dame	Opponents
Florida St.	(48),(41)	(43),37
Toledo	55,(48)	(31),(32),(23)

Numbers in parentheses indicate field goal was made

## All Purpose

Player	g	rush	rcv	pr	kr	ir	total	avg/g
Kyren Williams	2	120	108	4	0	0	232	116.0
Michael Mayer	2	0	201	0	0	0	201	100.5
Kevin Austin	2	0	154	0	0	0	154	77.0
Chris Tyree	2	43	73	0	19	0	135	67.5
Braden Lenzy	2	0	72	0	0	0	72	36.0
Tyler Buchner	1	68	0	0	0	0	68	68.0
Joe Wilkins	2	0	37	0	0	0	37	18.5
Avery Davis	2	0	29	0	0	0	29	14.5
Deion Colzie	1	0	7	0	0	0	7	7.0
Clarence Lewis	2	0	0	0	0	4	4	2.0
Lorenzo Styles Jr.	2	0	2	0	0	0	2	1.0
Jack Coan	2	-27	0	0	0	0	-27	-13.5
Team	2	-7	0	0	0	0	-7	-3.5
<b>Total</b>	<b>2</b>	<b>197</b>	<b>683</b>	<b>4</b>	<b>19</b>	<b>4</b>	<b>907</b>	<b>453.5</b>
<b>Opponents</b>	<b>2</b>	<b>388</b>	<b>399</b>	<b>0</b>	<b>130</b>	<b>32</b>	<b>949</b>	<b>474.5</b>

## Total Offense

Player	g	plays	rush	pass	total	avg/g
Jack Coan	2	85	-27	605	578	289.0
Tyler Buchner	1	10	68	78	146	146.0
Kyren Williams	2	34	120	0	120	60.0
Chris Tyree	2	14	43	0	43	21.5
Team	2	0	-7	0	-7	-3.5
<b>Total</b>	<b>2</b>	<b>145</b>	<b>197</b>	<b>683</b>	<b>880</b>	<b>440.0</b>
<b>Opponents</b>	<b>2</b>	<b>137</b>	<b>388</b>	<b>399</b>	<b>787</b>	<b>393.5</b>

## Punting

Player	no.	yds	avg	lg	tb	fc	i20	50+	blk
Jay Bramblett	9	384	42.7	58	0	7	4	2	0
<b>Total</b>	<b>9</b>	<b>384</b>	<b>42.7</b>	<b>58</b>	<b>0</b>	<b>7</b>	<b>4</b>	<b>2</b>	<b>0</b>
<b>Opponents</b>	<b>11</b>	<b>489</b>	<b>44.5</b>	<b>68</b>	<b>1</b>	<b>5</b>	<b>5</b>	<b>3</b>	<b>0</b>

## Kickoffs

Player	no.	yds	avg	tb	ob	retn	net	ydln
Jonathan Doerer	13	831	63.9	7	0			
<b>Total</b>	<b>13</b>	<b>831</b>	<b>63.9</b>	<b>7</b>	<b>0</b>	<b>6</b>	<b>40.5</b>	<b>24</b>
<b>Opponents</b>	<b>14</b>	<b>895</b>	<b>63.9</b>	<b>9</b>	<b>0</b>	<b>1</b>	<b>40.1</b>	<b>24</b>



2021-22 Notre Dame Football  
Overall Defense Statistics  
All games

Page 1/1  
as of Sep 11, 2021

## Team Defense

##	Player	gp	Tackles				Sacks	Pass defense			Fumbles		blkd	
			ua	a	tot	tfl/yds		int-yds	brup	qbh	fr-yds	ff	kick	saf
27	JD Bertrand	2	16	7	23	3.5-15	1.5-13	.	.	1	1-0	.	.	.
5	Cam Hart	2	6	6	12	2-7	.	.	1	.	.	.	.	.
14	Kyle Hamilton	2	5	6	11	2-5	.	2-0	.	.	.	.	.	.
7	Isaiah Foskey	2	7	4	11	3-28	3-28	.	.	1	.	.	.	.
3	Houston Griffith	2	6	5	11	.	.	.	.	1	.	.	.	.
57	Jayson Ademilola	2	5	5	10	1.5-6	0.5-4	.	2	1	.	.	.	.
40	Drew White	2	4	4	8	.	.	.	.	.	.	.	.	.
9	Justin Ademilola	2	2	5	7	1-2	1-2	.	.	.	.	.	.	.
24	Jack Kiser	2	1	4	5	.	.	.	.	1	.	.	.	.
10	Isaiah Pryor	2	2	3	5	1-2	.	.	.	2	.	.	.	.
52	Bo Bauer	2	3	2	5	.	.	.	1	1	.	.	.	.
28	TaRiq Bracy	2	3	1	4	.	.	.	1	.	.	.	.	.
95	Myron Tagovailoa-Amosa	2	2	1	3	2-4	2-4	.	.	1	.	1	.	.
46	Adam Shibley	1	1	1	2	.	.	.	.	.	.	.	.	.
56	Howard Cross III	2	1	1	2	.	.	.	.	2	.	.	.	.
31	Nana Osafo-Mensah	2	.	2	2	.	.	.	.	1	.	.	.	.
6	Clarence Lewis	2	2	.	2	.	.	1-4	1	.	.	.	.	.
54	Jacob Lacey	2	2	.	2	.	.	.	.	.	.	.	.	.
41	Kurt Hinish	2	1	1	2	1-3	1-3	.	.	.	.	.	.	.
30	Chris Velotta	1	1	.	1	.	.	.	.	.	.	.	.	.
2	DJ Brown	1	1	.	1	1-2	.	.	.	.	.	.	.	.
0	Braden Lenzy	1	1	.	1	.	.	.	.	.	.	.	.	.
17	Jack Coan	1	1	.	1	1-0	.	.	.	.	.	.	.	.
99	Rylie Mills	1	1	.	1	1-5	1-5	.	.	.	.	.	.	.
39	Jonathan Doerer	1	1	.	1	.	.	.	.	.	.	.	.	.
22	Justin Walters	1	1	.	1	.	.	.	.	.	.	.	.	.
<b>Totals</b>		<b>2</b>	<b>76</b>	<b>58</b>	<b>134</b>	<b>20-79</b>	<b>10-59</b>	<b>3-4</b>	<b>6</b>	<b>12</b>	<b>1-0</b>	<b>1</b>	<b>0</b>	<b>0</b>
Opponents		2	84	52	136	20-80	10-53	2-32	7	6	2-0	2	0	0



2021-22 Notre Dame Football  
Team Game-by-Game  
All games

Page 1/1  
as of Sep 11, 2021

		Rushing				Receiving				Passing				Kick Returns				Punt Returns				tot		
Date	Opponent	no.	yds	td	lg	no.	yds	td	lg	cmp	att	int	yds	td	lg	no.	yds	td	lg	no.	yds	td	lg	off
09/05/2021	at Florida St.	35	65	1	12	26	366	4	55	26	35	1	366	4	55	0	0	0	0	1	4	0	4	431
09/11/2021	Toledo	39	132	1	43	24	317	3	55	24	36	1	317	3	55	1	19	0	19	0	0	0	0	449
Notre Dame		74	197	2	43	50	683	7	55	50	71	2	683	7	55	1	19	0	19	1	4	0	4	880
Opponents		79	388	5	89	33	399	2	66	33	58	3	399	2	66	6	130	0	38	0	0	0	0	787

## Notre Dame Averages

Games	Avg/ rush	Avg/ catch	Pass eff	KR avg	PR avg	All purpose avg/game	Total offense avg/game
2	2.7	13.7	178.1	19.0	4.0	453.5	440.0

		Tackles				Sacks	Fumble	Pass Defense			blkd	PAT attempts			off			
Date	Opponent	ua	a	total	tfl-yds	no-yds	ff	fr-yds	int-yds	qbh	brup	kick	kick	rush	rcv	saf	t/o	pts
09/05/2021	at Florida St.	36	40	76	8.0-43	5-34	0	0-0	3-4	8	1	0	5-5	0	0	0	21	41
09/11/2021	Toledo	40	18	58	12.0-36	5-25	1	1-0	0-0	4	5	0	3-3	0	1	0	0	32
Notre Dame		76	58	134	20.0-79	10-59	1	1-0	3-4	12	6	0	8-8	0	1	0	21	73
Opponents		84	52	136	20.0-80	10-53	2	2-0	2-32	6	7	0	5-6	0	1	0	17	67

		Punting										Field Goals			Kickoffs				
Date	Opponent	no.	yds	avg	long	blkd	tb	fc	50+	i20	md-att	long	blkd	no.	yds	avg	tb	ob	
09/05/2021	at Florida St.	6	236	39.3	50	0	0	5	1	3	2-2	48	0	7	450	64.3	4	0	
09/11/2021	Toledo	3	148	49.3	58	0	0	2	1	1	1-2	48	0	6	381	63.5	3	0	
Notre Dame		9	384	42.7	58	0	0	7	2	4	3-4	48	0	13	831	63.9	7	0	
Opponents		11	489	44.5	68	0	1	5	3	5	4-5	43	0	14	895	63.9	9	0	





2021-22 Notre Dame Football  
Opponents Game-by-Game  
All games

Page 1/1  
as of Sep 11, 2021

		Rushing				Receiving				Passing				Kick Returns				Punt Returns				tot		
Date	Opponent	no.	yds	td	lg	no.	yds	td	lg	cmp	att	int	yds	td	lg	no.	yds	td	lg	no.	yds	td	lg	off
09/05/2021	at Florida St.	48	264	3	89	14	178	2	60	14	26	3	178	2	60	3	72	0	33	0	0	0	0	442
09/11/2021	Toledo	31	124	2	67	19	221	0	66	19	32	0	221	0	66	3	58	0	38	0	0	0	0	345
Opponents		79	388	5	89	33	399	2	66	33	58	3	399	2	66	6	130	0	38	0	0	0	0	787
Notre Dame		74	197	2	43	50	683	7	55	50	71	2	683	7	55	1	19	0	19	1	4	0	4	880

## Opponents Averages

Games	Avg/ rush	Avg/ catch	Pass effc	KR avg	PR avg	All purpose avg/game	Total offense avg/game
2	4.9	12.1	115.7	21.7	0.0	474.5	393.5

Date	Opponent	Tackles				Sacks		Fumble		Pass Defense				blkd	PAT attempts				off	
		ua	a	total	tfl-yds	no-yds	ff	fr-yds	int-yds	qbh	brup	kick	kick	rush	rcv	saf	t/o	pts		
09/05/2021	at Florida St.	34	36	70	9.0-26	4-16	0	0-0	1-5	0	2	0	3-4	0	1	0	0	38		
09/11/2021	Toledo	50	16	66	11.0-54	6-37	2	2-0	1-27	6	5	0	2-2	0	0	0	17	29		
Opponents		84	52	136	20.0-80	10-53	2	2-0	2-32	6	7	0	5-6	0	1	0	17	67		
Notre Dame		76	58	134	20.0-79	10-59	1	1-0	3-4	12	6	0	8-8	0	1	0	21	73		

Date	Opponent	Punting										Field Goals			Kickoffs				
		no.	yds	avg	long	blkd	tb	fc	50+	120	md-att	long	blkd	no.	yds	avg	tb	ob	
09/05/2021	at Florida St.	4	171	42.8	53	0	0	3	1	1	1-2	43	0	7	444	63.4	3	0	
09/11/2021	Toledo	7	318	45.4	68	0	1	2	2	4	3-3	32	0	7	451	64.4	6	0	
Opponents		11	489	44.5	68	0	1	5	3	5	4-5	43	0	14	895	63.9	9	0	
Notre Dame		9	384	42.7	58	0	0	7	2	4	3-4	48	0	13	831	63.9	7	0	



**2021-22 Notre Dame Football  
Red-Zone Results  
All games**

Page 1/1  
as of Sep 11, 2021

**Notre Dame Inside Opponent Red-Zone**

				Times	Times	Total		Rush	Pass	FGs	Failed to score inside RZ					
Date	Opponent		Score	In RZ	Scored	Pts	TDs	TDs	TDs	Made	FGA	Down	Int	Fumb	Half	Game
09/05/2021	at Florida St.	W	41-38	2	2	14	2	1	1	0	0	0	0	0	0	0
09/11/2021	Toledo	W	32-29	2	2	15	2	0	2	0	0	0	0	0	0	0
	Totals 4 of 4 (100.0%)			4	4	29	4	1	3	0	0	0	0	0	0	0

**Opponents Inside Notre Dame Red-Zone**

				Times	Times	Total		Rush	Pass	FGs	Failed to score inside RZ					
Date	Opponent		Score	In RZ	Scored	Pts	TDs	TDs	TDs	Made	FGA	Down	Int	Fumb	Half	Game
09/05/2021	Florida St.	W	41-38	4	3	22	3	2	1	0	1	0	0	0	0	0
09/11/2021	Toledo	W	32-29	4	4	15	1	1	0	3	3	0	0	0	0	0
	Totals 7 of 8 (87.5%)			8	7	37	4	3	1	3	4	0	0	0	0	0



2021-22 Notre Dame Football  
By Quarter Statistics  
All games

Page 1/1  
as of Sep 11, 2021

## 3rd-Down Conversions

Date	Opponent		Score	Overall	1st Qtr	2nd Qtr	3rd Qtr	4th Qtr	Overtime
09/05/2021	at Florida St.	Wot1	41-38	6-17 35.3	0-4 0.0	2-5 40.0	3-3 100.0	1-4 25.0	0-1 0.0
09/11/2021	Toledo	W	32-29	8-14 57.1	2-4 50.0	0-1 0.0	4-6 66.7	2-3 66.7	0-0 0.0
<b>Notre Dame</b>				<b>14-31 45.2</b>	<b>2-8 25.0</b>	<b>2-6 33.3</b>	<b>7-9 77.8</b>	<b>3-7 42.9</b>	<b>0-1 0.0</b>
<b>Opponents</b>				<b>14-33 42.4</b>	<b>2-7 28.6</b>	<b>2-8 25.0</b>	<b>2-7 28.6</b>	<b>8-10 80.0</b>	<b>0-1 0.0</b>

## 4th-Down Conversions

Date	Opponent		Score	Overall	1st Qtr	2nd Qtr	3rd Qtr	4th Qtr	Overtime
09/05/2021	at Florida St.	Wot1	41-38	1-2 50.0	1-2 50.0	0-0 0.0	0-0 0.0	0-0 0.0	0-0 0.0
09/11/2021	Toledo	W	32-29	0-1 0.0	0-0 0.0	0-1 0.0	0-0 0.0	0-0 0.0	0-0 0.0
<b>Notre Dame</b>				<b>1-3 33.3</b>	<b>1-2 50.0</b>	<b>0-1 0.0</b>	<b>0-0 0.0</b>	<b>0-0 0.0</b>	<b>0-0 0.0</b>
<b>Opponents</b>				<b>1-2 50.0</b>	<b>0-0 0.0</b>	<b>0-0 0.0</b>	<b>1-2 50.0</b>	<b>0-0 0.0</b>	<b>0-0 0.0</b>

## Time of Possession

Date	Opponent		Score	Overall	1st Qtr	2nd Qtr	3rd Qtr	4th Qtr	Overtime
09/05/2021	at Florida St.	Wot1	41-38	30:41	09:06	09:12	06:59	05:24	00:00
09/11/2021	Toledo	W	32-29	29:56	07:19	05:27	05:37	11:33	00:00
<b>Notre Dame</b>				<b>Total 60:37</b>	<b>16:25</b>	<b>14:39</b>	<b>12:36</b>	<b>16:57</b>	<b>00:00</b>
				<b>Avg. 30:19</b>	<b>08:13</b>	<b>07:20</b>	<b>06:18</b>	<b>08:29</b>	<b>00:00</b>
<b>Opponents</b>				<b>Total 59:19</b>	<b>10:44</b>	<b>18:17</b>	<b>09:07</b>	<b>21:11</b>	<b>00:00</b>
				<b>Avg. 29:39</b>	<b>05:22</b>	<b>09:08</b>	<b>04:33</b>	<b>10:35</b>	<b>00:00</b>



## NOTRE DAME 20+ YARD PLAYS

YARDS	TYPE	PLAYER(S)	OPPONENT
55*	Pass	Tyler Buchner to Chris Tyree	Toledo
55	Pass	Jack Coan to Kyren Williams	Florida State
43*	Rush	Kyren Williams	Toledo
41*	Pass	Jack Coan to Michael Mayer	Florida State
37*	Pass	Jack Coan to Kevin Austin Jr.	Florida State
34	Pass	Jack Coan to Kevin Austin Jr.	Toledo
29	Pass	Jack Coan to Kevin Austin Jr.	Florida State
28	Pass	Jack Coan to Michael Mayer	Toledo
26	Rush	Tyler Buchner	Toledo
25	Pass	Jack Coan to Michael Mayer	Florida State
24	Pass	Jack Coan to Braden Lenzy	Florida State
23*	Pass	Jack Coan to Joe Wilkins Jr.	Florida State
22	Pass	Jack Coan to Michael Mayer	Florida State

## OPPONENT 20+ YARD PLAYS

YARDS	TYPE	PLAYER(S)	ND OPPONENT
89*	Rush	Jashaun Corbin	Florida State
66	Pass	Carter Bradley to Devin Maddox	Toledo
60	Pass	Jordan Travis to Ja'Khi Douglas	Florida State
26*	Rush	Dequan Finn	Toledo
25	Rush	Jordan Travis	Florida State
23	Pass	Carter Bradley to Devin Maddox	Toledo
22	Pass	McKenzie Milton to Ja'Khi Douglas	Florida State
21	Pass	Jordan Travis to Malik McClain	Florida State
20	Rush	Lawrence Toafili	Florida State

\*Touchdown play



## NOTRE DAME INDIVIDUAL GAME HIGHS

### Notre Dame - Individual Game Highs

RUSHES	18	Kyren Williams at Florida St. (09/05/2021)
YARDS RUSHING	78	Kyren Williams vs Toledo (09/11/2021)
TD RUSHES	1	Kyren Williams vs Toledo (09/11/2021) Chris Tyree at Florida St. (09/05/2021)
LONG RUSH	43	Kyren Williams vs Toledo (09/11/2021)
PASS ATTEMPTS	35	Jack Coan at Florida St. (09/05/2021)
PASS COMPLETIONS	26	Jack Coan at Florida St. (09/05/2021)
YARDS PASSING	366	Jack Coan at Florida St. (09/05/2021)
TD PASSES	4	Jack Coan at Florida St. (09/05/2021)
LONG PASS	55	Tyler Buchner vs Toledo (09/11/2021) Jack Coan at Florida St. (09/05/2021)
RECEPTIONS	9	Michael Mayer at Florida St. (09/05/2021)
YARDS RECEIVING	120	Michael Mayer at Florida St. (09/05/2021)
TD RECEPTIONS	2	Michael Mayer vs Toledo (09/11/2021)
LONG RECEPTION	55	Chris Tyree vs Toledo (09/11/2021) Kyren Williams at Florida St. (09/05/2021)
PUNTS	6	Jay Bramblett at Florida St. (09/05/2021)
PUNTING AVG	49.3	Jay Bramblett vs Toledo (09/11/2021)
LONG PUNT	58	Jay Bramblett vs Toledo (09/11/2021)
PUNTS INSIDE 20	3	Jay Bramblett at Florida St. (09/05/2021)
LONG PUNT RETURN	4	Kyren Williams at Florida St. (09/05/2021)
LONG KICKOFF RETURN	19	Chris Tyree vs Toledo (09/11/2021)
TACKLES	12	JD Bertrand at Florida St. (09/05/2021)
SACKS	2	Myron Tagovailoa-Amosa vs Toledo (09/11/2021) Isaiah Foskey at Florida St. (09/05/2021)
TACKLES FOR LOSS	3	JD Bertrand vs Toledo (09/11/2021)

## OPPONENT INDIVIDUAL GAME HIGHS

### Opponent - Individual Game Highs

RUSHES	21	Bryant Koback vs Toledo (09/11/2021)
YARDS RUSHING	144	Jashaun Corbin at Florida St. (09/05/2021)
TD RUSHES	1	Dequan Finn vs Toledo (09/11/2021) Bryant Koback vs Toledo (09/11/2021) Jordan Travis at Florida St. (09/05/2021) Jashaun Corbin at Florida St. (09/05/2021) Treshaun Ward at Florida St. (09/05/2021)
LONG RUSH	89	Jashaun Corbin at Florida St. (09/05/2021)
PASS ATTEMPTS	27	Carter Bradley vs Toledo (09/11/2021)
PASS COMPLETIONS	17	Carter Bradley vs Toledo (09/11/2021)
YARDS PASSING	213	Carter Bradley vs Toledo (09/11/2021)
TD PASSES	2	Jordan Travis at Florida St. (09/05/2021)
LONG PASS	66	Carter Bradley vs Toledo (09/11/2021)
RECEPTIONS	9	Devin Maddox vs Toledo (09/11/2021)
YARDS RECEIVING	135	Devin Maddox vs Toledo (09/11/2021)
TD RECEPTIONS	1	Ja'Khi Douglas at Florida St. (09/05/2021) Andrew Parchment at Florida St. (09/05/2021)
LONG RECEPTION	66	Devin Maddox vs Toledo (09/11/2021)
FIELD GOALS	3	Thomas Cluckey vs Toledo (09/11/2021)
LONG FIELD GOALS	43	Ryan Fitzgerald at Florida St. (09/05/2021)
PUNTS	7	Bailey Flint vs Toledo (09/11/2021)
PUNTING AVG	45.4	Bailey Flint vs Toledo (09/11/2021)
LONG PUNT	68	Bailey Flint vs Toledo (09/11/2021)
PUNTS INSIDE 20	4	Bailey Flint vs Toledo (09/11/2021)
LONG PUNT RETURN	none	
LONG KICKOFF RETURN	38	Bryce Mitchell vs Toledo (09/11/2021)
TACKLES	11	Dyontae Johnson vs Toledo (09/11/2021)
SACKS	2	Terrance Taylor vs Toledo (09/11/2021)
TACKLES FOR LOSS	3	Terrance Taylor vs Toledo (09/11/2021)
INTERCEPTIONS	1	Chris McDonald Jr. vs Toledo (09/11/2021) Travis Jay at Florida St. (09/05/2021)

## NOTRE DAME TEAM GAME HIGHS

### Notre Dame - Game Highs

RUSHES	39	Toledo (09/11/2021)
YARDS RUSHING	132	Toledo (09/11/2021)
YARDS PER RUSH	3.4	Toledo (09/11/2021)
TD RUSHES	1	Toledo (09/11/2021) at Florida St. (09/05/2021)
PASS ATTEMPTS	36	Toledo (09/11/2021)
PASS COMPLETIONS	26	at Florida St. (09/05/2021)
YARDS PASSING	366	at Florida St. (09/05/2021)
YARDS PER PASS	10.5	at Florida St. (09/05/2021)
TD PASSES	4	at Florida St. (09/05/2021)
TOTAL PLAYS	75	Toledo (09/11/2021)
TOTAL OFFENSE	449	Toledo (09/11/2021)
YARDS PER PLAY	6.2	at Florida St. (09/05/2021)
POINTS	41	at Florida St. (09/05/2021)
SACKS BY	5	Toledo (09/11/2021) at Florida St. (09/05/2021)
FIRST DOWNS	27	Toledo (09/11/2021)
PENALTIES	5	at Florida St. (09/05/2021)
PENALTY YARDS	38	at Florida St. (09/05/2021)
TURNOVERS	3	Toledo (09/11/2021)
PUNTS	6	at Florida St. (09/05/2021)
PUNTING AVG	49.3	Toledo (09/11/2021)
LONG PUNT	58	Toledo (09/11/2021)
PUNTS INSIDE 20	3	at Florida St. (09/05/2021)
LONG PUNT RETURN	4	at Florida St. (09/05/2021)

## OPPONENT TEAM GAME HIGHS

### Opponent - Game Highs

RUSHES	48	at Florida St. (09/05/2021)
YARDS RUSHING	264	at Florida St. (09/05/2021)
YARDS PER RUSH	5.5	at Florida St. (09/05/2021)
TD RUSHES	3	at Florida St. (09/05/2021)
PASS ATTEMPTS	32	Toledo (09/11/2021)
PASS COMPLETIONS	19	Toledo (09/11/2021)
YARDS PASSING	221	Toledo (09/11/2021)
YARDS PER PASS	6.9	Toledo (09/11/2021)
TD PASSES	2	at Florida St. (09/05/2021)
TOTAL PLAYS	74	at Florida St. (09/05/2021)
TOTAL OFFENSE	442	at Florida St. (09/05/2021)
YARDS PER PLAY	6.0	at Florida St. (09/05/2021)
POINTS	38	at Florida St. (09/05/2021)
SACKS BY	6	Toledo (09/11/2021)
FIRST DOWNS	19	at Florida St. (09/05/2021)
PENALTIES	11	Toledo (09/11/2021)
PENALTY YARDS	99	Toledo (09/11/2021)
TURNOVERS	3	at Florida St. (09/05/2021)
PUNTS	7	Toledo (09/11/2021)
PUNTING AVG	45.4	Toledo (09/11/2021)
LONG PUNT	68	Toledo (09/11/2021)
PUNTS INSIDE 20	4	Toledo (09/11/2021)
LONG PUNT RETURN	0	Toledo (09/11/2021) at Florida St. (09/05/2021)



## 57 JAYSON ADEMIOLA

**DL • 6-3, 280 lbs • Senior/Senior**  
Jackson, NJ (St. Peter's Prep)

### ADEMIOLA'S CAREER HIGHS

**Tackles:** 5, at Duke (2019)  
**Tackles-for-Loss:** 1.0 (3x), MR vs. Navy (2019)  
**Sacks:** 0.5 (3x), MR at Florida State (2021)  
**Forced Fumbles:** N/A  
**Fumble Recoveries:** N/A

### ADEMIOLA'S CAREER STATISTICS

TACKLES	g	ua	a	total	tfl	pd	ff	fr	blk	qbh
2018	12	11	8	19	1.5-5	0	0	0	0	1
2019	11	9	16	25	4.0-12	1	0	0	0	2
2020	8	4	7	11	1.5-12	0	0	0	0	4
2021	2	5	5	10	1.5-6	2	0	0	0	1
TOTAL	33	29	36	65	8.5-35	3	0	0	0	8

SACKS	g	ua	a	total	yards
2018	12	0	1	0.5	3
2019	11	0	0	0.0	0
2020	8	0	1	0.5	4
2021	2	0	1	0.5	4
TOTAL	33	0	3	1.5	11



## 9 JUSTIN ADEMIOLA

**DL • 6-1 3/4, 255 lbs • Senior/Junior**  
Jackson, NJ (St. Peter's Prep)

### ADEMIOLA'S CAREER HIGHS

**Tackles:** 5, at Florida State (2021)  
**Tackles-for-Loss:** 1.5, at North Carolina (2020)  
**Sacks:** 1.0, (2x), MR vs. Toledo (2021)  
**Forced Fumbles:** N/A  
**Fumble Recoveries:** N/A

### ADEMIOLA'S CAREER STATISTICS

TACKLES	g	ua	a	total	tfl	pd	ff	fr	blk	qbh
2018	4	6	3	9	0.0-0	0	0	0	0	0
2019	8	6	3	9	1.0-2	0	0	0	0	0
2020	12	10	7	17	2.5-5	1	0	0	0	0
2021	2	2	5	7	1.0-2	0	0	0	0	0
TOTAL	26	24	18	42	4.5-9	1	0	0	0	0

SACKS	g	ua	a	total	yards
2018	4	0	0	0.0	0
2019	8	0	0	0.0	0
2020	12	1	0	1.0	2
2021	2	1	0	1.0	2
TOTAL	26	2	0	2.0	4



## 4 KEVIN AUSTIN JR.

**WR • 6-2, 215 lbs • Senior/Junior**  
Ft. Lauderdale, FL (North Broward Prep)

### AUSTIN JR.'S CAREER HIGHS

**Receptions:** 4, (2x), MR vs. Toledo (2021)  
**Receiving Yards:** 91, at Florida State (2021)  
**Longest Reception:** 38, at Navy (2018)  
**Receiving TDs:** 1, at Florida State (2021)

### AUSTIN JR.'S CAREER STATISTICS

RECEIVING	g	rec	yards	td	long	rec/g	avg/c	avg/g
2018	11	5	90	0	38	0.5	18.0	8.2
2020	2	1	18	0	18	0.5	18.0	9.0
2021	2	8	154	1	37	4.0	19.2	77.0
TOTAL	15	14	262	1	38	0.9	18.7	17.5

SCORING	g	td	rush	rcv	ret	pat	2pat	fg	total	avg/g
2018	11	0	0	0	0	0	0	0	0	0.0
2020	2	0	0	0	0	0	0	0	0	0.0
2021	2	1	0	1	0	0	0	0	6	3.0



## 52 BO BAUER

**LB • 6-2 3/4, 233 lbs • Senior/Senior**  
Harborcreek, PA (Cathedral Prep)

### BAUER'S CAREER HIGHS


**Tackles:** 6 (2x), MR vs. Syracuse (2020)  
**Tackles-for-Loss:** 2.0 (2x), vs. Syracuse (2020)  
**Sacks:** 1.0, vs. Florida State (2020)  
**Forced Fumbles:** N/A  
**Fumble Recoveries:** N/A  
**Interceptions:** 1, at Pitt (2020)  
**INT Return Yards:** 16, at Pitt (2020)

### BAUER'S CAREER STATISTICS

INTERCEPTIONS	g	no.	yards	td	long	avg/r	avg/g
2018	13	0	0	0	0	0.0	0.0
2019	13	0	0	0	0	0.0	0.0
2020	12	1	16	0	16	16.0	1.3
2021	2	0	0	0	0	0.0	0.0
TOTAL	40	1	16	0	16	16.0	0.4

TACKLES	g	ua	a	total	tfl	pd	ff	fr	blk	qbh
2018	13	7	3	10	0.0-0	0	0	0	0	0
2019	13	18	10	28	2.0-4	0	0	0	1	0
2020	12	17	9	26	4.5-17	2	0	0	0	3
2021	2	3	2	5	0.0-0	1	0	0	0	1
TOTAL	40	45	24	69	6.5-21	3	0	0	1	4

SACKS	g	ua	a	total	yards
2018	13	0	0	0.0	0
2019	13	0	0	0.0	0
2020	12	1	0	1.0	7
2021	2	0	0	0.0	0
TOTAL	40	1	0	1.0	7



## 84 KEVIN BAUMAN

**TE • 6-4 1/2, 242 lbs • Sophomore/Freshman**  
Red Bank, NJ (Red Bank Catholic)

### BAUMAN'S CAREER HIGHS

**Receptions:** 1, vs. South Florida (2020)  
**Receiving Yards:** 5, vs. South Florida (2020)  
**Longest Reception:** 5, vs. South Florida (2020)  
**Receiving TDs:** N/A

### BAUMAN'S CAREER STATISTICS

RECEIVING	g	rec	yards	td	long	rec/g	avg/c	avg/g
2020	4	1	5	0	5	0.2	5.0	1.2
2021	1	0	0	0	0	0.0	0.0	0.0
TOTAL	5	1	5	0	5	0.2	5.0	1.0



## 27 JD BERTRAND


**LB • 6-1, 230 lbs • Junior/Sophomore**  
Alpharetta, GA (Blessed Trinity)

### BERTRAND'S CAREER HIGHS

**Tackles:** 11, at Florida State (2021)  
**Tackles-for-Loss:** 3, vs. Toledo (2021)  
**Sacks:** 1, vs. Toledo (2021)  
**Forced Fumbles:** N/A  
**Fumble Recoveries:** N/A

### BERTRAND'S CAREER STATISTICS

TACKLES	g	ua	a	total	tfl	pd	ff	fr	blk	qbh
2019	2	0	0	0	0.0-0	0	0	0	0	0
2020	11	5	2	7	0.0-0	0	0	0	0	0
2021	2	16	7	23	3.5-15	0	0	1	0	1
TOTAL	15	21	9	30	3.5-15	0	0	1	0	1



## 17 JORDAN BOTELHO

**DL • 6-2 1/2, 245 lbs • Sophomore/Sophomore**  
Honolulu, HI (Saint Louis)

### BOTELHO'S CAREER HIGHS

**Tackles:** 1 (3x), MR vs. Clemson (2020)  
**Tackles-for-Loss:** N/A  
**Sacks:** N/A  
**Forced Fumbles:** N/A  
**Fumble Recoveries:** N/A

### BOTELHO'S CAREER STATISTICS

PUNT RETURNS	g	no.	yards	td	long	avg/r	avg/g
2020	11	0	1	1	1	0.0	0.1
TOTAL	11	0	1	1	1	0.0	0.1

TACKLES	g	ua	a	total	tfl	pd	ff	fr	blk	qbh
2020	11	2	2	4	0.0-0	0	0	0	0	0
TOTAL	11	2	2	4	0.0-0	0	0	0	0	0



## 28 TARIQ BRACY

**CB • 5-10 1/8, 177 lbs • Senior/Senior**  
Milpitas, CA (Milpitas)

### BRACY'S CAREER HIGHS

**Tackles:** 8, vs. Florida State (2020)  
**Forced Fumbles:** 1 (2x), MR vs. Bowling Green (2019)  
**Fumble Recoveries:** 1 (2x), MR at Duke (2019)  
**Interceptions:** N/A  
**INT Return Yards:** N/A  
**Pass Breakups:** 2 (3x), MR vs. Duke (2020)

### BRACY'S CAREER STATISTICS

TACKLES	g	ua	a	total	tfl	pd	ff	fr	blk	qbh
2018	12	14	4	18	0.0-0	0	1	0	0	0
2019	12	25	9	34	0.0-0	7	1	2	0	0
2020	8	22	2	24	2.0-7	3	0	0	0	0
2021	2	3	1	4	0.0-0	1	0	0	0	0
TOTAL	34	64	16	80	2.0-7	11	2	2	0	0



## 19 JAY BRAMBLETT

**P • 6-1 1/2, 197 lbs • Junior/Junior**  
Tuscaloosa, AL (Hillcrest)

### BRAMBLETT'S CAREER HIGHS


**Punts:** 10, at Michigan (2019)  
**Punt Yards:** 423, at Michigan (2019)  
**Long Punt:** 61, at Michigan (2019)  
**Rushes:** 1 (2x), MR vs. Louisville (2020)  
**Rushing Yards:** 14, vs. Duke (2020)

### BRAMBLETT'S CAREER STATISTICS

ALL PURPOSE	g	rush	rcv	pr	kr	ir	total	avg/g
2019	13	0	0	0	0	0	0	0.0
2020	12	21	0	0	0	0	21	1.8
2021	2	0	0	0	0	0	0	0.0
TOTAL	27	21	0	0	0	0	21	0.8

PUNTING	g	no.	yards	long	avg
2019	13	63	2485	61	39.4
2020	12	43	1839	59	42.8
2021	2	9	384	58	42.7
TOTAL	27	115	4708	61	40.9

TACKLES	g	ua	a	total	tfl	pd	ff	fr	blk	qbh
2019	13	0	0	0	0.0-0	0	0	0	0	0
2020	12	1	0	1	0.0-0	0	0	0	0	0
2021	2	0	0	0	0.0-0	0	0	0	0	0
TOTAL	27	1	0	1	0.0-0	0	0	0	0	0



## 12 DJ BROWN

**S • 6-0 3/8, 200 lbs • Senior/Junior**  
Annapolis, MD (St. John's College)

### BROWN'S CAREER HIGHS

**Tackles:** 3, vs. New Mexico (2019)  
**Tackles-for-Loss:** 1, at Florida State (2021)  
**Forced Fumbles:** N/A  
**Fumble Recoveries:** N/A  
**Interceptions:** N/A  
**INT Return Yards:** N/A  
**Pass Breakups:** 1 (2x), MR vs. Florida State (2020)

### BROWN'S CAREER STATISTICS

TACKLES	g	ua	a	total	tfl	pd	ff	fr	blk	qbh
2018	1	0	0	0	0.0-0	0	0	0	0	0
2019	9	3	4	7	0.0-0	0	0	0	0	0
2020	12	7	1	8	0.0-0	2	0	0	0	1
2021	1	1	0	1	1.0-2	0	0	0	0	0
TOTAL	23	11	5	16	1.0-2	2	0	0	0	1



## 12 TYLER BUCHNER


**QB • 6-1, 215 lbs • Freshman/Freshman**  
San Diego, CA (Helix)

### BUCHNER'S CAREER HIGHS

**Completions:** 3 vs. Toledo (2021)  
**Attempts:** 3 vs. Toledo (2021)  
**Passing Yards:** 78, vs. Toledo (2021)  
**Longest Pass:** 55, vs. Toledo (2021)  
**Passing TDs:** 1, vs. Toledo (2021)  
**Rushes:** 7 vs. Toledo (2021)  
**Rushing Yards:** 68, vs. Toledo (2021)  
**Longest Rush:** 26, vs. Toledo (2021)

RUSHING	g	att	yards	td	long	avg/c	avg/g
2021	1	7	68	0	26	9.7	68.0
TOTAL	1	7	68	0	26	9.7	68.0

PASSING	g	cmp	att	int	yards	td	long	pct	avg/p	avg/g
2021	1	3	3	0	78	1	55	100.0	26.0	78.0
TOTAL	1	3	3	0	78	1	55	100.0	26.0	78.0



## 17 JACK COAN


**QB • 6-3 1/4, 223 lbs • Graduate Student/Senior**  
Sayville, NY (Sayville/Wisconsin)

### COAN'S CAREER HIGHS

**Completions:** 26 (2x), MR at Florida State (2021)  
**Attempts:** 35 (2x), MR at Florida State (2021)  
**Passing Yards:** 366, at Florida State (2021)  
**Longest Pass:** 70, at Minnesota (2019)  
**Passing TDs:** 4, at Florida State (2021)  
**Rushes:** 9 (2x), MR at Florida State (2021)  
**Rushing Yards:** 27, vs. Ohio State (2019)  
**Longest Rush:** 25, vs. Michigan (2019)  
**Rushing TDs:** 2 (2x), MR vs. Ohio State (2019)

PASSING	g	cmp	att	int	yards	td	long	pct	avg/p	avg/g	effic
2021	2	47	68	2	605	6	55	69.1	8.9	302.5	167.1
TOTAL	2	47	68	2	605	6	55	69.1	8.9	302.5	167.1

TOTAL OFFENSE	g	rush	pass	total	avg/g
2021	2	-27	605	578	289.0
TOTAL	2	-27	605	578	289.0



## 56 HOWARD CROSS III


**DL • 6-0 7/8, 275 lbs • Junior/Junior**  
Paramus, NJ (Saint Joseph Regional)

### CROSS III'S CAREER HIGHS

**Tackles:** 3, vs. Syracuse (2020)  
**Tackles-for-Loss:** N/A  
**Sacks:** N/A  
**Forced Fumbles:** N/A  
**Fumble Recoveries:** N/A

### CROSS III'S CAREER STATISTICS

TACKLES	g	ua	a	total	tfl	pd	ff	fr	blk	qbh
2020	12	8	5	13	0.0-0	0	0	0	0	1
2021	2	1	1	2	0.0-0	0	0	0	0	2
TOTAL	14	9	6	15	0.0-0	0	0	0	0	3



## 3 AVERY DAVIS

**WR • 5-11, 202 lbs • Graduate Student/Senior**  
Cedar Hill, TX (Cedar Hill)

### DAVIS' CAREER HIGHS

**Receptions:** 4 (2x), MR vs. Clemson (2020)  
**Receiving Yards:** 78, vs. Clemson (2020)  
**Long Reception:** 59, vs. New Mexico (2019)  
**Receiving TDs:** 1 (4x), MR vs. Clemson (2020)  
**Rushes:** 9, at Wake Forest (2018)  
**Rushing Yards:** 43, at Wake Forest (2018)  
**Longest Rush:** 12, at Wake Forest (2018)  
**Rushing TDs:** N/A

### DAVIS' CAREER STATISTICS

RUSHING	g	att	yards	td	long	avg/c	avg/g
2017	0	0	0	0	0	0.0	0.0
2018	9	22	70	0	12	3.2	7.8
2019	11	6	10	0	7	1.7	0.9
2020	12	3	57	0	29	19.0	4.8
2021	1	0	0	0	0	0.0	0.0
TOTAL	33	31	137	0	29	4.4	4.2

TOTAL OFFENSE	g	rush	pass	total	avg/g
2017	0	0	0	0	0.0
2018	9	70	0	70	7.8
2019	11	10	0	10	0.9
2020	12	57	0	57	4.8
2021	1	0	0	0	0.0
TOTAL	33	137	0	137	4.2

RECEIVING	g	rec	yards	td	long	rec/g	avg/c	avg/g
2017	0	0	0	0	0	0.0	0.0	0.0
2018	9	5	30	0	9	0.6	6.0	3.3
2019	11	10	124	2	59	0.9	12.4	11.3
2020	12	24	322	2	53	2.0	13.4	26.8
2021	1	3	29	0	14	3.0	9.7	29.0
TOTAL	33	42	505	4	59	1.3	12.0	15.3



## 39 JONATHAN DOERER

**K/P • 6-3, 197 lbs • Graduate Student/Senior**  
Charlotte, NCL (South Mecklenburg)

### DOERER'S CAREER HIGHS

**Made Field Goals:** 4 (3x), MR vs. Clemson (2020)  
**Field Goal Attempts:** 5, vs. Clemson (2020)  
**Longest FG Made:** 52, vs. Southern Cal (2019)  
**PAT Made:** 7 (2x), MR vs. Navy (2019)  
**PAT Attempts:** 7 (2x), MR vs. Navy (2019)  
**Points:** 17, vs. Clemson (2020)

### DOERER'S CAREER STATISTICS

SCORING	g	td	rush	rcv	ret	pat	2pat	fg	total	avg/g
2017	7	0	0	0	0	0	0	0	0	0.0
2018	10	0	0	0	0	5	0	1	8	0.8
2019	13	0	0	0	0	57	0	17	108	8.3
2020	12	0	0	0	0	48	0	15	93	7.8
2021	2	0	0	0	0	8	0	3	17	8.5
TOTAL	44	0	0	0	0	118	0	36	226	5.1

FIELD GOALS	g	made	att	long	pct
2017	7	0	0	0	0.0
2018	10	1	1	30	100.0
2019	13	17	20	52	85.0
2020	12	15	23	51	65.2
2021	2	3	4	48	75.0
TOTAL	44	36	48	52	75.0



## 20 C'BO FLEMISTER

**RB • 5-11 1/4, 201 lbs • Senior/Junior**  
Williamson, GA (Pike County)

### FLEMISTER'S CAREER HIGHS

**Rushes:** 15, at Georgia Tech (2020)  
**Rushing Yards:** 127, vs. USF (2020)  
**Longest Rush:** 31, vs. USF (2020)  
**Rushing TDs:** 2, at Boston College (2020)  
**Receptions:** 1 (3x), MR at Boston College (2020)  
**Receiving Yards:** 27, at Boston College (2020)  
**Long Reception:** 27, at Boston College (2020)  
**Receiving TDs:** N/A

### FLEMISTER'S CAREER STATISTICS

RUSHING	g	att	yards	td	long	avg/c	avg/g
2018	2	1	0	0	0	0.0	0.0
2019	9	48	162	5	14	3.4	18.0
2020	9	58	299	5	31	5.2	33.2
TOTAL	20	107	461	10	31	4.3	23.0

TOTAL OFFENSE	g	rush	pass	total	avg/g
2018	2	0	0	0	0.0
2019	9	162	0	162	18.0
2020	9	299	0	299	33.2
TOTAL	20	461	0	461	23.0

RECEIVING	g	rec	yards	td	long	rec/g	avg/c	avg/g
2018	2	0	0	0	0	0.0	0.0	0.0
2019	9	1	13	0	13	0.1	13.0	1.4
2020	9	2	36	0	27	0.2	18.0	4.0
TOTAL	20	3	49	0	27	0.2	16.3	2.5





## 7 ISAIAH FOSKEY

**DL • 6-5, 260 lbs • Junior/Sophomore**  
Antioch, CA (De La Salle)

### FOSKEY'S CAREER HIGHS

**Tackles:** 8, at Florida State (2021)  
**Tackles-for-Loss:** 2, at Florida State (2021)  
**Sacks:** 2.0 at Florida State (2021)  
**Forced Fumbles:** N/A  
**Fumble Recoveries:** N/A

### FOSKEY'S CAREER STATISTICS

PUNT RETURNS	g	no.	yards	td	long	avg/r	avg/g
2019	4	1	23	0	0	23.0	5.8
2020	12	1	31	1	0	31.0	2.6
2021	2	0	0	0	0	0.0	0.0
TOTAL	18	2	54	1	0	27.0	3.0

ALL PURPOSE	g	rush	rcv	pr	kr	ir	total	avg/g
2019	4	0	0	23	0	0	23	5.8
2020	12	0	0	31	0	0	31	2.6
2021	2	0	0	0	0	0	0	0.0
TOTAL	18	0	0	54	0	0	54	3.0

TACKLES	g	ua	a	total	tfl	pd	ff	fr	blk	qbh
2019	4	1	4	5	0.0-0	0	0	0	1	1
2020	12	12	8	20	5.0-34	1	0	0	1	5
2021	2	7	4	11	3.0-28	0	0	0	0	1
TOTAL	18	20	16	36	8.0-62	1	0	0	2	7

SACKS	g	ua	a	total	yards
2019	4	0	0	0.0	0
2020	12	4	1	4.5	33
2021	2	3	0	3.0	28
TOTAL	18	7	1	7.5	61



## 3 HOUSTON GRIFFITH

**S • 6-0 1/4, 202 lbs • Senior/Senior**  
Chicago, IL (IMG Academy (FL))

### GRIFFITH'S CAREER HIGHS

**Tackles:** 8, at Florida State (2021)  
**Tackles-for-Loss:** 1.0, vs. USF (2020)  
**Forced Fumbles:** N/A  
**Fumble Recoveries:** N/A  
**Interceptions:** N/A  
**INT Return Yards:** N/A  
**Pass Breakups:** 1, (3x), MR at Duke (2019)  
**Quarterback Hurries:** 1, vs. Syracuse (2018)

### GRIFFITH'S CAREER STATISTICS

TACKLES	g	ua	a	total	tfl	pd	ff	fr	blk	qbh
2018	11	10	4	14	0.0-0	2	0	0	0	1
2019	13	3	2	5	0.0-0	1	0	0	0	0
2020	12	13	1	14	1.0-4	0	0	0	0	0
2021	2	6	5	11	0.0-0	0	0	0	0	1
TOTAL	38	32	12	44	1.0-4	3	0	0	0	2



## 14 KYLE HAMILTON

**S • 6-4, 220 lbs • Junior/Junior**  
Atlanta, GA (Marist School)

### HAMILTON'S CAREER HIGHS

**Tackles:** 10, vs. Clemson (ACCCG) (2020)  
**Tackles-for-Loss:** 2.0, (2x), MR vs. Toledo (2021)  
**Forced Fumbles:** N/A  
**Fumble Recoveries:** N/A  
**Interceptions:** 2, at Florida State (2021)  
**INT Return Yards:** 34, vs New Mexico (2019)  
**Pass Breakups:** 2, at Louisville (2019)  
**Quarterback Hurries:** 1 (2x), MR vs. Florida State (2020)

### HAMILTON'S CAREER STATISTICS

INTERCEPTIONS	g	no.	yards	td	long	avg/r	avg/g
2019	13	4	66	1	34	16.5	5.1
2020	11	1	14	0	14	14.0	1.3
2021	2	2	0	0	0	0.0	0.0
TOTAL	26	7	80	1	34	11.4	3.1

ALL PURPOSE	g	rush	rcv	pr	kr	ir	total	avg/g
2019	13	0	0	0	0	66	66	5.1
2020	11	0	0	0	0	14	14	1.3
2021	2	0	0	0	0	0	0	0.0
TOTAL	26	0	0	0	0	80	80	3.1

TACKLES	g	ua	a	total	tfl	pd	ff	fr	blk	qbh
2019	13	27	14	41	1.0-1	10	0	0	0	0
2020	11	51	12	63	4.5-16	7	0	0	0	2
2021	2	5	6	11	2.0-5	2	0	0	0	0
TOTAL	26	83	32	115	7.5-22	19	0	0	0	2



## 5 CAM HART


**CB • 6-2 1/2, 205 lbs • Junior/Sophomore**  
Baltimore, MD (Good Counsel)

### HART'S CAREER HIGHS

**Tackles:** 7, vs. Toledo (2021)  
**Tackles-for-Loss:** 1.0, (2x) MR vs. Toledo (2021)  
**Forced Fumbles:** N/A  
**Fumble Recoveries:** N/A  
**Interceptions:** N/A  
**INT Return Yards:** N/A  
**Pass Breakups:** 2, vs. USF (2020)

### HART'S CAREER STATISTICS

TACKLES	g	ua	a	total	tfl	pd	ff	fr	blk	qbh
2019	3	0	0	0	0.0-0	0	0	0	0	0
2020	9	2	1	3	0.0-0	2	0	0	0	0
2021	2	6	6	12	2.0-7	1	0	0	0	0
TOTAL	14	8	7	15	2.0-7	3	0	0	0	0



## 41 KURT HINISH

**DL • 6-1 3/4, 300 lbs • Graduate Student/\*Senior**  
Pittsburgh, PA (Central Catholic)


### HINISH'S CAREER HIGHS

**Tackles:** 3 (6x), MR vs. North Carolina (2020)  
**Tackles-for-Loss:** 2.0 (2x), MR at Boston College (2020)  
**Sacks:** 1.5, vs. Syracuse (2018)  
**Forced Fumbles:** 1, vs. Southern Cal (2019)  
**Fumble Recoveries:** N/A

### HINISH'S CAREER STATISTICS

TACKLES	g	ua	a	total	tfl	pd	ff	fr	blk	qbh
2017	12	1	7	8	0.5-1	0	0	0	0	1
2018	13	6	7	13	2.0-14	0	0	0	0	0
2019	13	7	8	15	4.5-12	0	1	0	0	1
2020	12	13	6	19	7.5-22	0	0	0	0	1
2021	2	1	1	2	1.0-3	0	0	0	0	0
TOTAL	52	28	29	57	15.5-52	0	1	0	0	3

SACKS	g	ua	a	total	yards
2017	12	0	0	0.0	0
2018	13	1	1	1.5	12
2019	13	1	2	2.0	9
2020	12	2	0	2.0	6
2021	2	1	0	1.0	3
TOTAL	52	5	3	6.5	30



## 24 JACK KISER

**LB • 6-1 5/8, 222 lbs • Junior/Sophomore**  
Royal Center, IN (Pioneer)

### KISER'S CAREER HIGHS

**Tackles:** 8, vs. USF (2020)  
**Tackles-for-Loss:** 2.0, vs. USF (2020)  
**Sacks:** N/A  
**Forced Fumbles:** N/A  
**Fumble Recoveries:** N/A  
**Interceptions:** 1, at Boston College (2020)  
**INT Return Yards:** 2, at Boston College (2020)

### KISER'S CAREER S

INTERCEPTIONS	g	no.	yards	td	long	avg/r	avg/g
2019	4	0	0	0	0	0.0	0.0
2020	11	1	2	0	2	2.0	0.2
2021	2	0	0	0	0	0.0	0.0
TOTAL	17	1	2	0	2	2.0	0.1

ALL PURPOSE	g	rush	rcv	pr	kr	ir	total	avg/g
2019	4	0	0	0	0	0	0	0.0
2020	11	0	0	0	0	2	2	0.2
2021	2	0	0	0	0	0	0	0.0
TOTAL	17	0	0	0	0	2	2	0.1

TACKLES	g	ua	a	total	tfl	pd	ff	fr	blk	qbh
2019	4	0	0	0	0.0-0	0	0	0	0	0
2020	11	16	4	20	3.0-5	1	0	0	0	1
2021	2	1	4	5	0.0-0	1	0	0	0	1
TOTAL	17	17	8	25	3.0-5	2	0	0	0	2



## 54 JACOB LACEY

**DL • 6-1 5/8, 275 lbs • Junior/Junior**  
Bowling Green, KY (South Warren)

### LACEY'S CAREER HIGHS

**Tackles:** 4, vs. Navy (2019)  
**Tackles-for-Loss:** 1.5, vs. Virginia (2019)  
**Sacks:** 0.5, vs. Virginia (2019)  
**Forced Fumbles:** N/A  
**Fumble Recoveries:** N/A

### LACEY'S CAREER STATISTICS

TACKLES	g	ua	a	total	tfl	pd	ff	fr	blk	qbh
2019	11	7	7	14	1.5-3	0	0	0	0	1
2020	11	1	3	4	1.0-2	1	0	0	0	0
2021	2	2	0	2	0.0-0	0	0	0	0	0
TOTAL	24	10	10	20	2.5-5	1	0	0	0	1

SACKS	g	ua	a	total	yards
2019	11	0	1	0.5	2
2020	11	0	0	0.0	0
2021	2	0	0	0.0	0
TOTAL	24	0	1	0.5	2



## O BRADEN LENZY

**WR • 5-11 3/8, 182 lbs • Senior/Junior**  
Tigard, OR (Tigard Senior)

### LENZY'S CAREER HIGHS

**Receptions:** 3 (2x), MR vs. Florida State (2020)  
**Receiving Yards:** 87, vs. Navy (2019)  
**Long Reception:** 70, vs. Navy (2019)  
**Receiving TDs:** 2 (2x), MR vs. Navy (2019)  
**Rushes:** 4, at Stanford (2019)  
**Rushing Yards:** 61, vs. Boston College (2019)  
**Long Rush:** 61, vs. Boston College (2019)  
**Rushing TDs:** 1 (2x), MR vs. Boston College (2019)

### LENZY'S CAREER STATISTICS

RUSHING	g	att	yards	td	long	avg/c	avg/g
2018	0	0	0	0	0	0.0	0.0
2019	9	13	200	2	61	15.4	22.2
2020	7	3	8	0	3	2.7	1.1
2021	2	0	0	0	0	0.0	0.0
TOTAL	18	16	208	2	61	13.0	11.6

TOTAL OFFENSE	g	rush	pass	total	avg/g
2018	0	0	0	0	0.0
2019	9	200	0	200	22.2
2020	7	8	0	8	1.1
2021	2	0	0	0	0.0
TOTAL	18	208	0	208	11.6

RECEIVING	g	rec	yards	td	long	rec/g	avg/c	avg/g
2018	0	0	0	0	0	0.0	0.0	0.0
2019	9	11	254	2	70	1.2	23.1	28.2
2020	7	7	63	1	22	1.0	9.0	9.0
2021	2	4	72	0	24	2.0	18.0	36.0
TOTAL	18	22	389	3	70	1.2	17.7	21.6



## 6 CLARENCE LEWIS

**CB • 5-11 1/2, 198 lbs • Sophomore/Sophomore**  
Edison, NJ (Mater Dei)

### LEWIS' CAREER HIGHS

**Tackles:** 12, vs. Syracuse (2020)  
**Tackles-for-Loss:** 1.0, vs. USF (2020)  
**Forced Fumbles:** 1, vs. Syracuse (2020)  
**Fumble Recoveries:** N/A  
**Interceptions:** 1, at Florida State (2021)  
**INT Return Yards:** 4, at Florida State (2021)  
**Pass Breakups:** 3, vs. USF (2020)

### LEWIS' CAREER STATISTICS

ALL PURPOSE	g	rush	rcv	pr	kr	ir	total	avg/g
2020	12	0	0	0	0	0	0	0.0
2021	2	0	0	0	0	0	0	0.0
TOTAL	14	0	0	0	0	0	0	0.0

TACKLES	g	ua	a	total	tfl	pd	ff	fr	blk	qbh
2020	12	29	4	33	1.0-3	7	1	0	0	0
2021	2	2	0	2	0.0-0	2	0	0	0	0
TOTAL	14	31	4	35	1.0-3	9	1	0	0	0



## 8 MARIST LIUFAU

**LB • 6-2 1/4, 229 lbs • Junior/Sophomore**  
Kalihi, HI (Punahou)

### LIUFAU'S CAREER HIGHS

**Tackles:** 6, vs. Clemson (ACCCG) (2020)  
**Tackles-for-Loss:** 0.5, at North Carolina (2020)  
**Sacks:** 0.5, at North Carolina (2020)  
**Forced Fumbles:** N/A  
**Fumble Recoveries:** 1, vs. Syracuse (2020)

### LIUFAU'S CAREER STATISTICS

TACKLES	g	ua	a	total	tfl	pd	ff	fr	blk	qbh
2019	4	0	0	0	0.0-0	0	0	0	0	0
2020	10	10	12	22	1.5-2	0	0	1	0	1
TOTAL	14	10	12	22	1.5-2	0	0	1	0	1

SACKS	g	ua	a	total	yards
2019	4	0	0	0.0	0
2020	10	0	1	0.5	1
TOTAL	14	0	1	0.5	1



## 87 MICHAEL MAYER


**TE • 6-4 1/2, 251 lbs • Sophomore/Sophomore**  
Independance, KY (Covington Catholic)

### MAYER'S CAREER HIGHS

**Receptions:** 9, at Florida State (2021)  
**Receiving Yards:** 120, at Florida State (2021)  
**Long Reception:** 41, at Florida State (2021)  
**Receiving TDs:** 2 vs. Toledo (2021)

### MAYER'S CAREER STATISTICS

RECEIVING	g	rec	yards	td	long	rec/g	avg/c	avg/g
2020	12	42	450	2	29	3.5	10.7	37.5
2021	2	16	201	3	41	8.0	12.6	100.5
TOTAL	14	58	651	5	41	4.1	11.2	46.5



## 99 RYLIE MILLS

**DL • 6-5 1/8, 283 lbs • Sophomore/Sophomore**  
Lake Bluff, IL (Lake Forest)

### MILLS' CAREER HIGHS

**Tackles:** 2 (2x), MR at North Carolina (2020)  
**Tackles-for-Loss:** 1.0 (2x), MR at Florida State (2021)  
**Sacks:** 1.0, at Florida State (2021)  
**Forced Fumbles:** N/A  
**Fumble Recoveries:** N/A

### MILLS' CAREER STATISTICS

TACKLES	g	ua	a	total	tfl	pd	ff	fr	blk	qbh
2020	9	2	5	7	2.0-8	0	0	0	0	0
2021	2	1	0	1	1.0-5	0	0	0	0	0
TOTAL	11	3	5	8	3.0-13	0	0	0	0	0

SACKS	g	ua	a	total	yards
2020	9	0	1	0.5	4
2021	2	1	0	1.0	5
TOTAL	11	1	1	1.5	9



## 10 ISAAH PRYOR

**LB • 6-1 1/2, 217 lbs • Graduate Student/Senior**  
Lawrenceville, GA (Archer/Ohio State)

### PRYOR'S CAREER HIGHS

**Tackles:** 6, at Purdue (2018)  
**Tackles-for-Loss:** 1.0, at Pitt (2020)  
**Sacks:** 1.0, (4x), MR at Florida State (2021)  
**Forced Fumbles:** 1, at Pitt (2020)  
**Fumble Recoveries:** N/A  
**Interceptions:** 1, at Florida State (2021)  
**INT Return Yards:** N/A  
**Pass Breakups:** N/A

### PRYOR'S CAREER STATISTICS

TACKLES	g	ua	a	total	tfl	pd	ff	fr	blk	qbh
2020	12	8	0	8	1.0-7	0	1	0	0	1
2021	2	2	3	5	1.0-2	0	0	0	0	2
TOTAL	14	10	3	13	2.0-9	0	1	0	0	3

SACKS	g	ua	a	total	yards
2020	12	1	0	1.0	7
2021	2	0	0	0.0	0
TOTAL	14	1	0	1.0	7



## 10 DREW PYNE

**QB • 5-11 1/2, 200 lbs • Sophomore/Freshman**  
New Canaan, CT (New Canaan)


### PYNE'S CAREER HIGHS

**Completions:** 1 (2x), MR vs. Alabama (2021)  
**Attempts:** 2, vs. USF (2020)  
**Passing Yards:** 7, vs. Alabama (2021)  
**Longest Pass:** 7, vs. Alabama (2021)  
**Passing TDs:** N/A  
**Rushes:** 1, vs. South Florida (2020)  
**Rushing Yards:** 4, vs. USF (2020)  
**Longest Rush:** 4, vs. USF (2020)  
**Rushing TDs:** N/A

### PYNE'S CAREER STATISTICS

RUSHING	g	att	yards	td	long	avg/c	avg/g
2020	4	1	4	0	4	4.0	1.0
TOTAL	4	1	4	0	4	4.0	1.0

PASSING	g	cmp-att-int	yards	td	long	pct	avg/p	avg/g
2020	4	2-3-0	12	0	7	66.7	4.0	3.0
TOTAL	4	2-3-0	12	0	7	66.7	4.0	3.0



## 29 MATT SALERNO

**WR • 6-0 5/8, 196 lbs • Senior/Junior**  
Valencia, CA (Crespi Carmelite)

### SALERNO'S CAREER HIGHS

**Punt Returns:** 2 (3x), MR vs. Syracuse (2020)  
**Punt Return Yards:** 12 (2x), MR vs. Syracuse (2020)  
**Punt Return TDs:** N/A  
**Long Return:** 13, vs. Syracuse (2020)

### SALERNO'S CAREER STATISTICS

PUNT RETURNS	g	no.	yards	td	long	avg/r	avg/g
2019	1	0	0	0	0	0.0	0.0
2020	11	10	45	0	13	4.5	4.1
2021	1	0	0	0	0	0.0	0.0
TOTAL	13	10	45	0	13	4.5	3.5



## 33 SHAYNE SIMON

**LB • 6-2 3/4, 233 lbs • Senior/Senior**  
West Orange, NJ (St. Peter's Prep)

### SIMON'S CAREER HIGHS

**Tackles:** 4 (2x), MR vs. Clemson (2020)  
**Tackles-for-Loss:** 1.5 vs. Bowling Green (2019)  
**Sacks:** N/A  
**Forced Fumbles:** N/A  
**Fumble Recoveries:** N/A  
**Quarterback Hurries:** 1 (2x), MR at Pitt (2020)

### SIMON'S CAREER STATISTICS

TACKLES	g	ua	a	total	tfl	pd	ff	fr	blk	qbh
2018	9	2	2	4	0.5-2	1	0	0	0	0
2019	11	2	7	9	1.5-2	0	0	0	0	1
2020	11	9	5	14	1.0-1	4	0	0	0	1
2021	1	0	0	0	0.0-0	0	0	0	0	0
TOTAL	32	13	14	27	3.0-5	5	0	0	0	2



## 95 MYRON TAGOVAILOA-AMOSA

**DL • 6-2 1/2, 268 lbs • Graduate Student/Senior**  
Ewa Beach, HI (Kapole)

### TAGOVAILOA-AMOSA'S CAREER HIGHS

**Tackles:** 4 (2x), MR vs. Duke (2020)  
**Tackles-for-Loss:** 2.0 vs. Toledo (2021)  
**Sacks:** 2.0 vs. Toledo (2021)  
**Forced Fumbles:** 1, (2x) vs. Syracuse (2020)  
**Fumble Recoveries:** 1 (3x), MR vs. Syracuse (2020)

### TAGOVAILOA-AMOSA'S CAREER STATISTICS

TACKLES	g	ua	a	total	tfl	pd	ff	fr	blk	qbh
2017	13	7	5	12	1.5-6	0	0	0	0	0
2018	2	0	2	2	0.5-1	0	0	0	0	0
2019	12	13	9	22	2.5-5	1	0	1	0	6
2020	11	11	6	17	6.0-21	0	1	2	0	2
2021	2	2	1	3	1.0-4	0	1	0	0	1
TOTAL	40	33	23	56	11.5-37	1	2	3	0	9

SACKS	g	ua	a	total	yards
2017	13	0	0	0.0	0
2018	2	0	0	0.0	0
2019	12	0	1	0.5	1
2020	11	2	1	2.5	10
2021	2	2	0	2.0	4
TOTAL	40	4	2	5.0	15



## 85 GEORGE TAKACS

**TE • 6-6, 247 lbs • Senior/Junior**  
Naples, FL (Gulf Coast)

### TAKACS' CAREER HIGHS

**Receptions:** 1 (4x), MR at North Carolina (2020)  
**Receiving Yards:** 13, at North Carolina (2020)  
**Long Reception:** 13, at North Carolina (2020)  
**Receiving TDs:** 1, at Duke (2019)

### TAKACS' CAREER STATISTICS

RECEIVING	g	rec	yards	td	long	rec/g	avg/c	avg/g
2019	6	2	12	1	10	0.3	6.0	2.0
2020	10	3	30	0	13	0.3	10.0	3.0
2021	1	0	0	0	0	0.0	0.0	0.0
TOTAL	17	5	42	1	13	0.3	8.4	2.5



## 25 CHRIS TYREE

**RB • 5-9 1/2, 190 lbs • Sophomore/Sophomore**  
Chester, VA (Thomas Dale)

### TYREE'S CAREER HIGHS

**Rushes:** 17, at Boston College (2020)  
**Rushing Yards:** 109, vs. Syracuse (2020)  
**Longest Rush:** 94, vs. Syracuse (2020)  
**Rushing TDs:** 1 (5x), MR at Florida State (2021)  
**Receptions:** 4, at Florida State (2021)  
**Receiving Yards:** 63, vs. Toledo (2021)  
**Long Reception:** 55, vs. Toledo (2021)  
**Receiving TDs:** 1, vs. Toledo (2021)  
**Kickoff Returns:** 4 (2x), MR at Boston College (2020)  
**Kickoff Return Yards:** 90, vs. Duke (2020)  
**Kickoff Return TDs:** N/A

### TYREE'S CAREER STATISTICS

RUSHING	g	att	yards	td	long	avg/c	avg/g
2020	12	73	496	4	94	6.8	41.3
2021	2	14	43	1	12	3.1	21.5
TOTAL	14	87	539	5	94	6.2	38.5

TOTAL OFFENSE	g	rush	pass	total	avg/g
2020	12	496	0	496	41.3
2021	2	43	0	43	21.5
TOTAL	14	539	0	539	38.5

RECEIVING	g	rec	yards	td	long	rec/g	avg/c	avg/g
2020	12	8	65	0	27	0.7	8.1	5.4
2021	2	6	73	1	55	3.0	12.2	36.5
TOTAL	14	14	138	1	55	1.0	9.9	9.9

SCORING	g	td	rush	rcv	ret	pat	2pat	fg	total	avg/g
2020	12	4	4	0	0	0	0	0	24	2.0
2021	2	2	1	1	0	0	0	0	12	6.0
TOTAL	14	6	5	1	0	0	0	0	36	2.6

KICK RETURNS	g	no.	yards	td	long	avg/r	avg/g
2020	12	22	456	0	38	20.7	38.0
2021	2	1	19	0	19	19.0	9.5
TOTAL	14	23	475	0	38	20.7	33.9



## 40 DREW WHITE

**LB • 6-0 1/4, 228 lbs • Graduate Student/Senior**  
Boca Raton, FL (St. Thomas Aquinas)

### WHITE'S CAREER HIGHS

**Tackles:** 11, vs. Michigan (2019)

**Tackle-for-Loss:** 2.0 (3x), MR at North Carolina (2020)

**Sacks:** 1.0 (3x), MR vs. Clemson (ACCCG) (2020)

**Forced Fumbles:** N/A

**Fumble Recoveries:** 1 (2x), MR vs. Boston College (2019)

### WHITE'S CAREER STATISTICS

TACKLES	g	ua	a	total	tfl	pd	ff	fr	blk	qbh
2017	0	0	0	0	0.0-0	0	0	0	0	0
2018	4	2	6	8	0.0-0	0	0	0	0	0
2019	13	48	32	80	8.0-17	1	0	2	0	2
2020	12	30	27	57	9.0-27	2	0	0	0	2
2021	2	4	4	8	0.0-0	0	0	0	0	0
TOTAL	31	84	69	153	17.0-44	3	0	2	0	4

SACKS	g	ua	a	total	yards
2017	0	0	0	0.0	0
2018	4	0	0	0.0	0
2019	13	2	0	2.0	3
2020	12	1	1	1.5	9
2021	2	0	0	0.0	0
TOTAL	31	3	1	3.5	12



## 5 JOE WILKINS JR.

**WR • 6-1 1/2, 195 lbs • Senior/Junior**  
North Fort Myers, FL (North Fort Myers)

### WILKINS JR'S CAREER HIGHS

**Receptions:** 4, vs. Duke (2020)

**Receiving Yards:** 39, vs. Duke (2020)

**Long Reception:** 23, at Florida State (2021)

**Receiving TDs:** 1 (2x), MR at Florida State (2021)

### WILKINS JR'S CAREER STATISTICS

RECEIVING	g	rec	yards	td	long	rec/g	avg/c	avg/g
2018	2	0	0	0	0	0.0	0.0	0.0
2019	5	0	0	0	0	0.0	0.0	0.0
2020	11	7	63	1	15	0.6	9.0	5.7
2021	2	2	37	1	23	1.0	18.5	18.5
TOTAL	20	9	100	2	23	0.4	11.1	5.0



## 23 KYREN WILLIAMS

**RB • 5-9, 199 lbs • Junior/Sophomore**  
St. Louis, MO (St. John Vianney)

### WILLIAMS' CAREER HIGHS

**Rushes:** 25, vs. Louisville (2020)

**Rushing Yards:** 185, vs. Florida State (2020)

**Longest Rush:** 65, vs. Florida State (2020)

**Rushing TDs:** 3, vs. Clemson (2020)

**Receptions:** 8, vs. Alabama (2021)

**Receiving Yards:** 93, vs. Duke (2020)

**Long Reception:** 75, vs. Duke (2020)

**Receiving TDs:** 1 (2x), MR at Florida State (2021)

**Long Puntr Return:** 4, at Florida State (2021)

### WILLIAMS' CAREER STATISTICS

RUSHING	g	att	yards	td	long	avg/c	avg/g
2019	4	4	26	0	14	6.5	6.5
2020	12	211	1125	13	65	5.3	93.8
2021	2	34	120	1	43	3.5	60.0
TOTAL	18	249	1271	14	65	5.1	70.6

TOTAL OFFENSE	g	rush	pass	total	avg/g
2019	4	26	0	26	6.5
2020	12	1125	0	1125	93.8
2021	2	120	0	120	60.0
TOTAL	18	1271	0	1271	70.6

RECEIVING	g	rec	yards	td	long	rec/g	avg/c	avg/g
2019	4	1	3	0	3	0.2	3.0	0.8
2020	12	35	313	1	75	2.9	8.9	26.1
2021	2	9	108	1	55	4.5	12.0	54.0
TOTAL	18	45	424	2	75	2.5	9.4	23.6

SCORING	g	td	rush	rcv	ret	pat	2pat	fg	total	avg/g
2019	4	0	0	0	0	0	0	0	0	0.0
2020	12	14	13	1	0	0	0	0	84	7.0
2021	2	2	1	1	0	0	1	0	14	7.0
TOTAL	18	16	14	2	0	0	1	0	98	5.4

PUNT RETURNS	g	no.	yards	td	long	avg/r	avg/g
2019	4	0	0	0	0	0.0	0.0
2020	12	0	0	0	0	0.0	0.0
2021	2	1	4	0	4	4.0	2.0
TOTAL	18	1	4	0	4	4.0	0.2

KICK RETURNS	g	no.	yards	td	long	avg/r	avg/g
2019	4	2	35	0	19	17.5	8.8
2020	12	0	0	0	0	0.0	0.0
2021	2	0	0	0	0	0.0	0.0
TOTAL	18	2	35	0	19	17.5	1.9