



# NOTRE DAME FOOTBALL

## GAME FOUR

#12/#10 NOTRE DAME (3-0) VS. #18/#15 WISCONSIN (1-1, 0-1 B1G)

### THE COACHES

|    | Head Coach  | At School            | Overall               | vs. Opponent |
|----|-------------|----------------------|-----------------------|--------------|
| ND | Brian Kelly | 105-39 (12th year)*  | 276-96-2 (31st year)* | 0-0          |
| UW | Paul Chryst | 57-20 (Seventh year) | 76-39 (10th year)     | 1-1          |

\*-Includes 20 regular-season wins and two postseason appearances vacated under discretionary NCAA penalty

### BY THE NUMBERS

|                        |                                                                                                                                                                                                                                                                                                                                            |
|------------------------|--------------------------------------------------------------------------------------------------------------------------------------------------------------------------------------------------------------------------------------------------------------------------------------------------------------------------------------------|
| <b>4</b>               | Since the start of 2018, Notre Dame is 36-5 (.878). That rate ranks fourth among all teams who have made an appearance in the College Football Playoff since its inception in 2014. Among those teams, Notre Dame is one of just four teams that have totaled five or fewer losses (Clemson, Alabama, Ohio State) since the start of 2018. |
| <b>9</b>               | The Irish are 9-0 in Shamrock Series games since it began in 2009. This is the first Shamrock Series game since 2018, which was played at Yankee Stadium against Syracuse.                                                                                                                                                                 |
| <b>12</b>              | Linebacker JD Bertrand tied a career high in tackles with 12 against Purdue. He is the first Irish defender to have three-consecutive games with double-digit tackles since Alohi Gilman in 2018-19 (Southern Cal, Clemson and Louisville).                                                                                                |
| <b>13</b>              | Notre Dame has totaled 13 sacks over the first three games of the season. It is the most sacks to start a season since 1996, when the Irish also had 13 sacks through the first three games.                                                                                                                                               |
| <b>26</b>              | With the win over Purdue, the Irish extended their home winning streak to 26 games. It is the longest home winning streak in the program's modern era.                                                                                                                                                                                     |
| <b>35</b>              | Notre Dame also extended its win streak over unranked opponents to 35 games with the win over Purdue. The Irish have not lost to an unranked opponent since the 2016 season (Virginia Tech).                                                                                                                                               |
| <b>35</b>              | JD Bertrand totaled 35 tackles through the first three games of the season. That ranks fifth nationally and is the most by an Irish player through the first three games of a season since Courtney Watson had 38 in the first three games of the 2001 season.                                                                             |
| <b>105<sup>^</sup></b> | Head coach Brian Kelly tied Knute Rockne for the most wins in program history after securing his 105th win over Purdue on Sept. 18.                                                                                                                                                                                                        |
| <b>374<sup>^</sup></b> | Career games coached by Brian Kelly, second among active NCAA coaches to Mack Brown (North Carolina).                                                                                                                                                                                                                                      |
| <b>1964</b>            | The last time Notre Dame and Wisconsin met on the gridiron was Sept. 26, 1964. The Irish came away with a 31-7 win in Ara Parseghian's first ever game coaching at Notre Dame.                                                                                                                                                             |

### GAME INFORMATION

|  |                                                                                      |                                                                             |
|--|--------------------------------------------------------------------------------------|-----------------------------------------------------------------------------|
|  | Saturday, September 25<br>12:00 p.m. ET                                              | Soldier Field<br>Chicago, IL<br>Capacity: 61,500 (Kentucky Bluegrass)       |
|  | FOX                                                                                  | Gus Johnson (play-by-play)<br>Joel Klatt (analyst)<br>Jenny Taft (sideline) |
|  | Notre Dame Radio Network<br>SiriusXM (Channel 129)<br>101.5 FM & 960 AM (South Bend) | Paul Burmeister (play-by-play)<br>Ryan Harris (analyst)                     |

### THE SERIES

**Notre Dame leads, 8-6-2**

**Last meeting:** ND 31, Wisconsin 7 (9.26.1964)

### 2021 SCHEDULE (3-0)

| Date    | ND Rk | Opp Rk | Opponent         | Location            | TV   | Time/Score    |
|---------|-------|--------|------------------|---------------------|------|---------------|
| Sep. 5  | 9/7   | NR/RV  | at Florida State | Tallahassee, FL     | ABC  | W, 41-38 (OT) |
| Sep. 11 | 8/7   |        | Toledo           | Notre Dame, IN      | PCK  | W, 32-29      |
| Sep. 18 | 12/10 |        | Purdue           | Notre Dame, IN      | NBC  | W, 27-13      |
| Sep. 25 | 12/10 | 18/15  | vs. Wisconsin    | Chicago, IL         | FOX  | Noon          |
| Oct. 2  |       | 8/9    | vs. Cincinnati   | Notre Dame, IN      | NBC  | 2:30 p.m.     |
| Oct. 9  |       | RV/RV  | at Virginia Tech | Blacksburg, VA      | ACCN | TBA           |
| Oct. 23 |       | RV/RV  | Southern Cal     | Notre Dame, IN      | NBC  | 7:30 p.m.     |
| Oct. 30 |       | 21/20  | North Carolina   | Notre Dame, IN      | NBC  | 7:30 p.m.     |
| Nov. 6  |       |        | Navy             | Notre Dame, IN      | NBC  | 3:30 p.m.     |
| Nov. 13 |       |        | at Virginia      | Charlottesville, VA | TBA  | TBA           |
| Nov. 20 |       |        | Georgia Tech     | Notre Dame, IN      | NBC  | 2:30 p.m.     |
| Nov. 27 |       | RV/RV  | at Stanford      | Stanford, CA        | TBA  | TBA           |

Rankings: AP/Coaches (current for upcoming opponents, at time of game for past opponents) | All times Eastern

### THE TRADITION

|                         |                                                                                                                                                                       |
|-------------------------|-----------------------------------------------------------------------------------------------------------------------------------------------------------------------|
| <b>7</b>                | Heisman Trophy Winners – Angelo Bertelli (1943), John Lujack (1947), Leon Hart (1948), John Lattner (1953), Paul Hornung (1956), John Huarte (1964), Tim Brown (1987) |
| <b>11</b>               | Consensus National Championships: 1924, 1929, 1930, 1943, 1946, 1947, 1949, 1966, 1973, 1977, 1988                                                                    |
| <b>13</b>               | NFL Hall of Famers – the most of any college football program                                                                                                         |
| <b>21</b>               | Different seasons Notre Dame has been selected as the National Champion by at least one poll listed in the NCAA official record book                                  |
| <b>23</b>               | Undefeated regular seasons                                                                                                                                            |
| <b>52</b>               | College Football Hall of Famers – Raghib Ismail (1988-90) was a 2019 inductee                                                                                         |
| <b>105</b>              | Consensus All-Americans – most recent Jeremiah Owusu-Koramoah, Liam Eichenberg and Aaron Banks (2020)                                                                 |
| <b>939<sup>^</sup></b>  | All-time wins – second in college football history.                                                                                                                   |
| <b>.733<sup>^</sup></b> | All-time winning percentage – the best in college football history.                                                                                                   |



FOOTBALL STAFF GAME DAY LOCATIONS

Table with 3 columns: Coach, Position, Location. Lists staff members like Brian Kelly, Marcus Freeman, Tommy Rees, etc.

Note: Regular season locations; may be subject to change

FOOTBALL ATHLETIC COMMUNICATIONS STAFF

Table with 3 columns: Role, Name, Contact Info. Lists Assistant Athletics Director, Associate Athletics Communications Director, etc.



Katy Lonergan



Matt Paras



Robby Hamman

BRIAN KELLY WEEKLY AVAILABILITY

Table with 3 columns: Day, Activity, Location/Time. Shows availability for Monday, Thursday, and Saturday.

STUDENT-ATHLETE WEEKLY AVAILABILITY

Table with 3 columns: Day, Activity, Location/Time. Shows availability for Tuesday and Saturday.

MEDIA INFORMATION

GAME CREDENTIALS

All requests for working press and broadcast credentials for Notre Dame's 2021 home football games must be made through the online credential form at UND.com/credentials.

CREDENTIAL DISTRIBUTION

Media credentials will neither be mailed nor will be available for early pickup. Credentials will ONLY be distributed on game day at the Hammes Auditorium.

PARKING

Parking requests will be accommodated on a space-available basis. Parking passes will be electronic for the 2021 season.

BRIAN KELLY AVAILABILITY

The Dick Corbett Head Football Coach Brian Kelly conducts a weekly press conference at noon ET each Monday in person in the Notre Dame Stadium Media Room.

STUDENT-ATHLETE INTERVIEWS

Interviews with Notre Dame student-athletes will occur on Tuesday during each game week in person at the Irish Athletics Center and also via zoom.

POST-GAME INTERVIEWS

Post-game interviews for Dick Corbett Head Football Coach Brian Kelly and Notre Dame players will be held in the Stadium Media Room, along with zoom.

STATISTICAL SERVICES

All media members will be provided with access to game notes via UND.com. Following the game, a complete post-game statistics package will be distributed via email.

COLLEGEPRESSBOX.COM

CollegePressBox.com has Notre Dame contact information, weekly team and opponent game notes, stats, depth charts and complete final game books.

UND.COM/PRESSBOX

All Notre Dame football information is available on the official athletics department website of the University of Notre Dame, UND.com.



| No. | Name                   | Pos. | Ht.      | Wt. | Ac. | Elg. | Hometown/High School                          | No. | Name                   | Pos. | Ht.      | Wt. | Ac. | Elg. | Hometown/High School                         |
|-----|------------------------|------|----------|-----|-----|------|-----------------------------------------------|-----|------------------------|------|----------|-----|-----|------|----------------------------------------------|
| 57  | Jayson Ademilola       | DL   | 6-3      | 280 | Sr. | Sr.  | Jackson, NJ/St. Peter's Prep                  | 24  | Jack Kiser             | LB   | 6-1 5/8  | 222 | Jr. | So.  | Royal Center, IN/Pioneer                     |
| 9   | Justin Ademilola       | DL   | 6-1 3/4  | 255 | Sr. | Jr.  | Jackson, NJ/St. Peter's Prep                  | 32  | Prince Kollie          | LB   | 6-0 1/2  | 222 | Fr. | Fr.  | Jonesborough, TN/David Crockett              |
| 4   | Litchfield Ajavon      | S    | 6-0 1/8  | 193 | Jr. | So.  | Baltimore, MD/Episcopal                       | 73  | Andrew Kristofic       | OL   | 6-5 3/4  | 295 | Jr. | So.  | Gibsonia, PA/Pine-Richland                   |
| 26  | Leo Albano             | RB   | 6-1      | 225 | Sr. | Jr.  | Charleston, SC/Bishop England                 | 54  | Jacob Lacey            | DL   | 6-1 5/8  | 275 | Jr. | Jr.  | Bowling Green, KY/South Warren               |
| 45  | Joe Alt                | TE   | 6-7 5/8  | 305 | Fr. | Fr.  | North Oaks, MN/Totino-Grace                   | 0   | Braden Lenzy           | WR   | 5-11 3/8 | 182 | Sr. | Jr.  | Tigard, OR/Tigard Senior                     |
| 76  | Joe Alt                | OL   | 6-7 5/8  | 305 | Fr. | Fr.  | North Oaks, MN/Totino-Grace                   | 98  | Harrison Leonard       | K/P  | 5-10 3/8 | 193 | Jr. | So.  | Jamestown, RI/Avon Old Farms School          |
| 38  | Sam Assaf              | RB   | 6-1      | 210 | So. | So.  | Atlanta, GA/Pace Academy                      | 6   | Clarence Lewis         | CB   | 5-11 1/2 | 198 | So. | So.  | Edison, NJ/Mater Dei                         |
| 4   | Kevin Austin Jr.       | WR   | 6-2      | 215 | Sr. | Jr.  | Ft. Lauderdale, FL/North Broward Prep         | 8   | Marist Liufau          | LB   | 6-2 3/4  | 229 | Jr. | So.  | Kalihi, HI/Punahou                           |
| 79  | Tosh Baker             | OL   | 6-8      | 307 | So. | Fr.  | Scottsdale, AZ/Pinnacle                       | 37  | Chase Love             | S    | 6-0 3/4  | 197 | Sr. | Jr.  | Chicago Heights, IL/Marian Catholic          |
| 15  | Ryan Barnes            | CB   | 6-1 7/8  | 187 | Fr. | Fr.  | Gaithersburg, MD/St. John's College           | 75  | Josh Lugg              | OL   | 6-6 7/8  | 305 | Gr. | Sr.  | Wexford, PA/North Allegheny Senior           |
| 52  | Bo Bauer               | LB   | 6-2 3/4  | 233 | Sr. | Sr.  | Harborcreek, PA/Cathedral Prep                | 62  | Cain Madden            | OL   | 6-2 1/2  | 310 | Gr. | *Sr. | South Webster, OH/Minford/Marshall           |
| 84  | Kevin Bauman           | TE   | 6-4 1/2  | 242 | So. | Fr.  | Red Bank, NJ/Red Bank Catholic                | 43  | Greg Mailey            | WR   | 6-1      | 203 | Sr. | Jr.  | Hudson, OH/Hudson                            |
| 80  | Cane Berrong           | TE   | 6-3 1/2  | 235 | Fr. | Fr.  | Hartwell, GA/Hart County Comprehensive        | 87  | Michael Mayer          | TE   | 6-4 1/2  | 251 | So. | So.  | Independence, KY/Covington Catholic          |
| 27  | JD Bertrand            | LB   | 6-1      | 230 | Jr. | So.  | Alpharetta, GA/Blessed Trinity                | 99  | Rylie Mills            | DL   | 6-5 1/8  | 283 | So. | So.  | Lake Bluff, IL/Lake Forest                   |
| 12  | Jordan Botelho         | DL   | 6-2 1/2  | 245 | So. | So.  | Honolulu, HI/Saint Louis                      | 13  | Paul Moala             | LB   | 5-11 1/2 | 222 | Sr. | Jr.  | Mishawaka, IN/Penn                           |
| 28  | TaRiq Bracy            | CB   | 5-10 1/8 | 177 | Sr. | Sr.  | Milpitas, CA/Milpitas                         | 53  | Quinn Murphy           | OL   | 6-5 3/4  | 305 | Jr. | So.  | Duxbury, MA/Duxbury                          |
| 19  | Jay Bramblett          | P    | 6-1 1/2  | 197 | Jr. | Jr.  | Tuscaloosa, AL/Hillcrest                      | 21  | Caleb Offord           | CB   | 6-1      | 192 | So. | Fr.  | Southaven, MS/Southaven                      |
| 2   | DJ Brown               | S    | 6-0 3/8  | 200 | Sr. | Jr.  | Annapolis, MD/St. John's College              | 47  | Jason Onye             | DL   | 6-4 1/2  | 289 | Fr. | Fr.  | North Providence, RI/Bishop Hendricken       |
| 91  | Josh Bryan             | K    | 5-11 5/8 | 183 | Fr. | Fr.  | Valencia, CA/Sierra Canyon                    | 31  | Nana Osafo-Mensah      | DL   | 6-3 1/8  | 250 | Jr. | So.  | Fort Worth, TX/Nolan Catholic                |
| 12  | Tyler Buchner          | QB   | 6-1      | 215 | Fr. | Fr.  | San Diego, CA/Helix                           | 55  | Jarrett Patterson      | OL   | 6-4 1/2  | 307 | Sr. | Jr.  | Laguna Hills, CA/Mission Viejo               |
| 8   | Cole Capen             | QB   | 6-4 1/2  | 232 | Sr. | Jr.  | Yorba Linda, CA/Orange Lutheran               | 44  | Alex Peitsch           | LS   | 6-1 1/8  | 210 | So. | Fr.  | Ellicott City, MD/St. John's College         |
| 68  | Michael Carmody        | OL   | 6-5 1/2  | 290 | So. | Fr.  | Mars, PA/Mars Area                            | 81  | Jack Polian            | WR   | 6-0 1/8  | 174 | Fr. | Fr.  | Ponte Vedra, FL/Ponte Vedra                  |
| 77  | Quinn Carroll          | OL   | 6-6 5/8  | 313 | Jr. | So.  | Edina, MN/Edina                               | 11  | Ron Powlus III         | QB   | 6-2 5/8  | 225 | Fr. | Fr.  | Granger, IN/Penn                             |
| 7   | Brendon Clark          | QB   | 6-1 5/8  | 225 | Jr. | So.  | Midlothian, VA/Manchester                     | 10  | Isaiah Pryor           | LB   | 6-1 1/2  | 217 | Gr. | Sr.  | Lawrenceville, GA/IMG Academy (FL)/Ohio St.  |
| 17  | Jack Coan              | QB   | 6-3 3/4  | 223 | Gr. | Sr.  | Sayville, NY/Sayville/Wisconsin               | 10  | Drew Pyne              | QB   | 5-11 1/2 | 200 | So. | Fr.  | New Canaan, CT/New Canaan                    |
| 16  | Deion Colzie           | WR   | 6-4 1/4  | 207 | Fr. | Fr.  | McDonough, GA/Athens Academy                  | 86  | Conor Ratigan          | WR   | 5-11 5/8 | 182 | Jr. | So.  | Granger, IN/St. Joseph                       |
| 78  | Pat Coogan             | OL   | 6-5 1/8  | 305 | Fr. | Fr.  | Palos Heights, IL/Marist                      | 25  | Philip Riley           | CB   | 5-11 1/2 | 202 | Fr. | Fr.  | Riverview, FL/Bloomingdale                   |
| 37  | Henry Cook             | WR   | 5-10     | 182 | So. | Fr.  | Shaker Heights, OH/St. Ignatius               | 30  | Jake Rittman           | P    | 6-2 3/4  | 210 | Sr. | Jr.  | Lawrence, KS/Free State                      |
| 52  | Zeke Correll           | OL   | 6-3      | 295 | Jr. | So.  | Cincinnati, OH/Anderson                       | 97  | Gabriel Rubio          | DL   | 6-5 3/4  | 290 | Fr. | Fr.  | St. Louis, MO/Lutheran of St. Charles County |
| 56  | Howard Cross III       | DL   | 6-0 3/8  | 275 | Jr. | So.  | Paramus, NJ/Saint Joseph Regional             | 32  | Chris Salerno          | K    | 5-10 1/2 | 186 | Fr. | Fr.  | Valencia, CA/Crespi Carmelite                |
| 3   | Avery Davis            | WR   | 5-11     | 202 | Gr. | Sr.  | Cedar Hill, TX/Cedar Hill                     | 29  | Matt Salerno           | WR   | 6-0 5/8  | 199 | Sr. | Jr.  | Valencia, CA/Crespi Carmelite                |
| 22  | Logan Diggs            | RB   | 6-0      | 206 | Fr. | Fr.  | Marrero, LA/Archbishop Rummel                 | 36  | Eddie Scheidler        | S    | 5-9 1/2  | 185 | Jr. | So.  | Lake Forest, IL/Lake Forest                  |
| 56  | John Dirksen           | OL   | 6-5 1/8  | 306 | Sr. | Jr.  | Maria Stein, OH/Marion Local                  | 48  | Will Schweitzer        | DL   | 6-4      | 225 | Fr. | Fr.  | Los Gatos, CA/Los Gatos                      |
| 39  | Jonathan Doerer        | K/P  | 6-3      | 197 | Gr. | *Sr. | Charlotte, NC/South Mecklenburg               | 89  | Charlie Selina         | TE   | 6-6 1/8  | 252 | So. | Fr.  | Atherton, CA/Sacred Heart Prep               |
| 90  | Alexander Ehrensberger | DL   | 6-6 7/8  | 255 | So. | Fr.  | Dusseldorf, Germany/Theodor-Flodner Gymnasium | 38  | Davis Sherwood         | LB   | 6-3      | 228 | Fr. | Fr.  | Hightstown, NJ/Good Counsel                  |
| 28  | Griffin Eifert         | WR   | 6-0 1/2  | 200 | So. | Fr.  | Fort Wayne, IN/Bishop Dwenger                 | 46  | Adam Shibley           | LB   | 6-0 1/8  | 225 | Gr. | Sr.  | Cleveland, OH/St. Ignatius/Michigan          |
| 34  | Osita Ekwonu           | DL   | 6-0 3/4  | 236 | Jr. | So.  | Charlotte, NC/Providence Day School           | 64  | Max Siegel II          | OL   | 6-1 5/8  | 290 | Sr. | Jr.  | Fishers, IN/Brebeuf Jesuit                   |
| 24  | Audric Estime          | RB   | 5-11 1/2 | 228 | Fr. | Fr.  | Nyack, NY/Saint Joseph Regional               | 33  | Shayne Simon           | LB   | 6-2 3/4  | 233 | Sr. | Sr.  | West Orange, NJ/St. Peter's Prep             |
| 88  | Mitchell Evans         | TE   | 6-5 1/8  | 250 | Fr. | Fr.  | Wadsworth, OH/Wadsworth                       | 50  | Rocco Spindler         | OL   | 6-4 5/8  | 300 | Fr. | Fr.  | Clarkston, MI/Clarkston                      |
| 54  | Blake Fisher           | OL   | 6-6      | 335 | Fr. | Fr.  | Avon, IN/Avon                                 | 21  | Lorenzo Styles Jr.     | WR   | 6-1 1/8  | 195 | Fr. | Fr.  | Pickerington, OH/Pickerington Central        |
| 20  | C'Bo Flemister         | RB   | 5-11 1/4 | 201 | Sr. | Jr.  | Williamson, GA/Pike County                    | 95  | Myron Tagovailoa-Amosa | DL   | 6-2 1/2  | 268 | Gr. | Sr.  | Ewa Beach, HI/Kapole                         |
| 7   | Isaiah Foskey          | DL   | 6-5      | 260 | Jr. | So.  | Antioch, CA/De La Salle                       | 85  | George Takacs          | TE   | 6-6      | 247 | Sr. | Jr.  | Naples, FL/Gulf Coast                        |
| 29  | Khari Gee              | S    | 6-1 7/8  | 195 | Fr. | Fr.  | Atlanta, GA/Woodward Academy                  | 83  | Jayden Thomas          | WR   | 6-1 1/2  | 215 | Fr. | Fr.  | Paulding County, GA/Pace Academy             |
| 42  | Giovanni Ghilotti      | LB   | 6-2 7/8  | 232 | So. | Fr.  | Greenbrae, CA/Marin Catholic                  | 43  | Marcus Thorne          | CB   | 6-0 7/8  | 205 | Sr. | Jr.  | Washington, IN/Washington                    |
| 49  | Mike Graves            | CB   | 5-7 7/8  | 190 | Sr. | Sr.  | Los Angeles, CA/Loyola                        | 18  | Chance Tucker          | CB   | 5-11 3/4 | 183 | Fr. | Fr.  | Encino, CA/Crespi Carmelite                  |
| 3   | Houston Griffith       | S    | 6-0 3/4  | 202 | Sr. | Sr.  | Chicago, IL/IMG Academy (FL)                  | 25  | Chris Tyree            | RB   | 5-9 1/2  | 190 | So. | So.  | Chester, VA/Thomas Dale                      |
| 45  | Colin Gutzmer          | LB   | 6-0 1/8  | 230 | Jr. | Jr.  | Marietta, GA/Westminster School               | 30  | Chris Velotta          | S    | 5-8 7/8  | 195 | Jr. | So.  | Cleveland, OH/St. Ignatius                   |
| 14  | Kyle Hamilton          | S    | 6-4      | 220 | Jr. | Jr.  | Atlanta, GA/Marist School                     | 65  | Michael Vinson         | LS   | 6-2      | 230 | Sr. | Jr.  | Winnetka, IL/New Trier                       |
| 5   | Cam Hart               | CB   | 6-2 1/2  | 205 | Jr. | So.  | Baltimore, MD/Good Counsel                    | 16  | KJ Wallace             | S    | 5-10 1/4 | 185 | Jr. | So.  | Atlanta, GA/The Lovett School                |
| 93  | Zane Heemsath          | DL   | 6-5      | 245 | Jr. | So.  | Elmhurst, IL/York                             | 22  | Justin Walters         | S    | 6-0 5/8  | 188 | Fr. | Fr.  | Bolingbrook, IL/Bolingbrook                  |
| 11  | Ramon Henderson        | CB   | 6-1      | 190 | So. | So.  | Bakersfield, CA/Liberty                       | 26  | Xavier Watts           | LB   | 5-11 3/4 | 195 | So. | Fr.  | Omaha, NE/Harry A. Burke                     |
| 41  | Kurt Hinish            | DL   | 6-1 3/4  | 300 | Gr. | *Sr. | Pittsburgh, PA/Central Catholic               | 40  | Drew White             | LB   | 6-0 3/4  | 228 | Gr. | Sr.  | Boca Raton, FL/St. Thomas Aquinas            |
| 72  | Caleb Johnson          | OL   | 6-5 5/8  | 287 | Fr. | Fr.  | Ocala, FL/Trinity Catholic                    | 71  | Brennan Wicks          | OL   | 6-5      | 310 | So. | Fr.  | Forestville, MD/Bishop McNamara              |
| 20  | Jolo Johnson           | CB   | 5-10 7/8 | 191 | Fr. | Fr.  | Merrillville, IN/Merrillville                 | 5   | Joe Wilkins Jr.        | WR   | 6-1 1/2  | 195 | Sr. | Jr.  | North Fort Myers, FL/North Fort Myers        |
| 92  | Aidan Keanaaina        | DL   | 6-3      | 310 | So. | Fr.  | Brighton, CO/J.K. Mullen                      | 23  | Kyren Williams         | RB   | 5-9      | 199 | Jr. | So.  | St. Louis, MO/St. John Vianney               |
| 27  | Chase Ketterer         | RB   | 5-11 3/8 | 203 | So. | Fr.  | New Carlisle, IN/New Prairie                  |     |                        |      |          |     |     |      |                                              |
| 13  | Lawrence Keys III      | WR   | 5-10 3/8 | 176 | Sr. | Jr.  | New Orleans, LA/McDonough 35                  |     |                        |      |          |     |     |      |                                              |
| 44  | Kahanu Kia             | DL   | 6-1 3/8  | 217 | Fr. | Fr.  | Kahneoha, HI/Punahou                          |     |                        |      |          |     |     |      |                                              |

|    |                          |                      |    |                               |                       |    |                          |                           |    |                               |                                |
|----|--------------------------|----------------------|----|-------------------------------|-----------------------|----|--------------------------|---------------------------|----|-------------------------------|--------------------------------|
| 57 | Jayson <b>Ademilola</b>  | add-ah-ME-low-la     | 78 | Pat <b>Coogan</b>             | Coo-gun               | 7  | Isaiah <b>Foskey</b>     | Foss key                  | 11 | Ron <b>Powlus</b> III         | PAUL-us                        |
| 9  | Justin <b>Ademilola</b>  | add-ah-ME-low-la     | 52 | Zeke <b>Correll</b>           | Core-ell              | 42 | Giovanni <b>Ghilotti</b> | Gio-vahnni Juh-lot-ee     | 36 | Eddie <b>Scheidler</b>        | SHIDE-ler                      |
| 4  | Litchfield <b>Ajavon</b> | adge-AH-von          | 39 | Jonathan <b>Doerer</b>        | DOOR-er               | 92 | Aidan <b>Keanaaina</b>   | Key-aw-nah-eye-nah        | 48 | Will <b>Schweitzer</b>        | Sh-white-zer                   |
| 26 | Leo <b>Albano</b>        | al-BAHN-o            | 90 | Alexander <b>Ehrensberger</b> | Air-ens-ber-ger       | 44 | Kahanu <b>Kia</b>        | kuh-HAWN-ooo KEY-uh       | 50 | Rocco <b>Spindler</b>         | Rock-o                         |
| 38 | Sam <b>Assaf</b>         | Aye-saff             | 28 | Griffin <b>Eifert</b>         | Eye-fert              | 73 | Andrew <b>Kristofic</b>  | kris-TAH-fik              | 95 | Myron <b>Tagovailoa-Amosa</b> | tounge-uh-vai-LO-uh uh-MOE-suh |
| 84 | Kevin <b>Bauman</b>      | Bow (take a bow)-man | 34 | Osita <b>Ekwonu</b>           | oh-SEE-tuh e-KWAN-ooo | 8  | Marist <b>Liufau</b>     | lee-UH-fow                | 85 | George <b>Takacs</b>          | tak-ISS                        |
| 80 | Cane <b>Berrong</b>      | Burr-ong             | 24 | Audric <b>Estime</b>          | ES-tim-MAY            | 87 | Michael <b>Mayer</b>     | Mayor                     |    |                               |                                |
| 12 | Jordan <b>Botelho</b>    | Bo-tell-o            | 20 | C'Bo <b>Flemister</b>         | SEE-bo                | 13 | Paul <b>Moala</b>        | mo-ALA                    |    |                               |                                |
| 28 | TaRiq <b>Bracy</b>       | tuh-Rlque            | 11 | Ramon <b>Henderson</b>        | RAH-moan              | 47 | Jason <b>Onye</b>        | own-yay                   |    |                               |                                |
| 12 | Tyler <b>Buchner</b>     | Buck-ner             | 29 | Khari <b>Gee</b>              | CAR-ee G              | 31 | Nana <b>Osafo-Mensah</b> | nah-nah oh-SAH-fo MEN-suh |    |                               |                                |
| 8  | Cole <b>Capen</b>        | Cape-un              | 41 | Kurt <b>Hinish</b>            | HI-nish               | 44 | Alex <b>Peitsch</b>      | Pie-sh                    |    |                               |                                |
| 17 | Jack <b>Coan</b>         | Cone                 |    |                               |                       |    |                          |                           |    |                               |                                |



Table with columns: No., Name, Pos., Ht., Wt., Cl., Elg., Hometown/High School. Rows 0-37.

Table with columns: No., Name, Pos., Ht., Wt., Cl., Elg., Hometown/High School. Rows 38-99.

Note: Class years are academic enrollment; Eligibility is in regards to on the field.

Table with columns: No., Name, Pronunciation. Rows 57-17.

Table with columns: No., Name, Pronunciation. Rows 78-41.

Table with columns: No., Name, Pronunciation. Rows 7-44.

Table with columns: No., Name, Pronunciation. Rows 11-85.



NOTRE DAME OFFENSE

| Pos.      | No. | Name              | Ht.      | Wt. | Class | Elig.* |
|-----------|-----|-------------------|----------|-----|-------|--------|
| <b>WR</b> | 4   | Kevin Austin Jr.  | 6-2      | 215 | Sr.   | Jr.    |
|           | 16  | Deion Colzie      | 6-4 ¾    | 195 | Fr.   | Fr.    |
| <b>WR</b> | 3   | Avery Davis       | 5-11     | 202 | Gr.   | Sr.    |
|           | 5   | Joe Wilkins Jr.   | 6-1 ½    | 195 | Sr.   | Jr.    |
| <b>LT</b> | 68  | Michael Carmody   | 6-5 ½    | 290 | So.   | Fr.    |
| <b>or</b> | 79  | Tosh Baker        | 6-8      | 307 | So.   | Fr.    |
| <b>LG</b> | 52  | Zeke Correll      | 6-3      | 295 | Jr.   | So.    |
|           | 50  | Rocco Spindler    | 6-4 5/8  | 300 | Fr.   | Fr.    |
| <b>C</b>  | 55  | Jarrett Patterson | 6-4 ½    | 307 | Sr.   | Jr.    |
|           | 73  | Andrew Kristofic  | 6-4 ¼    | 295 | Jr.   | So.    |
| <b>RG</b> | 62  | Cain Madden       | 6-2 ½    | 310 | Gr.   | *Sr.   |
|           | 56  | John Dirksen      | 6-5 1/8  | 306 | Sr.   | Jr.    |
| <b>RT</b> | 75  | Josh Lugg         | 6-6 7/8  | 305 | Gr.   | Sr.    |
|           | 76  | Joe Alt           | 6-7 5/8  | 305 | Fr.   | Fr.    |
| <b>TE</b> | 87  | Michael Mayer     | 6-4 ½    | 251 | So.   | So.    |
|           | 85  | George Takacs     | 6-6      | 247 | Sr.   | Jr.    |
|           | 88  | Mitchell Evans    | 6-5 1/8  | 250 | Fr.   | Fr.    |
| <b>or</b> | 45  | Joe Alt           | 6-7 5/8  | 305 | Fr.   | Fr.    |
| <b>WR</b> | 0   | Braden Lenzy      | 5-11 3/8 | 182 | Sr.   | Jr.    |
|           | 21  | Lorenzo Styles    | 6-1 1/8  | 195 | Fr.   | Fr.    |
| <b>QB</b> | 17  | Jack Coan         | 6-3 ¼    | 223 | Gr.   | Sr.    |
|           | 10  | Drew Pyne         | 5-11 ½   | 200 | So.   | Fr.    |
|           | 12  | Tyler Buchner     | 6-1      | 215 | Fr.   | Fr.    |
| <b>RB</b> | 23  | Kyren Williams    | 5-9      | 199 | Jr.   | So     |
|           | 25  | Chris Tyree       | 5-9 ½    | 190 | So.   | So.    |

NOTRE DAME DEFENSE

| Pos.        | No.       | Name                   | Ht.            | Wt.    | Class | Elig.* |
|-------------|-----------|------------------------|----------------|--------|-------|--------|
| <b>VYP</b>  | 7         | Isaiah Foskey          | 6-5            | 260    | Jr.   | So.    |
|             | 9         | Justin Ademilola       | 6-1 ¾          | 255    | Sr.   | Jr.    |
| <b>or</b>   | 12        | Jordan Botelho         | 6-2 ½          | 245    | So.   | So.    |
| <b>DT</b>   | 57        | Jayson Ademilola       | 6-3            | 280    | Sr.   | Sr.    |
|             | 99        | Rylie Mills            | 6-5 1/8        | 283    | So.   | So.    |
|             | 54        | Jacob Lacey            | 6-1 5/8        | 275    | Jr.   | Jr.    |
| <b>NG</b>   | 41        | Kurt Hinich            | 6-1 ¾          | 300    | Gr.   | *Sr.   |
|             | 56        | Howard Cross III       | 6-0 7/8        | 275    | Jr.   | So.    |
|             | 54        | Jacob Lacey            | 6-1 5/8        | 275    | Jr.   | Jr.    |
| <b>DE</b>   | 95        | Myron Tagovailoa-Amosa | 6-2 ½          | 268    | Gr.   | Sr.    |
|             | 31        | Nana Osafo-Mensah      | 6-3 1/8        | 250    | Jr.   | So.    |
|             | 90        | Alexander Ehrensberger | 6-6 7/8        | 255    | So.   | Fr.    |
| <b>WILL</b> | 27        | JD Bertrand            | 6-1            | 230    | Jr.   | So.    |
|             | 32        | Prince Kollie          | 6-2 ½          | 222    | Fr.   | Fr.    |
| <b>MIKE</b> | 40        | Drew White             | 6-0 ¼          | 228    | Gr.   | Sr.    |
|             | 52        | Bo Bauer               | 6-2 ¾          | 233    | Gr.   | Sr.    |
| <b>ROV</b>  | 24        | Jack Kiser             | 6-1 5/8        | 222    | Jr.   | So.    |
| <b>or</b>   | 10        | Isaiah Pryor           | 6-1 ½          | 217    | Gr.   | Sr.    |
| <b>or</b>   | 26        | Xavier Watts           | 5-11 ½         | 195    | So.   | Fr.    |
| <b>CB</b>   | 5         | Cam Hart               | 6-2 ½          | 205    | Jr.   | So.    |
|             | 11        | Ramon Henderson        | 6-2 ½          | 207    | So.   | So.    |
| <b>FS</b>   | 14        | Kyle Hamilton          | 6-4            | 220    | Jr.   | Jr.    |
|             | 2         | DJ Brown               | 6-0 3/8        | 200    | Sr.   | Jr.    |
| <b>SS</b>   | 3         | Houston Griffith       | 6-0 ¼          | 202    | Gr.   | Sr.    |
|             | 16        | KJ Wallace             | 5-10 ¼         | 185    | Jr.   | So.    |
|             | <b>CB</b> | 6                      | Clarence Lewis | 5-11 ½ | 193   | So.    |
|             | 28        | TaRiq Bracy            | 5-10 1/8       | 177    | Sr.   | Sr.    |

NOTRE DAME SPECIAL TEAMS

| Pos.      | No. | Name            | Ht.      | Wt. | Class | Elig.* |
|-----------|-----|-----------------|----------|-----|-------|--------|
| <b>KO</b> | 39  | Jonathan Doerer | 6-3      | 197 | Gr.   | *Sr.   |
|           | 91  | Josh Bryan      | 5-11 5/8 | 183 | Fr.   | Fr.    |
| <b>PK</b> | 39  | Jonathan Doerer | 6-3      | 197 | Gr.   | *Sr.   |
|           | 91  | Josh Bryan      | 5-11 5/8 | 183 | Fr.   | Fr.    |
| <b>P</b>  | 19  | Jay Bramblett   | 6-1 ½    | 197 | Jr.   | Jr.    |
|           | 39  | Jonathan Doerer | 6-3      | 197 | Gr.   | *Sr.   |
| <b>LS</b> | 65  | Michael Vinson  | 6-2      | 230 | Sr.   | Jr.    |
|           | 44  | Alex Peitsch    | 6-1 1/8  | 210 | So.   | Fr.    |

NOTRE DAME SPECIAL TEAMS

| Pos.       | No. | Name           | Ht.     | Wt. | Class | Elig.* |
|------------|-----|----------------|---------|-----|-------|--------|
| <b>HLD</b> | 19  | Jay Bramblett  | 6-1 ½   | 197 | Jr.   | Jr.    |
|            | 30  | Jake Rittman   | 6-2 ½   | 210 | Sr.   | Jr.    |
| <b>PR</b>  | 29  | Matt Salerno   | 6-0 5/8 | 199 | Sr.   | Jr.    |
| <b>or</b>  | 23  | Kyren Williams | 5-9     | 199 | Jr.   | So.    |
| <b>KR</b>  | 25  | Chris Tyree    | 5-9 ½   | 190 | So.   | So.    |
|            | 29  | Matt Salerno   | 6-0 5/8 | 199 | Sr.   | Jr.    |

\* - Super Senior

Note: Class years are academic enrollment; Eligibility is in regards to on the field.

## NOTRE DAME STADIUM

- In its 92nd season as the home of Fighting Irish Football, Notre Dame boasts a 365-114-5 (.759) record in Notre Dame Stadium.



## HOME FIELD WIN STREAK

- Notre Dame has won 26-straight games at home dating back to Sept. 30, 2017, starting with a victory over Miami (Ohio) and extending to this season with the win over Purdue (27-13).
- It continues the modern-era record for longest home winning streak for the Irish (28-straight from 1942-50). With the 52-0 shutout of South Florida, the Irish topped the previous modern streak of 19-straight from 1987-90.
- Clemson is the only Power 5 program that boasts a home streak of more than 26 games:

| School            | Home Winning Streak |
|-------------------|---------------------|
| Clemson           | 30                  |
| <b>NOTRE DAME</b> | <b>26</b>           |
| Cincinnati        | 22                  |

- With the win over Syracuse in the 2020 home finale, the Irish completed an undefeated home slate for the third-consecutive season, after two-straight perfect home seasons in 2018-19.
- Notre Dame had not achieved three-straight undefeated home seasons since 1987-89.
- Football student-athletes who are true seniors have not lost a home game in their careers and boast a 21-0 record in Notre Dame Stadium.

### BEATING NO. 1 AT HOME

- The last two times the Irish have played at Notre Dame Stadium as a top-five team against a No. 1 program, the Irish are undefeated (1993 vs. Florida State and 2020 vs. Clemson).

## SHILLELAGH STAYS HOME

- The Irish extended their winning streak to nine over Purdue to retain the Shillelagh Trophy with the 27-13 win on Sept. 18.
- The defense put together its best performance of the season, limiting the Boilermakers to their fewest points in a game since Oct. 26 2019 against Illinois.
- With the win, the Irish extended its longest modern-era home winning streak to 26 games.
- Notre Dame also extended its winning streak against unranked opponents to 35 games with the win.
- Running back **Kyren Williams** led the way with 168 all-purpose yards, the most by an Irish player this season and the third most of his career.
- Williams currently ranks 20th in the country with 133.3 all-purpose yards per game this season.
- Quarterback **Jack Coan** finished the day with 223 yards and two touchdowns, his third-straight game with two touchdowns or more.
- It is the first time in his career he has had two or more touchdowns in three-straight games. It is also Coan's second career streak of three-straight games with 200 yards passing or more.
- Wide receiver **Avery Davis** was **Coan's** favorite target as he had a career day with five receptions for 120 yards and a 62-yard touchdown reception.
- The Irish keep the Shillelagh Trophy home and continue to hold all five traveling trophies. They have had all five trophies on campus since 2018.

## BALLIN' BERTRAND

- Linebacker **JD Bertrand** was all over the field as he led the Irish in tackles for the third-straight game against Purdue on Sept. 18.
- Bertrand** tied a career high with 12 tackles against the Boilermakers after he tallied 11 against Toledo and 12 in the season-opener against Florida State.
- The sophomore from Marietta, Ga. is the first Irish player to begin a season with three-straight double-digit tackles games since Courtney Watson back in 2001.
- His 35 tackles through three games is the most to begin a season since Watson totaled 38 over the first three games of the 2001 season.
- He is also the first Irish player to have three-consecutive games with double-digit tackles since Alohi Gilman in 2018-19. Gilman had 10 tackles against Southern Cal and then 18 against Clemson in the College Football Playoff Semifinal in 2018 and followed it up with 10 tackles in the 2019 season opener against Louisville.
- The 35 tackles rank fifth nationally and he is seventh in the nation in solo tackles with 21 for the season.
- In the win over Toledo, **Bertrand** set a career high in sacks (1.0) and recovered his first career fumble to seal the game late in the fourth quarter.

- Bertrand** got his first career start in the opener against Florida State and his 12 tackles were the most by an Irish linebacker since Te'von Coney had 16 on Dec. 28, 2018 against Clemson.

## HAMILTON THE HUNTER

- Safety **Kyle Hamilton** tied a career high with 10 tackles and hauled in an interception in the win over Purdue.
- One of his tackles stopped a fourth-down conversion for the Boilermakers in the first quarter. The Irish offense scored a touchdown on the ensuing drive to take a lead they would not relinquish the rest of the game.
- Hamilton's** interception came in the fourth quarter to improve his total to three on the year.
- Following his performance against Purdue, he garnered player of the week awards from Walter Camp, Bednarik Award and Athlon.
- The three interceptions are tied for second nationally and he is tied for the NCAA lead with 1.0 interceptions per game.
- It is the most interceptions by an Irish player in the first three games of the season since Bennett Jackson and Manti Te'o both had three through the first three games of the 2012 season.
- He has eight interceptions in his Irish career which is just three shy from tying Shane Walton and Todd Lyght for ninth all-time in program history.

## GETTING AFTER THE QUARTERBACK

- Under new defensive coordinator **Marcus Freeman**, the Irish defense has been one of the nation's best at getting after the quarterback to start the 2021 season.
- The Irish rank sixth nationally with 4.33 sacks per game.
- The 13 sacks are the most in the first three games of a season since the 1996 campaign when the Irish also had 13 sacks in the first three games.
- Defensive lineman **Isaiah Foskey** leads the Irish with 3.5 sacks on the season which ranks 11th nationally.
- Foskey** has recorded a sack in each of the first three games this season.

## TIED WITH A LEGEND

- With the 27-13 win on Sept. 18 over Purdue, head coach **Brian Kelly** tied Knute Rockne for the most wins all-time in Notre Dame history with 105<sup>+</sup>.
- Kelly** stands alone as the only Irish coach in history to post six seasons with 10 wins or more (2012<sup>+</sup>, 2015, 2017, 2018, 2019 and 2020).
- Kelly** is in his 12th year on the Irish sidelines and is just the second coach in Notre Dame history to coach 12 or more years in South Bend (Rockne - 13).
- During the 2020 season, **Kelly** eclipsed the 100-win

## WISCONSIN - THE LAST TIME

- **September 26, 1964 - Notre Dame 31, Wisconsin 7:** Ara Parseghian made his Notre Dame head coaching debut, as the Fighting Irish traveled to Camp Randall Stadium in Madison, Wisc. Notre Dame cruised to a 31-7 rout, thanks in part to quarterback John Huarte ('65) and wide receiver Jack Snow ('65), who connected for a pair of long touchdowns. The Irish defense was also strong, holding Wisconsin to minus-51 rushing yards.
- Huarte completed 15 of 24 passing attempts, nine of them to Snow, who totaled 217 yards on his catches and scored two touchdowns. The yardage set a school record at the time, breaking the old mark of 208 yards set by Jim Morse in 1935.
- The Irish defense held the Badgers to negative-51 rushing yards.

## SERIES HISTORY

**WISCONSIN (8-6-2)**  
**H: 3-1-0; A: 4-3-2; N: 1-2-0**  
**Brian Kelly Era: 0-0**

## WISCONSIN CONNECTIONS

- Graduate student quarterback Jack Coan began his collegiate career at Wisconsin before transferring to Notre Dame before the 2021 spring semester. He started 18 games for the Badgers and he finished his career at UW third all-time in completion percentage (68%) and third in pass efficiency rating (144.7).
- Notre Dame Football Coordinator of On-Campus Recruiting Mackenzie Zanow came to the Irish this spring from Wisconsin. She spent the previous two seasons (2019-20) in Madison as the On-Campus Recruiting Coordinator for the Badgers. Zanow is also a 2019 graduate of Wisconsin.

plateau after a 45-31 road win over Boston College, which tied Lou Holtz for second all-time in wins.

- The very next week, **Kelly** surpassed Holtz when the Irish defeated No. 19 North Carolina on the road, 31-17.

## SHAMROCK SERIES

- Notre Dame will take part in its 10th Shamrock Series game this weekend when it travels to Chicago to take on Wisconsin at Soldier Field.

| Location                            | Year | Score         |
|-------------------------------------|------|---------------|
| Yankee Stadium (New York, NY)       | 2018 | ND 36, Cuse 3 |
| Alamodome (San Antonio, TX)         | 2016 | ND 44, Army 6 |
| Fenway Park (Boston, MA)            | 2015 | ND 19, BC 16  |
| Lucas Oil Stadium (Indianapolis IN) | 2014 | ND 31, PUR 14 |
| AT&T Stadium (Dallas, TX)           | 2013 | ND 37, ASU 34 |
| Soldier Field (Chicago, IL)         | 2012 | ND 41, MIA 3  |
| FedEx Field (Landover, MD)          | 2011 | ND 45, MD 21  |
| Yankee Stadium (New York, NY)       | 2010 | ND 27, Army 3 |
| Alamodome (San Antonio, TX)         | 2009 | ND 40, WSU 14 |

- The Irish are a perfect 9-0 in Shamrock Series games and have won each game by an average score of 22.8 points. The Irish have scored 27 or more points in eight of the nine previous Shamrock games.
- This will be the third time the Irish return to a previous Shamrock venue as they first played at Soldier Field in 2012.
- Notre Dame defeated Miami 41-3 in 2012 during the Shamrock Game at Soldier Field. Cierre Wood and George Atkinson both ran for over 100 yards in the game. It was the first time since Oct. 5, 2002 that the Irish had two 100-yard rushers in the same game (Rashon Powers-Neal and Ryan Grant).
- This will be the second B1G opponent the Irish are set to face in the Shamrock Series as they defeated Purdue 31-14 in Lucas Oil Stadium during the 2014 season.

## AMONG THE NATIONS BEST

- Since the start of 2018, Notre Dame is 36-5 (.878). That rate ranks fourth among all teams who have made an appearance in the College Football Playoff since its inception in 2014.
- Among those teams, Notre Dame is one of just four teams that have totaled five or fewer losses since the beginning of 2018.
- The Irish are one of five teams who have made playoff appearances in multiple seasons.

| School            | Record Since 2018 | Win Pct.    |
|-------------------|-------------------|-------------|
| Alabama           | 41-3              | .932        |
| Clemson           | 41-4              | .911        |
| Ohio State        | 35-4              | .897        |
| <b>NOTRE DAME</b> | <b>36-5</b>       | <b>.878</b> |

|                |       |      |
|----------------|-------|------|
| Oklahoma       | 36-6  | .857 |
| Georgia        | 34-7  | .829 |
| LSU            | 32-9  | .781 |
| Oregon         | 28-9  | .757 |
| Washington     | 22-12 | .647 |
| Michigan State | 19-17 | .528 |
| Florida State  | 14-23 | .378 |

## IRISH IN THE POLLS

- The Irish stay steady this week at No. 12 in the AP Top 25 and No. 10 in the Coaches poll.
- Notre Dame has been ranked in the AP Top 25 for 66-consecutive weeks, the longest such streak for the Irish since the 1994 season (124 weeks).

| Notre Dame - Consecutive Weeks Appearing in the AP Poll | Seasons             |
|---------------------------------------------------------|---------------------|
| 124                                                     | 1987-1994           |
| 97                                                      | 1969-1975           |
| 75                                                      | 1942-1950           |
| <b>66</b>                                               | <b>2017-Current</b> |
| 46                                                      | 1952-1956           |
| 41                                                      | 1964-1967           |

- The 66-week run currently ranks fourth among all FBS active streaks, which do not include teams who were not listed in the initial AP polls at the beginning of the 2020 season (Big Ten and Pac-12).

| Team              | Weeks     | Seasons        |
|-------------------|-----------|----------------|
| Alabama           | 217       | 2008-21        |
| Clemson           | 106       | 2014-21        |
| Georgia           | 70        | 2017-21        |
| <b>NOTRE DAME</b> | <b>66</b> | <b>2017-21</b> |
| Florida           | 49        | 2018-21        |
| Cincinnati        | 32        | 2019-21        |

## TALKING TOLEDO

- With the Irish trailing by five with 1:35 left in the home-opener against Toledo, quarterback **Jack Coan** led the Irish on the 75-yard game-winning drive in just three plays that was capped off with an 18-yard touchdown pass to **Michael Mayer**. After the two-point conversion, the Irish took a 32-29 lead that they would not relinquish to improve to 2-0 on the season.
- It was **Coan's** first game-winning drive in the final two minutes of the game in his career and it improved his career record to 14-6 as a starter.
- The last time the Irish had a game-winning drive in the final minutes of the game was in 2019 when Ian Book led an 18-play, 87-yard touchdown drive to defeat Virginia Tech 21-20.
- **Coan** finished the game with 239 yards and two touchdowns. It is just the third time in his career that he

## HONORS & AWARDS

### LB Bo Bauer (Jr.)

- Reese's Senior Bowl Watch List

### P Jay Bramblett (Jr.)

- Ray Guy Award Watch List

### QB Jack Coan (Gr.)

- Johnny Unitas Golden Arm Award Watch List
- Davey O'Brien Award's Great 8 List (Week 1)
- Manning Award Star of the Week (Week 1)
- Mayo Clinic Comeback Player of the Year Award Nominee

### WR Avery Davis (Gr.)

- Team Captain
- Earl Campbell Tyler Rose Award Watch List
- Reese's Senior Bowl Watch List

### K Jonathan Doerer (Gr.)

- Lou Groza Award Stars of the Week (Week 1)

### S Kyle Hamilton (Jr.)

- Team Captain
- Walter Camp Preseason All-American First Team
- Associated Press Preseason All-American First Team
- Bednarik Award Watch List
- Paycom Jim Thorpe Award Preseason Watch List
- Nagurski Trophy Watch List
- Walter Camp Player of the Year Watch List
- Lott IMPACT Trophy Watch List
- Lott IMPACT Trophy Player of the Week (Week 1)
- Athlon Defensive Player of the Week (Week 3)
- Walter Camp Defensive Player of the Week (Week 3)
- Bednarik Award Player of the Week (Week 3)

### DL Kurt Hinish (Gr.)

- Team Captain

### OL Josh Lugg (Sr.)

- Reese's Senior Bowl Watch List

### OL Cain Madden (Gr.)

- Walter Camp Preseason All-American Second Team
- Associated Press Preseason All-American First Team
- Outland Trophy Watch List
- Rotary Lombardi Award Watch List
- Reese's Senior Bowl Watch List

### TE Michael Mayer (So.)

- Biletnikoff Award Watch List
- John Mackey Award Watch List
- John Mackey Tight End of the Week (Week 2)

has had back-to-back multi-touchdown games.

- Fellow quarterback **Tyler Buchner** made his collegiate debut against the Rockets and ripped off a 26-yard run on the first snap of his career.
- **Buchner** led the Irish on a five-play, 96-yard drive in his first-career series than ended in a 43-yard touchdown run from **Kyren Williams**.
- In the fourth quarter, **Buchner** recorded his first touchdown pass when he connected with **Chris Tyree** for a 55-yard strike.
- It was **Tyree's** longest-career-reception and his first-receiving touchdown of his career.
- The win extended Notre Dame's longest modern era home winning streak to 25 games, a streak that dates back to the 2017 season.
- The Irish also collected their 34th-consecutive win over an unranked opponent with the victory over Toledo.
- The win gave the Irish their second-consecutive win by three points or less. It is the first time since the 2009 season that Notre Dame has won back-to-back games by three points or less. In 2009, the Irish defeated Michigan State 33-30 and followed it up with a 24-21 win over Purdue.
- Notre Dame won its first game when trailing at halftime since Sep. 28, 2019, when they defeated Virginia, 35-20, after trailing, 17-14, at the half.

## BE LIKE MIKE

- Tight end **Michael Mayer** was a ball magnet again for the Irish in the win over Toledo, as he led the team in receptions and receiving yards for the third-straight game dating back to last season.
- **Mayer** finished the game with seven receptions for 81 yards and two touchdowns.
- It was the first time in **Mayer's** career that he tallied a multi-touchdown game.
- Dating back to last season, **Mayer** collected seven or more receptions in three straight games (Alabama, Florida State and Toledo). The last Irish receiver to have three-consecutive games with seven or more receptions was Michael Floyd in 2011 (Maryland - 8; Boston College - 10 and Stanford - 8).
- Through the first three games this season, **Mayer** totaled 17 receptions for 206 yards and three touchdowns.
- His three touchdowns this year already surpassed last year's total of two for the season.

## SUNDAY'S BEST

- The Irish opened the 2021 season as the only college football game on Labor Day Sunday and they did not disappoint in their 41-38 overtime thriller over the Seminoles.
- Graduate student **Jonathan Doerer** hit a 41-yard field goal in the first overtime to clinch the win for the Irish. He was awarded the game ball following the game. He was

also named a Lou Groza Award Star of the Week following his performance against the Seminoles.

- It was the first Irish win on the final play of the game since 2014 when the Irish defeated LSU in the Music City Bowl on a 32-yard Kyle Brindza field goal as time expired.
- Notre Dame recorded its first overtime road win in program history against the Seminoles. The Irish were previously 0-3 in road overtime games since it was adopted prior to the 1996 season.
- The Irish continued a number of streaks with their win Sunday night. They won their 33rd-consecutive game against an unranked opponent, which dates back to the 2016 season.
- Notre Dame also extended its regular season winning streak to 20-games against ACC opponents. The Irish are 24-1 against ACC foes in the regular season since the beginning of the 2017 season.
- The Irish also claimed their fifth-consecutive season opening win. Notre Dame improved to 10-2 under head coach **Brian Kelly** in season openers.
- Notre Dame tallied 41 points in the win, the most in a season-opener since 2017 when they scored 49 in the win over Temple.
- The Irish improved to 26-5-2 in true road games to open the season with the win. They have won four of their last five true road season-openers.
- Notre Dame has won 23-consecutive games when they have scored 40 or more points. The Irish are 37-2 all-time under Kelly when they score 40 or more points.

## JACK OF ALL TRADES

- Graduate student **Jack Coan** had one of the best games of his collegiate career as he set career highs with 366 yards and four touchdowns along with tying a career high with 26 completions in the win over Florida State.
- The 366 yards set a Notre Dame record for most passing yards in a season-opening game. The previous record was held by current offensive coordinator **Tommy Rees** when he threw for 346 yards against Temple in 2013.
- **Coan** also tied the Notre Dame record for most passing touchdowns in a season-opener with four. He tied with Jimmy Clausen (2009) and Ron Powlus (1994).
- His 366 yards ranked fifth nationally for Week 1 and he was the only quarterback in the Top-5 who had a true road game.
- He became the eighth-straight quarterback to record a win in their first start with the Irish, a streak dating back to the 2007 season.
- On the first drive of the game, **Coan** connected with **Michael Mayer** for a 41-yard touchdown pass on fourth-and-one to give the Irish an early 7-0 advantage just over two minutes into the game.
- **Coan** got the Irish back in front when he hit **Joe Wilkins Jr.**, for a 23-yard touchdown pass with 2:25 remaining in the first half.



## HONORS & AWARDS, CONT.

### OL Jarrett Patterson (Sr.)

- Team Captain
- Associated Press Preseason All-American Second Team
- Rimington Trophy Watch List
- Outland Trophy Watch List
- Rotary Lombardi Award Watch List

### DL Myron Tagovailoa-Amosa (Gr.)

- Team Captain
- Allstate AFCA Good Works Team Nominee
- Nagurski Trophy Watch List
- Wuerffel Trophy Watch List
- Reese's Senior Bowl Watch List
- Polynesian College Player of the Year Award Watch List

### LS Michael Vinson

- Patrick Mannelly Award Watch List

### RB Kyren Williams (So.)

- Team Captain
- Associated Press Preseason All-American First Team
- Maxwell Award Watch List
- Doak Walker Award Candidate
- Paul Hornung Award Watch List
- Walter Camp Player of the Year Watch List

### LB Drew White (Sr.)

- Team Captain
- Reese's Senior Bowl Watch List

- After falling behind in the beginning of the third quarter, **Coan** brought the Irish back ahead on the very next drive. He went 3-for-3 on the ensuing drive and capped it with a 37-yard touchdown pass to **Kevin Austin Jr.**, on third-and-one.
- His fourth touchdown pass of the night came on the next drive in the third quarter where he went 4-for-4 for 79 yards. Facing third and goal, he hit **Kyren Williams** in the flat for a six-yard touchdown pass.
- All four of his touchdown passes came on third or fourth down.

## THE MAYER OF TALLAHASSEE

- Sophomore tight end **Michael Mayer** did not waste any time making an impact this season for the Irish, as he was the main target on their very first drive of the season.
- One the first play from scrimmage, Coan hit Mayer in the flat for a 25-yard pass. Four plays later, the pair connected on a 41-yard touchdown pass on fourth-and-one to put the Irish ahead 7-0. The 41-yard reception was a career best mark for Mayer.
- At the half, Mayer had five receptions for 89 yards. The 89 yards had already bested his previous career high mark of 73 yards.
- He finished the game with 120 receiving yards for his first 100-yard game of his career.
- He was the first Irish tight end to record a 100-yard game since Cole Kmet had 108 yards against Georgia in 2019.
- He finished the night with career-best marks in receptions (nine) and yards (120).
- The nine receptions ties the Notre Dame record for most receptions by a tight end in a single game.
- The 120 yards receiving was the most by an Irish tight end since Sept. 11, 2010 when Kyle Rudolph hauled in 164 yards against Michigan.
- It also ranks fifth all-time in Notre Dame history for most receiving yards in a single game by a tight end.
- He tied for the NCAA lead for receiving yards among tight ends in Week 1. He was the only player tied for the lead who played in a true road game.

## I AM KYLE HAMILTON

- Junior safety Kyle Hamilton made his presence known in the season opening win over the Seminoles.
- He recorded two interceptions for the first multi-interception game of his career. He also totaled six tackles on the night.
- Hamilton was tied for the lead nationally for interceptions during Week 1. He was just one of two players to have two interceptions in true road games.
- He is the first Irish to record two interceptions in a game since Alohi Gillman had two against Syracuse in 2018.
- After both interceptions, the Irish offense scored a

touchdown.

## 2021 CAPTAINS

- Dick Corbett Head Football Coach Brian Kelly announced seven team captains for Notre Dame's 2021 football campaign this fall. They include Avery Davis, Kyle Hamilton, Kurt Hinish, Jarrett Patterson, Myron Tagovailoa-Amosa, Drew White and Kyren Williams. All seven players were SWAT captains during the summer workouts.
- The seven captains tie for the most in a single season in Notre Dame history. The Irish named seven captains prior to the 2017 and 2019 seasons.

## NEW SHERIFF IN TOWN

- After spending four years at Wisconsin to begin his collegiate career, graduate student Jack Coan transferred to the Irish in the Spring of 2021.
- He played in 25 games for the Badgers, and made 18 starts to finish with a 12-6 career record.
- Coan finished his career at UW third all-time in completion percentage (68%) and third in pass efficiency rating (144.7).
- Prior to this season, Coan was named to the Johnny Unitas Golden Arm Award Watch List.

## CHANGING OF THE GUARD

- After having one of the most experienced offensive lines in the country in 2020, the Irish have a number of new faces on the line this year.
- **Jarrett Patterson** and **Josh Lugg** are the two most experienced lineman returning from the 2020 squad.
- Patterson, a team captain for 2021, has made 24 career starts in his career and is coming off a 2020 season where he was named an honorable mention All-American by Phil Steele.
- Heading into this season, Patterson was named to the Rimington Trophy, Outland Trophy and Rotary Lombardi Award Watch Lists.
- Lugg has played in 39 games and made 11 starts on the line.
- In 2020, he played in 11 of 12 games and made three starts for the offensive line that was a finalist for the Joe Moore Award.
- Prior to this season, Lugg was one of six Irish named to the Reese's Senior Bowl Watch List.
- An impact transfer who will help the Irish on the offensive line is **Cain Madden** who joins the Irish from Marshall.
- Madden was a 2020 Walter Camp Second Team All-American and an AP Second Team All-American.

- He started 9-of-10 games for the Thundering Herd in 2020 and the offensive line paved the way for Marshall to outrush their opponents in 7-of-10 games and outpass opponents in six.
- Prior to the 2021 season, Madden has earned preseason All-American honors from Walter Camp (first team) and the Associated Press (second team). He was also named to the Outland Trophy and Rotary Lombardi Award Watch Lists.

## DEEP DEFENSIVE LINE

- Even after losing two starters from last year to the NFL Draft, the Irish bring back some of their most experienced players on the defensive line.
- Graduate student **Kurt Hinish** is the most experienced player returning on the team as he has played 53 games in his career, starting in 28-consecutive games over the past three seasons.
- In 2020, Hinish had the best season of his career with a career-best 19 tackles, 7.5 tackles-for-loss and 2.0 sacks.
- Hinish was one of the seven captains named prior to the 2021 season.
- Fellow graduate student **Myron Tagovailoa-Amosa** also brings a wealth of experience back on the line as he has logged 41 games played and 23 starts in his career.
- In 2020, Tagovailoa-Amosa posted career-high numbers with six tackles-for-loss and 2.5 sacks. After the season, he earned second team All-ACC honors.
- Heading into 2021, he joined Hinish in being named one of the seven team captains.
- Tagovailoa-Amosa is also on a number of watch lists heading into the season including the Nagurski Trophy, Wuerffel Trophy, Reese's Senior Bowl and Polynesian Player of the Year. He was also named to the AFCA Good Works Team this preseason.



# NOTRE DAME ACC SCHEDULING AGREEMENT

- In a partnership that began in 2014, the University of Notre Dame and the Atlantic Coast Conference agreed to schedule the Irish to play, on average, five ACC opponents each season. Originally scheduled through the 2025 season, the games have now been scheduled through the 2037 campaign.
- Notre Dame is 32-7 (.821) against ACC opponents since the scheduling agreement began during the 2014 season:

| Year  | Opponent       | H/A/N | W/L | Score       |
|-------|----------------|-------|-----|-------------|
| 2014  | Syracuse       | N     | W   | 31-15       |
| 2014  | North Carolina | H     | W   | 50-43       |
| 2014  | Florida State  | A     | L   | 27-31       |
| 2014  | Louisville     | H     | L   | 28-31       |
| 2015  | Virginia       | A     | W   | 34-27       |
| 2015  | Georgia Tech   | H     | W   | 30-22       |
| 2015  | Clemson        | A     | L   | 22-24       |
| 2015  | Pittsburgh     | A     | W   | 42-30       |
| 2015  | Wake Forest    | H     | W   | 28-7        |
| 2015  | Boston College | N     | W   | 16-13       |
| 2016  | Duke           | H     | L   | 35-38       |
| 2016  | Syracuse       | N     | W   | 50-33       |
| 2016  | NC State       | A     | L   | 3-10        |
| 2016  | Miami          | H     | W   | 30-27       |
| 2016  | Virginia Tech  | H     | L   | 31-34       |
| 2017  | Boston College | A     | W   | 49-20       |
| 2017  | North Carolina | A     | W   | 33-10       |
| 2017  | NC State       | H     | W   | 35-14       |
| 2017  | Wake Forest    | H     | W   | 48-37       |
| 2017  | Miami          | A     | L   | 8-41        |
| 2018  | Wake Forest    | A     | W   | 56-27       |
| 2018  | Virginia Tech  | A     | W   | 45-23       |
| 2018  | Pittsburgh     | H     | W   | 19-14       |
| 2018  | Florida State  | H     | W   | 42-13       |
| 2018  | Syracuse       | N     | W   | 36-3        |
| 2019  | Louisville     | A     | W   | 35-17       |
| 2019  | Virginia       | H     | W   | 35-20       |
| 2019  | Virginia Tech  | H     | W   | 21-20       |
| 2019  | Duke           | A     | W   | 38-7        |
| 2019  | Boston College | H     | W   | 40-7        |
| 2020~ | Duke           | H     | W   | 27-13       |
| 2020~ | Florida State  | H     | W   | 42-26       |
| 2020~ | Louisville     | H     | W   | 12-7        |
| 2020~ | Pittsburgh     | A     | W   | 45-3        |
| 2020~ | Georgia Tech   | A     | W   | 31-13       |
| 2020~ | Clemson        | H     | W   | 47-40 (20T) |
| 2020~ | Boston College | A     | W   | 45-31       |
| 2020~ | North Carolina | A     | W   | 31-17       |
| 2020~ | Syracuse       | H     | W   | 45-21       |
| 2021  | Florida State  | A     | W   | 41-38 (OT)  |

- In 2020, the Irish went 9-0 in ACC play, with wins over Duke, Florida State, Louisville, Pitt, Georgia Tech, Clemson, Boston College, North Carolina and Syracuse.
- In 2019, the Irish went undefeated against the ACC, beating Louisville, Virginia, Virginia Tech, Duke and Boston College as part of the scheduling agreement.
- The Irish improved to 24-1 in regular-season games against Atlantic Coast Conference opponents over the last four seasons (2017-21).
- Notre Dame has won nine-straight ACC road games and 12-consecutive ACC home games.
- There have been, and in the future there will be, seasons when the Irish face just four ACC opponents but will eventually even out the agreement by facing six ACC teams in another year (this occurred in 2014 and 2015 and is set to occur in 2021-22 and 2022-23).

# NOTRE DAME ACC FUTURE SCHEDULES

| Year | Opponent       | H/A/N | Year | Opponent       | H/A/N |
|------|----------------|-------|------|----------------|-------|
| 2021 | Virginia Tech  | A     | 2030 | Boston College | A     |
| 2021 | North Carolina | H     | 2030 | Duke           | H     |
| 2021 | Virginia       | H     | 2030 | Florida State  | H     |
| 2021 | Georgia Tech   | H     | 2030 | Louisville     | A     |
| 2022 | North Carolina | A     | 2030 | North Carolina | H     |
| 2022 | Syracuse       | A     | 2031 | *Clemson       | A     |
| 2022 | Boston College | H     | 2031 | Miami          | H     |
| 2022 | Clemson        | H     | 2031 | North Carolina | A     |
| 2023 | NC State       | A     | 2031 | NC State       | H     |
| 2023 | Duke           | A     | 2031 | Virginia       | A     |
| 2023 | Louisville     | A     | 2032 | Florida State  | H     |
| 2023 | Wake Forest    | H     | 2032 | Georgia Tech   | A     |
| 2023 | Clemson        | A     | 2032 | Louisville     | H     |
| 2023 | Pittsburgh     | H     | 2032 | Miami          | A     |
| 2024 | Miami          | H     | 2032 | Wake Forest    | H     |
| 2024 | Georgia Tech   | A     | 2033 | Boston College | A     |
| 2024 | Florida State  | H     | 2033 | Duke           | A     |
| 2024 | Virginia       | H     | 2033 | Louisville     | A     |
| 2025 | Miami          | A     | 2033 | Pittsburgh     | H     |
| 2025 | NC State       | H     | 2033 | Virginia Tech  | H     |
| 2025 | Boston College | A     | 2034 | Clemson        | H     |
| 2025 | Pittsburgh     | A     | 2034 | Miami          | A     |
| 2025 | Syracuse       | H     | 2034 | Pittsburgh     | A     |
| 2026 | Florida State  | A     | 2034 | Syracuse       | H     |
| 2026 | Louisville     | H     | 2034 | Virginia       | H     |
| 2026 | North Carolina | A     | 2035 | Boston College | H     |
| 2026 | Syracuse       | H     | 2035 | Duke           | H     |
| 2026 | Virginia       | H     | 2035 | Louisville     | A     |
| 2027 | Clemson        | A     | 2035 | NC State       | A     |
| 2027 | Duke           | A     | 2035 | Virginia       | A     |
| 2027 | Georgia Tech   | H     | 2036 | Florida State  | H     |
| 2027 | Virginia Tech  | H     | 2036 | Georgia Tech   | A     |
| 2027 | Wake Forest    | A     | 2036 | North Carolina | A     |
| 2028 | Boston College | H     | 2036 | Pittsburgh     | H     |
| 2028 | Clemson        | H     | 2036 | *Virginia Tech | A     |
| 2028 | Miami          | H     | 2037 | Clemson        | A     |
| 2028 | Pittsburgh     | A     | 2037 | Miami          | H     |
| 2028 | Virginia Tech  | A     | 2037 | NC State       | H     |
| 2029 | Florida State  | A     | 2037 | Syracuse       | A     |
| 2029 | Georgia Tech   | H     | 2037 | Wake Forest    | A     |
| 2029 | NC State       | A     |      |                |       |
| 2029 | Syracuse       | A     |      |                |       |
| 2029 | Wake Forest    | H     |      |                |       |

~~ Irish received new schedule as part of 2020 ACC membership



IRISH VS. THE BIG 10 CONFERENCE

| Team             | Home      |           |          |             | Away      |           |          |             | Neutral  |          |          |             | Overall   |           |          |             |
|------------------|-----------|-----------|----------|-------------|-----------|-----------|----------|-------------|----------|----------|----------|-------------|-----------|-----------|----------|-------------|
|                  | W         | L         | T        | %           | W         | L         | T        | %           | W        | L        | T        | %           | W         | L         | T        | %           |
| Illinois         | 5         | 0         | 0        | 100         | 6         | 0         | 1        | .923        | 0        | 0        | 0        | 0           | 11        | 0         | 1        | .958        |
| Indiana          | 13        | 1         | 1        | .900        | 6         | 3         | 0        | .667        | 4        | 1        | 0        | .800        | 23        | 5         | 1        | .810        |
| Iowa             | 7         | 3         | 2        | .667        | 6         | 5         | 1        | .542        | 0        | 0        | 0        | 0           | 13        | 8         | 3        | .604        |
| Maryland         | 0         | 0         | 0        | 0           | 0         | 0         | 0        | 0           | 2        | 0        | 0        | 100         | 2         | 0         | 0        | 100         |
| Michigan^        | 11        | 9         | 1        | .548        | 7         | 15        | 0        | .318        | 0        | 1        | 0        | 0           | 18        | 25        | 1        | .420        |
| Michigan State^  | 29        | 14        | 0        | .674        | 20        | 15        | 1        | .569        | 0        | 0        | 0        | 0           | 49        | 29        | 1        | .627        |
| Minnesota        | 1         | 0         | 1        | .750        | 3         | 0         | 0        | 100         | 0        | 0        | 0        | 0           | 4         | 0         | 1        | .900        |
| Nebraska         | 3         | 1         | 0        | .750        | 4         | 6         | 1        | .409        | 0        | 0        | 0        | 0           | 7         | 8         | 1        | .469        |
| Northwestern     | 16        | 5         | 0        | .762        | 19        | 4         | 1        | .813        | 3        | 0        | 1        | .875        | 38        | 9         | 2        | .796        |
| Ohio State       | 1         | 1         | 0        | .500        | 1         | 1         | 0        | .500        | 0        | 2        | 0        | 0           | 2         | 4         | 0        | .333        |
| Penn State       | 5         | 3         | 0        | .625        | 2         | 6         | 1        | .278        | 2        | 0        | 0        | 100         | 9         | 9         | 1        | .500        |
| <b>Purdue^</b>   | <b>30</b> | <b>11</b> | <b>0</b> | <b>.732</b> | <b>28</b> | <b>14</b> | <b>2</b> | <b>.659</b> | <b>1</b> | <b>1</b> | <b>0</b> | <b>.500</b> | <b>59</b> | <b>26</b> | <b>2</b> | <b>.690</b> |
| Rutgers^         | 2         | 0         | 0        | 100         | 1         | 0         | 0        | 100         | 2        | 0        | 0        | 100         | 5         | 0         | 0        | 100         |
| <b>Wisconsin</b> | <b>3</b>  | <b>1</b>  | <b>0</b> | <b>.750</b> | <b>4</b>  | <b>3</b>  | <b>2</b> | <b>.556</b> | <b>1</b> | <b>2</b> | <b>0</b> | <b>.333</b> | <b>8</b>  | <b>6</b>  | <b>2</b> | <b>.563</b> |
| TOTAL            | 126       | 49        | 5        | .714        | 107       | 72        | 10       | .593        | 15       | 7        | 1        | .674        | 248       | 128       | 16       | .653        |

^ - Includes 20 regular-season wins and two postseason appearances vacated under discretionary NCAA penalty.

# NOTRE DAME OPPONENT UPDATE

| Rk    | Team | Record               | Last Week                       | This Week                          | Next Week                     |
|-------|------|----------------------|---------------------------------|------------------------------------|-------------------------------|
|       |      | 0-3<br>0-1 in ACC    | L, 14-35<br>at Wake Forest      | vs. Louisville<br>3:30 p.m. ET     | vs. Syracuse<br>TBD           |
|       |      | 1-2<br>0-0 in MAC    | L, 6-22<br>vs. Colorado State   | at Ball State<br>2 p.m. ET         | at UMass<br>Noon ET           |
|       |      | 2-1<br>0-0 in B1G    | L, 13-27<br>at Notre Dame       | vs. Illinois<br>3:30 p.m. ET       | vs. Minnesota<br>TBD          |
| 18/15 |      | 1-1<br>0-1 in B1G    | Bye                             | vs. Notre Dame<br>Noon ET          | vs. Michigan<br>TBD           |
| 8/9   |      | 3-0<br>0-0 in AAC    | W, 38-24<br>at Indiana          | Bye                                | at Notre Dame<br>2:30 p.m. ET |
| RV/RV |      | 2-1<br>1-0 in ACC    | L, 21-27<br>at West Virginia    | vs. Richmond<br>Noon ET            | Bye                           |
| RV/RV |      | 2-1<br>1-1 in Pac-12 | W, 45-14<br>at Washington State | vs. Oregon State<br>10:30 p.m. ET  | at Colorado<br>TBD            |
| 21/20 |      | 2-1<br>1-1 in ACC    | W, 59-39<br>vs. Virginia        | at Georgia Tech<br>7:30 p.m. ET    | vs. Duke                      |
|       |      | 0-2<br>0-0 in AAC    | Bye                             | at Houston<br>7 p.m. ET            | vs. UCF<br>3:30 p.m. ET       |
|       |      | 2-1<br>0-1 in ACC    | L, 39-59<br>at North Carolina   | vs. Wake Forest<br>7 p.m. ET       | at Miami (FL)<br>7:30 p.m. ET |
|       |      | 1-2<br>0-1 in ACC    | L, 8-14<br>at Clemson           | vs. North Carolina<br>7:30 p.m. ET | vs. Pitt<br>TBD               |
| RV/RV |      | 2-1<br>1-0 in Pac-12 | W, 41-23<br>vs. Vanderbilt      | vs. UCLA<br>6 p.m. ET              | vs. Oregon<br>TBD             |



ASSOCIATED PRESS TOP 25 -  
September 19, 2021

| Rk        | Team (1st Place Votes) | Rec.       | Points      | Trend    |
|-----------|------------------------|------------|-------------|----------|
| 1         | Alabama (59)           | 3-0        | 1547        | —        |
| 2         | Georgia (3)            | 3-0        | 1491        | —        |
| 3         | Oregon                 | 3-0        | 1385        | +1       |
| 4         | Oklahoma               | 3-0        | 1302        | -1       |
| 5         | Iowa                   | 3-0        | 1,298       | —        |
| 6         | Penn State             | 3-0        | 1197        | +4       |
| 7         | Texas A&M              | 3-0        | 1158        | —        |
| <b>8</b>  | <b>Cincinnati</b>      | <b>3-0</b> | <b>1145</b> | <b>—</b> |
| 9         | Clemson                | 2-1        | 1074        | -3       |
| 10        | Ohio State             | 2-1        | 976         | -1       |
| 11        | Florida                | 2-1        | 930         | —        |
| <b>12</b> | <b>NOTRE DAME</b>      | <b>3-0</b> | <b>874</b>  | <b>—</b> |
| 13        | Ole Miss               | 2-0        | 717         | +4       |
| 14        | Iowa State             | 2-1        | 664         | —        |
| 15        | BYU                    | 3-0        | 603         | +8       |
| 16        | Arkansas               | 3-0        | 537         | +4       |
| 17        | Coastal Carolina       | 3-0        | 526         | -1       |
| <b>18</b> | <b>Wisconsin</b>       | <b>1-1</b> | <b>513</b>  | <b>—</b> |
| 19        | Michigan               | 3-0        | 456         | +6       |
| 20        | Michigan State         | 3-0        | 389         | NR       |
| <b>21</b> | <b>North Carolina</b>  | <b>2-1</b> | <b>306</b>  | <b>—</b> |
| 22        | Fresno State           | 3-1        | 201         | NR       |
| 23        | Auburn                 | 2-1        | 166         | -1       |
| 24        | UCLA                   | 2-1        | 142         | -11      |
| 25        | Kansas State           | 3-0        | 127         | NR       |

Others receiving votes: TCU 91, Liberty 56, **Virginia Tech 52**, Oklahoma State 51, Maryland 29, Arizona State 24, Texas 22, **USC 16**, San Diego State 16, West Virginia 14, LSU 14, Kentucky 12, Boston College 9, Wake Forest 7, Texas Tech 5, **Stanford 3**, Memphis 3, Louisville 1, Wyoming 1

COACHES POLL TOP 25-  
September 19, 2021

| Rk        | Team (1st Place Votes) | Rec.       | Points      | Trend     |
|-----------|------------------------|------------|-------------|-----------|
| 1         | Alabama (64)           | 3-0        | 1616        | —         |
| 2         | Georgia (1)            | 3-0        | 1558        | —         |
| 3         | Oklahoma               | 3-0        | 1429        | —         |
| 4         | Oregon                 | 3-0        | 1427        | —         |
| 5         | Texas A&M              | 3-0        | 1283        | —         |
| 6         | Iowa                   | 3-0        | 1263        | +1        |
| 7         | Clemson                | 2-1        | 1166        | -1        |
| 8         | Penn State             | 3-0        | 1130        | +4        |
| <b>9</b>  | <b>Cincinnati</b>      | <b>3-0</b> | <b>1125</b> | <b>-1</b> |
| <b>10</b> | <b>NOTRE DAME</b>      | <b>3-0</b> | <b>1048</b> | <b>-3</b> |
| 11        | Florida                | 2-1        | 1000        | -2        |
| 12        | Ohio State             | 2-1        | 1041        | -1        |
| 13        | Ole Miss               | 3-0        | 759         | +3        |
| 14        | Iowa State             | 2-1        | 700         | —         |
| <b>15</b> | <b>Wisconsin</b>       | <b>1-1</b> | <b>589</b>  | <b>+2</b> |
| 16        | BYU                    | 3-0        | 504         | +7        |
| 17        | Coastal Carolina       | 3-0        | 500         | +1        |
| 18        | Arkansas               | 3-0        | 474         | +6        |
| 19        | Michigan               | 3-0        | 423         | +6        |
| <b>20</b> | <b>North Carolina</b>  | <b>2-1</b> | <b>411</b>  | <b>-1</b> |
| 21        | Michigan State         | 3-0        | 344         | +8        |
| 22        | Oklahoma State         | 3-0        | 300         | —         |
| 23        | Auburn                 | 2-1        | 171         | -3        |
| 24        | UCLA                   | 2-1        | 170         | -11       |
| 25        | Fresno State           | 3-1        | 85          | +16       |

Others receiving votes: Liberty 80; Kentucky 69; Texas Christian 50; **Virginia Tech 49**; Texas 42; **Southern California 41**; San Diego State 41; Kansas State 40; Memphis 27; Boston College 27; Maryland 26; Arizona State 26; Louisiana State 25; Wake Forest 22; West Virginia 19; UL Lafayette 17; Baylor 13; Army 12; Southern Methodist 8; Nevada 7; **Stanford 6**; Central Florida 6; Utah State 2; Tennessee 2; Rutgers 2; Texas-San Antonio 1; Miami 1.



GAME 1

Sept. 5, 2021 | Doak Campbell Stadium
Attend: 68,316 | TV: ABC



Table with 2 columns: Team and Score. (9/7) NOTRE DAME 41, (--/RV) FLORIDA STATE 38

TALLAHASSE, Fla. - The No. 9 ranked Notre Dame football team (1-0) outlasted the Florida State Seminoles (0-1), 41-38, in overtime Sunday night at Doak Campbell Stadium.

SCORE BY QUARTERS

Score by quarters table for Game 1. Columns: Quarter, Notre Dame, Florida State. Final: ND 41, FSU 38.

SCORING SUMMARY

Scoring summary table for Game 1. Columns: Quarter, Time, Team, Play Description, Score.

TEAM STATISTICS

Team statistics table for Game 1. Columns: Statistic, ND, FSU.

Rushing: Notre Dame- Kyren Williams 18-42 Chris Tyree 7-31, Jack Coan 9--3, TEAM 1--5. Florida State- Jashaun Corbin 15-144, Treshaun Ward 11-76, Lawrence Toafili 6-34, Jordan Travis 12-9, McKenzie Milton 3-6, TEAM 1--5.

Passing: Notre Dame- Jack Coan 26-35-1-366. Florida State- Jordan Travis 9-19-3-130, McKenzie Milton 5-7-0-48.

Receiving: Notre Dame- Michael Mayer 9-120, Kyren Williams 6-83, Kevin Austin 4-91, Chris Tyree 4-10, Braden Lenzy 2-39, Joe Wikins 1-23. Florida State- Keyshawn Helton 4-53, Ja'Khi Douglas 3-80, Jashuan Corbin 3-6, Malik McClain 1-21, Darion Williamson 1-12, Andrew Parchment 1-8, Ontaria Wilson 1--2.

Interceptions: Notre Dame- Kyle Hamilton 2-0, Clarence Lewis 1-4. Florida State- Travis Jay 1-5.

Fumbles: Notre Dame- Team 2-0. Florida State- Team 2-0.

Twitter, Facebook, Instagram, and Recruiting handles.



GAME 2

Sept. 11, 2021 | Notre Dame Stadium
Attend: 62,009 | TV: Peacock



Table with 2 columns: Team and Score. (8/7) NOTRE DAME 32, TOLEDO 29

SOUTH BEND, Ind. - The No. 8/7 ranked Notre Dame football team (2-0) had a flair for the dramatics in its 32-29 come-from-behind win over Toledo (1-1) Saturday afternoon at Notre Dame Stadium.

SCORE BY QUARTERS

Score by quarters table for Game 2. Columns: Quarter, Notre Dame, Toledo. Final: ND 32, Toledo 29.

SCORING SUMMARY

Scoring summary table for Game 2. Columns: Quarter, Time, Team, Play Description, Score.

TEAM STATISTICS

Team statistics table for Game 2. Columns: Statistic, UT, ND.

Rushing: Toledo- Bryant Koback 20-114, Dequan Finn 2-24, Micah Kelly 1-4, Jacquez Stuart 2-3, Carter Bradley 5--21. Notre Dame- Kyren Williams 16-78, Tyler Buchner 7-68, Chris Tyree 7-12, TEAM 1--2, Jack Coan 8--24.

Passing: Toledo- Carter Bradley 18-28-1-221, Dequan Finn 2-5-0-8. Notre Dame- Jack Coan 21-33-1-239, Tyler Buchner 3-3-1-78.

Receiving: Toledo- Devin Maddox 9-135, Isaiah Winstead 4-44, Bryant Koback 3-16, Jerjuan Newton 1-13, Drew Rosi 1-9, Bryce Mitchell 1-7, Jacquez Stuart 1-5. Notre Dame- Michael Mayer 7-81, Kevin Austin 4-63, Avery Davis 3-29, Kyren Williams 3-25, Chris Tyree 2-63, Braden Lenzy 2-33, Joe Wilkins 1-14, Deion Colzie 1-7, Lorenzo Style Jr. 1-2.

Interceptions: Toledo- Chris McDonald Jr. 1-27. Notre Dame- None.

Fumbles: Toledo- Carter Bradley 1-1. Notre Dame- Kyren Williams 1-1, Jack Coan 1-1.

**GAME 3**

Sept. 18, 2021 | Notre Dame Stadium

Attend: 74,341 | TV: NBC

**PURDUE****13**(12/10) **NOTRE DAME****27**

**SOUTH BEND, Ind.** – The No. 12/10 Fighting Irish had its best defensive performance of the season in the 27-13 win over Purdue Saturday afternoon at Notre Dame Stadium. With the win, Dick Corbett Head Football Coach Brian Kelly tied Knute Rockne for most win all-time at Notre Dame (105<sup>+</sup>). Avery Davis had a career day, hauling in five catches for a career-high 120 yards, including a career-long reception of 62 yards for a touchdown. JD Bertrand continued his prolific start to the season with his third straight double-digit tackle game. Bertrand finished with 12 tackles on the day, which tied a career high. Safety Kyle Hamilton was also all over the field and tied a career high with 10 tackles and hauled in his third interception of the season.

**SCORE BY QUARTERS**

|            | 1 | 2  | 3  | 4  | Final |
|------------|---|----|----|----|-------|
| Purdue     | 3 | 0  | 10 | 0  | 13    |
| Notre Dame | 0 | 10 | 7  | 10 | 27    |

**SCORING SUMMARY**

|            |              |            |                                                                                           |
|------------|--------------|------------|-------------------------------------------------------------------------------------------|
| <b>1st</b> | <b>12:49</b> | <b>PUR</b> | #24 M.Fineran 34 yd FG, 10-32, 03:41; PUR 3, ND 0                                         |
| <b>2nd</b> | <b>05:12</b> | <b>ND</b>  | #23 K.Williams 39 yd pass from #17 J.Coan (#39 J.Doerer kick), 5-66, 02:14; PUR 3, ND 7   |
|            | <b>10:05</b> | <b>ND</b>  | #39 J.Doerer 28 yd FG, 10-48, 03:13; PUR 3, ND 10                                         |
| <b>3rd</b> | <b>05:02</b> | <b>PUR</b> | #24 M.Fineran 34 yd FG, 9-50, 03:48; PUR 6, ND 10                                         |
|            | <b>02:21</b> | <b>ND</b>  | #3 A.Davis 62 yd pass from #17 J.Coan (#39 J.Doerer kick), 4-75, 01:07; PUR 6, ND 17      |
|            | <b>13:36</b> | <b>PUR</b> | #0 M.Wright 2 yd pass from #13 J.Plummer (#24 M.Fineran kick), 6-75, 02:51; PUR 13, ND 17 |
| <b>4th</b> | <b>11:52</b> | <b>ND</b>  | #39 J.Doerer 30 yd FG, 11-53, 05:20; PUR 13, ND 20                                        |
|            | <b>07:05</b> | <b>ND</b>  | #23 K.Williams 51 yd rush (#39 J.Doerer kick), 1-51, 00:11; PUR 13, ND 27                 |

**TEAM STATISTICS**

|                            | PUR     | ND      |
|----------------------------|---------|---------|
| FIRST DOWNS                | 19      | 16      |
| RUSHES-YARDS (NET)         | 25-57   | 34-120  |
| PASSING YARDS (NET)        | 291     | 223     |
| Passes Comp-Att-Int        | 36-54-2 | 15-32-0 |
| TOTAL OFFENSE PLAYS-YARDS  | 79-348  | 66-343  |
| Fumble Returns-Yards       | 0-0     | 0-0     |
| Punt Returns-Yards         | 5-34    | 2-30    |
| Kickoff Returns-Yards      | 3-50    | 0-0     |
| Interception Returns-Yards | 0-0     | 2-0     |
| Punts (Number-Avg)         | 7-38.3  | 7-42.6  |
| Fumbles-Lost               | 1-0     | 0-0     |
| Penalties-Yards            | 7-70    | 8-61    |
| Possession Time            | 34:11   | 25:49   |
| Third-Down Conversions     | 4-16    | 4-17    |
| Fourth-Down Conversions    | 1-2     | 1-1     |
| Red-Zone Scores-Chances    | 3-4     | 2-2     |
| Sacks By: Number-Yards     | 4-26    | 3-24    |

**Rushing: Notre Dame**- Kyren Williams 12-91, Chris Tyree 11-29, Tyler Buchner 3-24, TEAM 3--3, Jack Coan 5--21. **Purdue**- King Doerue 10-45, Dylan Downing 8-14, Aidan O'Connell 1-8, Jack Plummer 4--3, Milton Wright 2--7.

**Passing: Notre Dame**- Jack Coan 15-31-0-223, Tyler Buchner 0-1-0-0. **Purdue**- Jack Plummer 25-36-0-187, Aidan O'Connell 11-18-2-104, Milton Wright 0-0-0-0.

**Receiving: Notre Dame**- Avery Davis 5-120, Chris Tyree 4-30, Braden Lenzy 3-21, Kyren Williams 2-47, Michael Mayer 1-5. **Purdue**- Jackson Anthrop 7-90, David Bell 7-64, King Doerue 6-39, Payne Durham 6-29, Mershawn Rice 4-37, Milton Wright 3-17, Broc Thompson 2-18, Dylan Downing 1--3.

**Interceptions: Notre Dame**- Kyle Hamilton 1-0, DJ Brown 1-0. **Purdue**- None.

**Fumbles: Notre Dame**- None. **Purdue**- Dylan Downing 1-0.



## IRISH IN THE NFL (As of September 20)

| Player          | Team          | Pos. | Notes                           |
|-----------------|---------------|------|---------------------------------|
| Josh Adams      | NY Jets       | RB   | Fourth season                   |
| Aaron Banks     | San Francisco | OL   | First season                    |
| Alex Bars       | Chicago       | OL   | Third season                    |
| Asmar Bilal     | Las Vegas     | LB   | Second season                   |
| Ian Book        | New Orleans   | QB   | First season                    |
| Miles Boykin    | Baltimore     | WR   | Third season (injured reserve)  |
| Chase Claypool  | Pittsburgh    | WR   | Second season                   |
| Scott Daly      | Detroit       | LS   | Second season                   |
| Sheldon Day     | Cleveland     | DT   | Sixth season (practice squad)   |
| Liam Eichenberg | Miami         | OL   | First season                    |
| Jalen Elliott   | Detroit       | DB   | Third season (practice squad)   |
| Matthias Farley | Tennessee     | S    | Sixth season                    |
| Will Fuller V   | Miami         | WR   | Sixth season                    |
| Alohi Gilman    | LA Chargers   | S    | Second season                   |
| Robert Hainsey  | Tampa Bay     | OL   | First season                    |
| Daelin Hayes    | Baltimore     | DL   | First season                    |
| J.J. Jansen     | Carolina      | LS   | 14th season                     |
| Jamir Jones     | Pittsburgh    | DL   | Second season                   |
| Tony Jones, Jr. | New Orleans   | RB   | Second season                   |
| Khalid Kareem   | Cincinnati    | DL   | Second season (injured reserve) |
| Cole Kmet       | Chicago       | TE   | Second season                   |
| Tommy Kraemer   | Detroit       | OL   | First season (practice squad)   |
| Julian Love     | NY Giants     | CB   | Third season                    |
| Nick Martin     | Las Vegas     | C    | Sixth season                    |
| Zack Martin     | Dallas        | OG   | Eighth season                   |
| Nick McCloud    | Cincinnati    | CB   | First season                    |
| Mike McGlinchey | San Francisco | OT   | Fourth season                   |

## IRISH IN THE NFL (As of September 20)

| Player                  | Team         | Pos. | Notes                           |
|-------------------------|--------------|------|---------------------------------|
| Javon McKinley          | Detroit      | WR   | First season (practice squad)   |
| Sam Mustipher           | Chicago      | OL   | Third season                    |
| Quenton Nelson          | Indianapolis | OG   | Fourth season                   |
| Ade Ogundeji            | Atlanta      | DL   | First season                    |
| Julian Okwara           | Detroit      | DL   | Second season                   |
| Romeo Okwara            | Detroit      | DE   | Sixth season                    |
| Jeremiah Owusu-Koramoah | Browns       | LB   | First season                    |
| Troy Pride, Jr.         | Carolina     | CB   | Second season (injured reserve) |
| Isaac Rochell           | Indianapolis | DT   | Fifth season                    |
| Kyle Rudolph            | NY Giants    | TE   | 11th season                     |
| KeiVarae Russell        | New Orleans  | CB   | Fifth season (practice squad)   |
| Ben Skowronek           | LA Rams      | WR   | First season                    |
| Harrison Smith          | Minnesota    | FS   | 10th season                     |
| Jaylon Smith            | Dallas       | ILB  | Sixth season                    |
| Durham Smythe           | Miami        | TE   | Fourth season                   |
| Ronnie Stanley          | Baltimore    | OT   | Sixth season                    |
| Eq. St. Brown           | Green Bay    | WR   | Fourth season (practice squad)  |
| Jerry Tillery           | LA Chargers  | DT   | Third season                    |
| Drue Tranquill          | LA Chargers  | LB   | Third season                    |
| Tommy Tremble           | Carolina     | TE   | First season                    |
| Stephon Tuitt           | Pittsburgh   | DE   | Eighth season (injured reserve) |
| Dexter Williams         | NY Giants    | RB   | Third season                    |

## NFL DRAFT

- With nine players selected in the 2021 NFL Draft, Notre Dame Football has totaled 520 draft picks over the tenure of the program. No other college football program has totaled more than the Irish.
- OL Liam Eichenberg (second round, Miami Dolphins), OL Aaron Banks (second round, San Francisco 49ers), LB Jeremiah Owusu-Koramoah (second round, Cleveland Browns), TE Tommy Tremble (third round, Carolina Panthers), OL Robert Hainsey (third round, Tampa Bay Buccaneers), QB Ian Book (fourth round, New Orleans Saints), DL Daelin Hayes (fifth round, Baltimore Ravens), DL Ade Ogundeji (fifth round, Atlanta Falcons) and WR Ben Skowronek (seventh round, Los Angeles Rams) represented the Irish in the 2021 NFL Draft.
- The nine draft picks were the most during the Brian Kelly era and the most all-time since the 1994 draft when 10 players were selected.

## ALL-TIMERS

- Throughout the history of the Notre Dame Football Program, 581 total players have spent time on an active NFL roster. To begin the 2021 NFL season, Notre Dame was tied for fourth with 36 players on active NFL rosters. They were tied with Georgia and trailed only LSU (47), Ohio State (50) and Alabama (54).
- So far in 2021, 10 former Irish players have made their debut appearance on a 53-man roster: Aaron Banks, Ian Book, Liam Eichenberg, Robert Hainsey, Daelin Hayes, Nick McCloud, Ade Ogundeji, Jeremiah Owusu-Koramoah, Ben Skowronek and Tommy Tremble.



**THE BRIAN KELLY FILE**

39th year in coaching // 31st year as head coach // 12th year at Notre Dame

Alma Mater: Assumption College (1983)

| School             | Seasons   | Record                 |           |          | Pct.         |
|--------------------|-----------|------------------------|-----------|----------|--------------|
| Grand Valley State | 13        | 118                    | 35        | 2        | 0.768        |
| Central Michigan   | 3         | 19                     | 16        | 0        | 0.543        |
| Cincinnati         | 3         | 34                     | 6         | 0        | 0.850        |
| Notre Dame         | 12        | 105 <sup>^</sup>       | 39        | 0        | 0.727        |
| <b>TOTALS</b>      | <b>31</b> | <b>276<sup>^</sup></b> | <b>96</b> | <b>2</b> | <b>0.741</b> |

**HONORS AND ACCOLADES**

| Year | Award                                     |
|------|-------------------------------------------|
| 2018 | Home Depot National Coach of the Year     |
| 2018 | Stallings National Coach of the Year      |
| 2012 | AP National Coach of the Year             |
| 2012 | Walter Camp National Coach of the Year    |
| 2012 | Sporting News National Coach of the Year  |
| 2012 | Home Depot National Coach of the Year     |
| 2012 | Liberty Mutual National Coach of the Year |
| 2012 | AFCA National Coach of the Year           |
| 2009 | Home Depot National Coach of the Year     |

<sup>^</sup> - Includes 20 regular-season wins and two postseason appearances vacated under discretionary NCAA penalty.

**BRIAN KELLY - THE DICK CORBETT HEAD FOOTBALL COACH**

- Winningest coach in FBS (276<sup>^</sup> wins)
- One of only four active FBS coaches with more than 300 games as a head coach.
- With the win over North Carolina, Kelly passed Lou Holtz to claim sole possession of second all-time in program history in career wins at Notre Dame.
- Joins Knute Rockne (13), Frank Leahy (11), Ara Parseghian (11) and Lou Holtz (11) as the only Notre Dame coaches to spend 10 or more seasons on the Irish sidelines.
- Only three-time winner of the Home Depot Coach of the Year Award ('09, '12, '18)
- With 10 or more wins in 2012<sup>^</sup>, 2015, 2017, 2018, 2019 and 2020, Kelly is the only Notre Dame coaches to hit the double-digit mark in wins six times.
- With 10-win seasons in five of the last six years, Kelly is the first Irish coach to have five seasons of double-digit wins in a six-year stretch since Lou Holtz from 1988-93.
- Notched his first win over an AP No. 1 team with the 47-40 win over Clemson (Nov. 8, 2020)
- Ranks second in winning percentage among active FBS coaches (.741<sup>^</sup>) who have coached in 300 or more career games (Nick Saban - .799).
- Second-youngest coach to reach 200 career victories at a major school.
- Has finished .500 or better in 28 of 30 seasons as a head coach.
- Boasts a 17-10 record in postseason as a head coach.
- Kelly is the first coach to post four or more shutouts in an Irish career since Lou Holtz.
- With the 52-20 win over Navy in 2019, Kelly became just the third coach in Notre Dame history with three or more wins of at least 25 points over ranked teams. Lou Holtz and Frank Leahy each secured eight such victories. Ara Parseghian and Dan Devine had two such victories apiece.

**WINNINGEST ACTIVE FBS COACHES (By wins)**

| Rk.       | Coach              | School            | Years     | Record                 |           |          | Pct.        |
|-----------|--------------------|-------------------|-----------|------------------------|-----------|----------|-------------|
| <b>1.</b> | <b>BRIAN KELLY</b> | <b>NOTRE DAME</b> | <b>31</b> | <b>276<sup>^</sup></b> | <b>96</b> | <b>2</b> | <b>.741</b> |
| 2.        | Mack Brown         | North Carolina    | 33        | 261                    | 133       | 1        | .662        |
| 3.        | Nick Saban         | Alabama           | 26        | 259                    | 65        | 1        | .799        |
| 4.        | Willie Fritz       | Tulane            | 25        | 184                    | 104       | 0        | .639        |
| 5.        | Kirk Ferentz       | Iowa              | 26        | 183                    | 127       | 0        | .590        |
| 6.        | Gary Patterson     | TCU               | 22        | 180                    | 74        | 0        | .709        |

**ACTIVE FBS LONGEVITY**

| Rk.       | Coach              | School            | Games                  |
|-----------|--------------------|-------------------|------------------------|
| 1.        | Mack Brown         | North Carolina    | 395                    |
| <b>2.</b> | <b>BRIAN KELLY</b> | <b>NOTRE DAME</b> | <b>374<sup>^</sup></b> |
| 3.        | Nick Saban         | Alabama           | 325                    |
| 4.        | Kirk Ferentz       | Iowa              | 310                    |
| 5.        | Dave Clawson       | Wake Forest       | 258                    |

**WINNINGEST ACTIVE FBS COACHES  
(By percentage, min. 5 years)**

| Rk.       | Coach              | School            | Years     | Record                 |           |          | Pct.        |
|-----------|--------------------|-------------------|-----------|------------------------|-----------|----------|-------------|
| 1.        | Dabo Swinney       | Clemson           | 14        | 142                    | 34        | 0        | .807        |
| 2.        | Nick Saban         | Alabama           | 26        | 259                    | 65        | 1        | .799        |
| 3.        | Kirby Smart        | Georgia           | 6         | 55                     | 14        | 0        | .797        |
| 4.        | Lance Leipold      | Kansas            | 15        | 147                    | 41        | 0        | .782        |
| 5.        | Jimbo Fisher       | Texas A&M         | 12        | 112                    | 33        | 0        | .772        |
| 6.        | Brian Harsin       | Auburn            | 9         | 78                     | 25        | 0        | .743        |
| <b>7.</b> | <b>BRIAN KELLY</b> | <b>NOTRE DAME</b> | <b>31</b> | <b>276<sup>^</sup></b> | <b>96</b> | <b>2</b> | <b>.740</b> |
| 8.        | David Shaw         | Stanford          | 11        | 92                     | 37        | 0        | .713        |
| 9.        | Gary Patterson     | TCU               | 22        | 179                    | 74        | 0        | .709        |
| 10.       | Mike Houston       | East Carolina     | 10        | 88                     | 41        | 0        | .682        |

**MOST YEARS COACHING (ACTIVE FBS)**

| Rk.       | Coach              | School            | Years     |
|-----------|--------------------|-------------------|-----------|
| 1.        | Mack Brown         | North Carolina    | 33        |
| <b>2.</b> | <b>BRIAN KELLY</b> | <b>NOTRE DAME</b> | <b>32</b> |
| 3.        | Nick Saban         | Alabama           | 26        |
| 4.        | Kirk Ferentz       | Iowa              | 26        |
| 5.        | Dave Clawson       | Wake Forest       | 22        |

All charts include coaches with five-plus seasons of FBS head coaching experience



THE RECORD WHEN...

| Stat                                  | Kelly's Career |    |   | Kelly at ND  |    | 2021         |   |
|---------------------------------------|----------------|----|---|--------------|----|--------------|---|
|                                       | Record (W-L-T) |    |   | Record (W-L) |    | Record (W-L) |   |
| Home (Includes Shamrock Series)       | 155            | 34 | 1 | 62           | 13 | 2            | 0 |
| Away                                  | 107            | 54 | 1 | 32           | 20 | 1            | 0 |
| Neutral                               | 12             | 9  | 0 | 9            | 7  | 0            | 0 |
| In overtime                           | 8              | 5  | 0 | 4            | 3  | 1            | 0 |
| Coming off a loss                     | 50             | 28 | 0 | 16           | 11 | 0            | 0 |
| Coming off a win                      | 189            | 54 | 1 | 65           | 23 | 2            | 0 |
| Coming off an open date               | 20             | 2  | 0 | 9            | 2  | 0            | 0 |
| vs. AP Top 25                         | 30             | 26 | 0 | 22           | 21 | 0            | 0 |
| Both teams are in the AP Top 25       | 22             | 19 | 0 | 18           | 18 | 0            | 0 |
| Neither team is in the AP Top 25      | 54             | 30 | 0 | 22           | 14 | 0            | 0 |
| Team is ranked higher                 | 95             | 14 | 0 | 73           | 10 | 3            | 0 |
| Opponent is ranked higher             | 11             | 18 | 0 | 8            | 14 | 0            | 0 |
| vs. In-State Opponents                | 77             | 22 | 2 | 7            | 0  | 1            | 0 |
| In August                             | 5              | 2  | 0 | 2            | 0  | 0            | 0 |
| In September                          | 86             | 35 | 0 | 34           | 12 | 3            | 0 |
| In October                            | 91             | 26 | 2 | 32           | 8  | 0            | 0 |
| In November                           | 79             | 26 | 0 | 31           | 13 | 0            | 0 |
| In December                           | 13             | 4  | 0 | 5            | 3  | 0            | 0 |
| In January                            | 1              | 5  | 0 | 1            | 4  | 0            | 0 |
| On TV (except GVSU regular season)    | 134            | 47 | 0 | 104          | 39 | 3            | 0 |
| On NBC                                | 60             | 13 | 0 | 60           | 13 | 1            | 0 |
| On NBCSN                              | 3              | 0  | 0 | 3            | 0  | 0            | 0 |
| On ABC                                | 25             | 13 | 0 | 23           | 14 | 1            | 0 |
| On ACCN                               | 1              | 0  | 0 | 1            | 0  | 0            | 0 |
| On ESPN                               | 15             | 9  | 0 | 7            | 6  | 0            | 0 |
| On ESPN2                              | 8              | 2  | 0 | 1            | 0  | 0            | 0 |
| On CBS                                | 4              | 3  | 0 | 4            | 3  | 0            | 0 |
| On CBS Sports Network                 | 0              | 1  | 0 | 0            | 1  | 0            | 0 |
| On FOX                                | 2              | 3  | 0 | 2            | 3  | 0            | 0 |
| On USA Network                        | 1              | 0  | 0 | 1            | 0  | 0            | 0 |
| Morning Games (kicks off before noon) | 0              | 1  | 0 | 0            | 1  | 0            | 0 |
| Afternoon Games                       | 184            | 62 | 2 | 66           | 18 | 2            | 0 |
| Night Games (6 p.m. or later)         | 91             | 33 | 0 | 38           | 20 | 1            | 0 |
| Decided by three points or fewer      | 47             | 23 | 2 | 14           | 13 | 2            | 0 |
| Decided by seven points or fewer      | 85             | 44 | 2 | 30           | 21 | 0            | 0 |
| Scoring first                         | 191            | 39 | 0 | 77           | 21 | 2            | 0 |
| Opponent scores first                 | 82             | 57 | 2 | 27           | 18 | 1            | 0 |
| Leading at halftime                   | 217            | 21 | 0 | 84           | 11 | 2            | 0 |
| Tied at halftime                      | 19             | 6  | 0 | 8            | 1  | 0            | 0 |
| Trailing at halftime                  | 36             | 69 | 2 | 11           | 27 | 1            | 0 |

THE RECORD WHEN...

| Stat                                     | Kelly's Career |    |   | Kelly at ND  |    | 2021         |   |
|------------------------------------------|----------------|----|---|--------------|----|--------------|---|
|                                          | Record (W-L-T) |    |   | Record (W-L) |    | Record (W-L) |   |
| Leading after three quarters             | 231            | 17 | 0 | 85           | 9  | 2            | 0 |
| Tied after three quarters                | 13             | 6  | 0 | 5            | 5  | 0            | 0 |
| Trailing after three quarters            | 29             | 73 | 0 | 12           | 25 | 1            | 0 |
| Scoring 40+ points                       | 105            | 3  | 0 | 37           | 2  | 1            | 0 |
| Scoring 30-39 points                     | 78             | 11 | 0 | 31           | 7  | 1            | 0 |
| Scoring 20-29 points                     | 69             | 36 | 1 | 26           | 14 | 1            | 0 |
| Scoring 0-19 points                      | 23             | 46 | 1 | 10           | 15 | 0            | 0 |
| Allowing 40+ points                      | 8              | 24 | 0 | 2            | 10 | 0            | 0 |
| Allowing 30-39 points                    | 21             | 37 | 0 | 10           | 15 | 1            | 0 |
| Allowing 20-29 points                    | 72             | 27 | 1 | 24           | 9  | 1            | 0 |
| Allowing 0-19 Points                     | 174            | 8  | 1 | 68           | 3  | 1            | 0 |
| Outrushing opponent                      | 214            | 29 | 1 | 77           | 8  | 1            | 0 |
| Getting outrushed                        | 55             | 66 | 2 | 24           | 31 | 1            | 0 |
| Passing for more yards                   | 179            | 61 | 1 | 66           | 28 | 2            | 0 |
| Passing for fewer yards                  | 95             | 32 | 1 | 38           | 11 | 1            | 0 |
| Outgaining opponent                      | 230            | 31 | 1 | 85           | 14 | 1            | 0 |
| Outgained by opponent                    | 43             | 62 | 1 | 19           | 25 | 2            | 0 |
| Winning time of possession battle        | 146            | 30 | 0 | 57           | 8  | 1            | 0 |
| Losing time of possession battle         | 127            | 64 | 2 | 47           | 31 | 2            | 0 |
| Scoring a defensive or special teams TD  | 79             | 9  | 0 | 20           | 5  | 0            | 0 |
| Allowing a defensive or special teams TD | 26             | 31 | 0 | 12           | 12 | 1            | 0 |
| Fewer penalty yards                      | 90             | 46 | 1 | 52           | 21 | 3            | 0 |
| More penalty yards                       | 175            | 48 | 1 | 50           | 18 | 0            | 0 |
| Winning turnover battle                  | 158            | 17 | 0 | 55           | 6  | 2            | 0 |
| Losing turnover battle                   | 66             | 57 | 1 | 25           | 29 | 1            | 0 |
| Having an individual 100-yard rusher     | 129            | 26 | 1 | 46           | 9  | 0            | 0 |
| Having an individual 100-yard receiver   | 108            | 33 | 0 | 38           | 16 | 2            | 0 |
| Having an individual 200-yard passer     | 183            | 51 | 1 | 69           | 25 | 3            | 0 |
| Having a QB rush for 100 yards           | 9              | 1  | 0 | 7            | 1  | 0            | 0 |
| Allowing an individual 100-yard rusher   | 50             | 54 | 1 | 18           | 26 | 2            | 0 |
| Allowing an individual 100-yard receiver | 78             | 40 | 0 | 22           | 15 | 1            | 0 |
| Allowing an individual 200-yard passer   | 110            | 47 | 1 | 43           | 25 | 1            | 0 |

**STARTER SHEET**

| OFFENSE           | Pos. | 2021 | Streak | Career | DEFENSE                | Pos. | 2021 | Streak | Career |
|-------------------|------|------|--------|--------|------------------------|------|------|--------|--------|
| Cain Madden       | OL   | 3    | 3      | 34     | Kurt Hinish            | NG   | 3    | 28     | 28     |
| Jarrett Patterson | OL   | 3    | 3      | 24     | Drew White             | LB   | 3    | 21     | 26     |
| Jack Coan         | QB   | 3    | 3      | 21     | Myron Tagovailoa-Amosa | DT   | 3    | 3      | 23     |
| Kyren Williams    | RB   | 3    | 15     | 15     | Kyle Hamilton          | S    | 3    | 13     | 15     |
| Josh Lugg         | RT   | 3    | 3      | 11     | Clarence Lewis         | S/CB | 3    | 7      | 9      |
| Avery Davis       | WR   | 3    | 4      | 7      | TaRiq Bracy            | CB   | 0    | 0      | 8      |
| Michael Mayer     | TE   | 3    | 4      | 6      | Shayne Simon           | LB   | 0    | 0      | 8      |
| Braden Lenzy      | WR   | 2    | 2      | 5      | Jayson Ademilola       | DL   | 3    | 3      | 5      |
| Zeke Correll      | OL   | 3    | 4      | 5      | Houston Griffith       | S    | 3    | 3      | 5      |
| Kevin Austin Jr.  | WR   | 3    | 3      | 3      | JD Bertrand            | LB   | 3    | 3      | 3      |
| Blake Fisher      | OL   | 1    | 1      | 1      | Marist Liufau          | LB   | 0    | 0      | 3      |
| Michael Carmody   | OL   | 1    | 1      | 1      | Isaiah Pryor           | LB   | 3    | 3      | 3      |
| George Takacs     | TE   | 1    | 1      | 1      | Cam Hart               | CB   | 3    | 3      | 3      |
| Tosh Baker        | OL   | 1    | 1      | 1      | Isaiah Foskey          | DL   | 3    | 3      | 3      |
|                   |      |      |        |        | Jack Kiser             | LB   | 0    | 0      | 1      |
|                   |      |      |        |        | Rylie Mills            | DL   | 0    | 1      | 1      |

**CAREER STARTS BY POSITION**

| WR         | LT                    | LG          | C                     | RG          | RT         | TE           | WR           | QB            | WR            | RB            |
|------------|-----------------------|-------------|-----------------------|-------------|------------|--------------|--------------|---------------|---------------|---------------|
| Lenzy (5)  | Fisher (1)            | Correll (3) | Patterson (24)        | Madden (34) | Lugg (8)   | Mayer (5)    | Davis (7)    | Coan (21)     | Austin Jr (3) | Williams (15) |
|            | Carmody (1)           |             | Correll (2)           | Lugg (1)    |            | Takacs (1)   |              |               |               |               |
|            | Baker (1)             |             | Lugg (2)              |             |            |              |              |               |               |               |
|            |                       |             |                       |             |            |              |              |               |               |               |
| DL         | DL                    | DL          | DL                    | ROV         | MIKE       | BUCK         | CB           | S             | S             | CB            |
| Foskey (3) | Tagovailoa-Amosa (23) | Hinish (28) | Ademilola, Jayson (6) | Pryor (3)   | White (26) | Simon (8)    | Hart (3)     | Hamilton (15) | Griffith (4)  | Lewis (9)     |
|            | Mills (1)             |             |                       |             |            | Kiser (1)    | Griffith (1) | Lewis (1)     |               | Bracy (8)     |
|            |                       |             |                       |             |            | Bertrand (3) |              |               |               |               |
|            |                       |             |                       |             |            | Liufau (3)   |              |               |               |               |



NOTRE DAME

Rushing

|                                                        |                                                                              |
|--------------------------------------------------------|------------------------------------------------------------------------------|
| Had 500 or more yards:                                 | at Boston College, 2017 (515)                                                |
| Had 450 or more yards:                                 | at Boston College, 2017 (515)                                                |
| Had 400 or more yards:                                 | at Boston College, 2017 (515)                                                |
| Had 300 or more yards:                                 | vs. Florida State, 2020 (353)                                                |
| Had 70 or more rushing attempts:                       | vs. Michigan State, 1991 (76)                                                |
| Had 60 or more rushing attempts:                       | vs. Navy, 2007 (63)                                                          |
| Had 50 or more rushing attempts:                       | at Pittsburgh, 2020 (50)                                                     |
| Had eight or more rush TDs:                            | vs. Pittsburgh, 1965 (9)                                                     |
| Had seven or more rush TDs:                            | at Boston College, 2017 (7)                                                  |
| Had six or more rush TDs:                              | vs. South Florida, 2020 (6)                                                  |
| Had five or more rush TDs:                             | vs. South Florida, 2020 (6)                                                  |
| Had four or more rush TDs:                             | vs. Florida State, 2020 (4)                                                  |
| Had two or more players with 200 rush yards in a game: | at Boston College, 2017<br>(Josh Adams 229, Brandon Wimbush 207)             |
| Had three players with 100 rush yards in a game:       | vs. Temple, 2017<br>(Josh Adams 161, DeShone Kizer 124, Brandon Wimbush 106) |
| Had two or more players with 100 rush yards in a game: | vs. Syracuse, 2020<br>(Kyren Williams 110, Chris Tyree 109)                  |
| Had a quarterback rush for 100 yards in a game:        | vs. Duke, 2019 (Ian Book, 139)                                               |

Passing

|                                          |                               |
|------------------------------------------|-------------------------------|
| Had 500 or more yards:                   | at USC, 1970 (526)            |
| Had 400 or more yards:                   | vs. New Mexico, 2019 (434)    |
| Had 300 or more yards:                   | at Florida State, 2021 (366)  |
| Had 50 or more pass attempts:            | vs. Virginia Tech, 2019 (53)  |
| Had 40 or more pass attempts:            | vs. Boston College, 2019 (40) |
| Had 30 or more pass attempts:            | vs. Purdue, 2021 (32)         |
| Had 35 or more pass completions:         | at Florida State, 2021 (35)   |
| Had 30 or more pass completions:         | at Clemson, 2015 (35)         |
| Had 25 or more pass completions:         | at Florida State, 2021 (26)   |
| Had six or more passing TDs:             | vs. Bowling Green, 2019 (6)   |
| Had five or more passing TDs:            | vs. Navy, 2019 (5)            |
| Had four or more passing TDs:            | at Florida State, 2021 (4)    |
| Had three or more passing TDs:           | vs. Toledo, 2021 (3)          |
| Had three or more passing TDs in a half: | at Boston College, 2020 (3)   |
| Had five or more passes intercepted:     | vs. USC, 1967 (7)             |
| Had four or more passes intercepted:     | at Arizona State, 2014 (4)    |
| Had three or more passes intercepted:    | vs. Ball State, 2018 (3)      |

Receiving

|                                                       |                                                                         |
|-------------------------------------------------------|-------------------------------------------------------------------------|
| Had two players with 100 receiving yards in a game:   | at Stanford, 2017 (Kevin Stepherson - 112, Equanimeous St. Brown - 111) |
| Had a player with over 150 receiving yards in a game: | vs. Wake Forest, 2017 (Chase Claypool - 180)                            |
| Had two players with 10 catches in a game:            | vs. BYU, 2005 (Maurice Stovall - 14, Jeff Samardzija - 10)              |

Combination Offense

|                                                                         |                                                                                                                              |
|-------------------------------------------------------------------------|------------------------------------------------------------------------------------------------------------------------------|
| Had a 400-yard passer and 100-yard rusher in a game:                    | vs. Syracuse, 2016 (DeShone Kizer - 471, Josh Adams - 102)                                                                   |
| Had a 300-yard passer and 100-yard rusher in a game:                    | vs. Clemson, 2020 (Ian Book - 310, Kyren Williams - 140)                                                                     |
| Had a 400-yard passer and 100-yard receiver in a game:                  | vs. Syracuse, 2016 (DeShone Kizer - 471, Equanimeous St. Brown - 182)                                                        |
| Had a 300-yard passer and 100-yard receiver in a game:                  | at Florida State, 2021 (Jack Coan - 366, Michael Mayer - 120)                                                                |
| Had a 400-yard passer, 100-yard rusher and 100-yard receiver in a game: | vs. Syracuse, 2016 (DeShone Kizer - 471, Josh Adams - 102, Equanimeous St. Brown - 182)                                      |
| Had a 300-yard passer, 100-yard rusher and 100-yard receiver in a game: | vs. Clemson, 2020 (Ian Book - 310, Kyren Williams - 140 rushing, Javon McKinley - 102 receiving)                             |
| Had a 200-yard passer, 100-yard rusher and 100-yard receiver in a game: | vs. Syracuse, 2020 (Ian Book - 285, Kyren Williams - 110 rushing, Chris Tyree - 109 rushing, Javon McKinley - 111 receiving) |
| Had a 400-yard passer and 100-yard rusher in a game:                    | vs. Syracuse, 2016 (DeShone Kizer - 471, Josh Adams - 102)                                                                   |
| Had a 200-yard passer and 100-yard rusher in a game:                    | vs. Syracuse, 2020 (Ian Book - 285, Kyren Williams - 110, Chris Tyree - 109)                                                 |
| Had a 100-yard receiver and 100-yard rusher in a game:                  | at North Carolina, 2020 (Kyren Williams - 124 rushing, Javon McKinley - 135 receiving)                                       |

Total Offense

|                                      |                               |
|--------------------------------------|-------------------------------|
| Had 700 or more yards total offense: | vs. Wake Forest, 2017 (710)   |
| Had 650 or more yards total offense: | vs. Wake Forest, 2017 (710)   |
| Had 600 or more yards total offense: | vs. Wake Forest, 2017 (710)   |
| Had 500 or more yards total offense: | vs. Syracuse, 2020 (568)      |
| Had 400 or more yards total offense: | vs. Toledo, 2021 (449)        |
| Had 100 or more plays total offense: | vs. Pittsburgh, 2012 (104)    |
| Had 85 or more plays total offense:  | vs. Boston College, 2019 (85) |
| Had 75 or more plays total offense:  | vs. Syracuse, 2020 (77)       |

**Scoring**

|                                                                |                                                                                                                          |
|----------------------------------------------------------------|--------------------------------------------------------------------------------------------------------------------------|
| Scored 60 or more points:                                      | vs. New Mexico, 2019 (66)                                                                                                |
| Scored 50 or more points:                                      | vs. South Florida, 2020 (52)                                                                                             |
| Scored 40 or more points:                                      | at Florida State, 2021 (41)                                                                                              |
| Scored 30 or more points:                                      | vs. Toledo, 2021 (32)                                                                                                    |
| Scored a two-point conversion:                                 | vs. Toledo, 2021                                                                                                         |
| Allowed 60 or more points:                                     | Never                                                                                                                    |
| Allowed 50 or more points:                                     | at Texas, 2016 (50)                                                                                                      |
| Allowed 40 or more points:                                     | vs. Clemson, 2020 (40)                                                                                                   |
| Allowed 30 or more points:                                     | at Florida State, 2021 (38)                                                                                              |
| Was held scoreless:                                            | at Boston College, 2008 (17-0)                                                                                           |
| Was held scoreless at home:                                    | USC, 2007 (38-0)                                                                                                         |
| Was held scoreless on the road:                                | at Boston College, 2008 (17-0)                                                                                           |
| Was held without offensive touchdown:                          | vs. Clemson, 2019 Cotton Bowl (30-3)                                                                                     |
| Was held without offensive touchdown on the road:              | at NC State, 2016 (10-3)                                                                                                 |
| Was held without offensive touchdown at home:                  | vs. USC, 2007 (38-0)                                                                                                     |
| Held opponent scoreless:                                       | vs. South Florida, 2020 (52-0)                                                                                           |
| Held opponent scoreless at home:                               | vs. South Florida, 2020 (52-0)                                                                                           |
| Held opponent scoreless on the road:                           | at Purdue, 1993 (17-0)                                                                                                   |
| Held opponent without offensive touchdown:                     | at Pittsburgh, 2020 (45-3)                                                                                               |
| Held opponent without offensive touchdown on the road/neutral: | at Pittsburgh, 2020 (45-3)                                                                                               |
| Held opponent without offensive touchdown at home:             | vs. South Florida, 2020 (52-0)                                                                                           |
| Held opponent scoreless at neutral site:                       | vs. Maryland (Giants Stadium - East Rutherford, NJ), 2002 (22-0)                                                         |
| Held two or more opponents scoreless in a season:              | 2002 vs. Maryland (22-0) vs. Rutgers (42-0)                                                                              |
| Held three or more opponents scoreless in a season:            | 1976 vs. Purdue (23-0) at Northwestern (49-0), vs. Oregon (41-0)                                                         |
| Held four or more opponents scoreless in a season:             | 1966 vs. Army (35-0) vs. North Carolina (32-0), at Oklahoma (38-0), vs. Pittsburgh (40-0) vs. Duke (64-0), at USC (51-0) |
| Held five or more opponents scoreless in a season:             | 1966 vs. Army (35-0) vs. North Carolina (32-0), at Oklahoma (38-0), vs. Pittsburgh (40-0) vs. Duke (64-0), at USC (51-0) |
| Held six or more opponents scoreless in a season:              | 1966 vs. Army (35-0) vs. North Carolina (32-0), at Oklahoma (38-0), vs. Pittsburgh (40-0) vs. Duke (64-0), at USC (51-0) |
| Had multiple players with multiple TDs in a game:              | vs. Syracuse, 2020 (Javon McKinley - 3, Ian Book - 2)                                                                    |

**Turnovers**

|                                             |                                                                                 |
|---------------------------------------------|---------------------------------------------------------------------------------|
| Did not commit a turnover:                  | vs. Purude, 2021                                                                |
| Committed six or more turnovers:            | vs. Navy, 1984 (6)                                                              |
| Committed five or more turnovers:           | vs. Boston College, 2015 (5)                                                    |
| Lost four or more fumbles:                  | vs. Michigan State, 1999 (4)                                                    |
| Lost three or more fumbles:                 | at Boston College, 2020 (3)                                                     |
| Recorded six or more takeaways:             | vs. Michigan, 2012 (6)                                                          |
| Recorded five or more takeaways:            | vs. Virginia, 2019 (5)                                                          |
| Returned two or more interceptions for TDs: | vs. Stanford, 2002 (2)<br>(Shane Walton - 18 yards, Courtney Watson - 34 yards) |
| Returned an interception for a TD:          | vs. New Mexico (2019)<br>(Kyle Hamilton - 54 yards)                             |
| Returned a fumble for a TD:                 | vs. Clemson, 2020 (1)<br>(Jeremiah Owusu-Koramoah - 23 yards)                   |

**Defense**

|                                                    |                                        |
|----------------------------------------------------|----------------------------------------|
| Held opponent to 50 or fewer rushing yards:        | vs. Clemson, 2020 (34)                 |
| Held opponent to 100 or fewer passing yards:       | vs. Boston College, 2019 (63)          |
| Held opponent to 200 or fewer passing yards:       | vs. Syracuse, 2020 (185)               |
| Held opponent to 300 or fewer yards total offense: | at North Carolina, 2020 (298)          |
| Held opponent to 200 or fewer yards total offense: | at Pittsburgh, 2020 (162)              |
| Intercepted five or more passes:                   | vs. Michigan, 2012 (5)                 |
| Intercepted four or more passes:                   | vs. Rutgers (Pinstripe Bowl), 2013 (4) |
| Intercepted three or more passes:                  | at Florida State, 2021 (3)             |
| Forced five or more fumbles:                       | at Louisville, 2019 (5)                |
| Forced four or more fumbles:                       | vs. Syracuse, 2020 (4)                 |
| Forced three or more fumbles:                      | vs. Navy, 2019 (4)                     |
| Scored a safety:                                   | at North Carolina, 2017                |
| Recorded nine or more sacks:                       | vs. Rutgers, 1996 (9)                  |
| Recorded eight or more sacks:                      | vs. Virginia, 2019 (8)                 |
| Recorded seven or more sacks:                      | vs. Virginia, 2019 (8)                 |
| Recorded six or more sacks:                        | at North Carolina, 2020 (6)            |
| Recorded five or more sacks:                       | vs. Toledo, 2021 (5)                   |
| Held opponent to 10 or fewer first downs:          | at Duke, 2019 (10)                     |

**Special Teams**

|                                           |                                                  |
|-------------------------------------------|--------------------------------------------------|
| Returned a punt for a TD:                 | vs. Massachusetts, 2015 (C.J. Sanders, 50 yards) |
| Returned a blocked punt for a TD:         | at Pittsburgh, 2020 (Isaiah Foskey, 0 yards)     |
| Returned a kickoff for a TD:              | vs. Syracuse, 2016 (C.J. Sanders, 93 yards)      |
| Returned a blocked FG for a TD:           | at Air Force, 2006 (Terrail Lambert, 76 yards)   |
| Blocked a punt:                           | at Pittsburgh, 2020 (Isaiah Foskey)              |
| Punted 10 or more times:                  | at Michigan, 2019 (10)                           |
| Did not punt:                             | at Boston College, 2020                          |
| Blocked a field goal:                     | vs. Bowling Green, 2019 (Julian Okwara)          |
| Had a field goal blocked:                 | at Texas, 2016                                   |
| Blocked a PAT kick:                       | vs. Florida State, 2018 (Jerry Tillery)          |
| Scored on a blocked PAT attempt:          | vs. Florida State, 2018 (Julian Love)            |
| Missed a kicking PAT:                     | vs. Syracuse, 2018                               |
| Had a kicking PAT blocked:                | vs. Florida State, 2018                          |
| Opponent scored on a blocked PAT attempt: | vs. Northwestern, 2014                           |
| Had a punt blocked:                       | at Northwestern, 2018                            |

**Miscellaneous**

|                                            |                                 |
|--------------------------------------------|---------------------------------|
| Had 30 or more first downs:                | vs. Wake Forest, 2017 (30)      |
| Had 25 or more first downs:                | vs. Toledo, 2021 (27)           |
| Had 20 or more first downs:                | vs. Syracuse, 2020 (26)         |
| Was not penalized:                         | at LSU, 1997                    |
| Had 10 or more penalties:                  | at Stanford, 2019 (11)          |
| Had 120 or more yards in penalties:        | at Rutgers, 2000 (120)          |
| Had 40 minutes or more of possession time: | at Pittsburgh, 2020 (40:59)     |
| Had 35 minutes or more of possession time: | at North Carolina, 2020 (35:04) |
| Was involved in a tie game:                | at USC, 1994 (17-17)            |
| Was involved in an overtime game:          | at Florida State, 2021 (41-38)  |
| Was involved in a double overtime game:    | vs. Clemson, 2020 (47-40)       |
| Was involved in a triple overtime game:    | vs. Pittsburgh, 2012 (29-26)    |
| Was involved in a quadruple overtime game: | vs. Pittsburgh, 2008 (33-36)    |

**A NOTRE DAME PLAYER**

**Rushing**

|                                           |                                                               |
|-------------------------------------------|---------------------------------------------------------------|
| Rushed for 250 or more yards:             | Julius Jones at Pittsburgh, 2003 (262)                        |
| Rushed for 200 or more yards:             | Dexter Williams vs. Florida State, 2018 (202)                 |
| Rushed for 175 or more yards:             | Kyren Williams vs. Florida State, 2020 (185)                  |
| Rushed for 150 or more yards:             | Kyren Williams vs. Florida State, 2020 (185)                  |
| Rushed for 125 or more yards:             | Kyren Williams vs. Clemson, 2020 (140)                        |
| Rushed for 100 or more yards:             | Kyren Williams (110) and Chris Tyree (109) vs. Syracuse, 2020 |
| Quarterback rushed for 200 or more yards: | Brandon Wimbush at Boston College, 2017 (207)                 |
| Quarterback rushed for 100 or more yards: | Ian Book at Duke, 2019 (139)                                  |
| Rushed 40 or more times:                  | Allen Pinkett at LSU, 1984 (40)                               |
| Rushed 35 or more times:                  | Julius Jones vs. BYU, 2003 (35)                               |
| Rushed 30 or more times:                  | James Aldridge vs. Navy, 2007 (32)                            |
| Rushed 25 or more times:                  | Kyren Williams vs. Louisville, 2020 (25)                      |
| Rushed for four or more TDs:              | Brandon Wimbush at Boston College, 2017 (4)                   |
| Rushed for three or more TDs:             | Kyren Williams vs. Clemson, 2020 (3)                          |
| Rushed for two or more TDs:               | Kyren Williams at North Carolina, 2020 (2)                    |
| Had a run of 90 yards or more:            | Chris Tyree vs. Syracuse, 2020 (94)                           |
| Had a run of 80 or more yards:            | Chris Tyree vs. Syracuse, 2020 (94)                           |
| Had a run of 70 or more yards:            | Chris Tyree vs. Syracuse, 2020 (94)                           |
| Had a run of 60 or more yards:            | Chris Tyree vs. Syracuse, 2020 (94)                           |
| Had a run of 50 or more yards:            | Chris Tyree vs. Syracuse, 2020 (94)                           |

**Passing**

|                                       |                                            |
|---------------------------------------|--------------------------------------------|
| Passed for 500 or more yards:         | Joe Theismann at USC, 1970 (526)           |
| Passed for 400 or more yards:         | DeShone Kizer vs. Syracuse, 2016 (471)     |
| Passed for 300 or more yards:         | Jack Coan at Florida State, 2021 (366)     |
| Attempted 50 or more passes:          | Ian Book vs. Virginia Tech, 2019 (53)      |
| Attempted 40 or more passes:          | Ian Book vs. Boston College, 2019 (40)     |
| Attempted 30 or more passes:          | Jack Coan vs. Purdue, 2021 (31)            |
| Completed 30 or more passes:          | Everett Golson at Florida State, 2014 (31) |
| Completed 20 or more passes:          | Jack Coan at Florida State, 2021 (26)      |
| Threw six TDs:                        | Brady Quinn vs. BYU, 2005 (6)              |
| Threw five or more TDs:               | Ian Book vs. Navy, 2019 (5)                |
| Threw four or more TDs:               | Jack Coan at Florida State, 2021 (4)       |
| Threw three or more TDs:              | Jack Coan at Florida State, 2021 (4)       |
| Threw three or more TDs in a half:    | Ian Book at Boston College, 2020 (3)       |
| Threw five or more interceptions:     | Terry Hanratty vs. USC, 1967 (5)           |
| Threw four or more interceptions:     | Everett Golson at Arizona State, 2014 (4)  |
| Threw three or more interceptions:    | Brandon Wimbush vs. Ball State, 2018 (3)   |
| Completed a pass of 90 yards or more: | Dayne Crist vs. Michigan, 2010 (95)        |
| Completed a pass of 80 or more yards: | Brandon Wimbush at Stanford, 2017 (83)     |
| Completed a pass of 70 or more yards: | Ian Book at Pittsburgh, 2020 (73)          |
| Completed a pass of 60 or more yards: | Jack Coan vs. Purdue, 2021 (62)            |
| Completed a pass of 50 or more yards: | Jack Coan vs. Purdue, 2021 (62)            |

**Receiving**

|                                       |                                            |
|---------------------------------------|--------------------------------------------|
| Caught 15 or more passes:             | Never                                      |
| Caught 10 or more passes:             | Miles Boykin vs. Stanford, 2018 (11)       |
| Caught seven or more passes:          | Michael Mayer vs. Toledo, 2021 (7)         |
| Had 200 or more yards receiving:      | Golden Tate at Stanford, 2009 (201)        |
| Had 175 or more yards receiving:      | Chase Claypool vs. Wake Forest, 2017 (180) |
| Had 150 or more yards receiving:      | Chase Claypool vs. Wake Forest, 2017 (180) |
| Had 100 or more yards receiving:      | Avery Davis vs. Purdue, 2021 (120)         |
| Caught four or more TDs:              | Chase Claypool vs. Navy, 2019 (4)          |
| Caught three or more TDs:             | Javon McKinley vs. Syracuse, 2020 (3)      |
| Caught two or more TDs:               | Michael Mayer vs. Toledo, 2021 (2)         |
| Caught three or more TDs in one half: | Ben Skowronek at Boston College, 2020 (3)  |

**Total Offense**

|                                         |                                                   |
|-----------------------------------------|---------------------------------------------------|
| Had 500 or more yards total offense:    | Joe Theismann at USC, 1970 (512)                  |
| Had 400 or more yards total offense:    | Ian Book vs. New Mexico, 2019 (406)               |
| Had 100 yards both passing and rushing: | Ian Book at Duke, 2019 (181 passing, 139 rushing) |

**Scoring**

|                                         |                                                      |
|-----------------------------------------|------------------------------------------------------|
| Accounted for six or more touchdowns:   | Ian Book vs. New Mexico, 2019 (1 rushing, 5 passing) |
| Accounted for five or more touchdowns:  | Ian Book vs. Syracuse, 2020 (3 passing, 2 rushing)   |
| Accounted for four or more touchdowns:  | Jack Coan at Florida State, 2021 (4 passing)         |
| Accounted for three or more touchdowns: | Jack Coan at Florida State, 2021 (4 passing)         |

**Defense**

|                                   |                                                                       |
|-----------------------------------|-----------------------------------------------------------------------|
| Intercepted three or more passes: | Harrison Smith vs. Miami (Fla.), 2010 (3)                             |
| Intercepted two or more passes:   | Kyle Hamilton at Florida State, 2021 (2)                              |
| Recovered three or more fumbles:  | Never                                                                 |
| Forced two fumbles:               | Daelin Hayes at Georgia Tech, 2020 (2)                                |
| Recovered two fumbles:            | Nick McCloud vs. Clemson, 2020 (2)                                    |
| Recorded 20 or more tackles:      | Manti Te'o vs. Stanford, 2010 (21)                                    |
| Recorded 15 or more tackles:      | Te'von Coney vs. LSU (Citrus Bowl), 2017 (17)                         |
| Recorded 10 or more tackles:      | JD Bertrand vs. Purdue, 2021 (12)                                     |
| Recorded 4.0 or more sacks:       | Jerry Tillery vs. Stanford, 2018 (4.0)                                |
| Recorded 3.0 or more sacks:       | Jeremiah Owusu-Koramoah vs. Iowa State - Camping World Bowl, 2019 (3) |
| Recorded 2.0 or more sacks:       | Myron Tagovailoa-Amosa vs. Toledo, 2021 (2.0)                         |

**Special Teams**

|                                             |                                                           |
|---------------------------------------------|-----------------------------------------------------------|
| Scored 17 or more points kicking:           | Jonathan Doerer vs. Clemson, 2020 (17)                    |
| Scored 15 or more points kicking:           | Jonathan Doerer vs. Clemson, 2020 (17)                    |
| Scored 10 or more points kicking:           | Jonathan Doerer at Florida State, 2021 (11)               |
| Kicked five or more field goals:            | Kyle Brindza vs. Rutgers (Pinstripe Bowl), 2013 (5)       |
| Kicked four or more field goals:            | Jonathan Doerer vs. Clemson, 2020 (4)                     |
| Kicked two field goals of 50 or more yards: | Never                                                     |
| Kicked a field goal of 50 or more yards:    | Jonathan Doerer vs. Clemson - ACC Championship, 2020 (51) |
| Kicked a punt 70 or more yards:             | Tyler Newsome vs. Michigan State, 2016 (71)               |
| Kicked a punt 60 or more yards:             | Jay Bramblett at Michigan, 2019 (61)                      |
| Punted 10 or more times:                    | Jay Bramblett at Michigan, 2019 (10)                      |
| Totaled 175 or more kickoff return yards:   | C.J. Sanders at Stanford, 2015 (182)                      |
| Totaled 100 or more punt return yards:      | C.J. Sanders at Stanford, 2015 (182)                      |

**AN OPPOSING TEAM**

**Rushing**

|                                                        |                                                     |
|--------------------------------------------------------|-----------------------------------------------------|
| Had 400 or more yards:                                 | Pittsburgh, 1975 (411)                              |
| Had 300 or more yards:                                 | Michigan, 2019 (303)                                |
| Had 200 or more yards:                                 | Florida State, 2021 (264)                           |
| Had 50 or more rushing attempts:                       | Navy, 2019 (64)                                     |
| Had five or more rush TDs:                             | Texas, 2016 (5)                                     |
| Had four or more rush TDs:                             | Texas, 2016 (5)                                     |
| Had two or more players with 100 rush yards in a game: | BYU, 2013<br>(Taysom Hill - 101, Paul Lasike - 101) |

**Passing**

|                                  |                                                   |
|----------------------------------|---------------------------------------------------|
| Had 400 or more yards:           | Clemson, 2020 (439)                               |
| Had 300 or more yards:           | Clemson, ACC Championship, 2020 (322)             |
| Had 60 or more pass attempts:    | Tennessee, 1990 (60)                              |
| Had 50 or more pass attempts:    | USC, 2018 (51)                                    |
| Had 40 or more pass attempts:    | Boston College, 2020 (40)                         |
| Had 30 or more pass completions: | Virginia, 2019 (30)                               |
| Had five or more passing TDs:    | USC, 2014 (6)                                     |
| Had four or more passing TDs:    | Alabama, CFP Semifinal at the Rose Bowl, 2021 (4) |
| Had three or more passing TDs:   | Alabama, CFP Semifinal at the Rose Bowl, 2021 (4) |

**Receiving**

Had two players with 100 receiving yards in a game: Clemson, 2020  
(Cornell Powell - 161, Amari Rodgers - 134)

**Total Offense**

Had 600 or more yards total offense: Ohio State, 2006 Fiesta Bowl (617)  
 Had 500 or more yards total offense: Clemson, ACC Championship, 2020 (541)  
 Had 400 or more yards total offense: Florida State, 2021 (442)  
 Had 90 or more plays: Wake Forest, 2018 (92)  
 Had 80 or more plays: Virginia Tech, 2018 (85)  
 Had 75 or more plays: Clemson, 2020 (77)

**Scoring**

Scored 60 or more points: Never  
 Scored 50 or more points: Texas, 2016 (50)  
 Scored 40 or more points: Clemson, 2020 (40)  
 Scored 30 or more points: Florida State, 2021 (38)  
 Scored a two-point conversion: Florida State, 2021

**Turnovers**

Did not commit a turnover: Alabama, CFP Semifinal at the Rose Bowl, 2021  
 Had three or more fumbles lost: Clemson, 2020 (3)  
 Intercepted five or more passes: USC, 1967 (7)  
 Intercepted four or more passes: Arizona State, 2014 (4)  
 Intercepted three or more passes: Ball State, 2018 (3)  
 Returned an interception for a TD: vs. Toledo, 2021  
 (Cam McDonald Jr. - 27 yards)  
 Returned a fumble for a TD: at Georgia Tech, 2020  
 (Zamari Walton - 93 yards)

**Defense**

Held ND to 10 or fewer first downs: at NC State, 2016 (10)  
 Scored a safety: vs. Stanford, 2016  
 Held ND to 50 or fewer rushing yards: vs. Clemson, ACC Championship, 2020 (44)  
 Held ND to 200 or fewer passing yards: at Georgia Tech, 2020 (199)  
 Held ND to 100 or fewer passing yards: at Boston College, 2017 (96)  
 Held ND to 300 or fewer yards total offense: Michigan, 2019 (180)  
 Held ND to 200 or fewer yards total offense: at Michigan, 2019 (180)

**Special Teams**

Returned a punt for a TD: at USC, 2016 (Adore Jackson - 55 yards)  
 Returned a blocked punt for a TD: NC State, 2017  
 (Germaine Pratt - 0 yards)  
 Returned a kickoff for a TD: Pittsburgh, 2018 (Maurice French - 99 yards)  
 Returned a punt for TD and kickoff for TD in same game: at USC, 2016  
 (Adore Jackson - 55 yd PR; 97 yd KO)  
 Punted 10 or more times: Boston College, 2010 (11)  
 Did not punt: Miami (Fla.), 1985  
 Missed a kicking PAT: Massachusetts, 2015

**Miscellaneous**

Had 30 or more first downs: Wake Forest, 2017 (34)  
 Had 20 or more first downs: Alabama, CFP Semifinal at the Rose Bowl, 2021 (24)  
 Had 10 or more penalties: Pittsburgh, 2020 (12)  
 Had 100 or more yards in penalties: Georgia, 2017 (127)  
 Had 35 minutes or more of possession time: Navy, 2019 (36:00)  
 Had one 100-yard receiver and one 100-yard rusher: Toledo, 2021  
 (Bryant Koback, 114 rushing; Devin Maddox, 135 receiving)

**AN OPPOSING PLAYER**

**Rushing**

Rushed for 300 or more yards: Tony Dorsett, Pittsburgh, 1975 (303)  
 Rushed for 200 or more yards: Alexander Teich, Navy, 2010 (210)  
 Rushed for 150 or more yards: Tyler Gaffney, Stanford, 2013 (189)  
 Rushed for 100 or more yards: Bryant Koback, Toledo, 2021 (114)  
 Rushed 40 or more times: Craig Heyward, Pittsburgh, 1987 (42)  
 Rushed 30 or more times: Tyler Gaffney, Stanford, 2013 (33)  
 Rushed 25 or more times: Malcolm Perry, Navy, 2019 (25)  
 Rushed for five or more TDs: Walter Reyes, Syracuse, 2003 (5)  
 Rushed for four or more TDs: Ezekiel Elliott, Ohio State (Fiesta Bowl), 2015 (4)  
 Rushed for three or more TDs: Tyrone Swoopes, Texas, 2016 (3)  
 Rushed for two or more TDs: Zach Charbonnet, at Michigan, 2019 (2)  
 Had a run of 80 or more yards: Jashaun Corbin, Florida State, 2021 (89)  
 Had a run of 70 or more yards: Jashaun Corbin, Florida State, 2021 (89)  
 Had a run of 60 or more yards: Devin Maddox, Toledo, 2021 (67)  
 Had a run of 50 or more yards: Devin Maddox, Toledo, 2021 (67)

**Passing**

Passed for 500 or more yards: Never  
 Passed for 400 or more yards: D.J. Uiagalelei, Clemson, 2020 (439)  
 Passed for 300 or more yards: Trevor Lawrence, Clemson, ACC Championship, 2020 (322)  
 Attempted 60 or more passes: Andy Kelly, Tennessee, 1990 (60)  
 Attempted 50 or more passes: JT Daniels, USC, 2018 (51)  
 Attempted 40 or more passes: Phil Jurkovec, Boston College, 2020 (40)  
 Completed 30 or more passes: Bryce Perkins, Virginia, 2019 (30)  
 Completed 20 or more passes: Mac Jones, Alabama, CFP Semifinal at the Rose Bowl, 2021 (25)  
 Threw six or more TDs: Cody Kessler, USC, 2014 (6)  
 Threw five or more TDs: Cody Kessler, USC, 2014 (6)  
 Threw four or more TDs: Mac Jones, Alabama, CFP Semifinal at the Rose Bowl, 2021 (4)  
 Threw three or more TDs: Mac Jones, Alabama, CFP Semifinal at the Rose Bowl, 2021 (4)  
 Completed a pass of 90 or more yards: Kyle Orton, Purdue, 2004 (97)  
 Completed a pass of 80 or more yards: Cody Kessler, USC, 2015 (83)  
 Completed a pass of 70 or more yards: Eric Dungey, Syracuse, 2016 (72)  
 Completed a pass of 60 or more yards: Carter Bradley, Toledo, 2021 (66)  
 Completed a pass of 50 or more yards: Carter Bradley, Toledo, 2021 (66)

**Receiving**

Caught 15 or more passes: Jalen Saunders, Oklahoma, 2012 (15)  
 Caught 10 or more passes: Michael Wilson, Stanford, 2019 (10)  
 Caught seven or more passes: Devin Maddox, Toledo, 2021 (9)  
 Had 200 or more yards receiving: Selwyn Lymon, Purdue, 2006 (238)  
 Had 150 or more yards receiving: Cornell Powell, Clemson, 2020 (161)  
 Had 100 or more yards receiving: Devin Maddox, Toledo, 2021 (135)  
 Caught three or more TD passes: DeVonta Smith, Alabama, CFP Semifinal at the Rose Bowl, 2021 (3)  
 Caught two or more TD passes: DeVonta Smith, Alabama, CFP Semifinal at the Rose Bowl, 2021 (3)

**Scoring**

Accounted for six or more touchdowns: Cody Kessler, USC, 2014 (6 passing, 0 rushing)  
 Accounted for five or more touchdowns: Eric Dungey, Syracuse, 2016 (2 passing, 3 rushing)  
 Accounted for four or more touchdowns: Mac Jones, Alabama, CFP Semifinal at the Rose Bowl, 2021 (4 passing)  
 Accounted for three or more touchdowns: Mac Jones, Alabama, CFP Semifinal at the Rose Bowl, 2021 (4 passing)

**Defense**

Intercepted three or more passes: Rod Johnson, North Carolina State, 2003 (3)  
 Intercepted two or more passes: Justin Simmons, Boston College, 2015 (2)  
 Recorded three or more sacks: Bradley Chubb, NC State, 2016 (3.0)  
 Recorded two or more sacks: Monty Montgomery, Louisville, 2020 (2.0)

**Special Teams**

Kicked four or more field goals: B.T. Potter, Clemson, 2020 (4)  
 Kicked a field goal 50 or more yards: Matt Payne, BYU, 2004 (53)  
 Kicked a punt of 65 or more yards: Jake Bailey, Stanford, 2017 (65)  
 Totalled 100 or more kick return yards: Damond Philyaw-Johnson, Duke, 2019 (122)



2021-22 Notre Dame Football  
Overall Team Statistics  
All games

Page 1/2  
as of Sep 19, 2021

## Team Statistics

|                                  | ND             | OPP            |
|----------------------------------|----------------|----------------|
| <b>Scoring</b>                   | <b>100</b>     | <b>80</b>      |
| Points per game                  | 33.3           | 26.7           |
| Points Off Turnovers             | 21             | 17             |
| <b>First Downs</b>               | <b>60</b>      | <b>54</b>      |
| Rushing                          | 15             | 18             |
| Passing                          | 35             | 32             |
| Penalty                          | 10             | 4              |
| <b>Rushing Yardage</b>           | <b>317</b>     | <b>437</b>     |
| Yards gained rushing             | 432            | 546            |
| Yards lost rushing               | 115            | 109            |
| Rushing attempts                 | 108            | 103            |
| Average per rush                 | 2.9            | 4.2            |
| Average per game                 | 105.7          | 145.7          |
| TDs Rushing                      | 3              | 4              |
| <b>Passing Yardage</b>           | <b>906</b>     | <b>698</b>     |
| Comp-Att-Int                     | 65-103-2       | 70-113-5       |
| Average per pass                 | 8.8            | 6.2            |
| Average per catch                | 13.9           | 10.0           |
| Average per game                 | 302.0          | 232.7          |
| TDs Passing                      | 9              | 4              |
| <b>Total offense</b>             | <b>1223</b>    | <b>1135</b>    |
| Total plays                      | 211            | 216            |
| Average per play                 | 5.8            | 5.3            |
| Average per game                 | 407.7          | 378.3          |
| <b>Kick returns: #-Yards</b>     | <b>1-19</b>    | <b>6-130</b>   |
| <b>Punt returns: #-Yards</b>     | <b>3-34</b>    | <b>5-34</b>    |
| <b>Int returns: #-Yards</b>      | <b>5-4</b>     | <b>2-32</b>    |
| <b>Kick return average</b>       | <b>19.0</b>    | <b>21.7</b>    |
| <b>Punt return average</b>       | <b>11.3</b>    | <b>6.8</b>     |
| <b>Int return average</b>        | <b>0.8</b>     | <b>16.0</b>    |
| <b>Fumbles-Lost</b>              | <b>4-2</b>     | <b>4-1</b>     |
| <b>Penalties-Yards</b>           | <b>16-126</b>  | <b>27-223</b>  |
| Average per game                 | 42.0           | 74.3           |
| <b>Punts-Yards</b>               | <b>16-682</b>  | <b>18-757</b>  |
| Average per punt                 | 42.6           | 42.1           |
| Net punt average                 | 40.5           | 39.4           |
| <b>Kickoffs-Yards</b>            | <b>20-1212</b> | <b>18-1151</b> |
| Average per kick                 | 60.6           | 63.9           |
| Net kick average                 | 39.1           | 39.6           |
| <b>Time of possession / game</b> | <b>28:49</b>   | <b>31:10</b>   |
| <b>3rd-down conversion</b>       | <b>18/48</b>   | <b>18/49</b>   |
| 3rd-down pct                     | 38%            | 37%            |
| <b>4rd-down conversion</b>       | <b>2/4</b>     | <b>2/4</b>     |







**2021-22 Notre Dame Football  
Overall Team Statistics  
All games**

Page 2/2  
as of Sep 19, 2021

|                               | <b>ND</b>           | <b>OPP</b>         |
|-------------------------------|---------------------|--------------------|
| 4rd-down pct                  | 50%                 | 50%                |
| <b>Sacks by-Yards</b>         | <b>13-83</b>        | <b>15-79</b>       |
| <b>Misc Yards</b>             | <b>0</b>            | <b>0</b>           |
| <b>Touchdowns scored</b>      | <b>12</b>           | <b>9</b>           |
| <b>Field goals - attempts</b> | <b>5-7</b>          | <b>6-7</b>         |
| <b>On-Side kicks</b>          | <b>0-0</b>          | <b>0-0</b>         |
| <b>Red-zone scores</b>        | <b>(6-6) 100%</b>   | <b>(10-12) 83%</b> |
| <b>Red-zone touchdowns</b>    | <b>(4-6) 67%</b>    | <b>(5-12) 42%</b>  |
| <b>PAT-attempts</b>           | <b>(12-12) 100%</b> | <b>(7-9) 78%</b>   |
| <b>Attendance</b>             | <b>136350</b>       | <b>68316</b>       |
| Games / Avg per game          | 2/68175             | 1/68316            |
| Neutral site games            | -                   | 0/0                |

**Score by Periods**

| <b>Team</b> | <b>1st</b> | <b>2nd</b> | <b>3rd</b> | <b>4th</b> | <b>OT</b> | <b>TOT</b> |
|-------------|------------|------------|------------|------------|-----------|------------|
| Notre Dame  | 14         | 27         | 28         | 28         | 3         | 100        |
| Opponents   | 16         | 17         | 16         | 31         | 0         | 80         |



**Rushing**

| Player           | gp       | att        | gain       | loss       | net        | avg        | td       | lg        | avg/g        |
|------------------|----------|------------|------------|------------|------------|------------|----------|-----------|--------------|
| Kyren Williams   | 3        | 46         | 224        | 13         | 211        | 4.6        | 2        | 51        | 70.3         |
| Tyler Buchner    | 2        | 10         | 98         | 6          | 92         | 9.2        | 0        | 26        | 46.0         |
| Chris Tyree      | 3        | 25         | 78         | 6          | 72         | 2.9        | 1        | 12        | 24.0         |
| Jack Coan        | 3        | 22         | 32         | 80         | -48        | -2.2       | 0        | 11        | -16.0        |
| Team             | 3        | 5          | 0          | 10         | -10        | -2.0       | 0        | 0         | -3.3         |
| <b>Total</b>     | <b>3</b> | <b>108</b> | <b>432</b> | <b>115</b> | <b>317</b> | <b>2.9</b> | <b>3</b> | <b>51</b> | <b>105.7</b> |
| <b>Opponents</b> | <b>3</b> | <b>103</b> | <b>546</b> | <b>109</b> | <b>437</b> | <b>4.2</b> | <b>4</b> | <b>89</b> | <b>145.7</b> |

**Passing**

| Player           | gp       | effc         | comp-att-int    | pct         | yds        | td       | lg        | avg/g        |
|------------------|----------|--------------|-----------------|-------------|------------|----------|-----------|--------------|
| Jack Coan        | 3        | 155.5        | 62-99-2         | 62.6        | 828        | 8        | 62        | 276.0        |
| Tyler Buchner    | 2        | 321.3        | 3-4-0           | 75.0        | 78         | 1        | 55        | 39.0         |
| <b>Total</b>     | <b>3</b> | <b>161.9</b> | <b>65-103-2</b> | <b>63.1</b> | <b>906</b> | <b>9</b> | <b>62</b> | <b>302.0</b> |
| <b>Opponents</b> | <b>3</b> | <b>116.7</b> | <b>70-113-5</b> | <b>61.9</b> | <b>698</b> | <b>4</b> | <b>66</b> | <b>232.7</b> |

**Receiving**

| Player             | gp       | no.       | yds        | avg         | td       | lg        | avg/g        |
|--------------------|----------|-----------|------------|-------------|----------|-----------|--------------|
| Michael Mayer      | 3        | 17        | 206        | 12.1        | 3        | 41        | 68.7         |
| Kyren Williams     | 3        | 11        | 155        | 14.1        | 2        | 55        | 51.7         |
| Chris Tyree        | 3        | 10        | 103        | 10.3        | 1        | 55        | 34.3         |
| Avery Davis        | 3        | 8         | 149        | 18.6        | 1        | 62        | 49.7         |
| Kevin Austin       | 3        | 8         | 154        | 19.3        | 1        | 37        | 51.3         |
| Braden Lenzy       | 3        | 7         | 93         | 13.3        | 0        | 24        | 31.0         |
| Joe Wilkins        | 3        | 2         | 37         | 18.5        | 1        | 23        | 12.3         |
| Deion Colzie       | 1        | 1         | 7          | 7.0         | 0        | 7         | 7.0          |
| Lorenzo Styles Jr. | 3        | 1         | 2          | 2.0         | 0        | 2         | 0.7          |
| <b>Total</b>       | <b>3</b> | <b>65</b> | <b>906</b> | <b>13.9</b> | <b>9</b> | <b>62</b> | <b>302.0</b> |
| <b>Opponents</b>   | <b>3</b> | <b>70</b> | <b>698</b> | <b>10.0</b> | <b>4</b> | <b>66</b> | <b>232.7</b> |

**Punt Returns**

| Player           | no.      | yds       | avg         | td       | lg        |
|------------------|----------|-----------|-------------|----------|-----------|
| Kyren Williams   | 3        | 34        | 11.3        | 0        | 23        |
| <b>Total</b>     | <b>3</b> | <b>34</b> | <b>11.3</b> | <b>0</b> | <b>23</b> |
| <b>Opponents</b> | <b>5</b> | <b>34</b> | <b>6.8</b>  | <b>0</b> | <b>15</b> |

**Interceptions**

| Player           | no.      | yds       | avg         | td       | lg        |
|------------------|----------|-----------|-------------|----------|-----------|
| Kyle Hamilton    | 3        | 0         | 0.0         | 0        | 0         |
| DJ Brown         | 1        | 0         | 0.0         | 0        | 0         |
| Clarence Lewis   | 1        | 4         | 4.0         | 0        | 4         |
| <b>Total</b>     | <b>5</b> | <b>4</b>  | <b>0.8</b>  | <b>0</b> | <b>4</b>  |
| <b>Opponents</b> | <b>2</b> | <b>32</b> | <b>16.0</b> | <b>1</b> | <b>27</b> |

**Kick Returns**

| Player           | no.      | yds        | avg         | td       | lg        |
|------------------|----------|------------|-------------|----------|-----------|
| Chris Tyree      | 1        | 19         | 19.0        | 0        | 19        |
| <b>Total</b>     | <b>1</b> | <b>19</b>  | <b>19.0</b> | <b>0</b> | <b>19</b> |
| <b>Opponents</b> | <b>6</b> | <b>130</b> | <b>21.7</b> | <b>0</b> | <b>38</b> |

**Fumble Returns**

| Player           | no.      | yds      | avg        | td       | lg       |
|------------------|----------|----------|------------|----------|----------|
| <b>Total</b>     | <b>0</b> | <b>0</b> | <b>0.0</b> | <b>0</b> | <b>0</b> |
| <b>Opponents</b> | <b>0</b> | <b>0</b> | <b>0.0</b> | <b>0</b> | <b>0</b> |



## Scoring

| Player           | td        | fg         | PAT          |          |          |          |          |          | pts        |
|------------------|-----------|------------|--------------|----------|----------|----------|----------|----------|------------|
|                  |           |            | kick         | rush     | rcv      | pass     | dxp      | saf      |            |
| Jonathan Doerer  | -         | 5-7        | 11-11        | -        | -        | -        | -        | -        | 26         |
| Kyren Williams   | 4         | -          | -            | -        | 1        | -        | -        | -        | 26         |
| Michael Mayer    | 3         | -          | -            | -        | -        | -        | -        | -        | 18         |
| Chris Tyree      | 2         | -          | -            | -        | -        | -        | -        | -        | 12         |
| Avery Davis      | 1         | -          | -            | -        | -        | 1        | -        | -        | 6          |
| Kevin Austin     | 1         | -          | -            | -        | -        | -        | -        | -        | 6          |
| Joe Wilkins      | 1         | -          | -            | -        | -        | -        | -        | -        | 6          |
| <b>Total</b>     | <b>12</b> | <b>5-7</b> | <b>11-11</b> | <b>0</b> | <b>1</b> | <b>1</b> | <b>0</b> | <b>0</b> | <b>100</b> |
| <b>Opponents</b> | <b>9</b>  | <b>6-7</b> | <b>6-7</b>   | <b>0</b> | <b>1</b> | <b>1</b> | <b>0</b> | <b>0</b> | <b>80</b>  |

## Field Goals

| Player           | fg         | pct.        | 01-19      | 20-29      | 30-39      | 40-49      | 50-99      | lg        | blk      |
|------------------|------------|-------------|------------|------------|------------|------------|------------|-----------|----------|
| Jonathan Doerer  | 5-7        | 71.4        | 0-0        | 1-1        | 1-1        | 3-4        | 0-1        | 48        | 0        |
| <b>Opponents</b> | <b>6-7</b> | <b>85.7</b> | <b>0-0</b> | <b>1-1</b> | <b>4-5</b> | <b>1-1</b> | <b>0-0</b> | <b>43</b> | <b>0</b> |

## FG Sequence

| Team Name   | Notre Dame | Opponents      |
|-------------|------------|----------------|
| Florida St. | (48),(41)  | (43),37        |
| Toledo      | 55,(48)    | (31),(32),(23) |

Numbers in (parentheses) indicate field goal was made

## All Purpose

| Player             | g        | rush       | rcv        | pr        | kr         | ir        | total       | avg/g        |
|--------------------|----------|------------|------------|-----------|------------|-----------|-------------|--------------|
| Kyren Williams     | 3        | 211        | 155        | 34        | 0          | 0         | 400         | 133.3        |
| Michael Mayer      | 3        | 0          | 206        | 0         | 0          | 0         | 206         | 68.7         |
| Chris Tyree        | 3        | 72         | 103        | 0         | 19         | 0         | 194         | 64.7         |
| Kevin Austin       | 3        | 0          | 154        | 0         | 0          | 0         | 154         | 51.3         |
| Avery Davis        | 3        | 0          | 149        | 0         | 0          | 0         | 149         | 49.7         |
| Braden Lenzy       | 3        | 0          | 93         | 0         | 0          | 0         | 93          | 31.0         |
| Tyler Buchner      | 2        | 92         | 0          | 0         | 0          | 0         | 92          | 46.0         |
| Joe Wilkins        | 3        | 0          | 37         | 0         | 0          | 0         | 37          | 12.3         |
| Deion Colzie       | 1        | 0          | 7          | 0         | 0          | 0         | 7           | 7.0          |
| Clarence Lewis     | 3        | 0          | 0          | 0         | 0          | 4         | 4           | 1.3          |
| Lorenzo Styles Jr. | 3        | 0          | 2          | 0         | 0          | 0         | 2           | 0.7          |
| Jack Coan          | 3        | -48        | 0          | 0         | 0          | 0         | -48         | -16.0        |
| Team               | 3        | -10        | 0          | 0         | 0          | 0         | -10         | -3.3         |
| <b>Total</b>       | <b>3</b> | <b>317</b> | <b>906</b> | <b>34</b> | <b>19</b>  | <b>4</b>  | <b>1280</b> | <b>426.7</b> |
| <b>Opponents</b>   | <b>3</b> | <b>437</b> | <b>698</b> | <b>34</b> | <b>130</b> | <b>32</b> | <b>1331</b> | <b>443.7</b> |

## Total Offense

| Player           | g        | plays      | rush       | pass       | total       | avg/g        |
|------------------|----------|------------|------------|------------|-------------|--------------|
| Jack Coan        | 3        | 121        | -48        | 828        | 780         | 260.0        |
| Kyren Williams   | 3        | 46         | 211        | 0          | 211         | 70.3         |
| Tyler Buchner    | 2        | 14         | 92         | 78         | 170         | 85.0         |
| Chris Tyree      | 3        | 25         | 72         | 0          | 72          | 24.0         |
| Team             | 3        | 0          | -10        | 0          | -10         | -3.3         |
| <b>Total</b>     | <b>3</b> | <b>211</b> | <b>317</b> | <b>906</b> | <b>1223</b> | <b>407.7</b> |
| <b>Opponents</b> | <b>3</b> | <b>216</b> | <b>437</b> | <b>698</b> | <b>1135</b> | <b>378.3</b> |

## Punting

| Player           | no.       | yds        | avg         | lg        | tb       | fc       | i20      | 50+      | blk      |
|------------------|-----------|------------|-------------|-----------|----------|----------|----------|----------|----------|
| Jay Bramblett    | 16        | 682        | 42.6        | 58        | 0        | 8        | 6        | 3        | 0        |
| <b>Total</b>     | <b>16</b> | <b>682</b> | <b>42.6</b> | <b>58</b> | <b>0</b> | <b>8</b> | <b>6</b> | <b>3</b> | <b>0</b> |
| <b>Opponents</b> | <b>18</b> | <b>757</b> | <b>42.1</b> | <b>68</b> | <b>1</b> | <b>6</b> | <b>7</b> | <b>4</b> | <b>0</b> |

## Kickoffs

| Player           | no.       | yds         | avg         | tb        | ob       | retn     | net         | ydIn      |
|------------------|-----------|-------------|-------------|-----------|----------|----------|-------------|-----------|
| Jonathan Doerer  | 20        | 1212        | 60.6        | 10        | 0        |          |             |           |
| <b>Total</b>     | <b>20</b> | <b>1212</b> | <b>60.6</b> | <b>10</b> | <b>0</b> | <b>9</b> | <b>39.1</b> | <b>25</b> |
| <b>Opponents</b> | <b>18</b> | <b>1151</b> | <b>63.9</b> | <b>12</b> | <b>1</b> | <b>1</b> | <b>39.6</b> | <b>25</b> |



2021-22 Notre Dame Football  
Overall Defense Statistics  
All games

Page 1/1  
as of Sep 19, 2021

## Team Defense

| ##            | Player                 | gp       | Tackles    |            |            |               | tfl/yds      | Sacks<br>no-yds | Pass defense |           |            | Fumbles  |          | blkd     |     |
|---------------|------------------------|----------|------------|------------|------------|---------------|--------------|-----------------|--------------|-----------|------------|----------|----------|----------|-----|
|               |                        |          | ua         | a          | tot        |               |              |                 | int-yds      | brup      | qbh        | fr-yds   | ff       | kick     | saf |
| 27            | JD Bertrand            | 3        | 21         | 14         | 35         | 4.5-18        | 1.5-13       | .               | .            | 2         | 1-0        | .        | .        | .        |     |
| 14            | Kyle Hamilton          | 3        | 12         | 10         | 22         | 2-5           | .            | 3-0             | 2            | .         | .          | .        | .        | .        |     |
| 5             | Cam Hart               | 3        | 9          | 9          | 18         | 2-7           | .            | .               | 3            | .         | .          | .        | .        | .        |     |
| 7             | Isaiah Foskey          | 3        | 8          | 7          | 15         | 3.5-35        | 3.5-35       | .               | 1            | 2         | .          | .        | .        | .        |     |
| 57            | Jayson Ademilola       | 3        | 6          | 8          | 14         | 1.5-6         | 0.5-4        | .               | 2            | 2         | .          | .        | .        | .        |     |
| 3             | Houston Griffith       | 3        | 7          | 6          | 13         | .             | .            | .               | .            | 1         | .          | .        | .        | .        |     |
| 10            | Isaiah Pryor           | 3        | 7          | 6          | 13         | 1-2           | .            | .               | .            | 2         | .          | .        | .        | .        |     |
| 40            | Drew White             | 3        | 6          | 7          | 13         | .             | .            | .               | 1            | .         | .          | .        | .        | .        |     |
| 52            | Bo Bauer               | 3        | 6          | 4          | 10         | .             | .            | .               | 1            | 1         | .          | .        | .        | .        |     |
| 24            | Jack Kiser             | 3        | 3          | 7          | 10         | .             | .            | .               | 2            | 1         | .          | .        | .        | .        |     |
| 9             | Justin Ademilola       | 3        | 4          | 5          | 9          | 2-6           | 2-6          | .               | .            | 1         | .          | .        | .        | .        |     |
| 95            | Myron Tagovailoa-Amosa | 3        | 4          | 4          | 8          | 3.5-12        | 2.5-10       | .               | .            | 3         | .          | 1        | .        | .        |     |
| 2             | DJ Brown               | 2        | 3          | 5          | 8          | 1-2           | .            | 1-0             | .            | .         | .          | .        | .        | .        |     |
| 28            | TaRiq Bracy            | 3        | 4          | 1          | 5          | .             | .            | .               | 1            | .         | .          | .        | .        | .        |     |
| 6             | Clarence Lewis         | 3        | 5          | .          | 5          | .             | .            | 1-4             | 1            | .         | .          | .        | .        | .        |     |
| 41            | Kurt Hinish            | 3        | 2          | 3          | 5          | 1-3           | 1-3          | .               | .            | .         | .          | .        | .        | .        |     |
| 56            | Howard Cross III       | 3        | 1          | 2          | 3          | .             | .            | .               | .            | 3         | .          | .        | .        | .        |     |
| 31            | Nana Osafo-Mensah      | 3        | 1          | 2          | 3          | 1-7           | 1-7          | .               | .            | 2         | .          | .        | .        | .        |     |
| 46            | Adam Shibley           | 1        | 1          | 1          | 2          | .             | .            | .               | .            | .         | .          | .        | .        | .        |     |
| 54            | Jacob Lacey            | 2        | 2          | .          | 2          | .             | .            | .               | .            | .         | .          | .        | .        | .        |     |
| 39            | Jonathan Doerer        | 1        | 1          | .          | 1          | .             | .            | .               | .            | .         | .          | .        | .        | .        |     |
| 99            | Rylie Mills            | 1        | 1          | .          | 1          | 1-5           | 1-5          | .               | .            | .         | .          | .        | .        | .        |     |
| 22            | Justin Walters         | 1        | 1          | .          | 1          | .             | .            | .               | .            | .         | .          | .        | .        | .        |     |
| 65            | Michael Vinson         | 1        | .          | 1          | 1          | .             | .            | .               | .            | .         | .          | .        | .        | .        |     |
| 30            | Chris Velotta          | 1        | 1          | .          | 1          | .             | .            | .               | .            | .         | .          | .        | .        | .        |     |
| 0             | Braden Lenzy           | 1        | 1          | .          | 1          | .             | .            | .               | .            | .         | .          | .        | .        | .        |     |
| 17            | Jack Coan              | 1        | 1          | .          | 1          | 1-0           | .            | .               | .            | .         | .          | .        | .        | .        |     |
| 87            | Michael Mayer          | 1        | .          | .          | .          | .             | .            | .               | .            | .         | 1-0        | .        | .        | .        |     |
| <b>Totals</b> |                        | <b>3</b> | <b>118</b> | <b>102</b> | <b>220</b> | <b>25-108</b> | <b>13-83</b> | <b>5-4</b>      | <b>14</b>    | <b>20</b> | <b>2-0</b> | <b>1</b> | <b>0</b> | <b>0</b> |     |
| Opponents     |                        | 3        | 120        | 66         | 186        | 28-110        | 15-79        | 2-32            | 11           | 7         | 2-0        | 3        | 0        | 0        |     |



2021-22 Notre Dame Football  
Team Game-by-Game  
All games

Page 1/1  
as of Sep 19, 2021

| Date              | Opponent       | Rushing    |            |          |           | Receiving |            |          |           | Passing   |            |          |            | Kick Returns |           |          |            | Punt Returns |           |          |           | tot<br>off |           |             |
|-------------------|----------------|------------|------------|----------|-----------|-----------|------------|----------|-----------|-----------|------------|----------|------------|--------------|-----------|----------|------------|--------------|-----------|----------|-----------|------------|-----------|-------------|
|                   |                | no.        | yds        | td       | lg        | no.       | yds        | td       | lg        | cmp       | att        | int      | yds        | td           | lg        | no.      | yds        | td           | lg        | no.      | yds       |            | td        | lg          |
| 09/05/2021        | at Florida St. | 35         | 65         | 1        | 12        | 26        | 366        | 4        | 55        | 26        | 35         | 1        | 366        | 4            | 55        | 0        | 0          | 0            | 0         | 1        | 4         | 0          | 4         | 431         |
| 09/11/2021        | Toledo         | 39         | 132        | 1        | 43        | 24        | 317        | 3        | 55        | 24        | 36         | 1        | 317        | 3            | 55        | 1        | 19         | 0            | 19        | 0        | 0         | 0          | 0         | 449         |
| 09/18/2021        | Purdue         | 34         | 120        | 1        | 51        | 15        | 223        | 2        | 62        | 15        | 32         | 0        | 223        | 2            | 62        | 0        | 0          | 0            | 0         | 2        | 30        | 0          | 23        | 343         |
| <b>Notre Dame</b> |                | <b>108</b> | <b>317</b> | <b>3</b> | <b>51</b> | <b>65</b> | <b>906</b> | <b>9</b> | <b>62</b> | <b>65</b> | <b>103</b> | <b>2</b> | <b>906</b> | <b>9</b>     | <b>62</b> | <b>1</b> | <b>19</b>  | <b>0</b>     | <b>19</b> | <b>3</b> | <b>34</b> | <b>0</b>   | <b>23</b> | <b>1223</b> |
| <b>Opponents</b>  |                | <b>103</b> | <b>437</b> | <b>4</b> | <b>89</b> | <b>70</b> | <b>698</b> | <b>4</b> | <b>66</b> | <b>70</b> | <b>113</b> | <b>5</b> | <b>698</b> | <b>4</b>     | <b>66</b> | <b>6</b> | <b>130</b> | <b>0</b>     | <b>38</b> | <b>5</b> | <b>34</b> | <b>0</b>   | <b>15</b> | <b>1135</b> |

## Notre Dame Averages

| Games | Avg/ rush | Avg/ catch | Pass effic | KR avg | PR avg | All purpose avg/game | Total offense avg/game |
|-------|-----------|------------|------------|--------|--------|----------------------|------------------------|
| 3     | 2.9       | 13.9       | 161.9      | 19.0   | 11.3   | 426.7                | 407.7                  |

| Date              | Opponent       | Tackles    |            |            | Sacks<br>no-yds | Fumble<br>ff fr-yds | Pass Defense |            |             | blkd<br>kick | PAT attempts |          |              | off      |          |          |           |            |
|-------------------|----------------|------------|------------|------------|-----------------|---------------------|--------------|------------|-------------|--------------|--------------|----------|--------------|----------|----------|----------|-----------|------------|
|                   |                | ua         | a          | total      |                 |                     | tfl-yds      | int-yds    | qbh         |              | brup         | kick     | rush         | rcv      | saf      | t/o      | pts       |            |
| 09/05/2021        | at Florida St. | 36         | 40         | 76         | 8.0-43          | 5-34                | 0            | 0-0        | 3-4         | 8            | 1            | 0        | 5-5          | 0        | 0        | 0        | 21        | 41         |
| 09/11/2021        | Toledo         | 40         | 18         | 58         | 12.0-36         | 5-25                | 1            | 1-0        | 0-0         | 4            | 6            | 0        | 3-3          | 0        | 1        | 0        | 0         | 32         |
| 09/18/2021        | Purdue         | 42         | 44         | 86         | 5.0-29          | 3-24                | 0            | 1-0        | 2-0         | 8            | 7            | 0        | 3-3          | 0        | 0        | 0        | 0         | 27         |
| <b>Notre Dame</b> |                | <b>118</b> | <b>102</b> | <b>220</b> | <b>25.0-108</b> | <b>13-83</b>        | <b>1</b>     | <b>2-0</b> | <b>5-4</b>  | <b>20</b>    | <b>14</b>    | <b>0</b> | <b>11-11</b> | <b>0</b> | <b>1</b> | <b>0</b> | <b>21</b> | <b>100</b> |
| <b>Opponents</b>  |                | <b>120</b> | <b>66</b>  | <b>186</b> | <b>28.0-110</b> | <b>15-79</b>        | <b>3</b>     | <b>2-0</b> | <b>2-32</b> | <b>7</b>     | <b>11</b>    | <b>0</b> | <b>6-7</b>   | <b>0</b> | <b>1</b> | <b>0</b> | <b>17</b> | <b>80</b>  |

| Date              | Opponent       | Punting   |            |             |           |          |          |          |          |          |            | Field Goals |          |           | Kickoffs    |             |           |          |
|-------------------|----------------|-----------|------------|-------------|-----------|----------|----------|----------|----------|----------|------------|-------------|----------|-----------|-------------|-------------|-----------|----------|
|                   |                | no.       | yds        | avg         | long      | blkd     | tb       | fc       | 50+      | i20      | md-att     | long        | blkd     | no.       | yds         | avg         | tb        | ob       |
| 09/05/2021        | at Florida St. | 6         | 236        | 39.3        | 50        | 0        | 0        | 5        | 1        | 3        | 2-2        | 48          | 0        | 7         | 450         | 64.3        | 4         | 0        |
| 09/11/2021        | Toledo         | 3         | 148        | 49.3        | 58        | 0        | 0        | 2        | 1        | 1        | 1-2        | 48          | 0        | 6         | 381         | 63.5        | 3         | 0        |
| 09/18/2021        | Purdue         | 7         | 298        | 42.6        | 52        | 0        | 0        | 1        | 1        | 2        | 2-3        | 30          | 0        | 7         | 381         | 54.4        | 3         | 0        |
| <b>Notre Dame</b> |                | <b>16</b> | <b>682</b> | <b>42.6</b> | <b>58</b> | <b>0</b> | <b>0</b> | <b>8</b> | <b>3</b> | <b>6</b> | <b>5-7</b> | <b>48</b>   | <b>0</b> | <b>20</b> | <b>1212</b> | <b>60.6</b> | <b>10</b> | <b>0</b> |
| <b>Opponents</b>  |                | <b>18</b> | <b>757</b> | <b>42.1</b> | <b>68</b> | <b>0</b> | <b>1</b> | <b>6</b> | <b>4</b> | <b>7</b> | <b>6-7</b> | <b>43</b>   | <b>0</b> | <b>18</b> | <b>1151</b> | <b>63.9</b> | <b>12</b> | <b>1</b> |



2021-22 Notre Dame Football  
Opponents Game-by-Game  
All games

Page 1/1  
as of Sep 19, 2021

| Date              | Opponent       | Rushing    |            |          |           | Receiving |            |          |           | Passing   |            |          |            | Kick Returns |           |          |            | Punt Returns |           |          |           | tot off  |           |             |
|-------------------|----------------|------------|------------|----------|-----------|-----------|------------|----------|-----------|-----------|------------|----------|------------|--------------|-----------|----------|------------|--------------|-----------|----------|-----------|----------|-----------|-------------|
|                   |                | no.        | yds        | td       | lg        | no.       | yds        | td       | lg        | cmp       | att        | int      | yds        | td           | lg        | no.      | yds        | td           | lg        | no.      | yds       |          | td        | lg          |
| 09/05/2021        | at Florida St. | 48         | 264        | 3        | 89        | 14        | 178        | 2        | 60        | 14        | 26         | 3        | 178        | 2            | 60        | 3        | 72         | 0            | 33        | 0        | 0         | 0        | 0         | 442         |
| 09/11/2021        | Toledo         | 30         | 116        | 1        | 67        | 20        | 229        | 1        | 66        | 20        | 33         | 0        | 229        | 1            | 66        | 3        | 58         | 0            | 38        | 0        | 0         | 0        | 0         | 345         |
| 09/18/2021        | Purdue         | 25         | 57         | 0        | 31        | 36        | 291        | 1        | 32        | 36        | 54         | 2        | 291        | 1            | 32        | 0        | 0          | 0            | 0         | 5        | 34        | 0        | 15        | 348         |
| <b>Opponents</b>  |                | <b>103</b> | <b>437</b> | <b>4</b> | <b>89</b> | <b>70</b> | <b>698</b> | <b>4</b> | <b>66</b> | <b>70</b> | <b>113</b> | <b>5</b> | <b>698</b> | <b>4</b>     | <b>66</b> | <b>6</b> | <b>130</b> | <b>0</b>     | <b>38</b> | <b>5</b> | <b>34</b> | <b>0</b> | <b>15</b> | <b>1135</b> |
| <b>Notre Dame</b> |                | <b>108</b> | <b>317</b> | <b>3</b> | <b>51</b> | <b>65</b> | <b>906</b> | <b>9</b> | <b>62</b> | <b>65</b> | <b>103</b> | <b>2</b> | <b>906</b> | <b>9</b>     | <b>62</b> | <b>1</b> | <b>19</b>  | <b>0</b>     | <b>19</b> | <b>3</b> | <b>34</b> | <b>0</b> | <b>23</b> | <b>1223</b> |

Opponents Averages

| Games | Avg/ rush | Avg/ catch | Pass effic | KR avg | PR avg | All purpose avg/game | Total offense avg/game |
|-------|-----------|------------|------------|--------|--------|----------------------|------------------------|
| 3     | 4.2       | 10.0       | 116.7      | 21.7   | 6.8    | 443.7                | 378.3                  |

| Date              | Opponent       | Tackles    |            |            |                 | Sacks        | Fumble   | Pass Defense |             |           | blkd      | PAT attempts |              |          | off      |          |           |            |
|-------------------|----------------|------------|------------|------------|-----------------|--------------|----------|--------------|-------------|-----------|-----------|--------------|--------------|----------|----------|----------|-----------|------------|
|                   |                | ua         | a          | total      | tfl-yds         | no-yds       | ff       | fr-yds       | int-yds     | qbh       | brup      | kick         | kick         | rush     | rcv      | saf      | t/o       | pts        |
| 09/05/2021        | at Florida St. | 34         | 36         | 70         | 9.0-26          | 4-16         | 0        | 0-0          | 1-5         | 0         | 2         | 0            | 3-4          | 0        | 1        | 0        | 0         | 38         |
| 09/11/2021        | Toledo         | 50         | 16         | 66         | 11.0-54         | 6-37         | 2        | 2-0          | 1-27        | 6         | 5         | 0            | 2-2          | 0        | 0        | 0        | 17        | 29         |
| 09/18/2021        | Purdue         | 36         | 14         | 50         | 8.0-30          | 5-26         | 1        | 0-0          | 0-0         | 1         | 4         | 0            | 1-1          | 0        | 0        | 0        | 0         | 13         |
| <b>Opponents</b>  |                | <b>120</b> | <b>66</b>  | <b>186</b> | <b>28.0-110</b> | <b>15-79</b> | <b>3</b> | <b>2-0</b>   | <b>2-32</b> | <b>7</b>  | <b>11</b> | <b>0</b>     | <b>6-7</b>   | <b>0</b> | <b>1</b> | <b>0</b> | <b>17</b> | <b>80</b>  |
| <b>Notre Dame</b> |                | <b>118</b> | <b>102</b> | <b>220</b> | <b>25.0-108</b> | <b>13-83</b> | <b>1</b> | <b>2-0</b>   | <b>5-4</b>  | <b>20</b> | <b>14</b> | <b>0</b>     | <b>11-11</b> | <b>0</b> | <b>1</b> | <b>0</b> | <b>21</b> | <b>100</b> |

| Date              | Opponent       | Punting   |            |             |           |          |          |          |          | Field Goals |            |           | Kickoffs |           |             |             |           |          |
|-------------------|----------------|-----------|------------|-------------|-----------|----------|----------|----------|----------|-------------|------------|-----------|----------|-----------|-------------|-------------|-----------|----------|
|                   |                | no.       | yds        | avg         | long      | blkd     | tb       | fc       | 50+      | i20         | md-att     | long      | blkd     | no.       | yds         | avg         | tb        | ob       |
| 09/05/2021        | at Florida St. | 4         | 171        | 42.8        | 53        | 0        | 0        | 3        | 1        | 1           | 1-2        | 43        | 0        | 7         | 444         | 63.4        | 3         | 0        |
| 09/11/2021        | Toledo         | 7         | 318        | 45.4        | 68        | 0        | 1        | 2        | 2        | 4           | 3-3        | 32        | 0        | 7         | 451         | 64.4        | 6         | 0        |
| 09/18/2021        | Purdue         | 7         | 268        | 38.3        | 56        | 0        | 0        | 1        | 1        | 2           | 2-2        | 34        | 0        | 4         | 256         | 64.0        | 3         | 1        |
| <b>Opponents</b>  |                | <b>18</b> | <b>757</b> | <b>42.1</b> | <b>68</b> | <b>0</b> | <b>1</b> | <b>6</b> | <b>4</b> | <b>7</b>    | <b>6-7</b> | <b>43</b> | <b>0</b> | <b>18</b> | <b>1151</b> | <b>63.9</b> | <b>12</b> | <b>1</b> |
| <b>Notre Dame</b> |                | <b>16</b> | <b>682</b> | <b>42.6</b> | <b>58</b> | <b>0</b> | <b>0</b> | <b>8</b> | <b>3</b> | <b>6</b>    | <b>5-7</b> | <b>48</b> | <b>0</b> | <b>20</b> | <b>1212</b> | <b>60.6</b> | <b>10</b> | <b>0</b> |



2021-22 Notre Dame Football  
Red-Zone Results  
All games

Page 1/1  
as of Sep 19, 2021

Notre Dame Inside Opponent Red-Zone

| Date                          | Opponent       | Score   | Times In RZ | Times Scored | Total Pts | Total TDs | Rush TDs | Pass TDs | FGs Made | Failed to score inside RZ |          |          |          |          |          |
|-------------------------------|----------------|---------|-------------|--------------|-----------|-----------|----------|----------|----------|---------------------------|----------|----------|----------|----------|----------|
|                               |                |         |             |              |           |           |          |          |          | FGA                       | Down     | Int      | Fumb     | Half     | Game     |
| 09/05/2021                    | at Florida St. | W 41-38 | 2           | 2            | 14        | 2         | 1        | 1        | 0        | 0                         | 0        | 0        | 0        | 0        | 0        |
| 09/11/2021                    | Toledo         | W 32-29 | 2           | 2            | 15        | 2         | 0        | 2        | 0        | 0                         | 0        | 0        | 0        | 0        | 0        |
| 09/18/2021                    | Purdue         | W 27-13 | 2           | 2            | 6         | 0         | 0        | 0        | 2        | 2                         | 0        | 0        | 0        | 0        | 0        |
| <b>Totals 6 of 6 (100.0%)</b> |                |         | <b>6</b>    | <b>6</b>     | <b>35</b> | <b>4</b>  | <b>1</b> | <b>3</b> | <b>2</b> | <b>2</b>                  | <b>0</b> | <b>0</b> | <b>0</b> | <b>0</b> | <b>0</b> |

Opponents Inside Notre Dame Red-Zone

| Date                           | Opponent    | Score   | Times In RZ | Times Scored | Total Pts | Total TDs | Rush TDs | Pass TDs | FGs Made | Failed to score inside RZ |          |          |          |          |          |
|--------------------------------|-------------|---------|-------------|--------------|-----------|-----------|----------|----------|----------|---------------------------|----------|----------|----------|----------|----------|
|                                |             |         |             |              |           |           |          |          |          | FGA                       | Down     | Int      | Fumb     | Half     | Game     |
| 09/05/2021                     | Florida St. | W 41-38 | 4           | 3            | 22        | 3         | 2        | 1        | 0        | 1                         | 0        | 0        | 0        | 0        | 0        |
| 09/11/2021                     | Toledo      | W 32-29 | 4           | 4            | 15        | 1         | 0        | 1        | 3        | 3                         | 0        | 0        | 0        | 0        | 0        |
| 09/18/2021                     | Purdue      | W 27-13 | 4           | 3            | 13        | 1         | 0        | 1        | 2        | 2                         | 0        | 1        | 0        | 0        | 0        |
| <b>Totals 10 of 12 (83.3%)</b> |             |         | <b>12</b>   | <b>10</b>    | <b>50</b> | <b>5</b>  | <b>2</b> | <b>3</b> | <b>5</b> | <b>6</b>                  | <b>0</b> | <b>1</b> | <b>0</b> | <b>0</b> | <b>0</b> |



**2021-22 Notre Dame Football  
By Quarter Statistics  
All games**

**3rd-Down Conversions**

| Date              | Opponent       | Score      | Overall           | 1st Qtr          | 2nd Qtr          | 3rd Qtr          | 4th Qtr          | Overtime       |
|-------------------|----------------|------------|-------------------|------------------|------------------|------------------|------------------|----------------|
| 09/05/2021        | at Florida St. | Wot1 41-38 | 6-17 35.3         | 0-4 0.0          | 2-5 40.0         | 3-3 100.0        | 1-4 25.0         | 0-1 0.0        |
| 09/11/2021        | Toledo         | W 32-29    | 8-14 57.1         | 2-4 50.0         | 0-1 0.0          | 4-6 66.7         | 2-3 66.7         | 0-0 0.0        |
| 09/18/2021        | Purdue         | W 27-13    | 4-17 23.5         | 0-3 0.0          | 2-7 28.6         | 1-2 50.0         | 1-5 20.0         | 0-0 0.0        |
| <b>Notre Dame</b> |                |            | <b>18-48 37.5</b> | <b>2-11 18.2</b> | <b>4-13 30.8</b> | <b>8-11 72.7</b> | <b>4-12 33.3</b> | <b>0-1 0.0</b> |
| <b>Opponents</b>  |                |            | <b>18-49 36.7</b> | <b>5-13 38.5</b> | <b>3-12 25.0</b> | <b>2-9 22.2</b>  | <b>8-14 57.1</b> | <b>0-1 0.0</b> |

**4th-Down Conversions**

| Date              | Opponent       | Score      | Overall         | 1st Qtr         | 2nd Qtr         | 3rd Qtr         | 4th Qtr          | Overtime       |
|-------------------|----------------|------------|-----------------|-----------------|-----------------|-----------------|------------------|----------------|
| 09/05/2021        | at Florida St. | Wot1 41-38 | 1-2 50.0        | 1-2 50.0        | 0-0 0.0         | 0-0 0.0         | 0-0 0.0          | 0-0 0.0        |
| 09/11/2021        | Toledo         | W 32-29    | 0-1 0.0         | 0-0 0.0         | 0-1 0.0         | 0-0 0.0         | 0-0 0.0          | 0-0 0.0        |
| 09/18/2021        | Purdue         | W 27-13    | 1-1 100.0       | 0-0 0.0         | 1-1 100.0       | 0-0 0.0         | 0-0 0.0          | 0-0 0.0        |
| <b>Notre Dame</b> |                |            | <b>2-4 50.0</b> | <b>1-2 50.0</b> | <b>1-2 50.0</b> | <b>0-0 0.0</b>  | <b>0-0 0.0</b>   | <b>0-0 0.0</b> |
| <b>Opponents</b>  |                |            | <b>2-4 50.0</b> | <b>0-1 0.0</b>  | <b>0-0 0.0</b>  | <b>1-2 50.0</b> | <b>1-1 100.0</b> | <b>0-0 0.0</b> |

**Time of Possession**

| Date              | Opponent       | Score      | Overall            | 1st Qtr      | 2nd Qtr      | 3rd Qtr      | 4th Qtr      | Overtime     |
|-------------------|----------------|------------|--------------------|--------------|--------------|--------------|--------------|--------------|
| 09/05/2021        | at Florida St. | Wot1 41-38 | 30:41              | 09:06        | 09:12        | 06:59        | 05:24        | 00:00        |
| 09/11/2021        | Toledo         | W 32-29    | 29:56              | 07:19        | 05:27        | 05:37        | 11:33        | 00:00        |
| 09/18/2021        | Purdue         | W 27-13    | 25:49              | 03:51        | 09:43        | 03:17        | 08:58        | 00:00        |
| <b>Notre Dame</b> |                |            | <b>Total 86:26</b> | <b>20:16</b> | <b>24:22</b> | <b>15:53</b> | <b>25:55</b> | <b>00:00</b> |
|                   |                |            | <b>Avg. 28:49</b>  | <b>06:45</b> | <b>08:07</b> | <b>05:18</b> | <b>08:38</b> | <b>00:00</b> |
| <b>Opponents</b>  |                |            | <b>Total 93:30</b> | <b>20:48</b> | <b>24:39</b> | <b>19:40</b> | <b>28:23</b> | <b>00:00</b> |
|                   |                |            | <b>Avg. 31:10</b>  | <b>06:56</b> | <b>08:13</b> | <b>06:33</b> | <b>09:28</b> | <b>00:00</b> |





## NOTRE DAME 20+ YARD PLAYS

| YARDS | TYPE | PLAYER(S)                     | OPPONENT      |
|-------|------|-------------------------------|---------------|
| 62*   | Pass | Jack Coan to Avery Davis      | Purdue        |
| 55*   | Pass | Tyler Buchner to Chris Tyree  | Toledo        |
| 55    | Pass | Jack Coan to Kyren Williams   | Florida State |
| 51*   | Rush | Kyren Williams                | Purdue        |
| 43*   | Rush | Kyren Williams                | Toledo        |
| 41*   | Pass | Jack Coan to Michael Mayer    | Florida State |
| 39*   | Pass | Jack Coan to Kyren Williams   | Purdue        |
| 37*   | Pass | Jack Coan to Kevin Austin Jr. | Florida State |
| 34    | Pass | Jack Coan to Kevin Austin Jr. | Toledo        |
| 29    | Pass | Jack Coan to Kevin Austin Jr. | Florida State |
| 28    | Pass | Jack Coan to Michael Mayer    | Toledo        |
| 26    | Rush | Tyler Buchner                 | Toledo        |
| 25    | Pass | Jack Coan to Michael Mayer    | Florida State |
| 24    | Pass | Jack Coan to Braden Lenzy     | Florida State |
| 23*   | Pass | Jack Coan to Joe Wilkins Jr.  | Florida State |
| 22    | Pass | Jack Coan to Michael Mayer    | Florida State |
| 20    | Rush | Tyler Buchner                 | Purdue        |
| 20    | Pass | Jack Coan to Avery Davis      | Purdue        |

## OPPONENT 20+ YARD PLAYS

| YARDS | TYPE | PLAYER(S)                          | ND OPPONENT   |
|-------|------|------------------------------------|---------------|
| 89*   | Rush | Jashaun Corbin                     | Florida State |
| 66    | Pass | Carter Bradley to Devin Maddox     | Toledo        |
| 60    | Pass | Jordan Travis to Ja'Khi Douglas    | Florida State |
| 32    | Pass | Jack Plummer to David Bell         | Purdue        |
| 31    | Rush | King Doerue                        | Purdue        |
| 27    | Pass | Aidan O'Connell to Jackson Anthrop | Purdue        |
| 26*   | Rush | Dequan Finn                        | Toledo        |
| 25    | Rush | Jordan Travis                      | Florida State |
| 23    | Pass | Carter Bradley to Devin Maddox     | Toledo        |
| 22    | Pass | Jack Plummer to Jackson Anthrop    | Purdue        |
| 22    | Pass | McKenzie Milton to Ja'Khi Douglas  | Florida State |
| 21    | Pass | Jordan Travis to Malik McClain     | Florida State |
| 20    | Rush | Lawrence Toafli                    | Florida State |

\* Touchdown play

**NOTRE DAME INDIVIDUAL GAME HIGHS**
**Notre Dame - Individual Game Highs**

|                     |      |                                               |
|---------------------|------|-----------------------------------------------|
| RUSHES              | 18   | Kyren Williams at Florida St. (09/05/2021)    |
| YARDS RUSHING       | 91   | Kyren Williams vs Purdue (09/18/2021)         |
| TD RUSHES           | 1    | Kyren Williams vs Purdue (09/18/2021)         |
|                     | 1    | Kyren Williams vs Toledo (09/11/2021)         |
|                     | 1    | Chris Tyree at Florida St. (09/05/2021)       |
| LONG RUSH           | 51   | Kyren Williams vs Purdue (09/18/2021)         |
| PASS ATTEMPTS       | 35   | Jack Coan at Florida St. (09/05/2021)         |
| PASS COMPLETIONS    | 26   | Jack Coan at Florida St. (09/05/2021)         |
| YARDS PASSING       | 366  | Jack Coan at Florida St. (09/05/2021)         |
| TD PASSES           | 4    | Jack Coan at Florida St. (09/05/2021)         |
| LONG PASS           | 62   | Jack Coan vs Purdue (09/18/2021)              |
| RECEPTIONS          | 9    | Michael Mayer at Florida St. (09/05/2021)     |
| YARDS RECEIVING     | 120  | Avery Davis vs Purdue (09/18/2021)            |
|                     | 120  | Michael Mayer at Florida St. (09/05/2021)     |
| TD RECEPTIONS       | 2    | Michael Mayer vs Toledo (09/11/2021)          |
| LONG RECEPTION      | 62   | Avery Davis vs Purdue (09/18/2021)            |
| PUNTS               | 7    | Jay Bramblett vs Purdue (09/18/2021)          |
| PUNTING AVG         | 49.3 | Jay Bramblett vs Toledo (09/11/2021)          |
| LONG PUNT           | 58   | Jay Bramblett vs Toledo (09/11/2021)          |
| PUNTS INSIDE 20     | 3    | Jay Bramblett at Florida St. (09/05/2021)     |
| LONG PUNT RETURN    | 23   | Kyren Williams vs Purdue (09/18/2021)         |
| LONG KICKOFF RETURN | 19   | Chris Tyree vs Toledo (09/11/2021)            |
| TACKLES             | 12   | JD Bertrand vs Purdue (09/18/2021)            |
|                     | 12   | JD Bertrand at Florida St. (09/05/2021)       |
| SACKS               | 2    | Myron Tagovailoa-Amosa vs Toledo (09/11/2021) |
|                     | 2    | Isaiah Foskey at Florida St. (09/05/2021)     |
| TACKLES FOR LOSS    | 3    | JD Bertrand vs Toledo (09/11/2021)            |

**OPPONENT INDIVIDUAL GAME HIGHS**
**Opponent - Individual Game Highs**

|                     |      |                                              |
|---------------------|------|----------------------------------------------|
| RUSHES              | 20   | Bryant Koback vs Toledo (09/11/2021)         |
| YARDS RUSHING       | 144  | Jashaun Corbin at Florida St. (09/05/2021)   |
| TD RUSHES           | 1    | Dequan Finn vs Toledo (09/11/2021)           |
|                     | 1    | Treshaun Ward at Florida St. (09/05/2021)    |
|                     | 1    | Jordan Travis at Florida St. (09/05/2021)    |
|                     | 1    | Jashaun Corbin at Florida St. (09/05/2021)   |
| LONG RUSH           | 89   | Jashaun Corbin at Florida St. (09/05/2021)   |
| PASS ATTEMPTS       | 36   | Jack Plummer vs Purdue (09/18/2021)          |
| PASS COMPLETIONS    | 25   | Jack Plummer vs Purdue (09/18/2021)          |
| YARDS PASSING       | 221  | Carter Bradley vs Toledo (09/11/2021)        |
| TD PASSES           | 2    | Jordan Travis at Florida St. (09/05/2021)    |
| LONG PASS           | 66   | Carter Bradley vs Toledo (09/11/2021)        |
| RECEPTIONS          | 9    | Devin Maddox vs Toledo (09/11/2021)          |
| YARDS RECEIVING     | 135  | Devin Maddox vs Toledo (09/11/2021)          |
| TD RECEPTIONS       | 1    | Bryant Koback vs Toledo (09/11/2021)         |
|                     | 1    | Ja'Khi Douglas at Florida St. (09/05/2021)   |
|                     | 1    | Andrew Parchment at Florida St. (09/05/2021) |
| LONG RECEPTION      | 66   | Devin Maddox vs Toledo (09/11/2021)          |
| FIELD GOALS         | 3    | Thomas Cluckey vs Toledo (09/11/2021)        |
| LONG FIELD GOALS    | 43   | Ryan Fitzgerald at Florida St. (09/05/2021)  |
| PUNTS               | 7    | Bailey Flint vs Toledo (09/11/2021)          |
| PUNTING AVG         | 45.4 | Bailey Flint vs Toledo (09/11/2021)          |
| LONG PUNT           | 68   | Bailey Flint vs Toledo (09/11/2021)          |
| PUNTS INSIDE 20     | 4    | Bailey Flint vs Toledo (09/11/2021)          |
| LONG PUNT RETURN    | 15   | TJ Sheffield vs Purdue (09/18/2021)          |
| LONG KICKOFF RETURN | 38   | Bryce Mitchell vs Toledo (09/11/2021)        |
| TACKLES             | 11   | Dyontae Johnson vs Toledo (09/11/2021)       |
| SACKS               | 2    | Terrance Taylor vs Toledo (09/11/2021)       |
| TACKLES FOR LOSS    | 3    | Terrance Taylor vs Toledo (09/11/2021)       |
| INTERCEPTIONS       | 1    | Chris McDonald Jr. vs Toledo (09/11/2021)    |
|                     | 1    | Travis Jay at Florida St. (09/05/2021)       |

**NOTRE DAME TEAM GAME HIGHS**
**Notre Dame - Game Highs**

|                  |      |                             |
|------------------|------|-----------------------------|
| RUSHES           | 39   | Toledo (09/11/2021)         |
| YARDS RUSHING    | 132  | Toledo (09/11/2021)         |
| YARDS PER RUSH   | 3.5  | Purdue (09/18/2021)         |
| TD RUSHES        | 1    | Purdue (09/18/2021)         |
|                  | 1    | Toledo (09/11/2021)         |
|                  | 1    | at Florida St. (09/05/2021) |
| PASS ATTEMPTS    | 36   | Toledo (09/11/2021)         |
| PASS COMPLETIONS | 26   | at Florida St. (09/05/2021) |
| YARDS PASSING    | 366  | at Florida St. (09/05/2021) |
| YARDS PER PASS   | 10.5 | at Florida St. (09/05/2021) |
| TD PASSES        | 4    | at Florida St. (09/05/2021) |
| TOTAL PLAYS      | 75   | Toledo (09/11/2021)         |
| TOTAL OFFENSE    | 449  | Toledo (09/11/2021)         |
| YARDS PER PLAY   | 6.2  | at Florida St. (09/05/2021) |
| POINTS           | 41   | at Florida St. (09/05/2021) |
| SACKS BY         | 5    | at Florida St. (09/05/2021) |
|                  | 5    | Toledo (09/11/2021)         |
| FIRST DOWNS      | 27   | Toledo (09/11/2021)         |
| PENALTIES        | 8    | Purdue (09/18/2021)         |
| PENALTY YARDS    | 61   | Purdue (09/18/2021)         |
| TURNOVERS        | 3    | Toledo (09/11/2021)         |
| PUNTS            | 7    | Purdue (09/18/2021)         |
| PUNTING AVG      | 49.3 | Toledo (09/11/2021)         |
| LONG PUNT        | 58   | Toledo (09/11/2021)         |
| PUNTS INSIDE 20  | 3    | at Florida St. (09/05/2021) |
| LONG PUNT RETURN | 23   | Purdue (09/18/2021)         |

**OPPONENT TEAM GAME HIGHS**
**Opponent - Game Highs**

|                  |      |                             |
|------------------|------|-----------------------------|
| RUSHES           | 48   | at Florida St. (09/05/2021) |
| YARDS RUSHING    | 264  | at Florida St. (09/05/2021) |
| YARDS PER RUSH   | 5.5  | at Florida St. (09/05/2021) |
| TD RUSHES        | 3    | at Florida St. (09/05/2021) |
| PASS ATTEMPTS    | 54   | Purdue (09/18/2021)         |
| PASS COMPLETIONS | 36   | Purdue (09/18/2021)         |
| YARDS PASSING    | 291  | Purdue (09/18/2021)         |
| YARDS PER PASS   | 6.9  | Toledo (09/11/2021)         |
| TD PASSES        | 2    | at Florida St. (09/05/2021) |
| TOTAL PLAYS      | 79   | Purdue (09/18/2021)         |
| TOTAL OFFENSE    | 442  | at Florida St. (09/05/2021) |
| YARDS PER PLAY   | 6.0  | at Florida St. (09/05/2021) |
| POINTS           | 38   | at Florida St. (09/05/2021) |
| SACKS BY         | 6    | Toledo (09/11/2021)         |
| FIRST DOWNS      | 19   | Purdue (09/18/2021)         |
|                  | 19   | at Florida St. (09/05/2021) |
| PENALTIES        | 11   | Toledo (09/11/2021)         |
| PENALTY YARDS    | 99   | Toledo (09/11/2021)         |
| TURNOVERS        | 3    | at Florida St. (09/05/2021) |
| PUNTS            | 7    | Purdue (09/18/2021)         |
|                  | 7    | Toledo (09/11/2021)         |
| PUNTING AVG      | 45.4 | Toledo (09/11/2021)         |
| LONG PUNT        | 68   | Toledo (09/11/2021)         |
| PUNTS INSIDE 20  | 4    | Toledo (09/11/2021)         |
| LONG PUNT RETURN | 15   | Purdue (09/18/2021)         |


**57 JAYSON  
ADEMILOLA**
**DL • 6-3, 280 lbs • Senior/Senior**  
 Jackson, NJ (St. Peter's Prep)

**ADEMILOLA'S CAREER HIGHS**
**Tackles:** 5, at Duke (2019)  
**Tackles-for-Loss:** 1.0 (3x), MR vs. Navy (2019)  
**Sacks:** 0.5 (3x), MR at Florida State (2021)  
**Forced Fumbles:** N/A  
**Fumble Recoveries:** N/A

**ADEMILOLA'S CAREER STATISTICS**

| TACKLES | g  | ua | a  | total | tfl    | pd | ff | fr | blk | qbh |
|---------|----|----|----|-------|--------|----|----|----|-----|-----|
| 2018    | 12 | 11 | 8  | 19    | 1.5-5  | 0  | 0  | 0  | 0   | 1   |
| 2019    | 11 | 9  | 16 | 25    | 4.0-12 | 1  | 0  | 0  | 0   | 2   |
| 2020    | 8  | 4  | 7  | 11    | 1.5-12 | 0  | 0  | 0  | 0   | 4   |
| 2021    | 3  | 6  | 8  | 14    | 1.5-6  | 2  | 0  | 0  | 0   | 2   |
| TOTAL   | 34 | 30 | 39 | 69    | 8.5-35 | 3  | 0  | 0  | 0   | 9   |

| SACKS | g  | ua | a | total | yards |
|-------|----|----|---|-------|-------|
| 2018  | 12 | 0  | 1 | 0.5   | 3     |
| 2019  | 11 | 0  | 0 | 0.0   | 0     |
| 2020  | 8  | 0  | 1 | 0.5   | 4     |
| 2021  | 3  | 0  | 1 | 0.5   | 4     |
| TOTAL | 34 | 0  | 3 | 1.5   | 11    |


**9 JUSTIN  
ADEMILOLA**
**DL • 6-1 3/4, 255 lbs • Senior/Junior**  
 Jackson, NJ (St. Peter's Prep)

**ADEMILOLA'S CAREER HIGHS**
**Tackles:** 5, at Florida State (2021)  
**Tackles-for-Loss:** 1.5, at North Carolina (2020)  
**Sacks:** 1.0, (3x), MR vs. Purdue (2021)  
**Forced Fumbles:** N/A  
**Fumble Recoveries:** N/A

**ADEMILOLA'S CAREER STATISTICS**

| TACKLES | g  | ua | a  | total | tfl    | pd | ff | fr | blk | qbh |
|---------|----|----|----|-------|--------|----|----|----|-----|-----|
| 2018    | 4  | 6  | 3  | 9     | 0.0-0  | 0  | 0  | 0  | 0   | 0   |
| 2019    | 8  | 6  | 3  | 9     | 1.0-2  | 0  | 0  | 0  | 0   | 0   |
| 2020    | 12 | 10 | 7  | 17    | 2.5-5  | 1  | 0  | 0  | 0   | 0   |
| 2021    | 3  | 4  | 5  | 9     | 2.0-6  | 0  | 0  | 0  | 0   | 1   |
| TOTAL   | 27 | 26 | 18 | 44    | 5.5-13 | 1  | 0  | 0  | 0   | 1   |

| SACKS | g  | ua | a | total | yards |
|-------|----|----|---|-------|-------|
| 2018  | 4  | 0  | 0 | 0.0   | 0     |
| 2019  | 8  | 0  | 0 | 0.0   | 0     |
| 2020  | 12 | 1  | 0 | 1.0   | 2     |
| 2021  | 3  | 2  | 0 | 2.0   | 6     |
| TOTAL | 27 | 3  | 0 | 3.0   | 8     |


**4 KEVIN  
AUSTIN JR.**
**WR • 6-2, 215 lbs • Senior/Junior**  
 Ft. Lauderdale, FL (North Broward Prep)

**AUSTIN JR.'S CAREER HIGHS**
**Receptions:** 4, (2x), MR vs. Toledo (2021)  
**Receiving Yards:** 91, at Florida State (2021)  
**Longest Reception:** 38, at Navy (2018)  
**Receiving TDs:** 1, at Florida State (2021)

**AUSTIN JR.'S CAREER STATISTICS**

| RECEIVING | g  | rec | yards | td | long | rec/g | avg/c | avg/g |
|-----------|----|-----|-------|----|------|-------|-------|-------|
| 2018      | 11 | 5   | 90    | 0  | 38   | 0.5   | 18.0  | 8.2   |
| 2020      | 2  | 1   | 18    | 0  | 18   | 0.5   | 18.0  | 9.0   |
| 2021      | 3  | 8   | 154   | 1  | 37   | 2.7   | 19.2  | 51.3  |
| TOTAL     | 16 | 14  | 262   | 1  | 38   | 0.9   | 18.7  | 16.4  |

| SCORING | g  | td | rush | rcv | ret | pat | 2pat | fg | total | avg/g |
|---------|----|----|------|-----|-----|-----|------|----|-------|-------|
| 2018    | 11 | 0  | 0    | 0   | 0   | 0   | 0    | 0  | 0     | 0.0   |
| 2020    | 2  | 0  | 0    | 0   | 0   | 0   | 0    | 0  | 0     | 0.0   |
| 2021    | 3  | 1  | 0    | 1   | 0   | 0   | 0    | 0  | 6     | 2.0   |
| TOTAL   | 16 | 1  | 0    | 1   | 0   | 0   | 0    | 0  | 6     | 0.4   |


**52 BO  
BAUER**
**LB • 6-2 3/4, 233 lbs • Senior/Senior**  
 Harborside, PA (Cathedral Prep)


**BAUER'S CAREER HIGHS**
**Tackles:** 6 (2x), MR vs. Syracuse (2020)  
**Tackles-for-Loss:** 2.0 (2x), vs. Syracuse (2020)  
**Sacks:** 1.0, vs. Florida State (2020)  
**Forced Fumbles:** N/A  
**Fumble Recoveries:** N/A  
**Interceptions:** 1, at Pitt (2020)  
**INT Return Yards:** 16, at Pitt (2020)

**BAUER'S CAREER STATISTICS**

| INTERCEPTIONS | g  | no. | yards | td | long | avg/r | avg/g |
|---------------|----|-----|-------|----|------|-------|-------|
| 2018          | 13 | 0   | 0     | 0  | 0    | 0.0   | 0.0   |
| 2019          | 13 | 0   | 0     | 0  | 0    | 0.0   | 0.0   |
| 2020          | 12 | 1   | 16    | 0  | 16   | 16.0  | 1.3   |
| 2021          | 3  | 0   | 0     | 0  | 0    | 0.0   | 0.0   |
| TOTAL         | 41 | 1   | 16    | 0  | 16   | 16.0  | 0.4   |

| TACKLES | g  | ua | a  | total | tfl    | pd | ff | fr | blk | qbh |
|---------|----|----|----|-------|--------|----|----|----|-----|-----|
| 2018    | 13 | 7  | 3  | 10    | 0.0-0  | 0  | 0  | 0  | 0   | 0   |
| 2019    | 13 | 18 | 10 | 28    | 2.0-4  | 0  | 0  | 0  | 1   | 0   |
| 2020    | 12 | 17 | 9  | 26    | 4.5-17 | 2  | 0  | 0  | 0   | 3   |
| 2021    | 3  | 6  | 4  | 10    | 0.0-0  | 1  | 0  | 0  | 0   | 1   |
| TOTAL   | 41 | 48 | 26 | 74    | 6.5-21 | 3  | 0  | 0  | 1   | 4   |

| SACKS | g  | ua | a | total | yards |
|-------|----|----|---|-------|-------|
| 2018  | 13 | 0  | 0 | 0.0   | 0     |
| 2019  | 13 | 0  | 0 | 0.0   | 0     |
| 2020  | 12 | 1  | 0 | 1.0   | 7     |
| 2021  | 3  | 0  | 0 | 0.0   | 0     |
| TOTAL | 41 | 1  | 0 | 1.0   | 7     |


**84 KEVIN  
BAUMAN**
**TE • 6-4 1/2, 242 lbs • Sophomore/Freshman**  
 Red Bank, NJ (Red Bank Catholic)

**BAUMAN'S CAREER HIGHS**
**Receptions:** 1, vs. South Florida (2020)  
**Receiving Yards:** 5, vs. South Florida (2020)  
**Longest Reception:** 5, vs. South Florida (2020)  
**Receiving TDs:** N/A

**BAUMAN'S CAREER STATISTICS**

| RECEIVING | g | rec | yards | td | long | rec/g | avg/c | avg/g |
|-----------|---|-----|-------|----|------|-------|-------|-------|
| 2020      | 4 | 1   | 5     | 0  | 5    | 0.2   | 5.0   | 1.2   |
| 2021      | 1 | 0   | 0     | 0  | 0    | 0.0   | 0.0   | 0.0   |
| TOTAL     | 5 | 1   | 5     | 0  | 5    | 0.2   | 5.0   | 1.0   |


**27 JD  
BERTRAND**
**LB • 6-1, 230 lbs • Junior/Sophomore**  
 Alpharetta, GA (Blessed Trinity)

**BERTRAND'S CAREER HIGHS**
**Tackles:** 12, (2x), MR vs. Purdue (2021)  
**Tackles-for-Loss:** 3, vs. Toledo (2021)  
**Sacks:** 1, vs. Toledo (2021)  
**Forced Fumbles:** N/A  
**Fumble Recoveries:** N/A

**BERTRAND'S CAREER STATISTICS**

| TACKLES | g  | ua | a  | total | tfl    | pd | ff | fr | blk | qbh |
|---------|----|----|----|-------|--------|----|----|----|-----|-----|
| 2019    | 2  | 0  | 0  | 0     | 0.0-0  | 0  | 0  | 0  | 0   | 0   |
| 2020    | 11 | 5  | 2  | 7     | 0.0-0  | 0  | 0  | 0  | 0   | 0   |
| 2021    | 3  | 21 | 14 | 35    | 4.5-18 | 0  | 0  | 1  | 0   | 2   |
| TOTAL   | 16 | 26 | 16 | 42    | 4.5-18 | 0  | 0  | 1  | 0   | 2   |


**17 JORDAN  
BOTELHO**
**DL • 6-2 1/2, 245 lbs • Sophomore/Sophomore**  
 Honolulu, HI (Saint Louis)

**BOTELHO'S CAREER HIGHS**
**Tackles:** 1 (3x), MR vs. Clemson (2020)  
**Tackles-for-Loss:** N/A  
**Sacks:** N/A  
**Forced Fumbles:** N/A  
**Fumble Recoveries:** N/A

**BOTELHO'S CAREER STATISTICS**

| PUNT RETURNS | g  | no. | yards | td | long | avg/r | avg/g |
|--------------|----|-----|-------|----|------|-------|-------|
| 2020         | 11 | 0   | 1     | 1  | 1    | 0.0   | 0.1   |
| TOTAL        | 11 | 0   | 1     | 1  | 1    | 0.0   | 0.1   |

| TACKLES | g  | ua | a | total | tfl   | pd | ff | fr | blk | qbh |
|---------|----|----|---|-------|-------|----|----|----|-----|-----|
| 2020    | 11 | 2  | 2 | 4     | 0.0-0 | 0  | 0  | 0  | 0   | 0   |
| TOTAL   | 11 | 2  | 2 | 4     | 0.0-0 | 0  | 0  | 0  | 0   | 0   |


**28 TARIQ  
BRACY**
**CB • 5-10 1/8, 177 lbs • Senior/Senior**  
 Milpitas, CA (Milpitas)

**BRACY'S CAREER HIGHS**
**Tackles:** 8, vs. Florida State (2020)  
**Forced Fumbles:** 1 (2x), MR vs. Bowling Green (2019)  
**Fumble Recoveries:** 1 (2x), MR at Duke (2019)  
**Interceptions:** N/A  
**INT Return Yards:** N/A  
**Pass Breakups:** 2 (3x), MR vs. Duke (2020)

**BRACY'S CAREER STATISTICS**

| TACKLES | g  | ua | a  | total | tfl   | pd | ff | fr | blk | qbh |
|---------|----|----|----|-------|-------|----|----|----|-----|-----|
| 2018    | 12 | 14 | 4  | 18    | 0.0-0 | 0  | 1  | 0  | 0   | 0   |
| 2019    | 12 | 25 | 9  | 34    | 0.0-0 | 7  | 1  | 2  | 0   | 0   |
| 2020    | 8  | 22 | 2  | 24    | 2.0-7 | 3  | 0  | 0  | 0   | 0   |
| 2021    | 3  | 4  | 2  | 6     | 0.0-0 | 1  | 0  | 0  | 0   | 0   |
| TOTAL   | 35 | 65 | 17 | 82    | 2.0-7 | 11 | 2  | 2  | 0   | 0   |


**19 JAY  
BRAMBLETT**
**P • 6-1 1/2, 197 lbs • Junior/Junior**  
 Tuscaloosa, AL (Hillcrest)

**BRAMBLETT'S CAREER HIGHS**
**Punts:** 10, at Michigan (2019)  
**Punt Yards:** 423, at Michigan (2019)  
**Long Punt:** 61, at Michigan (2019)  
**Rushes:** 1 (2x), MR vs. Louisville (2020)  
**Rushing Yards:** 14, vs. Duke (2020)

**BRAMBLETT'S CAREER STATISTICS**

| ALL PURPOSE | g  | rush | rcv | pr | kr | ir | total | avg/g |
|-------------|----|------|-----|----|----|----|-------|-------|
| 2019        | 13 | 0    | 0   | 0  | 0  | 0  | 0     | 0.0   |
| 2020        | 12 | 21   | 0   | 0  | 0  | 0  | 21    | 1.8   |
| 2021        | 3  | 0    | 0   | 0  | 0  | 0  | 0     | 0.0   |
| TOTAL       | 28 | 21   | 0   | 0  | 0  | 0  | 21    | 0.8   |

| PUNTING | g  | no. | yards | long | avg  |
|---------|----|-----|-------|------|------|
| 2019    | 13 | 63  | 2485  | 61   | 39.4 |
| 2020    | 12 | 43  | 1839  | 59   | 42.8 |
| 2021    | 3  | 16  | 667   | 58   | 41.7 |
| TOTAL   | 28 | 122 | 4991  | 61   | 40.9 |

| TACKLES | g  | ua | a | total | tfl   | pd | ff | fr | blk | qbh |
|---------|----|----|---|-------|-------|----|----|----|-----|-----|
| 2019    | 13 | 0  | 0 | 0     | 0.0-0 | 0  | 0  | 0  | 0   | 0   |
| 2020    | 12 | 1  | 0 | 1     | 0.0-0 | 0  | 0  | 0  | 0   | 0   |
| 2021    | 3  | 0  | 0 | 0     | 0.0-0 | 0  | 0  | 0  | 0   | 0   |
| TOTAL   | 28 | 1  | 0 | 1     | 0.0-0 | 0  | 0  | 0  | 0   | 0   |


**12 DJ BROWN**
**S • 6-0 3/8, 200 lbs • Senior/Junior**  
 Annapolis, MD (St. John's College)

**BROWN'S CAREER HIGHS**

**Tackles:** 7, vs. Purdue (2021)  
**Tackles-for-Loss:** 1, at Florida State (2021)  
**Forced Fumbles:** N/A  
**Fumble Recoveries:** N/A  
**Interceptions:** 1, vs. Purdue (2021)  
**INT Return Yards:** N/A  
**Pass Breakups:** 1 (2x), MR vs. Florida State (2020)

**BROWN'S CAREER STATISTICS**

| INTERCEPTIONS | g  | no. | yards | td | long | avg/r | avg/g |
|---------------|----|-----|-------|----|------|-------|-------|
| 2018          | 1  | 0   | 0     | 0  | 0    | 0.0   | 0.0   |
| 2019          | 9  | 0   | 0     | 0  | 0    | 0.0   | 0.0   |
| 2020          | 12 | 0   | 0     | 0  | 0    | 0.0   | 0.0   |
| 2021          | 2  | 1   | 0     | 0  | 0    | 0.0   | 0.0   |
| TOTAL         | 24 | 1   | 0     | 0  | 0    | 0.0   | 0.0   |


**12 TYLER BUECHNER**
**QB • 6-1, 215 lbs • Freshman/Freshman**  
 San Diego, CA (Helix)

**BUECHNER'S CAREER HIGHS**

**Completions:** 3 vs. Toledo (2021)  
**Attempts:** 3 vs. Toledo (2021)  
**Passing Yards:** 78, vs. Toledo (2021)  
**Longest Pass:** 55, vs. Toledo (2021)  
**Passing TDs:** 1, vs. Toledo (2021)  
**Rushes:** 7 vs. Toledo (2021)  
**Rushing Yards:** 68, vs. Toledo (2021)  
**Longest Rush:** 26, vs. Toledo (2021)

| RUSHING | g | att | yards | td | long | avg/c | avg/g |
|---------|---|-----|-------|----|------|-------|-------|
| 2021    | 2 | 10  | 92    | 0  | 26   | 9.2   | 46.0  |
| TOTAL   | 2 | 10  | 92    | 0  | 26   | 9.2   | 46.0  |

| PASSING | g | cmp-att-int | yards | td | long | pct  | avg/p | avg/g |
|---------|---|-------------|-------|----|------|------|-------|-------|
| 2021    | 2 | 3-4-0       | 78    | 1  | 55   | 75.0 | 19.5  | 39.0  |
| TOTAL   | 2 | 3-4-0       | 78    | 1  | 55   | 75.0 | 19.5  | 39.0  |



**17 JACK COAN**
**QB • 6-3 1/4, 223 lbs • Graduate Student/Senior**  
 Sayville, NY (Sayville/Wisconsin)

**COAN'S CAREER HIGHS**

**Completions:** 26 (2x), MR at Florida State (2021)  
**Attempts:** 35 (2x), MR at Florida State (2021)  
**Passing Yards:** 366, at Florida State (2021)  
**Longest Pass:** 70, at Minnesota (2019)  
**Passing TDs:** 4, at Florida State (2021)  
**Rushes:** 9 (2x), MR at Florida State (2021)  
**Rushing Yards:** 27, vs. Ohio State (2019)  
**Longest Rush:** 25, vs. Michigan (2019)  
**Rushing TDs:** 2 (2x), MR vs. Ohio State (2019)

| PASSING | g | cmp-att-int | yards | td | long | pct  | avg/p | avg/g | effic |
|---------|---|-------------|-------|----|------|------|-------|-------|-------|
| 2021    | 3 | 62-99-2     | 828   | 8  | 62   | 62.6 | 8.4   | 276.0 | 155.5 |
| TOTAL   | 3 | 62-99-2     | 828   | 8  | 62   | 62.6 | 8.4   | 276.0 | 155.5 |

| TOTAL OFFENSE | g | rush | pass | total | avg/g |
|---------------|---|------|------|-------|-------|
| 2021          | 3 | -48  | 828  | 780   | 260.0 |
| TOTAL         | 3 | -48  | 828  | 780   | 260.0 |



**56 HOWARD CROSS III**
**DL • 6-0 7/8, 275 lbs • Junior/Junior**  
 Paramus, NJ (Saint Joseph Regional)

**CROSS III'S CAREER HIGHS**

**Tackles:** 3, vs. Syracuse (2020)  
**Tackles-for-Loss:** N/A  
**Sacks:** N/A  
**Forced Fumbles:** N/A  
**Fumble Recoveries:** N/A

**CROSS III'S CAREER STATISTICS**

| TACKLES | g  | ua | a | total | tfl   | pd | ff | fr | blk | qbh |
|---------|----|----|---|-------|-------|----|----|----|-----|-----|
| 2020    | 12 | 8  | 5 | 13    | 0.0-0 | 0  | 0  | 0  | 0   | 1   |
| 2021    | 3  | 1  | 2 | 3     | 0.0-0 | 0  | 0  | 0  | 0   | 3   |
| TOTAL   | 15 | 9  | 7 | 16    | 0.0-0 | 0  | 0  | 0  | 0   | 4   |



### 3 AVERY DAVIS

**WR • 5-11, 202 lbs • Graduate Student/Senior**  
Cedar Hill, TX (Cedar Hill)

#### DAVIS' CAREER HIGHS

**Receptions:** 5 vs. Purdue (2021)  
**Receiving Yards:** 120, vs. Purdue (2021)  
**Long Reception:** 62, vs. Purdue (2021)  
**Receiving TDs:** 1 (5x), MR vs. Purdue (2021)  
**Rushes:** 9, at Wake Forest (2018)  
**Rushing Yards:** 43, at Wake Forest (2018)  
**Longest Rush:** 12, at Wake Forest (2018)  
**Rushing TDs:** N/A

#### DAVIS' CAREER STATISTICS

| RUSHING | g  | att | yards | td | long | avg/c | avg/g |
|---------|----|-----|-------|----|------|-------|-------|
| 2017    | 0  | 0   | 0     | 0  | 0    | 0.0   | 0.0   |
| 2018    | 9  | 22  | 70    | 0  | 12   | 3.2   | 7.8   |
| 2019    | 11 | 6   | 10    | 0  | 7    | 1.7   | 0.9   |
| 2020    | 12 | 3   | 57    | 0  | 29   | 19.0  | 4.8   |
| 2021    | 2  | 0   | 0     | 0  | 0    | 0.0   | 0.0   |
| TOTAL   | 34 | 31  | 137   | 0  | 29   | 4.4   | 4.0   |

| TOTAL OFFENSE | g  | rush | pass | total | avg/g |
|---------------|----|------|------|-------|-------|
| 2017          | 0  | 0    | 0    | 0     | 0.0   |
| 2018          | 9  | 70   | 0    | 70    | 7.8   |
| 2019          | 11 | 10   | 0    | 10    | 0.9   |
| 2020          | 12 | 57   | 0    | 57    | 4.8   |
| 2021          | 2  | 0    | 0    | 0     | 0.0   |
| TOTAL         | 34 | 137  | 0    | 137   | 4.0   |

| RECEIVING | g  | rec | yards | td | long | rec/g | avg/c | avg/g |
|-----------|----|-----|-------|----|------|-------|-------|-------|
| 2017      | 0  | 0   | 0     | 0  | 0    | 0.0   | 0.0   | 0.0   |
| 2018      | 9  | 5   | 30    | 0  | 9    | 0.6   | 6.0   | 3.3   |
| 2019      | 11 | 10  | 124   | 2  | 59   | 0.9   | 12.4  | 11.3  |
| 2020      | 12 | 24  | 322   | 2  | 53   | 2.0   | 13.4  | 26.8  |
| 2021      | 2  | 8   | 149   | 1  | 62   | 4.0   | 18.6  | 74.5  |
| TOTAL     | 34 | 47  | 625   | 5  | 62   | 1.4   | 13.3  | 18.4  |



### 39 JONATHAN DOERER

**K/P • 6-3, 197 lbs • Graduate Student/Senior**  
Charlotte, NCL (South Mecklenburg)


#### DOERER'S CAREER HIGHS

**Made Field Goals:** 4 (3x), MR vs. Clemson (2020)  
**Field Goal Attempts:** 5, vs. Clemson (2020)  
**Longest FG Made:** 52, vs. Southern Cal (2019)  
**PAT Made:** 7 (2x), MR vs. Navy (2019)  
**PAT Attempts:** 7 (2x), MR vs. Navy (2019)  
**Points:** 17, vs. Clemson (2020)

#### DOERER'S CAREER STATISTICS

| SCORING | g  | td | rush | rcv | ret | pat | 2pat | fg | total | avg/g |
|---------|----|----|------|-----|-----|-----|------|----|-------|-------|
| 2017    | 7  | 0  | 0    | 0   | 0   | 0   | 0    | 0  | 0     | 0.0   |
| 2018    | 10 | 0  | 0    | 0   | 0   | 5   | 0    | 1  | 8     | 0.8   |
| 2019    | 13 | 0  | 0    | 0   | 0   | 57  | 0    | 17 | 108   | 8.3   |
| 2020    | 12 | 0  | 0    | 0   | 0   | 48  | 0    | 15 | 93    | 7.8   |
| 2021    | 3  | 0  | 0    | 0   | 0   | 11  | 0    | 5  | 26    | 8.7   |
| TOTAL   | 45 | 0  | 0    | 0   | 0   | 121 | 0    | 38 | 235   | 5.2   |

| FIELD GOALS | g  | made | att | long | pct   |
|-------------|----|------|-----|------|-------|
| 2017        | 7  | 0    | 0   | 0    | 0.0   |
| 2018        | 10 | 1    | 1   | 30   | 100.0 |
| 2019        | 13 | 17   | 20  | 52   | 85.0  |
| 2020        | 12 | 15   | 23  | 51   | 65.2  |
| 2021        | 3  | 5    | 7   | 48   | 71.4  |
| TOTAL       | 45 | 38   | 51  | 52   | 74.5  |



### 20 C'BO FLEMISTER

**RB • 5-11 1/4, 201 lbs • Senior/Junior**  
Williamson, GA (Pike County)

#### FLEMISTER'S CAREER HIGHS

**Rushes:** 15, at Georgia Tech (2020)  
**Rushing Yards:** 127, vs. USF (2020)  
**Longest Rush:** 31, vs. USF (2020)  
**Rushing TDs:** 2, at Boston College (2020)  
**Receptions:** 1 (3x), MR at Boston College (2020)  
**Receiving Yards:** 27, at Boston College (2020)  
**Long Reception:** 27, at Boston College (2020)  
**Receiving TDs:** N/A

#### FLEMISTER'S CAREER STATISTICS

| RUSHING | g  | att | yards | td | long | avg/c | avg/g |
|---------|----|-----|-------|----|------|-------|-------|
| 2018    | 2  | 1   | 0     | 0  | 0    | 0.0   | 0.0   |
| 2019    | 9  | 48  | 162   | 5  | 14   | 3.4   | 18.0  |
| 2020    | 9  | 58  | 299   | 5  | 31   | 5.2   | 33.2  |
| TOTAL   | 20 | 107 | 461   | 10 | 31   | 4.3   | 23.0  |

| TOTAL OFFENSE | g  | rush | pass | total | avg/g |
|---------------|----|------|------|-------|-------|
| 2018          | 2  | 0    | 0    | 0     | 0.0   |
| 2019          | 9  | 162  | 0    | 162   | 18.0  |
| 2020          | 9  | 299  | 0    | 299   | 33.2  |
| TOTAL         | 20 | 461  | 0    | 461   | 23.0  |

| RECEIVING | g  | rec | yards | td | long | rec/g | avg/c | avg/g |
|-----------|----|-----|-------|----|------|-------|-------|-------|
| 2018      | 2  | 0   | 0     | 0  | 0    | 0.0   | 0.0   | 0.0   |
| 2019      | 9  | 1   | 13    | 0  | 13   | 0.1   | 13.0  | 1.4   |
| 2020      | 9  | 2   | 36    | 0  | 27   | 0.2   | 18.0  | 4.0   |
| TOTAL     | 20 | 3   | 49    | 0  | 27   | 0.2   | 16.3  | 2.5   |



## 7 ISAIAH FOSKEY

**DL • 6-5, 260 lbs • Junior/Sophomore**  
Antioch, CA (De La Salle)

### FOSKEY'S CAREER HIGHS

**Tackles:** 8, at Florida State (2021)  
**Tackles-for-Loss:** 2, at Florida State (2021)  
**Sacks:** 2.0 at Florida State (2021)  
**Forced Fumbles:** N/A  
**Fumble Recoveries:** N/A

### FOSKEY'S CAREER STATISTICS

| PUNT RETURNS | g         | no.      | yards     | td       | long     | avg/r       | avg/g      |
|--------------|-----------|----------|-----------|----------|----------|-------------|------------|
| 2019         | 4         | 1        | 23        | 0        | 0        | 23.0        | 5.8        |
| 2020         | 12        | 1        | 31        | 1        | 0        | 31.0        | 2.6        |
| 2021         | 3         | 0        | 0         | 0        | 0        | 0.0         | 0.0        |
| <b>TOTAL</b> | <b>19</b> | <b>2</b> | <b>54</b> | <b>1</b> | <b>0</b> | <b>27.0</b> | <b>2.8</b> |

| ALL PURPOSE  | g         | rush     | rcv      | pr        | kr       | ir       | total     | avg/g      |
|--------------|-----------|----------|----------|-----------|----------|----------|-----------|------------|
| 2019         | 4         | 0        | 0        | 23        | 0        | 0        | 23        | 5.8        |
| 2020         | 12        | 0        | 0        | 31        | 0        | 0        | 31        | 2.6        |
| 2021         | 3         | 0        | 0        | 0         | 0        | 0        | 0         | 0.0        |
| <b>TOTAL</b> | <b>19</b> | <b>0</b> | <b>0</b> | <b>54</b> | <b>0</b> | <b>0</b> | <b>54</b> | <b>2.8</b> |

| TACKLES      | g         | ua        | a         | total     | tfl           | pd       | ff       | fr       | blk      | qbh      |
|--------------|-----------|-----------|-----------|-----------|---------------|----------|----------|----------|----------|----------|
| 2019         | 4         | 1         | 4         | 5         | 0.0-0         | 0        | 0        | 0        | 1        | 1        |
| 2020         | 12        | 12        | 8         | 20        | 5.0-34        | 1        | 0        | 0        | 1        | 5        |
| 2021         | 3         | 8         | 7         | 15        | 3.5-35        | 1        | 0        | 0        | 0        | 2        |
| <b>TOTAL</b> | <b>19</b> | <b>21</b> | <b>19</b> | <b>40</b> | <b>8.5-69</b> | <b>2</b> | <b>0</b> | <b>0</b> | <b>2</b> | <b>8</b> |

| SACKS        | g         | ua       | a        | total      | yards     |
|--------------|-----------|----------|----------|------------|-----------|
| 2019         | 4         | 0        | 0        | 0.0        | 0         |
| 2020         | 12        | 4        | 1        | 4.5        | 33        |
| 2021         | 3         | 3        | 1        | 3.5        | 35        |
| <b>TOTAL</b> | <b>19</b> | <b>7</b> | <b>2</b> | <b>8.0</b> | <b>68</b> |



## 14 KYLE HAMILTON

**S • 6-4, 220 lbs • Junior/Junior**  
Atlanta, GA (Marist School)

### HAMILTON'S CAREER HIGHS

**Tackles:** 10, (2x) MR vs. Purdue (2021)  
**Tackles-for-Loss:** 2.0, (2x), MR vs. Toledo (2021)  
**Forced Fumbles:** N/A  
**Fumble Recoveries:** N/A  
**Interceptions:** 2, at Florida State (2021)  
**INT Return Yards:** 34, vs New Mexico (2019)  
**Pass Breakups:** 2, at Louisville (2019)  
**Quarterback Hurries:** 1 (2x), MR vs. Florida State (2020)

### HAMILTON'S CAREER STATISTICS

| INTERCEPTIONS | g         | no.      | yards     | td       | long      | avg/r       | avg/g      |
|---------------|-----------|----------|-----------|----------|-----------|-------------|------------|
| 2019          | 13        | 4        | 66        | 1        | 34        | 16.5        | 5.1        |
| 2020          | 11        | 1        | 14        | 0        | 14        | 14.0        | 1.3        |
| 2021          | 3         | 3        | 0         | 0        | 0         | 0.0         | 0.0        |
| <b>TOTAL</b>  | <b>27</b> | <b>8</b> | <b>80</b> | <b>1</b> | <b>34</b> | <b>10.0</b> | <b>3.0</b> |

| ALL PURPOSE  | g         | rush     | rcv      | pr       | kr       | ir        | total     | avg/g      |
|--------------|-----------|----------|----------|----------|----------|-----------|-----------|------------|
| 2019         | 13        | 0        | 0        | 0        | 0        | 66        | 66        | 5.1        |
| 2020         | 11        | 0        | 0        | 0        | 0        | 14        | 14        | 1.3        |
| 2021         | 3         | 0        | 0        | 0        | 0        | 0         | 0         | 0.0        |
| <b>TOTAL</b> | <b>27</b> | <b>0</b> | <b>0</b> | <b>0</b> | <b>0</b> | <b>80</b> | <b>80</b> | <b>3.0</b> |

| TACKLES      | g         | ua        | a         | total      | tfl           | pd        | ff       | fr       | blk      | qbh      |
|--------------|-----------|-----------|-----------|------------|---------------|-----------|----------|----------|----------|----------|
| 2019         | 13        | 27        | 14        | 41         | 1.0-1         | 10        | 0        | 0        | 0        | 0        |
| 2020         | 11        | 51        | 12        | 63         | 4.5-16        | 7         | 0        | 0        | 0        | 2        |
| 2021         | 3         | 12        | 9         | 21         | 2.0-5         | 5         | 0        | 0        | 0        | 0        |
| <b>TOTAL</b> | <b>27</b> | <b>90</b> | <b>35</b> | <b>125</b> | <b>7.5-22</b> | <b>22</b> | <b>0</b> | <b>0</b> | <b>0</b> | <b>2</b> |



## 3 HOUSTON GRIFFITH

**S • 6-0 1/4, 202 lbs • Senior/Senior**  
Chicago, IL (IMG Academy (FL))

### GRIFFITH'S CAREER HIGHS

**Tackles:** 8, at Florida State (2021)  
**Tackles-for-Loss:** 1.0, vs. USF (2020)  
**Forced Fumbles:** N/A  
**Fumble Recoveries:** N/A  
**Interceptions:** N/A  
**INT Return Yards:** N/A  
**Pass Breakups:** 1, (3x), MR at Duke (2019)  
**Quarterback Hurries:** 1, vs. Syracuse (2018)

### GRIFFITH'S CAREER STATISTICS

| TACKLES      | g         | ua        | a         | total     | tfl          | pd       | ff       | fr       | blk      | qbh      |
|--------------|-----------|-----------|-----------|-----------|--------------|----------|----------|----------|----------|----------|
| 2018         | 11        | 10        | 4         | 14        | 0.0-0        | 2        | 0        | 0        | 0        | 1        |
| 2019         | 13        | 3         | 2         | 5         | 0.0-0        | 1        | 0        | 0        | 0        | 0        |
| 2020         | 12        | 13        | 1         | 14        | 1.0-4        | 0        | 0        | 0        | 0        | 0        |
| 2021         | 2         | 6         | 5         | 11        | 0.0-0        | 0        | 0        | 0        | 0        | 1        |
| <b>TOTAL</b> | <b>38</b> | <b>32</b> | <b>12</b> | <b>44</b> | <b>1.0-4</b> | <b>3</b> | <b>0</b> | <b>0</b> | <b>0</b> | <b>2</b> |



## 5 CAM HART


**CB • 6-2 1/2, 205 lbs • Junior/Sophomore**  
Baltimore, MD (Good Counsel)

### HART'S CAREER HIGHS

**Tackles:** 7, vs. Toledo (2021)  
**Tackles-for-Loss:** 1.0, (2x) MR vs. Toledo (2021)  
**Forced Fumbles:** N/A  
**Fumble Recoveries:** N/A  
**Interceptions:** N/A  
**INT Return Yards:** N/A  
**Pass Breakups:** 2, vs. USF (2020)

### HART'S CAREER STATISTICS

| TACKLES      | g         | ua        | a         | total     | tfl          | pd       | ff       | fr       | blk      | qbh      |
|--------------|-----------|-----------|-----------|-----------|--------------|----------|----------|----------|----------|----------|
| 2019         | 3         | 0         | 0         | 0         | 0.0-0        | 0        | 0        | 0        | 0        | 0        |
| 2020         | 9         | 2         | 1         | 3         | 0.0-0        | 2        | 0        | 0        | 0        | 0        |
| 2021         | 3         | 9         | 9         | 18        | 2.0-7        | 3        | 0        | 0        | 0        | 0        |
| <b>TOTAL</b> | <b>15</b> | <b>11</b> | <b>10</b> | <b>21</b> | <b>2.0-7</b> | <b>5</b> | <b>0</b> | <b>0</b> | <b>0</b> | <b>0</b> |


**41 KURT  
HINISH**
**DL • 6-1 3/4, 300 lbs • Graduate Student/\*\*Senior**  
 Pittsburgh, PA (Central Catholic)


**HINISH'S CAREER HIGHS**
**Tackles:** 3 (6x), MR vs. North Carolina (2020)  
**Tackles-for-Loss:** 2.0 (2x), MR at Boston College (2020)  
**Sacks:** 1.5, vs. Syracuse (2018)  
**Forced Fumbles:** 1, vs. Southern Cal (2019)  
**Fumble Recoveries:** N/A

**HINISH'S CAREER STATISTICS**

| TACKLES | g  | ua | a  | total | tfl     | pd | ff | fr | blk | qbh |
|---------|----|----|----|-------|---------|----|----|----|-----|-----|
| 2017    | 12 | 1  | 7  | 8     | 0.5-1   | 0  | 0  | 0  | 0   | 1   |
| 2018    | 13 | 6  | 7  | 13    | 2.0-14  | 0  | 0  | 0  | 0   | 0   |
| 2019    | 13 | 7  | 8  | 15    | 4.5-12  | 0  | 1  | 0  | 0   | 1   |
| 2020    | 12 | 13 | 6  | 19    | 7.5-22  | 0  | 0  | 0  | 0   | 1   |
| 2021    | 3  | 2  | 3  | 5     | 1.0-3   | 0  | 0  | 0  | 0   | 0   |
| TOTAL   | 53 | 29 | 31 | 60    | 15.5-52 | 0  | 1  | 0  | 0   | 3   |

| SACKS | g  | ua | a | total | yards |
|-------|----|----|---|-------|-------|
| 2017  | 12 | 0  | 0 | 0.0   | 0     |
| 2018  | 13 | 1  | 1 | 1.5   | 12    |
| 2019  | 13 | 1  | 2 | 2.0   | 9     |
| 2020  | 12 | 2  | 0 | 2.0   | 6     |
| 2021  | 3  | 1  | 0 | 1.0   | 3     |
| TOTAL | 53 | 5  | 3 | 6.5   | 30    |


**24 JACK  
KISER**
**LB • 6-1 5/8, 222 lbs • Junior/Sophomore**  
 Royal Center, IN (Pioneer)

**KISER'S CAREER HIGHS**
**Tackles:** 8, vs. USF (2020)  
**Tackles-for-Loss:** 2.0, vs. USF (2020)  
**Sacks:** N/A  
**Forced Fumbles:** N/A  
**Fumble Recoveries:** N/A  
**Interceptions:** 1, at Boston College (2020)  
**INT Return Yards:** 2, at Boston College (2020)

**KISER'S CAREER S**

| INTERCEPTIONS | g  | no. | yards | td | long | avg/r | avg/g |
|---------------|----|-----|-------|----|------|-------|-------|
| 2019          | 4  | 0   | 0     | 0  | 0    | 0.0   | 0.0   |
| 2020          | 11 | 1   | 2     | 0  | 2    | 2.0   | 0.2   |
| 2021          | 3  | 0   | 0     | 0  | 0    | 0.0   | 0.0   |
| TOTAL         | 18 | 1   | 2     | 0  | 2    | 2.0   | 0.1   |

| ALL PURPOSE | g  | rush | rcv | pr | kr | ir | total | avg/g |
|-------------|----|------|-----|----|----|----|-------|-------|
| 2019        | 4  | 0    | 0   | 0  | 0  | 0  | 0     | 0.0   |
| 2020        | 11 | 0    | 0   | 0  | 0  | 2  | 2     | 0.2   |
| 2021        | 3  | 0    | 0   | 0  | 0  | 0  | 0     | 0.0   |
| TOTAL       | 18 | 0    | 0   | 0  | 0  | 2  | 2     | 0.1   |

| TACKLES | g  | ua | a  | total | tfl   | pd | ff | fr | blk | qbh |
|---------|----|----|----|-------|-------|----|----|----|-----|-----|
| 2019    | 4  | 0  | 0  | 0     | 0.0-0 | 0  | 0  | 0  | 0   | 0   |
| 2020    | 11 | 16 | 4  | 20    | 3.0-5 | 1  | 0  | 0  | 0   | 1   |
| 2021    | 3  | 3  | 7  | 10    | 0.0-0 | 2  | 0  | 0  | 0   | 1   |
| TOTAL   | 18 | 19 | 11 | 30    | 3.0-5 | 3  | 0  | 0  | 0   | 2   |


**54 JACOB  
LACEY**
**DL • 6-1 5/8, 275 lbs • Junior/Junior**  
 Bowling Green, KY (South Warren)

**LACEY'S CAREER HIGHS**
**Tackles:** 4, vs. Navy (2019)  
**Tackles-for-Loss:** 1.5, vs. Virginia (2019)  
**Sacks:** 0.5, vs. Virginia (2019)  
**Forced Fumbles:** N/A  
**Fumble Recoveries:** N/A

**LACEY'S CAREER STATISTICS**

| TACKLES | g  | ua | a  | total | tfl   | pd | ff | fr | blk | qbh |
|---------|----|----|----|-------|-------|----|----|----|-----|-----|
| 2019    | 11 | 7  | 7  | 14    | 1.5-3 | 0  | 0  | 0  | 0   | 1   |
| 2020    | 11 | 1  | 3  | 4     | 1.0-2 | 1  | 0  | 0  | 0   | 0   |
| 2021    | 3  | 2  | 0  | 2     | 0.0-0 | 0  | 0  | 0  | 0   | 0   |
| TOTAL   | 25 | 10 | 10 | 20    | 2.5-5 | 1  | 0  | 0  | 0   | 1   |

| SACKS | g  | ua | a | total | yards |
|-------|----|----|---|-------|-------|
| 2019  | 11 | 0  | 1 | 0.5   | 2     |
| 2020  | 11 | 0  | 0 | 0.0   | 0     |
| 2021  | 3  | 0  | 0 | 0.0   | 0     |
| TOTAL | 25 | 0  | 1 | 0.5   | 2     |


**0 BRADEN  
LENZY**
**WR • 5-11 3/8, 182 lbs • Senior/Junior**  
 Tigard, OR (Tigard Senior)

**LENZY'S CAREER HIGHS**
**Receptions:** 3 (3x), MR vs. Purdue (2021)  
**Receiving Yards:** 87, vs. Navy (2019)  
**Long Reception:** 70, vs. Navy (2019)  
**Receiving TDs:** 2 (2x), MR vs. Navy (2019)  
**Rushes:** 4, at Stanford (2019)  
**Rushing Yards:** 61, vs. Boston College (2019)  
**Long Rush:** 61, vs. Boston College (2019)  
**Rushing TDs:** 1 (2x), MR vs. Boston College (2019)

**LENZY'S CAREER STATISTICS**

| RUSHING | g  | att | yards | td | long | avg/c | avg/g |
|---------|----|-----|-------|----|------|-------|-------|
| 2018    | 0  | 0   | 0     | 0  | 0    | 0.0   | 0.0   |
| 2019    | 9  | 13  | 200   | 2  | 61   | 15.4  | 22.2  |
| 2020    | 7  | 3   | 8     | 0  | 3    | 2.7   | 1.1   |
| 2021    | 3  | 0   | 0     | 0  | 0    | 0.0   | 0.0   |
| TOTAL   | 19 | 16  | 208   | 2  | 61   | 13.0  | 10.9  |

| TOTAL OFFENSE | g  | rush | pass | total | avg/g |
|---------------|----|------|------|-------|-------|
| 2018          | 0  | 0    | 0    | 0     | 0.0   |
| 2019          | 9  | 200  | 0    | 200   | 22.2  |
| 2020          | 7  | 8    | 0    | 8     | 1.1   |
| 2021          | 3  | 0    | 0    | 0     | 0.0   |
| TOTAL         | 19 | 208  | 0    | 208   | 10.9  |

| RECEIVING | g  | rec | yards | td | long | rec/g | avg/c | avg/g |
|-----------|----|-----|-------|----|------|-------|-------|-------|
| 2018      | 0  | 0   | 0     | 0  | 0    | 0.0   | 0.0   | 0.0   |
| 2019      | 9  | 11  | 254   | 2  | 70   | 1.2   | 23.1  | 28.2  |
| 2020      | 7  | 7   | 63    | 1  | 22   | 1.0   | 9.0   | 9.0   |
| 2021      | 3  | 7   | 93    | 0  | 24   | 2.3   | 13.3  | 31.0  |
| TOTAL     | 19 | 25  | 410   | 3  | 70   | 1.3   | 16.4  | 21.6  |





## 6 CLARENCE LEWIS

**CB • 5-11 1/2, 198 lbs • Sophomore/Sophomore**  
Edison, NJ (Mater Dei)

### LEWIS' CAREER HIGHS

**Tackles:** 12, vs. Syracuse (2020)  
**Tackles-for-Loss:** 1.0, vs. USF (2020)  
**Forced Fumbles:** 1, vs. Syracuse (2020)  
**Fumble Recoveries:** N/A  
**Interceptions:** 1, at Florida State (2021)  
**INT Return Yards:** 4, at Florida State (2021)  
**Pass Breakups:** 3, vs. USF (2020)

### LEWIS' CAREER STATISTICS

| ALL PURPOSE | g  | rush | rcv | pr | kr | ir | total | avg/g |
|-------------|----|------|-----|----|----|----|-------|-------|
| 2020        | 12 | 0    | 0   | 0  | 0  | 0  | 0     | 0.0   |
| 2021        | 3  | 0    | 0   | 0  | 0  | 0  | 0     | 0.0   |
| TOTAL       | 15 | 0    | 0   | 0  | 0  | 0  | 0     | 0.0   |

| TACKLES | g  | ua | a | total | tfl   | pd | ff | fr | blk | qbh |
|---------|----|----|---|-------|-------|----|----|----|-----|-----|
| 2020    | 12 | 29 | 4 | 33    | 1.0-3 | 7  | 1  | 0  | 0   | 0   |
| 2021    | 3  | 5  | 0 | 5     | 0.0-0 | 2  | 0  | 0  | 0   | 0   |
| TOTAL   | 15 | 34 | 4 | 38    | 1.0-3 | 9  | 1  | 0  | 0   | 0   |



## 8 MARIST LIUFAU

**LB • 6-2 1/4, 229 lbs • Junior/Sophomore**  
Kalihi, HI (Punahou)

### LIUFAU'S CAREER HIGHS

**Tackles:** 6, vs. Clemson (ACCCG) (2020)  
**Tackles-for-Loss:** 0.5, at North Carolina (2020)  
**Sacks:** 0.5, at North Carolina (2020)  
**Forced Fumbles:** N/A  
**Fumble Recoveries:** 1, vs. Syracuse (2020)

### LIUFAU'S CAREER STATISTICS

| TACKLES | g  | ua | a  | total | tfl   | pd | ff | fr | blk | qbh |
|---------|----|----|----|-------|-------|----|----|----|-----|-----|
| 2019    | 4  | 0  | 0  | 0     | 0.0-0 | 0  | 0  | 0  | 0   | 0   |
| 2020    | 10 | 10 | 12 | 22    | 1.5-2 | 0  | 0  | 1  | 0   | 1   |
| TOTAL   | 14 | 10 | 12 | 22    | 1.5-2 | 0  | 0  | 1  | 0   | 1   |

| SACKS | g  | ua | a | total | yards |
|-------|----|----|---|-------|-------|
| 2019  | 4  | 0  | 0 | 0.0   | 0     |
| 2020  | 10 | 0  | 1 | 0.5   | 1     |
| TOTAL | 14 | 0  | 1 | 0.5   | 1     |



## 87 MICHAEL MAYER


**TE • 6-4 1/2, 251 lbs • Sophomore/Sophomore**  
Independance, KY (Covington Catholic)

### MAYER'S CAREER HIGHS

**Receptions:** 9, at Florida State (2021)  
**Receiving Yards:** 120, at Florida State (2021)  
**Long Reception:** 41, at Florida State (2021)  
**Receiving TDs:** 2 vs. Toledo (2021)

### MAYER'S CAREER STATISTICS

| RECEIVING | g  | rec | yards | td | long | rec/g | avg/c | avg/g |
|-----------|----|-----|-------|----|------|-------|-------|-------|
| 2020      | 12 | 42  | 450   | 2  | 29   | 3.5   | 10.7  | 37.5  |
| 2021      | 3  | 17  | 206   | 3  | 41   | 5.7   | 12.1  | 68.7  |
| TOTAL     | 15 | 59  | 656   | 5  | 41   | 3.9   | 11.1  | 43.7  |



## 99 RYLIE MILLS

**DL • 6-5 1/8, 283 lbs • Sophomore/Sophomore**  
Lake Bluff, IL (Lake Forest)

### MILLS' CAREER HIGHS

**Tackles:** 2 (2x), MR at North Carolina (2020)  
**Tackles-for-Loss:** 1.0 (2x), MR at Florida State (2021)  
**Sacks:** 1.0, at Florida State (2021)  
**Forced Fumbles:** N/A  
**Fumble Recoveries:** N/A

### MILLS' CAREER STATISTICS

| TACKLES | g  | ua | a | total | tfl    | pd | ff | fr | blk | qbh |
|---------|----|----|---|-------|--------|----|----|----|-----|-----|
| 2020    | 9  | 2  | 5 | 7     | 2.0-8  | 0  | 0  | 0  | 0   | 0   |
| 2021    | 2  | 1  | 0 | 1     | 1.0-5  | 0  | 0  | 0  | 0   | 0   |
| TOTAL   | 11 | 3  | 5 | 8     | 3.0-13 | 0  | 0  | 0  | 0   | 0   |

| SACKS | g  | ua | a | total | yards |
|-------|----|----|---|-------|-------|
| 2020  | 9  | 0  | 1 | 0.5   | 4     |
| 2021  | 2  | 1  | 0 | 1.0   | 5     |
| TOTAL | 11 | 1  | 1 | 1.5   | 9     |



## 10 ISAAH PRYOR

**LB • 6-1 1/2, 217 lbs • Graduate Student/Senior**  
Lawrenceville, GA (Archer/Ohio State)

### PRYOR'S CAREER HIGHS

**Tackles:** 7, vs. Purdue (2021)  
**Tackles-for-Loss:** 1.0, at Pitt (2020)  
**Sacks:** 1.0, (4x), MR at Florida State (2021)  
**Forced Fumbles:** 1, at Pitt (2020)  
**Fumble Recoveries:** N/A  
**Interceptions:** 1, at Florida State (2021)  
**INT Return Yards:** N/A  
**Pass Breakups:** N/A

### PRYOR'S CAREER STATISTICS

| TACKLES | g  | ua | a | total | tfl   | pd | ff | fr | blk | qbh |
|---------|----|----|---|-------|-------|----|----|----|-----|-----|
| 2020    | 12 | 8  | 0 | 8     | 1.0-7 | 0  | 1  | 0  | 0   | 1   |
| 2021    | 3  | 7  | 6 | 13    | 1.0-2 | 0  | 0  | 0  | 0   | 2   |
| TOTAL   | 15 | 15 | 6 | 21    | 2.0-9 | 0  | 1  | 0  | 0   | 3   |

| SACKS | g  | ua | a | total | yards |
|-------|----|----|---|-------|-------|
| 2020  | 12 | 1  | 0 | 1.0   | 7     |
| 2021  | 3  | 0  | 0 | 0.0   | 0     |
| TOTAL | 15 | 1  | 0 | 1.0   | 7     |



## 10 DREW PYNE

**QB • 5-11 1/2, 200 lbs • Sophomore/Freshman**  
New Canaan, CT (New Canaan)


### PYNE'S CAREER HIGHS

**Completions:** 1 (2x), MR vs. Alabama (2021)  
**Attempts:** 2, vs. USF (2020)  
**Passing Yards:** 7, vs. Alabama (2021)  
**Longest Pass:** 7, vs. Alabama (2021)  
**Passing TDs:** N/A  
**Rushes:** 1, vs. South Florida (2020)  
**Rushing Yards:** 4, vs. USF (2020)  
**Longest Rush:** 4, vs. USF (2020)  
**Rushing TDs:** N/A

### PYNE'S CAREER STATISTICS

| RUSHING | g | att | yards | td | long | avg/c | avg/g |
|---------|---|-----|-------|----|------|-------|-------|
| 2020    | 4 | 1   | 4     | 0  | 4    | 4.0   | 1.0   |
| TOTAL   | 4 | 1   | 4     | 0  | 4    | 4.0   | 1.0   |

| PASSING | g | cmp-att-int | yards | td | long | pct  | avg/p | avg/g | effic |
|---------|---|-------------|-------|----|------|------|-------|-------|-------|
| 2020    | 4 | 2-3-0       | 12    | 0  | 7    | 66.7 | 4.0   | 3.0   | 100.3 |
| TOTAL   | 4 | 2-3-0       | 12    | 0  | 7    | 66.7 | 4.0   | 3.0   | 100.3 |



## 29 MATT SALERNO

**WR • 6-0 5/8, 196 lbs • Senior/Junior**  
Valencia, CA (Crespi Carmelite)

### SALERNO'S CAREER HIGHS

**Punt Returns:** 2 (3x), MR vs. Syracuse (2020)  
**Punt Return Yards:** 12 (2x), MR vs. Syracuse (2020)  
**Punt Return TDs:** N/A  
**Long Return:** 13, vs. Syracuse (2020)

### SALERNO'S CAREER STATISTICS

| PUNT RETURNS | g  | no. | yards | td | long | avg/r | avg/g |
|--------------|----|-----|-------|----|------|-------|-------|
| 2019         | 1  | 0   | 0     | 0  | 0    | 0.0   | 0.0   |
| 2020         | 11 | 10  | 45    | 0  | 13   | 4.5   | 4.1   |
| 2021         | 3  | 0   | 0     | 0  | 0    | 0.0   | 0.0   |
| TOTAL        | 15 | 10  | 45    | 0  | 13   | 4.5   | 3.0   |



## 33 SHAYNE SIMON

**LB • 6-2 3/4, 233 lbs • Senior/Senior**  
West Orange, NJ (St. Peter's Prep)

### SIMON'S CAREER HIGHS

**Tackles:** 4 (2x), MR vs. Clemson (2020)  
**Tackles-for-Loss:** 1.5 vs. Bowling Green (2019)  
**Sacks:** N/A  
**Forced Fumbles:** N/A  
**Fumble Recoveries:** N/A  
**Quarterback Hurries:** 1 (2x), MR at Pitt (2020)

### SIMON'S CAREER STATISTICS

| TACKLES | g  | ua | a  | total | tfl   | pd | ff | fr | blk | qbh |
|---------|----|----|----|-------|-------|----|----|----|-----|-----|
| 2018    | 9  | 2  | 2  | 4     | 0.5-2 | 1  | 0  | 0  | 0   | 0   |
| 2019    | 11 | 2  | 7  | 9     | 1.5-2 | 0  | 0  | 0  | 0   | 1   |
| 2020    | 11 | 9  | 5  | 14    | 1.0-1 | 4  | 0  | 0  | 0   | 1   |
| 2021    | 1  | 0  | 0  | 0     | 0.0-0 | 0  | 0  | 0  | 0   | 0   |
| TOTAL   | 32 | 13 | 14 | 27    | 3.0-5 | 5  | 0  | 0  | 0   | 2   |



## 95 MYRON TAGOVAILOA-AMOSA

**DL • 6-2 1/2, 268 lbs • Graduate Student/Senior**  
Ewa Beach, HI (Kapole)

### TAGOVAILOA-AMOSA'S CAREER HIGHS

**Tackles:** 5 vs. Purdue (2021)  
**Tackles-for-Loss:** 2.0 vs. Toledo (2021)  
**Sacks:** 2.0 vs. Toledo (2021)  
**Forced Fumbles:** 1, (2x) vs. Syracuse (2020)  
**Fumble Recoveries:** 1 (3x), MR vs. Syracuse (2020)

### TAGOVAILOA-AMOSA'S CAREER STATISTICS

| TACKLES | g  | ua | a  | total | tfl     | pd | ff | fr | blk | qbh |
|---------|----|----|----|-------|---------|----|----|----|-----|-----|
| 2017    | 13 | 7  | 5  | 12    | 1.5-6   | 0  | 0  | 0  | 0   | 0   |
| 2018    | 2  | 0  | 2  | 2     | 0.5-1   | 0  | 0  | 0  | 0   | 0   |
| 2019    | 12 | 13 | 9  | 22    | 2.5-5   | 1  | 0  | 1  | 0   | 6   |
| 2020    | 11 | 11 | 6  | 17    | 6.0-21  | 0  | 1  | 2  | 0   | 2   |
| 2021    | 3  | 4  | 4  | 8     | 2.5-12  | 0  | 1  | 0  | 0   | 3   |
| TOTAL   | 41 | 35 | 26 | 61    | 13.0-45 | 1  | 2  | 3  | 0   | 11  |

| SACKS | g  | ua | a | total | yards |
|-------|----|----|---|-------|-------|
| 2017  | 13 | 0  | 0 | 0.0   | 0     |
| 2018  | 2  | 0  | 0 | 0.0   | 0     |
| 2019  | 12 | 0  | 1 | 0.5   | 1     |
| 2020  | 11 | 2  | 1 | 2.5   | 10    |
| 2021  | 3  | 2  | 1 | 2.5   | 10    |
| TOTAL | 41 | 4  | 3 | 5.5   | 21    |



## 85 GEORGE TAKACS

**TE • 6-6, 247 lbs • Senior/Junior**  
Naples, FL (Gulf Coast)

### TAKACS' CAREER HIGHS

**Receptions:** 1 (4x), MR at North Carolina (2020)  
**Receiving Yards:** 13, at North Carolina (2020)  
**Long Reception:** 13, at North Carolina (2020)  
**Receiving TDs:** 1, at Duke (2019)

### TAKACS' CAREER STATISTICS

| RECEIVING | g  | rec | yards | td | long | rec/g | avg/c | avg/g |
|-----------|----|-----|-------|----|------|-------|-------|-------|
| 2019      | 6  | 2   | 12    | 1  | 10   | 0.3   | 6.0   | 2.0   |
| 2020      | 10 | 3   | 30    | 0  | 13   | 0.3   | 10.0  | 3.0   |
| 2021      | 2  | 0   | 0     | 0  | 0    | 0.0   | 0.0   | 0.0   |
| TOTAL     | 18 | 5   | 42    | 1  | 13   | 0.3   | 8.4   | 2.3   |



## 25 CHRIS TYREE

**RB • 5-9 1/2, 190 lbs • Sophomore/Sophomore**  
Chester, VA (Thomas Dale)

### TYREE'S CAREER HIGHS

**Rushes:** 17, at Boston College (2020)  
**Rushing Yards:** 109, vs. Syracuse (2020)  
**Longest Rush:** 94, vs. Syracuse (2020)  
**Rushing TDs:** 1 (5x), MR at Florida State (2021)  
**Receptions:** 4, (2x), MR vs. Purdue (2021)  
**Receiving Yards:** 63, vs. Toledo (2021)  
**Long Reception:** 55, vs. Toledo (2021)  
**Receiving TDs:** 1, vs. Toledo (2021)  
**Kickoff Returns:** 4 (2x), MR at Boston College (2020)  
**Kickoff Return Yards:** 90, vs. Duke (2020)  
**Kickoff Return TDs:** N/A

### TYREE'S CAREER STATISTICS

| RUSHING | g  | att | yards | td | long | avg/c | avg/g |
|---------|----|-----|-------|----|------|-------|-------|
| 2020    | 12 | 73  | 496   | 4  | 94   | 6.8   | 41.3  |
| 2021    | 3  | 25  | 72    | 1  | 12   | 2.9   | 24.0  |
| TOTAL   | 15 | 98  | 568   | 5  | 94   | 5.8   | 37.9  |

| TOTAL OFFENSE | g  | rush | pass | total | avg/g |
|---------------|----|------|------|-------|-------|
| 2020          | 12 | 496  | 0    | 496   | 41.3  |
| 2021          | 3  | 72   | 0    | 72    | 24.0  |
| TOTAL         | 15 | 568  | 0    | 568   | 37.9  |

| RECEIVING | g  | rec | yards | td | long | rec/g | avg/c | avg/g |
|-----------|----|-----|-------|----|------|-------|-------|-------|
| 2020      | 12 | 8   | 65    | 0  | 27   | 0.7   | 8.1   | 5.4   |
| 2021      | 3  | 10  | 103   | 1  | 55   | 3.3   | 10.3  | 34.3  |
| TOTAL     | 15 | 18  | 168   | 1  | 55   | 1.2   | 9.3   | 11.2  |

| SCORING | g  | td | rush | rcv | ret | pat | 2pat | fg | total | avg/g |
|---------|----|----|------|-----|-----|-----|------|----|-------|-------|
| 2020    | 12 | 4  | 4    | 0   | 0   | 0   | 0    | 0  | 24    | 2.0   |
| 2021    | 3  | 2  | 1    | 1   | 0   | 0   | 0    | 0  | 12    | 4.0   |
| TOTAL   | 15 | 6  | 5    | 1   | 0   | 0   | 0    | 0  | 36    | 2.4   |

| KICK RETURNS | g  | no. | yards | td | long | avg/r | avg/g |
|--------------|----|-----|-------|----|------|-------|-------|
| 2020         | 12 | 22  | 456   | 0  | 38   | 20.7  | 38.0  |
| 2021         | 3  | 1   | 19    | 0  | 19   | 19.0  | 6.3   |
| TOTAL        | 15 | 23  | 475   | 0  | 38   | 20.7  | 31.7  |



## 40 DREW WHITE

**LB • 6-0 1/4, 228 lbs • Graduate Student/Senior**  
Boca Raton, FL (St. Thomas Aquinas)

### WHITE'S CAREER HIGHS

**Tackles:** 11, vs. Michigan (2019)  
**Tackle-for-Loss:** 2.0 (3x), MR at North Carolina (2020)  
**Sacks:** 1.0 (3x), MR vs. Clemson (ACCCG) (2020)  
**Forced Fumbles:** N/A  
**Fumble Recoveries:** 1 (2x), MR vs. Boston College (2019)

### WHITE'S CAREER STATISTICS

| TACKLES      | g         | ua        | a         | total      | tfl            | pd       | ff       | fr       | blk      | qbh      |
|--------------|-----------|-----------|-----------|------------|----------------|----------|----------|----------|----------|----------|
| 2017         | 0         | 0         | 0         | 0          | 0.0-0          | 0        | 0        | 0        | 0        | 0        |
| 2018         | 4         | 2         | 6         | 8          | 0.0-0          | 0        | 0        | 0        | 0        | 0        |
| 2019         | 13        | 48        | 32        | 80         | 8.0-17         | 1        | 0        | 2        | 0        | 2        |
| 2020         | 12        | 30        | 27        | 57         | 9.0-27         | 2        | 0        | 0        | 0        | 2        |
| 2021         | 3         | 6         | 7         | 13         | 0.0-0          | 1        | 0        | 0        | 0        | 0        |
| <b>TOTAL</b> | <b>32</b> | <b>86</b> | <b>72</b> | <b>158</b> | <b>17.0-44</b> | <b>4</b> | <b>0</b> | <b>2</b> | <b>0</b> | <b>4</b> |

| SACKS        | g         | ua       | a        | total      | yards     |
|--------------|-----------|----------|----------|------------|-----------|
| 2017         | 0         | 0        | 0        | 0.0        | 0         |
| 2018         | 4         | 0        | 0        | 0.0        | 0         |
| 2019         | 13        | 2        | 0        | 2.0        | 3         |
| 2020         | 12        | 1        | 1        | 1.5        | 9         |
| 2021         | 3         | 0        | 0        | 0.0        | 0         |
| <b>TOTAL</b> | <b>32</b> | <b>3</b> | <b>1</b> | <b>3.5</b> | <b>12</b> |



## 5 JOE WILKINS JR.

**WR • 6-1 1/2, 195 lbs • Senior/Junior**  
North Fort Myers, FL (North Fort Myers)

### WILKINS JR'S CAREER HIGHS

**Receptions:** 4, vs. Duke (2020)  
**Receiving Yards:** 39, vs. Duke (2020)  
**Long Reception:** 23, at Florida State (2021)  
**Receiving TDs:** 1 (2x), MR at Florida State (2021)

### WILKINS JR'S CAREER STATISTICS

| RECEIVING    | g         | rec      | yards      | td       | long      | rec/g      | avg/c       | avg/g      |
|--------------|-----------|----------|------------|----------|-----------|------------|-------------|------------|
| 2018         | 2         | 0        | 0          | 0        | 0         | 0.0        | 0.0         | 0.0        |
| 2019         | 5         | 0        | 0          | 0        | 0         | 0.0        | 0.0         | 0.0        |
| 2020         | 11        | 7        | 63         | 1        | 15        | 0.6        | 9.0         | 5.7        |
| 2021         | 3         | 2        | 37         | 1        | 23        | 0.7        | 18.5        | 12.3       |
| <b>TOTAL</b> | <b>21</b> | <b>9</b> | <b>100</b> | <b>2</b> | <b>23</b> | <b>0.4</b> | <b>11.1</b> | <b>4.8</b> |



## 23 KYREN WILLIAMS

**RB • 5-9, 199 lbs • Junior/Sophomore**  
St. Louis, MO (St. John Vianney)

### WILLIAMS' CAREER HIGHS

**Rushes:** 25, vs. Louisville (2020)  
**Rushing Yards:** 185, vs. Florida State (2020)  
**Longest Rush:** 65, vs. Florida State (2020)  
**Rushing TDs:** 3, vs. Clemson (2020)  
**Receptions:** 8, vs. Alabama (2021)  
**Receiving Yards:** 93, vs. Duke (2020)  
**Long Reception:** 75, vs. Duke (2020)  
**Receiving TDs:** 1 (3x), MR vs. Purdue (2021)  
**Long Punt Return:** 23, vs. Purdue (2021)

### WILLIAMS' CAREER STATISTICS

| RUSHING      | g         | att        | yards       | td        | long      | avg/c      | avg/g       |
|--------------|-----------|------------|-------------|-----------|-----------|------------|-------------|
| 2019         | 4         | 4          | 26          | 0         | 14        | 6.5        | 6.5         |
| 2020         | 12        | 211        | 1125        | 13        | 65        | 5.3        | 93.8        |
| 2021         | 3         | 46         | 211         | 2         | 51        | 4.6        | 70.3        |
| <b>TOTAL</b> | <b>19</b> | <b>261</b> | <b>1362</b> | <b>15</b> | <b>65</b> | <b>5.2</b> | <b>71.7</b> |

| TOTAL OFFENSE | g         | rush        | pass     | total       | avg/g       |
|---------------|-----------|-------------|----------|-------------|-------------|
| 2019          | 4         | 26          | 0        | 26          | 6.5         |
| 2020          | 12        | 1125        | 0        | 1125        | 93.8        |
| 2021          | 3         | 211         | 0        | 211         | 70.3        |
| <b>TOTAL</b>  | <b>19</b> | <b>1362</b> | <b>0</b> | <b>1362</b> | <b>71.7</b> |

| RECEIVING    | g         | rec       | yards      | td       | long      | rec/g      | avg/c       | avg/g       |
|--------------|-----------|-----------|------------|----------|-----------|------------|-------------|-------------|
| 2019         | 4         | 1         | 3          | 0        | 3         | 0.2        | 3.0         | 0.8         |
| 2020         | 12        | 35        | 313        | 1        | 75        | 2.9        | 8.9         | 26.1        |
| 2021         | 3         | 11        | 155        | 2        | 55        | 3.7        | 14.1        | 51.7        |
| <b>TOTAL</b> | <b>19</b> | <b>47</b> | <b>471</b> | <b>3</b> | <b>75</b> | <b>2.5</b> | <b>10.0</b> | <b>24.8</b> |

| SCORING      | g         | td        | rush      | rcv      | ret      | pat      | 2pat     | fg       | total      | avg/g      |
|--------------|-----------|-----------|-----------|----------|----------|----------|----------|----------|------------|------------|
| 2019         | 4         | 0         | 0         | 0        | 0        | 0        | 0        | 0        | 0          | 0.0        |
| 2020         | 12        | 14        | 13        | 1        | 0        | 0        | 0        | 0        | 84         | 7.0        |
| 2021         | 3         | 4         | 2         | 2        | 0        | 0        | 1        | 0        | 26         | 8.7        |
| <b>TOTAL</b> | <b>19</b> | <b>18</b> | <b>15</b> | <b>3</b> | <b>0</b> | <b>0</b> | <b>1</b> | <b>0</b> | <b>110</b> | <b>5.8</b> |

| PUNT RETURNS | g         | no.      | yards     | td       | long      | avg/r       | avg/g      |
|--------------|-----------|----------|-----------|----------|-----------|-------------|------------|
| 2019         | 4         | 0        | 0         | 0        | 0         | 0.0         | 0.0        |
| 2020         | 12        | 0        | 0         | 0        | 0         | 0.0         | 0.0        |
| 2021         | 3         | 3        | 34        | 0        | 23        | 11.3        | 11.3       |
| <b>TOTAL</b> | <b>19</b> | <b>3</b> | <b>34</b> | <b>0</b> | <b>23</b> | <b>11.3</b> | <b>1.8</b> |

| KICK RETURNS | g         | no.      | yards     | td       | long      | avg/r       | avg/g      |
|--------------|-----------|----------|-----------|----------|-----------|-------------|------------|
| 2019         | 4         | 2        | 35        | 0        | 19        | 17.5        | 8.8        |
| 2020         | 12        | 0        | 0         | 0        | 0         | 0.0         | 0.0        |
| 2021         | 3         | 0        | 0         | 0        | 0         | 0.0         | 0.0        |
| <b>TOTAL</b> | <b>19</b> | <b>2</b> | <b>35</b> | <b>0</b> | <b>19</b> | <b>17.5</b> | <b>1.8</b> |