



# NOTRE DAME FOOTBALL

## GAME FIVE

#7/#8 CINCINNATI (3-0, 0-0 AAC) VS. #9/#7 NOTRE DAME (4-0)

### THE COACHES

	Head Coach	At School	Overall	vs. Opponent
UC	Luke Fickell	38-14 (Fifth year)	44-21 (Sixth year)	0-0
ND	Brian Kelly	106-39 (12th year)*	277-96-2 (31st year)*	0-0

\*Includes 20 regular-season wins and two postseason appearances vacated under discretionary NCAA penalty

### BY THE NUMBERS

<b>1</b>	Notre Dame is currently ranked tied for first nationally with nine interceptions to begin the 2021 season.
<b>3</b>	The Irish have started the season 4-0 for the third time in the last four seasons. Under Kelly, the Irish have gone 4-0 to start the season six times during his 12 years at Notre Dame.
<b>4</b>	Notre Dame collected four interceptions in the win over Wisconsin, marking its most interceptions in a game since the Pinstripe Bowl in 2013 when they had four against Rutgers.
<b>4</b>	Since the start of 2018, Notre Dame is 37-5 (.881). That rate ranks fourth among all teams who have made an appearance in the College Football Playoff since its inception in 2014. Among those teams, Notre Dame is one of just four teams that have totaled five or fewer losses (Clemson, Alabama, Ohio State) since the start of 2018.
<b>14</b>	Notre Dame has totaled 14 sacks over the first four games of the season. It is the most sacks to start a season since 2012, when the Irish also had 14 sacks through the first four games.
<b>24</b>	The Irish have won 24-straight games when they have scored 40 or more points. Notre Dame is 38-2 all-time under Brian Kelly when they score at least 40 points.
<b>42</b>	JD Bertrand has totaled 42 tackles through the first four games of the season. That ranks 11th nationally and is the most by an Irish player through the first four games of a season since Manti Te'o had 54 in the first four games of the 2010 season.
<b>106<sup>^</sup></b>	Head coach Brian Kelly surpassed Knute Rockne for most wins all-time at Notre Dame with 106 after the 41-13 win over #18/#15 Wisconsin.
<b>375<sup>^</sup></b>	Career games coached by Brian Kelly, second among active NCAA coaches to Mack Brown (North Carolina).
<b>1900</b>	The only time Notre Dame and Cincinnati previously met on the gridiron was Oct. 20, 1900 in South Bend. The Irish won the game 58-0 to improve to 4-0 in the season.
<b>2005</b>	The last time Notre Dame had an offensive, defensive and special teams touchdown in the same game was 2005 against Tennessee. Brady Quinn threw for a touchdown and Tom Zbikowski returned a punt for a touchdown and had a pick six.

### GAME INFORMATION

	Saturday, October 2 2:30 p.m. ET	Notre Dame Stadium South Bend, IN Capacity: 77,622 (Turf)
	NBC	Mike Tirico (play-by-play) Drew Brees (analyst) Kathryn Tappen (sideline)
	Notre Dame Radio Network SiriusXM (Channel 129) 101.5 FM & 960 AM (South Bend)	Paul Burmeister (play-by-play) Ryan Harris (analyst)

### THE SERIES

**Notre Dame leads, 1-0**

**Last meeting:** Notre Dame 58, Cincinnati 0 (10.20.1900)

### 2021 SCHEDULE (4-0)

Date	ND Rk	Opp Rk	Opponent	Location	TV	Time/Score
Sep. 5	9/7	NR/RV	at Florida State	Tallahassee, FL	ABC	W, 41-38 (OT)
Sep. 11	8/7		Toledo	Notre Dame, IN	PCK	W, 32-29
Sep. 18	12/10		Purdue	Notre Dame, IN	NBC	W, 27-13
Sep. 25	12/10	18/15	vs. Wisconsin	Chicago, IL	FOX	W, 41-13
Oct. 2	9/7	7/8	vs. Cincinnati	Notre Dame, IN	NBC	2:30 p.m.
Oct. 9		RV/RV	at Virginia Tech	Blacksburg, VA	ACCN	7:30 p.m.
Oct. 23			Southern Cal	Notre Dame, IN	NBC	7:30 p.m.
Oct. 30		RV/RV	North Carolina	Notre Dame, IN	NBC	7:30 p.m.
Nov. 6			Navy	Notre Dame, IN	NBC	3:30 p.m.
Nov. 13			at Virginia	Charlottesville, VA	TBA	TBA
Nov. 20			Georgia Tech	Notre Dame, IN	NBC	2:30 p.m.
Nov. 27			at Stanford	Stanford, CA	TBA	TBA

Rankings: AP/Coaches (current for upcoming opponents, at time of game for past opponents) | All times Eastern

### THE TRADITION

<b>7</b>	Heisman Trophy Winners – Angelo Bertelli (1943), John Lujack (1947), Leon Hart (1948), John Lattner (1953), Paul Hornung (1956), John Huarte (1964), Tim Brown (1987)
<b>11</b>	Consensus National Championships: 1924, 1929, 1930, 1943, 1946, 1947, 1949, 1966, 1973, 1977, 1988
<b>13</b>	NFL Hall of Famers – the most of any college football program
<b>21</b>	Different seasons Notre Dame has been selected as the National Champion by at least one poll listed in the NCAA official record book
<b>23</b>	Undefeated regular seasons
<b>52</b>	College Football Hall of Famers – Raghib Ismail (1988-90) was a 2019 inductee
<b>105</b>	Consensus All-Americans – most recent Jeremiah Owusu-Koramoah, Liam Eichenberg and Aaron Banks (2020)
<b>939<sup>^</sup></b>	All-time wins – second in college football history.
<b>.733<sup>^</sup></b>	All-time winning percentage – the best in college football history.



FOOTBALL STAFF GAME DAY LOCATIONS

Table with 3 columns: Coach, Position, Location. Lists staff members like Brian Kelly, Marcus Freeman, Tommy Rees, etc.

Note: Regular season locations; may be subject to change

FOOTBALL ATHLETIC COMMUNICATIONS STAFF

Table with 3 columns: Role, Name, Contact Info. Lists Assistant Athletics Director, Associate Athletics Communications Director, etc.



Katy Lonergan



Matt Paras



Robby Hamman

BRIAN KELLY WEEKLY AVAILABILITY

Table with 3 columns: Day, Activity, Location/Time. Shows availability for Monday, Thursday, and Saturday.

STUDENT-ATHLETE WEEKLY AVAILABILITY

Table with 3 columns: Day, Activity, Location/Time. Shows availability for Tuesday and Saturday.

MEDIA INFORMATION

GAME CREDENTIALS

All requests for working press and broadcast credentials for Notre Dame's 2021 home football games must be made through the online credential form at UND.com/credentials.

CREDENTIAL DISTRIBUTION

Media credentials will neither be mailed nor will be available for early pickup. Credentials will ONLY be distributed on game day at the Hammes Auditorium.

PARKING

Parking requests will be accommodated on a space-available basis. Parking passes will be electronic for the 2021 season.

BRIAN KELLY AVAILABILITY

The Dick Corbett Head Football Coach Brian Kelly conducts a weekly press conference at noon ET each Monday in person in the Notre Dame Stadium Media Room.

STUDENT-ATHLETE INTERVIEWS

Interviews with Notre Dame student-athletes will occur on Tuesday during each game week in person at the Irish Athletics Center and also via zoom.

POST-GAME INTERVIEWS

Post-game interviews for Dick Corbett Head Football Coach Brian Kelly and Notre Dame players will be held in the Stadium Media Room, along with zoom.

STATISTICAL SERVICES

All media members will be provided with access to game notes via UND.com. Following the game, a complete post-game statistics package will be distributed via email.

COLLEGEPRESSBOX.COM

CollegePressBox.com has Notre Dame contact information, weekly team and opponent game notes, stats, depth charts and complete final game books.

UND.COM/PRESSBOX

All Notre Dame football information is available on the official athletics department website of the University of Notre Dame, UND.com.



Table with columns: No., Name, Pos., Ht., Wt., Ac., Elg., Hometown/High School. Rows include Jayson Ademilola, Justin Ademilola, Litchfield Ajavon, Leo Albano, Joe Alt, Joe Alt, Sam Assaf, Kevin Austin Jr., Tosh Baker, Ryan Barnes, Bo Bauer, Kevin Bauman, Cane Berrong, JD Bertrand, Jordan Botelho, TaRiq Bracy, Jay Bramblett, DJ Brown, Josh Bryan, Tyler Buchner, Cole Capen, Michael Carmody, Quinn Carroll, Brendon Clark, Jack Coan, Deion Colzie, Pat Coogan, Henry Cook, Zeke Correll, Howard Cross III, Avery Davis, Logan Diggs, John Dirksen, Jonathan Doerer, Alexander Ehrensberger, Griffin Eifert, Osita Ekwonu, Audric Estime, Mitchell Evans, Blake Fisher, C'Bo Flemister, Isaiah Foskey, Khari Gee, Giovanni Ghilotti, Mike Graves, Houston Griffith, Colin Gutzmer, Kyle Hamilton, Cam Hart, Zane Heemsoth, Ramon Henderson, Kurt Hinish, Caleb Johnson, Jolo Johnson, Aidan Keanaaina, Chase Ketterer, Lawrence Keys III, Kahanu Kia.

Table with columns: No., Name, Pos., Ht., Wt., Ac., Elg., Hometown/High School. Rows include Jack Kiser, Prince Kollie, Andrew Kristofic, Jacob Lacey, Braden Lenzy, Harrison Leonard, Clarence Lewis, Marist Liufau, Chase Love, Josh Lugg, Cain Madden, Greg Mailey, Michael Mayer, Rylie Mills, Paul Moala, Quinn Murphy, Caleb Offord, Jason Onye, Nana Osafo-Mensah, Jarrett Patterson, Alex Peitsch, Jack Polian, Ron Powlus III, Isaiah Pryor, Drew Pyne, Conor Ratigan, Philip Riley, Jake Rittman, Gabriel Rubio, Chris Salerno, Matt Salerno, Eddie Scheidler, Will Schweitzer, Charlie Selina, Davis Sherwood, Adam Shibley, Max Siegel II, Shayne Simon, Rocco Spindler, Lorenzo Styles Jr., Myron Tagovailoa-Amosa, George Takacs, Jayden Thomas, Marcus Thorne, Chance Tucker, Chris Tyree, Chris Velotta, Michael Vinson, KJ Wallace, Justin Walters, Xavier Watts, Drew White, Brennan Wicks, Joe Wilkins Jr., Kyren Williams.

\* - Super Senior

Note: Class years are academic enrollment; Eligibility is in regards to on the field.

Table with columns: No., Name, Pronunciation. Rows include Jayson Ademilola (add-ah-ME-low-la), Justin Ademilola (add-ah-ME-low-la), Litchfield Ajavon (adge-AH-von), Leo Albano (al-BAHN-o), Sam Assaf (Aye-saff), Kevin Bauman (Bow (take a bow)-man), Cane Berrong (Burr-ong), Jordan Botelho (Bo-tell-o), TaRiq Bracy (tuh-Rlque), Tyler Buchner (Buck-ner), Cole Capen (Cape-un), Jack Coan (Cone).

Table with columns: No., Name, Pronunciation. Rows include Pat Coogan (Cooo-gun), Zeke Correll (Core-ell), Jonathan Doerer (DOOR-er), Alexander Ehrensberger (Air-ens-ber-ger), Griffin Eifert (Eye-fert), Osita Ekwonu (oh-SEE-tuh e-KWAN-ooo), Audric Estime (ES-tim-MAY), C'Bo Flemister (SEE-bo), Ramon Henderson (RAH-moan), Khari Gee (CAR-ee G), Kurt Hinish (HI-nish).

Table with columns: No., Name, Pronunciation. Rows include Isaiah Foskey (Foss key), Giovanni Ghilotti (Gio-vahnni Juh-lot-ee), Aidan Keanaaina (Key-aw-nah-eye-nah), Kahanu Kia (kuh-HAWN-ooo KEY-uh), Andrew Kristofic (kris-TAH-fik), Marist Liufau (lee-UH-fow), Michael Mayer (Mayor), Paul Moala (mo-ALA), Jason Onye (own-yay), Nana Osafo-Mensah (nah-nah oh-SAH-fo MEN-suh), Alex Peitsch (Pie-sh).

Table with columns: No., Name, Pronunciation. Rows include Ron Powlus III (PAUL-us), Eddie Scheidler (SHIDE-ler), Will Schweitzer (Sh-white-zer), Rocco Spindler (Rock-o), Myron Tagovailoa-Amosa (tounge-uh-vai-LO-uah uh-MOE-suh), George Takacs (tak-ISS).





Table with columns: No., Name, Pos., Ht., Wt., Cl., Elg., Hometown/High School. Rows 0-37.

Table with columns: No., Name, Pos., Ht., Wt., Cl., Elg., Hometown/High School. Rows 38-99.

Note: Class years are academic enrollment; Eligibility is in regards to on the field.

Table with columns: No., Name, Pronunciation. Rows 57-17.

Table with columns: No., Name, Pronunciation. Rows 78-41.

Table with columns: No., Name, Pronunciation. Rows 7-44.

Table with columns: No., Name, Pronunciation. Rows 11-85.



## NOTRE DAME OFFENSE

Pos.	No.	Name	Ht.	Wt.	Class	Elig.*
<b>WR</b>	4	Kevin Austin Jr.	6-2	215	Sr.	Jr.
	16	Deion Colzie	6-4 ¾	195	Fr.	Fr.
<b>WR</b>	3	Avery Davis	5-11	202	Gr.	Sr.
	5	Joe Wilkins Jr.	6-1 ½	195	Sr.	Jr.
<b>LT</b>	68	Michael Carmody	6-5 ½	290	So.	Fr.
<b>or</b>	79	Tosh Baker	6-8	307	So.	Fr.
<b>LG</b>	52	Zeke Correll	6-3	295	Jr.	So.
	50	Rocco Spindler	6-4 5/8	300	Fr.	Fr.
<b>C</b>	55	Jarrett Patterson	6-4 ½	307	Sr.	Jr.
	73	Andrew Kristofic	6-4 ¼	295	Jr.	So.
<b>RG</b>	62	Cain Madden	6-2 ½	310	Gr.	*Sr.
	56	John Dirksen	6-5 1/8	306	Sr.	Jr.
<b>RT</b>	75	Josh Lugg	6-6 7/8	305	Gr.	Sr.
	76	Joe Alt	6-7 5/8	305	Fr.	Fr.
<b>TE</b>	87	Michael Mayer	6-4 ½	251	So.	So.
	85	George Takacs	6-6	247	Sr.	Jr.
	88	Mitchell Evans	6-5 1/8	250	Fr.	Fr.
<b>or</b>	45	Joe Alt	6-7 5/8	305	Fr.	Fr.
<b>WR</b>	0	Braden Lenzy	5-11 3/8	182	Sr.	Jr.
	21	Lorenzo Styles	6-1 1/8	195	Fr.	Fr.
<b>QB</b>	17	Jack Coan	6-3 ¼	223	Gr.	Sr.
	10	Drew Pyne	5-11 ½	200	So.	Fr.
	12	Tyler Buchner	6-1	215	Fr.	Fr.
<b>RB</b>	23	Kyren Williams	5-9	199	Jr.	So
	25	Chris Tyree	5-9 ½	190	So.	So.

## NOTRE DAME DEFENSE

Pos.	No.	Name	Ht.	Wt.	Class	Elig.*
<b>VYP</b>	7	Isaiah Foskey	6-5	260	Jr.	So.
	9	Justin Ademilola	6-1 ¾	255	Sr.	Jr.
<b>or</b>	12	Jordan Botelho	6-2 ½	245	So.	So.
<b>DT</b>	57	Jayson Ademilola	6-3	280	Sr.	Sr.
	99	Rylie Mills	6-5 1/8	283	So.	So.
	54	Jacob Lacey	6-1 5/8	275	Jr.	Jr.
<b>NG</b>	41	Kurt Hinich	6-1 ¾	300	Gr.	*Sr.
	56	Howard Cross III	6-0 7/8	275	Jr.	So.
	54	Jacob Lacey	6-1 5/8	275	Jr.	Jr.
<b>DE</b>	95	Myron Tagovailoa-Amosa	6-2 ½	268	Gr.	Sr.
	31	Nana Osafo-Mensah	6-3 1/8	250	Jr.	So.
	90	Alexander Ehrensberger	6-6 7/8	255	So.	Fr.
<b>WILL</b>	27	JD Bertrand	6-1	230	Jr.	So.
	32	Prince Kollie	6-2 ½	222	Fr.	Fr.
<b>MIKE</b>	40	Drew White	6-0 ¼	228	Gr.	Sr.
	52	Bo Bauer	6-2 ¾	233	Gr.	Sr.
<b>ROV</b>	24	Jack Kiser	6-1 5/8	222	Jr.	So.
<b>or</b>	10	Isaiah Pryor	6-1 ½	217	Gr.	Sr.
<b>or</b>	26	Xavier Watts	5-11 ½	195	So.	Fr.
	<b>CB</b>	5	Cam Hart	6-2 ½	205	Jr.
11		Ramon Henderson	6-2 ½	207	So.	So.
<b>FS</b>	14	Kyle Hamilton	6-4	220	Jr.	Jr.
	2	DJ Brown	6-0 3/8	200	Sr.	Jr.
<b>SS</b>	3	Houston Griffith	6-0 ¼	202	Gr.	Sr.
	16	KJ Wallace	5-10 ¼	185	Jr.	So.
	<b>CB</b>	6	Clarence Lewis	5-11 ½	193	So.
28		TaRiq Bracy	5-10 1/8	177	Sr.	Sr.

## NOTRE DAME SPECIAL TEAMS

Pos.	No.	Name	Ht.	Wt.	Class	Elig.*
<b>KO</b>	39	Jonathan Doerer	6-3	197	Gr.	*Sr.
	91	Josh Bryan	5-11 5/8	183	Fr.	Fr.
<b>PK</b>	39	Jonathan Doerer	6-3	197	Gr.	*Sr.
	91	Josh Bryan	5-11 5/8	183	Fr.	Fr.
<b>P</b>	19	Jay Bramblett	6-1 ½	197	Jr.	Jr.
	39	Jonathan Doerer	6-3	197	Gr.	*Sr.
<b>LS</b>	65	Michael Vinson	6-2	230	Sr.	Jr.
	44	Alex Peitsch	6-1 1/8	210	So.	Fr.

## NOTRE DAME SPECIAL TEAMS

Pos.	No.	Name	Ht.	Wt.	Class	Elig.*
<b>HLD</b>	19	Jay Bramblett	6-1 ½	197	Jr.	Jr.
	30	Jake Rittman	6-2 ½	210	Sr.	Jr.
<b>PR</b>	29	Matt Salerno	6-0 5/8	199	Sr.	Jr.
<b>or</b>	23	Kyren Williams	5-9	199	Jr.	So.
<b>KR</b>	25	Chris Tyree	5-9 ½	190	So.	So.
	29	Matt Salerno	6-0 5/8	199	Sr.	Jr.

\* - Super Senior

Note: Class years are academic enrollment; Eligibility is in regards to on the field.

## NOTRE DAME STADIUM

- In its 92nd season as the home of Fighting Irish Football, Notre Dame boasts a 365-114-5 (.759) record in Notre Dame Stadium.



## HOME FIELD WIN STREAK

- Notre Dame has won 26-straight games at home dating back to Sept. 30, 2017, starting with a victory over Miami (Ohio) and extending to this season with the win over Purdue (27-13).
- It continues the modern-era record for longest home winning streak for the Irish (28-straight from 1942-50). With the 52-0 shutout of South Florida, the Irish topped the previous modern streak of 19-straight from 1987-90.
- Clemson is the only Power 5 program that boasts a home streak of more than 26 games:

School	Home Winning Streak
Clemson	30
<b>NOTRE DAME</b>	<b>26</b>
Cincinnati	22

- With the win over Syracuse in the 2020 home finale, the Irish completed an undefeated home slate for the third-consecutive season, after two-straight perfect home seasons in 2018-19.
- Notre Dame had not achieved three-straight undefeated home seasons since 1987-89.
- Football student-athletes who are true seniors have not lost a home game in their careers and boast a 21-0 record in Notre Dame Stadium.

### BEATING NO. 1 AT HOME

- The last two times the Irish have played at Notre Dame Stadium as a top-five team against a No. 1 program, the Irish are undefeated (1993 vs. Florida State and 2020 vs. Clemson).

## MONSTERS OF THE MIDWAY

- Notre Dame's defense had shades of the 1985 Bears when they flexed their muscle in the 41-13 win over #18/#15 Wisconsin on Sept. 25.
- The Irish allowed just 13 points for the second-consecutive game and the defense scored two touchdowns in the win.
- Linebackers **Jack Kiser** and **Drew White** both returned interceptions for touchdowns late in the fourth quarter. It was the first time since 2002 against Stanford that the Irish had two interceptions returned for a touchdown in the same game.
- The Irish also scored on special teams after a 96-yard kickoff return from **Chris Tyree** put Notre Dame up for good in the fourth quarter.
- It was the first Irish kick return for a touchdown since CJ Sanders did it against Army during the 2016 season.
- It was the first kickoff return for a touchdown Wisconsin had given up in its previous 122 games since Duane Bennett did it for Minnesota against the Badgers on Nov. 12, 2011.
- The Irish finished the game with four interceptions and five takeaways total.
- It was the first time since 2013 against Rutgers in the PinStripe Bowl that the Irish had four interceptions in a game.
- It was the first time since 2019 against Virginia that they had five takeaways in a single game.
- Notre Dame tallied an offensive, defensive and special teams touchdown in the same game for the first time since 2005 against Tennessee. Brady Quinn threw for a touchdown and Tom Zbikowski had a punt return and interception return for a touchdown.
- Wide receiver **Kevin Austin** set career highs with six receptions and two touchdowns. It was the first multi-touchdown game of his career.
- Quarterback **Drew Pyne** came on after the injury to **Jack Coan** and tossed his first career touchdown pass to **Austin** in the fourth quarter.
- **Pyne** finished with six completions for 81 yards and a touchdown, which were all career-best numbers.
- Punter **Jay Bramblett** boomed a 72-yard punt in the second quarter. It was the longest punt by an Irish player since Hunter Smith had a 79-yard punt against Arizona State in 1998.
- The Irish scored 31 points in the final quarter, setting the modern record for most points scored in the fourth quarter. The all-time record for most points scored in the fourth quarter was 32 against St. Viator back in 1912.
- The last time Notre Dame scored 31 points in a quarter was on Sept. 14, 2019 against New Mexico in the second quarter.

## BALLIN' BERTRAND

- Linebacker **JD Bertrand** continues to be a force for the

Irish on defense as he was a key contributor in the win over Wisconsin.

- He led the Irish with seven tackles against the Badgers, the fourth straight game he has led the team in tackles to begin the season.
- Bertrand has totaled 42 tackles through four games is the most to begin a season since Manti Te'o totaled 54 over the first four games of the 2010 season.
- The 42 tackles rank 11th nationally and he is seventh in the nation in solo tackles with 27 for the season.
- **Bertrand** tied a career high with 12 tackles in the win over Purdue Boilermakers after he tallied 11 against Toledo and 12 in the season-opener against Florida State.
- The sophomore from Marietta, Ga. was the first Irish player to begin a season with three-straight double-digit tackles games since Courtney Watson back in 2001.
- He is also the first Irish player to have three-consecutive games with double-digit tackles since Alohi Gilman in 2018-19. Gilman had 10 tackles against Southern Cal and then 18 against Clemson in the College Football Playoff Semifinal in 2018 and followed it up with 10 tackles in the 2019 season opener against Louisville.
- In the win over Toledo, **Bertrand** set a career high in sacks (1.0) and recovered his first career fumble to seal the game late in the fourth quarter.
- **Bertrand** got his first career start in the opener against Florida State and his 12 tackles were the most by an Irish linebacker since Te'von Coney had 16 on Dec. 28, 2018 against Clemson.

## CREATING HAVOC

- Under new defensive coordinator **Marcus Freeman**, the Irish defense has been one of the nation's best at creating havoc plays this season, as Irish have totaled nine interceptions this year.
- The nine interceptions is currently tied for the NCAA lead this season. It is also the most interceptions through the first four games of the season by an Irish team over the past 25 seasons.
- **Kyle Hamilton** leads the team with three interceptions, a mark that ranks third in the country.
- **Cam Hart** is tied for 13th nationally with two interceptions on the season.
- **Hamilton** and **Hart** have both had two interceptions in a game this season, the first time since 2018 that the Irish have had two players with two interceptions in a game in the same season (Jalen Elliott and Alohi Gilman).
- The Irish have had six different players record an interception this season.
- In total, the Irish have 11 takeaways this season and that mark is second in the country behind Oregon with 13.
- Notre Dame is ranked No. 3 in the nation with a turnover margin of +7 through the first four games.
- The 14 sacks are the most in the first four games of a season since the 2012 campaign when the Irish also had 14 sacks in the first four games.



## CINCINNATI - THE LAST TIME

- October 20, 1900 - Notre Dame 58, Cincinnati 0:** Before a throng of enthusiastic rooters and admirers decked in a gala array of colors our football heroes overwhelmingly defeated the eleven sent up from the University of Cincinnati to cope with them on last Saturday. The short time the Cincinnati boys had the pigskin in their possession gave them small opportunity to make any headway. Not once during the entire game was our goal threatened. During the second half, when the Cincinnati boys began to look a little dangerous, our fellows forced them to try a drop kick from the thirty-yard line which they missed. Many times Cincinnati strove to advance the ball into our territory, but at each attempt one or more Notre Dame men proved to be an insurmountable obstacle. The men from the Ohio institution were outclassed in nearly all the departments of the game.

## SERIES HISTORY

### CINCINNATI (1-0-0)

**H: 1-0-0; A: 0-0-0; N: 0-0-0**

**Brian Kelly Era: 0-0**

## CINCINNATI CONNECTIONS

- Dick Corbett Coach Brian Kelly coached at Cincinnati for three seasons (2007-10) prior to taking the Notre Dame job. He guided the Bearcats to a 34-6 record, including a 12-0 mark in the 2009 regular season and berths to the Orange Bowl and Sugar Bowl. He won his first Home Depot National Coach of the Year award after the 2009 season with Cincinnati.
- Defensive Coordinator Marcus Freeman joined the Irish this past offseason after being the defensive coordinator at Cincinnati for the previous four seasons (2017-20). He coached the Bearcats to back-to-back 11-win seasons in 2018 and 2019 and went 9-1 in 2020 en route to a Peach Bowl berth.
- Cornerbacks coach Mike Mickens played cornerback at Cincinnati from 2005-2008. His final two seasons at Cincinnati were under coach Kelly and the Bearcats made the Orange Bowl in 2008. Mickens joined Freeman on the Bearcats coaching staff for two seasons (2018 and 2019) where they won 11 games in both years. Mickens also spent the 2011 season with the Bearcats as a defensive assistant.
- Current defensive line coach Mike Elston (07-09) and offensive line coach Jeff Quinn (07-09) both were on Coach Kelly's staff during his time at Cincinnati.
- Cincinnati wide receiver Michael Young began his collegiate career at Notre Dame (2017-19). He has spent the last two seasons with the Bearcats.
- Cincinnati offensive coordinator Mike Denbrock has spent two stints at Notre Dame in a variety of roles. He coached tight ends (2010-11), outside receivers and was the passing game coordinator (2012-13), served as offensive coordinator and wide receivers coach (2014) and was the associate head coach and wide receivers coach (2015-16). In his previous stint in South Bend, he coached the offensive tackles and tight ends (2002-04).

- The depth of the defense has been on full display as 10 different players have recorded a tackle for loss so far this season.
- The defense has also been able to find the endzone this season with two defensive scores. The two touchdowns are tied for fourth nationally for defensive touchdowns this season.

## TOP-10 SHOWDOWNS

- The Irish are gearing up for just the third Top-10 matchup at Notre Dame Stadium during the Brian Kelly era.
- The Irish are 2-0 in Top-10 matchups at home under Kelly. They defeated No. 7 Stanford 38-17 in 2018 and then took down No. 1 Clemson 47-40 in double overtime in 2020.
- Notre Dame is 26-7-1 all-time in Top-10 matchups at Notre Dame Stadium.

## SURPASSING A LEGEND

- With the 41-13 win on Sept. 25 over Wisconsin, head coach **Brian Kelly** surpassed Knute Rockne for the most wins all-time in Notre Dame history with 106<sup>+</sup>.
- With the win over Wisconsin, the Irish improved to 4-0 this season. It is the third time in the last four seasons that the Irish have started the season 4-0. It is also the sixth time under Kelly that they have achieved that feat.
- Kelly** stands alone as the only Irish coach in history to post six seasons with 10 wins or more (2012<sup>+</sup>, 2015, 2017, 2018, 2019 and 2020).
- Kelly** is in his 12th year on the Irish sidelines and is just the second coach in Notre Dame history to coach 12 or more years in South Bend (Rockne - 13).
- It is the third time in the past four seasons and six time in his 12 years that Notre Dame has started the season 4-0.

## AMONG THE NATIONS BEST

- Since the start of 2018, Notre Dame is 37-5 (.881). That rate ranks fourth among all teams who have made an appearance in the College Football Playoff since its inception in 2014.
- Among those teams, Notre Dame is one of just four teams that have totaled five or fewer losses since the beginning of 2018.
- The Irish are one of five teams who have made playoff appearances in multiple seasons.

School	Record Since 2018	Win Pct.
Alabama	42-3	.933
Ohio State	36-4	.900
Clemson	41-5	.891
<b>NOTRE DAME</b>	<b>37-5</b>	<b>.881</b>
Oklahoma	37-6	.860
Georgia	35-7	.833

LSU	33-9	.788
Oregon	29-9	.763
Washington	23-12	.657
Michigan State	20-17	.541
Florida State	14-24	.368

## IRISH IN THE POLLS

- The Irish moved inside the Top-10 in each poll this week as they are No. 9 in the AP Poll and No. 7 in the Coaches Poll.
- Notre Dame has been ranked in the AP Top 25 for 67-consecutive weeks, the longest such streak for the Irish since the 1994 season (124 weeks).

Notre Dame - Consecutive Weeks Appearing in the AP Poll	Seasons
124	1987-1994
97	1969-1975
75	1942-1950
<b>67</b>	<b>2017-Current</b>
46	1952-1956
41	1964-1967

- The 67-week run currently ranks fourth among all FBS active streaks, which do not include teams who were not listed in the initial AP polls at the beginning of the 2020 season (Big Ten and Pac-12).

Team	Weeks	Seasons
Alabama	218	2008-21
Clemson	107	2014-21
Georgia	71	2017-21
<b>NOTRE DAME</b>	<b>67</b>	<b>2017-21</b>
Florida	50	2018-21
Cincinnati	33	2019-21

## SHILLELAGH STAYS HOME

- The Irish extended their winning streak to nine over Purdue to retain the Shillelagh Trophy with the 27-13 win on Sept. 18.
- The Irish defense limited the Boilermakers to their fewest points in a game since Oct. 26 2019 against Illinois.
- With the win, the Irish extended its longest modern-era home winning streak to 26 games.
- Notre Dame also extended its winning streak against unranked opponents to 35 games with the win.
- Running back **Kyren Williams** led the way with 168 all-purpose yards, the most by an Irish player this season and the third most of his career.
- Williams currently ranks 20th in the country with 133.3 all-purpose yards per game this season.
- Quarterback **Jack Coan** finished the day with 223 yards and two touchdowns, his third-straight game with two touchdowns or more.
- It is the first time in his career he has had two or more

## HONORS & AWARDS

### LB Bo Bauer (Jr.)

- Reese's Senior Bowl Watch List

### P Jay Bramblett (Jr.)

- Ray Guy Award Watch List

### QB Jack Coan (Gr.)

- Johnny Unitas Golden Arm Award Watch List
- Davey O'Brien Award's Great 8 List (Week 1)
- Manning Award Star of the Week (Week 1)
- Mayo Clinic Comeback Player of the Year Award Nominee

### WR Avery Davis (Gr.)

- Team Captain
- Earl Campbell Tyler Rose Award Watch List
- Reese's Senior Bowl Watch List

### K Jonathan Doerer (Gr.)

- Lou Groza Award Stars of the Week (Week 1)

### S Kyle Hamilton (Jr.)

- Team Captain
- Walter Camp Preseason All-American First Team
- Associated Press Preseason All-American First Team
- Bednarik Award Watch List
- Paycom Jim Thorpe Award Preseason Watch List
- Nagurski Trophy Watch List
- Walter Camp Player of the Year Watch List
- Lott IMPACT Trophy Watch List
- Lott IMPACT Trophy Player of the Week (Week 1)
- Athlon Defensive Player of the Week (Week 3)
- Walter Camp Defensive Player of the Week (Week 3)
- Bednarik Award Player of the Week (Week 3)

### DL Kurt Hinish (Gr.)

- Team Captain

### OL Josh Lugg (Sr.)

- Reese's Senior Bowl Watch List

### OL Cain Madden (Gr.)

- Walter Camp Preseason All-American Second Team
- Associated Press Preseason All-American First Team
- Outland Trophy Watch List
- Rotary Lombardi Award Watch List
- Reese's Senior Bowl Watch List

### TE Michael Mayer (So.)

- Biletnikoff Award Watch List
- John Mackey Award Watch List
- John Mackey Tight End of the Week (Week 2)

touchdowns in three-straight games. It is also Coan's second career streak of three-straight games with 200 yards passing or more.

- Wide receiver **Avery Davis** was **Coan's** favorite target as he had a career day with five receptions for 120 yards and a 62-yard touchdown reception.
- The Irish keep the Shillelagh Trophy home and continue to hold all five traveling trophies. They have had all five trophies on campus since 2018.

## HAMILTON THE HUNTER

- Safety **Kyle Hamilton** tied a career high with 10 tackles and hauled in an interception in the win over Purdue.
- One of his tackles stopped a fourth-down conversion for the Boilermakers in the first quarter. The Irish offense scored a touchdown on the ensuing drive to take a lead they would not relinquish the rest of the game.
- **Hamilton's** interception came in the fourth quarter to improve his total to three on the year.
- Following his performance against Purdue, he garnered player of the week awards from Walter Camp, Bednarik Award and Athlon.
- Hamilton has tallied three interceptions so far this season, the most interceptions by an Irish player in the first four games of the season since Bennett Jackson and Manti Te'o both had three through the first four games of the 2012 season.
- He has eight interceptions in his Irish career which is just three shy from tying Shane Walton and Todd Lyght for ninth all-time in program history.

## BE LIKE MIKE

- Tight end **Michael Mayer** had a strong day for the Irish in the win over Wisconsin, leading the team with seven receptions on the afternoon.
- It is the third time this season Mayer has led the team in receptions and the third time this year he has hauled in seven or more receptions.
- In the win over Toledo, **Mayer** finished the game with team high marks in receptions with seven, yards with 81 and touchdowns with two.
- It was the first time in **Mayer's** career that he tallied a multi-touchdown game.
- Dating back to last season, **Mayer** collected seven or more receptions in three straight games (Alabama, Florida State and Toledo). The last Irish receiver to have three-consecutive games with seven or more receptions was Michael Floyd in 2011 (Maryland - 8; Boston College - 10 and Stanford - 8).
- Through the first four games this season, **Mayer** totaled 24 receptions for 267 yards and three touchdowns.
- Among tight ends, Mayer ranks second nationally in receptions, fifth in receiving yards and tied for fifth in receiving touchdowns.

## TALKING TOLEDO

- With the Irish trailing by five with 1:35 left in the home-opener against Toledo, quarterback **Jack Coan** led the Irish on the 75-yard game-winning drive in just three plays that was capped off with an 18-yard touchdown pass to **Michael Mayer**. After the two-point conversion, the Irish took a 32-29 lead that they would not relinquish to improve to 2-0 on the season.
- It was **Coan's** first game-winning drive in the final two minutes of the game in his career and it improved his career record to 14-6 as a starter.
- The last time the Irish had a game-winning drive in the final minutes of the game was in 2019 when Ian Book led an 18-play, 87-yard touchdown drive to defeat Virginia Tech 21-20.
- **Coan** finished the game with 239 yards and two touchdowns. It is just the third time in his career that he has had back-to-back multi-touchdown games.
- Fellow quarterback **Tyler Buchner** made his collegiate debut against the Rockets and ripped off a 26-yard run on the first snap of his career.
- **Buchner** led the Irish on a five-play, 96-yard drive in his first-career series than ended in a 43-yard touchdown run from **Kyren Williams**.
- In the fourth quarter, **Buchner** recorded his first touchdown pass when he connected with **Chris Tyree** for a 55-yard strike.
- It was **Tyree's** longest-career-reception and his first-receiving touchdown of his career.
- The win extended Notre Dame's longest modern era home winning streak to 25 games, a streak that dates back to the 2017 season.
- The Irish also collected their 34th-consecutive win over an unranked opponent with the victory over Toledo.
- The win gave the Irish their second-consecutive win by three points or less. It is the first time since the 2009 season that Notre Dame has won back-to-back games by three points or less. In 2009, the Irish defeated Michigan State 33-30 and followed it up with a 24-21 win over Purdue.
- Notre Dame won its first game when trailing at halftime since Sep. 28, 2019, when they defeated Virginia, 35-20, after trailing, 17-14, at the half.

## SUNDAY'S BEST

- The Irish opened the 2021 season as the only college football game on Labor Day Sunday and they did not disappoint in their 41-38 overtime thriller over the Seminoles.
- Graduate student **Jonathan Doerer** hit a 41-yard field goal in the first overtime to clinch the win for the Irish. He was awarded the game ball following the game. He was



## HONORS & AWARDS, CONT.

### OL Jarrett Patterson (Sr.)

- Team Captain
- Associated Press Preseason All-American Second Team
- Rimington Trophy Watch List
- Outland Trophy Watch List
- Rotary Lombardi Award Watch List

### DL Myron Tagovailoa-Amosa (Gr.)

- Team Captain
- Allstate AFCA Good Works Team Nominee
- Nagurski Trophy Watch List
- Wuerffel Trophy Watch List
- Reese's Senior Bowl Watch List
- Polynesian College Player of the Year Award Watch List

### LS Michael Vinson

- Patrick Mannelly Award Watch List

### RB Kyren Williams (So.)

- Team Captain
- Associated Press Preseason All-American First Team
- Maxwell Award Watch List
- Doak Walker Award Candidate
- Paul Hornung Award Watch List
- Walter Camp Player of the Year Watch List

### LB Drew White (Sr.)

- Team Captain
- Reese's Senior Bowl Watch List

also named a Lou Groza Award Star of the Week following his performance against the Seminoles.

- It was the first Irish win on the final play of the game since 2014 when the Irish defeated LSU in the Music City Bowl on a 32-yard Kyle Brindza field goal as time expired.
- Notre Dame recorded its first overtime road win in program history against the Seminoles. The Irish were previously 0-3 in road overtime games since it was adopted prior to the 1996 season.
- The Irish continued a number of streaks with their win Sunday night. They won their 33rd-consecutive game against an unranked opponent, which dates back to the 2016 season.
- Notre Dame also extended its regular season winning streak to 20-games against ACC opponents. The Irish are 24-1 against ACC foes in the regular season since the beginning of the 2017 season.
- The Irish also claimed their fifth-consecutive season opening win. Notre Dame improved to 10-2 under head coach **Brian Kelly** in season openers.
- Notre Dame tallied 41 points in the win, the most in a season-opener since 2017 when they scored 49 in the win over Temple.
- The Irish improved to 26-5-2 in true road games to open the season with the win. They have won four of their last five true road season-openers.
- Notre Dame has won 23-consecutive games when they have scored 40 or more points. The Irish are 37-2 all-time under Kelly when they score 40 or more points.

## JACK OF ALL TRADES

- Graduate student **Jack Coan** had one of the best games of his collegiate career as he set career highs with 366 yards and four touchdowns along with tying a career high with 26 completions in the win over Florida State.
- The 366 yards set a Notre Dame record for most passing yards in a season-opening game. The previous record was held by current offensive coordinator **Tommy Rees** when he threw for 346 yards against Temple in 2013.
- **Coan** also tied the Notre Dame record for most passing touchdowns in a season-opener with four. He tied with Jimmy Clausen (2009) and Ron Powlus (1994).
- His 366 yards ranked fifth nationally for Week 1 and he was the only quarterback in the Top-5 who had a true road game.
- He became the eighth-straight quarterback to record a win in their first start with the Irish, a streak dating back to the 2007 season.
- On the first drive of the game, **Coan** connected with **Michael Mayer** for a 41-yard touchdown pass on fourth-and-one to give the Irish an early 7-0 advantage just over two minutes into the game.
- **Coan** got the Irish back in front when he hit **Joe Wilkins Jr.**, for a 23-yard touchdown pass with 2:25 remaining in the first half.

- After falling behind in the beginning of the third quarter, **Coan** brought the Irish back ahead on the very next drive. He went 3-for-3 on the ensuing drive and capped it with a 37-yard touchdown pass to **Kevin Austin Jr.**, on third-and-one.
- His fourth touchdown pass of the night came on the next drive in the third quarter where he went 4-for-4 for 79 yards. Facing third and goal, he hit **Kyren Williams** in the flat for a six-yard touchdown pass.
- All four of his touchdown passes came on third or fourth down.

## THE MAYER OF TALLAHASSEE

- Sophomore tight end **Michael Mayer** did not waste any time making an impact this season for the Irish, as he was the main target on their very first drive of the season.
- One the first play from scrimmage, Coan hit Mayer in the flat for a 25-yard pass. Four plays later, the pair connected on a 41-yard touchdown pass on fourth-and-one to put the Irish ahead 7-0. The 41-yard reception was a career best mark for Mayer.
- At the half, Mayer had five receptions for 89 yards. The 89 yards had already bested his previous career high mark of 73 yards.
- He finished the game with 120 receiving yards for his first 100-yard game of his career.
- He was the first Irish tight end to record a 100-yard game since Cole Kmet had 108 yards against Georgia in 2019.
- He finished the night with career-best marks in receptions (nine) and yards (120).
- The nine receptions ties the Notre Dame record for most receptions by a tight end in a single game.
- The 120 yards receiving was the most by an Irish tight end since Sept. 11, 2010 when Kyle Rudolph hauled in 164 yards against Michigan.
- It also ranks fifth all-time in Notre Dame history for most receiving yards in a single game by a tight end.
- He tied for the NCAA lead for receiving yards among tight ends in Week 1. He was the only player tied for the lead who played in a true road game.

## I AM KYLE HAMILTON

- Junior safety Kyle Hamilton made his presence known in the season opening win over the Seminoles.
- He recorded two interceptions for the first multi-interception game of his career. He also totaled six tackles on the night.
- Hamilton was tied for the lead nationally for interceptions during Week 1. He was just one of two players to have two interceptions in true road games.
- He was the first Irish player to record two interceptions in a game since Alohi Gillman had two against Syracuse in 2018.

- After both interceptions, the Irish offense scored a touchdown.

## 2021 CAPTAINS

- Dick Corbett Head Football Coach Brian Kelly announced seven team captains for Notre Dame's 2021 football campaign this fall. They include Avery Davis, Kyle Hamilton, Kurt Hinish, Jarrett Patterson, Myron Tagovailoa-Amosa, Drew White and Kyren Williams. All seven players were SWAT captains during the summer workouts.
- The seven captains tie for the most in a single season in Notre Dame history. The Irish named seven captains prior to the 2017 and 2019 seasons.

## NEW SHERIFF IN TOWN

- After spending four years at Wisconsin to begin his collegiate career, graduate student Jack Coan transferred to the Irish in the Spring of 2021.
- He played in 25 games for the Badgers, and made 18 starts to finish with a 12-6 career record.
- Coan finished his career at UW third all-time in completion percentage (68%) and third in pass efficiency rating (144.7).
- Prior to this season, Coan was named to the Johnny Unitas Golden Arm Award Watch List.

## CHANGING OF THE GUARD

- After having one of the most experienced offensive lines in the country in 2020, the Irish have a number of new faces on the line this year.
- **Jarrett Patterson** and **Josh Lugg** are the two most experienced linemen returning from the 2020 squad.
- Patterson, a team captain for 2021, has made 25 career starts in his career and is coming off a 2020 season where he was named an honorable mention All-American by Phil Steele.
- Heading into this season, Patterson was named to the Rimington Trophy, Outland Trophy and Rotary Lombardi Award Watch Lists.
- Lugg has played in 40 games and made 12 starts on the line.
- In 2020, he played in 11 of 12 games and made three starts for the offensive line that was a finalist for the Joe Moore Award.
- Prior to this season, Lugg was one of six Irish named to the Reese's Senior Bowl Watch List.
- An impact transfer who will help the Irish on the offensive line is **Cain Madden** who joins the Irish from Marshall.
- Madden was a 2020 Walter Camp Second Team All-American and an AP Second Team All-American.

- He started 9-of-10 games for the Thundering Herd in 2020 and the offensive line paved the way for Marshall to outrush their opponents in 7-of-10 games and outpass opponents in six.
- Prior to the 2021 season, Madden has earned preseason All-American honors from Walter Camp (first team) and the Associated Press (second team). He was also named to the Outland Trophy and Rotary Lombardi Award Watch Lists.

## DEEP DEFENSIVE LINE

- Even after losing two starters from last year to the NFL Draft, the Irish bring back some of their most experienced players on the defensive line.
- Graduate student **Kurt Hinish** is the most experienced player returning on the team as he has played 53 games in his career and started in 28-of-29 games over the past three seasons.
- In 2020, Hinish had the best season of his career with a career-best 19 tackles, 7.5 tackles-for-loss and 2.0 sacks.
- Hinish was one of the seven captains named prior to the 2021 season.
- Fellow graduate student **Myron Tagovailoa-Amosa** also brings a wealth of experience back on the line as he has logged 42 games played and 24 starts in his career.
- In 2020, Tagovailoa-Amosa posted career-high numbers with six tackles-for-loss and 2.5 sacks. After the season, he earned second team All-ACC honors.
- Heading into 2021, he joined Hinish in being named one of the seven team captains.
- Tagovailoa-Amosa is also on a number of watch lists heading into the season including the Nagurski Trophy, Wuerffel Trophy, Reese's Senior Bowl and Polynesian Player of the Year. He was also named to the AFCA Good Works Team this preseason.

## SUPER SPECIALISTS

- The Irish head into the 2021 season with the same kicker and punter for the third straight season with the return of Jonathan Doerer and Jay Bramblett.
- Doerer returns for his fifth season with the Irish thanks to the extra year of eligibility and is working his way up the Irish record book, ranking fifth all-time for field goals in his career with 40.
- He ranks fourth all-time in extra points made in his career with 126 and is four away from tying Dave Reeve for third.
- Doerer has made 126-consecutive extra points dating back to the 2018 season. He did not miss an extra point in either the 2019 season (57-57) or the 2020 season (48-48).
- He is first all-time in extra point percentage for his career with a mark of 99.2 percent (126-127).

- So far in the 2021 season, Doerer is 10th nationally in field goals per game with 1.75.
- Bramblett has played in every game (29) for the Irish since he came to campus prior to the 2019 season.
- He sits eighth all-time in Notre Dame history with 129 punts in his career.
- He is tied for fourth all-time in Notre Dame history with a 41.3 career punting average. He is currently tied with Kyle Bridnza.
- Bramblett launched a career-long 72-yard punt in the win over Wisconsin this season. It was the longest punt by an Irish player since Hunter Smith had a 79-yard punt against Arizona State in 1998.



# NOTRE DAME ACC SCHEDULING AGREEMENT

- In a partnership that began in 2014, the University of Notre Dame and the Atlantic Coast Conference agreed to schedule the Irish to play, on average, five ACC opponents each season. Originally scheduled through the 2025 season, the games have now been scheduled through the 2037 campaign.
- Notre Dame is 32-7 (.821) against ACC opponents since the scheduling agreement began during the 2014 season:

Year	Opponent	H/A/N	W/L	Score
2014	Syracuse	N	W	31-15
2014	North Carolina	H	W	50-43
2014	Florida State	A	L	27-31
2014	Louisville	H	L	28-31
2015	Virginia	A	W	34-27
2015	Georgia Tech	H	W	30-22
2015	Clemson	A	L	22-24
2015	Pittsburgh	A	W	42-30
2015	Wake Forest	H	W	28-7
2015	Boston College	N	W	16-13
2016	Duke	H	L	35-38
2016	Syracuse	N	W	50-33
2016	NC State	A	L	3-10
2016	Miami	H	W	30-27
2016	Virginia Tech	H	L	31-34
2017	Boston College	A	W	49-20
2017	North Carolina	A	W	33-10
2017	NC State	H	W	35-14
2017	Wake Forest	H	W	48-37
2017	Miami	A	L	8-41
2018	Wake Forest	A	W	56-27
2018	Virginia Tech	A	W	45-23
2018	Pittsburgh	H	W	19-14
2018	Florida State	H	W	42-13
2018	Syracuse	N	W	36-3
2019	Louisville	A	W	35-17
2019	Virginia	H	W	35-20
2019	Virginia Tech	H	W	21-20
2019	Duke	A	W	38-7
2019	Boston College	H	W	40-7
2020~	Duke	H	W	27-13
2020~	Florida State	H	W	42-26
2020~	Louisville	H	W	12-7
2020~	Pittsburgh	A	W	45-3
2020~	Georgia Tech	A	W	31-13
2020~	Clemson	H	W	47-40 (20T)
2020~	Boston College	A	W	45-31
2020~	North Carolina	A	W	31-17
2020~	Syracuse	H	W	45-21
2021	Florida State	A	W	41-38 (OT)

- In 2020, the Irish went 9-0 in ACC play, with wins over Duke, Florida State, Louisville, Pitt, Georgia Tech, Clemson, Boston College, North Carolina and Syracuse.
- In 2019, the Irish went undefeated against the ACC, beating Louisville, Virginia, Virginia Tech, Duke and Boston College as part of the scheduling agreement.
- The Irish improved to 24-1 in regular-season games against Atlantic Coast Conference opponents over the last four seasons (2017-21).
- Notre Dame has won nine-straight ACC road games and 12-consecutive ACC home games.
- There have been, and in the future there will be, seasons when the Irish face just four ACC opponents but will eventually even out the agreement by facing six ACC teams in another year (this occurred in 2014 and 2015 and is set to occur in 2021-22 and 2022-23).

# NOTRE DAME ACC FUTURE SCHEDULES

Year	Opponent	H/A/N
2021	Virginia Tech	A
2021	North Carolina	H
2021	Virginia	H
2021	Georgia Tech	H
2022	North Carolina	A
2022	Syracuse	A
2022	Boston College	H
2022	Clemson	H
2023	NC State	A
2023	Duke	A
2023	Louisville	A
2023	Wake Forest	H
2023	Clemson	A
2023	Pittsburgh	H
2024	Miami	H
2024	Georgia Tech	A
2024	Florida State	H
2024	Virginia	H
2025	Miami	A
2025	NC State	H
2025	Boston College	A
2025	Pittsburgh	A
2025	Syracuse	H
2026	Florida State	A
2026	Louisville	H
2026	North Carolina	A
2026	Syracuse	H
2026	Virginia	H
2027	Clemson	A
2027	Duke	A
2027	Georgia Tech	H
2027	Virginia Tech	H
2027	Wake Forest	A
2028	Boston College	H
2028	Clemson	H
2028	Miami	H
2028	Pittsburgh	A
2028	Virginia Tech	A
2029	Florida State	A
2029	Georgia Tech	H
2029	NC State	A
2029	Syracuse	A
2029	Wake Forest	H
2030	Boston College	A
2030	Duke	H
2030	Florida State	H
2030	Louisville	A
2030	North Carolina	H
2031	*Clemson	A
2031	Miami	H
2031	North Carolina	A
2031	NC State	H
2031	Virginia	A
2032	Florida State	H
2032	Georgia Tech	A
2032	Louisville	H
2032	Miami	A
2032	Wake Forest	H
2033	Boston College	A
2033	Duke	A
2033	Louisville	A
2033	Pittsburgh	H
2033	Virginia Tech	H
2034	Clemson	H
2034	Miami	A
2034	Pittsburgh	A
2034	Syracuse	H
2034	Virginia	H
2035	Boston College	H
2035	Duke	H
2035	Louisville	A
2035	NC State	A
2035	Virginia	A
2036	Florida State	H
2036	Georgia Tech	A
2036	North Carolina	A
2036	Pittsburgh	H
2036	*Virginia Tech	A
2037	Clemson	A
2037	Miami	H
2037	NC State	H
2037	Syracuse	A
2037	Wake Forest	A

~~ Irish received new schedule as part of 2020 ACC membership





IRISH VS. THE AMERICAN ATHLETIC CONFERENCE

Team	Home				Away				Neutral				Overall			
	W	L	T	%	W	L	T	%	W	L	T	%	W	L	T	%
<b>Cincinnati</b>	<b>1</b>	<b>0</b>	<b>0</b>	<b>100</b>	<b>0</b>	<b>0</b>	<b>0</b>	<b>0</b>	<b>0</b>	<b>0</b>	<b>0</b>	<b>0</b>	<b>1</b>	<b>0</b>	<b>0</b>	<b>100</b>
East Carolina	0	0	0	0	0	0	0	0	0	0	0	0	0	0	0	0
Houston	0	0	0	0	0	0	0	0	1	0	0	100	1	0	0	100
Memphis	0	0	0	0	0	0	0	0	0	0	0	0	0	0	0	0
Navy^	31	5	0	.861	0	0	0	0	48	8	1	.851	79	13	1	.855
SMU	6	1	0	.857	4	1	0	.800	0	1	0	0	10	3	0	.769
South Florida	1	1	0	.500	0	0	0	0	0	0	0	0	1	1	0	.500
Temple^	2	0	0	100	1	0	0	100	0	0	0	0	3	0	0	100
Tulane	4	0	0	100	4	0	0	100	0	0	0	0	8	0	0	100
Tulsa	0	1	0	0	0	0	0	0	0	0	0	0	0	1	0	0
UCF	0	0	0	0	0	0	0	0	0	0	0	0	0	0	0	0
<b>TOTAL</b>	<b>45</b>	<b>8</b>	<b>0</b>	<b>.849</b>	<b>9</b>	<b>1</b>	<b>0</b>	<b>.900</b>	<b>49</b>	<b>9</b>	<b>1</b>	<b>.839</b>	<b>101</b>	<b>18</b>	<b>0</b>	<b>.849</b>

^ - Includes 21 wins vacated under discretionary NCAA penalty.

# NOTRE DAME OPPONENT UPDATE

Rk	Team	Record	Last Week	This Week	Next Week
		0-4 0-2 in ACC	L, 23-31 vs. Louisville	vs. Syracuse 3:30 p.m. ET	at North Carolina TBD
		2-2 1-0 in MAC	W, 22-12 at Ball State	at UMass Noon ET	vs. Northern Illinois Noon ET
		3-1 1-0 in B1G	W, 13-9 vs. Illinois	vs. Minnesota Noon ET	Bye
RV/RV		1-2 0-1 in B1G	L, 13-41 vs. Notre Dame	vs. Michigan Noon ET	at Illinois TBD
7/8		3-0 0-0 in AAC	Bye	at Notre Dame 2:30 p.m. ET	vs. Temple 7 p.m. ET
RV/RV		2-1 1-0 in ACC	W, 21-10 vs. Richmond	Bye	vs. Notre Dame TBD
		2-2 1-2 in Pac-12	L, 27-45 vs. Oregon State	at Colorado 2 p.m. ET	vs. Utah TBD
RV/RV		2-2 1-2 in ACC	L, 22-45 at Georgia Tech	vs. Duke Noon ET	vs. Florida State TBD
		0-3 0-1 in AAC	L, 20-28 at Houston	vs. UCF 3:30 p.m. ET	vs. SMU 3:30 p.m. ET
		2-2 0-2 in ACC	L, 17-37 vs. Wake Forest	at Miami (FL) 7:30 p.m. ET	at Louisville TBD
		2-2 1-1 in ACC	W, 45-22 vs. North Carolina	vs. Pitt TBD	at Duke TBD
		2-2 1-1 in Pac-12	L, 24-35 vs. UCLA	vs. Oregon 3:30 p.m. ET	at Arizona State 10:30 p.m. ET



ASSOCIATED PRESS TOP 25 -  
September 26, 2021

Rk	Team (1st Place Votes)	Rec.	Points	Trend
1	Alabama (58)	4-0	1546	—
2	Georgia (4)	4-0	1492	—
3	Oregon	4-0	1411	—
4	Penn State	4-0	1283	+2
5	Iowa	4-0	1277	—
6	Oklahoma	4-0	1212	-2
<b>7</b>	<b>Cincinnati</b>	<b>3-0</b>	<b>1154</b>	<b>+1</b>
8	Arkansas	4-0	1095	+8
<b>9</b>	<b>NOTRE DAME</b>	<b>4-0</b>	<b>1076</b>	<b>+3</b>
10	Florida	3-1	1019	+1
11	Ohio State	3-1	1005	-1
12	Ole Miss	3-0	852	+1
13	BYU	4-0	748	+2
14	Michigan	4-0	677	+5
15	Texas A&M	3-1	651	-8
16	Coastal Carolina	4-0	613	+1
17	Michigan State	4-0	581	+3
18	Fresno State	4-1	415	+4
19	Oklahoma State	4-0	341	NR
20	UCLA	3-1	316	+4
21	Baylor	4-0	233	NR
22	Auburn	3-1	191	+1
23	NC State	3-1	145	NR
24	Wake Forest	4-0	142	NR
25	Clemson	2-2	138	-16

**Others receiving votes:** Texas 131, Maryland 91, San Diego State 57, Boston College 55, SMU 44, Kentucky 26, Iowa State 25, LSU 24, Arizona State 23, **Virginia Tech 20**, Wisconsin 13, Rutgers 6, Kansas State 5, UTSA 4, Oregon State 4, Louisville 3, **North Carolina 1**

COACHES POLL TOP 25-  
September 26, 2021

Rk	Team (1st Place Votes)	Rec.	Points	Trend
1	Alabama (64)	4-0	1624	—
2	Georgia (1)	4-0	1558	—
3	Oregon	4-0	1467	+1
4	Oklahoma	4-0	1395	-1
5	Iowa	4-0	1319	+1
6	Penn State	4-0	1286	+2
<b>7</b>	<b>NOTRE DAME</b>	<b>4-0</b>	<b>1187</b>	<b>+3</b>
<b>8</b>	<b>Cincinnati</b>	<b>4-0</b>	<b>1185</b>	<b>+1</b>
9	Florida	3-1	1101	+2
10	Ohio State	3-1	1030	+2
11	Arkansas	4-0	1016	+7
12	Ole Miss	3-0	916	+1
13	Texas A&M	3-1	744	-8
14	Michigan	4-0	674	+5
15	BYU	4-0	670	+1
16	Michigan State	4-0	583	+5
17	Coastal Carolina	4-0	583	+1
18	Oklahoma State	4-0	459	+4
19	Clemson	2-2	389	-12
20	UCLA	3-1	312	+4
21	Fresno State	4-1	251	+4
22	Auburn	3-1	244	+1
23	Kentucky	4-0	179	+4
24	Baylor	4-0	134	+18
25	Wake Forest	4-0	119	+14

**Others receiving votes:** Texas 101; Boston College 91; NC State 70; San Diego State 69; Maryland 59; Wisconsin 56; Southern Methodist 54; **Virginia Tech 39**; Louisiana State 36; Iowa State 31; Army 23; Arizona State 12; Texas-San Antonio 11; Liberty 11; **North Carolina 10**; Central Florida 9; Oregon State 7; UL Lafayette 3; Appalachian State 3; Louisville 2; Indiana 2; Wyoming 1.

**GAME 1**Sept. 5, 2021 | Doak Campbell Stadium  
Attend: 68,316 | TV: ABC

(9/7) <b>NOTRE DAME</b>	<b>41</b>
(--/RV) <b>FLORIDA STATE</b>	<b>38</b>

**TALLAHASSE, Fla.** — The No. 9 ranked Notre Dame football team (1-0) outlasted the Florida State Seminoles (0-1), 41-38, in overtime Sunday night at Doak Campbell Stadium. Jonathan Doerer hit a 41-yard field goal to clinch the game in the first overtime after Florida State missed their field goal attempt. Quarterback Jack Coan had a historic first start for the Irish, setting program records for passing yards (366) and tying the program record for touchdowns (4) in a season-opening game.

**SCORE BY QUARTERS**

	1	2	3	4	OT	FINAL
Notre Dame	7	10	21	0	3	41
Florida State	7	7	6	18	0	38

**SCORING SUMMARY**

<b>1st 12:49 ND</b>	#87 M.Mayer 41 yd pass from #17 J.Coan (#39 J.Doerer kick), 5-75, 02:11; ND 7, FSU 0
<b>05:12 FSU</b>	#0 J.Corbin 89 yd rush (#88 R.Fitzgerald kick), 2-89, 00:19; ND 7, FSU 7
<b>2nd 10:05 FSU</b>	#13 J.Travis 2 yd rush (#88 R.Fitzgerald kick), 4-45, 01:39; ND 7, FSU 14
<b>05:02 ND</b>	#39 J.Doerer 48 yd FG, 10-46, 05:03; ND 10, FSU 14
<b>02:21 ND</b>	#5 J.Wilkins 23 yd pass from #17 J.Coan (#39 J.Doerer kick), 5-48, 01:24; ND 17, FSU 14
<b>3rd 13:36 FSU</b>	#22 J.Douglas 60 yd pass from #13 J.Travis (kick missed), 3-63, 01:14; ND 17, FSU 20
<b>11:52 ND</b>	#4 K.Austin 37 yd pass from #17 J.Coan (#39 J.Doerer kick), 4-75, 01:44; ND 24, FSU 20
<b>07:05 ND</b>	#23 K.Williams 6 yd pass from #17 J.Coan (#39 J.Doerer kick), 7-69, 04:17; ND 31, FSU 20
<b>04:37 ND</b>	#25 C.Tyree 1 yd rush (#39 J.Doerer kick), 3-32, 01:02; ND 38, FSU 20
<b>4th 13:47 FSU</b>	#7 A.Parchment 8 yd pass from #13 J.Travis (#6 K.Helton pass from #13 J.Travis), 15-75, 05:50; ND 38, FSU 28
<b>05:36 FSU</b>	#8 T.Ward 2 yd rush (#88 R.Fitzgerald kick), 12-88, 04:43; ND 38, FSU 35
<b>00:40 FSU</b>	#88 R.Fitzgerald 43 yd FG, 10-46, 03:35; ND 38, FSU 38
<b>OT1 00:00 ND</b>	#39 J.Doerer 41 yd FG, 4-2; ND 41, FSU 38

**TEAM STATISTICS**

	ND	FSU
FIRST DOWNS	17	19
RUSHES-YARDS (NET)	35-65	48-264
PASSING YARDS (NET)	366	178
Passes Comp-Att-Int	26-35-1	14-26-3
TOTAL OFFENSE PLAYS-YARDS	70-431	74-442
Fumble Returns-Yards	0-0	0-0
Punt Returns-Yards	1-4	0-0
Kickoff Returns-Yards	0-0	3-72
Interception Returns-Yards	3-4	1-5
Punts (Number-Avg)	6-39.3	4-42.8
Fumbles-Lost	2-0	2-0
Penalties-Yards	5-38	9-54
Possession Time	30:50	29:10
Third-Down Conversions	6-17	7-16
Fourth-Down Conversions	1-2	1-2
Red-Zone Scores-Chances	2-2	3-4
Sacks By: Number-Yards	5-34	4-16

**Rushing: Notre Dame-** Kyren Williams 18-42 Chris Tyree 7-31, Jack Coan 9--3, TEAM 1--5. **Florida State-** Jashaun Corbin 15-144, Treshaun Ward 11-76, Lawrence Toafili 6-34, Jordan Travis 12-9, McKenzie Milton 3-6, TEAM 1--5.

**Passing: Notre Dame-** Jack Coan 26-35-1-366. **Florida State-** Jordan Travis 9-19-3-130, McKenzie Milton 5-7-0-48.

**Receiving: Notre Dame-** Michael Mayer 9-120, Kyren Williams 6-83, Kevin Austin 4-91, Chris Tyree 4-10, Braden Lenzy 2-39, Joe Wilkins 1-23. **Florida State-** Keyshawn Helton 4-53, Ja'Khi Douglas 3-80, Jashuan Corbin 3-6, Malik McClain 1-21, Darion Williamson 1-12, Andrew Parchment 1-8, Ontaria Wilson 1--2.

**Interceptions: Notre Dame-** Kyle Hamilton 2-0, Clarence Lewis 1-4. **Florida State-** Travis Jay 1-5.

**Fumbles: Notre Dame-** Team 2-0. **Florida State-** Team 2-0.

🐦 @NDFootball 📺 /NDFootball 📷 @NDFootball 📧 @NDFBRecruiting

**GAME 2**Sept. 11, 2021 | Notre Dame Stadium  
Attend: 62,009 | TV: Peacock

<b>TOLEDO</b>	<b>29</b>
(8/7) <b>NOTRE DAME</b>	<b>32</b>

**SOUTH BEND, Ind.** — The No. 8/7 ranked Notre Dame football team (2-0) had a flair for the dramatics in its 32-29 come-from-behind win over Toledo (1-1) Saturday afternoon at Notre Dame Stadium. With the Irish trailing by five with 1:35 left, Jack Coan took the Irish down the field in three plays and connected with Michael Mayer on the game-winning 18-yard touchdown pass with 1:09 left.

**SCORE BY QUARTERS**

	1	2	3	4	Final
Toledo	6	10	0	13	29
Notre Dame	7	7	0	18	32

**SCORING SUMMARY**

<b>1st 12:45 ND</b>	#87 M.Mayer 4 yd pass from #17 J.Coan (#39 J.Doerer kick), 6-75, 02:15; UT 0, ND 7
<b>10:06 UT</b>	#17 T.Cluckey 31 yd FG, 7-69, 02:32; UT 3, ND 7
<b>04:14 UT</b>	#17 T.Cluckey 32 yd FG, 6-42, 02:49; UT 6, ND 7
<b>2nd 09:21 ND</b>	#23 K.Williams 43 yd rush (#39 J.Doerer kick), 5-96, 02:13; UT 6, ND 14
<b>01:04 UT</b>	#17 T.Cluckey 23 yd FG, 10-35, 04:00; UT 9, ND 14
<b>00:46 UT</b>	#13 C.McDonald Jr. 27 yd interception return (#17 T.Cluckey kick), 00:12; UT 16, ND 14
<b>4th 12:25 ND</b>	#39 J.Doerer 48 yd FG, 13-55, 06:11; UT 16, ND 17
<b>10:57 ND</b>	#25 C.Tyree 55 yd pass from #12 T.Buchner (#39 J.Doerer kick), 1-55, 00:09; UT 16, ND 24
<b>07:48 UT</b>	#22 B.Koback 8 yd pass from #2 C.Bradley (#22 B.Koback pass from #2 C.Bradley failed), 6-89, 03:03; UT 22, ND 24
<b>01:35 UT</b>	#7 D.Finn 26 yd rush (#17 T.Cluckey kick), 7-73, 01:51; UT 29, ND 24
<b>01:09 ND</b>	#87 M.Mayer 18 yd pass from #17 J.Coan (#23 K.Williams pass from #3 A.Davis), 3-75, 00:26; UT 29, ND 32

**TEAM STATISTICS**

	UT	ND
FIRST DOWNS	16	27
RUSHES-YARDS (NET)	30-124	39-132
PASSING YARDS (NET)	229	317
Passes Comp-Att-Int	20-33-0	24-36-1
TOTAL OFFENSE PLAYS-YARDS	63-353	75-449
Fumble Returns-Yards	1-2	0-0
Punt Returns-Yards-TD	0-0	0-0
Kickoff Returns-Yards	3-58	1-19
Interception Returns-Yards	1-27	0-0
Punts (Number-Avg)	7-45.4	3-49.3
Fumbles-Lost	1-1	2-2
Penalties-Yards	11-99	3-27
Possession Time	30:04	29:56
Third-Down Conversions	7-17	8-14
Fourth-Down Conversions	0-0	0-1
Red-Zone Scores-Chances	4-4	2-2
Sacks By: Number-Yards	6-37	5-25

**Rushing: Toledo-** Bryant Koback 20-114, Dequan Finn 2-24, Micah Kelly 1-4, Jacquez Stuart 2-3, Carter Bradley 5--21. **Notre Dame-** Kyren Williams 16-78, Tyler Buchner 7-68, Chris Tyree 7-12, TEAM 1--2, Jack Coan 8--24.

**Passing: Toledo-** Carter Bradley 18-28-1-221, Dequan Finn 2-5-0-8. **Notre Dame-** Jack Coan 21-33-1-239, Tyler Buchner 3-3-1-78.

**Receiving: Toledo-** Devin Maddox 9-135, Isaiah Winstead 4-44, Bryant Koback 3-16, Jerjuan Newton 1-13, Drew Rosi 1-9, Bryce Mitchell 1-7, Jacquez Stuart 1-5. **Notre Dame-** Michael Mayer 7-81, Kevin Austin 4-63, Avery Davis 3-29, Kyren Williams 3-25, Chris Tyree 2-63, Braden Lenzy 2-33, Joe Wilkins 1-14, Deion Colzie 1-7, Lorenzo Style Jr. 1-2.

**Interceptions: Toledo-** Chris McDonald Jr. 1-27. **Notre Dame-** None.

**Fumbles: Toledo-** Carter Bradley 1-1. **Notre Dame-** Kyren Williams 1-1, Jack Coan 1-1.





GAME 3

Sept. 18, 2021 | Notre Dame Stadium
Attend: 74,341 | TV: NBC



PURDUE

13

(12/10) NOTRE DAME

27



GAME 4

Sept. 25, 2021 | Soldier Field
Attend: xx,xxx | TV: FOX



(12/10) NOTRE DAME

41

(18/15) WISCONSIN

13

SOUTH BEND, Ind. - The No. 12/10 Fighting Irish had its best defensive performance of the season in the 27-13 win over Purdue Saturday afternoon at Notre Dame Stadium. With the win, Dick Corbett Head Football Coach Brian Kelly tied Knute Rockne for most win all-time at Notre Dame (105 ). Avery Davis had a career day, hauling in five catches for a career-high 120 yards, including a career-long reception of 62 yards for a touchdown. JD Bertrand continued his prolific start to the season with his third straight double-digit tackle game. Bertrand finished with 12 tackles on the day, which tied a career high. Safety Kyle Hamilton was also all over the field and tied a career high with 10 tackles and hauled in his third interception of the season.

SCORE BY QUARTERS

Table with 6 columns: Quarter (1, 2, 3, 4, Final) and two rows: Purdue, Notre Dame. Scores: Purdue (3, 0, 10, 0, 13), Notre Dame (0, 10, 7, 10, 27).

SCORING SUMMARY

Table with 6 columns: Quarter, Time, Team, Player, Description, Score. Includes entries for 1st, 2nd, 3rd, and 4th quarters.

TEAM STATISTICS

Table with 3 columns: Team (PUR, ND) and rows for various statistics: FIRST DOWNS, RUSHES-YARDS (NET), PASSING YARDS (NET), etc.

Rushing: Notre Dame- Kyren Williams 12-91, Chris Tyree 11-29, Tyler Buchner 3-24, TEAM 3--3, Jack Coan 5--21. Purdue- King Doerue 10-45, Dylan Downing 8-14, Aidan O'Connell 1-8, Jack Plummer 4--3, Milton Wright 2--7.

Passing: Notre Dame- Jack Coan 15-31-0-223, Tyler Buchner 0-1-0-0. Purdue- Jack Plummer 25-36-0-187, Aidan O'Connell 11-18-2-104, Milton Wright 0-0-0-0.

Receiving: Notre Dame- Avery Davis 5-120, Chris Tyree 4-30, Braden Lenzy 3-21, Kyren Williams 2-47, Michael Mayer 1-5. Purdue- Jackson Anthrop 7-90, David Bell 7-64, King Doerue 6-39, Payne Durham 6-29, Mershawn Rice 4-37, Milton Wright 3-17, Broc Thompson 2-18, Dylan Downing 1--3.

Interceptions: Notre Dame- Kyle Hamilton 1-0, DJ Brown 1-0. Purdue- None.

Fumbles: Notre Dame- None. Purdue- Dylan Downing 1-0.

CHICAGO - The No. 12/10 Notre Dame football team used a big fourth quarter to take down No. 18/15 Wisconsin 41-13 Saturday afternoon at Soldier Field. The Irish outscored the Badgers 31-3 in the game's final frame and a 96-yard kickoff return for a touchdown from Chris Tyree gave the Irish the lead they did not relinquish. With the win, Dick Corbett Head Football Coach Brian Kelly surpassed Knute Rockne for most wins all-time in Notre Dame history with 106. Late in the fourth quarter, the Irish returned two interceptions for touchdowns by Jack Kiser and Drew White. It is the first time since 2002 against Stanford that the Irish had two interceptions returned for a touchdown in the same game.

SCORE BY QUARTERS

Table with 6 columns: Quarter (1, 2, 3, 4, Final) and two rows: Notre Dame, Wisconsin. Scores: Notre Dame (0, 10, 0, 31, 41), Wisconsin (3, 0, 7, 3, 13).

SCORING SUMMARY

Table with 6 columns: Quarter, Time, Team, Player, Description, Score. Includes entries for 1st, 2nd, 3rd, and 4th quarters.

TEAM STATISTICS

Table with 3 columns: Team (ND, UW) and rows for various statistics: FIRST DOWNS, RUSHES-YARDS (NET), PASSING YARDS (NET), etc.

Rushing: Notre Dame- Kyren Williams 18-33, Chris Tyree 2-6, TEAM 1--1, Drew Pyne 2--16, Jack Coan 9--19. Wisconsin- Chez Mellusi 18-54, John Chenal 3-11, Jalen Berger 1-8, Isaac Guerendo 4-5, Graham Mertz 2-0.

Passing: Notre Dame- Jack Coan 15-29-0-158, Drew Pyne 6-8-0-81. Wisconsin- Graham Mertz 18-41-4-240.

Receiving: Notre Dame- Michael Mayer 7-61, Kevin Austin 6-76, Avery Davis 4-55, Braden Lenzy 2-23, Joe Wilkins 1-18, Chris Tyree 1-6. Wisconsin- Kendrick Pryor 6-69, Danny Davis III 5-64, Chez Mellusi 2-39, Isaac Guerendo 2-6, Clay Cundiff 1-43, Jake Ferguson 1-11, Jalen Berger 1-8.

Interceptions: Notre Dame- Cam Hart 2-32, Jack Kiser 1-66, Drew White 1-48. Wisconsin- None.

Fumbles: Notre Dame- Kyren Williams 1-0, Drew Pyne 1-1. Wisconsin- Graham Mertz 2-1.



## IRISH IN THE NFL (As of September 27)

Player	Team	Pos.	Notes
Josh Adams	NY Jets	RB	Fourth season
Aaron Banks	San Francisco	OL	First season
Alex Bars	Chicago	OL	Third season
Asmar Bilal	Las Vegas	LB	Second season
Ian Book	New Orleans	QB	First season
Miles Boykin	Baltimore	WR	Third season (injured reserve)
Chase Claypool	Pittsburgh	WR	Second season
Scott Daly	Detroit	LS	Second season
Sheldon Day	Cleveland	DT	Sixth season (practice squad)
Liam Eichenberg	Miami	OL	First season
Jalen Elliott	Detroit	DB	Third season (practice squad)
Matthias Farley	Tennessee	S	Sixth season
Will Fuller V	Miami	WR	Sixth season
Alohi Gilman	LA Chargers	S	Second season
Robert Hainsey	Tampa Bay	OL	First season
Daelin Hayes	Baltimore	DL	First season
J.J. Jansen	Carolina	LS	14th season
Jamir Jones	Pittsburgh	DL	Second season
Tony Jones, Jr.	New Orleans	RB	Second season
Khalid Kareem	Cincinnati	DL	Second season (injured reserve)
Cole Kmet	Chicago	TE	Second season
Tommy Kraemer	Detroit	OL	First season (practice squad)
Julian Love	NY Giants	CB	Third season
Nick Martin	Las Vegas	C	Sixth season
Zack Martin	Dallas	OG	Eighth season
Nick McCloud	Cincinnati	CB	First season
Mike McGlinchey	San Francisco	OT	Fourth season

## IRISH IN THE NFL (As of September 27)

Player	Team	Pos.	Notes
Javon McKinley	Detroit	WR	First season (practice squad)
Sam Mustipher	Chicago	OL	Third season
Quenton Nelson	Indianapolis	OG	Fourth season
Ade Ogundeji	Atlanta	DL	First season
Julian Okwara	Detroit	DL	Second season
Romeo Okwara	Detroit	DE	Sixth season
Jeremiah Owusu-Koramoah	Browns	LB	First season
Troy Pride, Jr.	Carolina	CB	Second season (injured reserve)
Isaac Rochell	Indianapolis	DT	Fifth season
Kyle Rudolph	NY Giants	TE	11th season
KeiVarae Russell	New Orleans	CB	Fifth season (practice squad)
Ben Skowronek	LA Rams	WR	First season
Harrison Smith	Minnesota	FS	10th season
Jaylon Smith	Dallas	ILB	Sixth season
Durham Smythe	Miami	TE	Fourth season
Ronnie Stanley	Baltimore	OT	Sixth season
Eq. St. Brown	Green Bay	WR	Fourth season
Jerry Tillery	LA Chargers	DT	Third season
Drue Tranquill	LA Chargers	LB	Third season
Tommy Tremble	Carolina	TE	First season
Stephon Tuitt	Pittsburgh	DE	Eighth season (injured reserve)
Dexter Williams	NY Giants	RB	Third season

## NFL DRAFT

- With nine players selected in the 2021 NFL Draft, Notre Dame Football has totaled 520 draft picks over the tenure of the program. No other college football program has totaled more than the Irish.
- OL Liam Eichenberg (second round, Miami Dolphins), OL Aaron Banks (second round, San Francisco 49ers), LB Jeremiah Owusu-Koramoah (second round, Cleveland Browns), TE Tommy Tremble (third round, Carolina Panthers), OL Robert Hainsey (third round, Tampa Bay Buccaneers), QB Ian Book (fourth round, New Orleans Saints), DL Daelin Hayes (fifth round, Baltimore Ravens), DL Ade Ogundeji (fifth round, Atlanta Falcons) and WR Ben Skowronek (seventh round, Los Angeles Rams) represented the Irish in the 2021 NFL Draft.
- The nine draft picks were the most during the Brian Kelly era and the most all-time since the 1994 draft when 10 players were selected.

## ALL-TIMERS

- Throughout the history of the Notre Dame Football Program, 581 total players have spent time on an active NFL roster. To begin the 2021 NFL season, Notre Dame was tied for fourth with 36 players on active NFL rosters. They were tied with Georgia and trailed only LSU (47), Ohio State (50) and Alabama (54).
- So far in 2021, 10 former Irish players have made their debut appearance on a 53-man roster: Aaron Banks, Ian Book, Liam Eichenberg, Robert Hainsey, Daelin Hayes, Nick McCloud, Ade Ogundeji, Jeremiah Owusu-Koramoah, Ben Skowronek and Tommy Tremble.

**THE BRIAN KELLY FILE**

39th year in coaching // 31st year as head coach // 12th year at Notre Dame					
Alma Mater: Assumption College (1983)					
School	Seasons	Record			Pct.
Grand Valley State	13	118	35	2	0.768
Central Michigan	3	19	16	0	0.543
Cincinnati	3	34	6	0	0.850
Notre Dame	12	106*	39	0	0.731
<b>TOTALS</b>	<b>31</b>	<b>277*</b>	<b>96</b>	<b>2</b>	<b>0.741</b>

**HONORS AND ACCOLADES**

Year	Award
2018	Home Depot National Coach of the Year
2018	Stallings National Coach of the Year
2012	AP National Coach of the Year
2012	Walter Camp National Coach of the Year
2012	Sporting News National Coach of the Year
2012	Home Depot National Coach of the Year
2012	Liberty Mutual National Coach of the Year
2012	AFCA National Coach of the Year
2009	Home Depot National Coach of the Year

\* - Includes 20 regular-season wins and two postseason appearances vacated under discretionary NCAA penalty.

**BRIAN KELLY - THE DICK CORBETT HEAD FOOTBALL COACH**

- Winningest coach in FBS (276\* wins)
- One of only four active FBS coaches with more than 300 games as a head coach.
- With the win over North Carolina, Kelly passed Lou Holtz to claim sole possession of second all-time in program history in career wins at Notre Dame.
- Joins Knute Rockne (13), Frank Leahy (11), Ara Parseghian (11) and Lou Holtz (11) as the only Notre Dame coaches to spend 10 or more seasons on the Irish sidelines.
- Only three-time winner of the Home Depot Coach of the Year Award ('09, '12, '18)
- With 10 or more wins in 2012\*, 2015, 2017, 2018, 2019 and 2020, Kelly is the only Notre Dame coaches to hit the double-digit mark in wins six times.
- With 10-win seasons in five of the last six years, Kelly is the first Irish coach to have five seasons of double-digit wins in a six-year stretch since Lou Holtz from 1988-93.
- Notched his first win over an AP No. 1 team with the 47-40 win over Clemson (Nov. 8, 2020)
- Ranks second in winning percentage among active FBS coaches (.741\*) who have coached in 300 or more career games (Nick Saban - .799).
- Second-youngest coach to reach 200 career victories at a major school.
- Has finished .500 or better in 28 of 30 seasons as a head coach.
- Boasts a 17-10 record in postseason as a head coach.
- Kelly is the first coach to post four or more shutouts in an Irish career since Lou Holtz.
- With the 52-20 win over Navy in 2019, Kelly became just the third coach in Notre Dame history with three or more wins of at least 25 points over ranked teams. Lou Holtz and Frank Leahy each secured eight such victories. Ara Parseghian and Dan Devine had two such victories apiece.

**WINNINGEST ACTIVE FBS COACHES (By wins)**

Rk.	Coach	School	Years	Record			Pct.
<b>1.</b>	<b>BRIAN KELLY</b>	<b>NOTRE DAME</b>	<b>31</b>	<b>277*</b>	<b>96</b>	<b>2</b>	<b>.741</b>
2.	Mack Brown	North Carolina	33	261	134	1	.660
3.	Nick Saban	Alabama	26	260	65	1	.799
4.	Willie Fritz	Tulane	25	184	105	0	.637
5.	Kirk Ferentz	Iowa	26	184	127	0	.592
6.	Gary Patterson	TCU	22	180	75	0	.706

**ACTIVE FBS LONGEVITY**

Rk.	Coach	School	Games
1.	Mack Brown	North Carolina	396
<b>2.</b>	<b>BRIAN KELLY</b>	<b>NOTRE DAME</b>	<b>375*</b>
3.	Nick Saban	Alabama	326
4.	Kirk Ferentz	Iowa	311
5.	Dave Clawson	Wake Forest	259

**WINNINGEST ACTIVE FBS COACHES  
(By percentage, min. 5 years)**

Rk.	Coach	School	Years	Record			Pct.
1.	Dabo Swinney	Clemson	14	142	35	0	.802
2.	Kirby Smart	Georgia	6	56	14	0	.800
3.	Nick Saban	Alabama	26	260	65	1	.799
4.	Lance Leipold	Kansas	15	147	42	0	.778
5.	Jimbo Fisher	Texas A&M	12	113	33	0	.774
6.	Brian Harsin	Auburn	9	79	25	0	.760
<b>7.</b>	<b>BRIAN KELLY</b>	<b>NOTRE DAME</b>	<b>31</b>	<b>277*</b>	<b>96</b>	<b>2</b>	<b>.741</b>
8.	David Shaw	Stanford	11	93	37	0	.715
9.	Gary Patterson	TCU	22	179	74	0	.706
10.	Mike Houston	East Carolina	10	89	41	0	.685

**MOST YEARS COACHING (ACTIVE FBS)**

Rk.	Coach	School	Years
1.	Mack Brown	North Carolina	33
<b>2.</b>	<b>BRIAN KELLY</b>	<b>NOTRE DAME</b>	<b>32</b>
3.	Nick Saban	Alabama	26
4.	Kirk Ferentz	Iowa	26
5.	Dave Clawson	Wake Forest	22

All charts include coaches with five-plus seasons of FBS head coaching experience





THE RECORD WHEN...

Stat	Kelly's Career			Kelly at ND		2021	
	Record (W-L-T)			Record (W-L)		Record (W-L)	
Home (Includes Shamrock Series)	155	34	1	62	13	2	0
Away	108	54	1	33	20	2	0
Neutral	12	9	0	9	7	0	0
In overtime	8	5	0	4	3	1	0
Coming off a loss	50	28	0	16	11	0	0
Coming off a win	190	54	1	66	23	3	0
Coming off an open date	20	2	0	9	2	0	0
vs. AP Top 25	31	26	0	23	21	1	0
Both teams are in the AP Top 25	23	19	0	19	18	1	0
Neither team is in the AP Top 25	54	30	0	22	14	0	0
Team is ranked higher	96	14	0	74	10	4	0
Opponent is ranked higher	11	18	0	8	14	0	0
vs. In-State Opponents	77	22	2	7	0	1	0
In August	5	2	0	2	0	0	0
In September	87	35	0	35	12	4	0
In October	91	26	2	32	8	0	0
In November	79	26	0	31	13	0	0
In December	13	4	0	5	3	0	0
In January	1	5	0	1	4	0	0
On TV (except GVSU regular season)	135	47	0	105	39	4	0
On NBC	60	13	0	60	13	1	0
On NBCSN	3	0	0	3	0	0	0
On ABC	25	13	0	23	14	1	0
On ACCN	1	0	0	1	0	0	0
On ESPN	15	9	0	7	6	0	0
On ESPN2	8	2	0	1	0	0	0
On CBS	4	3	0	4	3	0	0
On CBS Sports Network	0	1	0	0	1	0	0
On FOX	3	3	0	3	3	1	0
On USA Network	1	0	0	1	0	0	0
Morning Games (kicks off before noon)	1	1	0	1	1	1	0
Afternoon Games	184	62	2	66	18	2	0
Night Games (6 p.m. or later)	91	33	0	38	20	1	0
Decided by three points or fewer	47	23	2	14	13	2	0
Decided by seven points or fewer	85	44	2	30	21	0	0
Scoring first	191	39	0	77	21	2	0
Opponent scores first	83	57	2	28	18	2	0
Leading at halftime	218	21	0	85	11	3	0
Tied at halftime	19	6	0	8	1	0	0
Trailing at halftime	36	69	2	11	27	1	0

THE RECORD WHEN...

Stat	Kelly's Career			Kelly at ND		2021	
	Record (W-L-T)			Record (W-L)		Record (W-L)	
Leading after three quarters	231	17	0	85	9	2	0
Tied after three quarters	14	6	0	6	5	1	0
Trailing after three quarters	29	73	0	12	25	1	0
Scoring 40+ points	106	3	0	38	2	2	0
Scoring 30-39 points	78	11	0	31	7	1	0
Scoring 20-29 points	69	36	1	26	14	1	0
Scoring 0-19 points	23	46	1	10	15	0	0
Allowing 40+ points	8	24	0	2	10	0	0
Allowing 30-39 points	21	37	0	10	15	1	0
Allowing 20-29 points	72	27	1	24	9	1	0
Allowing 0-19 Points	175	8	1	69	3	2	0
Outrushing opponent	214	29	1	77	8	1	0
Getting outrushed	56	66	2	25	31	2	0
Passing for more yards	179	61	1	66	28	2	0
Passing for fewer yards	96	32	1	39	11	2	0
Outgaining opponent	230	31	1	85	14	1	0
Outgained by opponent	44	62	1	20	25	3	0
Winning time of possession battle	147	30	0	58	8	2	0
Losing time of possession battle	127	64	2	47	31	2	0
Scoring a defensive or special teams TD	80	9	0	21	5	1	0
Allowing a defensive or special teams TD	26	31	0	12	12	1	0
Fewer penalty yards	90	46	1	52	21	3	0
More penalty yards	176	48	1	51	18	1	0
Winning turnover battle	159	17	0	56	6	3	0
Losing turnover battle	66	57	1	25	29	1	0
Having an individual 100-yard rusher	129	26	1	46	9	0	0
Having an individual 100-yard receiver	108	33	0	38	16	2	0
Having an individual 200-yard passer	183	51	1	69	25	3	0
Having a QB rush for 100 yards	9	1	0	7	1	0	0
Allowing an individual 100-yard rusher	50	54	1	18	26	2	0
Allowing an individual 100-yard receiver	78	40	0	22	15	1	0
Allowing an individual 200-yard passer	111	47	1	44	25	2	0

**STARTER SHEET**

OFFENSE	Pos.	2021	Streak	Career	DEFENSE	Pos.	2021	Streak	Career
Cain Madden	OL	4	4	35	Kurt Hinish	NG	3	0	28
Jarrett Patterson	OL	4	4	25	Drew White	LB	4	22	27
Jack Coan	QB	4	4	22	Myron Tagovailoa-Amosa	DT	4	4	24
Kyren Williams	RB	4	16	16	Kyle Hamilton	S	4	14	16
Josh Lugg	RT	4	4	12	Clarence Lewis	S/CB	4	8	10
Avery Davis	WR	4	5	8	TaRiq Bracy	CB	1	1	9
Michael Mayer	TE	4	5	7	Shayne Simon	LB	0	0	8
Zeke Correll	OL	4	5	6	Jayson Ademilola	DL	4	4	6
Braden Lenzy	WR	2	2	5	Houston Griffith	S	3	3	5
Kevin Austin Jr.	WR	4	4	4	JD Bertrand	LB	4	4	4
George Takacs	TE	2	2	2	Isaiah Foskey	DL	4	4	4
Tosh Baker	OL	2	2	2	Isaiah Pryor	LB	4	4	4
Blake Fisher	OL	1	0	1	Marist Liufau	LB	0	0	3
Michael Carmody	OL	1	0	1	Cam Hart	CB	3	3	3
					Jack Kiser	LB	1	1	2
					Jordan Botelho	LB	1	1	1
					Howard Cross III	DL	1	1	1

**CAREER STARTS BY POSITION**

WR	LT	LG	C	RG	RT	TE	WR	QB	WR	RB
Lenzy (5)	Fisher (1)	Correll (4)	Patterson (25)	Madden (35)	Lugg (9)	Mayer (6)	Davis (8)	Coan (22)	Austin Jr (4)	Williams (16)
	Carmody (1)		Correll (2)	Lugg (1)		Takacs (2)				
	Baker (2)		Lugg (2)							
DL	DL	DL	DL	ROV	MIKE	BUCK	CB	S	S	CB
Foskey (4)	Tagovailoa-Amosa (24)	Hinish (28)	Ademilola, Jayson (7)	Pryor (4)	White (27)	Simon (8)	Hart (3)	Hamilton (16)	Griffith (4)	Lewis (10)
	Mills (1)	Cross III (1)		Botelho (1)		Kiser (2)	Griffith (1)	Lewis (1)		Bracy (9)
						Bertrand (4)				
						Liufau (3)				



NOTRE DAME

Rushing

Had 500 or more yards:	at Boston College, 2017 (515)
Had 450 or more yards:	at Boston College, 2017 (515)
Had 400 or more yards:	at Boston College, 2017 (515)
Had 300 or more yards:	vs. Florida State, 2020 (353)
Had 70 or more rushing attempts:	vs. Michigan State, 1991 (76)
Had 60 or more rushing attempts:	vs. Navy, 2007 (63)
Had 50 or more rushing attempts:	at Pittsburgh, 2020 (50)
Had eight or more rush TDs:	vs. Pittsburgh, 1965 (9)
Had seven or more rush TDs:	at Boston College, 2017 (7)
Had six or more rush TDs:	vs. South Florida, 2020 (6)
Had five or more rush TDs:	vs. South Florida, 2020 (6)
Had four or more rush TDs:	vs. Florida State, 2020 (4)
Had two or more players with 200 rush yards in a game:	at Boston College, 2017 (Josh Adams 229, Brandon Wimbush 207)
Had three players with 100 rush yards in a game:	vs. Temple, 2017 (Josh Adams 161, DeShone Kizer 124, Brandon Wimbush 106)
Had two or more players with 100 rush yards in a game:	vs. Syracuse, 2020 (Kyren Williams 110, Chris Tyree 109)
Had a quarterback rush for 100 yards in a game:	vs. Duke, 2019 (Ian Book, 139)

Passing

Had 500 or more yards:	at USC, 1970 (526)
Had 400 or more yards:	vs. New Mexico, 2019 (434)
Had 300 or more yards:	at Florida State, 2021 (366)
Had 50 or more pass attempts:	vs. Virginia Tech, 2019 (53)
Had 40 or more pass attempts:	vs. Boston College, 2019 (40)
Had 30 or more pass attempts:	vs. Purdue, 2021 (32)
Had 35 or more pass completions:	at Florida State, 2021 (35)
Had 30 or more pass completions:	at Clemson, 2015 (35)
Had 25 or more pass completions:	at Florida State, 2021 (26)
Had six or more passing TDs:	vs. Bowling Green, 2019 (6)
Had five or more passing TDs:	vs. Navy, 2019 (5)
Had four or more passing TDs:	at Florida State, 2021 (4)
Had three or more passing TDs:	vs. Toledo, 2021 (3)
Had three or more passing TDs in a half:	at Boston College, 2020 (3)
Had five or more passes intercepted:	vs. USC, 1967 (7)
Had four or more passes intercepted:	at Arizona State, 2014 (4)
Had three or more passes intercepted:	vs. Ball State, 2018 (3)

Receiving

Had two players with 100 receiving yards in a game:	at Stanford, 2017 (Kevin Stepherson - 112, Equanimeous St. Brown - 111)
Had a player with over 150 receiving yards in a game:	vs. Wake Forest, 2017 (Chase Claypool - 180)
Had two players with 10 catches in a game:	vs. BYU, 2005 (Maurice Stovall - 14, Jeff Samardzija - 10)

Combination Offense

Had a 400-yard passer and 100-yard rusher in a game:	vs. Syracuse, 2016 (DeShone Kizer - 471, Josh Adams - 102)
Had a 300-yard passer and 100-yard rusher in a game:	vs. Clemson, 2020 (Ian Book - 310, Kyren Williams - 140)
Had a 400-yard passer and 100-yard receiver in a game:	vs. Syracuse, 2016 (DeShone Kizer - 471, Equanimeous St. Brown - 182)
Had a 300-yard passer and 100-yard receiver in a game:	at Florida State, 2021 (Jack Coan - 366, Michael Mayer - 120)
Had a 400-yard passer, 100-yard rusher and 100-yard receiver in a game:	vs. Syracuse, 2016 (DeShone Kizer - 471, Josh Adams - 102, Equanimeous St. Brown - 182)
Had a 300-yard passer, 100-yard rusher and 100-yard receiver in a game:	vs. Clemson, 2020 (Ian Book - 310, Kyren Williams - 140 rushing, Javon McKinley - 102 receiving)
Had a 200-yard passer, 100-yard rusher and 100-yard receiver in a game:	vs. Syracuse, 2020 (Ian Book - 285, Kyren Williams - 110 rushing, Chris Tyree - 109 rushing, Javon McKinley - 111 receiving)
Had a 400-yard passer and 100-yard rusher in a game:	vs. Syracuse, 2016 (DeShone Kizer - 471, Josh Adams - 102)
Had a 200-yard passer and 100-yard rusher in a game:	vs. Syracuse, 2020 (Ian Book - 285, Kyren Williams - 110, Chris Tyree - 109)
Had a 100-yard receiver and 100-yard rusher in a game:	at North Carolina, 2020 (Kyren Williams - 124 rushing, Javon McKinley - 135 receiving)

Total Offense

Had 700 or more yards total offense:	vs. Wake Forest, 2017 (710)
Had 650 or more yards total offense:	vs. Wake Forest, 2017 (710)
Had 600 or more yards total offense:	vs. Wake Forest, 2017 (710)
Had 500 or more yards total offense:	vs. Syracuse, 2020 (568)
Had 400 or more yards total offense:	vs. Toledo, 2021 (449)
Had 100 or more plays total offense:	vs. Pittsburgh, 2012 (104)
Had 85 or more plays total offense:	vs. Boston College, 2019 (85)
Had 75 or more plays total offense:	vs. Syracuse, 2020 (77)



**Scoring**

Scored 60 or more points:	vs. New Mexico, 2019 (66)
Scored 50 or more points:	vs. South Florida, 2020 (52)
Scored 40 or more points:	at Wisconsin, 2021 (41)
Scored 30 or more points:	vs. Toledo, 2021 (32)
Scored a two-point conversion:	vs. Toledo, 2021
Allowed 60 or more points:	Never
Allowed 50 or more points:	at Texas, 2016 (50)
Allowed 40 or more points:	vs. Clemson, 2020 (40)
Allowed 30 or more points:	at Florida State, 2021 (38)
Was held scoreless:	at Boston College, 2008 (17-0)
Was held scoreless at home:	USC, 2007 (38-0)
Was held scoreless on the road:	at Boston College, 2008 (17-0)
Was held without offensive touchdown:	vs. Clemson, 2019 Cotton Bowl (30-3)
Was held without offensive touchdown on the road:	at NC State, 2016 (10-3)
Was held without offensive touchdown at home:	vs. USC, 2007 (38-0)
Held opponent scoreless:	vs. South Florida, 2020 (52-0)
Held opponent scoreless at home:	vs. South Florida, 2020 (52-0)
Held opponent scoreless on the road:	at Purdue, 1993 (17-0)
Held opponent without offensive touchdown:	at Pittsburgh, 2020 (45-3)
Held opponent without offensive touchdown on the road/neutral:	at Pittsburgh, 2020 (45-3)
Held opponent without offensive touchdown at home:	vs. South Florida, 2020 (52-0)
Held opponent scoreless at neutral site:	vs. Maryland (Giants Stadium - East Rutherford, NJ), 2002 (22-0)
Held two or more opponents scoreless in a season:	2002 vs. Maryland (22-0) vs. Rutgers (42-0)
Held three or more opponents scoreless in a season:	1976 vs. Purdue (23-0) at Northwestern (49-0), vs. Oregon (41-0)
Held four or more opponents scoreless in a season:	1966 vs. Army (35-0) vs. North Carolina (32-0), at Oklahoma (38-0), vs. Pittsburgh (40-0) vs. Duke (64-0), at USC (51-0)
Held five or more opponents scoreless in a season:	1966 vs. Army (35-0) vs. North Carolina (32-0), at Oklahoma (38-0), vs. Pittsburgh (40-0) vs. Duke (64-0), at USC (51-0)
Held six or more opponents scoreless in a season:	1966 vs. Army (35-0) vs. North Carolina (32-0), at Oklahoma (38-0), vs. Pittsburgh (40-0) vs. Duke (64-0), at USC (51-0)
Had multiple players with multiple TDs in a game:	vs. Syracuse, 2020 (Javon McKinley - 3, Ian Book - 2)

**Turnovers**

Did not commit a turnover:	vs. Purdue, 2021
Committed six or more turnovers:	vs. Navy, 1984 (6)
Committed five or more turnovers:	vs. Boston College, 2015 (5)
Lost four or more fumbles:	vs. Michigan State, 1999 (4)
Lost three or more fumbles:	at Boston College, 2020 (3)
Recorded six or more takeaways:	vs. Michigan, 2012 (6)
Recorded five or more takeaways:	vs. Virginia, 2019 (5)
Returned two or more interceptions for TDs:	at Wisconsin, 2021 (2) (Jack Kiser - 66 yards, Drew White - 48 yards)
Returned an interception for a TD:	at Wisconsin, 2021 (2) (Jack Kiser - 66 yards, Drew White - 48 yards)
Returned a fumble for a TD:	vs. Clemson, 2020 (1) (Jeremiah Owusu-Koramoah - 23 yards)

**Defense**

Held opponent to 50 or fewer rushing yards:	vs. Clemson, 2020 (34)
Held opponent to 100 or fewer passing yards:	vs. Boston College, 2019 (63)
Held opponent to 200 or fewer passing yards:	vs. Syracuse, 2020 (185)
Held opponent to 300 or fewer yards total offense:	at North Carolina, 2020 (298)
Held opponent to 200 or fewer yards total offense:	at Pittsburgh, 2020 (162)
Intercepted five or more passes:	vs. Michigan, 2012 (5)
Intercepted four or more passes:	at Wisconsin, 2021 (4)
Intercepted three or more passes:	at Florida State, 2021 (3)
Forced five or more fumbles:	at Louisville, 2019 (5)
Forced four or more fumbles:	vs. Syracuse, 2020 (4)
Forced three or more fumbles:	vs. Navy, 2019 (4)
Scored a safety:	at North Carolina, 2017
Recorded nine or more sacks:	vs. Rutgers, 1996 (9)
Recorded eight or more sacks:	vs. Virginia, 2019 (8)
Recorded seven or more sacks:	vs. Virginia, 2019 (8)
Recorded six or more sacks:	at North Carolina, 2020 (6)
Recorded five or more sacks:	vs. Toledo, 2021 (5)
Held opponent to 10 or fewer first downs:	at Duke, 2019 (10)

**Special Teams**

Returned a punt for a TD:	vs. Massachusetts, 2015 (C.J. Sanders, 50 yards)
Returned a blocked punt for a TD:	at Pittsburgh, 2020 (Isaiah Foskey, 0 yards)
Returned a kickoff for a TD:	at Wisconsin, 2021 (Chris Tyree, 96 yards)
Returned a blocked FG for a TD:	at Air Force, 2006 (Terrail Lambert, 76 yards)
Blocked a punt:	at Pittsburgh, 2020 (Isaiah Foskey)
Punted 10 or more times:	at Michigan, 2019 (10)
Did not punt:	at Boston College, 2020
Blocked a field goal:	vs. Bowling Green, 2019 (Julian Okwara)
Had a field goal blocked:	at Texas, 2016
Blocked a PAT kick:	vs. Florida State, 2018 (Jerry Tillery)
Scored on a blocked PAT attempt:	vs. Florida State, 2018 (Julian Love)
Missed a kicking PAT:	vs. Syracuse, 2018
Had a kicking PAT blocked:	vs. Florida State, 2018
Opponent scored on a blocked PAT attempt:	vs. Northwestern, 2014
Had a punt blocked:	at Northwestern, 2018

**Miscellaneous**

Had 30 or more first downs:	vs. Wake Forest, 2017 (30)
Had 25 or more first downs:	vs. Toledo, 2021 (27)
Had 20 or more first downs:	vs. Syracuse, 2020 (26)
Was not penalized:	at LSU, 1997
Had 10 or more penalties:	at Stanford, 2019 (11)
Had 120 or more yards in penalties:	at Rutgers, 2000 (120)
Had 40 minutes or more of possession time:	at Pittsburgh, 2020 (40:59)
Had 35 minutes or more of possession time:	at North Carolina, 2020 (35:04)
Was involved in a tie game:	at USC, 1994 (17-17)
Was involved in an overtime game:	at Florida State, 2021 (41-38)
Was involved in a double overtime game:	vs. Clemson, 2020 (47-40)
Was involved in a triple overtime game:	vs. Pittsburgh, 2012 (29-26)
Was involved in a quadruple overtime game:	vs. Pittsburgh, 2008 (33-36)

**A NOTRE DAME PLAYER**
**Rushing**

Rushed for 250 or more yards:	Julius Jones at Pittsburgh, 2003 (262)
Rushed for 200 or more yards:	Dexter Williams vs. Florida State, 2018 (202)
Rushed for 175 or more yards:	Kyren Williams vs. Florida State, 2020 (185)
Rushed for 150 or more yards:	Kyren Williams vs. Florida State, 2020 (185)
Rushed for 125 or more yards:	Kyren Williams vs. Clemson, 2020 (140)
Rushed for 100 or more yards:	Kyren Williams (110) and Chris Tyree (109) vs. Syracuse, 2020
Quarterback rushed for 200 or more yards:	Brandon Wimbush at Boston College, 2017 (207)
Quarterback rushed for 100 or more yards:	Ian Book at Duke, 2019 (139)
Rushed 40 or more times:	Allen Pinkett at LSU, 1984 (40)
Rushed 35 or more times:	Julius Jones vs. BYU, 2003 (35)
Rushed 30 or more times:	James Aldridge vs. Navy, 2007 (32)
Rushed 25 or more times:	Kyren Williams vs. Louisville, 2020 (25)
Rushed for four or more TDs:	Brandon Wimbush at Boston College, 2017 (4)
Rushed for three or more TDs:	Kyren Williams vs. Clemson, 2020 (3)
Rushed for two or more TDs:	Kyren Williams at North Carolina, 2020 (2)
Had a run of 90 yards or more:	Chris Tyree vs. Syracuse, 2020 (94)
Had a run of 80 or more yards:	Chris Tyree vs. Syracuse, 2020 (94)
Had a run of 70 or more yards:	Chris Tyree vs. Syracuse, 2020 (94)
Had a run of 60 or more yards:	Chris Tyree vs. Syracuse, 2020 (94)
Had a run of 50 or more yards:	Chris Tyree vs. Syracuse, 2020 (94)

**Passing**

Passed for 500 or more yards:	Joe Theismann at USC, 1970 (526)
Passed for 400 or more yards:	DeShone Kizer vs. Syracuse, 2016 (471)
Passed for 300 or more yards:	Jack Coan at Florida State, 2021 (366)
Attempted 50 or more passes:	Ian Book vs. Virginia Tech, 2019 (53)
Attempted 40 or more passes:	Ian Book vs. Boston College, 2019 (40)
Attempted 30 or more passes:	Jack Coan vs. Purdue, 2021 (31)
Completed 30 or more passes:	Everett Golson at Florida State, 2014 (31)
Completed 20 or more passes:	Jack Coan at Florida State, 2021 (26)
Threw six TDs:	Brady Quinn vs. BYU, 2005 (6)
Threw five or more TDs:	Ian Book vs. Navy, 2019 (5)
Threw four or more TDs:	Jack Coan at Florida State, 2021 (4)
Threw three or more TDs:	Jack Coan at Florida State, 2021 (4)
Threw three or more TDs in a half:	Ian Book at Boston College, 2020 (3)
Threw five or more interceptions:	Terry Hanratty vs. USC, 1967 (5)
Threw four or more interceptions:	Everett Golson at Arizona State, 2014 (4)
Threw three or more interceptions:	Brandon Wimbush vs. Ball State, 2018 (3)
Completed a pass of 90 yards or more:	Dayne Crist vs. Michigan, 2010 (95)
Completed a pass of 80 or more yards:	Brandon Wimbush at Stanford, 2017 (83)
Completed a pass of 70 or more yards:	Ian Book at Pittsburgh, 2020 (73)
Completed a pass of 60 or more yards:	Jack Coan vs. Purdue, 2021 (62)
Completed a pass of 50 or more yards:	Jack Coan vs. Purdue, 2021 (62)

**Receiving**

Caught 15 or more passes:	Never
Caught 10 or more passes:	Miles Boykin vs. Stanford, 2018 (11)
Caught seven or more passes:	Michael Mayer vs. Toledo, 2021 (7)
Had 200 or more yards receiving:	Golden Tate at Stanford, 2009 (201)
Had 175 or more yards receiving:	Chase Claypool vs. Wake Forest, 2017 (180)
Had 150 or more yards receiving:	Chase Claypool vs. Wake Forest, 2017 (180)
Had 100 or more yards receiving:	Avery Davis vs. Purdue, 2021 (120)
Caught four or more TDs:	Chase Claypool vs. Navy, 2019 (4)
Caught three or more TDs:	Javon McKinley vs. Syracuse, 2020 (3)
Caught two or more TDs:	Michael Mayer vs. Toledo, 2021 (2)
Caught three or more TDs in one half:	Ben Skowronek at Boston College, 2020 (3)

**Total Offense**

Had 500 or more yards total offense:	Joe Theismann at USC, 1970 (512)
Had 400 or more yards total offense:	Ian Book vs. New Mexico, 2019 (406)
Had 100 yards both passing and rushing:	Ian Book at Duke, 2019 (181 passing, 139 rushing)

**Scoring**

Accounted for six or more touchdowns:	Ian Book vs. New Mexico, 2019 (1 rushing, 5 passing)
Accounted for five or more touchdowns:	Ian Book vs. Syracuse, 2020 (3 passing, 2 rushing)
Accounted for four or more touchdowns:	Jack Coan at Florida State, 2021 (4 passing)
Accounted for three or more touchdowns:	Jack Coan at Florida State, 2021 (4 passing)

**Defense**

Intercepted three or more passes:	Harrison Smith vs. Miami (Fla.), 2010 (3)
Intercepted two or more passes:	Kyle Hamilton at Florida State, 2021 (2)
Recovered three or more fumbles:	Never
Forced two fumbles:	Daelin Hayes at Georgia Tech, 2020 (2)
Recovered two fumbles:	Nick McCloud vs. Clemson, 2020 (2)
Recorded 20 or more tackles:	Manti Te'o vs. Stanford, 2010 (21)
Recorded 15 or more tackles:	Te'von Coney vs. LSU (Citrus Bowl), 2017 (17)
Recorded 10 or more tackles:	JD Bertrand vs. Purdue, 2021 (12)
Recorded 4.0 or more sacks:	Jerry Tillery vs. Stanford, 2018 (4.0)
Recorded 3.0 or more sacks:	Jeremiah Owusu-Koramoah vs. Iowa State - Camping World Bowl, 2019 (3)
Recorded 2.0 or more sacks:	Myron Tagovailoa-Amosa vs. Toledo, 2021 (2.0)

**Special Teams**

Scored 17 or more points kicking:	Jonathan Doerer vs. Clemson, 2020 (17)
Scored 15 or more points kicking:	Jonathan Doerer vs. Clemson, 2020 (17)
Scored 10 or more points kicking:	Jonathan Doerer at Wisconsin, 2021 (11)
Kicked five or more field goals:	Kyle Brindza vs. Rutgers (Pinstripe Bowl), 2013 (5)
Kicked four or more field goals:	Jonathan Doerer vs. Clemson, 2020 (4)
Kicked two field goals of 50 or more yards:	Never
Kicked a field goal of 50 or more yards:	Jonathan Doerer at Wisconsin, 2021 (51)
Kicked a punt 70 or more yards:	Jay Bramblett at Wisconsin, 2021 (72)
Kicked a punt 60 or more yards:	Jay Bramblett at Michigan, 2019 (61)
Punted 10 or more times:	Jay Bramblett at Michigan, 2019 (10)
Totaled 175 or more kickoff return yards:	C.J. Sanders at Stanford, 2015 (182)
Totaled 100 or more punt return yards:	C.J. Sanders at Stanford, 2015 (182)

**AN OPPOSING TEAM**
**Rushing**

Had 400 or more yards:	Pittsburgh, 1975 (411)
Had 300 or more yards:	Michigan, 2019 (303)
Had 200 or more yards:	Florida State, 2021 (264)
Had 50 or more rushing attempts:	Navy, 2019 (64)
Had five or more rush TDs:	Texas, 2016 (5)
Had four or more rush TDs:	Texas, 2016 (5)
Had two or more players with 100 rush yards in a game:	BYU, 2013 (Taysom Hill - 101, Paul Lasike - 101)

**Passing**

Had 400 or more yards:	Clemson, 2020 (439)
Had 300 or more yards:	Clemson, ACC Championship, 2020 (322)
Had 60 or more pass attempts:	Tennessee, 1990 (60)
Had 50 or more pass attempts:	USC, 2018 (51)
Had 40 or more pass attempts:	Boston College, 2020 (40)
Had 30 or more pass completions:	Virginia, 2019 (30)
Had five or more passing TDs:	USC, 2014 (6)
Had four or more passing TDs:	Alabama, CFP Semifinal at the Rose Bowl, 2021 (4)
Had three or more passing TDs:	Alabama, CFP Semifinal at the Rose Bowl, 2021 (4)

**Receiving**

Had two players with 100 receiving yards in a game:	Clemson, 2020 (Cornell Powell - 161, Amari Rodgers - 134)
---	--

**Total Offense**

Had 600 or more yards total offense:	Ohio State, 2006 Fiesta Bowl (617)
Had 500 or more yards total offense:	Clemson, ACC Championship, 2020 (541)
Had 400 or more yards total offense:	Florida State, 2021 (442)
Had 90 or more plays:	Wake Forest, 2018 (92)
Had 80 or more plays:	Virginia Tech, 2018 (85)
Had 75 or more plays:	Clemson, 2020 (77)

**Scoring**

Scored 60 or more points:	Never
Scored 50 or more points:	Texas, 2016 (50)
Scored 40 or more points:	Clemson, 2020 (40)
Scored 30 or more points:	Florida State, 2021 (38)
Scored a two-point conversion:	Florida State, 2021

**Turnovers**

Did not commit a turnover:	Alabama, CFP Semifinal at the Rose Bowl, 2021
Had three or more fumbles lost:	Clemson, 2020 (3)
Intercepted five or more passes:	USC, 1967 (7)
Intercepted four or more passes:	Arizona State, 2014 (4)
Intercepted three or more passes:	Ball State, 2018 (3)
Returned an interception for a TD:	vs. Toledo, 2021 (Cam McDonald Jr. - 27 yards)
Returned a fumble for a TD:	at Georgia Tech, 2020 (Zamari Walton - 93 yards)

**Defense**

Held ND to 10 or fewer first downs:	at NC State, 2016 (10)
Scored a safety:	vs. Stanford, 2016
Held ND to 50 or fewer rushing yards:	at Wisconsin, 2021 (3)
Held ND to 200 or fewer passing yards:	at Georgia Tech, 2020 (199)
Held ND to 100 or fewer passing yards:	at Boston College, 2017 (96)
Held ND to 300 or fewer yards total offense:	Michigan, 2019 (180)
Held ND to 200 or fewer yards total offense:	at Michigan, 2019 (180)

**Special Teams**

Returned a punt for a TD:	at USC, 2016 (Adore Jackson - 55 yards)
Returned a blocked punt for a TD:	NC State, 2017 (Germaine Pratt - 0 yards)
Returned a kickoff for a TD:	Pittsburgh, 2018 (Maurice French - 99 yards)
Returned a punt for TD and kickoff for TD in same game:	at USC, 2016 (Adore Jackson - 55 yd PR; 97 yd KO)
Punted 10 or more times:	Boston College, 2010 (11)
Did not punt:	Miami (Fl.), 1985
Missed a kicking PAT:	Massachusetts, 2015

**Miscellaneous**

Had 30 or more first downs:	Wake Forest, 2017 (34)
Had 20 or more first downs:	Alabama, CFP Semifinal at the Rose Bowl, 2021 (24)
Had 10 or more penalties:	Pittsburgh, 2020 (12)
Had 100 or more yards in penalties:	Georgia, 2017 (127)
Had 35 minutes or more of possession time:	Navy, 2019 (36:00)
Had one 100-yard receiver and one 100-yard rusher:	Toledo, 2021 (Bryant Koback, 114 rushing; Devin Maddox, 135 receiving)

**AN OPPOSING PLAYER****Rushing**

Rushed for 300 or more yards:	Tony Dorsett, Pittsburgh, 1975 (303)
Rushed for 200 or more yards:	Alexander Teich, Navy, 2010 (210)
Rushed for 150 or more yards:	Tyler Gaffney, Stanford, 2013 (189)
Rushed for 100 or more yards:	Bryant Koback, Toledo, 2021 (114)
Rushed 40 or more times:	Craig Heyward, Pittsburgh, 1987 (42)
Rushed 30 or more times:	Tyler Gaffney, Stanford, 2013 (33)
Rushed 25 or more times:	Malcolm Perry, Navy, 2019 (25)
Rushed for five or more TDs:	Walter Reyes, Syracuse, 2003 (5)
Rushed for four or more TDs:	Ezekiel Elliott, Ohio State (Fiesta Bowl), 2015 (4)
Rushed for three or more TDs:	Tyrone Swoopes, Texas, 2016 (3)
Rushed for two or more TDs:	Zach Charbonnet, at Michigan, 2019 (2)
Had a run of 80 or more yards:	Jashaun Corbin, Florida State, 2021 (89)
Had a run of 70 or more yards:	Jashaun Corbin, Florida State, 2021 (89)
Had a run of 60 or more yards:	Devin Maddox, Toledo, 2021 (67)
Had a run of 50 or more yards:	Devin Maddox, Toledo, 2021 (67)

**Passing**

Passed for 500 or more yards:	Never
Passed for 400 or more yards:	D.J. Uiagalelei, Clemson, 2020 (439)
Passed for 300 or more yards:	Trevor Lawrence, Clemson, ACC Championship, 2020 (322)
Attempted 60 or more passes:	Andy Kelly, Tennessee, 1990 (60)
Attempted 50 or more passes:	JT Daniels, USC, 2018 (51)
Attempted 40 or more passes:	Phil Jurkovec, Boston College, 2020 (40)
Completed 30 or more passes:	Bryce Perkins, Virginia, 2019 (30)
Completed 20 or more passes:	Mac Jones, Alabama, CFP Semifinal at the Rose Bowl, 2021 (25)
Threw six or more TDs:	Cody Kessler, USC, 2014 (6)
Threw five or more TDs:	Cody Kessler, USC, 2014 (6)
Threw four or more TDs:	Mac Jones, Alabama, CFP Semifinal at the Rose Bowl, 2021 (4)
Threw three or more TDs:	Mac Jones, Alabama, CFP Semifinal at the Rose Bowl, 2021 (4)
Completed a pass of 90 or more yards:	Kyle Orton, Purdue, 2004 (97)
Completed a pass of 80 or more yards:	Cody Kessler, USC, 2015 (83)
Completed a pass of 70 or more yards:	Eric Dungey, Syracuse, 2016 (72)
Completed a pass of 60 or more yards:	Carter Bradley, Toledo, 2021 (66)
Completed a pass of 50 or more yards:	Carter Bradley, Toledo, 2021 (66)

**Receiving**

Caught 15 or more passes:	Jalen Saunders, Oklahoma, 2012 (15)
Caught 10 or more passes:	Michael Wilson, Stanford, 2019 (10)
Caught seven or more passes:	Devin Maddox, Toledo, 2021 (9)
Had 200 or more yards receiving:	Selwyn Lymon, Purdue, 2006 (238)
Had 150 or more yards receiving:	Cornell Powell, Clemson, 2020 (161)
Had 100 or more yards receiving:	Devin Maddox, Toledo, 2021 (135)
Caught three or more TD passes:	DeVonta Smith, Alabama, CFP Semifinal at the Rose Bowl, 2021 (3)
Caught two or more TD passes:	DeVonta Smith, Alabama, CFP Semifinal at the Rose Bowl, 2021 (3)

**Scoring**

Accounted for six or more touchdowns:	Cody Kessler, USC, 2014 (6 passing, 0 rushing)
Accounted for five or more touchdowns:	Eric Dungey, Syracuse, 2016 (2 passing, 3 rushing)
Accounted for four or more touchdowns:	Mac Jones, Alabama, CFP Semifinal at the Rose Bowl, 2021 (4 passing)
Accounted for three or more touchdowns:	Mac Jones, Alabama, CFP Semifinal at the Rose Bowl, 2021 (4 passing)

**Defense**

Intercepted three or more passes:	Rod Johnson, North Carolina State, 2003 (3)
Intercepted two or more passes:	Justin Simmons, Boston College, 2015 (2)
Recorded three or more sacks:	Bradley Chubb, NC State, 2016 (3.0)
Recorded two or more sacks:	Nick Herbig, Wisconsin, 2021 (2.0)

**Special Teams**

Kicked four or more field goals:	B.T. Potter, Clemson, 2020 (4)
Kicked a field goal 50 or more yards:	Matt Payne, BYU, 2004 (53)
Kicked a punt of 65 or more yards:	Jake Bailey, Stanford, 2017 (65)
Totalled 100 or more kick return yards:	Damond Philyaw-Johnson, Duke, 2019 (122)



**The Automated ScoreBook**  
 Notre Dame Overall Team Statistics (as of Sep 25, 2021)  
**All games**

<b>Team Statistics</b>	<b>ND</b>	<b>OPP</b>
SCORING	141	93
Points Per Game	35.2	23.2
Points Off Turnovers	38	20
FIRST DOWNS	78	70
Rushing	17	22
Passing	49	42
Penalty	12	6
RUSHING YARDAGE	320	519
Yards gained rushing	497	629
Yards lost rushing	177	110
Rushing Attempts	140	131
Average Per Rush	2.3	4.0
Average Per Game	80.0	129.8
TDs Rushing	3	4
PASSING YARDAGE	1145	938
Comp-Att-Int	86-140-2	88-154-9
Average Per Pass	8.2	6.1
Average Per Catch	13.3	10.7
Average Per Game	286.2	234.5
TDs Passing	11	5
TOTAL OFFENSE	1465	1457
Total Plays	280	285
Average Per Play	5.2	5.1
Average Per Game	366.2	364.2
KICK RETURNS: #-Yards	4-151	14-267
PUNT RETURNS: #-Yards	3-54	5-50
INT RETURNS: #-Yards	9-146	2-32
KICK RETURN AVERAGE	37.8	19.1
PUNT RETURN AVERAGE	18.0	10.0
INT RETURN AVERAGE	18.2	16.0
FUMBLES-LOST	6-3	6-2
PENALTIES-Yards	26-201	32-256
Average Per Game	50.2	64.0
PUNTS-Yards	23-991	24-1056
Average Per Punt	43.1	44.0
Net punt average	40.9	40.1
KICKOFFS-Yards	27-1655	22-1312
Average Per Kick	61.3	59.6
Net kick average	40.3	38.0
TIME OF POSSESSION/Game	29:23	34:12
3RD-DOWN Conversions	23/64	19/63
3rd-Down Pct	36%	30%
4TH-DOWN Conversions	3/5	2/5
4th-Down Pct	60%	40%
SACKS BY-Yards	14-83	20-79
MISC YARDS	0	0
TOUCHDOWNS SCORED	12	9
FIELD GOALS-ATTEMPTS	7-10	8-10
ON-SIDE KICKS	0-0	0-0
RED-ZONE SCORES	(8-9) 89%	(13-15) 87%
RED-ZONE TOUCHDOWNS	(5-9) 56%	(6-15) 40%
PAT-ATTEMPTS	(16-16) 100%	(7-8) 88%
ATTENDANCE	136350	127887
Games/Avg Per Game	2/68175	2/63944
Neutral Site Games		0/0

<b>Score by Quarters</b>	<b>1st</b>	<b>2nd</b>	<b>3rd</b>	<b>4th</b>	<b>OT</b>	<b>Total</b>
Notre Dame	14	37	28	59	3	141
Opponents	19	17	23	34	0	93





Rushing	gp	att	gain	loss	net	avg	td	lg	avg/g	gp	att	gain	loss	net	avg	td	lg	avg/g
Kyren Williams	4	64	267	23	244	3.8	2	51	61.0	20	279	1461	66	1395	5.0	15	65	69.8
Buchner, Tyler	2	10	98	6	92	9.2	0	26	46.0	2	10	98	6	92	9.2	0	26	46.0
Chris Tyree	4	27	84	6	78	2.9	1	12	19.5	16	100	609	35	574	5.7	5	94	35.9
TEAM	4	6	0	11	-11	-1.8	0	0	-2.8									
Pyne, Drew	1	2	0	16	-16	-8.0	0	0	-16.0	1	2	0	16	-16	-8.0	0	0	-16.0
Jack Coan	4	31	48	115	-67	-2.2	0	11	-16.8	4	31	48	115	-67	-2.2	0	11	-16.8
Total	4	140	497	177	320	2.3	3	51	80.0									
Opponents	4	131	629	110	519	4.0	4	89	129.8									

Passing	gp	effic	comp-att-int	pct	yds	td	lg	avg/g	gp	effic	comp-att-int	pct	yds	td	lg	avg/g
Jack Coan	4	144.94	77-128-2	60.2	986	9	62	246.5	4	144.94	77-128-2	60.2	986	9	62	246.5
Pyne, Drew	1	201.30	6-8-0	75.0	81	1	22	81.0	1	201.30	6-8-0	75.0	81	1	22	81.0
Buchner, Tyler	2	321.30	3-4-0	75.0	78	1	55	39.0	2	321.30	3-4-0	75.0	78	1	55	39.0
Total	4	153.20	86-140-2	61.4	1145	11	62	286.2								
Opponents	4	107.33	88-154-9	57.1	938	5	66	234.5								

Receiving	gp	no.	yds	avg	td	lg	avg/g	gp	no.	yds	avg	td	lg	avg/g
Michael Mayer	4	24	267	11.1	3	41	66.8	16	66	717	10.9	5	41	44.8
Kevin Austin	4	14	230	16.4	3	37	57.5	17	20	338	16.9	3	38	19.9
Avery Davis	3	12	204	17.0	1	62	68.0	35	51	680	13.3	5	62	19.4
Kyren Williams	4	11	155	14.1	2	55	38.8	20	47	471	10.0	3	75	23.5
Chris Tyree	4	11	109	9.9	1	55	27.2	16	19	174	9.2	1	55	10.9
Braden Lenzy	4	9	116	12.9	0	24	29.0	20	27	433	16.0	3	70	21.6
Joe Wilkins	4	3	55	18.3	1	23	13.8	22	10	118	11.8	2	23	5.4
Colzie, Deion	2	1	7	7.0	0	7	3.5	2	1	7	7.0	0	7	3.5
Lorenzo Styles	4	1	2	2.0	0	2	0.5	4	1	2	2.0	0	2	0.5
Total	4	86	1145	13.3	11	62	286.2							
Opponents	4	88	938	10.7	5	66	234.5							

Total Offense	g	plays	rush	pass	total	avg/g	g	plays	rush	pass	total	avg/g
Jack Coan	4	159	-67	986	919	229.8	4	159	-67	986	919	229.8
Kyren Williams	4	64	244	0	244	61.0	20	279	1395	0	1395	69.8
Buchner, Tyler	2	14	92	78	170	85.0	2	14	92	78	170	85.0
Chris Tyree	4	27	78	0	78	19.5	16	100	574	0	574	35.9
Pyne, Drew	1	10	-16	81	65	65.0	1	10	-16	81	65	65.0
TEAM	4	6	-11	0	-11	-2.8						
Total	4	280	320	1145	1465	366.2						
Opponents	4	285	519	938	1457	364.2						

Scoring	td	fg	PAT				dxp	saf	pts	td	fg	PAT				dxp	saf	pts
			kick	rush	rcv	pass						kick	rush	rcv	pass			
Jonathan Doerer	-	5-10	16-16	-	-	-	-	31	-	40-54	126-127	-	-	-	-	-	246	
Kyren Williams	4	-	-	-	1	-	-	26	18	-	-	-	1	-	-	110		
Michael Mayer	3	-	-	-	-	-	-	18	5	-	-	-	-	-	-	30		
Chris Tyree	2	-	-	-	-	-	-	12	7	-	-	-	-	-	-	42		
Joe Wilkins	1	-	-	-	-	-	-	6	2	-	-	-	-	-	-	12		
Kevin Austin	1	-	-	-	-	-	-	6	3	-	-	-	-	-	-	18		
Avery Davis	1	-	-	-	-	-	-	6	5	-	-	-	-	-	1-1	30		
Total	12	5-10	16-16	-	1	1-1	-	141										
Opponents	9	6-10	7-8	-	1	1-2	-	93										

Punt Returns	no.	yds	avg	td	lg	no.	yds	avg	td	lg
Kyren Williams	3	54	18.0	0	23	3	54	18.0	0	23
Total	3	54	18.0	0	23					
Opponents	5	50	10.0	0	15					

Kick Returns	no.	yds	avg	td	lg	no.	yds	avg	td	lg
Chris Tyree	4	151	37.8	1	96	26	607	23.3	1	96
Total	4	151	37.8	1	96					
Opponents	14	267	19.1	0	38					



## SEASON

## CAREER

Interceptions	no.	yds	avg	td	lg	no.	yds	avg	td	lg
Kyle Hamilton	3	0	0.0	0	0	8	80	10.0	1	34
Cam Hart	2	32	16.0	0	32	2	32	16.0	0	32
DJ Brown	1	0	0.0	0	0	1	0	0.0	0	0
Clarence Lewis	1	0	0.0	0	0	1	0	0.0	0	0
Jack Kiser	1	66	66.0	1	66	2	68	34.0	1	66
Drew White	1	48	48.0	1	48	1	48	48.0	1	48
Total	9	146	16.2	2	66					
Opponents	2	32	16.0	1	27					

Fumble Returns	no.	yds	avg	td	lg	no.	yds	avg	td	lg
Clarence Lewis	1	4	4.0	0	4	1	4	4.0	0	4
Total	1	4	4.0	0	4					
Opponents	1	2	2.0	0	2					

All Purpose	g	rush	rcv	pr	kr	ir	total	avg/g	g	rush	rcv	pr	kr	ir	total	avg/g
Kyren Williams	4	244	155	54	0	0	453	113.2	20	1395	471	54	35	0	1955	97.8
Chris Tyree	4	78	109	0	151	0	338	84.5	16	574	174	0	607	0	1355	84.7
Michael Mayer	4	0	267	0	0	0	267	66.8	16	0	717	0	0	0	717	44.8
Kevin Austin	4	0	230	0	0	0	230	57.5	17	0	338	0	0	0	338	19.9
Avery Davis	3	0	204	0	0	0	204	68.0	35	137	680	0	0	0	817	23.3
Braden Lenzy	4	0	116	0	0	0	116	29.0	20	208	433	0	71	0	712	35.6
Buchner, Tyler	2	92	0	0	0	0	92	46.0	2	92	0	0	0	0	92	46.0
Jack Kiser	4	0	0	0	0	66	66	16.5	19	0	0	0	0	68	68	3.6
Joe Wilkins	4	0	55	0	0	0	55	13.8	22	0	118	2	0	0	120	5.5
Drew White	4	0	0	0	0	48	48	12.0	33	0	0	0	0	48	48	1.5
Cam Hart	4	0	0	0	0	32	32	8.0	16	0	0	0	0	32	32	2.0
Colzie, Deion	2	0	7	0	0	0	7	3.5	2	0	7	0	0	0	7	3.5
Lorenzo Styles	4	0	2	0	0	0	2	0.5	4	0	2	0	0	0	2	0.5
TEAM	4	-11	0	0	0	0	-11	-2.8								
Pyne, Drew	1	-16	0	0	0	0	-16	-16.0	1	-16	0	0	0	0	-16	-16.0
Jack Coan	4	-67	0	0	0	0	-67	-16.8	4	-67	0	0	0	0	-67	-16.8
Total	4	320	1145	54	151	146	1816	454.0								
Opponents	4	519	938	50	267	32	1806	451.5								

Field Goals	att	good	long	blkd	att	good	long	blkd
Jonathan Doerer	10	7	48	0	54	40	52	0
Total	10	7	48	0				
Opponents	10	8	43	0				

Punting	no.	yds	avg	lg	blk	no.	yds	avg	lg	blk
Jay Bramblett	23	991	43.1	72	0	129	5315	41.2	72	0
Total	23	991	43.1	72	0					
Opponents	24	1056	44.0	68	0					

Kickoffs	no.	yds	avg	tb	ob	no.	yds	avg	tb	ob
Jonathan Doerer	27	1655	61.3	12	0	272	16195	59.5	105	7
Total	27	1655	61.3	12	0					
Opponents	22	1312	59.6	13	1					



The Automated ScoreBook  
 Notre Dame Overall Defensive Statistics (as of Sep 27, 2021)  
 All games

##	Defensive Leaders	gp-gs	Tackles				tfl/yds	Sacks no-yds	Pass defense			Fumbles		blkd	
			ua	a	tot				int-yds	brup	qbh	rcv-yds	ff	kick	saf
2B	Bertrand,JD	4-4	27	15	42	4.5-18	1.5-13	.	.	3		1-0	.	.	.
1H	Hamilton,Kyle	4-4	14	10	24	2.0-5	.	3-0	2	.	.	.	.	.	.
57	Ademilola,Jayso	4-4	10	9	19	3.5-10	1.5-7	.	2	2	.	1	.	.	.
7F	Foskey,Isaiah	4-4	11	7	18	3.5-35	3.5-35	.	1	2		1-0	.	.	.
5H	Hart,Cam	4-3	9	9	18	2.0-7	.	2-32	3	.	.	.	.	.	.
40	White,Drew	4-4	9	8	17	.	.	1-48	1	.	.	.	.	.	.
2K	Kiser,Jack	4-1	9	7	16	.	.	1-66	3	1	.	.	.	.	.
1P	Pryor,Isaiah	4-3	8	6	14	1.0-2	.	.	.	2	.	.	.	.	.
3G	Griffith,Housto	4-3	8	6	14	.	.	.	.	1	.	.	.	.	.
9	Ademilola,Justi	4-0	8	5	13	2.0-6	2.0-6	.	.	1	.	.	.	.	.
5B	Bauer,Bo	4-0	6	4	10	.	.	.	2	1	.	.	.	.	.
95	Tagovailoa-Amos	4-4	5	4	9	2.5-12	2.5-10	.	.	3	.	1	.	.	.
2D	Brown,DJ	3-0	3	5	8	1.0-2	.	1-0	.	.	.	.	.	.	.
6	Lewis,Clarence	4-4	6	2	8	.	.	1-0	1	.		0-4	.	.	.
2T	Bracy,TaRiq	4-1	6	2	8	.	.	.	1	.	.	.	.	.	.
5C	Cross III,Howar	4-1	3	2	5	1.0-3	.	.	.	4	.	.	.	.	.
41	Hinish,Kurt	3-3	2	3	5	1.0-3	1.0-3	.	.	.	.	.	.	.	.
5L	Lacey,Jacob	4-0	4	.	4	1.0-1	.	.	.	.	.	.	.	.	.
31	Osafo-Mensah,Na	4-0	1	3	4	1.0-7	1.0-7	.	.	2	.	.	.	.	.
4S	Shibley,Adam	4-0	1	2	3	.	.	.	.	.	.	.	.	.	.
2W	Walters,Justin	2-0	3	.	3	.	.	.	.	.	.	.	.	.	.
39	Doerer,Jonathan	4-0	2	.	2	.	.	.	.	.	.	.	.	.	.
99	Mills,Rylie	3-0	2	.	2	1.0-5	1.0-5	.	.	1	.	.	.	.	.
17	Coan,Jack	4-4	1	.	1	.	.	.	.	.	.	.	.	.	.
1J	Botelho,Jordan	2-1	1	.	1	.	.	.	.	2	.	.	.	.	.
3K	Kollie,Prince	1-0	1	.	1	.	.	.	.	.	.	.	.	.	.
65	Vinson,Michael	4-0	.	1	1	.	.	.	.	.	.	.	.	.	.
3V	Velotta,Chris	2-0	1	.	1	.	.	.	.	.	.	.	.	.	.
0	Lenzy,Braden	4-2	1	.	1	.	.	.	.	.	.	.	.	.	.
Total		4	162	110	272	27-116	14-86	9-146	16	25		2-4	2	.	.
Opponents		4	164	76	240	39-156	20-112	2-32	16	10		3-2	4	.	.



**The Automated ScoreBook**  
**Notre Dame Team Game-by-Game (as of Sep 25, 2021)**  
**All games**

## TEAM STATISTICS

Date	Opponent	Rushing				Receiving				Passing				Kick Returns				Punt Returns				tot off
		no.	yds	td	lg	no.	yds	td	lg	cmp-att-int	yds	td	lg	no.	yds	td	lg	no.	yds	td	lg	
Sep 05	at Florida St.	35	65	1	12	26	366	4	55	26-35-1	366	4	55	0	0	0	0	1	4	0	4	431
Sep 11	TOLEDO	39	132	1	43	24	317	3	55	24-36-1	317	3	55	1	19	0	19	0	0	0	0	449
Sep 18	PURDUE	34	120	1	51	15	223	2	62	15-32-0	223	2	62	0	0	0	0	2	30	0	23	343
Sep 25	at Wisconsin	32	3	0	8	21	239	2	36	21-37-0	239	2	36	3	132	1	96	0	20	0	10	242
Notre Dame		140	320	3	51	86	1145	11	62	86-140-2	1145	11	62	4	151	1	96	3	54	0	23	1465
		131	519	4	89	88	938	5	66	88-154-9	938	5	66	14	267	0	38	5	50	0	15	1457

Games: 4 • Avg/rush: 2.3 • Avg/catch: 13.3 • Pass effic: 153.20 • KR avg: 37.8 • PR avg: 18.0 • All purpose avg/game: 454.0 • Total offense avg/gm: 366.2

Date	Opponent	Tackles				Sacks no-yds	Fumble		Pass Defense			blkd kick	PAT Attempts			off			
		ua	a	total	tfl-yds		ff	fr-yds	int-yds	qbh	brup		kick	rush	rcv	saf	t/o	pts	
Sep 05	at Florida St.	36	40	76	8.0-43	5.0-34	0	0-4	3-0	8	1	0	5-5	0	0	0	0	21	41
Sep 11	TOLEDO	40	18	58	10.0-36	5.0-25	1	1-0	0-0	4	6	0	3-3	0	1	0	0	0	32
Sep 18	PURDUE	42	44	86	5.0-29	3.0-24	0	0-0	2-0	8	7	0	3-3	0	0	0	0	0	27
Sep 25	at Wisconsin	45	6	51	0.0-8	1.0-0	1	0-0	4-146	5	2	0	5-5	0	0	0	0	17	5
Notre Dame		163	108	271	23.0-116	13.0-83	2	1-4	9-146	25	16	0	16-16	0	1	0	38	105	
		164	76	240	27.0-156	14.0-79	4	2-2	2-32	10	16	0	7-8	0	1	0	20	81	

Date	Opponent	Punting								Field Goals			Kickoffs					
		no.	yds	avg	long	blkd	tb	fc	50+	i20	md-att	long	blkd	no.	yds	avg	tb	ob
Sep 05	at Florida St.	6	236	39.3	50	0	0	5	1	3	2-2	48	0	7	450	64.3	4	0
Sep 11	TOLEDO	3	148	49.3	58	0	0	2	1	1	1-2	48	0	6	381	63.5	3	0
Sep 18	PURDUE	7	283	40.4	52	0	0	1	1	2	2-3	30	0	6	381	63.5	3	0
Sep 25	at Wisconsin	7	324	46.3	72	0	0	2	2	3	2-3	0	0	8	443	55.4	2	0
Notre Dame		23	991	43.1	72	0	0	10	5	9	7-10	48	0	27	1655	61.3	12	0
		24	1056	44.0	68	0	2	6	6	8	8-10	43	0	22	1312	59.6	13	1





**The Automated ScoreBook**  
**Notre Dame Opponent Game-by-Game (as of Sep 25, 2021)**  
**All games**

OPPONENT STATISTICS

Date	Opponent	Rushing				Receiving				Passing				Kick Returns				Punt Returns				tot off
		no.	yds	td	lg	no.	yds	td	lg	cmp-att-int	yds	td	lg	no.	yds	td	lg	no.	yds	td	lg	
Sep 05	at Florida St.	48	264	3	89	14	178	2	60	14-26-3	178	2	60	3	72	0	33	0	0	0	0	442
Sep 11	TOLEDO	30	124	1	67	20	229	1	66	20-33-0	229	1	66	3	58	0	38	0	0	0	0	353
Sep 18	PURDUE	25	57	0	31	36	291	1	32	36-54-2	291	1	32	3	50	0	22	5	34	0	15	348
Sep 25	at Wisconsin	28	74	0	10	18	240	1	43	18-41-4	240	1	43	5	87	0	33	0	16	0	6	314
Opponents		131	519	4	89	88	938	5	66	88-154-9	938	5	66	14	267	0	38	5	50	0	15	1457
		140	320	3	51	86	1145	11	62	86-140-2	1145	11	62	4	151	1	96	3	54	0	23	1465

Games: 4 • Avg/rush: 4.0 • Avg/catch: 10.7 • Pass effic: 107.33 • KR avg: 19.1 • PR avg: 10.0 • All purpose avg/game: 451.5 • Total offense avg/gm: 364.2

Date	Opponent	Tackles				Sacks	Fumble		Pass Defense			blkd kick	PAT Attempts			off		
		ua	a	total	tfl-yds		no-yds	ff	fr-yds	int-yds	qbh		brup	kick	rush	rcv	saf	t/o
Sep 05	at Florida St.	34	36	70	9.0-26	4.0-16	0	0-0	1-5	0	2	0	3-4	0	1	0	0	38
Sep 11	TOLEDO	50	14	64	11.0-54	6.0-37	2	2-2	1-27	6	5	0	2-2	0	0	0	17	29
Sep 18	PURDUE	36	12	48	7.0-30	4.0-26	0	0-0	0-0	1	4	0	1-1	0	0	0	0	13
Sep 25	at Wisconsin	44	14	58	0.0-46	6.0-0	2	0-0	0-0	3	5	0	1-1	0	0	0	3	1
Opponents		164	76	240	27.0-156	14.0-79	4	2-2	2-32	10	16	0	7-8	0	1	0	20	81
		163	108	271	23.0-116	13.0-83	2	1-4	9-146	25	16	0	16-16	0	1	0	38	105

Date	Opponent	Punting								Field Goals			Kickoffs					
		no.	yds	avg	long	blkd	tb	fc	50+	i20	md-att	long	blkd	no.	yds	avg	tb	ob
Sep 05	at Florida St.	4	171	42.8	53	0	0	3	1	1	1-2	43	0	7	355	50.7	3	0
Sep 11	TOLEDO	7	318	45.4	68	0	1	2	2	4	3-3	32	0	7	451	64.4	6	0
Sep 18	PURDUE	7	268	38.3	56	0	0	1	1	2	2-2	34	0	4	256	64.0	3	1
Sep 25	at Wisconsin	6	299	49.8	62	0	1	0	2	1	2-3	0	0	4	250	62.5	1	0
Opponents		24	1056	44.0	68	0	2	6	6	8	8-10	43	0	22	1312	59.6	13	1
		23	991	43.1	72	0	0	10	5	9	7-10	48	0	27	1655	61.3	12	0



## The Automated ScoreBook

### Notre Dame Red-Zone Results (as of Sep 25, 2021)

#### All games

#### Notre Dame Inside Opponent Red-Zone

Date	Opponent	Score	Times In RZ	Times Scored	Total Pts	Rush TDs	Pass TDs	FGs Made	Failed to score inside RZ						
									FGA	Down	Int	Fumb	Half	Game	
Sep 05, 2021	at Florida St.	W 41-38	2	2	14	2	1	1	0	0	0	0	0	0	0
Sep 11, 2021	TOLEDO	W 32-29	2	2	15	2	0	2	0	0	0	0	0	0	0
Sep 18, 2021	PURDUE	W 27-13	2	2	6	0	0	0	2	0	0	0	0	0	0
Sep 25, 2021	at Wisconsin	W 41-13	3	2	10	1	0	1	1	1	0	0	0	0	0
Totals			9	8	45	5	1	4	3	1	0	0	0	0	0
8 of 9 (88.9%)															

#### Opponents Inside Notre Dame Red-Zone

Date	Opponent	Score	Times In RZ	Times Scored	Total Pts	Rush TDs	Pass TDs	FGs Made	Failed to score inside RZ						
									FGA	Down	Int	Fumb	Half	Game	
Sep 05, 2021	at Florida St.	W 41-38	4	3	22	3	2	1	0	1	0	0	0	0	0
Sep 11, 2021	TOLEDO	W 32-29	4	4	15	1	0	1	3	0	0	0	0	0	0
Sep 18, 2021	PURDUE	W 27-13	4	3	13	1	0	1	2	0	0	1	0	0	0
Sep 25, 2021	at Wisconsin	W 41-13	3	3	13	1	0	1	2	0	0	0	0	0	0
Totals			15	13	63	6	2	4	7	1	0	1	0	0	0
13 of 15 (86.7%)															



**The Automated ScoreBook**  
**Notre Dame By-Quarter Statistics (as of Sep 25, 2021)**  
**All games**

**3rd-Down Conversions**

ate	Opponent	Score	Overall	1st Qtr	2nd Qtr	3rd Qtr	4th Qtr	Overtime
ep 05, 2021	at Florida St.	W 41-38	6-17 35.3	0-4 0.0	2-5 40.0	3-3 100.0	1-4 25.0	0-1 0.0
ep 11, 2021	TOLEDO	W 32-29	8-14 57.1	2-4 50.0	0-1 0.0	4-6 66.7	2-3 66.7	
ep 18, 2021	PURDUE	W 27-13	4-17 23.5	0-3 0.0	2-7 28.6	1-2 50.0	1-5 20.0	
ep 25, 2021	at Wisconsin	W 41-13	5-16 31.2	4-9 44.4	0-1 0.0	0-3 0.0	1-3 33.3	
	Notre Dame		23-64 35.9	6-20 30.0	4-14 28.6	8-14 57.1	5-15 33.3	0-1 0.0
	Opponents		19-63 30.2	5-16 31.2	3-15 20.0	3-14 21.4	8-17 47.1	0-1 0.0

**4th-Down Conversions**

ate	Opponent	Score	Overall	1st Qtr	2nd Qtr	3rd Qtr	4th Qtr	Overtime
ep 05, 2021	at Florida St.	W 41-38	1-2 50.0	1-2 50.0	0-0 0.0	0-0 0.0	0-0 0.0	0-0 0.0
ep 11, 2021	TOLEDO	W 32-29	0-1 0.0	0-0 0.0	0-1 0.0	0-0 0.0	0-0 0.0	
ep 18, 2021	PURDUE	W 27-13	1-1 100.0	0-0 0.0	1-1 100.0	0-0 0.0	0-0 0.0	
ep 25, 2021	at Wisconsin	W 41-13	1-1 100.0	1-1 100.0	0-0 0.0	0-0 0.0	0-0 0.0	
	Notre Dame		3-5 60.0	2-3 66.7	1-2 50.0	0-0 0.0	0-0 0.0	0-0 0.0
	Opponents		2-5 40.0	0-2 0.0	0-0 0.0	1-2 50.0	1-1 100.0	0-0 0.0

**Time of Possession**

ate	Opponent	Score	Overall	1st Qtr	2nd Qtr	3rd Qtr	4th Qtr	Overtime
ep 05, 2021	at Florida St.	W 41-38	30:10	9:06	9:12	7:03	4:49	0:00
ep 11, 2021	TOLEDO	W 32-29	29:56	7:19	5:27	9:13	7:57	
ep 18, 2021	PURDUE	W 27-13	25:49	4:56	8:38	4:27	7:48	
ep 25, 2021	at Wisconsin	W 41-13	31:36	9:10	10:31	5:19	6:36	
	Notre Dame	Total	117:31	30:31	33:48	26:02	27:10	0:00
		Avg.	29:22	7:37	8:27	6:30	6:47	0:00
	Opponents	Total	136:49	29:29	26:12	33:58	47:10	0:00
		Avg.	34:12	7:22	6:33	8:29	11:47	0:00



## NOTRE DAME 20+ YARD PLAYS

YARDS	TYPE	PLAYER(S)	OPPONENT
96*	KR	Chris Tyree	Wisconsin
62*	Pass	Jack Coan to Avery Davis	Purdue
55*	Pass	Tyler Buchner to Chris Tyree	Toledo
55	Pass	Jack Coan to Kyren Williams	Florida State
51*	Rush	Kyren Williams	Purdue
43*	Rush	Kyren Williams	Toledo
41*	Pass	Jack Coan to Michael Mayer	Florida State
39*	Pass	Jack Coan to Kyren Williams	Purdue
37*	Pass	Jack Coan to Kevin Austin Jr.	Florida State
36*	Pass	Jack Coan to Kevin Austin Jr.	Wisconsin
34	Pass	Jack Coan to Kevin Austin Jr.	Toledo
29	Pass	Jack Coan to Kevin Austin Jr.	Florida State
28	Pass	Jack Coan to Michael Mayer	Toledo
26	Rush	Tyler Buchner	Toledo
25	Pass	Jack Coan to Michael Mayer	Florida State
24	Pass	Jack Coan to Braden Lenzy	Florida State
23*	Pass	Jack Coan to Joe Wilkins Jr.	Florida State
22	Pass	Drew Pyne to Michael Mayer	Wisconsin
22	Pass	Jack Coan to Michael Mayer	Florida State
20	Pass	Jack Coan to Avery Davis	Wisconsin
20	Rush	Tyler Buchner	Purdue
20	Pass	Jack Coan to Avery Davis	Purdue

## OPPONENT 20+ YARD PLAYS

YARDS	TYPE	PLAYER(S)	ND OPPONENT
89*	Rush	Jashaun Corbin	Florida State
66	Pass	Carter Bradley to Devin Maddox	Toledo
60	Pass	Jordan Travis to Ja'Khi Douglas	Florida State
43	Pass	Graham Mertz to Clay Cundiff	Wisconsin
35	Pass	Graham Mertz to Chez Mellusi	Wisconsin
32	Pass	Jack Plummer to David Bell	Purdue
31	Rush	King Doerue	Purdue
27	Pass	Aidan O'Connell to Jackson Anthrop	Purdue
26*	Rush	Dequan Finn	Toledo
25	Rush	Jordan Travis	Florida State
23	Pass	Carter Bradley to Devin Maddox	Toledo
22	Pass	Graham Mertz to Kendric Pryor	Wisconsin
22	Pass	Jack Plummer to Jackson Anthrop	Purdue
22	Pass	McKenzie Milton to Ja'Khi Douglas	Florida State
21	Pass	Jordan Travis to Malik McClain	Florida State

\* Touchdown play



**NOTRE DAME INDIVIDUAL GAME HIGHS**
**INDIVIDUAL GAME HIGHS**

Rushes	18	Kyren Williams at Florida St. (Sep 05, 2021)
	18	Kyren Williams at Wisconsin (Sep 25, 2021)
Yards Rushing	91	Kyren Williams vs Purdue (Sep 18, 2021)
TD Rushes	1	Chris Tyree at Florida St. (Sep 05, 2021)
	1	Kyren Williams vs Toledo (Sep 11, 2021)
	1	Kyren Williams vs Purdue (Sep 18, 2021)
Long Rush	51	Kyren Williams vs Purdue (Sep 18, 2021)
Pass attempts	35	Jack Coan at Florida St. (Sep 05, 2021)
Pass completions	26	Jack Coan at Florida St. (Sep 05, 2021)
Yards Passing	366	Jack Coan at Florida St. (Sep 05, 2021)
TD Passes	4	Jack Coan at Florida St. (Sep 05, 2021)
Long Pass	62	Jack Coan vs Purdue (Sep 18, 2021)
Receptions	9	Michael Mayer at Florida St. (Sep 05, 2021)
Yards Receiving	120	Michael Mayer at Florida St. (Sep 05, 2021)
	120	Avery Davis vs Purdue (Sep 18, 2021)
TD Receptions	2	Michael Mayer vs Toledo (Sep 11, 2021)
	2	Kevin Austin at Wisconsin (Sep 25, 2021)
Long Reception	62	Avery Davis vs Purdue (Sep 18, 2021)
Field Goals	2	Jonathan Doerer at Florida St. (Sep 05, 2021)
	2	Jonathan Doerer vs Purdue (Sep 18, 2021)
	2	Jonathan Doerer at Wisconsin (Sep 25, 2021)
Long Field Goal	48	Jonathan Doerer at Florida St. (Sep 05, 2021)
	48	Jonathan Doerer vs Toledo (Sep 11, 2021)
Punts	7	Jay Bramblett vs Purdue (Sep 18, 2021)
	7	Jay Bramblett at Wisconsin (Sep 25, 2021)
Punting Avg	49.3	Jay Bramblett vs Toledo (Sep 11, 2021)
Long Punt	72	Jay Bramblett at Wisconsin (Sep 25, 2021)
Punts inside 20	3	Jay Bramblett at Florida St. (Sep 05, 2021)
	3	Jay Bramblett at Wisconsin (Sep 25, 2021)
Long Punt Return	23	Kyren Williams vs Purdue (Sep 18, 2021)
Long Kickoff Return	96	Chris Tyree at Wisconsin (Sep 25, 2021)
Tackles	12	JD Bertrand at Florida St. (Sep 05, 2021)
	12	JD Bertrand vs Purdue (Sep 18, 2021)
Sacks	2.0	Isaiah Foskey at Florida St. (Sep 05, 2021)
	2.0	Tagovailoa, M vs Toledo (Sep 11, 2021)
Tackles For Loss	3.0	JD Bertrand vs Toledo (Sep 11, 2021)
Interceptions	2	Kyle Hamilton at Florida St. (Sep 05, 2021)
	2	Cam Hart at Wisconsin (Sep 25, 2021)

**NOTRE DAME TEAM GAME HIGHS**
**TEAM GAME HIGHS**

Rushes	39	vs Toledo (Sep 11, 2021)
Yards Rushing	132	vs Toledo (Sep 11, 2021)
Yards Per Rush	3.5	vs Purdue (Sep 18, 2021)
TD Rushes	1	at Florida St. (Sep 05, 2021)
	1	vs Toledo (Sep 11, 2021)
	1	vs Purdue (Sep 18, 2021)
Pass attempts	37	at Wisconsin (Sep 25, 2021)
Pass completions	26	at Florida St. (Sep 05, 2021)
Yards Passing	366	at Florida St. (Sep 05, 2021)
Yards Per Pass	10.5	at Florida St. (Sep 05, 2021)
TD Passes	4	at Florida St. (Sep 05, 2021)
Total Plays	75	vs Toledo (Sep 11, 2021)
Total Offense	449	vs Toledo (Sep 11, 2021)
Yards Per Play	6.2	at Florida St. (Sep 05, 2021)
Points	41	at Florida St. (Sep 05, 2021)
	41	at Wisconsin (Sep 25, 2021)
Sacks By	5	at Florida St. (Sep 05, 2021)
	5	vs Toledo (Sep 11, 2021)
First Downs	27	vs Toledo (Sep 11, 2021)
Penalties	11	at Wisconsin (Sep 25, 2021)
Penalty Yards	93	at Wisconsin (Sep 25, 2021)
Turnovers	3	vs Toledo (Sep 11, 2021)
Interceptions By	4	at Wisconsin (Sep 25, 2021)
Punts	7	vs Purdue (Sep 18, 2021)
	7	at Wisconsin (Sep 25, 2021)
Punting Avg	49.3	vs Toledo (Sep 11, 2021)
Long Punt	72	at Wisconsin (Sep 25, 2021)
Punts inside 20	3	at Florida St. (Sep 05, 2021)
	3	at Wisconsin (Sep 25, 2021)
Long Punt Return	23	vs Purdue (Sep 18, 2021)

**OPPONENT INDIVIDUAL GAME HIGHS**
**OPPONENT INDIVIDUAL GAME HIGHS**

Rushes	20	Koback,Bryant, vs Toledo (Sep 11, 2021)
Yards Rushing	144	Corbin,Jashaun, at Florida St. (Sep 05, 2021)
TD Rushes	1	Corbin,Jashaun, at Florida St. (Sep 05, 2021)
	1	Ward,Treshaun, at Florida St. (Sep 05, 2021)
	1	Travis,Jordan, at Florida St. (Sep 05, 2021)
	1	Finn,Dequan, vs Toledo (Sep 11, 2021)
Long Rush	89	Corbin,Jashaun, at Florida St. (Sep 05, 2021)
Pass attempts	41	Mertz,Graham, at Wisconsin (Sep 25, 2021)
Pass completions	25	Plummer,Jack, vs Purdue (Sep 18, 2021)
Yards Passing	240	Mertz,Graham, at Wisconsin (Sep 25, 2021)
TD Passes	2	Travis,Jordan, at Florida St. (Sep 05, 2021)
Long Pass	66	Bradley,Carter, vs Toledo (Sep 11, 2021)
Receptions	9	Maddox,Devin, vs Toledo (Sep 11, 2021)
Yards Receiving	135	Maddox,Devin, vs Toledo (Sep 11, 2021)
TD Receptions	1	Parchment,Andre, at Florida St. (Sep 05, 2021)
	1	Douglas,Ja'Khi, at Florida St. (Sep 05, 2021)
	1	Koback,Bryant, vs Toledo (Sep 11, 2021)
	1	Wright,Milton, vs Purdue (Sep 18, 2021)
	1	Pryor,Kendric, at Wisconsin (Sep 25, 2021)
Long Reception	66	Maddox,Devin, vs Toledo (Sep 11, 2021)
Field Goals	3	Cluckey,Thomas, vs Toledo (Sep 11, 2021)
Long Field Goal	43	Fitzgerald,Ryan, at Florida St. (Sep 05, 2021)
Punts	7	Flint,Bailey, vs Toledo (Sep 11, 2021)
Punting Avg	49.8	Vujnovich,Andy, at Wisconsin (Sep 25, 2021)
Long Punt	68	Flint,Bailey, vs Toledo (Sep 11, 2021)
Punts inside 20	4	Flint,Bailey, vs Toledo (Sep 11, 2021)
Long Punt Return	15	Sheffield,TJ, vs Purdue (Sep 18, 2021)
Long Kickoff Return	38	Mitchell,Bryce, vs Toledo (Sep 11, 2021)
Tackles	10	Johnson,Dyontae, vs Toledo (Sep 11, 2021)
Sacks	2.0	Taylor,Terrance, vs Toledo (Sep 11, 2021)
Tackles For Loss	3.0	Taylor,Terrance, vs Toledo (Sep 11, 2021)
Interceptions	1	Jay,Travis, at Florida St. (Sep 05, 2021)
	1	McDonald Jr.,Ch, vs Toledo (Sep 11, 2021)

**OPPONENT TEAM GAME HIGHS**
**OPPONENT TEAM GAME HIGH**

Rushes	48	at Florida St. (Sep 05, 2021)
Yards Rushing	264	at Florida St. (Sep 05, 2021)
Yards Per Rush	5.5	at Florida St. (Sep 05, 2021)
TD Rushes	3	at Florida St. (Sep 05, 2021)
Pass attempts	54	vs Purdue (Sep 18, 2021)
Pass completions	36	vs Purdue (Sep 18, 2021)
Yards Passing	291	vs Purdue (Sep 18, 2021)
Yards Per Pass	6.9	vs Toledo (Sep 11, 2021)
TD Passes	2	at Florida St. (Sep 05, 2021)
Total Plays	79	vs Purdue (Sep 18, 2021)
Total Offense	442	at Florida St. (Sep 05, 2021)
Yards Per Play	6.0	at Florida St. (Sep 05, 2021)
Points	38	at Florida St. (Sep 05, 2021)
Sacks By	6	vs Toledo (Sep 11, 2021)
	6	at Wisconsin (Sep 25, 2021)
First Downs	19	at Florida St. (Sep 05, 2021)
	19	vs Purdue (Sep 18, 2021)
Penalties	11	vs Toledo (Sep 11, 2021)
Penalty Yards	99	vs Toledo (Sep 11, 2021)
Turnovers	5	at Wisconsin (Sep 25, 2021)
Interceptions By	1	at Florida St. (Sep 05, 2021)
	1	vs Toledo (Sep 11, 2021)
Punts	7	vs Toledo (Sep 11, 2021)
	7	vs Purdue (Sep 18, 2021)
Punting Avg	49.8	at Wisconsin (Sep 25, 2021)
Long Punt	68	vs Toledo (Sep 11, 2021)
Punts inside 20	4	vs Toledo (Sep 11, 2021)
Long Punt Return	15	vs Purdue (Sep 18, 2021)


**57 JAYSON  
ADEMILOLA**
**DL • 6-3, 280 lbs • Senior/Senior**  
 Jackson, NJ (St. Peter's Prep)

**ADEMILOLA'S CAREER HIGHS**
**Tackles:** 5, at Duke (2019)  
**Tackles-for-Loss:** 2.0, vs. Wisconsin (2021)  
**Sacks:** 1.0, vs. Wisconsin (2021)  
**Forced Fumbles:** N/A  
**Fumble Recoveries:** N/A

**ADEMILOLA'S CAREER STATISTICS**

TACKLES	g	ua	a	total	tfl	pd	ff	fr	blk	qbh
2018	12	11	8	19	1.5-5	0	0	0	0	1
2019	11	9	16	25	4.0-12	1	0	0	0	2
2020	8	4	7	11	1.5-12	0	0	0	0	4
2021	4	10	9	19	1.5-10	2	1	0	0	2
TOTAL	35	34	40	74	8.5-39	3	1	0	0	9

SACKS	g	ua	a	total	yards
2018	12	0	1	0.5	3
2019	11	0	0	0.0	0
2020	8	0	1	0.5	4
2021	4	0	1	0.5	4
TOTAL	35	0	3	1.5	11


**4 KEVIN  
AUSTIN JR.**
**WR • 6-2, 215 lbs • Senior/Junior**  
 Ft. Lauderdale, FL (North Broward Prep)

**AUSTIN JR.'S CAREER HIGHS**
**Receptions:** 6, vs. Wisconsin (2021)  
**Receiving Yards:** 91, at Florida State (2021)  
**Longest Reception:** 38, at Navy (2018)  
**Receiving TDs:** 2, vs. Wisconsin (2021)

**AUSTIN JR.'S CAREER STATISTICS**

RECEIVING	g	rec	yards	td	long	rec/g	avg/c	avg/g
2018	11	5	90	0	38	0.5	18.0	8.2
2020	2	1	18	0	18	0.5	18.0	9.0
2021	4	14	230	3	37	3.5	16.4	57.5
TOTAL	17	20	338	3	38	1.2	16.9	19.9

SCORING	g	td	rush	rcv	ret	pat	2pat	fg	total	avg/g
2018	11	0	0	0	0	0	0	0	0	0.0
2020	2	0	0	0	0	0	0	0	0	0.0
2021	4	3	0	3	0	0	0	0	18	4.5
TOTAL	17	3	0	3	0	0	0	0	18	1.1


**9 JUSTIN  
ADEMILOLA**
**DL • 6-1 3/4, 255 lbs • Senior/Junior**  
 Jackson, NJ (St. Peter's Prep)

**ADEMILOLA'S CAREER HIGHS**
**Tackles:** 5, at Florida State (2021)  
**Tackles-for-Loss:** 1.5, at North Carolina (2020)  
**Sacks:** 1.0, (3x), MR vs. Purdue (2021)  
**Forced Fumbles:** N/A  
**Fumble Recoveries:** N/A

**ADEMILOLA'S CAREER STATISTICS**

TACKLES	g	ua	a	total	tfl	pd	ff	fr	blk	qbh
2018	4	6	3	9	0.0-0	0	0	0	0	0
2019	8	6	3	9	1.0-2	0	0	0	0	0
2020	12	10	7	17	2.5-5	1	0	0	0	0
2021	4	8	5	13	1.0-6	0	0	0	0	1
TOTAL	28	30	18	48	4.5-13	1	0	0	0	1

SACKS	g	ua	a	total	yards
2018	4	0	0	0.0	0
2019	8	0	0	0.0	0
2020	12	1	0	1.0	2
2021	4	1	0	1.0	2
TOTAL	28	2	0	2.0	4


**52 BO  
BAUER**
**LB • 6-2 3/4, 233 lbs • Senior/Senior**  
 Harborcreek, PA (Cathedral Prep)

**BAUER'S CAREER HIGHS**
**Tackles:** 6 (2x), MR vs. Syracuse (2020)  
**Tackles-for-Loss:** 2.0 (2x), vs. Syracuse (2020)  
**Sacks:** 1.0, vs. Florida State (2020)  
**Forced Fumbles:** N/A  
**Fumble Recoveries:** N/A  
**Interceptions:** 1, at Pitt (2020)  
**INT Return Yards:** 16, at Pitt (2020)

**BAUER'S CAREER STATISTICS**


INTERCEPTIONS	g	no.	yards	td	long	avg/r	avg/g
2018	13	0	0	0	0	0.0	0.0
2019	13	0	0	0	0	0.0	0.0
2020	12	1	16	0	16	16.0	1.3
2021	4	0	0	0	0	0.0	0.0
TOTAL	42	1	16	0	16	16.0	0.4

TACKLES	g	ua	a	total	tfl	pd	ff	fr	blk	qbh
2018	13	7	3	10	0.0-0	0	0	0	0	0
2019	13	18	10	28	2.0-4	0	0	0	1	0
2020	12	17	9	26	4.5-17	2	0	0	0	3
2021	4	6	4	10	0.0-0	2	0	0	0	1
TOTAL	42	48	26	74	6.5-21	4	0	0	1	4

SACKS	g	ua	a	total	yards
2018	13	0	0	0.0	0
2019	13	0	0	0.0	0
2020	12	1	0	1.0	7
2021	4	0	0	0.0	0
TOTAL	42	1	0	1.0	7


**84 KEVIN  
BAUMAN**

**TE • 6-4 1/2, 242 lbs • Sophomore/Freshman**  
Red Bank, NJ (Red Bank Catholic)

**BAUMAN'S CAREER HIGHS**

**Receptions:** 1, vs. South Florida (2020)  
**Receiving Yards:** 5, vs. South Florida (2020)  
**Longest Reception:** 5, vs. South Florida (2020)  
**Receiving TDs:** N/A

**BAUMAN'S CAREER STATISTICS**

RECEIVING	g	rec	yards	td	long	rec/g	avg/c	avg/g
2020	4	1	5	0	5	0.2	5.0	1.2
2021	1	0	0	0	0	0.0	0.0	0.0
TOTAL	5	1	5	0	5	0.2	5.0	1.0


**27 JD  
BERTRAND**

**LB • 6-1, 230 lbs • Junior/Sophomore**  
Alpharetta, GA (Blessed Trinity)

**BERTRAND'S CAREER HIGHS**

**Tackles:** 12, (2x), MR vs. Purdue (2021)  
**Tackles-for-Loss:** 3, vs. Toledo (2021)  
**Sacks:** 1, vs. Toledo (2021)  
**Forced Fumbles:** N/A  
**Fumble Recoveries:** N/A

**BERTRAND'S CAREER STATISTICS**

TACKLES	g	ua	a	total	tfl	pd	ff	fr	blk	qbh
2019	2	0	0	0	0.0-0	0	0	0	0	0
2020	11	5	2	7	0.0-0	0	0	0	0	0
2021	4	28	15	43	4.5-18	0	0	1	0	3
TOTAL	17	33	17	50	4.5-18	0	0	1	0	3


**17 JORDAN  
BOTELHO**

**DL • 6-2 1/2, 245 lbs • Sophomore/Sophomore**  
Honolulu, HI (Saint Louis)

**BOTELHO'S CAREER HIGHS**

**Tackles:** 1 (3x), MR vs. Clemson (2020)  
**Tackles-for-Loss:** N/A  
**Sacks:** N/A  
**Forced Fumbles:** N/A  
**Fumble Recoveries:** N/A

**BOTELHO'S CAREER STATISTICS**

**28 TARIQ  
BRACY**

**CB • 5-10 1/8, 177 lbs • Senior/Senior**  
Milpitas, CA (Milpitas)

**BRACY'S CAREER HIGHS**

**Tackles:** 8, vs. Florida State (2020)  
**Forced Fumbles:** 1 (2x), MR vs. Bowling Green (2019)  
**Fumble Recoveries:** 1 (2x), MR at Duke (2019)  
**Interceptions:** N/A  
**INT Return Yards:** N/A  
**Pass Breakups:** 2 (3x), MR vs. Duke (2020)

**BRACY'S CAREER STATISTICS**

TACKLES	g	ua	a	total	tfl	pd	ff	fr	blk	qbh
2018	12	14	4	18	0.0-0	0	1	0	0	0
2019	12	25	9	34	0.0-0	7	1	2	0	0
2020	8	22	2	24	2.0-7	3	0	0	0	0
2021	4	6	2	8	0.0-0	1	0	0	0	0
TOTAL	36	67	17	84	2.0-7	11	2	2	0	0


**19 JAY  
BRAMBLETT**

**P • 6-1 1/2, 197 lbs • Junior/Junior**  
Tuscaloosa, AL (Hillcrest)

**BRAMBLETT'S CAREER HIGHS**


**Punts:** 10, at Michigan (2019)  
**Punt Yards:** 423, at Michigan (2019)  
**Long Punt:** 72, vs. Wisconsin (2021)  
**Rushes:** 1 (2x), MR vs. Louisville (2020)  
**Rushing Yards:** 14, vs. Duke (2020)

**BRAMBLETT'S CAREER STATISTICS**

ALL PURPOSE	g	rush	rcv	pr	kr	ir	total	avg/g
2019	13	0	0	0	0	0	0	0.0
2020	12	21	0	0	0	0	21	1.8
2021	4	0	0	0	0	0	0	0.0
TOTAL	29	21	0	0	0	0	21	0.7

PUNTING	g	no.	yards	long	avg
2019	13	63	2485	61	39.4
2020	12	43	1839	59	42.8
2021	4	23	991	72	43.1
TOTAL	29	129	5315	72	41.2

TACKLES	g	ua	a	total	tfl	pd	ff	fr	blk	qbh
2019	13	0	0	0	0.0-0	0	0	0	0	0
2020	12	1	0	1	0.0-0	0	0	0	0	0
2021	4	0	0	0	0.0-0	0	0	0	0	0
TOTAL	29	1	0	1	0.0-0	0	0	0	0	0


**12 DJ BROWN**
**S • 6-0 3/8, 200 lbs • Senior/Junior**  
 Annapolis, MD (St. John's College)

**BROWN'S CAREER HIGHS**

**Tackles:** 7, vs. Purdue (2021)  
**Tackles-for-Loss:** 1, at Florida State (2021)  
**Forced Fumbles:** N/A  
**Fumble Recoveries:** N/A  
**Interceptions:** 1, vs. Purdue (2021)  
**INT Return Yards:** N/A  
**Pass Breakups:** 1 (2x), MR vs. Florida State (2020)

**BROWN'S CAREER STATISTICS**

INTERCEPTIONS	g	no.	yards	td	long	avg/r	avg/g
2018	1	0	0	0	0	0.0	0.0
2019	9	0	0	0	0	0.0	0.0
2020	12	0	0	0	0	0.0	0.0
2021	3	1	0	0	0	0.0	0.0
TOTAL	25	1	0	0	0	0.0	0.0



**12 TYLER BUCHNER**
**QB • 6-1, 215 lbs • Freshman/Freshman**  
 San Diego, CA (Helix)

**BUCKNER'S CAREER HIGHS**

**Completions:** 3 vs. Toledo (2021)  
**Attempts:** 3 vs. Toledo (2021)  
**Passing Yards:** 78, vs. Toledo (2021)  
**Longest Pass:** 55, vs. Toledo (2021)  
**Passing TDs:** 1, vs. Toledo (2021)  
**Rushes:** 7 vs. Toledo (2021)  
**Rushing Yards:** 68, vs. Toledo (2021)  
**Longest Rush:** 26, vs. Toledo (2021)

RUSHING	g	att	yards	td	long	avg/c	avg/g
2021	2	10	92	0	26	9.2	46.0
TOTAL	2	10	92	0	26	9.2	46.0

PASSING	g	cmp-att-int	yards	td	long	pct	avg/p	avg/g
2021	2	3-4-0	78	1	55	75.0	19.5	39.0
TOTAL	2	3-4-0	78	1	55	75.0	19.5	39.0



**17 JACK COAN**
**QB • 6-3 1/4, 223 lbs • Graduate Student/Senior**  
 Sayville, NY (Sayville/Wisconsin)

**COAN'S CAREER HIGHS**

**Completions:** 26 (2x), MR at Florida State (2021)  
**Attempts:** 35 (2x), MR at Florida State (2021)  
**Passing Yards:** 366, at Florida State (2021)  
**Longest Pass:** 70, at Minnesota (2019)  
**Passing TDs:** 4, at Florida State (2021)  
**Rushes:** 9 (3x), MR vs. Wisconsin (2021)  
**Rushing Yards:** 27, vs. Ohio State (2019)  
**Longest Rush:** 25, vs. Michigan (2019)  
**Rushing TDs:** 2 (2x), MR vs. Ohio State (2019)

PASSING	g	cmp-att-int	yards	td	long	pct	avg/p	avg/g	effic
2021	4	77-128-2	986	9	62	60.2	7.7	246.5	144.9
TOTAL	4	77-128-2	986	9	62	60.2	7.7	246.5	144.9

TOTAL OFFENSE	g	rush	pass	total	avg/g
2021	4	-67	986	919	229.8
TOTAL	4	-67	986	919	229.8


**56 HOWARD CROSS III**
**DL • 6-0 7/8, 275 lbs • Junior/Junior**  
 Paramus, NJ (Saint Joseph Regional)


**CROSS III'S CAREER HIGHS**

**Tackles:** 3, vs. Syracuse (2020)  
**Tackles-for-Loss:** 1, vs. Wisconsin (2021)  
**Sacks:** N/A  
**Forced Fumbles:** N/A  
**Fumble Recoveries:** N/A

**CROSS III'S CAREER STATISTICS**

TACKLES	g	ua	a	total	tfl	pd	ff	fr	blk	qbh
2020	12	8	5	13	0.0-0	0	0	0	0	1
2021	4	3	2	5	1.0-3	0	0	0	0	4
TOTAL	16	11	7	18	1.0-3	0	0	0	0	5





### 3 AVERY DAVIS

**WR • 5-11, 202 lbs • Graduate Student/Senior**  
Cedar Hill, TX (Cedar Hill)

#### DAVIS' CAREER HIGHS

**Receptions:** 5 vs. Purdue (2021)  
**Receiving Yards:** 120, vs. Purdue (2021)  
**Long Reception:** 62, vs. Purdue (2021)  
**Receiving TDs:** 1 (5x), MR vs. Purdue (2021)  
**Rushes:** 9, at Wake Forest (2018)  
**Rushing Yards:** 43, at Wake Forest (2018)  
**Longest Rush:** 12, at Wake Forest (2018)  
**Rushing TDs:** N/A

#### DAVIS' CAREER STATISTICS

RUSHING	g	att	yards	td	long	avg/c	avg/g
2017	0	0	0	0	0	0.0	0.0
2018	9	22	70	0	12	3.2	7.8
2019	11	6	10	0	7	1.7	0.9
2020	12	3	57	0	29	19.0	4.8
2021	3	0	0	0	0	0.0	0.0
TOTAL	35	31	137	0	29	4.4	3.9

TOTAL OFFENSE	g	rush	pass	total	avg/g
2017	0	0	0	0	0.0
2018	9	70	0	70	7.8
2019	11	10	0	10	0.9
2020	12	57	0	57	4.8
2021	3	0	0	0	0.0
TOTAL	35	137	0	137	3.9

RECEIVING	g	rec	yards	td	long	rec/g	avg/c	avg/g
2017	0	0	0	0	0	0.0	0.0	0.0
2018	9	5	30	0	9	0.6	6.0	3.3
2019	11	10	124	2	59	0.9	12.4	11.3
2020	12	24	322	2	53	2.0	13.4	26.8
2021	3	12	204	1	62	4.0	17.0	68.0
TOTAL	35	51	680	5	62	1.5	13.3	19.4



### 39 JONATHAN DOERER

**K/P • 6-3, 197 lbs • Graduate Student/Senior**  
Charlotte, NCL (South Mecklenburg)

#### DOERER'S CAREER HIGHS

**Made Field Goals:** 4 (3x), MR vs. Clemson (2020)  
**Field Goal Attempts:** 5, vs. Clemson (2020)  
**Longest FG Made:** 52, vs. Southern Cal (2019)  
**PAT Made:** 7 (2x), MR vs. Navy (2019)  
**PAT Attempts:** 7 (2x), MR vs. Navy (2019)  
**Points:** 17, vs. Clemson (2020)

#### DOERER'S CAREER STATISTICS

SCORING	g	td	rush	rcv	ret	pat	2pat	fg	total	avg/g
2017	7	0	0	0	0	0	0	0	0	0.0
2018	10	0	0	0	0	5	0	1	8	0.8
2019	13	0	0	0	0	57	0	17	108	8.3
2020	12	0	0	0	0	48	0	15	93	7.8
2021	4	0	0	0	0	16	0	7	37	9.2
TOTAL	46	0	0	0	0	126	0	40	246	5.3

FIELD GOALS	g	made	att	long	pct
2017	7	0	0	0	0.0
2018	10	1	1	30	100.0
2019	13	17	20	52	85.0
2020	12	15	23	51	65.2
2021	4	7	10	51	70.0
TOTAL	46	40	54	52	74.1



### 20 C'BO FLEMISTER

**RB • 5-11 1/4, 201 lbs • Senior/Junior**  
Williamson, GA (Pike County)

#### FLEMISTER'S CAREER HIGHS

**Rushes:** 15, at Georgia Tech (2020)  
**Rushing Yards:** 127, vs. USF (2020)  
**Longest Rush:** 31, vs. USF (2020)  
**Rushing TDs:** 2, at Boston College (2020)  
**Receptions:** 1 (3x), MR at Boston College (2020)  
**Receiving Yards:** 27, at Boston College (2020)  
**Long Reception:** 27, at Boston College (2020)  
**Receiving TDs:** N/A

#### FLEMISTER'S CAREER STATISTICS

RUSHING	g	att	yards	td	long	avg/c	avg/g
2018	2	1	0	0	0	0.0	0.0
2019	9	48	162	5	14	3.4	18.0
2020	9	58	299	5	31	5.2	33.2
TOTAL	20	107	461	10	31	4.3	23.0

TOTAL OFFENSE	g	rush	pass	total	avg/g
2018	2	0	0	0	0.0
2019	9	162	0	162	18.0
2020	9	299	0	299	33.2
TOTAL	20	461	0	461	23.0

RECEIVING	g	rec	yards	td	long	rec/g	avg/c	avg/g
2018	2	0	0	0	0	0.0	0.0	0.0
2019	9	1	13	0	13	0.1	13.0	1.4
2020	9	2	36	0	27	0.2	18.0	4.0
TOTAL	20	3	49	0	27	0.2	16.3	2.5



## 7 ISAIAH FOSKEY

**DL • 6-5, 260 lbs • Junior/Sophomore**  
Antioch, CA (De La Salle)

### FOSKEY'S CAREER HIGHS

**Tackles:** 8, at Florida State (2021)  
**Tackles-for-Loss:** 2, at Florida State (2021)  
**Sacks:** 2.0 at Florida State (2021)  
**Forced Fumbles:** N/A  
**Fumble Recoveries:** N/A

### FOSKEY'S CAREER STATISTICS

PUNT RETURNS	g	no.	yards	td	long	avg/r	avg/g
2019	4	1	23	0	0	23.0	5.8
2020	12	1	31	1	0	31.0	2.6
2021	4	0	0	0	0	0.0	0.0
<b>TOTAL</b>	<b>20</b>	<b>2</b>	<b>54</b>	<b>1</b>	<b>0</b>	<b>27.0</b>	<b>2.7</b>

ALL PURPOSE	g	rush	rcv	pr	kr	ir	total	avg/g
2019	4	0	0	23	0	0	23	5.8
2020	12	0	0	31	0	0	31	2.6
2021	4	0	0	0	0	0	0	0.0
<b>TOTAL</b>	<b>20</b>	<b>0</b>	<b>0</b>	<b>54</b>	<b>0</b>	<b>0</b>	<b>54</b>	<b>2.7</b>

TACKLES	g	ua	a	total	tfl	pd	ff	fr	blk	qbh
2019	4	1	4	5	0.0-0	0	0	0	1	1
2020	12	12	8	20	5.0-34	1	0	0	1	5
2021	4	12	6	18	4.0-41	1	0	1	0	2
<b>TOTAL</b>	<b>20</b>	<b>25</b>	<b>18</b>	<b>43</b>	<b>9.0-75</b>	<b>2</b>	<b>0</b>	<b>1</b>	<b>2</b>	<b>8</b>

SACKS	g	ua	a	total	yards
2019	4	0	0	0.0	0
2020	12	4	1	4.5	33
2021	4	4	0	4.0	41
<b>TOTAL</b>	<b>20</b>	<b>8</b>	<b>1</b>	<b>8.5</b>	<b>74</b>



## 14 KYLE HAMILTON

**S • 6-4, 220 lbs • Junior/Junior**  
Atlanta, GA (Marist School)

### HAMILTON'S CAREER HIGHS

**Tackles:** 10, (2x) MR vs. Purdue (2021)  
**Tackles-for-Loss:** 2.0, (2x), MR vs. Toledo (2021)  
**Forced Fumbles:** N/A  
**Fumble Recoveries:** N/A  
**Interceptions:** 2, at Florida State (2021)  
**INT Return Yards:** 34, vs New Mexico (2019)  
**Pass Breakups:** 2, at Louisville (2019)  
**Quarterback Hurries:** 1 (2x), MR vs. Florida State (2020)

### HAMILTON'S CAREER STATISTICS

INTERCEPTIONS	g	no.	yards	td	long	avg/r	avg/g
2019	13	4	66	1	34	16.5	5.1
2020	11	1	14	0	14	14.0	1.3
2021	4	3	0	0	0	0.0	0.0
<b>TOTAL</b>	<b>28</b>	<b>8</b>	<b>80</b>	<b>1</b>	<b>34</b>	<b>10.0</b>	<b>2.9</b>

ALL PURPOSE	g	rush	rcv	pr	kr	ir	total	avg/g
2019	13	0	0	0	0	66	66	5.1
2020	11	0	0	0	0	14	14	1.3
2021	4	0	0	0	0	0	0	0.0
<b>TOTAL</b>	<b>28</b>	<b>0</b>	<b>0</b>	<b>0</b>	<b>0</b>	<b>80</b>	<b>80</b>	<b>2.9</b>

TACKLES	g	ua	a	total	tfl	pd	ff	fr	blk	qbh
2019	13	27	14	41	1.0-1	10	0	0	0	0
2020	11	51	12	63	4.5-16	7	0	0	0	2
2021	4	14	10	24	2.0-5	5	0	0	0	0
<b>TOTAL</b>	<b>28</b>	<b>92</b>	<b>36</b>	<b>128</b>	<b>7.5-22</b>	<b>22</b>	<b>0</b>	<b>0</b>	<b>0</b>	<b>2</b>



## 3 HOUSTON GRIFFITH

**S • 6-0 1/4, 202 lbs • Senior/Senior**  
Chicago, IL (IMG Academy (FL))

### GRIFFITH'S CAREER HIGHS

**Tackles:** 8, at Florida State (2021)  
**Tackles-for-Loss:** 1.0, vs. USF (2020)  
**Forced Fumbles:** N/A  
**Fumble Recoveries:** N/A  
**Interceptions:** N/A  
**INT Return Yards:** N/A  
**Pass Breakups:** 1, (3x), MR at Duke (2019)  
**Quarterback Hurries:** 1, vs. Syracuse (2018)

### GRIFFITH'S CAREER STATISTICS

TACKLES	g	ua	a	total	tfl	pd	ff	fr	blk	qbh
2018	11	10	4	14	0.0-0	2	0	0	0	1
2019	13	3	2	5	0.0-0	1	0	0	0	0
2020	12	13	1	14	1.0-4	0	0	0	0	0
2021	4	8	6	14	0.0-0	0	0	0	0	1
<b>TOTAL</b>	<b>40</b>	<b>34</b>	<b>13</b>	<b>47</b>	<b>1.0-4</b>	<b>3</b>	<b>0</b>	<b>0</b>	<b>0</b>	<b>2</b>



## 5 CAM HART

**CB • 6-2 1/2, 205 lbs • Junior/Sophomore**  
Baltimore, MD (Good Counsel)


### HART'S CAREER HIGHS

**Tackles:** 7, vs. Toledo (2021)  
**Tackles-for-Loss:** 1.0, (2x) MR vs. Toledo (2021)  
**Forced Fumbles:** N/A  
**Fumble Recoveries:** N/A  
**Interceptions:** 2, vs. Wisconsin (2021)  
**INT Return Yards:** 32, vs. Wisconsin (2021)  
**Pass Breakups:** 2, vs. USF (2020)

### HART'S CAREER STATISTICS

INTERCEPTIONS	g	no.	yards	td	long	avg/r	avg/g
2019	3	0	0	0	0	0.0	0.0
2020	9	0	0	0	0	0.0	0.0
2021	4	2	32	0	32	16.0	8.0
<b>TOTAL</b>	<b>16</b>	<b>2</b>	<b>32</b>	<b>0</b>	<b>32</b>	<b>16.0</b>	<b>2.0</b>

ALL PURPOSE	g	rush	rcv	pr	kr	ir	total	avg/g
-------------	---	------	-----	----	----	----	-------	-------


**41 KURT  
HINISH**
**DL • 6-1 3/4, 300 lbs • Graduate Student/\*\*Senior**  
 Pittsburgh, PA (Central Catholic)


**HINISH'S CAREER HIGHS**
**Tackles:** 3 (6x), MR vs. North Carolina (2020)  
**Tackles-for-Loss:** 2.0 (2x), MR at Boston College (2020)  
**Sacks:** 1.5, vs. Syracuse (2018)  
**Forced Fumbles:** 1, vs. Southern Cal (2019)  
**Fumble Recoveries:** N/A

**HINISH'S CAREER STATISTICS**

TACKLES	g	ua	a	total	tfl	pd	ff	fr	blk	qbh
2017	12	1	7	8	0.5-1	0	0	0	0	1
2018	13	6	7	13	2.0-14	0	0	0	0	0
2019	13	7	8	15	4.5-12	0	1	0	0	1
2020	12	13	6	19	7.5-22	0	0	0	0	1
2021	3	2	3	5	1.0-3	0	0	0	0	0
TOTAL	53	29	31	60	15.5-52	0	1	0	0	3

SACKS	g	ua	a	total	yards
2017	12	0	0	0.0	0
2018	13	1	1	1.5	12
2019	13	1	2	2.0	9
2020	12	2	0	2.0	6
2021	3	1	0	1.0	3
TOTAL	53	5	3	6.5	30


**24 JACK  
KISER**
**LB • 6-1 5/8, 222 lbs • Junior/Sophomore**  
 Royal Center, IN (Pioneer)

**KISER'S CAREER HIGHS**
**Tackles:** 8, vs. USF (2020)  
**Tackles-for-Loss:** 2.0, vs. USF (2020)  
**Sacks:** N/A  
**Forced Fumbles:** N/A  
**Fumble Recoveries:** N/A  
**Interceptions:** 1 (2x), MR vs. Wisconsin (2021)  
**INT Return Yards:** 6, vs. Wisconsin (2021)

**KISER'S CAREER S**

TACKLES	g	ua	a	total	tfl	pd	ff	fr	blk	qbh
2019	4	0	0	0	0.0-0	0	0	0	0	0
2020	11	16	4	20	3.0-5	1	0	0	0	1
2021	4	9	7	16	0.0-0	4	0	0	0	1
TOTAL	19	25	11	36	3.0-5	5	0	0	0	2

INTERCEPTIONS	g	no.	yards	td	long	avg/r	avg/g
2019	4	0	0	0	0	0.0	0.0
2020	11	1	2	0	2	2.0	0.2
2021	4	1	66	1	66	66.0	16.5
TOTAL	19	2	68	1	66	34.0	3.6


**54 JACOB  
LACEY**
**DL • 6-1 5/8, 275 lbs • Junior/Junior**  
 Bowling Green, KY (South Warren)

**LACEY'S CAREER HIGHS**
**Tackles:** 4, vs. Navy (2019)  
**Tackles-for-Loss:** 1.5, vs. Virginia (2019)  
**Sacks:** 0.5, vs. Virginia (2019)  
**Forced Fumbles:** N/A  
**Fumble Recoveries:** N/A

**LACEY'S CAREER STATISTICS**

TACKLES	g	ua	a	total	tfl	pd	ff	fr	blk	qbh
2019	11	7	7	14	1.5-3	0	0	0	0	1
2020	11	1	3	4	1.0-2	1	0	0	0	0
2021	4	4	0	4	1.0-1	0	0	0	0	0
TOTAL	26	12	10	22	3.5-6	1	0	0	0	1

SACKS	g	ua	a	total	yards
2019	11	0	1	0.5	2
2020	11	0	0	0.0	0
2021	4	0	0	0.0	0
TOTAL	26	0	1	0.5	2


**0 BRADEN  
LENZY**
**WR • 5-11 3/8, 182 lbs • Senior/Junior**  
 Tigard, OR (Tigard Senior)

**LENZY'S CAREER HIGHS**
**Receptions:** 3 (3x), MR vs. Purdue (2021)  
**Receiving Yards:** 87, vs. Navy (2019)  
**Long Reception:** 70, vs. Navy (2019)  
**Receiving TDs:** 2 (2x), MR vs. Navy (2019)  
**Rushes:** 4, at Stanford (2019)  
**Rushing Yards:** 61, vs. Boston College (2019)  
**Long Rush:** 61, vs. Boston College (2019)  
**Rushing TDs:** 1 (2x), MR vs. Boston College (2019)

**LENZY'S CAREER STATISTICS**

RUSHING	g	att	yards	td	long	avg/c	avg/g
2018	0	0	0	0	0	0.0	0.0
2019	9	13	200	2	61	15.4	22.2
2020	7	3	8	0	3	2.7	1.1
2021	4	0	0	0	0	0.0	0.0
TOTAL	20	16	208	2	61	13.0	10.4

TOTAL OFFENSE	g	rush	pass	total	avg/g
2018	0	0	0	0	0.0
2019	9	200	0	200	22.2
2020	7	8	0	8	1.1
2021	4	0	0	0	0.0
TOTAL	20	208	0	208	10.4

RECEIVING	g	rec	yards	td	long	rec/g	avg/c	avg/g
2018	0	0	0	0	0	0.0	0.0	0.0
2019	9	11	254	2	70	1.2	23.1	28.2
2020	7	7	63	1	22	1.0	9.0	9.0
2021	4	9	116	0	24	2.2	12.9	29.0
TOTAL	20	27	433	3	70	1.4	16.0	21.6


**6 CLARENCE LEWIS**
**CB • 5-11 1/2, 198 lbs • Sophomore/Sophomore**  
 Edison, NJ (Mater Dei)

**LEWIS' CAREER HIGHS**
**Tackles:** 12, vs. Syracuse (2020)  
**Tackles-for-Loss:** 1.0, vs. USF (2020)  
**Forced Fumbles:** 1, vs. Syracuse (2020)  
**Fumble Recoveries:** N/A  
**Interceptions:** 1, at Florida State (2021)  
**INT Return Yards:** 4, at Florida State (2021)  
**Pass Breakups:** 3, vs. USF (2020)

**LEWIS' CAREER STATISTICS**

ALL PURPOSE	g	rush	rcv	pr	kr	ir	total	avg/g
2020	12	0	0	0	0	0	0	0.0
2021	4	0	0	0	0	0	0	0.0
TOTAL	16	0	0	0	0	0	0	0.0

TACKLES	g	ua	a	total	tfl	pd	ff	fr	blk	qbh
2020	12	29	4	33	1.0-3	7	1	0	0	0
2021	4	6	2	8	0.0-0	2	0	0	0	0
TOTAL	16	35	6	41	1.0-3	9	1	0	0	0


**8 MARIST LIUFAU**
**LB • 6-2 1/4, 229 lbs • Junior/Sophomore**  
 Kalihi, HI (Punahou)

**LIUFAU'S CAREER HIGHS**
**Tackles:** 6, vs. Clemson (ACCCG) (2020)  
**Tackles-for-Loss:** 0.5, at North Carolina (2020)  
**Sacks:** 0.5, at North Carolina (2020)  
**Forced Fumbles:** N/A  
**Fumble Recoveries:** 1, vs. Syracuse (2020)

**LIUFAU'S CAREER STATISTICS**

TACKLES	g	ua	a	total	tfl	pd	ff	fr	blk	qbh
2019	4	0	0	0	0.0-0	0	0	0	0	0
2020	10	10	12	22	1.5-2	0	0	1	0	1
TOTAL	14	10	12	22	1.5-2	0	0	1	0	1


SACKS	g	ua	a	total	yards
2019	4	0	0	0.0	0
2020	10	0	1	0.5	1
TOTAL	14	0	1	0.5	1


**87 MICHAEL MAYER**
**TE • 6-4 1/2, 251 lbs • Sophomore/Sophomore**  
 Independence, KY (Covington Catholic)

**MAYER'S CAREER HIGHS**
**Receptions:** 9, at Florida State (2021)  
**Receiving Yards:** 120, at Florida State (2021)  
**Long Reception:** 41, at Florida State (2021)  
**Receiving TDs:** 2 vs. Toledo (2021)

**MAYER'S CAREER STATISTICS**

RECEIVING	g	rec	yards	td	long	rec/g	avg/c	avg/g
2020	12	42	450	2	29	3.5	10.7	37.5
2021	4	24	267	3	41	6.0	11.1	66.8
TOTAL	16	66	717	5	41	4.1	10.9	44.8


**99 RYLIE MILLS**
**DL • 6-5 1/8, 283 lbs • Sophomore/Sophomore**  
 Lake Bluff, IL (Lake Forest)

**MILLS' CAREER HIGHS**
**Tackles:** 2 (2x), MR at North Carolina (2020)  
**Tackles-for-Loss:** 1.0 (2x), MR at Florida State (2021)  
**Sacks:** 1.0, at Florida State (2021)  
**Forced Fumbles:** N/A  
**Fumble Recoveries:** N/A

**MILLS' CAREER STATISTICS**

TACKLES	g	ua	a	total	tfl	pd	ff	fr	blk	qbh
2020	9	2	5	7	2.0-8	0	0	0	0	0
2021	3	2	0	2	1.0-5	0	0	0	0	1
TOTAL	12	4	5	9	3.0-13	0	0	0	0	1

SACKS	g	ua	a	total	yards
2020	9	0	1	0.5	4
2021	3	1	0	1.0	5
TOTAL	12	1	1	1.5	9



## 10 ISAAH PRYOR

**LB • 6-1 1/2, 217 lbs • Graduate Student/Senior**  
Lawrenceville, GA (Archer/Ohio State)


### PRYOR'S CAREER HIGHS

**Tackles:** 7, vs. Purdue (2021)  
**Tackles-for-Loss:** 1.0, at Pitt (2020)  
**Sacks:** 1.0, (4x), MR at Florida State (2021)  
**Forced Fumbles:** 1, at Pitt (2020)  
**Fumble Recoveries:** N/A  
**Interceptions:** 1, at Florida State (2021)  
**INT Return Yards:** N/A  
**Pass Breakups:** N/A

### PRYOR'S CAREER STATISTICS

TACKLES	g	ua	a	total	tfl	pd	ff	fr	blk	qbh
2020	12	8	0	8	1.0-7	0	1	0	0	1
2021	4	8	6	14	1.0-2	0	0	0	0	2
TOTAL	16	16	6	22	2.0-9	0	1	0	0	3

SACKS	g	ua	a	total	yards
2020	12	1	0	1.0	7
2021	4	0	0	0.0	0
TOTAL	16	1	0	1.0	7



## 10 DREW PYNE

**QB • 5-11 1/2, 200 lbs • Sophomore/Freshman**  
New Canaan, CT (New Canaan)


### PYNE'S CAREER HIGHS

**Completions:** 6 vs. Wisconsin (2021)  
**Attempts:** 8, vs. Wisconsin (2021)  
**Passing Yards:** 81, vs. Wisconsin (2021)  
**Longest Pass:** 22, vs. Wisconsin (2021)  
**Passing TDs:** 1, vs. Wisconsin (2021)  
**Rushes:** 2, vs. Wisconsin (2021)  
**Rushing Yards:** 4, vs. USF (2020)  
**Longest Rush:** 4, vs. USF (2020)  
**Rushing TDs:** N/A

### PYNE'S CAREER STATISTICS

RUSHING	g	att	yards	td	long	avg/c	avg/g
2021	1	2	-16	0	0	-8.0	-16.0
TOTAL	1	2	-16	0	0	-8.0	-16.0

PASSING	g	cmp-att-int	yards	td	long	pct	avg/p	avg/g	effic
2021	1	6-8-0	81	1	22	75.0	10.1	81.0	201.3
TOTAL	1	6-8-0	81	1	22	75.0	10.1	81.0	201.3



## 29 MATT SALERNO

**WR • 6-0 5/8, 196 lbs • Senior/Junior**  
Valencia, CA (Crespi Carmelite)

### SALERNO'S CAREER HIGHS

**Punt Returns:** 2 (3x), MR vs. Syracuse (2020)  
**Punt Return Yards:** 12 (2x), MR vs. Syracuse (2020)  
**Punt Return TDs:** N/A  
**Long Return:** 13, vs. Syracuse (2020)

### SALERNO'S CAREER STATISTICS

PUNT RETURNS	g	no.	yards	td	long	avg/r	avg/g
2019	1	0	0	0	0	0.0	0.0
2020	11	10	45	0	13	4.5	4.1
2021	3	0	0	0	0	0.0	0.0
TOTAL	15	10	45	0	13	4.5	3.0



## 33 SHAYNE SIMON

**LB • 6-2 3/4, 233 lbs • Senior/Senior**  
West Orange, NJ (St. Peter's Prep)

### SIMON'S CAREER HIGHS

**Tackles:** 4 (2x), MR vs. Clemson (2020)  
**Tackles-for-Loss:** 1.5 vs. Bowling Green (2019)  
**Sacks:** N/A  
**Forced Fumbles:** N/A  
**Fumble Recoveries:** N/A  
**Quarterback Hurries:** 1 (2x), MR at Pitt (2020)

### SIMON'S CAREER STATISTICS

TACKLES	g	ua	a	total	tfl	pd	ff	fr	blk	qbh
2018	9	2	2	4	0.5-2	1	0	0	0	0
2019	11	2	7	9	1.5-2	0	0	0	0	1
2020	11	9	5	14	1.0-1	4	0	0	0	1
2021	1	0	0	0	0.0-0	0	0	0	0	0
TOTAL	32	13	14	27	3.0-5	5	0	0	0	2





## 95 MYRON TAGOVAILOA-AMOSA

**DL • 6-2 1/2, 268 lbs • Graduate Student/Senior**  
Ewa Beach, HI (Kapole)

### TAGOVAILOA-AMOSA'S CAREER HIGHS

**Tackles:** 5 vs. Purdue (2021)  
**Tackles-for-Loss:** 2.0 vs. Toledo (2021)  
**Sacks:** 2.0 vs. Toledo (2021)  
**Forced Fumbles:** 1, (2x) vs. Syracuse (2020)  
**Fumble Recoveries:** 1 (3x), MR vs. Syracuse (2020)

### TAGOVAILOA-AMOSA'S CAREER STATISTICS

TACKLES	g	ua	a	total	tfl	pd	ff	fr	blk	qbh
2017	13	7	5	12	1.5-6	0	0	0	0	0
2018	2	0	2	2	0.5-1	0	0	0	0	0
2019	12	13	9	22	2.5-5	1	0	1	0	6
2020	11	11	6	17	6.0-21	0	1	2	0	2
2021	4	5	3	8	2.0-6	0	1	0	0	3
TOTAL	42	36	25	61	12.5-39	1	2	3	0	11

SACKS	g	ua	a	total	yards
2017	13	0	0	0.0	0
2018	2	0	0	0.0	0
2019	12	0	1	0.5	1
2020	11	2	1	2.5	10
2021	4	2	0	2.0	4
TOTAL	42	4	2	5.0	15



## 85 GEORGE TAKACS

**TE • 6-6, 247 lbs • Senior/Junior**  
Naples, FL (Gulf Coast)

### TAKACS' CAREER HIGHS

**Receptions:** 1 (4x), MR at North Carolina (2020)  
**Receiving Yards:** 13, at North Carolina (2020)  
**Long Reception:** 13, at North Carolina (2020)  
**Receiving TDs:** 1, at Duke (2019)

### TAKACS' CAREER STATISTICS

RECEIVING	g	rec	yards	td	long	rec/g	avg/c	avg/g
2019	6	2	12	1	10	0.3	6.0	2.0
2020	10	3	30	0	13	0.3	10.0	3.0
2021	2	0	0	0	0	0.0	0.0	0.0
TOTAL	18	5	42	1	13	0.3	8.4	2.3



## 25 CHRIS TYREE

**RB • 5-9 1/2, 190 lbs • Sophomore/Sophomore**  
Chester, VA (Thomas Dale)

### TYREE'S CAREER HIGHS

**Rushes:** 17, at Boston College (2020)  
**Rushing Yards:** 109, vs. Syracuse (2020)  
**Longest Rush:** 94, vs. Syracuse (2020)  
**Rushing TDs:** 1 (5x), MR at Florida State (2021)  
**Receptions:** 4, (2x), MR vs. Purdue (2021)  
**Receiving Yards:** 63, vs. Toledo (2021)  
**Long Reception:** 55, vs. Toledo (2021)  
**Receiving TDs:** 1, vs. Toledo (2021)  
**Kickoff Returns:** 4 (2x), MR at Boston College (2020)  
**Kickoff Return Yards:** 90, vs. Duke (2020)  
**Kickoff Return TDs:** 1, vs. Wisconsin (2021)  
**Long Kickoff Return:** 96, vs. Wisconsin (2021)

### TYREE'S CAREER STATISTICS

RUSHING	g	att	yards	td	long	avg/c	avg/g
2020	12	73	496	4	94	6.8	41.3
2021	4	27	78	1	12	2.9	19.5
TOTAL	16	100	574	5	94	5.7	35.9

TOTAL OFFENSE	g	rush	pass	total	avg/g
2020	12	496	0	496	41.3
2021	4	78	0	78	19.5
TOTAL	16	574	0	574	35.9

RECEIVING	g	rec	yards	td	long	rec/g	avg/c	avg/g
2020	12	8	65	0	27	0.7	8.1	5.4
2021	4	11	109	1	55	2.8	9.9	27.2
TOTAL	16	19	174	1	55	1.2	9.2	10.9

SCORING	g	td	rush	rcv	ret	pat	2pat	fg	total	avg/g
2020	12	4	4	0	0	0	0	0	24	2.0
2021	4	3	1	1	1	0	0	0	18	4.5
TOTAL	16	7	5	1	1	0	0	0	42	2.6

KICK RETURNS	g	no.	yards	td	long	avg/r	avg/g
2020	12	22	456	0	38	20.7	38.0
2021	4	4	151	1	96	37.8	37.8
TOTAL	16	26	607	1	96	23.3	37.9



## 40 DREW WHITE

**LB • 6-0 1/4, 228 lbs • Graduate Student/Senior**  
Boca Raton, FL (St. Thomas Aquinas)

### WHITE'S CAREER HIGHS

**Tackles:** 11, vs. Michigan (2019)  
**Tackle-for-Loss:** 2.0 (3x), MR at North Carolina (2020)  
**Sacks:** 1.0 (3x), MR vs. Clemson (ACCCG) (2020)  
**Interceptions:** 1, vs. Wisconsin (2021)  
**INT Return Yards:** 48, vs. Wisconsin (2021)  
**Fumble Recoveries:** 1 (2x), MR vs. Boston College (2019)

### WHITE'S CAREER STATISTICS

TACKLES	g	ua	a	total	tfl	pd	ff	fr	blk	qbh
2017	0	0	0	0	0.0-0	0	0	0	0	0
2018	4	2	6	8	0.0-0	0	0	0	0	0
2019	13	48	32	80	8.0-17	1	0	2	0	2
2020	12	30	27	57	9.0-27	2	0	0	0	2
2021	4	9	8	17	0.0-0	2	0	0	0	0
TOTAL	33	89	73	162	17.0-44	5	0	2	0	4

SACKS	g	ua	a	total	yards
2017	0	0	0	0.0	0
2018	4	0	0	0.0	0
2019	13	2	0	2.0	3
2020	12	1	1	1.5	9
2021	4	0	0	0.0	0
TOTAL	33	3	1	3.5	12

INTERCEPTIONS	g	no.	yards	td	long	avg/r	avg/g
2017	0	0	0	0	0	0.0	0.0
2018	4	0	0	0	0	0.0	0.0
2019	13	0	0	0	0	0.0	0.0
2020	12	0	0	0	0	0.0	0.0
2021	4	1	48	1	48	48.0	12.0
TOTAL	33	1	48	1	48	48.0	1.5



## 5 JOE WILKINS JR.

**WR • 6-1 1/2, 195 lbs • Senior/Junior**  
North Fort Myers, FL (North Fort Myers)

### WILKINS JR'S CAREER HIGHS

**Receptions:** 4, vs. Duke (2020)  
**Receiving Yards:** 39, vs. Duke (2020)  
**Long Reception:** 23, at Florida State (2021)  
**Receiving TDs:** 1 (2x), MR at Florida State (2021)

### WILKINS JR'S CAREER STATISTICS

RECEIVING	g	rec	yards	td	long	rec/g	avg/c	avg/g
2018	2	0	0	0	0	0.0	0.0	0.0
2019	5	0	0	0	0	0.0	0.0	0.0
2020	11	7	63	1	15	0.6	9.0	5.7
2021	4	3	55	1	23	0.8	18.3	13.8
TOTAL	22	10	118	2	23	0.5	11.8	5.4



## 23 KYREN WILLIAMS

**RB • 5-9, 199 lbs • Junior/Sophomore**  
St. Louis, MO (St. John Vianney)

### WILLIAMS' CAREER HIGHS

**Rushes:** 25, vs. Louisville (2020)  
**Rushing Yards:** 185, vs. Florida State (2020)  
**Longest Rush:** 65, vs. Florida State (2020)  
**Rushing TDs:** 3, vs. Clemson (2020)  
**Receptions:** 8, vs. Alabama (2021)  
**Receiving Yards:** 93, vs. Duke (2020)  
**Long Reception:** 75, vs. Duke (2020)  
**Receiving TDs:** 1 (3x), MR vs. Purdue (2021)  
**Long Punt Return:** 23, vs. Purdue (2021)

### WILLIAMS' CAREER STATISTICS

RUSHING	g	att	yards	td	long	avg/c	avg/g
2019	4	4	26	0	14	6.5	6.5
2020	12	211	1125	13	65	5.3	93.8
2021	4	64	244	2	51	3.8	61.0
TOTAL	20	279	1395	15	65	5.0	69.8

TOTAL OFFENSE	g	rush	pass	total	avg/g
2019	4	26	0	26	6.5
2020	12	1125	0	1125	93.8
2021	4	244	0	244	61.0
TOTAL	20	1395	0	1395	69.8

RECEIVING	g	rec	yards	td	long	rec/g	avg/c	avg/g
2019	4	1	3	0	3	0.2	3.0	0.8
2020	12	35	313	1	75	2.9	8.9	26.1
2021	4	11	155	2	55	2.8	14.1	38.8
TOTAL	20	47	471	3	75	2.3	10.0	23.5

SCORING	g	td	rush	rcv	ret	pat	2pat	fg	total	avg/g
2019	4	0	0	0	0	0	0	0	0	0.0
2020	12	14	13	1	0	0	0	0	84	7.0
2021	4	4	2	2	0	0	1	0	26	6.5
TOTAL	20	18	15	3	0	0	1	0	110	5.5

PUNT RETURNS	g	no.	yards	td	long	avg/r	avg/g
2019	4	0	0	0	0	0.0	0.0
2020	12	0	0	0	0	0.0	0.0
2021	4	6	54	0	23	9.0	13.5
TOTAL	20	6	54	0	23	9.0	2.7

KICK RETURNS	g	no.	yards	td	long	avg/r	avg/g
2019	4	2	35	0	19	17.5	8.8
2020	12	0	0	0	0	0.0	0.0
2021	4	0	0	0	0	0.0	0.0
TOTAL	20	2	35	0	19	17.5	1.8