



# NOTRE DAME

## MEN'S SOCCER

### FIGHTING IRISH MEDIA

Assistant Athletics Communications Director

Robby Hamman

rhamman@nd.edu

574-808-9575 (cell)

NOTRE DAME (3-3-1, 1-0-1 ACC)

#12 VIRGINIA TECH

### GAME INFORMATION

|    |                                 |                                 |
|----|---------------------------------|---------------------------------|
|    | Friday, September 24 at 7 PM ET | Thompson Field - Blacksburg, VA |
| TV |                                 | Live Stats at UND.com           |

### THE SERIES

|                 |                 |                              |
|-----------------|-----------------|------------------------------|
| All-Time vs. VT | ND Leads, 6-5-1 | Last: L, 0-2 (April 9, 2021) |
|-----------------|-----------------|------------------------------|

### THE COACHES

|    | Head Coach      | At School (Years) | Overall (Years)  |
|----|-----------------|-------------------|------------------|
| ND | Chad Riley      | 32-27-5 (4th)     | 83-53-19 (9th)   |
| VT | Mike Brizendine | 119-132-34 (16th) | 92-108-34 (13th) |

### SCHEDULE/RESULTS

| Date  | ND Rank | Opponent             | TV    | Time/Result  |
|-------|---------|----------------------|-------|--------------|
| 8/27  |         | #2 INDIANA           | ACCNX | L, 2-3 (OT)  |
| 8/30  |         | NIU                  | ACCNX | W, 2-0       |
| 9/3   |         | at #16 Kentucky      | ESPN+ | L, 0-1       |
| 9/10  |         | at Boston College \$ | ACCNX | T, 1-1 (2OT) |
| 9/14  |         | MICHIGAN ST.         | ACCN  | L, 3-4       |
| 9/17  |         | NC STATE \$          | ACCNX | W, 1-0       |
| 9/21  |         | Michigan             | ESPNU | W, 3-1       |
| 9/24  |         | at #12 Virginia Tech | ACCNX | 7 PM         |
| 9/28  |         | TRINE                | ACCNX | 7 PM         |
| 10/1  |         | VIRGINIA \$          | ACCN  | 6 PM         |
| 10/5  |         | IPFW                 | ACCNX | 7 PM         |
| 10/9  |         | at Clemson \$        | ACCNX | 7 PM         |
| 10/16 |         | PITT \$              | ACCNX | 7 PM         |
| 10/19 |         | UIC                  | ACCNX | 7 PM         |
| 10/22 |         | DUKE \$              | ACCNX | 7 PM         |
| 10/29 |         | at UNC \$            | ACCNX | 7 PM         |

All times Eastern. Home games in **BOLD CAPS** played at Alumni Stadium in Notre Dame, Ind.

\$ - ACC Game | % - ACC Quarterfinal | \* - ACC Semifinal

### NOTRE DAME: BY THE NUMBERS

|     |   |
|-----|---|
| 563 | Number of varsity wins earned by Notre Dame men's soccer since 1977.  |
| 39  | Irish players selected in the MLS SuperDraft in program history.  |
| 38  | Winning seasons at the varsity level for Notre Dame since 1977 out of 44 total seasons.   |
| 22  | NCAA Championship appearances earned by Notre Dame since 1988. Notre Dame has appeared in 18 of the last 20 tournaments.  |
| 24  | Goals scored by senior forward Jack Lynn during his Notre Dame career. The forward scored a brace in the win over Michigan on Sept. 21, giving him three goals on the season.                     |
| 12  | Matches that have been played between the Irish and Hokies in the all-time series. Notre Dame holds a narrow lead in the all-time series with a record of 6-5-1 against Virginia Tech.            |
| 8   | First half goals for the Irish through seven matches. Notre Dame has outscored the opposition 8-4 in first halves and have managed to score the first goal of the game in five of seven contests. |
| 6   | Regular season opponents that were ranked in the preseason Top 25 in the United Soccer Coaches poll. Four of the opponents were ranked in the top six in the rankings.                            |
| 5   | The TopDrawerSoccer national ranking for Notre Dame's freshman class which features nine players from six states and England.   |
| 3   | Matthew Rouo has scored three goals in the first seven games of his freshman season, scoring against NIU, Boston College & Michigan State.  |
| 2   | Clean sheets by the Irish this season, including the 1-0 win over NC State in Notre Dame's most recent ACC game.  |
| 1   | Notre Dame men's soccer national championship, earned by way of a 2-1 win over Maryland in the final game of the 2013 NCAA College Cup in West Chester, Pennsylvania.                             |

## 2021 NOTRE DAME ROSTER

| No. | Name                 | Yr. | Pos. | Ht.  | Wt. | Hometown/Previous School                        |
|-----|----------------------|-----|------|------|-----|---|
| 0   | Thomas Deslongchamps | JR  | GK   | 6-2  | 180 | Whitefish Bay, WI/Whitefish Bay                 |
| 2   | Philip Quinton       | SR  | D    | 6-5  | 185 | Portland, OR/Grant                              |
| 3   | Reese Mayer          | JR  | M/D  | 6-2  | 175 | Baltimore, MD/McDonogh School                   |
| 4   | Aaron Hill           | JR  | D    | 6-3  | 190 | Albuquerque, NM/Albuquerque Academy             |
| 5   | Bryce Boneau         | FR  | M    | 5-10 | 160 | Keller, TX/Keller                               |
| 6   | Michael Pellegrino   | JR  | M    | 6-0  | 175 | Wenonah, NJ/YSC Academy                         |
| 7   | Ethan O'Brien        | JR  | M    | 5-11 | 145 | Bellevue, WA/Eastside Catholic/New Albany       |
| 8   | Matthew Radivojsa    | SO  | M    | 5-10 | 150 | Oakville, ON/Saint Thomas Aquinas               |
| 9   | Tyler Shea           | SR  | F    | 5-10 | 155 | Dallas, TX/Jesuit College Preparatory           |
| 10  | Matthew McLaughlin   | SO  | M    | 6-0  | 160 | Broadview Heights, OH/Saint Ignatius            |
| 11  | Daniel Russo         | SO  | F    | 6-0  | 165 | Jackson, NJ/Jackson Memorial                    |
| 12  | Bryan Silver         | SR  | M    | 6-1  | 150 | Herndon, VA/Oakton                              |
| 13  | Cleveland Sellers IV | FR  | D    | 6-2  | 170 | Charlotte, NC/Northwest School of the Arts      |
| 14  | Michael Lynch        | GS  | M    | 6-0  | 175 | Cocoa Beach, FL/Mater Dei                       |
| 15  | Paddy Burns          | SO  | D    | 6-0  | 175 | Crumlin, Northern Ireland/St. Malachy's College |
| 16  | Eno Nto              | FR  | F    | 5-11 | 157 | Derby, England/Repton School                    |
| 17  | Mateo Acosta         | FR  | D    | 6-0  | 165 | Skokie, IL/Niles West                           |
| 18  | Josh Ramsey          | FR  | D    | 6-0  | 190 | Plano, TX/Texas Connections Academy             |
| 19  | Michael Rossi        | FR  | F    | 6-5  | 225 | Glen Ellyn, IL/Glenbard West                    |
| 21  | Matthew Rouu         | FR  | F    | 5-10 | 155 | Germantown, WI/Laurel Springs                   |
| 22  | PJ Bujouves          | JR  | M    | 5-8  | 155 | Toronto, ON/Upper Canada College                |
| 23  | Alex Salvino         | SO  | F    | 6-3  | 180 | Western Springs, IL/Lyons Township              |
| 24  | Kyle Genenbacher     | FR  | D    | 5-10 | 182 | Farmington, MO/Farmington                       |
| 26  | Ben Giacobello       | SR  | D/M  | 5-9  | 145 | San Clemente, CA/San Clemente                   |
| 27  | Jack Lynn            | SR  | F    | 6-2  | 188 | St. Louis, MO/Chaminade College Preparatory     |
| 28  | Dawson McCartney     | GS  | F    | 6-1  | 175 | Voorhees, NJ/YSC Academy/Dartmouth              |
| 29  | Mohamed Omar         | SR  | M    | 6-3  | 182 | Toronto, ON/Berkshire School (MA)               |
| 30  | Liam Egan            | FR  | GK   | 6-5  | 165 | Louisville, KY/Bridgton Academy                 |
| 31  | Bryan Dowd           | SO  | GK   | 6-3  | 175 | Willow Springs, IL/Fenwick                      |

|           |                 |     |                |
|-----------|-----------------|-----|----------------|
| <b>HC</b> | Chad Riley      | 4th | Notre Dame '04 |
| <b>AC</b> | Mike Graczyk    | 2nd | New Mexico '07 |
| <b>AC</b> | Jeff Rowland    | 1st | New Mexico '06 |
| <b>AC</b> | Jamison Edwards | 1st | Louisville '19 |

|                      |                 |
|----------------------|-----------------|
| <b>Bujouves</b>      | boo-jew-vis     |
| <b>Deslongchamps</b> | deh-long-shawmp |
| <b>Egan</b>          | EE-gan          |
| <b>Giacobello</b>    | Jack-uh-bell-oh |
| <b>Graczyk</b>       | GRAY-zack       |
| <b>Eno Nto</b>       | en-OH in-TOW    |
| <b>Radivojsa</b>     | rad-ih-VOY-suh  |
| <b>Rouu</b>          | rue             |

# IRISH FACTS & FIGURES



### ATLANTIC REGION

|                | ACC   | Overall |
|----------------|-------|---------|
| Clemson        | 2-0   | 7-1     |
| Louisville     | 2-0   | 5-2     |
| Wake Forest    | 1-1   | 4-2     |
| Syracuse       | 1-1   | 4-3-1   |
| Boston College | 0-1-1 | 3-3-1   |
| NC State       | 0-2   | 4-3     |

### COASTAL REGION

|                   | ACC          | Overall      |
|-------------------|--------------|--------------|
| Duke              | 2-0          | 5-1          |
| <b>Notre Dame</b> | <b>1-0-1</b> | <b>3-3-1</b> |
| Virginia Tech     | 1-1          | 4-1-2        |
| Pitt              | 1-1          | 4-3          |
| North Carolina    | 0-2          | 4-2-1        |
| Virginia          | 0-2          | 2-4-1        |

### ACC Preseason Coaches Poll

#### Atlantic Division

1. Clemson (9), 64
2. Wake Forest (2), 57
3. Louisville, 38
4. Boston College (1), 36
5. NC State, 27
6. Syracuse, 24

#### Coastal Division

1. Pitt (9), 64
2. North Carolina (3), 58
3. Virginia Tech, 40
4. Virginia, 32
5. Duke, 28
6. **Notre Dame, 24**

### ACC PRESEASON WATCH LIST

- Victor Souza, Jr., D, Boston College
- Oskar Ågren, Jr., D, Clemson
- Peter Stroud, So., M, Duke
- Pedro Fonseca, Sr., F, Louisville
- Alec Smir, Gr., GK, North Carolina
- Leon Krapf, R-Sr., GK, NC State
- Jack Lynn, Sr., F, Notre Dame**
- Valentin Noel, Jr., M, Pitt
- Deandre Kerr, So., F, Syracuse
- Andreas Ueland, Jr., D, Virginia
- Sivert Haugli, Sr., D, Virginia Tech
- Kyle Holcomb, Sr., F, Wake Forest

### SETTING THE STAGE

- The Irish remain on the road and play at No. 12 Virginia Tech in an ACC showdown in Blacksburg, Virginia, at 7 p.m. ET on Friday, Sept. 24. The game will be broadcast on ACCNX.

### THE VIRGINIA TECH SERIES

- The Irish and Hokies will meet on the pitch for the 13th time on Friday evening.
- Notre Dame holds a narrow lead in the all-time series with a record of 6-5-1 against Virginia Tech.
- The Hokies won the most recent matchup, defeating Notre Dame by a score of 2-0 in South Bend the spring of 2021.

### LAST TIME OUT

- The Irish turned in an impressive performance on the road in Ann Arbor for a midweek non-conference win, recording a 3-1 win over Michigan.
- Jack Lynn bagged a brace, scoring the first two goals for the Irish in the first half.
- Mohamed Omar registered his first goal of the season to put away the win in the 71st minute.
- Daniel Russo played the role of distributor, notching a career-high two assists.

### LYNN LEADS THE LINE

- Lynn was Notre Dame's representative on the ACC Preseason Watch List.
- Lynn paces all active Irish players in career goals with 24 in his Notre Dame career.
- The forward has three goals and two assists in the six games he has played this season.
- Lynn was clinical in the win over Michigan, scoring a first half brace to lead the Irish to the win.
- The senior scored a goal in the 2021 opener against Indiana and has now scored in two of four season openers in his career.
- In the final match of the 2020 fall regular season, Lynn recorded the first hat trick of his career, scoring three times in the first half in the 4-1 win over Louisville.
- The forward enjoyed a breakout 2019 campaign, scoring a career-high 10 goals to lead the Irish attack.
- Lynn has led the Irish in goals and points in each of the last two seasons.

### STRONG STARTS

- The Irish have made it a habit of getting off on the front foot in the 2021 season, scoring first in five of seven matches.
- Notre Dame has outscored its opponents by a combined 8-4 in first halves this season.
- Lynn is responsible for some of the damage, as all three of his goals have come in the opening 45 minutes of play.

### ROOU'S INSTANT IMPACT

- Freshman Matthew Roou has wasted little time getting himself acclimated to the collegiate level, as he is tied of the team lead in goals.
- Roou has scored three goals over the first seven games of the season.
- The forward has scored against NIU, Boston College and Michigan State.

### THE KIDS ARE ALRIGHT

- The Irish have already received significant contributions from the 2021 freshman class.
- Five of Notre Dame's 12 goals have been scored by freshmen.
- Roou is tied for the lead on the team in goals scored with three through seven games.
- Eno Nto has scored two goals in his freshman campaign.
- Josh Ramsey has played in all seven games, including six starts for Notre Dame this season at the center back position.
- Nto and Roou both scored goals in their first career starts, coming in the 2-0 win over NIU.
- Kyle Genenbacher and Michael Rossi have also logged minutes in multiple matches this season.

### 2021 CAPTAINS

- Mohamed Omar and Philip Quinton will share the skipper role for the Fighting Irish for the 2021 season.
- Omar has been a staple as a central defensive midfielder over the past three seasons. His 2020-21 campaign was cut short due to an injury that sidelined him for almost all of the spring.
- Omar has racked up 53 appearances for the Irish over four seasons, scoring three goals and adding two assists in his career.
- Quinton has been a mainstay in Notre Dame's defense four seasons at the center back position.
- The 6-foot-6 defender has anchored the Irish back line the last two seasons. Quinton has also managed to record two assists in his collegiate career.

## Notre Dame Record in 2021 Season

|                               |       |
|-------------------------------|-------|
| Home.....                     | 2-2-0 |
| Away .....                    | 1-1-1 |
| Neutral .....                 | 0-0-0 |
| vs. Ranked teams .....        | 0-2-0 |
| Scoring first.....            | 3-2-0 |
| Opponent scores first.....    | 0-1-1 |
| Leading at halftime .....     | 2-1-0 |
| Trailing at halftime .....    | 0-0-0 |
| Tied at halftime .....        | 1-2-1 |
| In overtime.....              | 0-1-1 |
| Scoring 1 goal .....          | 1-0-1 |
| Scoring 2 goals .....         | 1-1-0 |
| Scoring 3 or more goals ..... | 1-1-0 |
| Allowing 1 goal.....          | 1-1-1 |
| Allowing 2 goals.....         | 0-0-0 |
| Allowing 3 or more goals..... | 0-2-0 |
| One-goal games .....          | 1-3-0 |
| Two-goal games.....           | 2-0-0 |
| Three-plus goal games.....    | 0-0-0 |
| Wins more corners .....       | 2-2-0 |
| Opp. wins more corners .....  | 1-1-1 |
| Corners are equal.....        | 0-0-0 |
| More shots than opp. ....     | 3-2-0 |
| Opp. has more shots.....      | 0-1-1 |
| Shots are the same.....       | 0-0-0 |
| More saves than opp. ....     | 0-1-0 |
| Opp. has more saves.....      | 1-2-1 |
| Saves are the same.....       | 2-0-0 |
| In August .....               | 1-1-0 |
| In September.....             | 2-2-1 |
| In October .....              | 0-0-0 |
| In November.....              | 0-0-0 |
| Day Games .....               | 0-0-0 |
| Night Games.....              | 3-3-1 |

## CHAD RILEY - MCFARLAND FAMILY MEN'S HEAD SOCCER COACH



CHAD RILEY

McFarland Family Men's  
Head Soccer Coach

4th Season

Notre Dame '04

CHAD RILEY  
PROFILE

- **Hire Date:** Jan. 4, 2018
- **Career Record:** 83-53-19 (.597)
- **ND Record:** 32-27-5 (.539)
- **NCAA Tournament Appearances:** 6 (2, Notre Dame head coach, 4 Dartmouth head coach)
- **Hometown:** Houston, Texas
- **Education:** Theology
- **Marital Status:** Wife - Caitlin
- **Children:** Georgina, Prescott, Bernadette

COACHING  
EXPERIENCE

|              |   |
|--------------|---|
| 2004         | Assistant Coach<br>Oberlin College          |
| 2005         | Assistant Coach<br>St. John's University    |
| 2006-11      | Assistant Coach<br>University of Notre Dame |
| 2012         | Assistant Coach<br>Dartmouth College        |
| 2013-2017    | Head Coach<br>Dartmouth College             |
| 2018-present | Head Coach<br>University of Notre Dame      |

PLAYING  
EXPERIENCE

|         |   |
|---------|---|
| 2000-03 | University of Notre Dame<br>BIG EAST Conference<br>3-Time All-BIG EAST<br>2003 Notre Dame Captain |
|---------|---|

## Year-By-Year Collegiately With Chad Riley

| Year   | School                 | Record                 | Postseason/Honors/Final Rankings   |
|--|------------------------|------------------------|--|
| 2004   | Oberlin (assistant)    | 9-8-3                  |  |
| <b>Totals Oberlin Assistant</b>                        |                        | <b>9-8-3 (.525)</b>    | <b>1 season</b>  |
| 2005   | St. John's (assistant) | 11-6-5                 | NCAA Round of 16   |
| <b>Totals St. John's Assistant</b>                     |                        | <b>11-6-5 (.614)</b>   | <b>1 season</b>  |
| 2006   | Notre Dame (assistant) | 15-6-2                 | NCAA Quarterfinals<br>#6 NSCAA   |
| 2007   | Notre Dame (assistant) | 14-5-5                 | NCAA Quarterfinals<br>#6 NSCAA   |
| 2008   | Notre Dame (assistant) | 12-7-2                 | NCAA Second Round<br>#16 NSCAA   |
| 2009   | Notre Dame (assistant) | 11-8-4                 | NCAA Second Round  |
| 2010   | Notre Dame (assistant) | 10-6-4                 | NCAA Second Round<br>#21 NSCAA   |
| 2011   | Notre Dame (assistant) | 9-5-4                  |  |
| <b>Totals Notre Dame Assistant</b>                     |                        | <b>71-37-21 (.632)</b> | <b>6 seasons</b>   |
| 2012   | Dartmouth (assistant)  | 9-7-0                  |  |
| <b>Totals Dartmouth Assistant</b>                      |                        | <b>9-7-0 (.632)</b>    | <b>1 season</b>  |
| 2013   | Dartmouth              | 6-7-4                  |  |
| 2014   | Dartmouth              | 12-5-2                 | Ivy League Champion<br>NCAA Second Round<br>#25 NSCAA<br>Ivy League Coach of the Year<br>Ivy League Champion |
| 2015   | Dartmouth              | 12-6-1                 | NCAA Second Round<br>Ivy League Coach of the Year<br>Ivy League Champion                                     |
| 2016   | Dartmouth              | 9-5-5                  | NCAA Second Round<br>Ivy League Champion   |
| 2017   | Dartmouth              | 12-3-2                 | NCAA Second Round<br>#23 United Soccer Coaches<br>Ivy League Coach of the Year                               |
| <b>Totals Dartmouth Head Coach</b>                     |                        | <b>51-26-14 (.637)</b> | <b>5 seasons</b>   |
| 2018   | Notre Dame             | 11-7-3 (.595)          | NCAA Quarterfinal<br>#8 United Soccer Coaches  |
| 2019   | Notre Dame             | 10-8-1 (.553)          | NCAA First Round   |
| 2020-21  | Notre Dame             | 8-9-0 (.471)           |  |
| 2021   | Notre Dame             | 3-3-1 (.500)           |  |
| <b>Totals McFarland Family Men's Head Soccer Coach</b> |                        | <b>32-27-4 (.539)</b>  | <b>4 seasons</b>   |

## 2021 NCAA TEAM STAT RANKINGS

| Statistic                               | National Conference |      | Value National Leader |                          | Conference Leader |                     | Value  |
|---|---------------------|------|-----------------------|--------------------------|-------------------|---------------------|--------|
|   | Rank                | Rank | Value                 | Leader                   | Value             | Leader              |        |
| Assists Per Game (199 ranked)           | 81                  | 8    | 1.43                  | Clemson                  | 4.25              | Clemson             | 4.25   |
| Corner Kicks Per Game (202 ranked)      | 57                  | 7    | 6.00                  | Longwood                 | 8.67              | Louisville          | 7.86   |
| Fouls Per Game (202 ranked)             | 179                 | 11   | 15.00                 | Missouri St.             | 5.50              | Virginia Tech       | 9.14   |
| Goal Differential (202 ranked)          | 76                  | 9    | 2                     | Clemson                  | 22                | Clemson             | 22     |
| Penalty Kicks (122 ranked)              | 122                 | 8    | 0.000                 | 91 teams tied            | 1.000             | 5 teams tied        | 1.000  |
| Points Per Game (201 ranked)            | 76                  | 8    | 4.86                  | Clemson                  | 10.75             | Clemson             | 10.75  |
| Red Cards (18 ranked)                   | 18                  | 3    | 1                     | 6 teams tied             | 3                 | Duke<br>Wake Forest | 2<br>2 |
| Save Pct (202 ranked)                   | 171                 | 10   | 0.615                 | San Diego St.            | 0.963             | Duke                | 0.960  |
| Saves Per Game (202 ranked)             | 177                 | 10   | 2.29                  | Harvard                  | 7.80              | Virginia Tech       | 4.71   |
| Scoring Offense (201 ranked)            | 63                  | 8    | 1.71                  | Northern Ill.            | 3.29              | Clemson             | 3.25   |
| Shot Accuracy (202 ranked)              | 166                 | 9    | 0.366                 | UTRGV                    | 0.607             | Syracuse            | 0.514  |
| Shots Per Game (202 ranked)             | 106                 | 11   | 11.71                 | North Carolina           | 21.00             | North Carolina      | 21.00  |
| Shots on Goal Per Game (202 ranked)     | 137                 | 11   | 4.29                  | Rhode Island             | 9.12              | Clemson             | 8.00   |
| Shutout Percentage (162 ranked)         | 77                  | 8    | 0.286                 | San Diego St.            | 0.857             | Duke                | 0.833  |
| Team Goals Against Average (202 ranked) | 106                 | 10   | 1.381                 | San Diego St.            | 0.132             | Duke                | 0.162  |
| Total Assists (196 ranked)              | 71                  | 8    | 10                    | Clemson                  | 34                | Clemson             | 34     |
| Total Goals (201 ranked)                | 55                  | 7    | 12                    | Clemson                  | 26                | Clemson             | 26     |
| Total Points (201 ranked)               | 63                  | 7    | 34                    | Clemson                  | 86                | Clemson             | 86     |
| Won-Lost-Tied Percentage (198 ranked)   | 90                  | 10   | 0.500                 | 4 teams tied             | 1.000             | Clemson             | 0.875  |
| Yellow Cards (199 ranked)               | 92                  | 7    | 12                    | FGCU<br>UC Santa Barbara | 25<br>25          | Virginia            | 17     |

## 2021 NCAA INDIVIDUAL STAT RANKINGS

| Statistic                           | Player                                     | National Conference |                | Value National Leader |   | Conference Leader |   | Value        |
|-------------------------------------|--|---------------------|----------------|-----------------------|---|-------------------|---|--------------|
|                                     |  | Rank                | Rank           | Value                 | Leader  | Value             | Leader  |              |
| Assists Per Game (142 ranked)       | Daniel Russo                               | 87                  | 9              | 0.43                  | Nick Taylor, UCF  | 1.00              | Jasper Loeffelsend, Pittsburgh<br>Enrique Montana, Clemson                            | 0.83<br>0.83 |
| Game-Winning Goals (17 ranked)      |  |                     |                |                       | Taylor Calheira, UMBC   | 4                 | 5 players tied  | 2            |
| Goalie Minutes Played (150 ranked)  | Bryan Dowd                                 | 35                  | 4              | 651:38                | Leroy Zeller, UC Santa Barbara                                    | 806:31            | Holden Brown, Virginia  | 685:59       |
| Goals Against Average (150 ranked)  | Bryan Dowd                                 | 102                 | 8              | 1.381                 | Jacob Castro, San Diego St.                                       | 0.132             | Eliot Hamill, Duke  | 0.193        |
| Goals Per Game (131 ranked)         | Jack Lynn<br>Matthew Roou                  | 85<br>131           | 9<br>12        | 0.50<br>0.43          | Lucca Dourado, UCF  | 1.40              | Deandre Kerr, Syracuse  | 1.00         |
| Penalty Kicks (142 ranked)          |  |                     |                |                       | 125 players tied  | 1.000             | 8 players tied  | 1.000        |
| Points Per Game (149 ranked)        | Jack Lynn                                  | 80                  | 9              | 1.33                  | Gabriel Costa, SMU  | 2.83              | Deandre Kerr, Syracuse  | 2.29         |
| Red Cards (2 ranked)                | Tyler Shea                                 | 2                   | 1              | 1                     | Celio Pompeu, VCU   | 2                 | 8 players tied  | 1            |
| Save Pct (149 ranked)               |  |                     |                |                       | Jacob Castro, San Diego St.                                       | 0.963             | Eliot Hamill, Duke  | 0.957        |
| Saves Per Game (150 ranked)         |  |                     |                |                       | Andrea Bonavia, Cal St. Fullerton                                 | 7.00              | Ben Martino, Virginia Tech  | 5.33         |
| Shot Accuracy (150 ranked)          |  |                     |                |                       | Brage Aasen, Quinnipiac   | 0.929             | Deandre Kerr, Syracuse  | 0.708        |
| Shots Per Game (146 ranked)         | Jack Lynn                                  | 42                  | 4              | 3.00                  | Nick Markanich, Northern Ill.                                     | 5.57              | Pedro Fonseca, Louisville   | 3.86         |
| Shots on Goal Per Game (134 ranked) | Jack Lynn                                  | 114                 | 11             | 1.17                  | Patrick Agyemang, Rhode Island                                    | 2.88              | Deandre Kerr, Syracuse  | 2.43         |
| Shutouts (42 ranked)                | Bryan Dowd                                 | 42                  | 5              | 2                     | Jacob Castro, San Diego St.<br>Logan Kowalczyk, Bowling Green     | 6<br>6            | Eliot Hamill, Duke<br>George Marks, Clemson   | 4<br>4       |
| Total Assists (130 ranked)          | Daniel Russo<br>Jack Lynn<br>Ethan O'Brien | 55<br>130<br>130    | 8<br>16<br>16  | 3<br>2<br>2           | Jack Beck, Michigan St.<br>Julian Conze, UMBC<br>Nick Taylor, UCF | 6<br>6<br>6       | Callum Johnson, Clemson<br>Jasper Loeffelsend, Pittsburgh<br>Enrique Montana, Clemson | 5<br>5<br>5  |
| Total Goals (88 ranked)             | Jack Lynn<br>Matthew Roou                  | 88<br>88            | 11<br>11       | 3<br>3                | Nick Markanich, Northern Ill.                                     | 9                 | Deandre Kerr, Syracuse  | 7            |
| Total Points (143 ranked)           | Jack Lynn                                  | 90                  | 10             | 8                     | Nick Markanich, Northern Ill.                                     | 19                | Deandre Kerr, Syracuse  | 16           |
| Total Saves (146 ranked)            | Bryan Dowd                                 | 126                 | 7              | 16                    | Mario Sequeira, VCU   | 46                | Ben Martino, Virginia Tech  | 32           |
| Yellow Cards (137 ranked)           | Eno Nto<br>Mohamed Omar<br>Daniel Russo    | 137<br>137<br>137   | 10<br>10<br>10 | 2<br>2<br>2           | 6 players tied  | 5                 | Amferny Sinclair, Syracuse  | 5            |

# 2021 TEAM STATISTICS



2021-22 Notre Dame Men's Soccer  
Combined Statistics  
All games

Page 1/1  
as of Sep 23, 2021

| Date         | Opponent          |      | Score | Att. |
|--------------|-------------------|------|-------|------|
| 08/27/2021   | Indiana           | Lot1 | 2-3   | 2347 |
| 08/30/2021   | Northern Ill.     | W    | 2-0   | 456  |
| 09/03/2021   | at Kentucky       | L    | 0-1   | 1589 |
| * 09/10/2021 | at Boston College | Tot2 | 1-1   | 1585 |
| 09/14/2021   | Michigan St.      | L    | 3-4   | 351  |
| * 09/17/2021 | NC State          | W    | 1-0   | 1001 |
| 09/21/2021   | at Michigan       | W    | 3-1   | 317  |

| Record         | Overall | Home  | Away  | Neutral |
|----------------|---------|-------|-------|---------|
| All Games      | 3-3-1   | 2-2-0 | 1-1-1 | 0-0-0   |
| Conference     | 1-0-1   | 1-0-0 | 0-0-1 | 0-0-0   |
| Non-Conference | 2-3-0   | 1-2-0 | 1-1-0 | 0-0-0   |

Team statistics

|                        | ND     | OPP    |
|------------------------|--------|--------|
| <b>SHOT STATISTICS</b> |        |        |
| Goals-Shot attempts    | 12-82  | 10-79  |
| Goals scored per game  | 1.71   | 1.43   |
| Shot pct.              | .146   | .127   |
| Shots on goal-Attempts | 30-82  | 26-79  |
| SOG pct.               | .366   | .329   |
| Shots/Game             | 11.7   | 11.3   |
| Assists                | 10     | 9      |
| <b>GOAL BREAKDOWN</b>  |        |        |
| Total Goals            | 12     | 10     |
| Penalty                | 0      | 0      |
| Unassisted             | -      | -      |
| Overtime               | 0      | 1      |
| Goals scored average   | 1.71   | 1.43   |
| <b>CORNER KICKS</b>    |        |        |
| Goals off corners      | 42     | 33     |
| <b>PENALTY KICKS</b>   |        |        |
|                        | 0-0    | 0-1    |
| <b>OFFSIDES</b>        |        |        |
|                        | 18     | 10     |
| <b>PENALTIES</b>       |        |        |
| Fouls                  | 105    | 80     |
| Yellow cards           | 12     | 8      |
| Red cards              | 1      | 0      |
| <b>ATTENDANCE</b>      |        |        |
| Total                  | 4155   | 3491   |
| Dates/Avg Per Date     | 4/1039 | 3/1164 |
| Neutral Site #/Avg     | 0/0    | -      |

| #                | Player              | GP       | G         | A         | PTS       | SH        | SH%         | SOG       | SOG%        | GWG      | PK-ATT     |
|------------------|---------------------|----------|-----------|-----------|-----------|-----------|-------------|-----------|-------------|----------|------------|
| 27               | Lynn, Jack          | 6        | 3         | 2         | 8         | 18        | .167        | 7         | .389        | 1        | 0-0        |
| 21               | Roou, Matthew       | 7        | 3         | 0         | 6         | 8         | .375        | 4         | .500        | 0        | 0-0        |
| 28               | McCartney, Dawson   | 7        | 2         | 1         | 5         | 14        | .143        | 5         | .357        | 1        | 0-0        |
| 16               | Nto, Eno            | 7        | 2         | 0         | 4         | 5         | .400        | 3         | .600        | 1        | 0-0        |
| 11               | Russo, Daniel       | 7        | 0         | 3         | 3         | 7         | .000        | 2         | .286        | 0        | 0-0        |
| 29               | Omar, Mohamed       | 7        | 1         | 0         | 2         | 7         | .143        | 3         | .429        | 0        | 0-0        |
| 15               | Burns, Paddy        | 7        | 1         | 0         | 2         | 5         | .200        | 2         | .400        | 0        | 0-0        |
| 7                | O'Brien, Ethan      | 3        | 0         | 2         | 2         | 0         | .000        | 0         | .000        | 0        | 0-0        |
| 26               | Giacobello, Ben     | 7        | 0         | 1         | 1         | 1         | .000        | 0         | .000        | 0        | 0-0        |
| 18               | Ramsey, Josh        | 7        | 0         | 1         | 1         | 0         | .000        | 0         | .000        | 0        | 0-0        |
| 9                | Shea, Tyler         | 6        | 0         | 0         | 0         | 7         | .000        | 3         | .429        | 0        | 0-0        |
| 2                | Quinton, Philip     | 7        | 0         | 0         | 0         | 5         | .000        | 1         | .200        | 0        | 0-0        |
| 3                | Mayer, Reese        | 7        | 0         | 0         | 0         | 2         | .000        | 0         | .000        | 0        | 0-0        |
| 14               | Lynch, Michael      | 5        | 0         | 0         | 0         | 2         | .000        | 0         | .000        | 0        | 0-0        |
| 6                | Pellegrino, Michael | 3        | 0         | 0         | 0         | 1         | .000        | 0         | .000        | 0        | 0-0        |
| 24               | Genenbacher, Kyle   | 6        | 0         | 0         | 0         | 0         | .000        | 0         | .000        | 0        | 0-0        |
| 31               | Dowd, Bryan         | 7        | 0         | 0         | 0         | 0         | .000        | 0         | .000        | 0        | 0-0        |
| 19               | Rossi, Michael      | 4        | 0         | 0         | 0         | 0         | .000        | 0         | .000        | 0        | 0-0        |
| 12               | Silver, Bryan       | 6        | 0         | 0         | 0         | 0         | .000        | 0         | .000        | 0        | 0-0        |
| <b>Total</b>     |                     | <b>7</b> | <b>12</b> | <b>10</b> | <b>34</b> | <b>82</b> | <b>.146</b> | <b>30</b> | <b>.366</b> | <b>-</b> | <b>0-0</b> |
| <b>Opponents</b> |                     | <b>7</b> | <b>10</b> | <b>9</b>  | <b>29</b> | <b>79</b> | <b>.127</b> | <b>26</b> | <b>.329</b> | <b>-</b> | <b>0-1</b> |

| #                | Goalie      | GP       | MIN.          | GA        | GA AVG      | SAVES     | PCT         | W-L-T        | SHO/CBO  |
|------------------|-------------|----------|---------------|-----------|-------------|-----------|-------------|--------------|----------|
| 31               | Dowd, Bryan | 7        | 651:38        | 10        | 1.38        | 16        | .615        | 3-3-1        | 2/0      |
| TM               | TEAM        | -        | 00:00         | 0         | 0.00        | 0         | .000        | 0-0-0        | 0/0      |
| <b>Total</b>     |             | <b>7</b> | <b>651:38</b> | <b>10</b> | <b>1.38</b> | <b>16</b> | <b>.615</b> | <b>3-3-1</b> | <b>2</b> |
| <b>Opponents</b> |             | <b>7</b> | <b>651:38</b> | <b>12</b> | <b>1.66</b> | <b>18</b> | <b>.600</b> | <b>3-3-1</b> | <b>1</b> |

Goals by Periods

| Team      | 1st | 2nd | OT1 | OT2 | TOTAL |
|-----------|-----|-----|-----|-----|-------|
| ND        | 8   | 4   | 0   | 0   | 12    |
| Opponents | 4   | 5   | 1   | 0   | 10    |

Shots by Periods

| Team      | 1st | 2nd | OT1 | OT2 | TOTAL |
|-----------|-----|-----|-----|-----|-------|
| ND        | 52  | 30  | 0   | 0   | 82    |
| Opponents | 36  | 40  | 2   | 1   | 79    |

Saves by Periods

| Team      | 1st | 2nd | OT1 | OT2 | TOTAL |
|-----------|-----|-----|-----|-----|-------|
| ND        | 9   | 7   | 0   | 0   | 16    |
| Opponents | 11  | 7   | 0   | 0   | 18    |

Corners by Periods

| Team      | 1st | 2nd | OT1 | OT2 | TOTAL |
|-----------|-----|-----|-----|-----|-------|
| ND        | 24  | 18  | 0   | 0   | 42    |
| Opponents | 11  | 21  | 1   | 0   | 33    |

Fouls by Periods

| Team      | 1st | 2nd | OT1 | OT2 | TOTAL |
|-----------|-----|-----|-----|-----|-------|
| ND        | 43  | 59  | 1   | 2   | 105   |
| Opponents | 35  | 42  | 1   | 2   | 80    |



## 2021 INDIVIDUAL SEASON STATISTICS


 2021-22 Notre Dame Men's Soccer  
 Extended Individual Statistics  
 All games

 Page 1/1  
 as of Sep 23, 2021

## Game Records

| Overall | Conference | Home  | Away  | Neutral |
|---------|------------|-------|-------|---------|
| 3-3-1   | 1-0-1      | 2-2-0 | 1-1-1 | 0-0-0   |

## Team Box Score Extended

| No.              | Player              | GP-GS    | G         | GPG         | A         | APG         | PTS       | PPG         | SH        | SPG          | SH%         | SOG       | SOG/G       | SOG%        | YC        | RC       | GWG      | PK-ATT     |
|------------------|---------------------|----------|-----------|-------------|-----------|-------------|-----------|-------------|-----------|--------------|-------------|-----------|-------------|-------------|-----------|----------|----------|------------|
| 27               | Lynn, Jack          | 6-6      | 3         | 0.50        | 2         | 0.33        | 8         | 1.33        | 18        | 3.00         | .167        | 7         | 1.17        | .389        | 1         | 0        | 1        | 0-0        |
| 21               | Roou, Matthew       | 7-4      | 3         | 0.43        | 0         | 0.00        | 6         | 0.86        | 8         | 1.14         | .375        | 4         | 0.57        | .500        | 0         | 0        | 0        | 0-0        |
| 28               | McCartney, Dawson   | 7-7      | 2         | 0.29        | 1         | 0.14        | 5         | 0.71        | 14        | 2.00         | .143        | 5         | 0.71        | .357        | 0         | 0        | 1        | 0-0        |
| 16               | Nto, Eno            | 7-5      | 2         | 0.29        | 0         | 0.00        | 4         | 0.57        | 5         | 0.71         | .400        | 3         | 0.43        | .600        | 2         | 0        | 1        | 0-0        |
| 11               | Russo, Daniel       | 7-3      | 0         | 0.00        | 3         | 0.43        | 3         | 0.43        | 7         | 1.00         | .000        | 2         | 0.29        | .286        | 2         | 0        | 0        | 0-0        |
| 29               | Omar, Mohamed       | 7-7      | 1         | 0.14        | 0         | 0.00        | 2         | 0.29        | 7         | 1.00         | .143        | 3         | 0.43        | .429        | 2         | 0        | 0        | 0-0        |
| 15               | Burns, Paddy        | 7-7      | 1         | 0.14        | 0         | 0.00        | 2         | 0.29        | 5         | 0.71         | .200        | 2         | 0.29        | .400        | 1         | 0        | 0        | 0-0        |
| 7                | O'Brien, Ethan      | 3-0      | 0         | 0.00        | 2         | 0.67        | 2         | 0.67        | 0         | 0.00         | .000        | 0         | 0.00        | .000        | 1         | 0        | 0        | 0-0        |
| 26               | Giacobello, Ben     | 7-6      | 0         | 0.00        | 1         | 0.14        | 1         | 0.14        | 1         | 0.14         | .000        | 0         | 0.00        | .000        | 0         | 0        | 0        | 0-0        |
| 18               | Ramsey, Josh        | 7-6      | 0         | 0.00        | 1         | 0.14        | 1         | 0.14        | 0         | 0.00         | .000        | 0         | 0.00        | .000        | 0         | 0        | 0        | 0-0        |
| 9                | Shea, Tyler         | 6-3      | 0         | 0.00        | 0         | 0.00        | 0         | 0.00        | 7         | 1.17         | .000        | 3         | 0.50        | .429        | 0         | 1        | 0        | 0-0        |
| 2                | Quinton, Philip     | 7-7      | 0         | 0.00        | 0         | 0.00        | 0         | 0.00        | 5         | 0.71         | .000        | 1         | 0.14        | .200        | 0         | 0        | 0        | 0-0        |
| 3                | Mayer, Reese        | 7-3      | 0         | 0.00        | 0         | 0.00        | 0         | 0.00        | 2         | 0.29         | .000        | 0         | 0.00        | .000        | 1         | 0        | 0        | 0-0        |
| 14               | Lynch, Michael      | 5-2      | 0         | 0.00        | 0         | 0.00        | 0         | 0.00        | 2         | 0.40         | .000        | 0         | 0.00        | .000        | 1         | 0        | 0        | 0-0        |
| 6                | Pellegrino, Michael | 3-3      | 0         | 0.00        | 0         | 0.00        | 0         | 0.00        | 1         | 0.33         | .000        | 0         | 0.00        | .000        | 1         | 0        | 0        | 0-0        |
| 19               | Rossi, Michael      | 4-0      | 0         | 0.00        | 0         | 0.00        | 0         | 0.00        | 0         | 0.00         | .000        | 0         | 0.00        | .000        | 0         | 0        | 0        | 0-0        |
| 12               | Silver, Bryan       | 6-0      | 0         | 0.00        | 0         | 0.00        | 0         | 0.00        | 0         | 0.00         | .000        | 0         | 0.00        | .000        | 0         | 0        | 0        | 0-0        |
| 24               | Genenbacher, Kyle   | 6-1      | 0         | 0.00        | 0         | 0.00        | 0         | 0.00        | 0         | 0.00         | .000        | 0         | 0.00        | .000        | 0         | 0        | 0        | 0-0        |
| 31               | Dowd, Bryan         | 7-7      | 0         | 0.00        | 0         | 0.00        | 0         | 0.00        | 0         | 0.00         | .000        | 0         | 0.00        | .000        | 0         | 0        | 0        | 0-0        |
| <b>Total</b>     |                     | <b>7</b> | <b>12</b> | <b>1.71</b> | <b>10</b> | <b>1.43</b> | <b>34</b> | <b>4.86</b> | <b>82</b> | <b>11.71</b> | <b>.146</b> | <b>30</b> | <b>4.29</b> | <b>.366</b> | <b>12</b> | <b>1</b> | <b>-</b> | <b>0-0</b> |
| <b>Opponents</b> |                     | <b>7</b> | <b>10</b> | <b>1.43</b> | <b>9</b>  | <b>1.29</b> | <b>29</b> | <b>4.14</b> | <b>79</b> | <b>11.29</b> | <b>.127</b> | <b>26</b> | <b>3.71</b> | <b>.329</b> | <b>8</b>  | <b>0</b> | <b>-</b> | <b>0-1</b> |

| ##               | Player      | GP-GS    | MINUTES       | GA        | GA AVG      | SAVES     | SAVES/G     | SAVES%      | W        | L        | T        | SHO/CBO  |
|------------------|-------------|----------|---------------|-----------|-------------|-----------|-------------|-------------|----------|----------|----------|----------|
| 31               | Dowd, Bryan | 7-7      | 651:38        | 10        | 1.38        | 16        | 2.29        | .615        | 3        | 3        | 1        | 2/0      |
| TM               | TEAM        | -        | 00:00         | 0         | 0.00        | 0         | 0.00        | .000        | 0        | 0        | 0        | 0/0      |
| <b>Total</b>     |             | <b>7</b> | <b>651:38</b> | <b>10</b> | <b>1.38</b> | <b>16</b> | <b>2.29</b> | <b>.615</b> | <b>3</b> | <b>3</b> | <b>1</b> | <b>2</b> |
| <b>Opponents</b> |             | <b>7</b> | <b>651:38</b> | <b>12</b> | <b>1.66</b> | <b>18</b> | <b>2.57</b> | <b>.600</b> | <b>3</b> | <b>3</b> | <b>1</b> | <b>1</b> |

## Goals by Periods

| Team      | 1st | 2nd | OT1 | OT2 | TOTAL |
|-----------|-----|-----|-----|-----|-------|
| ND        | 8   | 4   | 0   | 0   | 12    |
| Opponents | 4   | 5   | 1   | 0   | 10    |

## Corners by Periods

| Team      | 1st | 2nd | OT1 | OT2 | TOTAL |
|-----------|-----|-----|-----|-----|-------|
| ND        | 24  | 18  | 0   | 0   | 42    |
| Opponents | 11  | 21  | 1   | 0   | 33    |

## Shots by Periods

| Team      | 1st | 2nd | OT1 | OT2 | TOTAL |
|-----------|-----|-----|-----|-----|-------|
| ND        | 52  | 30  | 0   | 0   | 82    |
| Opponents | 36  | 40  | 2   | 1   | 79    |

## Fouls by Periods

| Team      | 1st | 2nd | OT1 | OT2 | TOTAL |
|-----------|-----|-----|-----|-----|-------|
| ND        | 43  | 59  | 1   | 2   | 105   |
| Opponents | 35  | 42  | 1   | 2   | 80    |

## Saves by Periods

| Team      | 1st | 2nd | OT1 | OT2 | TOTAL |
|-----------|-----|-----|-----|-----|-------|
| ND        | 9   | 7   | 0   | 0   | 16    |
| Opponents | 11  | 7   | 0   | 0   | 18    |

## Attendance Summary

|                    | ND       | Opponents |
|--------------------|----------|-----------|
| Total              | 4155     | 3491      |
| Dates/Avg Per Date | 4 / 1039 | 3 / 1164  |
| Neutral Site #/Avg | 0 / 0    |           |

## 2021 GAME-BY-GAME COMPARISON


 2021-22 Notre Dame Men's Soccer  
 Team Game-by-Game Comparison  
 All games

 Page 1/1  
 as of Sep 23, 2021

| Date          | Opponent       | Score        | Goals        | Assists     | Shots        | On Goal      | Corners      | Fouls         | YC          | RC         | Offsides     |
|---------------|----------------|--------------|--------------|-------------|--------------|--------------|--------------|---------------|-------------|------------|--------------|
| 08/27/2021    | Indiana        | 2-3          | 2/3          | 0/0         | 16/10        | 6/4          | 8/1          | 14/7          | 2/0         | 0/0        | 2/0          |
| 08/30/2021    | Northern Ill.  | 2-0          | 2/0          | 2/0         | 18/12        | 7/5          | 8/4          | 16/9          | 3/3         | 0/0        | 4/2          |
| 09/03/2021    | Kentucky       | 0-1          | 0/1          | 0/2         | 6/13         | 0/5          | 6/1          | 18/14         | 2/3         | 0/0        | 2/1          |
| 09/10/2021    | Boston College | 1-1          | 1/1          | 1/1         | 7/13         | 4/3          | 4/9          | 10/15         | 0/2         | 1/0        | 1/3          |
| 09/14/2021    | Michigan St.   | 3-4          | 3/4          | 3/5         | 11/10        | 5/5          | 4/6          | 12/12         | 1/0         | 0/0        | 3/0          |
| 09/17/2021    | NC State       | 1-0          | 1/0          | 1/0         | 10/9         | 2/1          | 5/6          | 14/9          | 1/0         | 0/0        | 2/2          |
| 09/21/2021    | Michigan       | 3-1          | 3/1          | 3/1         | 14/12        | 6/3          | 7/6          | 21/14         | 3/0         | 0/0        | 4/2          |
| <b>Totals</b> |                | <b>12-10</b> | <b>12/10</b> | <b>10/9</b> | <b>82/79</b> | <b>30/26</b> | <b>42/33</b> | <b>105/80</b> | <b>12/8</b> | <b>1/0</b> | <b>18/10</b> |

Note: Game totals are displayed in the format TEAM/OPPONENT for each category

## 2020-21 GAME-BY-GAME COMPARISON


 2020-21 Notre Dame Men's Soccer  
 Team Game-by-Game Comparison  
 All games

 Page 1/1  
 as of Aug 23, 2021

| Date          | Opponent       | Score        | Goals        | Assists      | Shots          | On Goal      | Corners      | Fouls          | YC           | RC         | Offsides     |
|---------------|----------------|--------------|--------------|--------------|----------------|--------------|--------------|----------------|--------------|------------|--------------|
| 09/17/2020    | Kentucky       | 1-0          | 1/0          | 1/0          | 13/9           | 3/4          | 5/4          | 8/14           | 0/0          | 0/0        | 2/1          |
| 09/26/2020    | Pittsburgh     | 1-3          | 1/3          | 1/3          | 5/10           | 2/5          | 5/5          | 12/18          | 1/1          | 0/0        | 2/0          |
| 10/02/2020    | Louisville     | 1-2          | 1/2          | 2/2          | 13/7           | 4/4          | 3/2          | 15/11          | 1/1          | 0/0        | 0/0          |
| 10/09/2020    | Syracuse       | 1-0          | 1/0          | 1/0          | 5/8            | 2/4          | 5/2          | 9/17           | 3/1          | 0/0        | 1/2          |
| 10/24/2020    | Virginia       | 2-1          | 2/1          | 1/1          | 11/11          | 5/3          | 4/3          | 16/14          | 3/3          | 0/0        | 1/1          |
| 11/02/2020    | Virginia Tech  | 0-1          | 0/1          | 0/1          | 6/10           | 1/4          | 2/5          | 7/16           | 2/4          | 0/0        | 5/1          |
| 11/06/2020    | Louisville     | 4-1          | 4/1          | 3/2          | 13/12          | 7/3          | 3/8          | 14/15          | 2/0          | 0/0        | 2/1          |
| 11/15/2020    | North Carolina | 1-0          | 1/0          | 0/0          | 10/12          | 4/5          | 7/10         | 9/8            | 2/0          | 0/0        | 0/0          |
| 11/18/2020    | Pittsburgh     | 1-3          | 1/3          | 0/2          | 18/13          | 8/4          | 10/0         | 12/19          | 2/1          | 0/0        | 1/5          |
| 02/27/2021    | Butler         | 1-0          | 1/0          | 0/0          | 8/11           | 3/3          | 4/4          | 15/13          | 3/0          | 0/0        | 2/0          |
| 03/07/2021    | Virginia       | 0-1          | 0/1          | 0/0          | 4/8            | 0/4          | 3/6          | 14/13          | 1/1          | 0/0        | 2/0          |
| 03/12/2021    | Duke           | 2-0          | 2/0          | 0/0          | 8/6            | 5/0          | 2/4          | 8/17           | 3/2          | 0/0        | 1/1          |
| 03/16/2021    | Calvin         | 1-0          | 1/0          | 1/0          | 16/4           | 9/2          | 11/2         | 13/15          | 0/0          | 0/0        | 1/0          |
| 03/20/2021    | Wake Forest    | 2-3          | 2/3          | 3/3          | 10/9           | 6/4          | 3/5          | 6/10           | 0/2          | 0/0        | 1/3          |
| 03/27/2021    | North Carolina | 1-2          | 1/2          | 1/1          | 9/15           | 2/5          | 5/11         | 6/6            | 2/0          | 0/0        | 4/1          |
| 04/03/2021    | Pittsburgh     | 0-2          | 0/2          | 0/2          | 3/12           | 1/6          | 2/9          | 8/17           | 1/3          | 0/0        | 1/2          |
| 04/09/2021    | Virginia Tech  | 0-2          | 0/2          | 0/1          | 12/15          | 2/7          | 7/5          | 10/12          | 2/0          | 1/0        | 1/1          |
| <b>Totals</b> |                | <b>19-21</b> | <b>19/21</b> | <b>14/18</b> | <b>164/172</b> | <b>64/67</b> | <b>81/85</b> | <b>182/235</b> | <b>28/19</b> | <b>1/0</b> | <b>27/19</b> |

Note: Game totals are displayed in the format TEAM/OPPONENT for each category



## 2021 CAREER STATISTICS



Notre Dame Men's Soccer  
Individual Career Summaries  
All games

Page 1/8  
as of Sep 23, 2021

**BURNS, Paddy**

| SEASON       | TEAM | GP-GS          | Min.           | G        | A        | Pts      | Shot      | Shot%       | SOG      | SOG%        | GW       | PK-Att       |
|--------------|------|----------------|----------------|----------|----------|----------|-----------|-------------|----------|-------------|----------|--------------|
| 2020-21      | ND   | 17 - 13        | 1221.69        | 0        | 1        | 1        | 6         | .000        | 0        | .000        | 0        | 0 - 0        |
| 2021-22      | ND   | 7 - 7          | 606.64         | 1        | 0        | 2        | 5         | .200        | 2        | .400        | 0        | 0 - 0        |
| <b>TOTAL</b> |      | <b>24 - 20</b> | <b>1828.33</b> | <b>1</b> | <b>1</b> | <b>3</b> | <b>11</b> | <b>.091</b> | <b>2</b> | <b>.182</b> | <b>0</b> | <b>0 - 0</b> |

**Single Game Highs**

| Statistic | Value                      |
|-----------|----------------------------|
| Points    | 2 vs Michigan St. 09/14/21 |
| Goals     | 1 vs Michigan St. 09/14/21 |
| Assists   | 1 vs Syracuse 10/09/20     |
| Shots     | 2 at Virginia 03/07/21     |

**DOWD, Bryan**

| SEASON       | TEAM | GP-GS          | Min.          | G        | A        | Pts      | Shot     | Shot%       | SOG      | SOG%        | GW       | PK-Att       |
|--------------|------|----------------|---------------|----------|----------|----------|----------|-------------|----------|-------------|----------|--------------|
| 2020-21      | ND   | 4 - 3          | 314.52        | 0        | 0        | 0        | 0        | .000        | 0        | .000        | 0        | 0 - 0        |
| 2021-22      | ND   | 7 - 7          | 651.64        | 0        | 0        | 0        | 0        | .000        | 0        | .000        | 0        | 0 - 0        |
| <b>TOTAL</b> |      | <b>11 - 10</b> | <b>966.16</b> | <b>0</b> | <b>0</b> | <b>0</b> | <b>0</b> | <b>.000</b> | <b>0</b> | <b>.000</b> | <b>0</b> | <b>0 - 0</b> |

| SEASON       | TEAM | GP-GS          | Minutes       | GA        | GAAvg       | Saves     | Save%       | W        | L        | T        | SHO/CBO    |
|--------------|------|----------------|---------------|-----------|-------------|-----------|-------------|----------|----------|----------|------------|
| 2020-21      | ND   | 4 - 3          | 314.52        | 4         | 1.15        | 11        | .733        | 1        | 2        | 0        | 1/0        |
| 2021-22      | ND   | 7 - 7          | 651.64        | 10        | 1.39        | 16        | .615        | 3        | 3        | 1        | 2/0        |
| <b>TOTAL</b> |      | <b>11 - 10</b> | <b>966.16</b> | <b>14</b> | <b>1.31</b> | <b>27</b> | <b>.659</b> | <b>4</b> | <b>5</b> | <b>1</b> | <b>3/0</b> |

**Single Game Highs**

| Statistic | Value                       |
|-----------|-----------------------------|
| Saves     | 5 vs Northern Ill. 08/30/21 |

**GENENBACHER, Kyle**

| SEASON       | TEAM | GP-GS        | Min.          | G        | A        | Pts      | Shot     | Shot%       | SOG      | SOG%        | GW       | PK-Att       |
|--------------|------|--------------|---------------|----------|----------|----------|----------|-------------|----------|-------------|----------|--------------|
| 2021-22      | ND   | 6 - 1        | 230.39        | 0        | 0        | 0        | 0        | .000        | 0        | .000        | 0        | 0 - 0        |
| <b>TOTAL</b> |      | <b>6 - 1</b> | <b>230.39</b> | <b>0</b> | <b>0</b> | <b>0</b> | <b>0</b> | <b>.000</b> | <b>0</b> | <b>.000</b> | <b>0</b> | <b>0 - 0</b> |

## 2021 CAREER STATISTICS



Notre Dame Men's Soccer  
Individual Career Summaries  
All games

Page 2/8  
as of Sep 23, 2021

## GIACOBELLO, Ben

| SEASON       | TEAM | GP-GS          | Min.           | G        | A        | Pts       | Shot      | Shot%       | SOG      | SOG%        | GW       | PK-Att       |
|--------------|------|----------------|----------------|----------|----------|-----------|-----------|-------------|----------|-------------|----------|--------------|
| 2019-20      | ND   | 19 - 1         | 451.67         | 2        | 1        | 5         | 6         | .333        | 4        | .667        | 0        | 0 - 0        |
| 2020-21      | ND   | 12 - 9         | 710.02         | 1        | 2        | 4         | 8         | .125        | 3        | .375        | 0        | 0 - 0        |
| 2021-22      | ND   | 7 - 6          | 540.29         | 0        | 1        | 1         | 1         | .000        | 0        | .000        | 0        | 0 - 0        |
| <b>TOTAL</b> |      | <b>38 - 16</b> | <b>1701.97</b> | <b>3</b> | <b>4</b> | <b>10</b> | <b>15</b> | <b>.200</b> | <b>7</b> | <b>.467</b> | <b>0</b> | <b>0 - 0</b> |

## Single Game Highs

| Statistic | Value |   |
|-----------|-------|---|
| Points    | 2     | at Indiana 09/17/19, vs Purdue Fort Wayne 10/08/19, vs Louisville 11/06/20    |
| Goals     | 1     | at Indiana 09/17/19, vs Purdue Fort Wayne 10/08/19, vs Louisville 11/06/20    |
| Assists   | 2     | vs Louisville 11/06/20  |
| Shots     | 2     | vs Purdue Fort Wayne 10/08/19, at Louisville 10/02/20, vs Louisville 11/06/20 |

## LYNCH, Michael

| SEASON       | TEAM | GP-GS         | Min.          | G        | A        | Pts      | Shot     | Shot%       | SOG      | SOG%        | GW       | PK-Att       |
|--------------|------|---------------|---------------|----------|----------|----------|----------|-------------|----------|-------------|----------|--------------|
| 2020-21      | ND   | 13 - 6        | 508.52        | 0        | 0        | 0        | 4        | .000        | 1        | .250        | 0        | 0 - 0        |
| 2021-22      | ND   | 5 - 2         | 155.12        | 0        | 0        | 0        | 2        | .000        | 0        | .000        | 0        | 0 - 0        |
| <b>TOTAL</b> |      | <b>18 - 8</b> | <b>663.64</b> | <b>0</b> | <b>0</b> | <b>0</b> | <b>6</b> | <b>.000</b> | <b>1</b> | <b>.167</b> | <b>0</b> | <b>0 - 0</b> |

## Single Game Highs

| Statistic | Value |                     |
|-----------|-------|---------------------|
| Shots     | 2     | vs Indiana 08/27/21 |

## LYNN, Jack

| SEASON       | TEAM | GP-GS          | Min.            | G         | A        | Pts       | Shot       | Shot%       | SOG       | SOG%        | GW       | PK-Att       |
|--------------|------|----------------|-----------------|-----------|----------|-----------|------------|-------------|-----------|-------------|----------|--------------|
| 2018-19      | ND   | 21 - 3         | 55020           | 3         | 3        | 9         | 27         | .111        | 14        | .519        | 1        | 0 - 0        |
| 2019-20      | ND   | 19 - 17        | 1338.38         | 10        | 1        | 21        | 41         | .244        | 19        | .463        | 5        | 0 - 0        |
| 2020-21      | ND   | 16 - 14        | 1286.22         | 8         | 0        | 16        | 44         | .182        | 18        | .409        | 2        | 3 - 3        |
| 2021-22      | ND   | 6 - 6          | 440.86          | 3         | 2        | 8         | 18         | .167        | 7         | .389        | 1        | 0 - 0        |
| <b>TOTAL</b> |      | <b>62 - 40</b> | <b>58085.45</b> | <b>24</b> | <b>6</b> | <b>54</b> | <b>130</b> | <b>.185</b> | <b>58</b> | <b>.446</b> | <b>9</b> | <b>3 - 3</b> |

## Single Game Highs

| Statistic | Value |  |
|-----------|-------|--|
| Points    | 6     | vs Louisville 11/06/20                       |
| Goals     | 3     | vs Louisville 11/06/20                       |
| Assists   | 1     | 6 times                                      |
| Shots     | 7     | vs Wright St. 11/21/19, vs Virginia 10/24/20 |

## 2021 CAREER STATISTICS



Notre Dame Men's Soccer  
Individual Career Summaries  
All games

Page 3/8  
as of Sep 23, 2021

## MAYER, Reese

| SEASON       | TEAM | GP-GS         | Min.         | G        | A        | Pts      | Shot     | Shot%       | SOG      | SOG%        | GW       | PK-Att       |
|--------------|------|---------------|--------------|----------|----------|----------|----------|-------------|----------|-------------|----------|--------------|
| 2020-21      | ND   | 15 - 3        | 538.87       | 1        | 1        | 3        | 2        | .500        | 1        | .500        | 0        | 0 - 0        |
| 2021-22      | ND   | 7 - 3         | 434.43       | 0        | 0        | 0        | 2        | .000        | 0        | .000        | 0        | 0 - 0        |
| <b>TOTAL</b> |      | <b>22 - 6</b> | <b>973.3</b> | <b>1</b> | <b>1</b> | <b>3</b> | <b>4</b> | <b>.250</b> | <b>1</b> | <b>.250</b> | <b>0</b> | <b>0 - 0</b> |

## Single Game Highs

| Statistic | Value |                            |
|-----------|-------|----------------------------|
| Points    | 2     | vs North Carolina 03/27/21 |
| Goals     | 1     | vs North Carolina 03/27/21 |
| Assists   | 1     | vs Wake Forest 03/20/21    |
| Shots     | 1     | 4 times                    |

## MCCARTNEY, Dawson

| SEASON              | TEAM | GP-GS          | Min.             | G         | A         | Pts       | Shot      | Shot%       | SOG       | SOG%        | GW       | PK-Att       |
|---------------------|------|----------------|------------------|-----------|-----------|-----------|-----------|-------------|-----------|-------------|----------|--------------|
| 2017-18             | Dart | 17 - 14        | 70380            | 2         | 8         | 12        | 17        | .118        | 5         | .294        | 0        | 0 - 0        |
| 2018-19             | Dart | 15 - 14        | 72540            | 3         | 2         | 8         | 20        | .150        | 9         | .450        | 0        | 0 - 0        |
| 2019-20             | Dart | 12 - 12        | 1024.8           | 3         | 4         | 10        | 20        | .150        | 5         | .250        | 1        | 0 - 0        |
| 2020-21             | ND   | 6 - 4          | 421.87           | 1         | 2         | 4         | 5         | .200        | 3         | .600        | 0        | 0 - 0        |
| 2021-22             | ND   | 7 - 7          | 576.07           | 2         | 1         | 5         | 14        | .143        | 5         | .357        | 1        | 0 - 0        |
| <b>TOTAL FOR ND</b> |      | <b>13 - 11</b> | <b>997.94</b>    | <b>3</b>  | <b>3</b>  | <b>9</b>  | <b>19</b> | <b>.158</b> | <b>8</b>  | <b>.421</b> | <b>1</b> | <b>0 - 0</b> |
| <b>TOTAL</b>        |      | <b>57 - 51</b> | <b>144942.74</b> | <b>11</b> | <b>17</b> | <b>39</b> | <b>76</b> | <b>.145</b> | <b>27</b> | <b>.355</b> | <b>2</b> | <b>0 - 0</b> |

## Single Game Highs

| Statistic | Value |                     |
|-----------|-------|---------------------|
| Points    | 2     | 11 times            |
| Goals     | 1     | 11 times            |
| Assists   | 2     | vs Niagara 09/21/19 |
| Shots     | 7     | vs Vermont 10/08/19 |

## MCLAUGHLIN, Matthew

| SEASON       | TEAM | GP-GS        | Min.         | G        | A        | Pts      | Shot     | Shot%       | SOG      | SOG%        | GW       | PK-Att       |
|--------------|------|--------------|--------------|----------|----------|----------|----------|-------------|----------|-------------|----------|--------------|
| 2020-21      | ND   | 4 - 0        | 50.24        | 0        | 0        | 0        | 0        | .000        | 0        | .000        | 0        | 0 - 0        |
| <b>TOTAL</b> |      | <b>4 - 0</b> | <b>50.24</b> | <b>0</b> | <b>0</b> | <b>0</b> | <b>0</b> | <b>.000</b> | <b>0</b> | <b>.000</b> | <b>0</b> | <b>0 - 0</b> |

## 2021 CAREER STATISTICS



Notre Dame Men's Soccer  
Individual Career Summaries  
All games

Page 4/8  
as of Sep 23, 2021

## NTO, Eno

| SEASON       | TEAM | GP-GS        | Min.          | G        | A        | Pts      | Shot     | Shot%       | SOG      | SOG%        | GW       | PK-Att       |
|--------------|------|--------------|---------------|----------|----------|----------|----------|-------------|----------|-------------|----------|--------------|
| 2021-22      | ND   | 7 - 5        | 308.29        | 2        | 0        | 4        | 5        | .400        | 3        | .600        | 1        | 0 - 0        |
| <b>TOTAL</b> |      | <b>7 - 5</b> | <b>308.29</b> | <b>2</b> | <b>0</b> | <b>4</b> | <b>5</b> | <b>.400</b> | <b>3</b> | <b>.600</b> | <b>1</b> | <b>0 - 0</b> |

## Single Game Highs

| Statistic | Value |   |
|-----------|-------|---|
| Points    | 2     | vs Northern Ill. 08/30/21, vs Michigan St. 09/14/21 |
| Goals     | 1     | vs Northern Ill. 08/30/21, vs Michigan St. 09/14/21 |
| Shots     | 1     | 5 times   |

## O'BRIEN, Ethan

| SEASON       | TEAM | GP-GS         | Min.          | G        | A        | Pts      | Shot     | Shot%       | SOG      | SOG%        | GW       | PK-Att       |
|--------------|------|---------------|---------------|----------|----------|----------|----------|-------------|----------|-------------|----------|--------------|
| 2020-21      | ND   | 11 - 8        | 645.65        | 0        | 0        | 0        | 1        | .000        | 0        | .000        | 0        | 0 - 0        |
| 2021-22      | ND   | 3 - 0         | 101.67        | 0        | 2        | 2        | 0        | .000        | 0        | .000        | 0        | 0 - 0        |
| <b>TOTAL</b> |      | <b>14 - 8</b> | <b>747.32</b> | <b>0</b> | <b>2</b> | <b>2</b> | <b>1</b> | <b>.000</b> | <b>0</b> | <b>.000</b> | <b>0</b> | <b>0 - 0</b> |

## Single Game Highs

| Statistic | Value |  |
|-----------|-------|--|
| Assists   | 1     | vs Michigan St. 09/14/21, at Michigan 09/21/21 |
| Shots     | 1     | vs Virginia Tech 04/09/21                      |

## OMAR, Mohamed

| SEASON       | TEAM | GP-GS          | Min.            | G        | A        | Pts      | Shot      | Shot%       | SOG      | SOG%        | GW       | PK-Att       |
|--------------|------|----------------|-----------------|----------|----------|----------|-----------|-------------|----------|-------------|----------|--------------|
| 2018-19      | ND   | 17 - 5         | 41160           | 0        | 1        | 1        | 8         | .000        | 1        | .125        | 0        | 0 - 0        |
| 2019-20      | ND   | 19 - 18        | 1644.39         | 2        | 1        | 5        | 14        | .143        | 4        | .286        | 1        | 0 - 0        |
| 2020-21      | ND   | 10 - 9         | 834.42          | 0        | 0        | 0        | 2         | .000        | 1        | .500        | 0        | 0 - 0        |
| 2021-22      | ND   | 7 - 7          | 535.67          | 1        | 0        | 2        | 7         | .143        | 3        | .429        | 0        | 0 - 0        |
| <b>TOTAL</b> |      | <b>53 - 39</b> | <b>44174.48</b> | <b>3</b> | <b>2</b> | <b>8</b> | <b>31</b> | <b>.097</b> | <b>9</b> | <b>.290</b> | <b>1</b> | <b>0 - 0</b> |

## Single Game Highs

| Statistic | Value |  |
|-----------|-------|--|
| Points    | 2     | vs Seattle U 09/06/19, vs Purdue Fort Wayne 10/08/19, at Michigan 09/21/21 |
| Goals     | 1     | vs Seattle U 09/06/19, vs Purdue Fort Wayne 10/08/19, at Michigan 09/21/21 |
| Assists   | 1     | at Indiana 09/17/19, vs UConn 08/31/18                                     |
| Shots     | 3     | at Northwestern 10/02/18, vs Virginia 11/25/18                             |

## 2021 CAREER STATISTICS



Notre Dame Men's Soccer  
Individual Career Summaries  
All games

Page 5/8  
as of Sep 23, 2021

## PELLEGRINO, Michael

| SEASON       | TEAM | GP-GS          | Min.           | G        | A        | Pts      | Shot      | Shot%       | SOG      | SOG%        | GW       | PK-Att       |
|--------------|------|----------------|----------------|----------|----------|----------|-----------|-------------|----------|-------------|----------|--------------|
| 2019-20      | ND   | 19 - 10        | 1082.81        | 1        | 0        | 2        | 12        | .083        | 3        | .250        | 1        | 0 - 0        |
| 2020-21      | ND   | 16 - 14        | 1185.59        | 1        | 0        | 2        | 15        | .067        | 3        | .200        | 0        | 0 - 0        |
| 2021-22      | ND   | 3 - 3          | 138.36         | 0        | 0        | 0        | 1         | .000        | 0        | .000        | 0        | 0 - 0        |
| <b>TOTAL</b> |      | <b>38 - 27</b> | <b>2406.74</b> | <b>2</b> | <b>0</b> | <b>4</b> | <b>28</b> | <b>.071</b> | <b>6</b> | <b>.214</b> | <b>1</b> | <b>0 - 0</b> |

## Single Game Highs

| Statistic | Value |  |
|-----------|-------|--|
| Points    | 2     | at Michigan St. 09/24/19, vs Pittsburgh 09/26/20 |
| Goals     | 1     | at Michigan St. 09/24/19, vs Pittsburgh 09/26/20 |
| Shots     | 4     | vs Virginia Tech 04/09/21                        |

## QUINTON, Philip

| SEASON       | TEAM | GP-GS          | Min.            | G        | A        | Pts      | Shot      | Shot%       | SOG      | SOG%        | GW       | PK-Att       |
|--------------|------|----------------|-----------------|----------|----------|----------|-----------|-------------|----------|-------------|----------|--------------|
| 2018-19      | ND   | 7 - 5          | 23100           | 0        | 0        | 0        | 2         | .000        | 1        | .500        | 0        | 0 - 0        |
| 2019-20      | ND   | 12 - 11        | 946.99          | 0        | 1        | 1        | 3         | .000        | 1        | .333        | 0        | 0 - 0        |
| 2020-21      | ND   | 15 - 15        | 1283.16         | 0        | 1        | 1        | 6         | .000        | 2        | .333        | 0        | 0 - 0        |
| 2021-22      | ND   | 7 - 7          | 651.64          | 0        | 0        | 0        | 5         | .000        | 1        | .200        | 0        | 0 - 0        |
| <b>TOTAL</b> |      | <b>41 - 38</b> | <b>25981.77</b> | <b>0</b> | <b>2</b> | <b>2</b> | <b>16</b> | <b>.000</b> | <b>5</b> | <b>.313</b> | <b>0</b> | <b>0 - 0</b> |

## Single Game Highs

| Statistic | Value |   |
|-----------|-------|---|
| Assists   | 1     | vs Purdue Fort Wayne 10/08/19, at Louisville 10/02/20 |
| Shots     | 3     | vs Calvin 03/16/21                                    |

## RADIVOJSA, Matthew

| SEASON       | TEAM | GP-GS         | Min.          | G        | A        | Pts      | Shot      | Shot%       | SOG      | SOG%        | GW       | PK-Att       |
|--------------|------|---------------|---------------|----------|----------|----------|-----------|-------------|----------|-------------|----------|--------------|
| 2020-21      | ND   | 17 - 8        | 900.32        | 1        | 0        | 2        | 17        | .059        | 5        | .294        | 1        | 0 - 0        |
| <b>TOTAL</b> |      | <b>17 - 8</b> | <b>900.32</b> | <b>1</b> | <b>0</b> | <b>2</b> | <b>17</b> | <b>.059</b> | <b>5</b> | <b>.294</b> | <b>1</b> | <b>0 - 0</b> |

## Single Game Highs

| Statistic | Value |                      |
|-----------|-------|----------------------|
| Points    | 2     | at Butler 02/27/21   |
| Goals     | 1     | at Butler 02/27/21   |
| Shots     | 4     | vs Kentucky 09/17/20 |

## 2021 CAREER STATISTICS



Notre Dame Men's Soccer  
Individual Career Summaries  
All games

Page 6/8  
as of Sep 23, 2021

**RAMSEY, Josh**

| SEASON       | TEAM | GP-GS        | Min.          | G        | A        | Pts      | Shot     | Shot%       | SOG      | SOG%        | GW       | PK-Att       |
|--------------|------|--------------|---------------|----------|----------|----------|----------|-------------|----------|-------------|----------|--------------|
| 2021-22      | ND   | 7 - 6        | 574.72        | 0        | 1        | 1        | 0        | .000        | 0        | .000        | 0        | 0 - 0        |
| <b>TOTAL</b> |      | <b>7 - 6</b> | <b>574.72</b> | <b>0</b> | <b>1</b> | <b>1</b> | <b>0</b> | <b>.000</b> | <b>0</b> | <b>.000</b> | <b>0</b> | <b>0 - 0</b> |

**Single Game Highs**

| Statistic | Value                        |
|-----------|------------------------------|
| Assists   | 1 at Boston College 09/10/21 |

**ROOU, Matthew**

| SEASON       | TEAM | GP-GS        | Min.          | G        | A        | Pts      | Shot     | Shot%       | SOG      | SOG%        | GW       | PK-Att       |
|--------------|------|--------------|---------------|----------|----------|----------|----------|-------------|----------|-------------|----------|--------------|
| 2021-22      | ND   | 7 - 4        | 476.34        | 3        | 0        | 6        | 8        | .375        | 4        | .500        | 0        | 0 - 0        |
| <b>TOTAL</b> |      | <b>7 - 4</b> | <b>476.34</b> | <b>3</b> | <b>0</b> | <b>6</b> | <b>8</b> | <b>.375</b> | <b>4</b> | <b>.500</b> | <b>0</b> | <b>0 - 0</b> |

**Single Game Highs**

| Statistic | Value   |
|-----------|---|
| Points    | 2 vs Northern Ill. 08/30/21, at Boston College 09/10/21, vs Michigan St. 09/14/21 |
| Goals     | 1 vs Northern Ill. 08/30/21, at Boston College 09/10/21, vs Michigan St. 09/14/21 |
| Shots     | 3 vs Michigan St. 09/14/21  |

**ROSSI, Michael**

| SEASON       | TEAM | GP-GS        | Min.         | G        | A        | Pts      | Shot     | Shot%       | SOG      | SOG%        | GW       | PK-Att       |
|--------------|------|--------------|--------------|----------|----------|----------|----------|-------------|----------|-------------|----------|--------------|
| 2021-22      | ND   | 4 - 0        | 28.05        | 0        | 0        | 0        | 0        | .000        | 0        | .000        | 0        | 0 - 0        |
| <b>TOTAL</b> |      | <b>4 - 0</b> | <b>28.05</b> | <b>0</b> | <b>0</b> | <b>0</b> | <b>0</b> | <b>.000</b> | <b>0</b> | <b>.000</b> | <b>0</b> | <b>0 - 0</b> |

## 2021 CAREER STATISTICS



Notre Dame Men's Soccer  
Individual Career Summaries  
All games

Page 7/8  
as of Sep 23, 2021

## RUSSO, Daniel

| SEASON       | TEAM | GP-GS         | Min.          | G        | A        | Pts      | Shot      | Shot%       | SOG      | SOG%        | GW       | PK-Att       |
|--------------|------|---------------|---------------|----------|----------|----------|-----------|-------------|----------|-------------|----------|--------------|
| 2020-21      | ND   | 13 - 5        | 525.01        | 1        | 1        | 3        | 4         | .250        | 2        | .500        | 1        | 0 - 0        |
| 2021-22      | ND   | 7 - 3         | 313.77        | 0        | 3        | 3        | 7         | .000        | 2        | .286        | 0        | 0 - 0        |
| <b>TOTAL</b> |      | <b>20 - 8</b> | <b>838.77</b> | <b>1</b> | <b>4</b> | <b>6</b> | <b>11</b> | <b>.091</b> | <b>4</b> | <b>.364</b> | <b>1</b> | <b>0 - 0</b> |

## Single Game Highs

| Statistic | Value |                      |
|-----------|-------|----------------------|
| Points    | 2     | vs Kentucky 09/17/20 |
| Goals     | 1     | vs Kentucky 09/17/20 |
| Assists   | 2     | at Michigan 09/21/21 |
| Shots     | 3     | at Michigan 09/21/21 |

## SHEA, Tyler

| SEASON       | TEAM | GP-GS         | Min.         | G        | A        | Pts      | Shot      | Shot%       | SOG      | SOG%        | GW       | PK-Att       |
|--------------|------|---------------|--------------|----------|----------|----------|-----------|-------------|----------|-------------|----------|--------------|
| 2019-20      | ND   | 15 - 1        | 338.47       | 1        | 0        | 2        | 11        | .091        | 3        | .273        | 0        | 0 - 0        |
| 2020-21      | ND   | 3 - 0         | 83.7         | 0        | 0        | 0        | 1         | .000        | 0        | .000        | 0        | 0 - 0        |
| 2021-22      | ND   | 6 - 3         | 233.14       | 0        | 0        | 0        | 7         | .000        | 3        | .429        | 0        | 0 - 0        |
| <b>TOTAL</b> |      | <b>24 - 4</b> | <b>655.3</b> | <b>1</b> | <b>0</b> | <b>2</b> | <b>19</b> | <b>.053</b> | <b>6</b> | <b>.316</b> | <b>0</b> | <b>0 - 0</b> |

## Single Game Highs

| Statistic | Value |                               |
|-----------|-------|-------------------------------|
| Points    | 2     | vs Purdue Fort Wayne 10/08/19 |
| Goals     | 1     | vs Purdue Fort Wayne 10/08/19 |
| Shots     | 2     | 6 times                       |

## SILVER, Bryan

| SEASON       | TEAM | GP-GS         | Min.          | G        | A        | Pts      | Shot     | Shot%       | SOG      | SOG%        | GW       | PK-Att       |
|--------------|------|---------------|---------------|----------|----------|----------|----------|-------------|----------|-------------|----------|--------------|
| 2019-20      | ND   | 2 - 0         | 59            | 0        | 1        | 1        | 1        | .000        | 0        | .000        | 0        | 0 - 0        |
| 2020-21      | ND   | 2 - 0         | 28.3          | 0        | 0        | 0        | 0        | .000        | 0        | .000        | 0        | 0 - 0        |
| 2021-22      | ND   | 6 - 0         | 95.32         | 0        | 0        | 0        | 0        | .000        | 0        | .000        | 0        | 0 - 0        |
| <b>TOTAL</b> |      | <b>10 - 0</b> | <b>182.62</b> | <b>0</b> | <b>1</b> | <b>1</b> | <b>1</b> | <b>.000</b> | <b>0</b> | <b>.000</b> | <b>0</b> | <b>0 - 0</b> |

## Single Game Highs

| Statistic | Value |                               |
|-----------|-------|-------------------------------|
| Assists   | 1     | vs Purdue Fort Wayne 10/08/19 |
| Shots     | 1     | vs Purdue Fort Wayne 10/08/19 |

## 2021 INDIVIDUAL GAME-BY-GAME

## #2 QUINTON, Philip

| Date          | Opponent          | SCORE        | GP       | GS       | G        | A        | PTS      | SH       | SH%         | SOG      | SOG%        | GW       | PK-ATT     | YC       | RC       | MIN        |
|---------------|-------------------|--------------|----------|----------|----------|----------|----------|----------|-------------|----------|-------------|----------|------------|----------|----------|------------|
| 08/27/2021    | Indiana           | 2-3          | *        | *        | 0        | 0        | 0        | 1        | .000        | 0        | .000        | 0        | 0-0        | 0        | 0        | 92         |
| 08/30/2021    | Northern Ill.     | 2-0          | *        | *        | 0        | 0        | 0        | 0        | .000        | 0        | .000        | 0        | 0-0        | 0        | 0        | 90         |
| 09/03/2021    | at Kentucky       | 0-1          | *        | *        | 0        | 0        | 0        | 0        | .000        | 0        | .000        | 0        | 0-0        | 0        | 0        | 90         |
| 09/10/2021    | at Boston College | 1-1          | *        | *        | 0        | 0        | 0        | 1        | .000        | 1        | .500        | 0        | 0-0        | 0        | 0        | 110        |
| 09/14/2021    | Michigan St.      | 3-4          | *        | *        | 0        | 0        | 0        | 2        | .000        | 0        | .250        | 0        | 0-0        | 0        | 0        | 90         |
| 09/17/2021    | NC State          | 1-0          | *        | *        | 0        | 0        | 0        | 1        | .000        | 0        | .200        | 0        | 0-0        | 0        | 0        | 90         |
| 09/21/2021    | at Michigan       | 3-1          | *        | *        | 0        | 0        | 0        | 0        | .000        | 0        | .200        | 0        | 0-0        | 0        | 0        | 90         |
| <b>Totals</b> |                   | <b>12-10</b> | <b>7</b> | <b>7</b> | <b>0</b> | <b>0</b> | <b>0</b> | <b>5</b> | <b>.000</b> | <b>1</b> | <b>.200</b> | <b>0</b> | <b>0-0</b> | <b>0</b> | <b>0</b> | <b>652</b> |

## Player Averages

| Games Played | Shots per game | Assists per game | Goals per game | Points per game |
|--------------|----------------|------------------|----------------|-----------------|
| 7            | 0.71           | 0.00             | 0.00           | 0.00            |



## 2021 INDIVIDUAL GAME-BY-GAME

## #3 MAYER, Reese

| Date          | Opponent          | SCORE        | GP       | GS       | G        | A        | PTS      | SH       | SH%         | SOG      | SOG%        | GW       | PK-ATT     | YC       | RC       | MIN        |
|---------------|-------------------|--------------|----------|----------|----------|----------|----------|----------|-------------|----------|-------------|----------|------------|----------|----------|------------|
| 08/27/2021    | Indiana           | 2-3          | *        | *        | 0        | 0        | 0        | 0        | .000        | 0        | .000        | 0        | 0-0        | 1        | 0        | 54         |
| 08/30/2021    | Northern Ill.     | 2-0          | *        |          | 0        | 0        | 0        | 1        | .000        | 0        | .000        | 0        | 0-0        | 0        | 0        | 64         |
| 09/03/2021    | at Kentucky       | 0-1          | *        | *        | 0        | 0        | 0        | 0        | .000        | 0        | .000        | 0        | 0-0        | 0        | 0        | 82         |
| 09/10/2021    | at Boston College | 1-1          | *        |          | 0        | 0        | 0        | 1        | .000        | 0        | .000        | 0        | 0-0        | 0        | 0        | 69         |
| 09/14/2021    | Michigan St.      | 3-4          | *        | *        | 0        | 0        | 0        | 0        | .000        | 0        | .000        | 0        | 0-0        | 0        | 0        | 83         |
| 09/17/2021    | NC State          | 1-0          | *        |          | 0        | 0        | 0        | 0        | .000        | 0        | .000        | 0        | 0-0        | 0        | 0        | 27         |
| 09/21/2021    | at Michigan       | 3-1          | *        |          | 0        | 0        | 0        | 0        | .000        | 0        | .000        | 0        | 0-0        | 0        | 0        | 55         |
| <b>Totals</b> |                   | <b>12-10</b> | <b>7</b> | <b>3</b> | <b>0</b> | <b>0</b> | <b>0</b> | <b>2</b> | <b>.000</b> | <b>0</b> | <b>.000</b> | <b>0</b> | <b>0-0</b> | <b>1</b> | <b>0</b> | <b>434</b> |

## Player Averages

| Games Played | Shots per game | Assists per game | Goals per game | Points per game |
|--------------|----------------|------------------|----------------|-----------------|
| 7            | 0.29           | 0.00             | 0.00           | 0.00            |

## 2021 INDIVIDUAL GAME-BY-GAME

## #6 PELLEGRINO, Michael

| Date          | Opponent     | SCORE      | GP       | GS       | G        | A        | PTS      | SH       | SH%         | SOG      | SOG%        | GW       | PK-ATT     | YC       | RC       | MIN        |
|---------------|--------------|------------|----------|----------|----------|----------|----------|----------|-------------|----------|-------------|----------|------------|----------|----------|------------|
| 09/14/2021    | Michigan St. | 3-4        | *        | *        | 0        | 0        | 0        | 0        | .000        | 0        | .000        | 0        | 0-0        | 0        | 0        | 35         |
| 09/17/2021    | NC State     | 1-0        | *        | *        | 0        | 0        | 0        | 0        | .000        | 0        | .000        | 0        | 0-0        | 0        | 0        | 50         |
| 09/21/2021    | at Michigan  | 3-1        | *        | *        | 0        | 0        | 0        | 1        | .000        | 0        | .000        | 0        | 0-0        | 1        | 0        | 53         |
| <b>Totals</b> |              | <b>7-5</b> | <b>3</b> | <b>3</b> | <b>0</b> | <b>0</b> | <b>0</b> | <b>1</b> | <b>.000</b> | <b>0</b> | <b>.000</b> | <b>0</b> | <b>0-0</b> | <b>1</b> | <b>0</b> | <b>138</b> |

## Player Averages

| Games Played | Shots per game | Assists per game | Goals per game | Points per game |
|--------------|----------------|------------------|----------------|-----------------|
| 3            | 0.33           | 0.00             | 0.00           | 0.00            |

## 2021 INDIVIDUAL GAME-BY-GAME

## #7 O'BRIEN, Ethan

| Date          | Opponent     | SCORE      | GP       | GS       | G        | A        | PTS      | SH       | SH%         | SOG      | SOG%        | GW       | PK-ATT     | YC       | RC       | MIN        |
|---------------|--------------|------------|----------|----------|----------|----------|----------|----------|-------------|----------|-------------|----------|------------|----------|----------|------------|
| 09/14/2021    | Michigan St. | 3-4        | *        |          | 0        | 1        | 1        | 0        | .000        | 0        | .000        | 0        | 0-0        | 0        | 0        | 55         |
| 09/17/2021    | NC State     | 1-0        | *        |          | 0        | 0        | 0        | 0        | .000        | 0        | .000        | 0        | 0-0        | 0        | 0        | 26         |
| 09/21/2021    | at Michigan  | 3-1        | *        |          | 0        | 1        | 1        | 0        | .000        | 0        | .000        | 0        | 0-0        | 1        | 0        | 21         |
| <b>Totals</b> |              | <b>7-5</b> | <b>3</b> | <b>0</b> | <b>0</b> | <b>2</b> | <b>2</b> | <b>0</b> | <b>.000</b> | <b>0</b> | <b>.000</b> | <b>0</b> | <b>0-0</b> | <b>1</b> | <b>0</b> | <b>102</b> |

## Player Averages

| Games Played | Shots per game | Assists per game | Goals per game | Points per game |
|--------------|----------------|------------------|----------------|-----------------|
| 3            | 0.00           | 0.67             | 0.00           | 0.67            |

## 2021 INDIVIDUAL GAME-BY-GAME

## #9 SHEA, Tyler

| Date          | Opponent          | SCORE      | GP       | GS       | G        | A        | PTS      | SH       | SH%         | SOG      | SOG%        | GW       | PK-ATT     | YC       | RC       | MIN        |
|---------------|-------------------|------------|----------|----------|----------|----------|----------|----------|-------------|----------|-------------|----------|------------|----------|----------|------------|
| 08/27/2021    | Indiana           | 2-3        | *        | *        | 0        | 0        | 0        | 1        | .000        | 0        | .000        | 0        | 0-0        | 0        | 0        | 52         |
| 08/30/2021    | Northern Ill.     | 2-0        | *        |          | 0        | 0        | 0        | 2        | .000        | 1        | .333        | 0        | 0-0        | 0        | 0        | 41         |
| 09/03/2021    | at Kentucky       | 0-1        | *        | *        | 0        | 0        | 0        | 1        | .000        | 0        | .250        | 0        | 0-0        | 0        | 0        | 50         |
| 09/10/2021    | at Boston College | 1-1        | *        |          | 0        | 0        | 0        | 0        | .000        | 0        | .250        | 0        | 0-0        | 0        | 1        | 13         |
| 09/17/2021    | NC State          | 1-0        | *        |          | 0        | 0        | 0        | 1        | .000        | 1        | .400        | 0        | 0-0        | 0        | 0        | 31         |
| 09/21/2021    | at Michigan       | 3-1        | *        | *        | 0        | 0        | 0        | 2        | .000        | 1        | .429        | 0        | 0-0        | 0        | 0        | 46         |
| <b>Totals</b> |                   | <b>9-6</b> | <b>6</b> | <b>3</b> | <b>0</b> | <b>0</b> | <b>0</b> | <b>7</b> | <b>.000</b> | <b>3</b> | <b>.429</b> | <b>0</b> | <b>0-0</b> | <b>0</b> | <b>1</b> | <b>233</b> |

## Player Averages

| Games Played | Shots per game | Assists per game | Goals per game | Points per game |
|--------------|----------------|------------------|----------------|-----------------|
| 6            | 1.17           | 0.00             | 0.00           | 0.00            |

## 2021 INDIVIDUAL GAME-BY-GAME

## #11 RUSSO, Daniel

| Date          | Opponent          | SCORE        | GP       | GS       | G        | A        | PTS      | SH       | SH%         | SOG      | SOG%        | GW       | PK-ATT     | YC       | RC       | MIN        |
|---------------|-------------------|--------------|----------|----------|----------|----------|----------|----------|-------------|----------|-------------|----------|------------|----------|----------|------------|
| 08/27/2021    | Indiana           | 2-3          | *        | *        | 0        | 0        | 0        | 1        | .000        | 0        | .000        | 0        | 0-0        | 1        | 0        | 52         |
| 08/30/2021    | Northern Ill.     | 2-0          | *        |          | 0        | 0        | 0        | 0        | .000        | 0        | .000        | 0        | 0-0        | 0        | 0        | 36         |
| 09/03/2021    | at Kentucky       | 0-1          | *        | *        | 0        | 0        | 0        | 1        | .000        | 0        | .000        | 0        | 0-0        | 0        | 0        | 60         |
| 09/10/2021    | at Boston College | 1-1          | *        |          | 0        | 0        | 0        | 0        | .000        | 0        | .000        | 0        | 0-0        | 0        | 0        | 30         |
| 09/14/2021    | Michigan St.      | 3-4          | *        |          | 0        | 0        | 0        | 0        | .000        | 0        | .000        | 0        | 0-0        | 0        | 0        | 21         |
| 09/17/2021    | NC State          | 1-0          | *        |          | 0        | 1        | 1        | 2        | .000        | 0        | .000        | 0        | 0-0        | 1        | 0        | 52         |
| 09/21/2021    | at Michigan       | 3-1          | *        | *        | 0        | 2        | 2        | 3        | .000        | 2        | .286        | 0        | 0-0        | 0        | 0        | 61         |
| <b>Totals</b> |                   | <b>12-10</b> | <b>7</b> | <b>3</b> | <b>0</b> | <b>3</b> | <b>3</b> | <b>7</b> | <b>.000</b> | <b>2</b> | <b>.286</b> | <b>0</b> | <b>0-0</b> | <b>2</b> | <b>0</b> | <b>314</b> |

## Player Averages

| Games Played | Shots per game | Assists per game | Goals per game | Points per game |
|--------------|----------------|------------------|----------------|-----------------|
| 7            | 1.00           | 0.43             | 0.00           | 0.43            |

## 2021 INDIVIDUAL GAME-BY-GAME

## #12 SILVER, Bryan

| Date          | Opponent      | SCORE       | GP       | GS       | G        | A        | PTS      | SH       | SH%         | SOG      | SOG%        | GW       | PK-ATT     | YC       | RC       | MIN       |
|---------------|---------------|-------------|----------|----------|----------|----------|----------|----------|-------------|----------|-------------|----------|------------|----------|----------|-----------|
| 08/27/2021    | Indiana       | 2-3         | *        |          | 0        | 0        | 0        | 0        | .000        | 0        | .000        | 0        | 0-0        | 0        | 0        | 11        |
| 08/30/2021    | Northern Ill. | 2-0         | *        |          | 0        | 0        | 0        | 0        | .000        | 0        | .000        | 0        | 0-0        | 0        | 0        | 24        |
| 09/03/2021    | at Kentucky   | 0-1         | *        |          | 0        | 0        | 0        | 0        | .000        | 0        | .000        | 0        | 0-0        | 0        | 0        | 26        |
| 09/14/2021    | Michigan St.  | 3-4         | *        |          | 0        | 0        | 0        | 0        | .000        | 0        | .000        | 0        | 0-0        | 0        | 0        | 5         |
| 09/17/2021    | NC State      | 1-0         | *        |          | 0        | 0        | 0        | 0        | .000        | 0        | .000        | 0        | 0-0        | 0        | 0        | 7         |
| 09/21/2021    | at Michigan   | 3-1         | *        |          | 0        | 0        | 0        | 0        | .000        | 0        | .000        | 0        | 0-0        | 0        | 0        | 22        |
| <b>Totals</b> |               | <b>11-9</b> | <b>6</b> | <b>0</b> | <b>0</b> | <b>0</b> | <b>0</b> | <b>0</b> | <b>.000</b> | <b>0</b> | <b>.000</b> | <b>0</b> | <b>0-0</b> | <b>0</b> | <b>0</b> | <b>95</b> |

## Player Averages

| Games Played | Shots per game | Assists per game | Goals per game | Points per game |
|--------------|----------------|------------------|----------------|-----------------|
| 6            | 0.00           | 0.00             | 0.00           | 0.00            |

## 2021 INDIVIDUAL GAME-BY-GAME

## #14 LYNCH, Michael

| Date          | Opponent          | SCORE      | GP       | GS       | G        | A        | PTS      | SH       | SH%         | SOG      | SOG%        | GW       | PK-ATT     | YC       | RC       | MIN        |
|---------------|-------------------|------------|----------|----------|----------|----------|----------|----------|-------------|----------|-------------|----------|------------|----------|----------|------------|
| 08/27/2021    | Indiana           | 2-3        | *        |          | 0        | 0        | 0        | 2        | .000        | 0        | .000        | 0        | 0-0        | 0        | 0        | 47         |
| 08/30/2021    | Northern Ill.     | 2-0        | *        | *        | 0        | 0        | 0        | 0        | .000        | 0        | .000        | 0        | 0-0        | 1        | 0        | 43         |
| 09/03/2021    | at Kentucky       | 0-1        | *        |          | 0        | 0        | 0        | 0        | .000        | 0        | .000        | 0        | 0-0        | 0        | 0        | 8          |
| 09/10/2021    | at Boston College | 1-1        | *        | *        | 0        | 0        | 0        | 0        | .000        | 0        | .000        | 0        | 0-0        | 0        | 0        | 41         |
| 09/21/2021    | at Michigan       | 3-1        | *        |          | 0        | 0        | 0        | 0        | .000        | 0        | .000        | 0        | 0-0        | 0        | 0        | 16         |
| <b>Totals</b> |                   | <b>8-6</b> | <b>5</b> | <b>2</b> | <b>0</b> | <b>0</b> | <b>0</b> | <b>2</b> | <b>.000</b> | <b>0</b> | <b>.000</b> | <b>0</b> | <b>0-0</b> | <b>1</b> | <b>0</b> | <b>155</b> |

## Player Averages

| Games Played | Shots per game | Assists per game | Goals per game | Points per game |
|--------------|----------------|------------------|----------------|-----------------|
| 5            | 0.40           | 0.00             | 0.00           | 0.00            |

## 2021 INDIVIDUAL GAME-BY-GAME

## #15 BURNS, Paddy

| Date          | Opponent          | SCORE        | GP       | GS       | G        | A        | PTS      | SH       | SH%         | SOG      | SOG%        | GW       | PK-ATT     | YC       | RC       | MIN        |
|---------------|-------------------|--------------|----------|----------|----------|----------|----------|----------|-------------|----------|-------------|----------|------------|----------|----------|------------|
| 08/27/2021    | Indiana           | 2-3          | *        | *        | 0        | 0        | 0        | 1        | .000        | 0        | .000        | 0        | 0-0        | 0        | 0        | 92         |
| 08/30/2021    | Northern Ill.     | 2-0          | *        | *        | 0        | 0        | 0        | 1        | .000        | 1        | .500        | 0        | 0-0        | 0        | 0        | 90         |
| 09/03/2021    | at Kentucky       | 0-1          | *        | *        | 0        | 0        | 0        | 1        | .000        | 0        | .333        | 0        | 0-0        | 0        | 0        | 90         |
| 09/10/2021    | at Boston College | 1-1          | *        | *        | 0        | 0        | 0        | 0        | .000        | 0        | .333        | 0        | 0-0        | 0        | 0        | 110        |
| 09/14/2021    | Michigan St.      | 3-4          | *        | *        | 1        | 0        | 2        | 1        | .250        | 1        | .500        | 0        | 0-0        | 0        | 0        | 90         |
| 09/17/2021    | NC State          | 1-0          | *        | *        | 0        | 0        | 0        | 1        | .200        | 0        | .400        | 0        | 0-0        | 0        | 0        | 90         |
| 09/21/2021    | at Michigan       | 3-1          | *        | *        | 0        | 0        | 0        | 0        | .200        | 0        | .400        | 0        | 0-0        | 1        | 0        | 45         |
| <b>Totals</b> |                   | <b>12-10</b> | <b>7</b> | <b>7</b> | <b>1</b> | <b>0</b> | <b>2</b> | <b>5</b> | <b>.200</b> | <b>2</b> | <b>.400</b> | <b>0</b> | <b>0-0</b> | <b>1</b> | <b>0</b> | <b>607</b> |

## Player Averages

| Games Played | Shots per game | Assists per game | Goals per game | Points per game |
|--------------|----------------|------------------|----------------|-----------------|
| 7            | 0.71           | 0.00             | 0.14           | 0.29            |



## 2021 INDIVIDUAL GAME-BY-GAME

## #16 NTO, Eno

| Date          | Opponent          | SCORE        | GP       | GS       | G        | A        | PTS      | SH       | SH%         | SOG      | SOG%        | GW       | PK-ATT     | YC       | RC       | MIN        |
|---------------|-------------------|--------------|----------|----------|----------|----------|----------|----------|-------------|----------|-------------|----------|------------|----------|----------|------------|
| 08/27/2021    | Indiana           | 2-3          | *        |          | 0        | 0        | 0        | 1        | .000        | 1        | 1.000       | 0        | 0-0        | 0        | 0        | 41         |
| 08/30/2021    | Northern Ill.     | 2-0          | *        | *        | 1        | 0        | 2        | 1        | .500        | 1        | 1.000       | 1        | 0-0        | 1        | 0        | 43         |
| 09/03/2021    | at Kentucky       | 0-1          | *        | *        | 0        | 0        | 0        | 1        | .333        | 0        | .667        | 0        | 0-0        | 1        | 0        | 64         |
| 09/10/2021    | at Boston College | 1-1          | *        | *        | 0        | 0        | 0        | 1        | .250        | 0        | .500        | 0        | 0-0        | 0        | 0        | 21         |
| 09/14/2021    | Michigan St.      | 3-4          | *        | *        | 1        | 0        | 2        | 1        | .400        | 1        | .600        | 0        | 0-0        | 0        | 0        | 70         |
| 09/17/2021    | NC State          | 1-0          | *        | *        | 0        | 0        | 0        | 0        | .400        | 0        | .600        | 0        | 0-0        | 0        | 0        | 46         |
| 09/21/2021    | at Michigan       | 3-1          | *        |          | 0        | 0        | 0        | 0        | .400        | 0        | .600        | 0        | 0-0        | 0        | 0        | 23         |
| <b>Totals</b> |                   | <b>12-10</b> | <b>7</b> | <b>5</b> | <b>2</b> | <b>0</b> | <b>4</b> | <b>5</b> | <b>.400</b> | <b>3</b> | <b>.600</b> | <b>1</b> | <b>0-0</b> | <b>2</b> | <b>0</b> | <b>308</b> |

## Player Averages

| Games Played | Shots per game | Assists per game | Goals per game | Points per game |
|--------------|----------------|------------------|----------------|-----------------|
| 7            | 0.71           | 0.00             | 0.29           | 0.57            |

## 2021 INDIVIDUAL GAME-BY-GAME

## #18 RAMSEY, Josh

| Date          | Opponent          | SCORE        | GP       | GS       | G        | A        | PTS      | SH       | SH%         | SOG      | SOG%        | GW       | PK-ATT     | YC       | RC       | MIN        |
|---------------|-------------------|--------------|----------|----------|----------|----------|----------|----------|-------------|----------|-------------|----------|------------|----------|----------|------------|
| 08/27/2021    | Indiana           | 2-3          | *        | *        | 0        | 0        | 0        | 0        | .000        | 0        | .000        | 0        | 0-0        | 0        | 0        | 92         |
| 08/30/2021    | Northern Ill.     | 2-0          | *        | *        | 0        | 0        | 0        | 0        | .000        | 0        | .000        | 0        | 0-0        | 0        | 0        | 90         |
| 09/03/2021    | at Kentucky       | 0-1          | *        | *        | 0        | 0        | 0        | 0        | .000        | 0        | .000        | 0        | 0-0        | 0        | 0        | 90         |
| 09/10/2021    | at Boston College | 1-1          | *        | *        | 0        | 1        | 1        | 0        | .000        | 0        | .000        | 0        | 0-0        | 0        | 0        | 110        |
| 09/14/2021    | Michigan St.      | 3-4          | *        |          | 0        | 0        | 0        | 0        | .000        | 0        | .000        | 0        | 0-0        | 0        | 0        | 13         |
| 09/17/2021    | NC State          | 1-0          | *        | *        | 0        | 0        | 0        | 0        | .000        | 0        | .000        | 0        | 0-0        | 0        | 0        | 90         |
| 09/21/2021    | at Michigan       | 3-1          | *        | *        | 0        | 0        | 0        | 0        | .000        | 0        | .000        | 0        | 0-0        | 0        | 0        | 90         |
| <b>Totals</b> |                   | <b>12-10</b> | <b>7</b> | <b>6</b> | <b>0</b> | <b>1</b> | <b>1</b> | <b>0</b> | <b>.000</b> | <b>0</b> | <b>.000</b> | <b>0</b> | <b>0-0</b> | <b>0</b> | <b>0</b> | <b>575</b> |

## Player Averages

| Games Played | Shots per game | Assists per game | Goals per game | Points per game |
|--------------|----------------|------------------|----------------|-----------------|
| 7            | 0.00           | 0.14             | 0.00           | 0.14            |

## 2021 INDIVIDUAL GAME-BY-GAME

## #19 ROSSI, Michael

| Date          | Opponent      | SCORE      | GP       | GS       | G        | A        | PTS      | SH       | SH%         | SOG      | SOG%        | GW       | PK-ATT     | YC       | RC       | MIN       |
|---------------|---------------|------------|----------|----------|----------|----------|----------|----------|-------------|----------|-------------|----------|------------|----------|----------|-----------|
| 08/27/2021    | Indiana       | 2-3        | *        |          | 0        | 0        | 0        | 0        | .000        | 0        | .000        | 0        | 0-0        | 0        | 0        | 3         |
| 08/30/2021    | Northern Ill. | 2-0        | *        |          | 0        | 0        | 0        | 0        | .000        | 0        | .000        | 0        | 0-0        | 0        | 0        | 2         |
| 09/03/2021    | at Kentucky   | 0-1        | *        |          | 0        | 0        | 0        | 0        | .000        | 0        | .000        | 0        | 0-0        | 0        | 0        | 21        |
| 09/21/2021    | at Michigan   | 3-1        | *        |          | 0        | 0        | 0        | 0        | .000        | 0        | .000        | 0        | 0-0        | 0        | 0        | 2         |
| <b>Totals</b> |               | <b>7-5</b> | <b>4</b> | <b>0</b> | <b>0</b> | <b>0</b> | <b>0</b> | <b>0</b> | <b>.000</b> | <b>0</b> | <b>.000</b> | <b>0</b> | <b>0-0</b> | <b>0</b> | <b>0</b> | <b>28</b> |

## Player Averages

| Games Played | Shots per game | Assists per game | Goals per game | Points per game |
|--------------|----------------|------------------|----------------|-----------------|
| 4            | 0.00           | 0.00             | 0.00           | 0.00            |

## 2021 INDIVIDUAL GAME-BY-GAME

## #21 ROOU, Matthew

| Date          | Opponent          | SCORE        | GP       | GS       | G        | A        | PTS      | SH       | SH%         | SOG      | SOG%        | GW       | PK-ATT     | YC       | RC       | MIN        |
|---------------|-------------------|--------------|----------|----------|----------|----------|----------|----------|-------------|----------|-------------|----------|------------|----------|----------|------------|
| 08/27/2021    | Indiana           | 2-3          | *        |          | 0        | 0        | 0        | 2        | .000        | 0        | .000        | 0        | 0-0        | 0        | 0        | 62         |
| 08/30/2021    | Northern Ill.     | 2-0          | *        | *        | 1        | 0        | 2        | 1        | .333        | 1        | .333        | 0        | 0-0        | 0        | 0        | 71         |
| 09/03/2021    | at Kentucky       | 0-1          | *        |          | 0        | 0        | 0        | 0        | .333        | 0        | .333        | 0        | 0-0        | 0        | 0        | 48         |
| 09/10/2021    | at Boston College | 1-1          | *        | *        | 1        | 0        | 2        | 2        | .400        | 1        | .400        | 0        | 0-0        | 0        | 0        | 97         |
| 09/14/2021    | Michigan St.      | 3-4          | *        | *        | 1        | 0        | 2        | 3        | .375        | 2        | .500        | 0        | 0-0        | 0        | 0        | 90         |
| 09/17/2021    | NC State          | 1-0          | *        | *        | 0        | 0        | 0        | 0        | .375        | 0        | .500        | 0        | 0-0        | 0        | 0        | 59         |
| 09/21/2021    | at Michigan       | 3-1          | *        |          | 0        | 0        | 0        | 0        | .375        | 0        | .500        | 0        | 0-0        | 0        | 0        | 50         |
| <b>Totals</b> |                   | <b>12-10</b> | <b>7</b> | <b>4</b> | <b>3</b> | <b>0</b> | <b>6</b> | <b>8</b> | <b>.375</b> | <b>4</b> | <b>.500</b> | <b>0</b> | <b>0-0</b> | <b>0</b> | <b>0</b> | <b>476</b> |

## Player Averages

| Games Played | Shots per game | Assists per game | Goals per game | Points per game |
|--------------|----------------|------------------|----------------|-----------------|
| 7            | 1.14           | 0.00             | 0.43           | 0.86            |

## 2021 INDIVIDUAL GAME-BY-GAME

## #24 GENENBACHER, Kyle

| Date          | Opponent          | SCORE        | GP       | GS       | G        | A        | PTS      | SH       | SH%         | SOG      | SOG%        | GW       | PK-ATT     | YC       | RC       | MIN        |
|---------------|-------------------|--------------|----------|----------|----------|----------|----------|----------|-------------|----------|-------------|----------|------------|----------|----------|------------|
| 08/27/2021    | Indiana           | 2-3          | *        |          | 0        | 0        | 0        | 0        | .000        | 0        | .000        | 0        | 0-0        | 0        | 0        | 19         |
| 08/30/2021    | Northern Ill.     | 2-0          | *        |          | 0        | 0        | 0        | 0        | .000        | 0        | .000        | 0        | 0-0        | 0        | 0        | 67         |
| 09/03/2021    | at Kentucky       | 0-1          | *        |          | 0        | 0        | 0        | 0        | .000        | 0        | .000        | 0        | 0-0        | 0        | 0        | 10         |
| 09/10/2021    | at Boston College | 1-1          | *        |          | 0        | 0        | 0        | 0        | .000        | 0        | .000        | 0        | 0-0        | 0        | 0        | 45         |
| 09/14/2021    | Michigan St.      | 3-4          | *        | *        | 0        | 0        | 0        | 0        | .000        | 0        | .000        | 0        | 0-0        | 0        | 0        | 76         |
| 09/21/2021    | at Michigan       | 3-1          | *        |          | 0        | 0        | 0        | 0        | .000        | 0        | .000        | 0        | 0-0        | 0        | 0        | 15         |
| <b>Totals</b> |                   | <b>11-10</b> | <b>6</b> | <b>1</b> | <b>0</b> | <b>0</b> | <b>0</b> | <b>0</b> | <b>.000</b> | <b>0</b> | <b>.000</b> | <b>0</b> | <b>0-0</b> | <b>0</b> | <b>0</b> | <b>230</b> |

## Player Averages

| Games Played | Shots per game | Assists per game | Goals per game | Points per game |
|--------------|----------------|------------------|----------------|-----------------|
| 6            | 0.00           | 0.00             | 0.00           | 0.00            |

## 2021 INDIVIDUAL GAME-BY-GAME

## #26 GIACOBELLO, Ben

| Date          | Opponent          | SCORE        | GP       | GS       | G        | A        | PTS      | SH       | SH%         | SOG      | SOG%        | GW       | PK-ATT     | YC       | RC       | MIN        |
|---------------|-------------------|--------------|----------|----------|----------|----------|----------|----------|-------------|----------|-------------|----------|------------|----------|----------|------------|
| 08/27/2021    | Indiana           | 2-3          | *        | *        | 0        | 0        | 0        | 0        | .000        | 0        | .000        | 0        | 0-0        | 0        | 0        | 73         |
| 08/30/2021    | Northern Ill.     | 2-0          | *        | *        | 0        | 1        | 1        | 0        | .000        | 0        | .000        | 0        | 0-0        | 0        | 0        | 73         |
| 09/03/2021    | at Kentucky       | 0-1          | *        | *        | 0        | 0        | 0        | 0        | .000        | 0        | .000        | 0        | 0-0        | 0        | 0        | 90         |
| 09/10/2021    | at Boston College | 1-1          | *        | *        | 0        | 0        | 0        | 0        | .000        | 0        | .000        | 0        | 0-0        | 0        | 0        | 100        |
| 09/14/2021    | Michigan St.      | 3-4          | *        |          | 0        | 0        | 0        | 0        | .000        | 0        | .000        | 0        | 0-0        | 0        | 0        | 24         |
| 09/17/2021    | NC State          | 1-0          | *        | *        | 0        | 0        | 0        | 0        | .000        | 0        | .000        | 0        | 0-0        | 0        | 0        | 90         |
| 09/21/2021    | at Michigan       | 3-1          | *        | *        | 0        | 0        | 0        | 1        | .000        | 0        | .000        | 0        | 0-0        | 0        | 0        | 90         |
| <b>Totals</b> |                   | <b>12-10</b> | <b>7</b> | <b>6</b> | <b>0</b> | <b>1</b> | <b>1</b> | <b>1</b> | <b>.000</b> | <b>0</b> | <b>.000</b> | <b>0</b> | <b>0-0</b> | <b>0</b> | <b>0</b> | <b>540</b> |

## Player Averages

| Games Played | Shots per game | Assists per game | Goals per game | Points per game |
|--------------|----------------|------------------|----------------|-----------------|
| 7            | 0.14           | 0.14             | 0.00           | 0.14            |

## 2021 INDIVIDUAL GAME-BY-GAME

## #27 LYNN, Jack

| Date          | Opponent          | SCORE       | GP       | GS       | G        | A        | PTS      | SH        | SH%         | SOG      | SOG%        | GW       | PK-ATT     | YC       | RC       | MIN        |
|---------------|-------------------|-------------|----------|----------|----------|----------|----------|-----------|-------------|----------|-------------|----------|------------|----------|----------|------------|
| 08/27/2021    | Indiana           | 2-3         | *        | *        | 1        | 0        | 2        | 2         | .500        | 2        | 1.000       | 0        | 0-0        | 0        | 0        | 66         |
| 08/30/2021    | Northern Ill.     | 2-0         | *        | *        | 0        | 1        | 1        | 6         | .125        | 2        | .500        | 0        | 0-0        | 1        | 0        | 71         |
| 09/10/2021    | at Boston College | 1-1         | *        | *        | 0        | 0        | 0        | 1         | .111        | 1        | .556        | 0        | 0-0        | 0        | 0        | 72         |
| 09/14/2021    | Michigan St.      | 3-4         | *        | *        | 0        | 1        | 1        | 3         | .083        | 0        | .417        | 0        | 0-0        | 0        | 0        | 83         |
| 09/17/2021    | NC State          | 1-0         | *        | *        | 0        | 0        | 0        | 2         | .071        | 0        | .357        | 0        | 0-0        | 0        | 0        | 81         |
| 09/21/2021    | at Michigan       | 3-1         | *        | *        | 2        | 0        | 4        | 4         | .167        | 2        | .389        | 1        | 0-0        | 0        | 0        | 67         |
| <b>Totals</b> |                   | <b>12-9</b> | <b>6</b> | <b>6</b> | <b>3</b> | <b>2</b> | <b>8</b> | <b>18</b> | <b>.167</b> | <b>7</b> | <b>.389</b> | <b>1</b> | <b>0-0</b> | <b>1</b> | <b>0</b> | <b>441</b> |

## Player Averages

| Games Played | Shots per game | Assists per game | Goals per game | Points per game |
|--------------|----------------|------------------|----------------|-----------------|
| 6            | 3.00           | 0.33             | 0.50           | 1.33            |

## 2021 INDIVIDUAL GAME-BY-GAME

## #28 MCCARTNEY, Dawson

| Date          | Opponent          | SCORE        | GP       | GS       | G        | A        | PTS      | SH        | SH%         | SOG      | SOG%        | GW       | PK-ATT     | YC       | RC       | MIN        |
|---------------|-------------------|--------------|----------|----------|----------|----------|----------|-----------|-------------|----------|-------------|----------|------------|----------|----------|------------|
| 08/27/2021    | Indiana           | 2-3          | *        | *        | 1        | 0        | 2        | 4         | .250        | 2        | .500        | 0        | 0-0        | 0        | 0        | 79         |
| 08/30/2021    | Northern Ill.     | 2-0          | *        | *        | 0        | 0        | 0        | 6         | .100        | 1        | .300        | 0        | 0-0        | 0        | 0        | 73         |
| 09/03/2021    | at Kentucky       | 0-1          | *        | *        | 0        | 0        | 0        | 0         | .100        | 0        | .300        | 0        | 0-0        | 0        | 0        | 90         |
| 09/10/2021    | at Boston College | 1-1          | *        | *        | 0        | 0        | 0        | 0         | .100        | 0        | .300        | 0        | 0-0        | 0        | 0        | 96         |
| 09/14/2021    | Michigan St.      | 3-4          | *        | *        | 0        | 1        | 1        | 1         | .091        | 1        | .364        | 0        | 0-0        | 0        | 0        | 81         |
| 09/17/2021    | NC State          | 1-0          | *        | *        | 1        | 0        | 2        | 2         | .154        | 1        | .385        | 1        | 0-0        | 0        | 0        | 83         |
| 09/21/2021    | at Michigan       | 3-1          | *        | *        | 0        | 0        | 0        | 1         | .143        | 0        | .357        | 0        | 0-0        | 0        | 0        | 74         |
| <b>Totals</b> |                   | <b>12-10</b> | <b>7</b> | <b>7</b> | <b>2</b> | <b>1</b> | <b>5</b> | <b>14</b> | <b>.143</b> | <b>5</b> | <b>.357</b> | <b>1</b> | <b>0-0</b> | <b>0</b> | <b>0</b> | <b>576</b> |

## Player Averages

| Games Played | Shots per game | Assists per game | Goals per game | Points per game |
|--------------|----------------|------------------|----------------|-----------------|
| 7            | 2.00           | 0.14             | 0.29           | 0.71            |



## 2021 INDIVIDUAL GAME-BY-GAME

## #29 OMAR, Mohamed

| Date          | Opponent          | SCORE        | GP       | GS       | G        | A        | PTS      | SH       | SH%         | SOG      | SOG%        | GW       | PK-ATT     | YC       | RC       | MIN        |
|---------------|-------------------|--------------|----------|----------|----------|----------|----------|----------|-------------|----------|-------------|----------|------------|----------|----------|------------|
| 08/27/2021    | Indiana           | 2-3          | *        | *        | 0        | 0        | 0        | 1        | .000        | 1        | 1.000       | 0        | 0-0        | 0        | 0        | 83         |
| 08/30/2021    | Northern Ill.     | 2-0          | *        | *        | 0        | 0        | 0        | 0        | .000        | 0        | 1.000       | 0        | 0-0        | 0        | 0        | 23         |
| 09/03/2021    | at Kentucky       | 0-1          | *        | *        | 0        | 0        | 0        | 2        | .000        | 0        | .333        | 0        | 0-0        | 1        | 0        | 80         |
| 09/10/2021    | at Boston College | 1-1          | *        | *        | 0        | 0        | 0        | 1        | .000        | 1        | .500        | 0        | 0-0        | 0        | 0        | 110        |
| 09/14/2021    | Michigan St.      | 3-4          | *        | *        | 0        | 0        | 0        | 0        | .000        | 0        | .500        | 0        | 0-0        | 1        | 0        | 83         |
| 09/17/2021    | NC State          | 1-0          | *        | *        | 0        | 0        | 0        | 1        | .000        | 0        | .400        | 0        | 0-0        | 0        | 0        | 77         |
| 09/21/2021    | at Michigan       | 3-1          | *        | *        | 1        | 0        | 2        | 2        | .143        | 1        | .429        | 0        | 0-0        | 0        | 0        | 80         |
| <b>Totals</b> |                   | <b>12-10</b> | <b>7</b> | <b>7</b> | <b>1</b> | <b>0</b> | <b>2</b> | <b>7</b> | <b>.143</b> | <b>3</b> | <b>.429</b> | <b>0</b> | <b>0-0</b> | <b>2</b> | <b>0</b> | <b>536</b> |

## Player Averages

| Games Played | Shots per game | Assists per game | Goals per game | Points per game |
|--------------|----------------|------------------|----------------|-----------------|
| 7            | 1.00           | 0.00             | 0.14           | 0.29            |

## 2021 INDIVIDUAL GAME-BY-GAME

## #31 DOWD, Bryan


| Date          | Opponent          | SCORE        | GP       | GS       | G        | A        | PTS      | SH       | SH%         | SOG      | SOG%        | GW       | PK-ATT     | YC       | RC       | MIN        |
|---------------|-------------------|--------------|----------|----------|----------|----------|----------|----------|-------------|----------|-------------|----------|------------|----------|----------|------------|
| 08/27/2021    | Indiana           | 2-3          | *        | *        | 0        | 0        | 0        | 0        | .000        | 0        | .000        | 0        | 0-0        | 0        | 0        | 92         |
| 08/30/2021    | Northern Ill.     | 2-0          | *        | *        | 0        | 0        | 0        | 0        | .000        | 0        | .000        | 0        | 0-0        | 0        | 0        | 90         |
| 09/03/2021    | at Kentucky       | 0-1          | *        | *        | 0        | 0        | 0        | 0        | .000        | 0        | .000        | 0        | 0-0        | 0        | 0        | 90         |
| 09/10/2021    | at Boston College | 1-1          | *        | *        | 0        | 0        | 0        | 0        | .000        | 0        | .000        | 0        | 0-0        | 0        | 0        | 110        |
| 09/14/2021    | Michigan St.      | 3-4          | *        | *        | 0        | 0        | 0        | 0        | .000        | 0        | .000        | 0        | 0-0        | 0        | 0        | 90         |
| 09/17/2021    | NC State          | 1-0          | *        | *        | 0        | 0        | 0        | 0        | .000        | 0        | .000        | 0        | 0-0        | 0        | 0        | 90         |
| 09/21/2021    | at Michigan       | 3-1          | *        | *        | 0        | 0        | 0        | 0        | .000        | 0        | .000        | 0        | 0-0        | 0        | 0        | 90         |
| <b>Totals</b> |                   | <b>12-10</b> | <b>7</b> | <b>7</b> | <b>0</b> | <b>0</b> | <b>0</b> | <b>0</b> | <b>.000</b> | <b>0</b> | <b>.000</b> | <b>0</b> | <b>0-0</b> | <b>0</b> | <b>0</b> | <b>652</b> |

## Player Averages

| Games Played | Shots per game | Assists per game | Goals per game | Points per game |
|--------------|----------------|------------------|----------------|-----------------|
| 7            | 0.00           | 0.00             | 0.00           | 0.00            |

| Date          | Opponent          | SCORE | GP       | GS       | Minutes       | GA        | GA AVG      | Saves     | Save%       | W        | L        | T        | SHO/CBO    |
|---------------|-------------------|-------|----------|----------|---------------|-----------|-------------|-----------|-------------|----------|----------|----------|------------|
| 08/27/2021    | Indiana           | 2-3   | *        | *        | 91:38         | 3         | 2.95        | 1         | .250        | 0        | 1        | 0        | 0/0        |
| 08/30/2021    | Northern Ill.     | 2-0   | *        | *        | 90:00         | 0         | 0.00        | 5         | 1.000       | 1        | 1        | 0        | 1/0        |
| 09/03/2021    | at Kentucky       | 0-1   | *        | *        | 90:00         | 1         | 1.00        | 4         | .800        | 1        | 2        | 0        | 0/0        |
| 09/10/2021    | at Boston College | 1-1   | *        | *        | 110:00        | 1         | 0.82        | 2         | .667        | 1        | 2        | 1        | 0/0        |
| 09/14/2021    | Michigan St.      | 3-4   | *        | *        | 90:00         | 4         | 4.00        | 1         | .200        | 1        | 3        | 1        | 0/0        |
| 09/17/2021    | NC State          | 1-0   | *        | *        | 90:00         | 0         | 0.00        | 1         | 1.000       | 2        | 3        | 1        | 1/0        |
| 09/21/2021    | at Michigan       | 3-1   | *        | *        | 90:00         | 1         | 1.00        | 2         | .667        | 3        | 3        | 1        | 0/0        |
| <b>Totals</b> |                   |       | <b>7</b> | <b>7</b> | <b>651:38</b> | <b>10</b> | <b>1.38</b> | <b>16</b> | <b>.615</b> | <b>3</b> | <b>3</b> | <b>1</b> | <b>2/0</b> |


# 2021 NOTRE DAME MEN'S SOCCER BROADCAST ROSTER




**#0 Thomas Deslongchamps**  
Jr. • GK • Whitefish Bay, Wisconsin



**#2 Philip Quinton**  
Sr. • D • Portland, Oregon



**#3 Reese Mayer**  
Jr. • D • Baltimore, Maryland



**#4 Aaron Hill**  
Jr. • D • Albuquerque, New Mexico



**#5 Bryce Boneau**  
Fr. • M • Keller, Texas




**#6 Michael Pellegrino**  
Jr. • M • Wrenonah, New Jersey



**#7 Ethan O'Brien**  
Jr. • M • Bellevue, Washington




**#8 Matthew Radivojsa**  
So. • M • Oakville, Ontario



**#9 Tyler Shea**  
Sr. • F • Dallas, Texas



**#10 Matthew McLaughlin**  
So. • M • Broadview Heights, Ohio



**#11 Daniel Russo**  
So. • F • Jackson, New Jersey



**#12 Bryan Silver**  
Sr. • M • Herndon, Virginia



**#13 Cleveland Sellers IV**  
Fr. • D • Charlotte, NC



**#14 Michael Lynch**  
GS • M • Cocoa Beach, Florida



**#15 Paddy Burns**  
So. • D • Crumlin, Northern Ireland



**#16 Eno Nto**  
Fr. • F • Derby, England




**#17 Mateo Acosta**  
Fr. • D • Skokie, Illinois




**#18 Josh Ramsey**  
Fr. • D • Plano, Texas




**#19 Michael Rossi**  
Fr. • F • Flen Ellyn, Illinois



**#21 Matthew Rouu**  
Fr. • F • Germantown, Wisconsin



**#22 PJ Bujouves**  
Jr. • M • Toronto, Ontario



**#23 Alex Salvino**  
So. • F • Western Springs, Illinois



**#24 Kyle Genenbacher**  
Fr. • D • Farmington, Missouri



**#26 Ben Giacobello**  
Sr. • F/M/D • Glenview, Illinois



**#27 Jack Lynn**  
Sr. • F • St. Louis, Missouri




**#28 Dawson McCartney**  
GS • F • Voorhees, New Jersey



**#29 Mohamed Omar**  
Sr. • M • Toronto, Ontario



**#30 Liam Egan**  
Fr. • GK • Louisville, Kentucky



**#31 Bryan Dowd**  
So. • GK • Willow Springs, Illinois



**Chad Riley**  
Head Coach



**Mike Graczyk**  
Assistant Coach



**Jeff Rowland**  
Assistant Coach



**Jamison Edwards**  
Volunteer Assistant Coach