



# NOTRE DAME FOOTBALL

## GAME SIX

#13/#14 NOTRE DAME (4-1) VS. RV/RV VIRGINIA TECH (3-1, 1-0 ACC)

### THE COACHES

	Head Coach	At School	Overall	vs. Opponent
ND	Brian Kelly	106-40 (12th year)*	277-97-2 (31st year)*	2-3
VT	Justin Fuente	41-27 (Sixth year)	67-50 (10th year)	1-2

\*-Includes 20 regular-season wins and two postseason appearances vacated under discretionary NCAA penalty

### BY THE NUMBERS

<b>2</b>	The Irish are ranked fifth in the nation with two defensive touchdowns this season.
<b>3</b>	Notre Dame is currently ranked tied for third nationally with nine interceptions to begin the 2021 season. The nine interceptions are the most to begin a season since the 2014 campaign, when the Irish also had nine through the first five games.
<b>10</b>	Notre Dame is 10th nationally for third down defense as it has held opponents to 21-for-75 (28%) on third down this season.
<b>12</b>	The Irish have totaled 12 takeaways through the first five games of the season. That figure is tied for eighth nationally.
<b>15</b>	Notre Dame has recorded 15 sacks over the first four games of the season. It is the most sacks to start a season since 2003, when the Irish had 16 sacks through the first five games.
<b>20</b>	Notre Dame has won 20-consecutive-regular season games against ACC opponents after its 41-38 OT win over Florida State. Its last defeat against an ACC foe in the regular season came back in 2017 against Miami. Of those 20 wins, 15 were won by 10 points or more.
<b>35</b>	With the 27-13 win over Purdue, the Irish have won 35-straight games against unranked opponents dating back to the 2016 season.
<b>48</b>	JD Bertrand has totaled 48 tackles through the first five games of the season. That ranks tied for 15th nationally and is the most by an Irish player through the first five games of a season since Manti Te'o had 64 in the first five games of the 2010 season.
<b>376<sup>^</sup></b>	Career games coached by Brian Kelly, second among active NCAA coaches to Mack Brown (North Carolina).

### GAME INFORMATION

	Saturday, October 9 7:30 p.m. ET	Lane Stadium Blacksburg, VA Capacity: 66,233 (Grass)
	ACC Network	Dave O'Brien (play-by-play) Tim Hasselback (analyst) Kelsey Riggs (sideline)
	Notre Dame Radio Network SiriusXM (Channel 129) 101.5 FM & 960 AM (South Bend)	Paul Burmeister (play-by-play) Ryan Harris (analyst)

### THE SERIES

**Notre Dame leads, 2-1**

**Last meeting:** Notre Dame 21, Virginia Tech 20 (11.2.2019)

### 2021 SCHEDULE (4-1)

Date	ND Rk	Opp Rk	Opponent	Location	TV	Time/Score
Sep. 5	7/9	RV/NR	at Florida State	Tallahassee, FL	ABC	W, 41-38 (OT)
Sep. 11	7/8		Toledo	Notre Dame, IN	PCK	W, 32-29
Sep. 18	10/12		Purdue	Notre Dame, IN	NBC	W, 27-13
Sep. 25	10/12	15/18	vs. Wisconsin	Chicago, IL	FOX	W, 41-13
Oct. 2	7/9	7/8	vs. Cincinnati	Notre Dame, IN	NBC	L, 13-24
Oct. 9	13/14	RV/RV	at Virginia Tech	Blacksburg, VA	ACCN	7:30 p.m.
Oct. 23			Southern Cal	Notre Dame, IN	NBC	7:30 p.m.
Oct. 30		RV/NR	North Carolina	Notre Dame, IN	NBC	7:30 p.m.
Nov. 6			Navy	Notre Dame, IN	NBC	3:30 p.m.
Nov. 13			at Virginia	Charlottesville, VA	TBA	TBA
Nov. 20			Georgia Tech	Notre Dame, IN	NBC	2:30 p.m.
Nov. 27			at Stanford	Stanford, CA	TBA	TBA

Rankings: AP/Coaches (current for upcoming opponents, at time of game for past opponents) | All times Eastern

### THE TRADITION

<b>7</b>	Heisman Trophy Winners – Angelo Bertelli (1943), John Lujack (1947), Leon Hart (1948), John Lattner (1953), Paul Hornung (1956), John Huarte (1964), Tim Brown (1987)
<b>11</b>	Consensus National Championships: 1924, 1929, 1930, 1943, 1946, 1947, 1949, 1966, 1973, 1977, 1988
<b>13</b>	NFL Hall of Famers – the most of any college football program
<b>21</b>	Different seasons Notre Dame has been selected as the National Champion by at least one poll listed in the NCAA official record book
<b>23</b>	Undefeated regular seasons
<b>52</b>	College Football Hall of Famers – Raghib Ismail (1988-90) was a 2019 inductee
<b>105</b>	Consensus All-Americans – most recent Jeremiah Owusu-Koramoah, Liam Eichenberg and Aaron Banks (2020)
<b>939<sup>^</sup></b>	All-time wins – second in college football history.
<b>.733<sup>^</sup></b>	All-time winning percentage – the best in college football history.



FOOTBALL STAFF GAME DAY LOCATIONS

Table with 3 columns: Coach, Position, Location. Lists staff members like Brian Kelly, Marcus Freeman, Tommy Rees, etc.

Note: Regular season locations; may be subject to change

FOOTBALL ATHLETIC COMMUNICATIONS STAFF

Table with 3 columns: Role, Name, Contact Info. Lists Assistant Athletics Director, Associate Athletics Communications Director, etc.



Katy Lonergan



Matt Paras



Robby Hamman

BRIAN KELLY WEEKLY AVAILABILITY

Table with 3 columns: Day, Activity, Location/Time. Shows availability for Monday, Thursday, and Saturday.

STUDENT-ATHLETE WEEKLY AVAILABILITY

Table with 3 columns: Day, Activity, Location/Time. Shows availability for Tuesday and Saturday.

MEDIA INFORMATION

GAME CREDENTIALS

All requests for working press and broadcast credentials for Notre Dame's 2021 home football games must be made through the online credential form at UND.com/credentials.

CREDENTIAL DISTRIBUTION

Media credentials will neither be mailed nor will be available for early pickup. Credentials will ONLY be distributed on game day at the Hammes Auditorium.

PARKING

Parking requests will be accommodated on a space-available basis. Parking passes will be electronic for the 2021 season.

BRIAN KELLY AVAILABILITY

The Dick Corbett Head Football Coach Brian Kelly conducts a weekly press conference at noon ET each Monday in person in the Notre Dame Stadium Media Room.

STUDENT-ATHLETE INTERVIEWS

Interviews with Notre Dame student-athletes will occur on Tuesday during each game week in person at the Irish Athletics Center and also via zoom.

POST-GAME INTERVIEWS

Post-game interviews for Dick Corbett Head Football Coach Brian Kelly and Notre Dame players will be held in the Stadium Media Room, along with zoom.

STATISTICAL SERVICES

All media members will be provided with access to game notes via UND.com. Following the game, a complete post-game statistics package will be distributed via email.

COLLEGEPRESSBOX.COM

CollegePressBox.com has Notre Dame contact information, weekly team and opponent game notes, stats, depth charts and complete final game books.

UND.COM/PRESSBOX

All Notre Dame football information is available on the official athletics department website of the University of Notre Dame, UND.com.



Table with columns: No., Name, Pos., Ht., Wt., Ac., Elg., Hometown/High School. Rows include Jayson Ademilola, Justin Ademilola, Litchfield Ajavon, Leo Albano, Joe Alt, Joe Alt, Sam Assaf, Kevin Austin Jr., Tosh Baker, Ryan Barnes, Bo Bauer, Kevin Bauman, Cane Berrong, JD Bertrand, Jordan Botelho, TaRiq Bracy, Jay Bramblett, DJ Brown, Josh Bryan, Tyler Buchner, Cole Capen, Michael Carmody, Quinn Carroll, Brendon Clark, Jack Coan, Deion Colzie, Pat Coogan, Henry Cook, Zeke Correll, Howard Cross III, Avery Davis, Logan Diggs, John Dirksen, Jonathan Doerer, Alexander Ehrensberger, Griffin Eifert, Osita Ekwonu, Audric Estime, Mitchell Evans, Blake Fisher, C'Bo Flemister, Isaiah Foskey, Khari Gee, Giovanni Ghilotti, Mike Graves, Houston Griffith, Colin Gutzmer, Kyle Hamilton, Cam Hart, Zane Heensoth, Ramon Henderson, Kurt Hinish, Caleb Johnson, Jolo Johnson, Aidan Keanaaina, Chase Ketterer, Lawrence Keys III, Kahanu Kia.

Table with columns: No., Name, Pos., Ht., Wt., Ac., Elg., Hometown/High School. Rows include Jack Kiser, Prince Kollie, Andrew Kristofic, Jacob Lacey, Braden Lenzy, Harrison Leonard, Clarence Lewis, Marist Liufau, Chase Love, Josh Lugg, Cain Madden, Greg Mailey, Michael Mayer, Rylie Mills, Paul Moala, Quinn Murphy, Caleb Offord, Jason Onye, Nana Osafo-Mensah, Jarrett Patterson, Alex Peitsch, Jack Polian, Ron Powlus III, Isaiah Pryor, Drew Pyne, Conor Ratigan, Philip Riley, Jake Rittman, Gabriel Rubio, Chris Salerno, Matt Salerno, Eddie Scheidler, Will Schweitzer, Charlie Selna, Davis Sherwood, Adam Shibley, Max Siegel II, Shayne Simon, Rocco Spindler, Lorenzo Styles Jr., Myron Tagovailoa-Amosa, George Takacs, Jayden Thomas, Marcus Thorne, Chance Tucker, Chris Tyree, Chris Velotta, Michael Vinson, KJ Wallace, Justin Walters, Xavier Watts, Drew White, Brennan Wicks, Joe Wilkins Jr., Kyren Williams.

\* - Super Senior

Note: Class years are academic enrollment; Eligibility is in regards to on the field.

Table with columns: No., Name, Pronunciation. Rows include Jayson Ademilola, Justin Ademilola, Litchfield Ajavon, Leo Albano, Sam Assaf, Kevin Bauman, Cane Berrong, Jordan Botelho, TaRiq Bracy, Tyler Buchner, Cole Capen, Jack Coan.

Table with columns: No., Name, Pronunciation. Rows include Pat Coogan, Zeke Correll, Jonathan Doerer, Alexander Ehrensberger, Griffin Eifert, Osita Ekwonu, Audric Estime, C'Bo Flemister, Ramon Henderson, Khari Gee, Kurt Hinish.

Table with columns: No., Name, Pronunciation. Rows include Isaiah Foskey, Giovanni Ghilotti, Aidan Keanaaina, Kahanu Kia, Andrew Kristofic, Marist Liufau, Michael Mayer, Paul Moala, Jason Onye, Nana Osafo-Mensah, Alex Peitsch.

Table with columns: No., Name, Pronunciation. Rows include Ron Powlus III, Eddie Scheidler, Will Schweitzer, Rocco Spindler, Myron Tagovailoa-Amosa, George Takacs.



Table with columns: No., Name, Pos., Ht., Wt., Cl., Elg., Hometown/High School. Rows 0-37.

Table with columns: No., Name, Pos., Ht., Wt., Cl., Elg., Hometown/High School. Rows 38-99.

Note: Class years are academic enrollment; Eligibility is in regards to on the field.

Table with columns: No., Name, Pronunciation. Rows 57-17.

Table with columns: No., Name, Pronunciation. Rows 78-41.

Table with columns: No., Name, Pronunciation. Rows 7-44.

Table with columns: No., Name, Pronunciation. Rows 11-85.



## NOTRE DAME OFFENSE

Pos.	No.	Name	Ht.	Wt.	Class	Elig.*
<b>WR</b>	4	Kevin Austin Jr.	6-2	215	Sr.	Jr.
	16	Deion Colzie	6-4 ¾	195	Fr.	Fr.
<b>WR</b>	3	Avery Davis	5-11	202	Gr.	Sr.
	5	Joe Wilkins Jr.	6-1 ½	195	Sr.	Jr.
<b>LT</b>	68	Michael Carmody	6-5 ½	290	So.	Fr.
<b>or</b>	79	Tosh Baker	6-8	307	So.	Fr.
<b>LG</b>	52	Zeke Correll	6-3	295	Jr.	So.
	50	Rocco Spindler	6-4 5/8	300	Fr.	Fr.
<b>C</b>	55	Jarrett Patterson	6-4 ½	307	Sr.	Jr.
	73	Andrew Kristofic	6-4 ¼	295	Jr.	So.
<b>RG</b>	62	Cain Madden	6-2 ½	310	Gr.	*Sr.
	56	John Dirksen	6-5 1/8	306	Sr.	Jr.
<b>RT</b>	75	Josh Lugg	6-6 7/8	305	Gr.	Sr.
	76	Joe Alt	6-7 5/8	305	Fr.	Fr.
<b>TE</b>	87	Michael Mayer	6-4 ½	251	So.	So.
	85	George Takacs	6-6	247	Sr.	Jr.
	88	Mitchell Evans	6-5 1/8	250	Fr.	Fr.
<b>or</b>	45	Joe Alt	6-7 5/8	305	Fr.	Fr.
<b>WR</b>	0	Braden Lenzy	5-11 3/8	182	Sr.	Jr.
	21	Lorenzo Styles	6-1 1/8	195	Fr.	Fr.
<b>QB</b>	17	Jack Coan	6-3 ¼	223	Gr.	Sr.
	10	Drew Pyne	5-11 ½	200	So.	Fr.
	12	Tyler Buchner	6-1	215	Fr.	Fr.
<b>RB</b>	23	Kyren Williams	5-9	199	Jr.	So
	25	Chris Tyree	5-9 ½	190	So.	So.

## NOTRE DAME DEFENSE

Pos.	No.	Name	Ht.	Wt.	Class	Elig.*
<b>VYP</b>	7	Isaiah Foskey	6-5	260	Jr.	So.
	9	Justin Ademilola	6-1 ¾	255	Sr.	Jr.
<b>or</b>	12	Jordan Botelho	6-2 ½	245	So.	So.
<b>DT</b>	57	Jayson Ademilola	6-3	280	Sr.	Sr.
	99	Rylie Mills	6-5 1/8	283	So.	So.
	54	Jacob Lacey	6-1 5/8	275	Jr.	Jr.
<b>NG</b>	41	Kurt Hinich	6-1 ¾	300	Gr.	*Sr.
	56	Howard Cross III	6-0 7/8	275	Jr.	So.
	54	Jacob Lacey	6-1 5/8	275	Jr.	Jr.
<b>DE</b>	95	Myron Tagovailoa-Amosa	6-2 ½	268	Gr.	Sr.
	31	Nana Osafo-Mensah	6-3 1/8	250	Jr.	So.
	90	Alexander Ehrensberger	6-6 7/8	255	So.	Fr.
<b>WILL</b>	27	JD Bertrand	6-1	230	Jr.	So.
	32	Prince Kollie	6-2 ½	222	Fr.	Fr.
<b>MIKE</b>	40	Drew White	6-0 ¼	228	Gr.	Sr.
	52	Bo Bauer	6-2 ¾	233	Gr.	Sr.
<b>ROV</b>	24	Jack Kiser	6-1 5/8	222	Jr.	So.
<b>or</b>	10	Isaiah Pryor	6-1 ½	217	Gr.	Sr.
<b>or</b>	26	Xavier Watts	5-11 ½	195	So.	Fr.
<b>CB</b>	5	Cam Hart	6-2 ½	205	Jr.	So.
	11	Ramon Henderson	6-2 ½	207	So.	So.
<b>FS</b>	14	Kyle Hamilton	6-4	220	Jr.	Jr.
	2	DJ Brown	6-0 3/8	200	Sr.	Jr.
<b>SS</b>	3	Houston Griffith	6-0 ¼	202	Gr.	Sr.
	16	KJ Wallace	5-10 ¼	185	Jr.	So.
	<b>CB</b>	6	Clarence Lewis	5-11 ½	193	So.
	28	TaRiq Bracy	5-10 1/8	177	Sr.	Sr.

## NOTRE DAME SPECIAL TEAMS

Pos.	No.	Name	Ht.	Wt.	Class	Elig.*
<b>KO</b>	39	Jonathan Doerer	6-3	197	Gr.	*Sr.
	91	Josh Bryan	5-11 5/8	183	Fr.	Fr.
<b>PK</b>	39	Jonathan Doerer	6-3	197	Gr.	*Sr.
	91	Josh Bryan	5-11 5/8	183	Fr.	Fr.
<b>P</b>	19	Jay Bramblett	6-1 ½	197	Jr.	Jr.
	39	Jonathan Doerer	6-3	197	Gr.	*Sr.
<b>LS</b>	65	Michael Vinson	6-2	230	Sr.	Jr.
	44	Alex Peitsch	6-1 1/8	210	So.	Fr.

## NOTRE DAME SPECIAL TEAMS

Pos.	No.	Name	Ht.	Wt.	Class	Elig.*
<b>HLD</b>	19	Jay Bramblett	6-1 ½	197	Jr.	Jr.
	30	Jake Rittman	6-2 ½	210	Sr.	Jr.
<b>PR</b>	29	Matt Salerno	6-0 5/8	199	Sr.	Jr.
<b>or</b>	23	Kyren Williams	5-9	199	Jr.	So.
<b>KR</b>	25	Chris Tyree	5-9 ½	190	So.	So.
	29	Matt Salerno	6-0 5/8	199	Sr.	Jr.

\* - Super Senior

Note: Class years are academic enrollment; Eligibility is in regards to on the field.

## VIRGINIA TECH - THE LAST TIME

- November 2, 2019 – Notre Dame 21, Virginia Tech 20: A last-gasp touchdown drive resulting in a seven-yard scoring rush by Ian Book lifted No. 16 Notre Dame to a 21-20 victory over Virginia Tech on Saturday at Notre Dame Stadium. After the Hokies (5-3) had held the Irish (6-2) scoreless in the second half, Book and company manufactured an 18-play, 87-yard drive in the final 3:22 of regulation, scoring with 29 seconds remaining to regain the lead. Book finished 29-of-53 for 341 yards, two touchdowns and two interceptions, while also rushing for an additional 50 yards on 13 carries. Wide receiver Chase Claypool had eight catches for 118 yards — including one for 26 yards on fourth down during the final drive — while Chris Finke finished with 56 yards on five receptions and tight ends Cole Kmet and Tommy Tremble each had touchdown receptions. Linebacker Drew White led the team in tackles with eight, while cornerback Donte Vaughan had six tackles and a pair of pass breakups and safety Kyle Hamilton finished with four tackles, a pass break-up and the interception that iced the game with two seconds to go.

## SERIES HISTORY

### VIRGINIA TECH (2-1-0)

H: 1-1-0; A: 1-0-0; N: 0-0-0

Brian Kelly Era: 2-1

Location (BK Era)	Year	Score
Notre Dame Stadium	2016	VT 34, ND 31
Lane Stadium	2018	ND 45, VT 23
Notre Dame Stadium	2019	ND 21, VT 20

## VIRGINIA TECH CONNECTIONS

- Virginia Tech Co-Defensive Line Coach J.C. Price was a coach at Marshall during offensive lineman Cain Madden's undergraduate career with the Thundering Herd.
- Virginia Tech defensive line coach Bill Teerlinck was a co-defensive coordinator/defensive line coach at Nevada in 2013-14 while Brian Polian was the head coach of the Wolf Pack.
- Virginia Tech wide receivers coach Jafar Williams was the running backs coach at Kent State in 2011-12 while Marcus Freeman was the linebackers coach for the Golden Flashes.
- Williams and Freeman were also on the same staff at Purdue from 2013-15.
- Virginia Tech senior defensive analyst Jon Tenuta was on Freeman's staff at Cincinnati from 2017-19.

## BALLIN' BERTRAND

- Linebacker **JD Bertrand** continues to be a force for the Irish on defense as he led the Irish in tackles against Cincinnati. He had six tackles for the game and it was his fifth-straight game to lead the Irish in tackles.
- Bertrand has totaled 48 tackles through five games which is the most to begin a season since Manti Te'o totaled 64 over the first five games of the 2010 season.
- The 48 tackles are tied for 15th nationally and he is 10th in the nation in solo tackles with 31 for the season.
- **Bertrand** tied a career high with 12 tackles in the win over Purdue after he tallied 11 against Toledo and also had 12 in the season-opener against Florida State.
- The sophomore from Marietta, Georgia was the first Irish player to begin a season with three-straight double-digit tackles games since Courtney Watson back in 2001.
- He is also the first Irish player to have three-consecutive games with double-digit tackles since Alohi Gilman in 2018-19. Gilman had 10 tackles against Southern Cal and then 18 against Clemson in the College Football Playoff Semifinal in 2018 and followed it up with 10 tackles in the 2019 season opener against Louisville.
- In the win over Toledo, **Bertrand** set a career high in sacks (1.0) and recovered his first career fumble to seal the game late in the fourth quarter.
- **Bertrand** got his first career start in the opener against Florida State and his 12 tackles were the most by an Irish linebacker since Te'von Coney had 16 on Dec. 28, 2018 against Clemson.

## CREATING HAVOC

- Under new defensive coordinator **Marcus Freeman**, the Irish defense has been one of the nation's best at creating havoc plays this season, as Notre Dame has totaled 12 takeaways this season.
- The 12 takeaways are tied for eighth nationally.
- Of those 12 takeaways, the Irish have recorded nine interceptions from six different players.
- The nine interceptions is currently tied for the third in the NCAA. It is also the most interceptions through the first five games of the season since 2014 when the Irish also had nine interceptions to start the year.
- The Irish are also stout defensively on third down, as they are 10th in the country with a 28 percent (21-75) conversion rate.
- Over the past two games, the Irish have limited opponents to 3-for-25 (10.7%) on third down.
- **Kyle Hamilton** leads the team with three interceptions, a mark that ranks fourth in the country.
- **Cam Hart** is tied for 16th nationally with two interceptions on the season.
- **Hamilton** and **Hart** have both had two interceptions in a game this season, the first time since 2018 that the Irish have had two players with two interceptions in a game in

the same season (Jalen Elliott and Alohi Gilman).

- The Irish have 15 sacks this season and they are the most to begin a season since the 2003 campaign when the Irish had 16 sacks through the first five games.
- The 15 sacks is tied for 21st in the country and eight different players have recorded a sack this season.
- Defensive lineman **Isaiah Foskey** leads the team with 5.0 sacks so far this season. The number is tied for ninth nationally and **Foskey** as recorded a sack in four of the five games this year.
- The depth of the defense has been on full display as 10 different players have recorded a tackle for loss so far this season.
- The defense has also been able to find the endzone this season with two defensive scores. The two touchdowns are tied for fifth nationally.

## BE LIKE MIKE

- Tight end **Michael Mayer** continued his strong start to the season after leading the Irish in receptions and yards against Cincinnati with eight catches for 93 yards.
- It is the fourth time this season **Mayer** has led the team in receptions and the fourth time this year he has hauled in seven or more passes.
- **Mayer** had seven catches for 61 yards in the win over Wisconsin at Soldier Field.
- In the win over Toledo, **Mayer** finished the game with team high marks in receptions with seven, yards with 81 and touchdowns with two.
- It was the first time in **Mayer's** career that he tallied a multi-touchdown game.
- Dating back to last season, **Mayer** collected seven or more receptions in three straight games (Alabama, Florida State and Toledo). The last Irish receiver to have three-consecutive games with seven or more receptions was Michael Floyd in 2011 (Maryland - 8; Boston College - 10 and Stanford - 8).
- Through the first five games this season, **Mayer** totaled 32 receptions for 360 yards and three touchdowns.
- Among tight ends, Mayer ranks second nationally in receptions, third in receiving yards and tied for sixth in receiving touchdowns.

## AMONG THE NATIONS BEST

- Since the start of 2018, Notre Dame is 37-6 (.881). That rate ranks fifth among all teams who have made an appearance in the College Football Playoff since its inception in 2014.
- Among those teams, Notre Dame is one of just five teams that have totaled six or fewer losses since the beginning of 2018.
- The Irish are one of five teams who have made playoff appearances in multiple seasons.

## HONORS & AWARDS

### LB Bo Bauer (Jr.)

- Reese's Senior Bowl Watch List

### P Jay Bramblett (Jr.)

- Ray Guy Award Watch List

### QB Jack Coan (Gr.)

- Johnny Unitas Golden Arm Award Watch List
- Davey O'Brien Award's Great 8 List (Week 1)
- Manning Award Star of the Week (Week 1)
- Mayo Clinic Comeback Player of the Year Award Nominee
- Johnny Unitas Golden Arm Award Top-25 Candidate
- Senior CLASS Award Finalist

### WR Avery Davis (Gr.)

- Team Captain
- Earl Campbell Tyler Rose Award Watch List
- Reese's Senior Bowl Watch List

### K Jonathan Doerer (Gr.)

- Lou Groza Award Stars of the Week (Week 1)

### S Kyle Hamilton (Jr.)

- Team Captain
- Walter Camp Preseason All-American First Team
- Associated Press Preseason All-American First Team
- Bednarik Award Watch List
- Paycom Jim Thorpe Award Preseason Watch List
- Nagurski Trophy Watch List
- Walter Camp Player of the Year Watch List
- Lott IMPACT Trophy Watch List
- Lott IMPACT Trophy Player of the Week (Week 1)
- Athlon Defensive Player of the Week (Week 3)
- Walter Camp Defensive Player of the Week (Week 3)
- Bednarik Award Player of the Week (Week 3)

### DL Kurt Hinish (Gr.)

- Team Captain

### OL Josh Lugg (Sr.)

- Reese's Senior Bowl Watch List

### OL Cain Madden (Gr.)

- Walter Camp Preseason All-American Second Team
- Associated Press Preseason All-American First Team
- Outland Trophy Watch List
- Rotary Lombardi Award Watch List
- Reese's Senior Bowl Watch List

School	Record Since 2018	Win Pct.
Alabama	43-3	.935
Ohio State	37-4	.902
Clemson	42-5	.894
Oklahoma	38-6	.864
<b>NOTRE DAME</b>	<b>37-6</b>	<b>.861</b>
Georgia	36-7	.837
LSU	33-10	.767
Oregon	29-10	.744
Washington	23-13	.639
Michigan State	21-17	.553
Florida State	15-24	.385

## IRISH IN THE POLLS

- The Irish check in this week at No. 13 in the Coaches poll and No. 14 in the AP poll.
- Notre Dame has been ranked in the AP Top 25 for 68-consecutive weeks, the longest such streak for the Irish since the 1994 season (124 weeks).

Notre Dame - Consecutive Weeks Appearing in the AP Poll	Seasons
124	1987-1994
97	1969-1975
75	1942-1950
<b>68</b>	<b>2017-Current</b>
46	1952-1956
41	1964-1967

- The 68-week run currently ranks third among all FBS active streaks, which do not include teams who were not listed in the initial AP polls at the beginning of the 2020 season (Big Ten and Pac-12).

Team	Weeks	Seasons
Alabama	219	2008-21
Georgia	72	2017-21
<b>NOTRE DAME</b>	<b>68</b>	<b>2017-21</b>
Florida	51	2018-21
Cincinnati	34	2019-21

## MONSTERS OF THE MIDWAY

- Notre Dame's defense had shades of the 1985 Bears when they flexed their muscle in the 41-13 win over #15/#18 Wisconsin on Sept. 25.
- The Irish allowed just 13 points for the second-consecutive game and the defense scored two touchdowns in the win.
- Linebackers **Jack Kiser** and **Drew White** both returned interceptions for touchdowns late in the fourth quarter. It was the first time since 2002 against Stanford that the Irish had two interceptions returned for a touchdown in the same game.
- The Irish also scored on special teams after a 96-yard kickoff return from **Chris Tyree** put Notre Dame up for good in the fourth quarter.

- It was the first Irish kick return for a touchdown since CJ Sanders did it against Army during the 2016 season.
- It was the first kickoff return for a touchdown Wisconsin had given up in its previous 122 games since Duane Bennett did it for Minnesota against the Badgers on Nov. 12, 2011.
- The Irish finished the game with four interceptions and five takeaways total.
- It was the first time since 2013 against Rutgers in the Pinstripe Bowl that the Irish had four interceptions in a game.
- It was the first time since 2019 against Virginia that they had five takeaways in a single game.
- Notre Dame tallied an offensive, defensive and special teams touchdown in the same game for the first time since 2005 against Tennessee. Brady Quinn threw for a touchdown and Tom Zbikowski had a punt return and interception return for a touchdown.
- Wide receiver **Kevin Austin** set career highs with six receptions and two touchdowns. It was the first multi-touchdown game of his career.
- Quarterback **Drew Pyne** came on after the injury to **Jack Coan** and tossed his first career touchdown pass to **Austin** in the fourth quarter.
- **Pyne** finished with six completions for 81 yards and a touchdown, which were all career-best numbers.
- Punter **Jay Bramblett** boomed a 72-yard punt in the second quarter. It was the longest punt by an Irish player since Hunter Smith had a 79-yard punt against Arizona State in 1998.
- The Irish scored 31 points in the final quarter, setting the modern record for most points scored in the fourth quarter. The all-time record for most points scored in the fourth quarter was 32 against St. Viator back in 1912.
- The last time Notre Dame scored 31 points in a quarter was on Sept. 14, 2019 against New Mexico in the second quarter.

## SURPASSING A LEGEND

- With the 41-13 win on Sept. 25 over Wisconsin, head coach **Brian Kelly** surpassed Knute Rockne for the most wins all-time in Notre Dame history with 106<sup>+</sup>.
- **Kelly** stands alone as the only Irish coach in history to post six seasons with 10 wins or more (2012<sup>+</sup>, 2015, 2017, 2018, 2019 and 2020).
- **Kelly** is in his 12th year on the Irish sidelines and is just the second coach in Notre Dame history to coach 12 or more years in South Bend (Rockne - 13).

## SHILLELAGH STAYS HOME

- The Irish extended their winning streak to nine games over Purdue to retain the Shillelagh Trophy with the 27-13 win on Sept. 18.
- The Irish defense limited the Boilermakers to their fewest

## HONORS & AWARDS, CONT.

### TE Michael Mayer (So.)

- Biletnikoff Award Watch List
- John Mackey Award Watch List
- John Mackey Tight End of the Week (Week 2)

### OL Jarrett Patterson (Sr.)

- Team Captain
- Associated Press Preseason All-American Second Team
- Rimington Trophy Watch List
- Outland Trophy Watch List
- Rotary Lombardi Award Watch List

### DL Myron Tagovailoa-Amosa (Gr.)

- Team Captain
- Allstate AFCA Good Works Team Nominee
- Nagurski Trophy Watch List
- Wuerffel Trophy Watch List
- Reese's Senior Bowl Watch List
- Polynesian College Player of the Year Award Watch List

### LS Michael Vinson

- Patrick Mannelly Award Watch List

### RB Kyren Williams (So.)

- Team Captain
- Associated Press Preseason All-American First Team
- Maxwell Award Watch List
- Doak Walker Award Candidate
- Paul Hornung Award Watch List
- Walter Camp Player of the Year Watch List

### LB Drew White (Sr.)

- Team Captain
- Reese's Senior Bowl Watch List

points in a game since Oct. 26 2019 against Illinois.

- With the win, the Irish extended its longest modern-era home winning streak to 26 games.
- Notre Dame also extended its winning streak against unranked opponents to 35 games with the win.
- Running back **Kyren Williams** led the way with 168 all-purpose yards, the most by an Irish player this season and the third most of his career.
- Quarterback **Jack Coan** finished the day with 223 yards and two touchdowns, his third-straight game with two touchdowns or more.
- It is the first time in Coan's career he has had two or more touchdowns in three-straight games. It is also Coan's second career streak of three-straight games with 200 yards passing or more.
- Wide receiver **Avery Davis** was **Coan's** favorite target against Purdue as he had a career day with five receptions for 120 yards, and a 62-yard touchdown reception.
- The Irish keep the Shillelagh Trophy home and continue to hold all five traveling trophies. They have had all five trophies on campus since 2018.

## HAMILTON THE HUNTER

- Safety **Kyle Hamilton** tied a career high with 10 tackles and hauled in an interception in the win over Purdue.
- One of his tackles stopped a fourth-down conversion for the Boilermakers in the first quarter. The Irish offense scored a touchdown on the ensuing drive to take a lead they would not relinquish the rest of the game.
- **Hamilton's** interception came in the fourth quarter to improve his total to three on the year.
- He has eight interceptions in his Irish career which is just three shy from tying Shane Walton and Todd Lyght for ninth all-time in program history.
- Following his performance against Purdue, he garnered player of the week awards from Walter Camp, Bednarik Award and Athlon.

## TALKING TOLEDO

- With the Irish trailing by five with 1:35 left in the home-opener against Toledo, quarterback **Jack Coan** led the Irish on the 75-yard game-winning drive in just three plays that was capped off with an 18-yard touchdown pass to **Michael Mayer**. After the two-point conversion, the Irish took a 32-29 lead that they would not relinquish to improve to 2-0 on the season.
- It was **Coan's** first game-winning drive in the final two minutes of the game in his career.
- The last time the Irish had a game-winning drive in the final minutes of the game was in 2019 when Ian Book led an 18-play, 87-yard touchdown drive to defeat Virginia Tech 21-20.
- **Coan** finished the game with 239 yards and two touchdowns. It is just the third time in his career that he

has had back-to-back multi-touchdown games.

- Fellow quarterback **Tyler Buchner** made his collegiate debut against the Rockets and ripped off a 26-yard run on the first snap of his career.
- **Buchner** led the Irish on a five-play, 96-yard drive in his first-career series than ended in a 43-yard touchdown run from **Kyren Williams**.
- In the fourth quarter, **Buchner** recorded his first touchdown pass when he connected with **Chris Tyree** for a 55-yard strike.
- It was **Tyree's** longest-career-reception and his first-receiving touchdown of his career.
- The win gave the Irish their second-consecutive win by three points or less. It is the first time since the 2009 season that Notre Dame has won back-to-back games by three points or less. In 2009, the Irish defeated Michigan State 33-30 and followed it up with a 24-21 win over Purdue.
- Notre Dame won its first game when trailing at halftime since Sep. 28, 2019, when they defeated Virginia, 35-20, after trailing, 17-14, at the half.

## SUNDAY'S BEST

- The Irish opened the 2021 season as the only college football game on Labor Day Sunday and they did not disappoint in their 41-38 overtime thriller over the Seminoles, as Graduate student **Jonathan Doerer** hit a 41-yard field goal in the first overtime to clinch the win for the Irish. He was awarded the game ball following the game. He was also named a Lou Groza Award Star of the Week following his performance against the Seminoles.
- It was the first Irish win on the final play of the game since 2014 when the Irish defeated LSU in the Music City Bowl on a 32-yard Kyle Brindza field goal as time expired.
- Notre Dame recorded its first overtime road win in program history against the Seminoles. The Irish were previously 0-3 in road overtime games since it was adopted prior to the 1996 season.
- Notre Dame also extended its regular season winning streak to 20-games against ACC opponents. The Irish are 24-1 against ACC foes in the regular season since the beginning of the 2017 season.
- The Irish also claimed their fifth-consecutive season opening win. Notre Dame improved to 10-2 under head coach **Brian Kelly** in season openers.
- Notre Dame tallied 41 points in the win, the most in a season-opener since 2017, when they scored 49 in the win over Temple.
- The Irish improved to 26-5-2 in true road games to open the season with the win. They have won four of their last five true road season-openers.
- Notre Dame has won 23-consecutive games when they have scored 40 or more points. The Irish are 37-2 all-time under Kelly when they score 40 or more points.



## YOU DON'T KNOW JACK

- Graduate student **Jack Coan** had one of the best games of his collegiate career as he set career highs with 366 yards and four touchdowns along with tying a career high with 26 completions in the win over Florida State.
- The 366 yards set a Notre Dame record for most passing yards in a season-opening game. The previous record was held by current offensive coordinator **Tommy Rees** when he threw for 346 yards against Temple in 2013.
- **Coan** also tied the Notre Dame record for most passing touchdowns in a season-opener with four. He tied with Jimmy Clausen (2009) and Ron Powlus (1994).
- His 366 yards ranked fifth nationally for Week 1 and he was the only quarterback in the Top-5 who had a true road game.
- He became the eighth-straight quarterback to record a win in their first start with the Irish, a streak dating back to the 2007 season.
- On the first drive of the game, **Coan** connected with **Michael Mayer** for a 41-yard touchdown pass on fourth-and-one to give the Irish an early 7-0 advantage just over two minutes into the game.
- **Coan** got the Irish back in front when he hit **Joe Wilkins Jr.**, for a 23-yard touchdown pass with 2:25 remaining in the first half.
- After falling behind in the beginning of the third quarter, **Coan** brought the Irish back ahead on the very next drive. He went 3-for-3 on the ensuing drive and capped it with a 37-yard touchdown pass to **Kevin Austin Jr.**, on third-and-one.
- His fourth touchdown pass of the night came on the next drive in the third quarter where he went 4-for-4 for 79 yards. Facing third and goal, he hit **Kyren Williams** in the flat for a six-yard touchdown pass.
- All four of his touchdown passes came on third or fourth down.

## THE MAYER OF TALLAHASSEE

- Sophomore tight end **Michael Mayer** did not waste any time making an impact this season for the Irish, as he was the main target on their very first drive of the season.
- One the first play from scrimmage, Coan hit Mayer in the flat for a 25-yard pass. Four plays later, the pair connected on a 41-yard touchdown pass on fourth-and-one to put the Irish ahead 7-0. The 41-yard reception was a career best mark for Mayer.
- At the half, Mayer had five receptions for 89 yards. The 89 yards had already bested his previous career high mark of 73 yards.
- He finished the game with 120 receiving yards for his first 100-yard game of his career.
- He was the first Irish tight end to record a 100-yard game since Cole Kmet had 108 yards against Georgia in 2019.

- He finished the night with career-best marks in receptions (nine) and yards (120).
- The nine receptions ties the Notre Dame record for most receptions by a tight end in a single game.
- The 120 yards receiving was the most by an Irish tight end since Sept. 11, 2010 when Kyle Rudolph hauled in 164 yards against Michigan.
- It also ranks fifth all-time in Notre Dame history for most receiving yards in a single game by a tight end.
- He tied for the NCAA lead for receiving yards among tight ends in Week 1. He was the only player tied for the lead who played in a true road game.

## I AM KYLE HAMILTON

- Junior safety Kyle Hamilton made his presence known in the season opening win over the Seminoles.
- He recorded two interceptions for the first multi-interception game of his career. He also totaled six tackles on the night.
- Hamilton was tied for the lead nationally for interceptions during Week 1. He was just one of two players to have two interceptions in true road games.
- He was the first Irish player to record two interceptions in a game since Aloh Gillman had two against Syracuse in 2018.
- After both interceptions, the Irish offense scored a touchdown.

## 2021 CAPTAINS

- Dick Corbett Head Football Coach Brian Kelly announced seven team captains for Notre Dame's 2021 football campaign this fall. They include Avery Davis, Kyle Hamilton, Kurt Hinish, Jarrett Patterson, Myron Tagovailoa-Amosa, Drew White and Kyren Williams. All seven players were SWAT captains during the summer workouts.

- The seven captains tie for the most in a single season in Notre Dame history. The Irish named seven captains prior to the 2017 and 2019 seasons.

## NEW SHERIFF IN TOWN

- After spending four years at Wisconsin to begin his collegiate career, graduate student Jack Coan transferred to the Irish in the Spring of 2021.
- He played in 25 games for the Badgers, and made 18 starts to finish with a 12-6 career record.
- Coan finished his career at UW third all-time in completion percentage (68%) and third in pass efficiency rating (144.7).
- Prior to this season, Coan was named to the Johnny Unitas Golden Arm Award Watch List.

## CHANGING OF THE GUARD

- After having one of the most experienced offensive lines in the country in 2020, the Irish have a number of new faces on the line this year.
- **Jarrett Patterson** and **Josh Lugg** are the two most experienced lineman returning from the 2020 squad.
- Patterson, a team captain for 2021, has made 26 career starts in his career and is coming off a 2020 season where he was named an honorable mention All-American by Phil Steele.
- Heading into this season, Patterson was named to the Rimington Trophy, Outland Trophy and Rotary Lombardi Award Watch Lists.
- Lugg has played in 41 games and made 13 starts on the line.
- In 2020, he played in 11 of 12 games and made three starts for the offensive line that was a finalist for the Joe Moore Award.
- Prior to this season, Lugg was one of six Irish named to the Reese's Senior Bowl Watch List.
- An impact transfer who will help the Irish on the offensive line is **Cain Madden** who joins the Irish from Marshall.
- Madden was a 2020 Walter Camp Second Team All-American and an AP Second Team All-American.
- He started 9-of-10 games for the Thundering Herd in 2020 and the offensive line paved the way for Marshall to outrush their opponents in 7-of-10 games and outpass opponents in six.
- Prior to the 2021 season, Madden has earned preseason All-American honors from Walter Camp (first team) and the Associated Press (second team). He was also named to the Outland Trophy and Rotary Lombardi Award Watch Lists.

## DEEP DEFENSIVE LINE

- Even after losing two starters from last year to the NFL Draft, the Irish bring back some of their most experienced players on the defensive line.
- Graduate student **Kurt Hinish** is the most experienced player returning on the team as he has played 53 games in his career and started in 28 games over the past three seasons.
- In 2020, Hinish had the best season of his career with a career-best 19 tackles, 7.5 tackles-for-loss and 2.0 sacks.
- Hinish was one of the seven captains named prior to the 2021 season.
- Fellow graduate student **Myron Tagovailoa-Amosa** also brings a wealth of experience back on the line as he has logged 43 games played and 25 starts in his career.
- In 2020, Tagovailoa-Amosa posted career-high numbers with six tackles-for-loss and 2.5 sacks. After the season, he earned second team All-ACC honors.

- Heading into 2021, he joined Hinish in being named one of the seven team captains.
- Tagovailoa-Amosa is also on a number of watch lists heading into the season including the Nagurski Trophy, Wuerffel Trophy, Reese's Senior Bowl and Polynesian Player of the Year. He was also named to the AFCA Good Works Team this preseason.

## SUPER SPECIALISTS

- The Irish entered the 2021 season with the same kicker and punter for the third straight season with the return of kicker Jonathan Doerer and punter Jay Bramblett.
- Doerer returns for his fifth season with the Irish thanks to the extra year of eligibility and is working his way up the Irish record book, ranking fifth all-time for field goals in his career with 40.
- He ranks fourth all-time in extra points made in his career with 127, and is three away from tying Dave Reeve for third.
- Doerer did not miss an extra point in either the 2019 season (57-57) or the 2020 season (48-48).
- He is second all-time in extra point percentage for his career with a mark of 98.4 percent (127-129).
- Doerer is currently tied for 27th nationally in field goals per game with 1.40.
- Bramblett has played in every game (30) for the Irish since he came to campus prior to the 2019 season.
- He sits ninth all-time in Notre Dame history with 135 punts in his career.
- He is ranked fourth all-time in Notre Dame history with a 41.5 career punting average.
- Bramblett launched a career-long 72-yard punt in the win over Wisconsin this season. It was the longest punt by an Irish player since Hunter Smith had a 79-yard punt against Arizona State in 1998.



# NOTRE DAME ACC SCHEDULING AGREEMENT

- In a partnership that began in 2014, the University of Notre Dame and the Atlantic Coast Conference agreed to schedule the Irish to play, on average, five ACC opponents each season. Originally scheduled through the 2025 season, the games have now been scheduled through the 2037 campaign.
- Notre Dame is 32-7 (.821) against ACC opponents since the scheduling agreement began during the 2014 season:

Year	Opponent	H/A/N	W/L	Score
2014	Syracuse	N	W	31-15
2014	North Carolina	H	W	50-43
2014	Florida State	A	L	27-31
2014	Louisville	H	L	28-31
2015	Virginia	A	W	34-27
2015	Georgia Tech	H	W	30-22
2015	Clemson	A	L	22-24
2015	Pittsburgh	A	W	42-30
2015	Wake Forest	H	W	28-7
2015	Boston College	N	W	16-13
2016	Duke	H	L	35-38
2016	Syracuse	N	W	50-33
2016	NC State	A	L	3-10
2016	Miami	H	W	30-27
2016	Virginia Tech	H	L	31-34
2017	Boston College	A	W	49-20
2017	North Carolina	A	W	33-10
2017	NC State	H	W	35-14
2017	Wake Forest	H	W	48-37
2017	Miami	A	L	8-41
2018	Wake Forest	A	W	56-27
2018	Virginia Tech	A	W	45-23
2018	Pittsburgh	H	W	19-14
2018	Florida State	H	W	42-13
2018	Syracuse	N	W	36-3
2019	Louisville	A	W	35-17
2019	Virginia	H	W	35-20
2019	Virginia Tech	H	W	21-20
2019	Duke	A	W	38-7
2019	Boston College	H	W	40-7
2020~	Duke	H	W	27-13
2020~	Florida State	H	W	42-26
2020~	Louisville	H	W	12-7
2020~	Pittsburgh	A	W	45-3
2020~	Georgia Tech	A	W	31-13
2020~	Clemson	H	W	47-40 (20T)
2020~	Boston College	A	W	45-31
2020~	North Carolina	A	W	31-17
2020~	Syracuse	H	W	45-21
2021	Florida State	A	W	41-38 (OT)

- In 2020, the Irish went 9-0 in ACC play, with wins over Duke, Florida State, Louisville, Pitt, Georgia Tech, Clemson, Boston College, North Carolina and Syracuse.
- In 2019, the Irish went undefeated against the ACC, beating Louisville, Virginia, Virginia Tech, Duke and Boston College as part of the scheduling agreement.
- The Irish improved to 24-1 in regular-season games against Atlantic Coast Conference opponents over the last four seasons (2017-21).
- Notre Dame has won nine-straight ACC road games and 12-consecutive ACC home games.
- There have been, and in the future there will be, seasons when the Irish face just four ACC opponents but will eventually even out the agreement by facing six ACC teams in another year (this occurred in 2014 and 2015 and is set to occur in 2021-22 and 2022-23).

# NOTRE DAME ACC FUTURE SCHEDULES

Year	Opponent	H/A/N
2021	Virginia Tech	A
2021	North Carolina	H
2021	Virginia	H
2021	Georgia Tech	H
2022	North Carolina	A
2022	Syracuse	A
2022	Boston College	H
2022	Clemson	H
2023	NC State	A
2023	Duke	A
2023	Louisville	A
2023	Wake Forest	H
2023	Clemson	A
2023	Pittsburgh	H
2024	Miami	H
2024	Georgia Tech	A
2024	Florida State	H
2024	Virginia	H
2025	Miami	A
2025	NC State	H
2025	Boston College	A
2025	Pittsburgh	A
2025	Syracuse	H
2026	Florida State	A
2026	Louisville	H
2026	North Carolina	A
2026	Syracuse	H
2026	Virginia	H
2027	Clemson	A
2027	Duke	A
2027	Georgia Tech	H
2027	Virginia Tech	H
2027	Wake Forest	A
2028	Boston College	H
2028	Clemson	H
2028	Miami	H
2028	Pittsburgh	A
2028	Virginia Tech	A
2029	Florida State	A
2029	Georgia Tech	H
2029	NC State	A
2029	Syracuse	A
2029	Wake Forest	H
2030	Boston College	A
2030	Duke	H
2030	Florida State	H
2030	Louisville	A
2030	North Carolina	H
2031	*Clemson	A
2031	Miami	H
2031	North Carolina	A
2031	NC State	H
2031	Virginia	A
2032	Florida State	H
2032	Georgia Tech	A
2032	Louisville	H
2032	Miami	A
2032	Wake Forest	H
2033	Boston College	A
2033	Duke	A
2033	Louisville	A
2033	Pittsburgh	H
2033	Virginia Tech	H
2034	Clemson	H
2034	Miami	A
2034	Pittsburgh	A
2034	Syracuse	H
2034	Virginia	H
2035	Boston College	H
2035	Duke	H
2035	Louisville	A
2035	NC State	A
2035	Virginia	A
2036	Florida State	H
2036	Georgia Tech	A
2036	North Carolina	A
2036	Pittsburgh	H
2036	*Virginia Tech	A
2037	Clemson	A
2037	Miami	H
2037	NC State	H
2037	Syracuse	A
2037	Wake Forest	A

~~ Irish received new schedule as part of 2020 ACC membership



IRISH VS. THE ATLANTIC COAST CONFERENCE

Team	Home				Away				Neutral				Overall			
	W	L	T	%	W	L	T	%	W	L	T	%	W	L	T	%
Boston College	8	5	0	0.615	6*	4	0	0.600	3	0	0	1.000	17*	9	0	0.654
Clemson	1	1	0	0.500	1	1	0	0.500	0	2	0	0.000	2	4	0	0.333
Duke	4	1	0	0.800	1	1	0	0.500	0	0	0	0.000	5	2	0	0.714
<b>Florida State</b>	<b>3</b>	<b>2</b>	<b>0</b>	<b>0.600</b>	<b>2</b>	<b>1</b>	<b>0</b>	<b>0.667</b>	<b>0</b>	<b>3</b>	<b>0</b>	<b>0.000</b>	<b>5</b>	<b>6</b>	<b>0</b>	<b>0.455</b>
<b>Georgia Tech</b>	<b>16</b>	<b>3</b>	<b>0</b>	<b>0.842</b>	<b>13</b>	<b>2</b>	<b>1</b>	<b>0.844</b>	<b>0</b>	<b>1</b>	<b>0</b>	<b>0.000</b>	<b>29</b>	<b>6</b>	<b>1</b>	<b>0.819</b>
Louisville	1	1	0	0.500	1	0	0	0.000	0	0	0	0.000	2	1	0	0.667
Miami (Fla.)	9	1	0	0.900	6	7	1	0.464	2	0	0	1.000	17*	8	1	0.673
<b>North Carolina</b>	<b>12</b>	<b>0</b>	<b>0</b>	<b>1.000</b>	<b>6</b>	<b>2</b>	<b>0</b>	<b>0.750</b>	<b>1</b>	<b>0</b>	<b>0</b>	<b>1.000</b>	<b>19</b>	<b>2</b>	<b>0</b>	<b>0.905</b>
NC State	1	0	0	1.000	0	1	0	0.000	0	1	0	0.000	1	2	0	0.333
Pittsburgh	21	10	0	0.667	29	11	1	0.720	0	0	0	0.000	50*	21	1	0.701
Syracuse	3	1	0	0.750	1	1	0	0.500	3	1	0	0.750	7	3	0	0.700
<b>Virginia</b>	<b>1</b>	<b>0</b>	<b>0</b>	<b>1.000</b>	<b>1</b>	<b>0</b>	<b>0</b>	<b>1.000</b>	<b>1</b>	<b>0</b>	<b>0</b>	<b>1.000</b>	<b>3</b>	<b>0</b>	<b>0</b>	<b>1.000</b>
<b>Virginia Tech</b>	<b>1</b>	<b>1</b>	<b>0</b>	<b>0.500</b>	<b>1</b>	<b>0</b>	<b>0</b>	<b>1.000</b>	<b>0</b>	<b>0</b>	<b>0</b>	<b>0.000</b>	<b>2</b>	<b>1</b>	<b>0</b>	<b>0.667</b>
Wake Forest	2*	0	0	1.000	2	0	0	1.000	0	0	0	0.000	4	0	0	1.000
TOTAL	83	26	0	0.761	69*	31	3	0.684	11	8	0	0.579	162	65	3	0.711

\* - Includes 21 wins vacated under discretionary NCAA penalty.

# NOTRE DAME OPPONENT UPDATE

Rk	Team	Record	Last Week	This Week	Next Week
		1-4 1-2 in ACC	W, 33-30 vs. Syracuse	at North Carolina 3:30 p.m. ET	Bye
		2-2 1-0 in MAC	W, 45-7 at UMass	vs. Northern Illinois Noon ET	at C. Michigan 3:30 p.m. ET
		3-2 1-1 in B1G	L, 13-20 vs. Minnesota	Bye	at Iowa 3:30 p.m. ET
		1-3 0-2 in B1G	L, 17-38 vs. Michigan	at Illinois 3:30 p.m. ET	vs. Army 8 p.m. ET
5/6		4-0 0-0 in AAC	W, 24-13 at Notre Dame	vs. Temple 7 p.m. ET	vs. UCF TBD
RV/RV		3-1 1-0 in ACC	Bye	vs. Notre Dame 7:30 p.m. ET	vs. Pitt TBD
		3-2 2-2 in Pac-12	W, 37-14 at Colorado	vs. Utah 8 p.m. ET	Bye
RV/NR		3-2 2-2 in ACC	W, 38-7 vs. Duke	vs. Florida State 3:30 p.m. ET	vs. Miami (FL) TBD
		1-3 1-1 in AAC	W, 34-30 vs. UCF	vs. SMU 3:30 p.m. ET	at Memphis 7:30 p.m. ET
		3-2 1-2 in ACC	at Miami (FL) 7:30 p.m. ET	at Louisville 3 p.m. ET	vs. Duke TBD
		2-3 1-2 in ACC	L, 21-52 vs. Pitt	at Duke 12:30 p.m. ET	Bye
		3-2 2-1 in Pac-12	W, 31-24 (OT) vs. Oregon	at Arizona State 10:30 p.m. ET	at Washington St. TBD

**ASSOCIATED PRESS TOP 25 -  
October 3, 2021**

Rk	Team (1st Place Votes)	Rec.	Points	Trend
1	Alabama (53)	5-0	1541	—
2	Georgia (9)	5-0	1497	—
3	Iowa	5-0	1381	+2
4	Penn State	5-0	1360	—
<b>5</b>	<b>Cincinnati</b>	<b>4-0</b>	<b>1320</b>	<b>+2</b>
6	Oklahoma	5-0	1248	—
7	Ohio State	4-1	1094	+4
8	Oregon	4-1	1069	-5
9	Michigan	5-0	1053	+5
10	BYU	5-0	990	+3
11	Michigan State	5-0	852	+6
12	Oklahoma State	5-0	749	+7
13	Arkansas	4-1	745	-5
<b>14</b>	<b>NOTRE DAME</b>	<b>4-1</b>	<b>701</b>	<b>-5</b>
15	Coastal Carolina	5-0	694	+1
16	Kentucky	5-0	662	NR
17	Ole Miss	3-1	601	-5
18	Auburn	4-1	448	+4
19	Wake Forest	5-0	412	-5
20	Florida	3-2	343	-10
21	Texas	4-1	303	NR
22	Arizona State	4-1	297	NR
23	NC State	4-1	279	—
24	SMU	5-0	136	NR
25	San Diego State	4-0	111	NR

**Others receiving votes:** Clemson 96, Texas A&M 41, Oregon State 27, Baylor 24, Mississippi State 18, **Virginia Tech 13**, Stanford 11, UTSA 10, Pittsburgh 6, Fresno State 5, Texas Tech 4, Western Michigan 3, Appalachian State 2, Kansas State 2, Boston College 1, UCLA 1

**COACHES POLL TOP 25-  
October 3, 2021**

Rk	Team (1st Place Votes)	Rec.	Points	Trend
1	Alabama (63)	5-0	1623	—
2	Georgia (2)	5-0	1562	—
3	Iowa	5-0	1429	+2
4	Penn State	5-0	1397	+2
5	Oklahoma	5-0	1380	-1
<b>6</b>	<b>Cincinnati</b>	<b>4-0</b>	<b>1358</b>	<b>+2</b>
7	Ohio State	4-1	1172	+3
8	Michigan	5-0	1125	+6
9	Oregon	4-1	1000	-6
10	BYU	5-0	968	+5
11	Michigan State	5-0	911	+5
12	Oklahoma State	5-0	798	+6
<b>13</b>	<b>NOTRE DAME</b>	<b>4-1</b>	<b>777</b>	<b>-6</b>
14	Kentucky	5-0	758	+9
15	Coastal Carolina	5-0	699	+1
16	Arkansas	4-1	652	-5
17	Ole Miss	3-1	629	-5
18	Florida	3-2	464	-9
19	Auburn	4-1	463	+3
20	Wake Forest	5-0	441	+5
21	Clemson	3-2	288	-2
22	NC State	4-1	257	+6
23	Texas	4-1	256	+3
24	SMU	5-0	142	+8
25	Arizona State	4-1	141	+12

**Others receiving votes:** Texas A&M 105; San Diego State 103; Baylor 40; Pittsburgh 34; Oregon State 27; Iowa State 27; **Virginia Tech 24**; Boston College 14; Texas-San Antonio 13; Appalachian State 11; Fresno State 8; Liberty 7; Mississippi State 6; **North Carolina 5**; Maryland 5; Western Michigan 2; Texas Tech 2; UL Lafayette 1; Nevada 1.



**GAME 1**  
 Sept. 5, 2021 | Doak Campbell Stadium  
 Attend: 68,316 | TV: ABC

(7/9) <b>NOTRE DAME</b>	<b>41</b>
(--/RV) <b>FLORIDA STATE</b>	<b>38</b>

**GAME 2**  
 Sept. 11, 2021 | Notre Dame Stadium  
 Attend: 62,009 | TV: Peacock

<b>TOLEDO</b>	<b>29</b>
(7/8) <b>NOTRE DAME</b>	<b>32</b>

**TALLAHASSE, Fla.** – The No. 7 ranked Notre Dame football team (1-0) outlasted the Florida State Seminoles (0-1), 41-38, in overtime Sunday night at Doak Campbell Stadium. Jonathan Doerer hit a 41-yard field goal to clinch the game in the first overtime after Florida State missed their field goal attempt. Quarterback Jack Coan had a historic first start for the Irish, setting program records for passing yards (366) and tying the program record for touchdowns (4) in a season-opening game.

**SCORE BY QUARTERS**

	1	2	3	4	OT	FINAL
Notre Dame	7	10	21	0	3	41
Florida State	7	7	6	18	0	38

**SCORING SUMMARY**

<b>1st 12:49 ND</b>	#87 M.Mayer 41 yd pass from #17 J.Coan (#39 J.Doerer kick), 5-75, 02:11; ND 7, FSU 0
<b>05:12 FSU</b>	#0 J.Corbin 89 yd rush (#88 R.Fitzgerald kick), 2-89, 00:19; ND 7, FSU 7
<b>2nd 10:05 FSU</b>	#13 J.Travis 2 yd rush (#88 R.Fitzgerald kick), 4-45, 01:39; ND 7, FSU 14
<b>05:02 ND</b>	#39 J.Doerer 48 yd FG, 10-46, 05:03; ND 10, FSU 14
<b>02:21 ND</b>	#5 J.Wilkins 23 yd pass from #17 J.Coan (#39 J.Doerer kick), 5-48, 01:24; ND 17, FSU 14
<b>3rd 13:36 FSU</b>	#22 J.Douglas 60 yd pass from #13 J.Travis (kick missed), 3-63, 01:14; ND 17, FSU 20
<b>11:52 ND</b>	#4 K.Austin 37 yd pass from #17 J.Coan (#39 J.Doerer kick), 4-75, 01:44; ND 24, FSU 20
<b>07:05 ND</b>	#23 K.Williams 6 yd pass from #17 J.Coan (#39 J.Doerer kick), 7-69, 04:17; ND 31, FSU 20
<b>04:37 ND</b>	#25 C.Tyree 1 yd rush (#39 J.Doerer kick), 3-32, 01:02; ND 38, FSU 20
<b>4th 13:47 FSU</b>	#7 A.Parchment 8 yd pass from #13 J.Travis (#6 K.Helton pass from #13 J.Travis), 15-75, 05:50; ND 38, FSU 28
<b>05:36 FSU</b>	#8 T.Ward 2 yd rush (#88 R.Fitzgerald kick), 12-88, 04:43; ND 38, FSU 35
<b>00:40 FSU</b>	#88 R.Fitzgerald 43 yd FG, 10-46, 03:35; ND 38, FSU 38
<b>OT1 00:00 ND</b>	#39 J.Doerer 41 yd FG, 4-2; ND 41, FSU 38

**TEAM STATISTICS**

	ND	FSU
FIRST DOWNS	17	19
RUSHES-YARDS (NET)	35-65	48-264
PASSING YARDS (NET)	366	178
Passes Comp-Att-Int	26-35-1	14-26-3
TOTAL OFFENSE PLAYS-YARDS	70-431	74-442
Fumble Returns-Yards	0-0	0-0
Punt Returns-Yards	1-4	0-0
Kickoff Returns-Yards	0-0	3-72
Interception Returns-Yards	3-4	1-5
Punts (Number-Avg)	6-39.3	4-42.8
Fumbles-Lost	2-0	2-0
Penalties-Yards	5-38	9-54
Possession Time	30:50	29:10
Third-Down Conversions	6-17	7-16
Fourth-Down Conversions	1-2	1-2
Red-Zone Scores-Chances	2-2	3-4
Sacks By: Number-Yards	5-34	4-16

**Rushing: Notre Dame-** Kyren Williams 18-42 Chris Tyree 7-31, Jack Coan 9--3, TEAM 1--5. **Florida State-** Jashaun Corbin 15-144, Treshaun Ward 11-76, Lawrence Toafili 6-34, Jordan Travis 12-9, McKenzie Milton 3-6, TEAM 1--5.

**Passing: Notre Dame-** Jack Coan 26-35-1-366. **Florida State-** Jordan Travis 9-19-3-130, McKenzie Milton 5-7-0-48.

**Receiving: Notre Dame-** Michael Mayer 9-120, Kyren Williams 6-83, Kevin Austin 4-91, Chris Tyree 4-10, Braden Lenzy 2-39, Joe Wikins 1-23. **Florida State-** Keyshawn Helton 4-53, Ja'Khi Douglas 3-80, Jashuan Corbin 3-6, Malik McClain 1-21, Darion Williamson 1-12, Andrew Parchment 1-8, Ontaria Wilson 1--2.

**Interceptions: Notre Dame-** Kyle Hamilton 2-0, Clarence Lewis 1-4. **Florida State-** Travis Jay 1-5.

**Fumbles: Notre Dame-** Team 2-0. **Florida State-** Team 2-0.

🐦 @NDFootball 📺 /NDFootball 📷 @NDFootball 📧 @NDFBRecruiting

**SOUTH BEND, Ind.** — The No. 7/8 ranked Notre Dame football team (2-0) had a flair for the dramatics in its 32-29 come-from-behind win over Toledo (1-1) Saturday afternoon at Notre Dame Stadium. With the Irish trailing by five with 1:35 left, Jack Coan took the Irish down the field in three plays and connected with Michael Mayer on the game-winning 18-yard touchdown pass with 1:09 left.

**SCORE BY QUARTERS**

	1	2	3	4	Final
Toledo	6	10	0	13	29
Notre Dame	7	7	0	18	32

**SCORING SUMMARY**

<b>1st 12:45 ND</b>	#87 M.Mayer 4 yd pass from #17 J.Coan (#39 J.Doerer kick), 6-75, 02:15; UT 0, ND 7
<b>10:06 UT</b>	#17 T.Cluckey 31 yd FG, 7-69, 02:32; UT 3, ND 7
<b>04:14 UT</b>	#17 T.Cluckey 32 yd FG, 6-42, 02:49; UT 6, ND 7
<b>2nd 09:21 ND</b>	#23 K.Williams 43 yd rush (#39 J.Doerer kick), 5-96, 02:13; UT 6, ND 14
<b>01:04 UT</b>	#17 T.Cluckey 23 yd FG, 10-35, 04:00; UT 9, ND 14
<b>00:46 UT</b>	#13 C.McDonald Jr. 27 yd interception return (#17 T.Cluckey kick), 00:12; UT 16, ND 14
<b>4th 12:25 ND</b>	#39 J.Doerer 48 yd FG, 13-55, 06:11; UT 16, ND 17
<b>10:57 ND</b>	#25 C.Tyree 55 yd pass from #12 T.Buchner (#39 J.Doerer kick), 1-55, 00:09; UT 16, ND 24
<b>07:48 UT</b>	#22 B.Koback 8 yd pass from #2 C.Bradley (#22 B.Koback pass from #2 C.Bradley failed), 6-89, 03:03; UT 22, ND 24
<b>01:35 UT</b>	#7 D.Finn 26 yd rush (#17 T.Cluckey kick), 7-73, 01:51; UT 29, ND 24
<b>01:09 ND</b>	#87 M.Mayer 18 yd pass from #17 J.Coan (#23 K.Williams pass from #3 A.Davis), 3-75, 00:26; UT 29, ND 32

**TEAM STATISTICS**

	UT	ND
FIRST DOWNS	16	27
RUSHES-YARDS (NET)	30-124	39-132
PASSING YARDS (NET)	229	317
Passes Comp-Att-Int	20-33-0	24-36-1
TOTAL OFFENSE PLAYS-YARDS	63-353	75-449
Fumble Returns-Yards	1-2	0-0
Punt Returns-Yards-TD	0-0	0-0
Kickoff Returns-Yards	3-58	1-19
Interception Returns-Yards	1-27	0-0
Punts (Number-Avg)	7-45.4	3-49.3
Fumbles-Lost	1-1	2-2
Penalties-Yards	11-99	3-27
Possession Time	30:04	29:56
Third-Down Conversions	7-17	8-14
Fourth-Down Conversions	0-0	0-1
Red-Zone Scores-Chances	4-4	2-2
Sacks By: Number-Yards	6-37	5-25

**Rushing: Toledo-** Bryant Koback 20-114, Dequan Finn 2-24, Micah Kelly 1-4, Jacquez Stuart 2-3, Carter Bradley 5--21. **Notre Dame-** Kyren Williams 16-78, Tyler Buchner 7-68, Chris Tyree 7-12, TEAM 1--2, Jack Coan 8--24.

**Passing: Toledo-** Carter Bradley 18-28-1-221, Dequan Finn 2-5-0-8. **Notre Dame-** Jack Coan 21-33-1-239, Tyler Buchner 3-3-1-78.

**Receiving: Toledo-** Devin Maddox 9-135, Isaiah Winstead 4-44, Bryant Koback 3-16, Jerjuan Newton 1-13, Drew Rosi 1-9, Bryce Mitchell 1-7, Jacquez Stuart 1-5. **Notre Dame-** Michael Mayer 7-81, Kevin Austin 4-63, Avery Davis 3-29, Kyren Williams 3-25, Chris Tyree 2-63, Braden Lenzy 2-33, Joe Wilkins 1-14, Deion Colzie 1-7, Lorenzo Style Jr. 1-2.

**Interceptions: Toledo-** Chris McDonald Jr. 1-27. **Notre Dame-** None.

**Fumbles: Toledo-** Carter Bradley 1-1. **Notre Dame-** Kyren Williams 1-1, Jack Coan 1-1.



GAME 3

Sept. 18, 2021 | Notre Dame Stadium
Attend: 74,341 | TV: NBC



PURDUE

13

(10/12) NOTRE DAME

27



GAME 4

Sept. 25, 2021 | Soldier Field
Attend: 59,571 | TV: FOX



(10/12) NOTRE DAME

41

(15/18) WISCONSIN

13

SOUTH BEND, Ind. - The No. 10/12 Fighting Irish had its best defensive performance of the season in the 27-13 win over Purdue Saturday afternoon at Notre Dame Stadium. With the win, Dick Corbett Head Football Coach Brian Kelly tied Knute Rockne for most win all-time at Notre Dame (105 ). Avery Davis had a career day, hauling in five catches for a career-high 120 yards, including a career-long reception of 62 yards for a touchdown. JD Bertrand continued his prolific start to the season with his third straight double-digit tackle game. Bertrand finished with 12 tackles on the day, which tied a career high. Safety Kyle Hamilton was also all over the field and tied a career high with 10 tackles and hauled in his third interception of the season.

SCORE BY QUARTERS

Table with 6 columns: Quarter (1, 2, 3, 4, Final) and two rows for Purdue and Notre Dame scores.

SCORING SUMMARY

Table with 6 columns: Quarter, Time, Team, Player, Description, and Score.

TEAM STATISTICS

Table with 3 columns: Statistic, PUR, ND.

Rushing: Notre Dame- Kyren Williams 12-91, Chris Tyree 11-29, Tyler Buchner 3-24, TEAM 3--3, Jack Coan 5--21. Purdue- King Doerue 10-45, Dylan Downing 8-14, Aidan O'Connell 1-8, Jack Plummer 4--3, Milton Wright 2--7.

Passing: Notre Dame- Jack Coan 15-31-0-223, Tyler Buchner 0-1-0-0. Purdue- Jack Plummer 25-36-0-187, Aidan O'Connell 11-18-2-104, Milton Wright 0-0-0-0.

Receiving: Notre Dame- Avery Davis 5-120, Chris Tyree 4-30, Braden Lenzy 3-21, Kyren Williams 2-47, Michael Mayer 1-5. Purdue- Jackson Anthrop 7-90, David Bell 7-64, King Doerue 6-39, Payne Durham 6-29, Mershawn Rice 4-37, Milton Wright 3-17, Broc Thompson 2-18, Dylan Downing 1--3.

Interceptions: Notre Dame- Kyle Hamilton 1-0, DJ Brown 1-0. Purdue- None.

Fumbles: Notre Dame- None. Purdue- Dylan Downing 1-0.

CHICAGO - The No. 10/12 Notre Dame football team used a big fourth quarter to take down No. 15/18 Wisconsin 41-13 Saturday afternoon at Soldier Field. The Irish outscored the Badgers 31-3 in the game's final frame and a 96-yard kickoff return for a touchdown from Chris Tyree gave the Irish the lead they did not relinquish. With the win, Dick Corbett Head Football Coach Brian Kelly surpassed Knute Rockne for most wins all-time in Notre Dame history with 106. Late in the fourth quarter, the Irish returned two interceptions for touchdowns by Jack Kiser and Drew White. It is the first time since 2002 against Stanford that the Irish had two interceptions returned for a touchdown in the same game.

SCORE BY QUARTERS

Table with 6 columns: Quarter (1, 2, 3, 4, Final) and two rows for Notre Dame and Wisconsin scores.

SCORING SUMMARY

Table with 6 columns: Quarter, Time, Team, Player, Description, and Score.

TEAM STATISTICS

Table with 3 columns: Statistic, ND, UW.

Rushing: Notre Dame- Kyren Williams 18-33, Chris Tyree 2-6, TEAM 1--1, Drew Pyne 2--16, Jack Coan 9--19. Wisconsin- Chez Mellusi 18-54, John Chenal 3-11, Jalen Berger 1-8, Isaac Guerendo 4-5, Graham Mertz 2-0.

Passing: Notre Dame- Jack Coan 15-29-0-158, Drew Pyne 6-8-0-81. Wisconsin- Graham Mertz 18-41-4-240.

Receiving: Notre Dame- Michael Mayer 7-61, Kevin Austin 6-76, Avery Davis 4-55, Braden Lenzy 2-23, Joe Wilkins 1-18, Chris Tyree 1-6. Wisconsin- Kendrick Pryor 6-69, Danny Davis III 5-64, Chez Mellusi 2-39, Isaac Guerendo 2-6, Clay Cundiff 1-43, Jake Ferguson 1-11, Jalen Berger 1-8.

Interceptions: Notre Dame- Cam Hart 2-32, Jack Kiser 1-66, Drew White 1-48. Wisconsin- None.

Fumbles: Notre Dame- Kyren Williams 1-0, Drew Pyne 1-1. Wisconsin- Graham Mertz 2-1.


**GAME 5**

 Oct. 2, 2021 | Notre Dame Stadium  
 Attend: 77,622 | TV: NBC


(7/8) <b>CINCINNATI</b>	<b>24</b>
(7/9) <b>NOTRE DAME</b>	<b>13</b>

**SOUTH BEND, Ind.** – The No. 7/9 Notre Dame football team dropped its first game at home in four years as its comeback bid fell short in the 24-13 loss to No. 7/8 Cincinnati Saturday at Notre Dame Stadium. After trailing 17-0 at half, the Irish began to mount a comeback in the second half. The Irish turned defense into offense in the third quarter tallying a touchdown four plays after a fumble recovery with a three-yard run into the endzone from Kyren Williams to cut the deficit to 17-7 with 1:19 left in the third. Notre Dame continued to chip away and pulled within a score after Drew Pyne hit Braden Lenzy for a 32-yard touchdown in the fourth quarter. The Irish trailed by just four, 17-13, with 8:20 remaining in the game. The Bearcats put the game out of reach on the ensuing drive that ended with a six-yard touchdown rush from Ritter. It put Cincinnati back up by double-digits and the Irish were unable to overcome the deficit.

**SCORE BY QUARTERS**

	1	2	3	4	Final
Cincinnati	0	17	0	7	24
Notre Dame	0	0	7	6	13

**SCORING SUMMARY**

<b>2nd 12:09</b>	<b>CIN</b>	#11 L.Taylor 1 yd pass from #9 D.Ridder (#17 C.Smith kick), 3-8, 01:12; CIN 7, ND 0
<b>10:32</b>	<b>CIN</b>	#17 C.Smith 23 yd FG, 5-12, 01:32; CIN 10, ND 0
<b>00:40</b>	<b>CIN</b>	#7 T.Tucker 27 yd pass from #9 D.Ridder (#17 C.Smith kick), 5-80, 01:08; CIN 17, ND 0
<b>3rd 01:19</b>	<b>ND</b>	#23 K.Williams 3 yd rush (#39 J.Doerer kick), 4-38, 02:01; CIN 17, ND 7
<b>4th 08:20</b>	<b>ND</b>	#0 B.Lenzy 32 yd pass from #10 D.Pyne (#39 J.Doerer kick missed), 8-80, 03:08; CIN 17, ND 13
<b>05:08</b>	<b>CIN</b>	#9 D.Ridder 6 yd rush (#17 C.Smith kick), 6-75, 03:12; CIN 24, ND 13

**TEAM STATISTICS**

	CIN	ND
FIRST DOWNS	16	19
RUSHES-YARDS (NET)	30-89	28-84
PASSING YARDS (NET)	297	257
Passes Comp-Att-Int	19-32-0	23-46-2
TOTAL OFFENSE PLAYS-YARDS	62-386	74-341
Fumble Returns-Yards	0-0	1-28
Punt Returns-Yards	2-17	2-13
Kickoff Returns-Yards	0-0	4-87
Interception Returns-Yards	2-31	0-0
Punts (Number-Avg)	5-43.8	6-46.3
Fumbles-Lost	1-1	1-1
Penalties-Yards	5-25	7-51
Possession Time	28:10	31:24
Third-Down Conversions	2-11	6-17
Fourth-Down Conversions	1-1	2-4
Red-Zone Scores-Chances	3-5	1-2
Sacks By: Number-Yards	2-15	1-10

**Rushing: Notre Dame**- Kyren Williams 13-45, Chris Tyree 5-20, Drew Pyne 4-10, Tyler Buchner 4-8, Avery Davis 1-8, Jack Coan 1--7. **Cincinnati**- Jerome Ford 17-67, Desmond Ridder 10-26, TEAM 3--4.

**Passing: Notre Dame**- Jack Coan 14-22-1-114, Drew Pyne 9-22-0-143, Tyler Buchner 0-2-1-0.

**Cincinnati**- Desmond Ridder 19-32-0-297.

**Receiving: Notre Dame**- Michael Mayer 8-93, Braden Lenzy 4-61, Avery Davis 3-39, Kyren Williams 3-19, Chris Tyree 2-8, Kevin Austin 1-17, Lorenzo Styles 1-14, Joe Wilkins 1-6. **Cincinnati**- Alec Pierce 6-144, Leonard Taylor 4-70, Michael Young 4-36, Tre Tucker 2-34, Jordan Jones 1-7, Josh Whyte 1-5, Jerome Ford 1-1.

**Interceptions: Notre Dame**- None. **Cincinnati**- Ahmad Gardner 1-4, Deshawn Pace 1-27.

**Fumbles: Notre Dame**- Chris Tyree 1-1. **Cincinnati**- Desmond Ridder 1-1.





IRISH IN THE NFL (As of October 7)

Player	Team	Pos.	Notes
Josh Adams	NY Jets	RB	Fourth season
Aaron Banks	San Francisco	OL	First season
Alex Bars	Chicago	OL	Third season
Ian Book	New Orleans	QB	First season
Miles Boykin	Baltimore	WR	Third season (injured reserve)
Chase Claypool	Pittsburgh	WR	Second season
Scott Daly	Detroit	LS	Second season
Sheldon Day	Cleveland	DT	Sixth season (practice squad)
Liam Eichenberg	Miami	OL	First season
Jalen Elliott	Detroit	DB	Third season (practice squad)
Matthias Farley	Tennessee	S	Sixth season
Will Fuller V	Miami	WR	Sixth season (injured reserve)
Alohi Gilman	LA Chargers	S	Second season
Robert Hainsey	Tampa Bay	OL	First season
Daelin Hayes	Baltimore	DL	First season
J.J. Jansen	Carolina	LS	14th season
Jamir Jones	LA Rams	DL	Second season
Tony Jones, Jr.	New Orleans	RB	Second season
Khalid Kareem	Cincinnati	DL	Second season (injured reserve)
Cole Kmet	Chicago	TE	Second season
Tommy Kraemer	Detroit	OL	First season (practice squad)
Julian Love	NY Giants	CB	Third season
Nick Martin	Las Vegas	C	Sixth season
Zack Martin	Dallas	OG	Eighth season

IRISH IN THE NFL (As of October 7)

Player	Team	Pos.	Notes
Nick McCloud	Cincinnati	CB	First season
Mike McGlinchey	San Francisco	OT	Fourth season
Javon McKinley	Detroit	WR	First season (practice squad)
Sam Mustipher	Chicago	OL	Third season
Quenton Nelson	Indianapolis	OG	Fourth season (injured reserve)
Ade Ogundeji	Atlanta	DL	First season
Julian Okwara	Detroit	DL	Second season
Romeo Okwara	Detroit	DE	Sixth season (injured reserve)
Jeremiah Owusu-Koramoah	Browns	LB	First season
Troy Pride, Jr.	Carolina	CB	Second season (injured reserve)
Isaac Rochell	Indianapolis	DT	Fifth season
Kyle Rudolph	NY Giants	TE	11th season
KeiVarae Russell	New Orleans	CB	Fifth season (practice squad)
Ben Skowronek	LA Rams	WR	First season
Harrison Smith	Minnesota	FS	10th season
Jaylon Smith	Green Bay	ILB	Sixth season
Durham Smythe	Miami	TE	Fourth season
Ronnie Stanley	Baltimore	OT	Sixth season
Eq. St. Brown	Green Bay	WR	Fourth season
Jerry Tillery	LA Chargers	DT	Third season
Drue Tranquill	LA Chargers	LB	Third season
Tommy Tremble	Carolina	TE	First season
Stephon Tuitt	Pittsburgh	DE	Eighth season (injured reserve)
Dexter Williams	NY Giants	RB	Third season (practice squad)

NFL DRAFT

- With nine players selected in the 2021 NFL Draft, Notre Dame Football has totaled 520 draft picks over the tenure of the program. No other college football program has totaled more than the Irish.
- OL Liam Eichenberg (second round, Miami Dolphins), OL Aaron Banks (second round, San Francisco 49ers), LB Jeremiah Owusu-Koramoah (second round, Cleveland Browns), TE Tommy Tremble (third round, Carolina Panthers), OL Robert Hainsey (third round, Tampa Bay Buccaneers), QB Ian Book (fourth round, New Orleans Saints), DL Daelin Hayes (fifth round, Baltimore Ravens), DL Ade Ogundeji (fifth round, Atlanta Falcons) and WR Ben Skowronek (seventh round, Los Angeles Rams) represented the Irish in the 2021 NFL Draft.
- The nine draft picks were the most during the Brian Kelly era and the most all-time since the 1994 draft when 10 players were selected.

ALL-TIMERS

- Throughout the history of the Notre Dame Football Program, 581 total players have spent time on an active NFL roster. To begin the 2021 NFL season, Notre Dame was tied for fourth with 36 players on active NFL rosters. They were tied with Georgia and trailed only LSU (47), Ohio State (50) and Alabama (54).
- So far in 2021, 10 former Irish players have made their debut appearance on a 53-man roster: Aaron Banks, Ian Book, Liam Eichenberg, Robert Hainsey, Daelin Hayes, Nick McCloud, Ade Ogundeji, Jeremiah Owusu-Koramoah, Ben Skowronek and Tommy Tremble.

**THE BRIAN KELLY FILE**

39th year in coaching // 31st year as head coach // 12th year at Notre Dame

Alma Mater: Assumption College (1983)

School	Seasons	Record			Pct.
Grand Valley State	13	118	35	2	0.768
Central Michigan	3	19	16	0	0.543
Cincinnati	3	34	6	0	0.850
Notre Dame	12	106*	40	0	0.726
<b>TOTALS</b>	<b>31</b>	<b>277*</b>	<b>97</b>	<b>2</b>	<b>0.739</b>

**HONORS AND ACCOLADES**

Year	Award
2018	Home Depot National Coach of the Year
2018	Stallings National Coach of the Year
2012	AP National Coach of the Year
2012	Walter Camp National Coach of the Year
2012	Sporting News National Coach of the Year
2012	Home Depot National Coach of the Year
2012	Liberty Mutual National Coach of the Year
2012	AFCA National Coach of the Year
2009	Home Depot National Coach of the Year

\* - Includes 21 wins vacated under discretionary NCAA penalty.

**BRIAN KELLY - THE DICK CORBETT HEAD FOOTBALL COACH**

- Winningest coach in FBS (277\* wins)
- One of only four active FBS coaches with more than 300 games as a head coach.
- With the win over Wisconsin, Kelly passed Knute Rockne to claim sole possession of first all-time in program history in career wins at Notre Dame.
- Joins Knute Rockne (13), Frank Leahy (11), Ara Parseghian (11) and Lou Holtz (11) as the only Notre Dame coaches to spend 10 or more seasons on the Irish sidelines.
- Only three-time winner of the Home Depot Coach of the Year Award ('09, '12, '18)
- With 10 or more wins in 2012\*, 2015, 2017, 2018, 2019 and 2020, Kelly is the only Notre Dame coaches to hit the double-digit mark in wins six times.
- With 10-win seasons in five of the last six years, Kelly is the first Irish coach to have five seasons of double-digit wins in a six-year stretch since Lou Holtz from 1988-93.
- Notched his first win over an AP No. 1 team with the 47-40 win over Clemson (Nov. 8, 2020)
- Ranks second in winning percentage among active FBS coaches (.739\*) who have coached in 300 or more career games (Nick Saban - .800).
- Second-youngest coach to reach 200 career victories at a major school.
- Has finished .500 or better in 28 of 30 seasons as a head coach.
- Boasts a 17-10 record in postseason as a head coach.
- Kelly is the first coach to post four or more shutouts in an Irish career since Lou Holtz.
- With the 52-20 win over Navy in 2019, Kelly became just the third coach in Notre Dame history with three or more wins of at least 25 points over ranked teams. Lou Holtz and Frank Leahy each secured eight such victories. Ara Parseghian and Dan Devine had two such victories apiece.

**WINNINGEST ACTIVE FBS COACHES (By wins)**

Rk.	Coach	School	Years	Record			Pct.
<b>1.</b>	<b>BRIAN KELLY</b>	<b>NOTRE DAME</b>	<b>31</b>	<b>277*</b>	<b>97</b>	<b>2</b>	<b>.739</b>
2.	Mack Brown	North Carolina	33	262	134	1	.661
3.	Nick Saban	Alabama	26	261	65	1	.800
4.	Willie Fritz	Tulane	25	184	106	0	.634
5.	Kirk Ferentz	Iowa	26	185	127	0	.593
6.	Gary Patterson	TCU	22	180	76	0	.703

**ACTIVE FBS LONGEVITY**

Rk.	Coach	School	Games
1.	Mack Brown	North Carolina	397
<b>2.</b>	<b>BRIAN KELLY</b>	<b>NOTRE DAME</b>	<b>376*</b>
3.	Nick Saban	Alabama	327
4.	Kirk Ferentz	Iowa	312
5.	Dave Clawson	Wake Forest	260

**WINNINGEST ACTIVE FBS COACHES  
(By percentage, min. 5 years)**

Rk.	Coach	School	Years	Record			Pct.
1.	Dabo Swinney	Clemson	14	143	35	0	.803
2.	Kirby Smart	Georgia	6	57	14	0	.803
3.	Nick Saban	Alabama	26	261	65	1	.800
4.	Lance Leipold	Kansas	15	147	43	0	.773
5.	Jimbo Fisher	Texas A&M	12	113	34	0	.769
6.	Brian Harsin	Auburn	9	80	25	0	.762
<b>7.</b>	<b>BRIAN KELLY</b>	<b>NOTRE DAME</b>	<b>31</b>	<b>277*</b>	<b>97</b>	<b>2</b>	<b>.739</b>
8.	David Shaw	Stanford	11	94	37	0	.718
9.	Gary Patterson	TCU	22	179	75	0	.705
10.	Mike Houston	East Carolina	10	90	41	0	.687

**MOST YEARS COACHING (ACTIVE FBS)**

Rk.	Coach	School	Years
1.	Mack Brown	North Carolina	32
<b>2.</b>	<b>BRIAN KELLY</b>	<b>NOTRE DAME</b>	<b>31</b>
3.	Nick Saban	Alabama	25
4.	Kirk Ferentz	Iowa	25
5.	Dave Clawson	Wake Forest	21

All charts include coaches with five-plus seasons of FBS head coaching experience



THE RECORD WHEN...

Stat	Kelly's Career			Kelly at ND		2021	
	Record (W-L-T)			Record (W-L)		Record (W-L)	
Home (Includes Shamrock Series)	155	35	1	62	14	2	1
Away	108	54	1	33	20	2	0
Neutral	12	9	0	9	7	0	0
In overtime	8	5	0	4	3	1	0
Coming off a loss	50	28	0	16	11	0	0
Coming off a win	190	55	1	66	24	3	1
Coming off an open date	20	2	0	9	2	0	0
vs. AP Top 25	31	27	0	23	22	1	1
Both teams are in the AP Top 25	23	20	0	19	19	1	1
Neither team is in the AP Top 25	54	30	0	22	14	0	0
Team is ranked higher	96	14	0	74	10	4	0
Opponent is ranked higher	11	19	0	8	15	0	1
vs. In-State Opponents	77	22	2	7	0	1	0
In August	5	2	0	2	0	0	0
In September	87	35	0	35	12	4	0
In October	91	27	2	32	9	0	1
In November	79	26	0	31	13	0	0
In December	13	4	0	5	3	0	0
In January	1	5	0	1	4	0	0
On TV (except GVSU regular season)	135	48	0	105	40	4	1
On NBC	60	14	0	60	14	1	1
On NBCSN	3	0	0	3	0	0	0
On ABC	25	13	0	23	14	1	0
On ACCN	1	0	0	1	0	0	0
On ESPN	15	9	0	7	6	0	0
On ESPN2	8	2	0	1	0	0	0
On CBS	4	3	0	4	3	0	0
On CBS Sports Network	0	1	0	0	1	0	0
On FOX	3	3	0	3	3	1	0
On USA Network	1	0	0	1	0	0	0
Morning Games (kicks off before noon)	1	1	0	1	1	1	0
Afternoon Games	184	63	2	66	19	2	1
Night Games (6 p.m. or later)	91	33	0	38	20	1	0
Decided by three points or fewer	47	23	2	14	13	2	0
Decided by seven points or fewer	85	44	2	30	21	0	0
Scoring first	191	39	0	77	21	2	0
Opponent scores first	83	58	2	28	19	2	1
Leading at halftime	218	21	0	85	11	3	0
Tied at halftime	19	6	0	8	1	0	0
Trailing at halftime	36	70	2	11	28	1	1

THE RECORD WHEN...

Stat	Kelly's Career			Kelly at ND		2021	
	Record (W-L-T)			Record (W-L)		Record (W-L)	
Leading after three quarters	231	17	0	85	9	2	0
Tied after three quarters	14	6	0	6	5	1	0
Trailing after three quarters	29	74	0	12	26	1	1
Scoring 40+ points	106	3	0	38	2	2	0
Scoring 30-39 points	78	11	0	31	7	1	0
Scoring 20-29 points	69	36	1	26	14	1	0
Scoring 0-19 points	23	47	1	10	16	0	1
Allowing 40+ points	8	24	0	2	10	0	0
Allowing 30-39 points	21	37	0	10	15	1	0
Allowing 20-29 points	72	28	1	24	10	1	1
Allowing 0-19 Points	175	8	1	69	3	2	0
Outrushing opponent	214	29	1	77	8	1	0
Getting outrushed	56	67	2	25	32	2	1
Passing for more yards	179	62	1	66	29	2	1
Passing for fewer yards	96	32	1	39	11	2	0
Outgaining opponent	230	31	1	85	14	1	0
Outgained by opponent	44	63	1	20	26	3	1
Winning time of possession battle	147	31	0	58	9	2	1
Losing time of possession battle	127	64	2	47	31	2	0
Scoring a defensive or special teams TD	80	9	0	21	5	1	0
Allowing a defensive or special teams TD	26	31	0	12	12	1	0
Fewer penalty yards	90	46	1	52	21	3	0
More penalty yards	176	48	1	51	18	1	0
Winning turnover battle	159	17	0	56	6	3	0
Losing turnover battle	66	58	1	25	30	1	1
Having an individual 100-yard rusher	129	26	1	46	9	0	0
Having an individual 100-yard receiver	108	33	0	38	16	2	0
Having an individual 200-yard passer	183	51	1	69	25	3	0
Having a QB rush for 100 yards	9	1	0	7	1	0	0
Allowing an individual 100-yard rusher	50	54	1	18	26	2	0
Allowing an individual 100-yard receiver	78	41	0	22	16	1	1
Allowing an individual 200-yard passer	111	48	1	44	26	2	1

**STARTER SHEET**

OFFENSE	Pos.	2021	Streak	Career	DEFENSE	Pos.	2021	Streak	Career
Cain Madden	OL	5	5	36	Kurt Hinish	NG	3	0	28
Jarrett Patterson	OL	5	5	26	Drew White	LB	5	23	28
Jack Coan	QB	5	5	23	Myron Tagovailoa-Amosa	DT	5	5	25
Kyren Williams	RB	5	17	17	Kyle Hamilton	S	5	15	17
Josh Lugg	RT	5	5	13	Clarence Lewis	S/CB	5	9	11
Avery Davis	WR	5	6	9	TaRiq Bracy	CB	1	0	9
Michael Mayer	TE	5	6	8	Shayne Simon	LB	0	0	8
Zeke Correll	OL	5	6	7	Jayson Ademilola	DL	5	5	7
Braden Lenzy	WR	3	3	6	Houston Griffith	S	4	1	6
Kevin Austin Jr.	WR	5	5	5	JD Bertrand	LB	5	5	5
George Takacs	TE	2	0	2	Isaiah Foskey	DL	5	5	5
Tosh Baker	OL	2	0	2	Isaiah Pryor	LB	4	0	4
Michael Carmody	OL	2	1	2	Cam Hart	CB	4	4	4
Blake Fisher	OL	1	0	1	Marist Liufau	LB	0	0	3
					Jack Kiser	LB	2	2	3
					Howard Cross III	DL	2	2	2
					Jordan Botelho	LB	1	0	1

**CAREER STARTS BY POSITION**

WR	LT	LG	C	RG	RT	TE	WR	QB	WR	RB
Lenzy (6)	Fisher (1)	Correll (5)	Patterson (26)	Madden (36)	Lugg (10)	Mayer (7)	Davis (9)	Coan (23)	Austin Jr (5)	Williams (17)
	Carmody (2)		Correll (2)	Lugg (1)		Takacs (2)				
	Baker (2)		Lugg (2)							
DL	DL	DL	DL	ROV	MIKE	BUCK	CB	S	S	CB
Foskey (5)	Tagovailoa-Amosa (25)	Hinish (28)	Ademilola, Jayson (8)	Pryor (4)	White (28)	Simon (8)	Hart (4)	Hamilton (17)	Griffith (5)	Lewis (11)
	Mills (1)	Cross III (2)		Botelho (1)		Kiser (2)	Griffith (1)	Lewis (1)		Bracy (9)
				Kiser (1)		Bertrand (5)				
						Liufau (3)				



**NOTRE DAME**

**Rushing**

Had 500 or more yards:	at Boston College, 2017 (515)
Had 450 or more yards:	at Boston College, 2017 (515)
Had 400 or more yards:	at Boston College, 2017 (515)
Had 300 or more yards:	vs. Florida State, 2020 (353)
Had 70 or more rushing attempts:	vs. Michigan State, 1991 (76)
Had 60 or more rushing attempts:	vs. Navy, 2007 (63)
Had 50 or more rushing attempts:	at Pittsburgh, 2020 (50)
Had eight or more rush TDs:	vs. Pittsburgh, 1965 (9)
Had seven or more rush TDs:	at Boston College, 2017 (7)
Had six or more rush TDs:	vs. South Florida, 2020 (6)
Had five or more rush TDs:	vs. South Florida, 2020 (6)
Had four or more rush TDs:	vs. Florida State, 2020 (4)
Had two or more players with 200 rush yards in a game:	at Boston College, 2017 (Josh Adams 229, Brandon Wimbush 207)
Had three players with 100 rush yards in a game:	vs. Temple, 2017 (Josh Adams 161, DeShone Kizer 124, Brandon Wimbush 106)
Had two or more players with 100 rush yards in a game:	vs. Syracuse, 2020 (Kyren Williams 110, Chris Tyree 109)
Had a quarterback rush for 100 yards in a game:	vs. Duke, 2019 (Ian Book, 139)

**Passing**

Had 500 or more yards:	at USC, 1970 (526)
Had 400 or more yards:	vs. New Mexico, 2019 (434)
Had 300 or more yards:	at Florida State, 2021 (366)
Had 50 or more pass attempts:	vs. Virginia Tech, 2019 (53)
Had 40 or more pass attempts:	vs. Cincinnati, 2021 (46)
Had 30 or more pass attempts:	vs. Purdue, 2021 (32)
Had 35 or more pass completions:	at Florida State, 2021 (35)
Had 30 or more pass completions:	at Clemson, 2015 (35)
Had 25 or more pass completions:	at Florida State, 2021 (26)
Had six or more passing TDs:	vs. Bowling Green, 2019 (6)
Had five or more passing TDs:	vs. Navy, 2019 (5)
Had four or more passing TDs:	at Florida State, 2021 (4)
Had three or more passing TDs:	vs. Toledo, 2021 (3)
Had three or more passing TDs in a half:	at Boston College, 2020 (3)
Had five or more passes intercepted:	vs. USC, 1967 (7)
Had four or more passes intercepted:	at Arizona State, 2014 (4)
Had three or more passes intercepted:	vs. Ball State, 2018 (3)

**Receiving**

Had two players with 100 receiving yards in a game:	at Stanford, 2017 (Kevin Stepherson - 112, Equanimeous St. Brown - 111)
Had a player with over 150 receiving yards in a game:	vs. Wake Forest, 2017 (Chase Claypool - 180)
Had two players with 10 catches in a game:	vs. BYU, 2005 (Maurice Stovall - 14, Jeff Samardzija - 10)

**Combination Offense**

Had a 400-yard passer and 100-yard rusher in a game:	vs. Syracuse, 2016 (DeShone Kizer - 471, Josh Adams - 102)
Had a 300-yard passer and 100-yard rusher in a game:	vs. Clemson, 2020 (Ian Book - 310, Kyren Williams - 140)
Had a 400-yard passer and 100-yard receiver in a game:	vs. Syracuse, 2016 (DeShone Kizer - 471, Equanimeous St. Brown - 182)
Had a 300-yard passer and 100-yard receiver in a game:	at Florida State, 2021 (Jack Coan - 366, Michael Mayer - 120)
Had a 400-yard passer, 100-yard rusher and 100-yard receiver in a game:	vs. Syracuse, 2016 (DeShone Kizer - 471, Josh Adams - 102, Equanimeous St. Brown - 182)
Had a 300-yard passer, 100-yard rusher and 100-yard receiver in a game:	vs. Clemson, 2020 (Ian Book - 310, Kyren Williams - 140 rushing, Javon McKinley - 102 receiving)
Had a 200-yard passer, 100-yard rusher and 100-yard receiver in a game:	vs. Syracuse, 2020 (Ian Book - 285, Kyren Williams - 110 rushing, Chris Tyree - 109 rushing, Javon McKinley - 111 receiving)
Had a 400-yard passer and 100-yard rusher in a game:	vs. Syracuse, 2016 (DeShone Kizer - 471, Josh Adams - 102)
Had a 200-yard passer and 100-yard rusher in a game:	vs. Syracuse, 2020 (Ian Book - 285, Kyren Williams - 110, Chris Tyree - 109)
Had a 100-yard receiver and 100-yard rusher in a game:	at North Carolina, 2020 (Kyren Williams - 124 rushing, Javon McKinley - 135 receiving)

**Total Offense**

Had 700 or more yards total offense:	vs. Wake Forest, 2017 (710)
Had 650 or more yards total offense:	vs. Wake Forest, 2017 (710)
Had 600 or more yards total offense:	vs. Wake Forest, 2017 (710)
Had 500 or more yards total offense:	vs. Syracuse, 2020 (568)
Had 400 or more yards total offense:	vs. Toledo, 2021 (449)
Had 100 or more plays total offense:	vs. Pittsburgh, 2012 (104)
Had 85 or more plays total offense:	vs. Boston College, 2019 (85)
Had 75 or more plays total offense:	vs. Syracuse, 2020 (77)

**Scoring**

Scored 60 or more points:	vs. New Mexico, 2019 (66)
Scored 50 or more points:	vs. South Florida, 2020 (52)
Scored 40 or more points:	at Wisconsin, 2021 (41)
Scored 30 or more points:	vs. Toledo, 2021 (32)
Scored a two-point conversion:	vs. Toledo, 2021
Allowed 60 or more points:	Never
Allowed 50 or more points:	at Texas, 2016 (50)
Allowed 40 or more points:	vs. Clemson, 2020 (40)
Allowed 30 or more points:	at Florida State, 2021 (38)
Was held scoreless:	at Boston College, 2008 (17-0)
Was held scoreless at home:	USC, 2007 (38-0)
Was held scoreless on the road:	at Boston College, 2008 (17-0)
Was held without offensive touchdown:	vs. Clemson, 2019 Cotton Bowl (30-3)
Was held without offensive touchdown on the road:	at NC State, 2016 (10-3)
Was held without offensive touchdown at home:	vs. USC, 2007 (38-0)
Held opponent scoreless:	vs. South Florida, 2020 (52-0)
Held opponent scoreless at home:	vs. South Florida, 2020 (52-0)
Held opponent scoreless on the road:	at Purdue, 1993 (17-0)
Held opponent without offensive touchdown:	at Pittsburgh, 2020 (45-3)
Held opponent without offensive touchdown on the road/neutral:	at Pittsburgh, 2020 (45-3)
Held opponent without offensive touchdown at home:	vs. South Florida, 2020 (52-0)
Held opponent scoreless at neutral site:	vs. Maryland (Giants Stadium - East Rutherford, NJ), 2002 (22-0)
Held two or more opponents scoreless in a season:	2002 vs. Maryland (22-0) vs. Rutgers (42-0)
Held three or more opponents scoreless in a season:	1976 vs. Purdue (23-0) at Northwestern (49-0), vs. Oregon (41-0)
Held four or more opponents scoreless in a season:	1966 vs. Army (35-0) vs. North Carolina (32-0), at Oklahoma (38-0), vs. Pittsburgh (40-0) vs. Duke (64-0), at USC (51-0)
Held five or more opponents scoreless in a season:	1966 vs. Army (35-0) vs. North Carolina (32-0), at Oklahoma (38-0), vs. Pittsburgh (40-0) vs. Duke (64-0), at USC (51-0)
Held six or more opponents scoreless in a season:	1966 vs. Army (35-0) vs. North Carolina (32-0), at Oklahoma (38-0), vs. Pittsburgh (40-0) vs. Duke (64-0), at USC (51-0)
Had multiple players with multiple TDs in a game:	vs. Syracuse, 2020 (Javon McKinley - 3, Ian Book - 2)

**Turnovers**

Did not commit a turnover:	vs. Purdue, 2021
Committed six or more turnovers:	vs. Navy, 1984 (6)
Committed five or more turnovers:	vs. Boston College, 2015 (5)
Lost four or more fumbles:	vs. Michigan State, 1999 (4)
Lost three or more fumbles:	at Boston College, 2020 (3)
Recorded six or more takeaways:	vs. Michigan, 2012 (6)
Recorded five or more takeaways:	vs. Wisconsin, 2021 (5)
Returned two or more interceptions for TDs:	vs. Wisconsin, 2021 (2) (Jack Kiser - 66 yards, Drew White - 48 yards)
Returned an interception for a TD:	at Wisconsin, 2021 (2) (Jack Kiser - 66 yards, Drew White - 48 yards)
Returned a fumble for a TD:	vs. Clemson, 2020 (1) (Jeremiah Owusu-Koramoah - 23 yards)

**Defense**

Held opponent to 50 or fewer rushing yards:	vs. Clemson, 2020 (34)
Held opponent to 100 or fewer passing yards:	vs. Boston College, 2019 (63)
Held opponent to 200 or fewer passing yards:	vs. Syracuse, 2020 (185)
Held opponent to 300 or fewer yards total offense:	at North Carolina, 2020 (298)
Held opponent to 200 or fewer yards total offense:	at Pittsburgh, 2020 (162)
Intercepted five or more passes:	vs. Michigan, 2012 (5)
Intercepted four or more passes:	at Wisconsin, 2021 (4)
Intercepted three or more passes:	at Florida State, 2021 (3)
Forced five or more fumbles:	at Louisville, 2019 (5)
Forced four or more fumbles:	vs. Syracuse, 2020 (4)
Forced three or more fumbles:	vs. Navy, 2019 (4)
Scored a safety:	at North Carolina, 2017
Recorded nine or more sacks:	vs. Rutgers, 1996 (9)
Recorded eight or more sacks:	vs. Virginia, 2019 (8)
Recorded seven or more sacks:	vs. Virginia, 2019 (8)
Recorded six or more sacks:	at North Carolina, 2020 (6)
Recorded five or more sacks:	vs. Toledo, 2021 (5)
Held opponent to 10 or fewer first downs:	at Duke, 2019 (10)

**Special Teams**

Returned a punt for a TD:	vs. Massachusetts, 2015 (C.J. Sanders, 50 yards)
Returned a blocked punt for a TD:	at Pittsburgh, 2020 (Isaiah Foskey, 0 yards)
Returned a kickoff for a TD:	at Wisconsin, 2021 (Chris Tyree, 96 yards)
Returned a blocked FG for a TD:	at Air Force, 2006 (Terrail Lambert, 76 yards)
Blocked a punt:	at Pittsburgh, 2020 (Isaiah Foskey)
Punted 10 or more times:	at Michigan, 2019 (10)
Did not punt:	at Boston College, 2020
Blocked a field goal:	vs. Bowling Green, 2019 (Julian Okwara)
Had a field goal blocked:	at Texas, 2016
Blocked a PAT kick:	vs. Florida State, 2018 (Jerry Tillery)
Scored on a blocked PAT attempt:	vs. Florida State, 2018 (Julian Love)
Missed a kicking PAT:	vs. Cincinnati, 2021
Had a kicking PAT blocked:	vs. Florida State, 2018
Opponent scored on a blocked PAT attempt:	vs. Northwestern, 2014
Had a punt blocked:	at Northwestern, 2018

**Miscellaneous**

Had 30 or more first downs:	vs. Wake Forest, 2017 (30)
Had 25 or more first downs:	vs. Toledo, 2021 (27)
Had 20 or more first downs:	vs. Syracuse, 2020 (26)
Was not penalized:	at LSU, 1997
Had 10 or more penalties:	at Stanford, 2019 (11)
Had 120 or more yards in penalties:	at Rutgers, 2000 (120)
Had 40 minutes or more of possession time:	at Pittsburgh, 2020 (40:59)
Had 35 minutes or more of possession time:	at North Carolina, 2020 (35:04)
Was involved in a tie game:	at USC, 1994 (17-17)
Was involved in an overtime game:	at Florida State, 2021 (41-38)
Was involved in a double overtime game:	vs. Clemson, 2020 (47-40)
Was involved in a triple overtime game:	vs. Pittsburgh, 2012 (29-26)
Was involved in a quadruple overtime game:	vs. Pittsburgh, 2008 (33-36)

**A NOTRE DAME PLAYER**

**Rushing**

Rushed for 250 or more yards:	Julius Jones at Pittsburgh, 2003 (262)
Rushed for 200 or more yards:	Dexter Williams vs. Florida State, 2018 (202)
Rushed for 175 or more yards:	Kyren Williams vs. Florida State, 2020 (185)
Rushed for 150 or more yards:	Kyren Williams vs. Florida State, 2020 (185)
Rushed for 125 or more yards:	Kyren Williams vs. Clemson, 2020 (140)
Rushed for 100 or more yards:	Kyren Williams (110) and Chris Tyree (109) vs. Syracuse, 2020
Quarterback rushed for 200 or more yards:	Brandon Wimbush at Boston College, 2017 (207)
Quarterback rushed for 100 or more yards:	Ian Book at Duke, 2019 (139)
Rushed 40 or more times:	Allen Pinkett at LSU, 1984 (40)
Rushed 35 or more times:	Julius Jones vs. BYU, 2003 (35)
Rushed 30 or more times:	James Aldridge vs. Navy, 2007 (32)
Rushed 25 or more times:	Kyren Williams vs. Louisville, 2020 (25)
Rushed for four or more TDs:	Brandon Wimbush at Boston College, 2017 (4)
Rushed for three or more TDs:	Kyren Williams vs. Clemson, 2020 (3)
Rushed for two or more TDs:	Kyren Williams at North Carolina, 2020 (2)
Had a run of 90 yards or more:	Chris Tyree vs. Syracuse, 2020 (94)
Had a run of 80 or more yards:	Chris Tyree vs. Syracuse, 2020 (94)
Had a run of 70 or more yards:	Chris Tyree vs. Syracuse, 2020 (94)
Had a run of 60 or more yards:	Chris Tyree vs. Syracuse, 2020 (94)
Had a run of 50 or more yards:	Chris Tyree vs. Syracuse, 2020 (94)

**Passing**

Passed for 500 or more yards:	Joe Theismann at USC, 1970 (526)
Passed for 400 or more yards:	DeShone Kizer vs. Syracuse, 2016 (471)
Passed for 300 or more yards:	Jack Coan at Florida State, 2021 (366)
Attempted 50 or more passes:	Ian Book vs. Virginia Tech, 2019 (53)
Attempted 40 or more passes:	Ian Book vs. Boston College, 2019 (40)
Attempted 30 or more passes:	Jack Coan vs. Purdue, 2021 (31)
Completed 30 or more passes:	Everett Golson at Florida State, 2014 (31)
Completed 20 or more passes:	Jack Coan at Florida State, 2021 (26)
Threw six TDs:	Brady Quinn vs. BYU, 2005 (6)
Threw five or more TDs:	Ian Book vs. Navy, 2019 (5)
Threw four or more TDs:	Jack Coan at Florida State, 2021 (4)
Threw three or more TDs:	Jack Coan at Florida State, 2021 (4)
Threw three or more TDs in a half:	Ian Book at Boston College, 2020 (3)
Threw five or more interceptions:	Terry Hanratty vs. USC, 1967 (5)
Threw four or more interceptions:	Everett Golson at Arizona State, 2014 (4)
Threw three or more interceptions:	Brandon Wimbush vs. Ball State, 2018 (3)
Completed a pass of 90 yards or more:	Dayne Crist vs. Michigan, 2010 (95)
Completed a pass of 80 or more yards:	Brandon Wimbush at Stanford, 2017 (83)
Completed a pass of 70 or more yards:	Ian Book at Pittsburgh, 2020 (73)
Completed a pass of 60 or more yards:	Jack Coan vs. Purdue, 2021 (62)
Completed a pass of 50 or more yards:	Jack Coan vs. Purdue, 2021 (62)

**Receiving**

Caught 15 or more passes:	Never
Caught 10 or more passes:	Miles Boykin vs. Stanford, 2018 (11)
Caught seven or more passes:	Michael Mayer vs. Cincinnati, 2021 (8)
Had 200 or more yards receiving:	Golden Tate at Stanford, 2009 (201)
Had 175 or more yards receiving:	Chase Claypool vs. Wake Forest, 2017 (180)
Had 150 or more yards receiving:	Chase Claypool vs. Wake Forest, 2017 (180)
Had 100 or more yards receiving:	Avery Davis vs. Purdue, 2021 (120)
Caught four or more TDs:	Chase Claypool vs. Navy, 2019 (4)
Caught three or more TDs:	Javon McKinley vs. Syracuse, 2020 (3)
Caught two or more TDs:	Michael Mayer vs. Toledo, 2021 (2)
Caught three or more TDs in one half:	Ben Skowronek at Boston College, 2020 (3)

**Total Offense**

Had 500 or more yards total offense:	Joe Theismann at USC, 1970 (512)
Had 400 or more yards total offense:	Ian Book vs. New Mexico, 2019 (406)
Had 100 yards both passing and rushing:	Ian Book at Duke, 2019 (181 passing, 139 rushing)

**Scoring**

Accounted for six or more touchdowns:	Ian Book vs. New Mexico, 2019 (1 rushing, 5 passing)
Accounted for five or more touchdowns:	Ian Book vs. Syracuse, 2020 (3 passing, 2 rushing)
Accounted for four or more touchdowns:	Jack Coan at Florida State, 2021 (4 passing)
Accounted for three or more touchdowns:	Jack Coan at Florida State, 2021 (4 passing)

**Defense**

Intercepted three or more passes:	Harrison Smith vs. Miami (Fla.), 2010 (3)
Intercepted two or more passes:	Cam Hart vs. Wisconsin, 2021 (2)
Recovered three or more fumbles:	Never
Forced two fumbles:	Daelin Hayes at Georgia Tech, 2020 (2)
Recovered two fumbles:	Nick McCloud vs. Clemson, 2020 (2)
Recorded 20 or more tackles:	Manti Te'o vs. Stanford, 2010 (21)
Recorded 15 or more tackles:	Te'von Coney vs. LSU (Citrus Bowl), 2017 (17)
Recorded 10 or more tackles:	JD Bertrand vs. Purdue, 2021 (12)
Recorded 4.0 or more sacks:	Jerry Tillery vs. Stanford, 2018 (4.0)
Recorded 3.0 or more sacks:	Jeremiah Owusu-Koramoah vs. Iowa State - Camping World Bowl, 2019 (3)
Recorded 2.0 or more sacks:	Myron Tagovailoa-Amosa vs. Toledo, 2021 (2.0)

**Special Teams**

Scored 17 or more points kicking:	Jonathan Doerer vs. Clemson, 2020 (17)
Scored 15 or more points kicking:	Jonathan Doerer vs. Clemson, 2020 (17)
Scored 10 or more points kicking:	Jonathan Doerer at Wisconsin, 2021 (11)
Kicked five or more field goals:	Kyle Brindza vs. Rutgers (Pinstripe Bowl), 2013 (5)
Kicked four or more field goals:	Jonathan Doerer vs. Clemson, 2020 (4)
Kicked two field goals of 50 or more yards:	Never
Kicked a field goal of 50 or more yards:	Jonathan Doerer at Wisconsin, 2021 (51)
Kicked a punt 70 or more yards:	Jay Bramblett at Wisconsin, 2021 (72)
Kicked a punt 60 or more yards:	Jay Bramblett at Michigan, 2019 (61)
Punted 10 or more times:	Jay Bramblett at Michigan, 2019 (10)
Totaled 175 or more kickoff return yards:	C.J. Sanders at Stanford, 2015 (182)
Totaled 100 or more punt return yards:	C.J. Sanders at Stanford, 2015 (182)

**AN OPPOSING TEAM**

**Rushing**

Had 400 or more yards:	Pittsburgh, 1975 (411)
Had 300 or more yards:	Michigan, 2019 (303)
Had 200 or more yards:	Florida State, 2021 (264)
Had 50 or more rushing attempts:	Navy, 2019 (64)
Had five or more rush TDs:	Texas, 2016 (5)
Had four or more rush TDs:	Texas, 2016 (5)
Had two or more players with 100 rush yards in a game:	BYU, 2013 (Taysom Hill - 101, Paul Lasike - 101)

**Passing**

Had 400 or more yards:	Clemson, 2020 (439)
Had 300 or more yards:	Clemson, ACC Championship, 2020 (322)
Had 60 or more pass attempts:	Tennessee, 1990 (60)
Had 50 or more pass attempts:	USC, 2018 (51)
Had 40 or more pass attempts:	Boston College, 2020 (40)
Had 30 or more pass completions:	Virginia, 2019 (30)
Had five or more passing TDs:	USC, 2014 (6)
Had four or more passing TDs:	Alabama, CFP Semifinal at the Rose Bowl, 2021 (4)
Had three or more passing TDs:	Alabama, CFP Semifinal at the Rose Bowl, 2021 (4)

**Receiving**

Had two players with 100 receiving yards in a game: Clemson, 2020  
(Cornell Powell - 161, Amari Rodgers - 134)

**Total Offense**

Had 600 or more yards total offense: Ohio State, 2006 Fiesta Bowl (617)  
 Had 500 or more yards total offense: Clemson, ACC Championship, 2020 (541)  
 Had 400 or more yards total offense: Florida State, 2021 (442)  
 Had 90 or more plays: Wake Forest, 2018 (92)  
 Had 80 or more plays: Virginia Tech, 2018 (85)  
 Had 75 or more plays: Clemson, 2020 (77)

**Scoring**

Scored 60 or more points: Never  
 Scored 50 or more points: Texas, 2016 (50)  
 Scored 40 or more points: Clemson, 2020 (40)  
 Scored 30 or more points: Florida State, 2021 (38)  
 Scored a two-point conversion: Florida State, 2021

**Turnovers**

Did not commit a turnover: Alabama, CFP Semifinal at the Rose Bowl, 2021  
 Had three or more fumbles lost: Clemson, 2020 (3)  
 Intercepted five or more passes: USC, 1967 (7)  
 Intercepted four or more passes: Arizona State, 2014 (4)  
 Intercepted three or more passes: Ball State, 2018 (3)  
 Returned an interception for a TD: vs. Toledo, 2021  
 (Cam McDonald Jr. - 27 yards)  
 Returned a fumble for a TD: at Georgia Tech, 2020  
 (Zamari Walton - 93 yards)

**Defense**

Held ND to 10 or fewer first downs: at NC State, 2016 (10)  
 Scored a safety: vs. Stanford, 2016  
 Held ND to 50 or fewer rushing yards: at Wisconsin, 2021 (3)  
 Held ND to 200 or fewer passing yards: at Georgia Tech, 2020 (199)  
 Held ND to 100 or fewer passing yards: at Boston College, 2017 (96)  
 Held ND to 300 or fewer yards total offense: Michigan, 2019 (180)  
 Held ND to 200 or fewer yards total offense: at Michigan, 2019 (180)

**Special Teams**

Returned a punt for a TD: at USC, 2016 (Adore Jackson - 55 yards)  
 Returned a blocked punt for a TD: NC State, 2017  
 (Germaine Pratt - 0 yards)  
 Returned a kickoff for a TD: Pittsburgh, 2018 (Maurice French - 99 yards)  
 Returned a punt for TD and kickoff for TD in same game: at USC, 2016  
 (Adore Jackson - 55 yd PR; 97 yd KO)  
 Punted 10 or more times: Boston College, 2010 (11)  
 Did not punt: Miami (Fla.), 1985  
 Missed a kicking PAT: Massachusetts, 2015

**Miscellaneous**

Had 30 or more first downs: Wake Forest, 2017 (34)  
 Had 20 or more first downs: Alabama, CFP Semifinal at the Rose Bowl, 2021 (24)  
 Had 10 or more penalties: Pittsburgh, 2020 (12)  
 Had 100 or more yards in penalties: Georgia, 2017 (127)  
 Had 35 minutes or more of possession time: Navy, 2019 (36:00)  
 Had one 100-yard receiver and one 100-yard rusher: Toledo, 2021  
 (Bryant Koback, 114 rushing; Devin Maddox, 135 receiving)

**AN OPPOSING PLAYER**

**Rushing**

Rushed for 300 or more yards: Tony Dorsett, Pittsburgh, 1975 (303)  
 Rushed for 200 or more yards: Alexander Teich, Navy, 2010 (210)  
 Rushed for 150 or more yards: Tyler Gaffney, Stanford, 2013 (189)  
 Rushed for 100 or more yards: Bryant Koback, Toledo, 2021 (114)  
 Rushed 40 or more times: Craig Heyward, Pittsburgh, 1987 (42)  
 Rushed 30 or more times: Tyler Gaffney, Stanford, 2013 (33)  
 Rushed 25 or more times: Malcolm Perry, Navy, 2019 (25)  
 Rushed for five or more TDs: Walter Reyes, Syracuse, 2003 (5)  
 Rushed for four or more TDs: Ezekiel Elliott, Ohio State (Fiesta Bowl), 2015 (4)  
 Rushed for three or more TDs: Tyrone Swoopes, Texas, 2016 (3)  
 Rushed for two or more TDs: Zach Charbonnet, at Michigan, 2019 (2)  
 Had a run of 80 or more yards: Jashaun Corbin, Florida State, 2021 (89)  
 Had a run of 70 or more yards: Jashaun Corbin, Florida State, 2021 (89)  
 Had a run of 60 or more yards: Devin Maddox, Toledo, 2021 (67)  
 Had a run of 50 or more yards: Devin Maddox, Toledo, 2021 (67)

**Passing**

Passed for 500 or more yards: Never  
 Passed for 400 or more yards: D.J. Uiagalelei, Clemson, 2020 (439)  
 Passed for 300 or more yards: Trevor Lawrence, Clemson, ACC Championship, 2020 (322)  
 Attempted 60 or more passes: Andy Kelly, Tennessee, 1990 (60)  
 Attempted 50 or more passes: JT Daniels, USC, 2018 (51)  
 Attempted 40 or more passes: Phil Jurkovec, Boston College, 2020 (40)  
 Completed 30 or more passes: Bryce Perkins, Virginia, 2019 (30)  
 Completed 20 or more passes: Mac Jones, Alabama, CFP Semifinal at the Rose Bowl, 2021 (25)  
 Threw six or more TDs: Cody Kessler, USC, 2014 (6)  
 Threw five or more TDs: Cody Kessler, USC, 2014 (6)  
 Threw four or more TDs: Mac Jones, Alabama, CFP Semifinal at the Rose Bowl, 2021 (4)  
 Threw three or more TDs: Mac Jones, Alabama, CFP Semifinal at the Rose Bowl, 2021 (4)  
 Completed a pass of 90 or more yards: Kyle Orton, Purdue, 2004 (97)  
 Completed a pass of 80 or more yards: Cody Kessler, USC, 2015 (83)  
 Completed a pass of 70 or more yards: Eric Dungey, Syracuse, 2016 (72)  
 Completed a pass of 60 or more yards: Carter Bradley, Toledo, 2021 (66)  
 Completed a pass of 50 or more yards: Carter Bradley, Toledo, 2021 (66)

**Receiving**

Caught 15 or more passes: Jalen Saunders, Oklahoma, 2012 (15)  
 Caught 10 or more passes: Michael Wilson, Stanford, 2019 (10)  
 Caught seven or more passes: Devin Maddox, Toledo, 2021 (9)  
 Had 200 or more yards receiving: Selwyn Lymon, Purdue, 2006 (238)  
 Had 150 or more yards receiving: Cornell Powell, Clemson, 2020 (161)  
 Had 100 or more yards receiving: Alec Pierce, Cincinnati, 2021 (144)  
 Caught three or more TD passes: DeVonta Smith, Alabama, CFP Semifinal at the Rose Bowl, 2021 (3)  
 Caught two or more TD passes: DeVonta Smith, Alabama, CFP Semifinal at the Rose Bowl, 2021 (3)

**Scoring**

Accounted for six or more touchdowns: Cody Kessler, USC, 2014 (6 passing, 0 rushing)  
 Accounted for five or more touchdowns: Eric Dungey, Syracuse, 2016 (2 passing, 3 rushing)  
 Accounted for four or more touchdowns: Mac Jones, Alabama, CFP Semifinal at the Rose Bowl, 2021 (4 passing)  
 Accounted for three or more touchdowns: Mac Jones, Alabama, CFP Semifinal at the Rose Bowl, 2021 (4 passing)

**Defense**

Intercepted three or more passes: Rod Johnson, North Carolina State, 2003 (3)  
 Intercepted two or more passes: Justin Simmons, Boston College, 2015 (2)  
 Recorded three or more sacks: Bradley Chubb, NC State, 2016 (3.0)  
 Recorded two or more sacks: Nick Herbig, Wisconsin, 2021 (2.0)

**Special Teams**

Kicked four or more field goals: B.T. Potter, Clemson, 2020 (4)  
 Kicked a field goal 50 or more yards: Matt Payne, BYU, 2004 (53)  
 Kicked a punt of 65 or more yards: Jake Bailey, Stanford, 2017 (65)  
 Totalled 100 or more kick return yards: Damond Philyaw-Johnson, Duke, 2019 (122)





2021-22 Notre Dame Football  
Overall Team Statistics  
All games

Page 1/2  
as of Oct 03, 2021

## Team Statistics

	ND	OPP
<b>Scoring</b>	<b>154</b>	<b>117</b>
Points per game	30.8	23.4
Points Off Turnovers	59	27
<b>First Downs</b>	<b>96</b>	<b>86</b>
Rushing	20	29
Passing	64	51
Penalty	12	6
<b>Rushing Yardage</b>	<b>404</b>	<b>600</b>
Yards gained rushing	600	733
Yards lost rushing	196	133
Rushing attempts	168	161
Average per rush	2.4	3.7
Average per game	80.8	120.0
TDs Rushing	4	5
<b>Passing Yardage</b>	<b>1402</b>	<b>1235</b>
Comp-Att-Int	109-186-4	107-186-9
Average per pass	7.5	6.6
Average per catch	12.9	11.5
Average per game	280.4	247.0
TDs Passing	12	7
<b>Total offense</b>	<b>1806</b>	<b>1835</b>
Total plays	354	347
Average per play	5.1	5.3
Average per game	361.2	367.0
<b>Kick returns: #-Yards</b>	<b>9-268</b>	<b>14-267</b>
<b>Punt returns: #-Yards</b>	<b>8-55</b>	<b>10-67</b>
<b>Int returns: #-Yards</b>	<b>9-150</b>	<b>4-63</b>
<b>Kick return average</b>	<b>29.8</b>	<b>19.1</b>
<b>Punt return average</b>	<b>6.9</b>	<b>6.7</b>
<b>Int return average</b>	<b>16.7</b>	<b>15.8</b>
<b>Fumbles-Lost</b>	<b>7-4</b>	<b>8-3</b>
<b>Penalties-Yards</b>	<b>35-285</b>	<b>37-281</b>
Average per game	57.0	56.2
<b>Punts-Yards</b>	<b>29-1284</b>	<b>29-1275</b>
Average per punt	44.3	44.0
Net punt average	41.3	40.8
<b>Kickoffs-Yards</b>	<b>31-1850</b>	<b>27-1713</b>
Average per kick	59.7	63.4
Net kick average	38.4	37.2
<b>Time of possession / game</b>	<b>29:58</b>	<b>30:20</b>
<b>3rd-down conversion</b>	<b>29/81</b>	<b>21/75</b>
3rd-down pct	36%	28%
<b>4rd-down conversion</b>	<b>5/9</b>	<b>3/6</b>





**2021-22 Notre Dame Football  
Overall Team Statistics  
All games**

Page 2/2  
as of Oct 03, 2021

	<b>ND</b>	<b>OPP</b>
4rd-down pct	56%	50%
<b>Sacks by-Yards</b>	<b>15-96</b>	<b>23-127</b>
<b>Misc Yards</b>	<b>0</b>	<b>0</b>
<b>Touchdowns scored</b>	<b>19</b>	<b>13</b>
<b>Field goals - attempts</b>	<b>7-10</b>	<b>9-13</b>
<b>On-Side kicks</b>	<b>0-0</b>	<b>0-0</b>
<b>Red-zone scores</b>	<b>(9-11) 82%</b>	<b>(16-20) 80%</b>
<b>Red-zone touchdowns</b>	<b>(6-11) 55%</b>	<b>(8-20) 40%</b>
<b>PAT-attempts</b>	<b>(18-19) 95%</b>	<b>(11-14) 79%</b>
<b>Attendance</b>	<b>213972</b>	<b>68316</b>
Games / Avg per game	3/71324	1/68316
Neutral site games	-	1/59571

**Score by Periods**

<b>Team</b>	<b>1st</b>	<b>2nd</b>	<b>3rd</b>	<b>4th</b>	<b>OT</b>	<b>TOT</b>
Notre Dame	14	37	35	65	3	154
Opponents	19	34	23	41	0	117



**Rushing**

Player	gp	att	gain	loss	net	avg	td	lg	avg/g
Kyren Williams	5	77	315	26	289	3.8	3	51	57.8
Tyler Buchner	3	14	107	7	100	7.1	0	26	33.3
Chris Tyree	5	32	104	6	98	3.1	1	12	19.6
Avery Davis	5	1	8	0	8	8.0	0	8	1.6
Drew Pyne	2	6	18	24	-6	-1.0	0	11	-3.0
Jack Coan	5	32	48	122	-74	-2.3	0	11	-14.8
Team	5	6	0	11	-11	-1.8	0	0	-2.2
<b>Total</b>	<b>5</b>	<b>168</b>	<b>600</b>	<b>196</b>	<b>404</b>	<b>2.4</b>	<b>4</b>	<b>51</b>	<b>80.8</b>
<b>Opponents</b>	<b>5</b>	<b>161</b>	<b>733</b>	<b>133</b>	<b>600</b>	<b>3.7</b>	<b>5</b>	<b>89</b>	<b>120.0</b>

**Passing**

Player	gp	effic	comp-att-int	pct	yds	td	lg	avg/g
Jack Coan	5	138.1	91-150-3	60.7	1100	9	62	220.0
Drew Pyne	2	134.7	15-30-0	50.0	224	2	32	112.0
Tyler Buchner	3	180.9	3-6-1	50.0	78	1	55	26.0
<b>Total</b>	<b>5</b>	<b>138.9</b>	<b>109-186-4</b>	<b>58.6</b>	<b>1402</b>	<b>12</b>	<b>62</b>	<b>280.4</b>
<b>Opponents</b>	<b>5</b>	<b>116.0</b>	<b>107-186-9</b>	<b>57.5</b>	<b>1235</b>	<b>7</b>	<b>66</b>	<b>247.0</b>

**Receiving**

Player	gp	no.	yds	avg	td	lg	avg/g
Michael Mayer	5	32	360	11.3	3	41	72.0
Avery Davis	5	15	243	16.2	1	62	48.6
Kevin Austin	5	15	247	16.5	3	37	49.4
Kyren Williams	5	14	174	12.4	2	55	34.8
Braden Lenzy	5	13	177	13.6	1	32	35.4
Chris Tyree	5	13	117	9.0	1	55	23.4
Joe Wilkins	5	4	61	15.3	1	23	12.2
Lorenzo Styles Jr.	5	2	16	8.0	0	14	3.2
Deion Colzie	3	1	7	7.0	0	7	2.3
<b>Total</b>	<b>5</b>	<b>109</b>	<b>1402</b>	<b>12.9</b>	<b>12</b>	<b>62</b>	<b>280.4</b>
<b>Opponents</b>	<b>5</b>	<b>107</b>	<b>1235</b>	<b>11.5</b>	<b>7</b>	<b>66</b>	<b>247.0</b>

**Punt Returns**

Player	no.	yds	avg	td	lg
Kyren Williams	8	55	6.9	0	23
<b>Total</b>	<b>8</b>	<b>55</b>	<b>6.9</b>	<b>0</b>	<b>23</b>
<b>Opponents</b>	<b>10</b>	<b>67</b>	<b>6.7</b>	<b>0</b>	<b>17</b>

**Interceptions**

Player	no.	yds	avg	td	lg
Kyle Hamilton	3	0	0.0	0	0
Cam Hart	2	32	16.0	0	32
Drew White	1	48	48.0	1	48
DJ Brown	1	0	0.0	0	0
Jack Kiser	1	66	66.0	1	66
Clarence Lewis	1	4	4.0	0	4
<b>Total</b>	<b>9</b>	<b>150</b>	<b>16.7</b>	<b>2</b>	<b>66</b>
<b>Opponents</b>	<b>4</b>	<b>63</b>	<b>15.8</b>	<b>1</b>	<b>27</b>

**Kick Returns**

Player	no.	yds	avg	td	lg
Chris Tyree	9	268	29.8	1	96
<b>Total</b>	<b>9</b>	<b>268</b>	<b>29.8</b>	<b>1</b>	<b>96</b>
<b>Opponents</b>	<b>14</b>	<b>267</b>	<b>19.1</b>	<b>0</b>	<b>38</b>

**Fumble Returns**

Player	no.	yds	avg	td	lg
<b>Total</b>	<b>0</b>	<b>0</b>	<b>0.0</b>	<b>0</b>	<b>0</b>
<b>Opponents</b>	<b>0</b>	<b>0</b>	<b>0.0</b>	<b>0</b>	<b>0</b>



## Scoring

Player	td	fg	PAT				dxp	saf	pts
			kick	rush	rcv	pass			
Jonathan Doerer	-	7-10	17-18	-	-	-	-	-	38
Kyren Williams	5	-	-	-	1	-	-	-	32
Kevin Austin	3	-	-	-	-	-	-	-	18
Chris Tyree	3	-	-	-	-	-	-	-	18
Michael Mayer	3	-	-	-	-	-	-	-	18
Drew White	1	-	-	-	-	-	-	-	6
Avery Davis	1	-	-	-	-	1	-	-	6
Braden Lenzy	1	-	-	-	-	-	-	-	6
Jack Kiser	1	-	-	-	-	-	-	-	6
Joe Wilkins	1	-	-	-	-	-	-	-	6
<b>Total</b>	<b>19</b>	<b>7-10</b>	<b>17-18</b>	<b>0</b>	<b>1</b>	<b>1</b>	<b>0</b>	<b>0</b>	<b>154</b>
<b>Opponents</b>	<b>13</b>	<b>9-13</b>	<b>10-12</b>	<b>0</b>	<b>1</b>	<b>1</b>	<b>0</b>	<b>0</b>	<b>117</b>

## Field Goals

Player	fg	pct.	01-19	20-29	30-39	40-49	50-99	lg	blk
Jonathan Doerer	7-10	70.0	0-0	1-1	2-3	3-4	1-2	51	0
<b>Opponents</b>	<b>9-13</b>	<b>69.2</b>	<b>0-0</b>	<b>3-3</b>	<b>5-8</b>	<b>1-1</b>	<b>0-1</b>	<b>43</b>	<b>0</b>

## FG Sequence

Team Name	Notre Dame	Opponents
Florida St.	(48),(41)	(43),37
Toledo	55,(48)	(31),(32),(23)
Purdue	(28),45,(30)	(34),(34)
Wisconsin	39,(51),(37)	(37),(27),52

Numbers in (parentheses) indicate field goal was made

## All Purpose

Player	g	rush	rcv	pr	kr	ir	total	avg/g
Kyren Williams	5	289	174	55	0	0	518	103.6
Chris Tyree	5	98	117	0	268	0	483	96.6
Michael Mayer	5	0	360	0	0	0	360	72.0
Avery Davis	5	8	243	0	0	0	251	50.2
Kevin Austin	5	0	247	0	0	0	247	49.4
Braden Lenzy	5	0	177	0	0	0	177	35.4
Tyler Buchner	3	100	0	0	0	0	100	33.3
Jack Kiser	5	0	0	0	0	66	66	13.2
Joe Wilkins	5	0	61	0	0	0	61	12.2
Drew White	5	0	0	0	0	48	48	9.6
Cam Hart	5	0	0	0	0	32	32	6.4
Lorenzo Styles Jr.	5	0	16	0	0	0	16	3.2
Deion Colzie	3	0	7	0	0	0	7	2.3
Clarence Lewis	5	0	0	0	0	4	4	0.8
Drew Pyne	2	-6	0	0	0	0	-6	-3.0
Jack Coan	5	-74	0	0	0	0	-74	-14.8
Team	5	-11	0	0	0	0	-11	-2.2
<b>Total</b>	<b>5</b>	<b>404</b>	<b>1402</b>	<b>55</b>	<b>268</b>	<b>150</b>	<b>2279</b>	<b>455.8</b>
<b>Opponents</b>	<b>5</b>	<b>600</b>	<b>1235</b>	<b>67</b>	<b>267</b>	<b>63</b>	<b>2232</b>	<b>446.4</b>

## Total Offense

Player	g	plays	rush	pass	total	avg/g
Jack Coan	5	182	-74	1100	1026	205.2
Kyren Williams	5	77	289	0	289	57.8
Drew Pyne	2	36	-6	224	218	109.0
Tyler Buchner	3	20	100	78	178	59.3
Chris Tyree	5	32	98	0	98	19.6
Avery Davis	5	1	8	0	8	1.6
Team	5	0	-11	0	-11	-2.2
<b>Total</b>	<b>5</b>	<b>354</b>	<b>404</b>	<b>1402</b>	<b>1806</b>	<b>361.2</b>
<b>Opponents</b>	<b>5</b>	<b>347</b>	<b>600</b>	<b>1235</b>	<b>1835</b>	<b>367.0</b>

## Punting

Player	no.	yds	avg	lg	tb	fc	i20	50+	blk
Jay Bramblett	29	1284	44.3	72	1	12	11	6	0
<b>Total</b>	<b>29</b>	<b>1284</b>	<b>44.3</b>	<b>72</b>	<b>1</b>	<b>12</b>	<b>11</b>	<b>6</b>	<b>0</b>
<b>Opponents</b>	<b>29</b>	<b>1275</b>	<b>44.0</b>	<b>68</b>	<b>3</b>	<b>8</b>	<b>8</b>	<b>7</b>	<b>0</b>

## Kickoffs

Player	no.	yds	avg	tb	ob	retn	net	ydln
Jonathan Doerer	31	1850	59.7	15	0			
<b>Total</b>	<b>31</b>	<b>1850</b>	<b>59.7</b>	<b>15</b>	<b>0</b>	<b>14</b>	<b>38.4</b>	<b>26</b>
<b>Opponents</b>	<b>27</b>	<b>1713</b>	<b>63.4</b>	<b>14</b>	<b>1</b>	<b>8</b>	<b>37.2</b>	<b>27</b>



The Automated ScoreBook  
 Notre Dame Overall Defensive Statistics (as of Oct 03, 2021)  
 All games

##	Defensive Leaders	gp-gs	Tackles				Sacks no-yds	Pass defense			Fumbles		blkd	
			ua	a	tot	tfl/yds		int-yds	brup	qbh	rcv-yds	ff	kick	saf
2B	Bertrand,JD	5-5	31	17	48	4.5-18	1.5-13	.	.	3	1-0	.	.	
1H	Hamilton,Kyle	5-5	17	10	27	2.0-5	.	3-0	3	.	.	.	.	
57	Ademilola,Jayso	5-5	13	9	22	3.5-10	1.5-7	.	2	3	.	1	.	
7F	Foskey,Isaiah	5-5	13	8	21	3.5-45	3.5-35	.	1	3	1-0	1	.	
40	White,Drew	5-5	13	8	21	.	.	1-48	1	1	.	.	.	
1P	Pryor,Isaiah	5-3	11	9	20	1.0-2	.	.	.	2	.	.	.	
5H	Hart,Cam	5-4	10	10	20	2.0-7	.	2-32	4	.	.	.	.	
2K	Kiser,Jack	5-2	10	9	19	.	.	1-66	3	1	.	.	.	
9	Ademilola,Justi	5-0	10	7	17	2.0-6	2.0-6	.	.	3	.	.	.	
3G	Griffith,Housto	5-4	10	6	16	.	.	.	.	1	.	.	.	
2D	Brown,DJ	4-0	6	7	13	1.0-2	.	1-0	1	.	.	.	.	
6	Lewis,Clarence	5-5	9	3	12	.	.	1-0	2	.	0-4	.	.	
5B	Bauer,Bo	5-0	6	6	12	.	.	.	2	1	.	.	.	
95	Tagovailoa-Amos	5-5	5	5	10	2.5-12	2.5-10	.	.	3	.	1	.	
2T	Bracy,TaRiq	5-1	7	2	9	.	.	.	1	.	.	.	.	
5C	Cross III,Howar	5-2	3	5	8	1.0-4	.	.	.	4	.	.	.	
5L	Lacey,Jacob	5-0	4	1	5	1.0-1	.	.	.	.	.	.	.	
41	Hinish,Kurt	3-3	2	3	5	1.0-3	1.0-3	.	.	.	.	.	.	
31	Osafo-Mensah,Na	4-0	1	3	4	1.0-7	1.0-7	.	.	2	.	.	.	
2W	Walters,Justin	2-0	3	.	3	.	.	.	.	.	.	.	.	
99	Mills,Rylie	4-0	2	1	3	1.0-5	1.0-5	.	.	1	.	.	.	
4S	Sibley,Adam	4-0	1	2	3	.	.	.	.	.	.	.	.	
39	Doerer,Jonathan	5-0	2	.	2	.	.	.	.	.	.	.	.	
65	Vinson,Michael	5-0	.	1	1	.	.	.	.	.	.	.	.	
73	Kristofic,Andre	4-0	1	.	1	.	.	.	.	.	.	.	.	
3K	Kollie,Prince	1-0	1	.	1	.	.	.	.	.	.	.	.	
87	Mayer,Michael	5-5	1	.	1	.	.	.	.	.	.	.	.	
17	Coan,Jack	5-5	1	.	1	.	.	.	.	.	.	.	.	
0	Lenzy,Braden	5-3	1	.	1	.	.	.	.	.	.	.	.	
3V	Velotta,Chris	2-0	1	.	1	.	.	.	.	.	.	.	.	
1J	Botelho,Jordan	2-1	1	.	1	.	.	.	.	2	.	.	.	
Total		5	196	132	328	27-127	15-86	9-146	20	30	2-4	3	.	
Opponents		5	207	96	303	39-181	22-112	4-63	24	14	3-2	4	.	



2021-22 Notre Dame Football  
Team Game-by-Game  
All games

Page 1/1  
as of Oct 03, 2021

Date	Opponent	Rushing				Receiving				Passing				Kick Returns				Punt Returns				tot off
		no.	yds	td	lg	no.	yds	td	lg	cmp-att-int	yds	td	lg	no.	yds	td	lg	no.	yds	td	lg	
09/05/2021	at Florida St.	35	65	1	12	26	366	4	55	26-35-1	366	4	55	0	0	0	0	1	4	0	4	431
09/11/2021	Toledo	39	132	1	43	24	317	3	55	24-36-1	317	3	55	1	19	0	19	0	0	0	0	449
09/18/2021	Purdue	34	120	1	51	15	223	2	62	15-32-0	223	2	62	0	0	0	0	2	30	0	23	343
09/25/2021	vs Wisconsin	32	3	0	8	21	239	2	36	21-37-0	239	2	36	3	132	1	96	3	20	0	10	242
10/02/2021	Cincinnati	28	84	1	16	23	257	1	32	23-46-2	257	1	32	5	117	0	30	2	1	0	6	341
<b>Notre Dame</b>		<b>168</b>	<b>404</b>	<b>4</b>	<b>51</b>	<b>109</b>	<b>1402</b>	<b>12</b>	<b>62</b>	<b>109-186-4</b>	<b>1402</b>	<b>12</b>	<b>62</b>	<b>9</b>	<b>268</b>	<b>1</b>	<b>96</b>	<b>8</b>	<b>55</b>	<b>0</b>	<b>23</b>	<b>1806</b>
<b>Opponents</b>		<b>161</b>	<b>600</b>	<b>5</b>	<b>89</b>	<b>107</b>	<b>1235</b>	<b>7</b>	<b>66</b>	<b>107-186-9</b>	<b>1235</b>	<b>7</b>	<b>66</b>	<b>14</b>	<b>267</b>	<b>0</b>	<b>38</b>	<b>10</b>	<b>67</b>	<b>0</b>	<b>17</b>	<b>1835</b>

## Notre Dame Averages

Games	Avg/ rush	Avg/ catch	Pass effc	KR avg	PR avg	All purpose avg/game	Total offense avg/game
5	2.4	12.9	138.9	29.8	6.9	455.8	361.2

Date	Opponent	Tackles				Sacks	Fumble	Pass Defense			blkd	PAT attempts			off			
		ua	a	total	tfl-yds	no-yds	ff	fr-yds	int-yds	qbh	brup	kick	kick	rush	rcv	saf	t/o	pts
09/05/2021	at Florida St.	36	40	76	8.0-43	5-34	0	0-0	3-4	8	1	0	5-5	0	0	0	21	41
09/11/2021	Toledo	40	18	58	12.0-36	5-25	1	1-0	0-0	4	6	0	3-3	0	1	0	0	32
09/18/2021	Purdue	43	42	85	5.0-29	3-24	0	1-0	2-0	8	7	0	3-3	0	0	0	0	27
09/25/2021	vs Wisconsin	45	8	53	4.0-8	1-3	1	1-0	4-146	5	2	0	5-5	0	0	0	31	41
10/02/2021	Cincinnati	34	24	58	3.0-15	1-10	1	1-0	0-0	5	4	0	1-2	0	0	0	7	13
<b>Notre Dame</b>		<b>198</b>	<b>132</b>	<b>330</b>	<b>32.0-131</b>	<b>15-96</b>	<b>3</b>	<b>4-0</b>	<b>9-150</b>	<b>30</b>	<b>20</b>	<b>0</b>	<b>17-18</b>	<b>0</b>	<b>1</b>	<b>0</b>	<b>59</b>	<b>154</b>
<b>Opponents</b>		<b>209</b>	<b>98</b>	<b>307</b>	<b>47.0-178</b>	<b>23-127</b>	<b>5</b>	<b>4-0</b>	<b>4-63</b>	<b>14</b>	<b>24</b>	<b>0</b>	<b>10-12</b>	<b>0</b>	<b>1</b>	<b>0</b>	<b>27</b>	<b>117</b>

Date	Opponent	Punting										Field Goals			Kickoffs			
		no.	yds	avg	long	blkd	tb	fc	50+	i20	md-att	long	blkd	no.	yds	avg	tb	ob
09/05/2021	at Florida St.	6	236	39.3	50	0	0	5	1	3	2-2	48	0	7	450	64.3	4	0
09/11/2021	Toledo	3	148	49.3	58	0	0	2	1	1	1-2	48	0	6	381	63.5	3	0
09/18/2021	Purdue	7	298	42.6	52	0	0	1	1	2	2-3	30	0	7	381	54.4	3	0
09/25/2021	vs Wisconsin	7	324	46.3	72	0	0	2	2	3	2-3	51	0	8	443	55.4	2	0
10/02/2021	Cincinnati	6	278	46.3	52	0	1	2	1	2	0-0	0	0	3	195	65.0	3	0
<b>Notre Dame</b>		<b>29</b>	<b>1284</b>	<b>44.3</b>	<b>72</b>	<b>0</b>	<b>1</b>	<b>12</b>	<b>6</b>	<b>11</b>	<b>7-10</b>	<b>51</b>	<b>0</b>	<b>31</b>	<b>1850</b>	<b>59.7</b>	<b>15</b>	<b>0</b>
<b>Opponents</b>		<b>29</b>	<b>1275</b>	<b>44.0</b>	<b>68</b>	<b>0</b>	<b>3</b>	<b>8</b>	<b>7</b>	<b>8</b>	<b>9-13</b>	<b>43</b>	<b>0</b>	<b>27</b>	<b>1713</b>	<b>63.4</b>	<b>14</b>	<b>1</b>



The Automated ScoreBook  
 Notre Dame Opponent Game-by-Game (as of Oct 03, 2021)  
 All games

OPPONENT STATISTICS

Date	Opponent	Rushing				Receiving				Passing				Kick Returns				Punt Returns				tot off		
		no.	yds	td	lg	no.	yds	td	lg	cmp	att	int	yds	td	lg	no.	yds	td	lg	no.	yds		td	lg
Sep 05	at Florida St.	48	264	3	89	14	178	2	60	14	26	3	178	2	60	3	72	0	33	0	0	0	0	442
Sep 11	TOLEDO	30	124	1	67	20	229	1	66	20	33	0	229	1	66	3	58	0	38	0	0	0	0	353
Sep 18	PURDUE	25	57	0	31	36	291	1	32	36	54	2	291	1	32	3	50	0	22	5	34	0	15	348
Sep 25	at Wisconsin	28	78	0	10	18	240	1	43	18	41	4	240	1	43	5	87	0	33	3	16	0	6	318
Oct 02	CINCINNATI	30	93	1	16	19	297	2	45	19	32	0	297	2	45	0	0	0	0	2	17	0	17	390
Notre Dame		161	616	5	89	107	1235	7	66	107	186	9	1235	7	66	14	267	0	38	10	67	0	17	1851
Notre Dame		168	404	4	51	109	1402	12	62	109	186	4	1402	12	62	7	238	1	96	8	55	0	23	1806

Games: 5 • Avg/rush: 3.8 • Avg/catch: 11.5 • Pass effic: 116.04 • KR avg: 19.1 • PR avg: 6.7 • All purpose avg/game: 444.2 • Total offense :

Date	Opponent	Tackles				Sacks		Fumble		Pass Defense			blkd kick	PAT Attempts			off	
		ua	a	total	tfl-yds	no	yds	ff	fr-yds	int-yds	qbh	brup		kick	rush	rcv	saf	t/o
Sep 0	at Florida St.	34	36	70	9.0-26	4.0-16	0	0-0	1-5	0	2	0	3-4	0	1	0	0	38
Sep 1	TOLEDO	50	14	64	11.0-54	6.0-37	2	2-2	1-27	6	5	0	2-2	0	0	0	17	29
Sep 1	PURDUE	36	12	48	7.0-30	4.0-26	0	0-0	0-0	1	4	0	1-1	0	0	0	13	
Sep 2	at Wisconsin	44	14	58	12.0-46	6.0-33	2	1-0	0-0	3	5	0	1-1	0	0	0	3	13
Oct 02	CINCINNATI	44	20	64	7.0-25	2.0-15	0	1-27	2-4	4	8	0	3-3	0	0	0	10	24
Notre Dame		208	96	304	46.0-181	22.0-127	4	4-29	4-36	14	24	0	10-11	0	1	0	30	117
Notre Dame		196	132	328	29.0-127	15.0-96	3	3-32	9-146	30	20	0	17-18	0	1	0	59	154

Date	Opponent	Punting							Field Goals			Kickoffs						
		no.	yds	avg	long	blkd	tb	fc	50+	i20	md-att	long	blkd	no.	yds	avg	tb	ob
Sep 0	at Florida St.	4	171	42.8	53	0	0	3	1	1	1-2	43	0	7	355	50.7	3	0
Sep 1	TOLEDO	7	318	45.4	68	0	1	2	2	4	3-3	32	0	7	451	64.4	6	0
Sep 1	PURDUE	7	268	38.3	56	0	0	1	1	2	2-2	34	0	4	256	64.0	3	1
Sep 2	at Wisconsin	6	299	49.8	62	0	1	0	2	1	2-3	37	0	4	250	62.5	1	0
Oct 02	CINCINNATI	5	215	43.0	47	0	1	2	0	0	1-3	23	0	5	312	62.4	1	0
Notre Dame		29	1271	43.8	68	0	3	8	6	8	9-13	43	0	27	1624	60.1	14	1
Notre Dame		29	1269	43.8	72	0	1	12	6	11	7-10	51	0	30	1832	61.1	15	0



2021-22 Notre Dame Football  
Red-Zone Results  
All games

Page 1/1  
as of Oct 03, 2021

Notre Dame Inside Opponent Red-Zone

Date	Opponent	Score	Times In RZ	Times Scored	Total Pts	Total TDs	Rush TDs	Pass TDs	FGs Made	Failed to score inside RZ					
										FGA	Down	Int	Fumb	Half	Game
09/05/2021	at Florida St.	W 41-38	2	2	14	2	1	1	0	0	0	0	0	0	0
09/11/2021	Toledo	W 32-29	2	2	15	2	0	2	0	0	0	0	0	0	0
09/18/2021	Purdue	W 27-13	2	2	6	0	0	0	2	2	0	0	0	0	0
09/25/2021	vs Wisconsin	W 41-13	3	2	10	1	0	1	1	2	0	0	0	0	0
10/02/2021	Cincinnati	L 13-24	2	1	7	1	1	0	0	0	0	1	0	0	0
<b>Totals 9 of 11 (81.8%)</b>			<b>11</b>	<b>9</b>	<b>52</b>	<b>6</b>	<b>2</b>	<b>4</b>	<b>3</b>	<b>4</b>	<b>0</b>	<b>1</b>	<b>0</b>	<b>0</b>	<b>0</b>

Opponents Inside Notre Dame Red-Zone

Date	Opponent	Score	Times In RZ	Times Scored	Total Pts	Total TDs	Rush TDs	Pass TDs	FGs Made	Failed to score inside RZ					
										FGA	Down	Int	Fumb	Half	Game
09/05/2021	Florida St.	W 41-38	4	3	22	3	2	1	0	1	0	0	0	0	0
09/11/2021	Toledo	W 32-29	4	4	15	1	0	1	3	3	0	0	0	0	0
09/18/2021	Purdue	W 27-13	4	3	13	1	0	1	2	2	0	1	0	0	0
09/25/2021	Wisconsin	W 41-13	3	3	13	1	0	1	2	2	0	0	0	0	0
10/02/2021	Cincinnati	L 13-24	5	3	17	2	1	1	1	3	0	0	0	0	0
<b>Totals 16 of 20 (80.0%)</b>			<b>20</b>	<b>16</b>	<b>80</b>	<b>8</b>	<b>3</b>	<b>5</b>	<b>8</b>	<b>11</b>	<b>0</b>	<b>1</b>	<b>0</b>	<b>0</b>	<b>0</b>





2021-22 Notre Dame Football  
By Quarter Statistics  
All games

Page 1/1  
as of Oct 03, 2021

## 3rd-Down Conversions

Date	Opponent	Score	Overall	1st Qtr	2nd Qtr	3rd Qtr	4th Qtr	Overtime
09/05/2021	at Florida St.	Wot1 41-38	6-17 35.3	0-4 0.0	2-5 40.0	3-3 100.0	1-4 25.0	0-1 0.0
09/11/2021	Toledo	W 32-29	8-14 57.1	2-4 50.0	0-1 0.0	4-6 66.7	2-3 66.7	0-0 0.0
09/18/2021	Purdue	W 27-13	4-17 23.5	0-3 0.0	2-7 28.6	1-2 50.0	1-5 20.0	0-0 0.0
09/25/2021	vs Wisconsin	W 41-13	5-16 31.3	2-5 40.0	2-5 40.0	0-3 0.0	1-3 33.3	0-0 0.0
10/02/2021	Cincinnati	L 13-24	6-17 35.3	1-4 25.0	2-6 33.3	0-1 0.0	3-6 50.0	0-0 0.0
<b>Notre Dame</b>			<b>29-81 35.8</b>	<b>5-20 25.0</b>	<b>8-24 33.3</b>	<b>8-15 53.3</b>	<b>8-21 38.1</b>	<b>0-1 0.0</b>
<b>Opponents</b>			<b>21-75 28.0</b>	<b>6-19 31.6</b>	<b>4-19 21.1</b>	<b>3-15 20.0</b>	<b>8-21 38.1</b>	<b>0-1 0.0</b>

## 4th-Down Conversions

Date	Opponent	Score	Overall	1st Qtr	2nd Qtr	3rd Qtr	4th Qtr	Overtime
09/05/2021	at Florida St.	Wot1 41-38	1-2 50.0	1-2 50.0	0-0 0.0	0-0 0.0	0-0 0.0	0-0 0.0
09/11/2021	Toledo	W 32-29	0-1 0.0	0-0 0.0	0-1 0.0	0-0 0.0	0-0 0.0	0-0 0.0
09/18/2021	Purdue	W 27-13	1-1 100.0	0-0 0.0	1-1 100.0	0-0 0.0	0-0 0.0	0-0 0.0
09/25/2021	vs Wisconsin	W 41-13	1-1 100.0	0-0 0.0	1-1 100.0	0-0 0.0	0-0 0.0	0-0 0.0
10/02/2021	Cincinnati	L 13-24	2-4 50.0	1-1 100.0	0-0 0.0	0-1 0.0	1-2 50.0	0-0 0.0
<b>Notre Dame</b>			<b>5-9 55.6</b>	<b>2-3 66.7</b>	<b>2-3 66.7</b>	<b>0-1 0.0</b>	<b>1-2 50.0</b>	<b>0-0 0.0</b>
<b>Opponents</b>			<b>3-6 50.0</b>	<b>0-2 0.0</b>	<b>0-0 0.0</b>	<b>2-3 66.7</b>	<b>1-1 100.0</b>	<b>0-0 0.0</b>

## Time of Possession

Date	Opponent	Score	Overall	1st Qtr	2nd Qtr	3rd Qtr	4th Qtr	Overtime
09/05/2021	at Florida St.	Wot1 41-38	30:41	09:06	09:12	06:59	05:24	00:00
09/11/2021	Toledo	W 32-29	29:56	07:19	05:27	05:37	11:33	00:00
09/18/2021	Purdue	W 27-13	25:49	03:51	09:43	03:17	08:58	00:00
09/25/2021	vs Wisconsin	W 41-13	31:36	08:57	10:44	05:19	06:36	00:00
10/02/2021	Cincinnati	L 13-24	31:50	10:08	09:16	05:58	06:28	00:00
<b>Notre Dame</b>			<b>Total 149:52</b>	<b>39:21</b>	<b>44:22</b>	<b>27:10</b>	<b>38:59</b>	<b>00:00</b>
			<b>Avg. 29:58</b>	<b>07:52</b>	<b>08:52</b>	<b>05:26</b>	<b>07:48</b>	<b>00:00</b>
<b>Opponents</b>			<b>Total 151:38</b>	<b>30:58</b>	<b>35:24</b>	<b>35:40</b>	<b>49:36</b>	<b>00:00</b>
			<b>Avg. 30:20</b>	<b>06:12</b>	<b>07:05</b>	<b>07:08</b>	<b>09:55</b>	<b>00:00</b>



## NOTRE DAME 20+ YARD PLAYS

YARDS	TYPE	PLAYER(S)	OPPONENT
96*	KR	Chris Tyree	Wisconsin
62*	Pass	Jack Coan to Avery Davis	Purdue
55*	Pass	Tyler Buchner to Chris Tyree	Toledo
55	Pass	Jack Coan to Kyren Williams	Florida State
51*	Rush	Kyren Williams	Purdue
43*	Rush	Kyren Williams	Toledo
41*	Pass	Jack Coan to Michael Mayer	Florida State
39*	Pass	Jack Coan to Kyren Williams	Purdue
37*	Pass	Jack Coan to Kevin Austin Jr.	Florida State
36*	Pass	Jack Coan to Kevin Austin Jr.	Wisconsin
34	Pass	Jack Coan to Kevin Austin Jr.	Toledo
32*	Pass	Drew Pyne to Braden Lenzy	Cincinnati
29	Pass	Jack Coan to Kevin Austin Jr.	Florida State
28	Pass	Jack Coan to Michael Mayer	Toledo
26	Rush	Tyler Buchner	Toledo
25	Pass	Jack Coan to Michael Mayer	Florida State
24	Pass	Jack Coan to Braden Lenzy	Florida State
23*	Pass	Jack Coan to Joe Wilkins Jr.	Florida State
22	Pass	Drew Pyne to Michael Mayer	Wisconsin
22	Pass	Jack Coan to Michael Mayer	Florida State
20	Pass	Drew Pyne to Michael Mayer	Cincinnati
20	Pass	Jack Coan to Michael Mayer	Cincinnati
20	Pass	Jack Coan to Avery Davis	Wisconsin
20	Rush	Tyler Buchner	Purdue
20	Pass	Jack Coan to Avery Davis	Purdue

\* Touchdown play



## OPPONENT 20+ YARD PLAYS

YARDS	TYPE	PLAYER(S)	ND OPPONENT
89*	Rush	Jashaun Corbin	Florida State
66	Pass	Carter Bradley to Devin Maddox	Toledo
60	Pass	Jordan Travis to Ja'Khi Douglas	Florida State
45	Pass	Desmond Ridder to Alec Pierce	Cincinnati
44	Pass	Desmond Ridder to Alec Pierce	Cincinnati
43	Pass	Graham Mertz to Clay Cundiff	Wisconsin
35	Pass	Graham Mertz to Chez Mellusi	Wisconsin
32	Pass	Jack Plummer to David Bell	Purdue
31	Rush	King Doerue	Purdue
27	Pass	Desmond Ridder to Tre Tucker	Cincinnati
27	Pass	Desmond Ridder to Leonard Taylor	Cincinnati
27	Pass	Aidan O'Connell to Jackson Anthrop	Purdue
26*	Rush	Dequan Finn	Toledo
25	Rush	Jordan Travis	Florida State
23	Pass	Carter Bradley to Devin Maddox	Toledo
22	Pass	Desmond Ridder to Alec Pierce	Cincinnati
22	Pass	Graham Mertz to Kendric Pryor	Wisconsin
22	Pass	Jack Plummer to Jackson Anthrop	Purdue
22	Pass	McKenzie Milton to Ja'Khi Douglas	Florida State
21	Pass	Jordan Travis to Malik McClain	Florida State
20	Rush	Lawrence Toafli	Florida State

\* Touchdown play

**NOTRE DAME INDIVIDUAL GAME HIGHS**
**Notre Dame - Individual Game Highs**

<b>RUSHES</b>	18	Kyren Williams vs Wisconsin (N) (09/25/2021)
	18	Kyren Williams at Florida St. (09/05/2021)
<b>YARDS RUSHING</b>	91	Kyren Williams vs Purdue (09/18/2021)
<b>TD RUSHES</b>	1	Kyren Williams vs Cincinnati (10/02/2021)
	1	Kyren Williams vs Purdue (09/18/2021)
	1	Kyren Williams vs Toledo (09/11/2021)
	1	Chris Tyree at Florida St. (09/05/2021)
<b>LONG RUSH</b>	51	Kyren Williams vs Purdue (09/18/2021)
<b>PASS ATTEMPTS</b>	35	Jack Coan at Florida St. (09/05/2021)
<b>PASS COMPLETIONS</b>	26	Jack Coan at Florida St. (09/05/2021)
<b>YARDS PASSING</b>	366	Jack Coan at Florida St. (09/05/2021)
<b>TD PASSES</b>	4	Jack Coan at Florida St. (09/05/2021)
<b>LONG PASS</b>	62	Jack Coan vs Purdue (09/18/2021)
<b>RECEPTIONS</b>	9	Michael Mayer at Florida St. (09/05/2021)
<b>YARDS RECEIVING</b>	120	Avery Davis vs Purdue (09/18/2021)
	120	Michael Mayer at Florida St. (09/05/2021)
<b>TD RECEPTIONS</b>	2	Kevin Austin vs Wisconsin (N) (09/25/2021)
	2	Michael Mayer vs Toledo (09/11/2021)
<b>LONG RECEPTION</b>	62	Avery Davis vs Purdue (09/18/2021)
<b>PUNTS</b>	7	Jay Bramblett vs Wisconsin (N) (09/25/2021)
	7	Jay Bramblett vs Purdue (09/18/2021)
<b>PUNTING AVG</b>	49.3	Jay Bramblett vs Toledo (09/11/2021)
<b>LONG PUNT</b>	72	Jay Bramblett vs Wisconsin (N) (09/25/2021)
<b>PUNTS INSIDE 20</b>	3	Jay Bramblett vs Wisconsin (N) (09/25/2021)
	3	Jay Bramblett at Florida St. (09/05/2021)
<b>LONG PUNT RETURN</b>	23	Kyren Williams vs Purdue (09/18/2021)
<b>LONG KICKOFF RETURN</b>	96	Chris Tyree vs Wisconsin (N) (09/25/2021)
<b>TACKLES</b>	12	JD Bertrand vs Purdue (09/18/2021)
	12	JD Bertrand at Florida St. (09/05/2021)
<b>SACKS</b>	2	Myron Tagovailoa-Amosa vs Toledo (09/11/2021)
	2	Isaiah Foskey at Florida St. (09/05/2021)
<b>TACKLES FOR LOSS</b>	3	JD Bertrand vs Toledo (09/11/2021)

**OPPONENT INDIVIDUAL GAME HIGHS**
**Opponent - Individual Game Highs**

<b>RUSHES</b>	20	Bryant Koback vs Toledo (09/11/2021)
<b>YARDS RUSHING</b>	144	Jashaun Corbin at Florida St. (09/05/2021)
<b>TD RUSHES</b>	1	Desmond Ridder vs Cincinnati (10/02/2021)
	1	Dequan Finn vs Toledo (09/11/2021)
	1	Jashaun Corbin at Florida St. (09/05/2021)
	1	Treshawn Ward at Florida St. (09/05/2021)
	1	Jordan Travis at Florida St. (09/05/2021)
<b>LONG RUSH</b>	89	Jashaun Corbin at Florida St. (09/05/2021)
<b>PASS ATTEMPTS</b>	41	Graham Mertz vs Wisconsin (N) (09/25/2021)
<b>PASS COMPLETIONS</b>	25	Jack Plummer vs Purdue (09/18/2021)
<b>YARDS PASSING</b>	297	Desmond Ridder vs Cincinnati (10/02/2021)
<b>TD PASSES</b>	2	Desmond Ridder vs Cincinnati (10/02/2021)
	2	Jordan Travis at Florida St. (09/05/2021)
<b>LONG PASS</b>	66	Carter Bradley vs Toledo (09/11/2021)
<b>RECEPTIONS</b>	9	Devin Maddox vs Toledo (09/11/2021)
<b>YARDS RECEIVING</b>	144	Alec Pierce vs Cincinnati (10/02/2021)
<b>TD RECEPTIONS</b>	1	Leonard Taylor vs Cincinnati (10/02/2021)
	1	Tre Tucker vs Cincinnati (10/02/2021)
	1	Kendric Pryor vs Wisconsin (N) (09/25/2021)
	1	Milton Wright vs Purdue (09/18/2021)
	1	Bryant Koback vs Toledo (09/11/2021)
	1	Ja'Khi Douglas at Florida St. (09/05/2021)
	1	Andrew Parchment at Florida St. (09/05/2021)
<b>LONG RECEPTION</b>	66	Devin Maddox vs Toledo (09/11/2021)
<b>FIELD GOALS</b>	3	Thomas Cluckey vs Toledo (09/11/2021)
<b>LONG FIELD GOALS</b>	43	Ryan Fitzgerald at Florida St. (09/05/2021)
<b>PUNTS</b>	7	Bailey Flint vs Toledo (09/11/2021)
<b>PUNTING AVG</b>	49.8	Andy Vujnovich vs Wisconsin (N) (09/25/2021)
<b>LONG PUNT</b>	68	Bailey Flint vs Toledo (09/11/2021)
<b>PUNTS INSIDE 20</b>	4	Bailey Flint vs Toledo (09/11/2021)
<b>LONG PUNT RETURN</b>	17	Ryan Montgomery vs Cincinnati (10/02/2021)
<b>LONG KICKOFF RETURN</b>	38	Bryce Mitchell vs Toledo (09/11/2021)
<b>TACKLES</b>	11	Dyontae Johnson vs Toledo (09/11/2021)
<b>SACKS</b>	2	Nick Herbig vs Wisconsin (N) (09/25/2021)
	2	Terrance Taylor vs Toledo (09/11/2021)
<b>TACKLES FOR LOSS</b>	3	Terrance Taylor vs Toledo (09/11/2021)
<b>INTERCEPTIONS</b>	1	Ahmad Gardner vs Cincinnati (10/02/2021)
	1	Deshawn Pace vs Cincinnati (10/02/2021)
	1	Chris McDonald Jr. vs Toledo (09/11/2021)
	1	Travis Jay at Florida St. (09/05/2021)

**NOTRE DAME TEAM GAME HIGHS**
**Notre Dame - Game Highs**

<b>RUSHES</b>	39	Toledo (09/11/2021)
<b>YARDS RUSHING</b>	132	Toledo (09/11/2021)
<b>YARDS PER RUSH</b>	3.5	Purdue (09/18/2021)
<b>TD RUSHES</b>	1	Cincinnati (10/02/2021)
	1	Purdue (09/18/2021)
	1	Toledo (09/11/2021)
	1	at Florida St. (09/05/2021)
<b>PASS ATTEMPTS</b>	46	Cincinnati (10/02/2021)
<b>PASS COMPLETIONS</b>	26	at Florida St. (09/05/2021)
<b>YARDS PASSING</b>	366	at Florida St. (09/05/2021)
<b>YARDS PER PASS</b>	10.5	at Florida St. (09/05/2021)
<b>TD PASSES</b>	4	at Florida St. (09/05/2021)
<b>TOTAL PLAYS</b>	75	Toledo (09/11/2021)
<b>TOTAL OFFENSE</b>	449	Toledo (09/11/2021)
<b>YARDS PER PLAY</b>	6.2	at Florida St. (09/05/2021)
<b>POINTS</b>	41	vs Wisconsin (N) (09/25/2021)
	41	at Florida St. (09/05/2021)
<b>SACKS BY</b>	5	Toledo (09/11/2021)
	5	at Florida St. (09/05/2021)
<b>FIRST DOWNS</b>	27	Toledo (09/11/2021)
<b>PENALTIES</b>	11	vs Wisconsin (N) (09/25/2021)
<b>PENALTY YARDS</b>	93	vs Wisconsin (N) (09/25/2021)
<b>TURNOVERS</b>	3	Cincinnati (10/02/2021)
	3	Toledo (09/11/2021)
<b>PUNTS</b>	7	Purdue (09/18/2021)
	7	vs Wisconsin (N) (09/25/2021)
<b>PUNTING AVG</b>	49.3	Toledo (09/11/2021)
<b>LONG PUNT</b>	72	vs Wisconsin (N) (09/25/2021)
<b>PUNTS INSIDE 20</b>	3	vs Wisconsin (N) (09/25/2021)
	3	at Florida St. (09/05/2021)
<b>LONG PUNT RETURN</b>	23	Purdue (09/18/2021)

**OPPONENT TEAM GAME HIGHS**
**Opponent - Game Highs**

<b>RUSHES</b>	48	at Florida St. (09/05/2021)
<b>YARDS RUSHING</b>	264	at Florida St. (09/05/2021)
<b>YARDS PER RUSH</b>	5.5	at Florida St. (09/05/2021)
<b>TD RUSHES</b>	3	at Florida St. (09/05/2021)
<b>PASS ATTEMPTS</b>	54	Purdue (09/18/2021)
<b>PASS COMPLETIONS</b>	36	Purdue (09/18/2021)
<b>YARDS PASSING</b>	297	Cincinnati (10/02/2021)
<b>YARDS PER PASS</b>	9.3	Cincinnati (10/02/2021)
<b>TD PASSES</b>	2	Cincinnati (10/02/2021)
	2	at Florida St. (09/05/2021)
<b>TOTAL PLAYS</b>	79	Purdue (09/18/2021)
<b>TOTAL OFFENSE</b>	442	at Florida St. (09/05/2021)
<b>YARDS PER PLAY</b>	6.1	Cincinnati (10/02/2021)
<b>POINTS</b>	38	at Florida St. (09/05/2021)
<b>SACKS BY</b>	6	vs Wisconsin (N) (09/25/2021)
	6	Toledo (09/11/2021)
<b>FIRST DOWNS</b>	19	Purdue (09/18/2021)
	19	at Florida St. (09/05/2021)
<b>PENALTIES</b>	11	Toledo (09/11/2021)
<b>PENALTY YARDS</b>	99	Toledo (09/11/2021)
<b>TURNOVERS</b>	5	vs Wisconsin (N) (09/25/2021)
<b>PUNTS</b>	7	Purdue (09/18/2021)
	7	Toledo (09/11/2021)
<b>PUNTING AVG</b>	49.8	vs Wisconsin (N) (09/25/2021)
<b>LONG PUNT</b>	68	Toledo (09/11/2021)
<b>PUNTS INSIDE 20</b>	4	Toledo (09/11/2021)
<b>LONG PUNT RETURN</b>	17	Cincinnati (10/02/2021)



### 57 JAYSON ADEMILOLA

**DL • 6-3, 280 lbs • Senior/Senior**  
Jackson, NJ (St. Peter's Prep)

#### ADEMILOLA'S CAREER HIGHS

**Tackles:** 5, at Duke (2019)  
**Tackles-for-Loss:** 2.0, vs. Wisconsin (2021)  
**Sacks:** 1.0, vs. Wisconsin (2021)  
**Forced Fumbles:** N/A  
**Fumble Recoveries:** N/A

#### ADEMILOLA'S CAREER STATISTICS

TACKLES	g	ua	a	total	tfl	pd	ff	fr	blk	qbh
2018	12	11	8	19	1.5-5	0	0	0	0	1
2019	11	9	16	25	4.0-12	1	0	0	0	2
2020	8	4	7	11	1.5-12	0	0	0	0	4
2021	5	13	9	22	3.5-10	2	1	0	0	3
TOTAL	36	37	40	77	10.5-39	3	1	0	0	10

SACKS	g	ua	a	total	yards
2018	12	0	1	0.5	3
2019	11	0	0	0.0	0
2020	8	0	1	0.5	4
2021	5	1	1	1.5	7
TOTAL	36	1	3	2.5	14



### 9 JUSTIN ADEMILOLA

**DL • 6-1 3/4, 255 lbs • Senior/Junior**  
Jackson, NJ (St. Peter's Prep)

#### ADEMILOLA'S CAREER HIGHS

**Tackles:** 5, at Florida State (2021)  
**Tackles-for-Loss:** 1.5, at North Carolina (2020)  
**Sacks:** 1.0, (3x), MR vs. Purdue (2021)  
**Forced Fumbles:** N/A  
**Fumble Recoveries:** N/A

#### ADEMILOLA'S CAREER STATISTICS

TACKLES	g	ua	a	total	tfl	pd	ff	fr	blk	qbh
2018	4	6	3	9	0.0-0	0	0	0	0	0
2019	8	6	3	9	1.0-2	0	0	0	0	0
2020	12	10	7	17	2.5-5	1	0	0	0	0
2021	5	10	7	17	2.5-6	0	0	0	0	3
TOTAL	29	32	20	52	6.0-13	1	0	0	0	3

SACKS	g	ua	a	total	yards
2018	4	0	0	0.0	0
2019	8	0	0	0.0	0
2020	12	1	0	1.0	2
2021	5	2	0	2.0	6
TOTAL	29	3	0	3.0	8



### 4 KEVIN AUSTIN JR.

**WR • 6-2, 215 lbs • Senior/Junior**  
Ft. Lauderdale, FL (North Broward Prep)

#### AUSTIN JR.'S CAREER HIGHS

**Receptions:** 6, vs. Wisconsin (2021)  
**Receiving Yards:** 91, at Florida State (2021)  
**Longest Reception:** 38, at Navy (2018)  
**Receiving TDs:** 2, vs. Wisconsin (2021)

#### AUSTIN JR.'S CAREER STATISTICS

RECEIVING	g	rec	yards	td	long	rec/g	avg/c	avg/g
2018	11	5	90	0	38	0.5	18.0	8.2
2020	2	1	18	0	18	0.5	18.0	9.0
2021	5	15	247	3	37	3.0	16.5	49.4
TOTAL	18	21	355	3	38	1.2	16.9	19.7

SCORING	g	td	rush	rcv	ret	pat	2pat	fg	total	avg/g
2018	11	0	0	0	0	0	0	0	0	0.0
2020	2	0	0	0	0	0	0	0	0	0.0
2021	5	3	0	3	0	0	0	0	18	3.6
TOTAL	18	3	0	3	0	0	0	0	18	1.0



### 52 BO BAUER

**LB • 6-2 3/4, 233 lbs • Senior/Senior**  
Harborcreek, PA (Cathedral Prep)

#### BAUER'S CAREER HIGHS


**Tackles:** 6 (2x), MR vs. Syracuse (2020)  
**Tackles-for-Loss:** 2.0 (2x), vs. Syracuse (2020)  
**Sacks:** 1.0, vs. Florida State (2020)  
**Forced Fumbles:** N/A  
**Fumble Recoveries:** N/A  
**Interceptions:** 1, at Pitt (2020)  
**INT Return Yards:** 16, at Pitt (2020)

#### BAUER'S CAREER STATISTICS

INTERCEPTIONS	g	no.	yards	td	long	avg/r	avg/g
2018	13	0	0	0	0	0.0	0.0
2019	13	0	0	0	0	0.0	0.0
2020	12	1	16	0	16	16.0	1.3
2021	5	0	0	0	0	0.0	0.0
TOTAL	43	1	16	0	16	16.0	0.4

TACKLES	g	ua	a	total	tfl	pd	ff	fr	blk	qbh
2018	13	7	3	10	0.0-0	0	0	0	0	0
2019	13	18	10	28	2.0-4	0	0	0	1	0
2020	12	17	9	26	4.5-17	2	0	0	0	3
2021	5	6	6	12	0.0-0	2	0	0	0	1
TOTAL	43	48	28	76	6.5-21	4	0	0	1	4

SACKS	g	ua	a	total	yards
2018	13	0	0	0.0	0
2019	13	0	0	0.0	0
2020	12	1	0	1.0	7
2021	5	0	0	0.0	0
TOTAL	43	1	0	1.0	7


**84 KEVIN  
BAUMAN**

**TE • 6-4 1/2, 242 lbs • Sophomore/Freshman**  
Red Bank, NJ (Red Bank Catholic)

**BAUMAN'S CAREER HIGHS**

**Receptions:** 1, vs. South Florida (2020)  
**Receiving Yards:** 5, vs. South Florida (2020)  
**Longest Reception:** 5, vs. South Florida (2020)  
**Receiving TDs:** N/A

**BAUMAN'S CAREER STATISTICS**

RECEIVING	g	rec	yards	td	long	rec/g	avg/c	avg/g
2020	4	1	5	0	5	0.2	5.0	1.2
2021	1	0	0	0	0	0.0	0.0	0.0
TOTAL	5	1	5	0	5	0.2	5.0	1.0


**27 JD  
BERTRAND**

**LB • 6-1, 230 lbs • Junior/Sophomore**  
Alpharetta, GA (Blessed Trinity)

**BERTRAND'S CAREER HIGHS**

**Tackles:** 12, (2x), MR vs. Purdue (2021)  
**Tackles-for-Loss:** 3, vs. Toledo (2021)  
**Sacks:** 1, vs. Toledo (2021)  
**Forced Fumbles:** N/A  
**Fumble Recoveries:** N/A

**BERTRAND'S CAREER STATISTICS**

TACKLES	g	ua	a	total	tfl	pd	ff	fr	blk	qbh
2019	2	0	0	0	0.0-0	0	0	0	0	0
2020	11	5	2	7	0.0-0	0	0	0	0	0
2021	5	32	17	49	4.5-18	0	0	1	0	3
TOTAL	18	37	19	56	4.5-18	0	0	1	0	3


**17 JORDAN  
BOTELHO**

**DL • 6-2 1/2, 245 lbs • Sophomore/Sophomore**  
Honolulu, HI (Saint Louis)

**BOTELHO'S CAREER HIGHS**

**Tackles:** 1 (3x), MR vs. Clemson (2020)  
**Tackles-for-Loss:** N/A  
**Sacks:** N/A  
**Forced Fumbles:** N/A  
**Fumble Recoveries:** N/A

**BOTELHO'S CAREER STATISTICS**

TACKLES	g	ua	a	total	tfl	pd	ff	fr	blk	qbh
2021	2	1	0	1	0.0-0	0	0	0	0	2
TOTAL	2	1	0	1	0.0-0	0	0	0	0	2


**28 TARIQ  
BRACY**

**CB • 5-10 1/8, 177 lbs • Senior/Senior**  
Milpitas, CA (Milpitas)

**BRACY'S CAREER HIGHS**

**Tackles:** 8, vs. Florida State (2020)  
**Forced Fumbles:** 1 (2x), MR vs. Bowling Green (2019)  
**Fumble Recoveries:** 1 (2x), MR at Duke (2019)  
**Interceptions:** N/A  
**INT Return Yards:** N/A  
**Pass Breakups:** 2 (3x), MR vs. Duke (2020)

**BRACY'S CAREER STATISTICS**

TACKLES	g	ua	a	total	tfl	pd	ff	fr	blk	qbh
2018	12	14	4	18	0.0-0	0	1	0	0	0
2019	12	25	9	34	0.0-0	7	1	2	0	0
2020	8	22	2	24	2.0-7	3	0	0	0	0
2021	5	7	2	9	0.0-0	1	0	0	0	0
TOTAL	37	68	17	85	2.0-7	11	2	2	0	0


**19 JAY  
BRAMBLETT**

**P • 6-1 1/2, 197 lbs • Junior/Junior**  
Tuscaloosa, AL (Hillcrest)

**BRAMBLETT'S CAREER HIGHS**

**Punts:** 10, at Michigan (2019)  
**Punt Yards:** 423, at Michigan (2019)  
**Long Punt:** 72, vs. Wisconsin (2021)  
**Rushes:** 1 (2x), MR vs. Louisville (2020)  
**Rushing Yards:** 14, vs. Duke (2020)

**BRAMBLETT'S CAREER STATISTICS**

ALL PURPOSE	g	rush	rcv	pr	kr	ir	total	avg/g
2019	13	0	0	0	0	0	0	0.0
2020	12	21	0	0	0	0	21	1.8
2021	5	0	0	0	0	0	0	0.0
TOTAL	30	21	0	0	0	0	21	0.7

PUNTING	g	no.	yards	long	avg
2019	13	63	2485	61	39.4
2020	12	43	1839	59	42.8
2021	5	29	1269	72	43.8
TOTAL	30	135	5593	72	41.4

TACKLES	g	ua	a	total	tfl	pd	ff	fr	blk	qbh
2019	13	0	0	0	0.0-0	0	0	0	0	0
2020	12	1	0	1	0.0-0	0	0	0	0	0
2021	5	0	0	0	0.0-0	0	0	0	0	0
TOTAL	30	1	0	1	0.0-0	0	0	0	0	0


**12 DJ BROWN**
**S • 6-0 3/8, 200 lbs • Senior/Junior**  
 Annapolis, MD (St. John's College)

**BROWN'S CAREER HIGHS**

**Tackles:** 7, vs. Purdue (2021)  
**Tackles-for-Loss:** 1, at Florida State (2021)  
**Forced Fumbles:** N/A  
**Fumble Recoveries:** N/A  
**Interceptions:** 1, vs. Purdue (2021)  
**INT Return Yards:** N/A  
**Pass Breakups:** 1 (2x), MR vs. Florida State (2020)

**BROWN'S CAREER STATISTICS**

INTERCEPTIONS	g	no.	yards	td	long	avg/r	avg/g
2018	1	0	0	0	0	0.0	0.0
2019	9	0	0	0	0	0.0	0.0
2020	12	0	0	0	0	0.0	0.0
2021	4	1	0	0	0	0.0	0.0
TOTAL	26	1	0	0	0	0.0	0.0



**12 TYLER BUCHNER**
**QB • 6-1, 215 lbs • Freshman/Freshman**  
 San Diego, CA (Helix)

**BUCKNER'S CAREER HIGHS**

**Completions:** 3 vs. Toledo (2021)  
**Attempts:** 3 vs. Toledo (2021)  
**Passing Yards:** 78, vs. Toledo (2021)  
**Longest Pass:** 55, vs. Toledo (2021)  
**Passing TDs:** 1, vs. Toledo (2021)  
**Rushes:** 7 vs. Toledo (2021)  
**Rushing Yards:** 68, vs. Toledo (2021)  
**Longest Rush:** 26, vs. Toledo (2021)

RUSHING	g	att	yards	td	long	avg/c	avg/g
2021	3	14	100	0	26	7.1	33.3
TOTAL	3	14	100	0	26	7.1	33.3

PASSING	g	cmp-att-int	yards	td	long	pct	avg/p	avg/g
2021	3	3-6-1	78	1	55	50.0	13.0	26.0
TOTAL	3	3-6-1	78	1	55	50.0	13.0	26.0


**17 JACK COAN**
**QB • 6-3 1/4, 223 lbs • Graduate Student/Senior**  
 Sayville, NY (Sayville/Wisconsin)

**COAN'S CAREER HIGHS**

**Completions:** 26 (2x), MR at Florida State (2021)  
**Attempts:** 35 (2x), MR at Florida State (2021)  
**Passing Yards:** 366, at Florida State (2021)  
**Longest Pass:** 70, at Minnesota (2019)  
**Passing TDs:** 4, at Florida State (2021)  
**Rushes:** 9 (3x), MR vs. Wisconsin (2021)  
**Rushing Yards:** 27, vs. Ohio State (2019)  
**Longest Rush:** 25, vs. Michigan (2019)  
**Rushing TDs:** 2 (2x), MR vs. Ohio State (2019)

PASSING	g	cmp-att-int	yards	td	long	pct	avg/p	avg/g	effic
2021	5	91-150-3	1100	9	62	60.7	7.3	220.0	138.1
TOTAL	5	91-150-3	1100	9	62	60.7	7.3	220.0	138.1

TOTAL OFFENSE	g	rush	pass	total	avg/g
2021	5	-74	1100	1026	205.2
TOTAL	5	-74	1100	1026	205.2



**16 DEION COLZIE**
**WR • 6-4 3/4, 207 lbs • Freshman/Freshman**  
 McDonough, GA (Athens Academy)

**COLZIE'S CAREER HIGHS**

**Receptions:** 1, vs. Toledo (2021)  
**Receiving Yards:** 7, vs. Toledo (2021)  
**Longest Reception:** 7, vs. Toledo (2021)  
**Receiving TDs:** N/A

RECEIVING	g	rec	yards	td	long	rec/g	avg/c	avg/g
2021	2	1	7	0	7	0.5	7.0	3.5
TOTAL	2	1	7	0	7	0.5	7.0	3.5

ALL PURPOSE	g	rush	rcv	pr	kr	ir	total	avg/g
2021	2	0	7	0	0	0	7	3.5
TOTAL	2	0	7	0	0	0	7	3.5



### 56 HOWARD CROSS III


**DL • 6-0 7/8, 275 lbs • Junior/Junior**  
Paramus, NJ (Saint Joseph Regional)

#### CROSS III'S CAREER HIGHS

**Tackles:** 3, vs. Syracuse (2020)  
**Tackles-for-Loss:** 1, vs. Wisconsin (2021)  
**Sacks:** N/A  
**Forced Fumbles:** N/A  
**Fumble Recoveries:** N/A

#### CROSS III'S CAREER STATISTICS

TACKLES	g	ua	a	total	tfl	pd	ff	fr	blk	qbh
2020	12	8	5	13	0.0-0	0	0	0	0	1
2021	5	3	5	8	1.5-4	0	0	0	0	4
TOTAL	17	11	10	21	1.5-4	0	0	0	0	5



### 3 AVERY DAVIS

**WR • 5-11, 202 lbs • Graduate Student/Senior**  
Cedar Hill, TX (Cedar Hill)

#### DAVIS' CAREER HIGHS

**Receptions:** 5 vs. Purdue (2021)  
**Receiving Yards:** 120, vs. Purdue (2021)  
**Long Reception:** 62, vs. Purdue (2021)  
**Receiving TDs:** 1 (5x), MR vs. Purdue (2021)  
**Rushes:** 9, at Wake Forest (2018)  
**Rushing Yards:** 43, at Wake Forest (2018)  
**Longest Rush:** 12, at Wake Forest (2018)  
**Rushing TDs:** N/A

#### DAVIS' CAREER STATISTICS

RUSHING	g	att	yards	td	long	avg/c	avg/g
2017	0	0	0	0	0	0.0	0.0
2018	9	22	70	0	12	3.2	7.8
2019	11	6	10	0	7	1.7	0.9
2020	12	3	57	0	29	19.0	4.8
2021	4	1	8	0	8	8.0	2.0
TOTAL	36	32	145	0	29	4.5	4.0

TOTAL OFFENSE	g	rush	pass	total	avg/g
2017	0	0	0	0	0.0
2018	9	70	0	70	7.8
2019	11	10	0	10	0.9
2020	12	57	0	57	4.8
2021	4	8	0	8	2.0
TOTAL	36	145	0	145	4.0

RECEIVING	g	rec	yards	td	long	rec/g	avg/c	avg/g
2017	0	0	0	0	0	0.0	0.0	0.0
2018	9	5	30	0	9	0.6	6.0	3.3
2019	11	10	124	2	59	0.9	12.4	11.3
2020	12	24	322	2	53	2.0	13.4	26.8
2021	4	15	243	1	62	3.8	16.2	60.8
TOTAL	36	54	719	5	62	1.5	13.3	20.0



### 39 JONATHAN DOERER

**K/P • 6-3, 197 lbs • Graduate Student/Senior**  
Charlotte, NCL (South Mecklenburg)

#### DOERER'S CAREER HIGHS

**Made Field Goals:** 4 (3x), MR vs. Clemson (2020)  
**Field Goal Attempts:** 5, vs. Clemson (2020)  
**Longest FG Made:** 52, vs. Southern Cal (2019)  
**PAT Made:** 7 (2x), MR vs. Navy (2019)  
**PAT Attempts:** 7 (2x), MR vs. Navy (2019)  
**Points:** 17, vs. Clemson (2020)

#### DOERER'S CAREER STATISTICS

SCORING	g	td	rush	rcv	ret	pat	2pat	fg	total	avg/g
2017	7	0	0	0	0	0	0	0	0	0.0
2018	10	0	0	0	0	5	0	1	8	0.8
2019	13	0	0	0	0	57	0	17	108	8.3
2020	12	0	0	0	0	48	0	15	93	7.8
2021	5	0	0	0	0	17	0	7	38	7.6
TOTAL	47	0	0	0	0	127	0	40	247	5.3

FIELD GOALS	g	made	att	long	pct
2017	7	0	0	0	0.0
2018	10	1	1	30	100.0
2019	13	17	20	52	85.0
2020	12	15	23	51	65.2
2021	5	7	10	51	70.0
TOTAL	47	40	54	52	74.1



### 20 C'BO FLEMISTER

**RB • 5-11 1/4, 201 lbs • Senior/Junior**  
Williamson, GA (Pike County)

#### FLEMISTER'S CAREER HIGHS

**Rushes:** 15, at Georgia Tech (2020)  
**Rushing Yards:** 127, vs. USF (2020)  
**Longest Rush:** 31, vs. USF (2020)  
**Rushing TDs:** 2, at Boston College (2020)  
**Receptions:** 1 (3x), MR at Boston College (2020)  
**Receiving Yards:** 27, at Boston College (2020)  
**Long Reception:** 27, at Boston College (2020)  
**Receiving TDs:** N/A

#### FLEMISTER'S CAREER STATISTICS

RUSHING	g	att	yards	td	long	avg/c	avg/g
2018	2	1	0	0	0	0.0	0.0
2019	9	48	162	5	14	3.4	18.0
2020	9	58	299	5	31	5.2	33.2
TOTAL	20	107	461	10	31	4.3	23.0

TOTAL OFFENSE	g	rush	pass	total	avg/g
2018	2	0	0	0	0.0
2019	9	162	0	162	18.0
2020	9	299	0	299	33.2
TOTAL	20	461	0	461	23.0

RECEIVING	g	rec	yards	td	long	rec/g	avg/c	avg/g
2018	2	0	0	0	0	0.0	0.0	0.0
2019	9	1	13	0	13	0.1	13.0	1.4
2020	9	2	36	0	27	0.2	18.0	4.0
TOTAL	20	3	49	0	27	0.2	16.3	2.5





## 7 ISAIAH FOSKEY

**DL • 6-5, 260 lbs • Junior/Sophomore**  
Antioch, CA (De La Salle)

### FOSKEY'S CAREER HIGHS

**Tackles:** 8, at Florida State (2021)  
**Tackles-for-Loss:** 2, at Florida State (2021)  
**Sacks:** 2.0 at Florida State (2021)  
**Forced Fumbles:** N/A  
**Fumble Recoveries:** N/A

### FOSKEY'S CAREER STATISTICS

PUNT RETURNS	g	no.	yards	td	long	avg/r	avg/g
2019	4	1	23	0	0	23.0	5.8
2020	12	1	31	1	0	31.0	2.6
2021	5	0	0	0	0	0.0	0.0
<b>TOTAL</b>	<b>21</b>	<b>2</b>	<b>54</b>	<b>1</b>	<b>0</b>	<b>27.0</b>	<b>2.6</b>

ALL PURPOSE	g	rush	rcv	pr	kr	ir	total	avg/g
2019	4	0	0	23	0	0	23	5.8
2020	12	0	0	31	0	0	31	2.6
2021	5	0	0	0	0	0	0	0.0
<b>TOTAL</b>	<b>21</b>	<b>0</b>	<b>0</b>	<b>54</b>	<b>0</b>	<b>0</b>	<b>54</b>	<b>2.6</b>

TACKLES	g	ua	a	total	tfl	pd	ff	fr	blk	qbh
2019	4	1	4	5	0.0-0	0	0	0	1	1
2020	12	12	8	20	5.0-34	1	0	0	1	5
2021	5	14	7	21	5.0-51	1	1	1	0	3
<b>TOTAL</b>	<b>21</b>	<b>27</b>	<b>19</b>	<b>46</b>	<b>10.0-85</b>	<b>2</b>	<b>1</b>	<b>1</b>	<b>2</b>	<b>9</b>

SACKS	g	ua	a	total	yards
2019	4	0	0	0.0	0
2020	12	4	1	4.5	33
2021	5	5	0	5.0	51
<b>TOTAL</b>	<b>21</b>	<b>9</b>	<b>1</b>	<b>9.5</b>	<b>84</b>



## 14 KYLE HAMILTON

**S • 6-4, 220 lbs • Junior/Junior**  
Atlanta, GA (Marist School)

### HAMILTON'S CAREER HIGHS

**Tackles:** 10, (2x) MR vs. Purdue (2021)  
**Tackles-for-Loss:** 2.0, (2x), MR vs. Toledo (2021)  
**Forced Fumbles:** N/A  
**Fumble Recoveries:** N/A  
**Interceptions:** 2, at Florida State (2021)  
**INT Return Yards:** 34, vs New Mexico (2019)  
**Pass Breakups:** 2, at Louisville (2019)  
**Quarterback Hurries:** 1 (2x), MR vs. Florida State (2020)

### HAMILTON'S CAREER STATISTICS

INTERCEPTIONS	g	no.	yards	td	long	avg/r	avg/g
2019	13	4	66	1	34	16.5	5.1
2020	11	1	14	0	14	14.0	1.3
2021	5	3	0	0	0	0.0	0.0
<b>TOTAL</b>	<b>29</b>	<b>8</b>	<b>80</b>	<b>1</b>	<b>34</b>	<b>10.0</b>	<b>2.8</b>

ALL PURPOSE	g	rush	rcv	pr	kr	ir	total	avg/g
2019	13	0	0	0	0	66	66	5.1
2020	11	0	0	0	0	14	14	1.3
2021	5	0	0	0	0	0	0	0.0
<b>TOTAL</b>	<b>29</b>	<b>0</b>	<b>0</b>	<b>0</b>	<b>0</b>	<b>80</b>	<b>80</b>	<b>2.8</b>

TACKLES	g	ua	a	total	tfl	pd	ff	fr	blk	qbh
2019	13	27	14	41	1.0-1	10	0	0	0	0
2020	11	51	12	63	4.5-16	7	0	0	0	2
2021	5	17	10	27	2.0-5	6	0	0	0	0
<b>TOTAL</b>	<b>29</b>	<b>95</b>	<b>36</b>	<b>131</b>	<b>7.5-22</b>	<b>23</b>	<b>0</b>	<b>0</b>	<b>0</b>	<b>2</b>



## 3 HOUSTON GRIFFITH

**S • 6-0 1/4, 202 lbs • Senior/Senior**  
Chicago, IL (IMG Academy (FL))

### GRIFFITH'S CAREER HIGHS

**Tackles:** 8, at Florida State (2021)  
**Tackles-for-Loss:** 1.0, vs. USF (2020)  
**Forced Fumbles:** N/A  
**Fumble Recoveries:** N/A  
**Interceptions:** N/A  
**INT Return Yards:** N/A  
**Pass Breakups:** 1, (3x), MR at Duke (2019)  
**Quarterback Hurries:** 1, vs. Syracuse (2018)

### GRIFFITH'S CAREER STATISTICS

TACKLES	g	ua	a	total	tfl	pd	ff	fr	blk	qbh
2018	11	10	4	14	0.0-0	2	0	0	0	1
2019	13	3	2	5	0.0-0	1	0	0	0	0
2020	12	13	1	14	1.0-4	0	0	0	0	0
2021	5	10	6	16	0.0-0	0	0	0	0	1
<b>TOTAL</b>	<b>41</b>	<b>36</b>	<b>13</b>	<b>49</b>	<b>1.0-4</b>	<b>3</b>	<b>0</b>	<b>0</b>	<b>0</b>	<b>2</b>



## 5 CAM HART

**CB • 6-2 1/2, 205 lbs • Junior/Sophomore**  
Baltimore, MD (Good Counsel)


### HART'S CAREER HIGHS

**Tackles:** 7, vs. Toledo (2021)  
**Tackles-for-Loss:** 1.0, (2x) MR vs. Toledo (2021)  
**Forced Fumbles:** N/A  
**Fumble Recoveries:** N/A  
**Interceptions:** 2, vs. Wisconsin (2021)  
**INT Return Yards:** 32, vs. Wisconsin (2021)  
**Pass Breakups:** 2, vs. USF (2020)

### HART'S CAREER STATISTICS

INTERCEPTIONS	g	no.	yards	td	long	avg/r	avg/g
2019	3	0	0	0	0	0.0	0.0
2020	9	0	0	0	0	0.0	0.0
2021	5	2	32	0	32	16.0	6.4
<b>TOTAL</b>	<b>17</b>	<b>2</b>	<b>32</b>	<b>0</b>	<b>32</b>	<b>16.0</b>	<b>1.9</b>

TACKLES	g	ua	a	total	tfl	pd	ff	fr	blk	qbh
2019	3	0	0	0	0.0-0	0	0	0	0	0
2020	9	2	1	3	0.0-0	2	0	0	0	0
2021	5	10	10	20	2.0-7	6	0	0	0	0
<b>TOTAL</b>	<b>17</b>	<b>12</b>	<b>11</b>	<b>23</b>	<b>2.0-7</b>	<b>8</b>	<b>0</b>	<b>0</b>	<b>0</b>	<b>0</b>


**41 KURT  
HINISH**
**DL • 6-1 3/4, 300 lbs • Graduate Student/\*\*Senior**  
 Pittsburgh, PA (Central Catholic)


**HINISH'S CAREER HIGHS**
**Tackles:** 3 (6x), MR vs. North Carolina (2020)  
**Tackles-for-Loss:** 2.0 (2x), MR at Boston College (2020)  
**Sacks:** 1.5, vs. Syracuse (2018)  
**Forced Fumbles:** 1, vs. Southern Cal (2019)  
**Fumble Recoveries:** N/A

**HINISH'S CAREER STATISTICS**

TACKLES	g	ua	a	total	tfl	pd	ff	fr	blk	qbh
2017	12	1	7	8	0.5-1	0	0	0	0	1
2018	13	6	7	13	2.0-14	0	0	0	0	0
2019	13	7	8	15	4.5-12	0	1	0	0	1
2020	12	13	6	19	7.5-22	0	0	0	0	1
2021	3	2	3	5	1.0-3	0	0	0	0	0
<b>TOTAL</b>	<b>53</b>	<b>29</b>	<b>31</b>	<b>60</b>	<b>15.5-52</b>	<b>0</b>	<b>1</b>	<b>0</b>	<b>0</b>	<b>3</b>

SACKS	g	ua	a	total	yards
2017	12	0	0	0.0	0
2018	13	1	1	1.5	12
2019	13	1	2	2.0	9
2020	12	2	0	2.0	6
2021	3	1	0	1.0	3
<b>TOTAL</b>	<b>53</b>	<b>5</b>	<b>3</b>	<b>6.5</b>	<b>30</b>


**24 JACK  
KISER**
**LB • 6-1 5/8, 222 lbs • Junior/Sophomore**  
 Royal Center, IN (Pioneer)

**KISER'S CAREER HIGHS**
**Tackles:** 8, vs. USF (2020)  
**Tackles-for-Loss:** 2.0, vs. USF (2020)  
**Sacks:** N/A  
**Forced Fumbles:** N/A  
**Fumble Recoveries:** N/A  
**Interceptions:** 1 (2x), MR vs. Wisconsin (2021)  
**INT Return Yards:** 6, vs. Wisconsin (2021)

**KISER'S CAREER S**

TACKLES	g	ua	a	total	tfl	pd	ff	fr	blk	qbh
2019	4	0	0	0	0.0-0	0	0	0	0	0
2020	11	16	4	20	3.0-5	1	0	0	0	1
2021	5	10	9	19	0.0-0	4	0	0	0	1
<b>TOTAL</b>	<b>20</b>	<b>26</b>	<b>13</b>	<b>39</b>	<b>3.0-5</b>	<b>5</b>	<b>0</b>	<b>0</b>	<b>0</b>	<b>2</b>

INTERCEPTIONS	g	no.	yards	td	long	avg/r	avg/g
2019	4	0	0	0	0	0.0	0.0
2020	11	1	2	0	2	2.0	0.2
2021	5	1	66	1	66	66.0	13.2
<b>TOTAL</b>	<b>20</b>	<b>2</b>	<b>68</b>	<b>1</b>	<b>66</b>	<b>34.0</b>	<b>3.4</b>


**54 JACOB  
LACEY**
**DL • 6-1 5/8, 275 lbs • Junior/Junior**  
 Bowling Green, KY (South Warren)

**LACEY'S CAREER HIGHS**
**Tackles:** 4, vs. Navy (2019)  
**Tackles-for-Loss:** 1.5, vs. Virginia (2019)  
**Sacks:** 0.5, vs. Virginia (2019)  
**Forced Fumbles:** N/A  
**Fumble Recoveries:** N/A

**LACEY'S CAREER STATISTICS**

TACKLES	g	ua	a	total	tfl	pd	ff	fr	blk	qbh
2019	11	7	7	14	1.5-3	0	0	0	0	1
2020	11	1	3	4	1.0-2	1	0	0	0	0
2021	5	4	1	5	1.0-1	0	0	0	0	0
<b>TOTAL</b>	<b>27</b>	<b>12</b>	<b>11</b>	<b>23</b>	<b>3.5-6</b>	<b>1</b>	<b>0</b>	<b>0</b>	<b>0</b>	<b>1</b>

SACKS	g	ua	a	total	yards
2019	11	0	1	0.5	2
2020	11	0	0	0.0	0
2021	5	0	0	0.0	0
<b>TOTAL</b>	<b>27</b>	<b>0</b>	<b>1</b>	<b>0.5</b>	<b>2</b>


**0 BRADEN  
LENZY**
**WR • 5-11 3/8, 182 lbs • Senior/Junior**  
 Tigard, OR (Tigard Senior)

**LENZY'S CAREER HIGHS**
**Receptions:** 4, vs. Cincinnati (2021)  
**Receiving Yards:** 87, vs. Navy (2019)  
**Long Reception:** 70, vs. Navy (2019)  
**Receiving TDs:** 2 (2x), MR vs. Navy (2019)  
**Rushes:** 4, at Stanford (2019)  
**Rushing Yards:** 61, vs. Boston College (2019)  
**Long Rush:** 61, vs. Boston College (2019)  
**Rushing TDs:** 1 (2x), MR vs. Boston College (2019)

**LENZY'S CAREER STATISTICS**

RUSHING	g	att	yards	td	long	avg/c	avg/g
2018	0	0	0	0	0	0.0	0.0
2019	9	13	200	2	61	15.4	22.2
2020	7	3	8	0	3	2.7	1.1
2021	5	0	0	0	0	0.0	0.0
<b>TOTAL</b>	<b>21</b>	<b>16</b>	<b>208</b>	<b>2</b>	<b>61</b>	<b>13.0</b>	<b>9.9</b>

TOTAL OFFENSE	g	rush	pass	total	avg/g
2018	0	0	0	0	0.0
2019	9	200	0	200	22.2
2020	7	8	0	8	1.1
2021	5	0	0	0	0.0
<b>TOTAL</b>	<b>21</b>	<b>208</b>	<b>0</b>	<b>208</b>	<b>9.9</b>

RECEIVING	g	rec	yards	td	long	rec/g	avg/c	avg/g
2018	0	0	0	0	0	0.0	0.0	0.0
2019	9	11	254	2	70	1.2	23.1	28.2
2020	7	7	63	1	22	1.0	9.0	9.0
2021	5	13	177	1	32	2.6	13.6	35.4
<b>TOTAL</b>	<b>21</b>	<b>31</b>	<b>494</b>	<b>4</b>	<b>70</b>	<b>1.5</b>	<b>15.9</b>	<b>23.5</b>



## 6 CLARENCE LEWIS

**CB** • 5-11 1/2, 198 lbs • Sophomore/Sophomore  
Edison, NJ (Mater Dei)

### LEWIS' CAREER HIGHS

**Tackles:** 12, vs. Syracuse (2020)  
**Tackles-for-Loss:** 1.0, vs. USF (2020)  
**Forced Fumbles:** 1, vs. Syracuse (2020)  
**Fumble Recoveries:** N/A  
**Interceptions:** 1, at Florida State (2021)  
**INT Return Yards:** 4, at Florida State (2021)  
**Pass Breakups:** 3, vs. USF (2020)

### LEWIS' CAREER STATISTICS

ALL PURPOSE	g	rush	rcv	pr	kr	ir	total	avg/g
2020	12	0	0	0	0	0	0	0.0
2021	5	0	0	0	0	0	0	0.0
TOTAL	17	0	0	0	0	0	0	0.0

TACKLES	g	ua	a	total	tfl	pd	ff	fr	blk	qbh
2020	12	29	4	33	1.0-3	7	1	0	0	0
2021	5	9	3	12	0.0-0	3	0	0	0	0
TOTAL	17	38	7	45	1.0-3	10	1	0	0	0



## 8 MARIST LIUFAU

**LB** • 6-2 1/4, 229 lbs • Junior/Sophomore  
Kalihi, HI (Punahou)

### LIUFAU'S CAREER HIGHS

**Tackles:** 6, vs. Clemson (ACCCG) (2020)  
**Tackles-for-Loss:** 0.5, at North Carolina (2020)  
**Sacks:** 0.5, at North Carolina (2020)  
**Forced Fumbles:** N/A  
**Fumble Recoveries:** 1, vs. Syracuse (2020)

### LIUFAU'S CAREER STATISTICS

TACKLES	g	ua	a	total	tfl	pd	ff	fr	blk	qbh
2019	4	0	0	0	0.0-0	0	0	0	0	0
2020	10	10	12	22	1.5-2	0	0	1	0	1
TOTAL	14	10	12	22	1.5-2	0	0	1	0	1

SACKS	g	ua	a	total	yards
2019	4	0	0	0.0	0
2020	10	0	1	0.5	1
TOTAL	14	0	1	0.5	1



## 87 MICHAEL MAYER


**TE** • 6-4 1/2, 251 lbs • Sophomore/Sophomore  
Independence, KY (Covington Catholic)

### MAYER'S CAREER HIGHS

**Receptions:** 9, at Florida State (2021)  
**Receiving Yards:** 120, at Florida State (2021)  
**Long Reception:** 41, at Florida State (2021)  
**Receiving TDs:** 2 vs. Toledo (2021)

### MAYER'S CAREER STATISTICS

RECEIVING	g	rec	yards	td	long	rec/g	avg/c	avg/g
2020	12	42	450	2	29	3.5	10.7	37.5
2021	5	32	360	3	41	6.4	11.2	72.0
TOTAL	17	74	810	5	41	4.4	10.9	47.6



## 99 RYLIE MILLS

**DL** • 6-5 1/8, 283 lbs • Sophomore/Sophomore  
Lake Bluff, IL (Lake Forest)

### MILLS' CAREER HIGHS

**Tackles:** 2 (2x), MR at North Carolina (2020)  
**Tackles-for-Loss:** 1.0 (2x), MR at Florida State (2021)  
**Sacks:** 1.0, at Florida State (2021)  
**Forced Fumbles:** N/A  
**Fumble Recoveries:** N/A

### MILLS' CAREER STATISTICS

TACKLES	g	ua	a	total	tfl	pd	ff	fr	blk	qbh
2020	9	2	5	7	2.0-8	0	0	0	0	0
2021	4	2	1	3	1.0-5	0	0	0	0	1
TOTAL	13	4	6	10	3.0-13	0	0	0	0	1

SACKS	g	ua	a	total	yards
2020	9	0	1	0.5	4
2021	4	1	0	1.0	5
TOTAL	13	1	1	1.5	9



## 10 ISAAH PRYOR

**LB • 6-1 1/2, 217 lbs • Graduate Student/Senior**  
Lawrenceville, GA (Archer/Ohio State)


### PRYOR'S CAREER HIGHS

**Tackles:** 7, vs. Purdue (2021)  
**Tackles-for-Loss:** 1.0, at Pitt (2020)  
**Sacks:** 1.0, (4x), MR at Florida State (2021)  
**Forced Fumbles:** 1, at Pitt (2020)  
**Fumble Recoveries:** N/A  
**Interceptions:** 1, at Florida State (2021)  
**INT Return Yards:** N/A  
**Pass Breakups:** N/A

### PRYOR'S CAREER STATISTICS

TACKLES	g	ua	a	total	tfl	pd	ff	fr	blk	qbh
2020	12	8	0	8	1.0-7	0	1	0	0	1
2021	5	11	9	20	1.0-2	0	0	0	0	2
TOTAL	17	19	9	28	2.0-9	0	1	0	0	3

SACKS	g	ua	a	total	yards
2020	12	1	0	1.0	7
2021	5	0	0	0.0	0
TOTAL	17	1	0	1.0	7



## 10 DREW PYNE

**QB • 5-11 1/2, 200 lbs • Sophomore/Freshman**  
New Canaan, CT (New Canaan)


### PYNE'S CAREER HIGHS

**Completions:** 9, vs. Cincinnati (2021)  
**Attempts:** 22, vs. Cincinnati (2021)  
**Passing Yards:** 143, vs. Cincinnati (2021)  
**Longest Pass:** 32, vs. Cincinnati (2021)  
**Passing TDs:** 1, (2x), MR vs. Cincinnati (2021)  
**Rushes:** 4, vs. Cincinnati (2021)  
**Rushing Yards:** 10, vs. Cincinnati (2021)  
**Longest Rush:** 11, vs. Cincinnati (2021)  
**Rushing TDs:** N/A

### PYNE'S CAREER STATISTICS

RUSHING	g	att	yards	td	long	avg/c	avg/g
2021	1	2	-16	0	0	-8.0	-16.0
TOTAL	1	2	-16	0	0	-8.0	-16.0

PASSING	g	cmp-att-int	yards	td	long	pct	avg/p	avg/g	effic
2021	1	6-8-0	81	1	22	75.0	10.1	81.0	201.3
TOTAL	1	6-8-0	81	1	22	75.0	10.1	81.0	201.3



## 29 MATT SALERNO

**WR • 6-0 5/8, 196 lbs • Senior/Junior**  
Valencia, CA (Crespi Carmelite)

### SALERNO'S CAREER HIGHS

**Punt Returns:** 2 (3x), MR vs. Syracuse (2020)  
**Punt Return Yards:** 12 (2x), MR vs. Syracuse (2020)  
**Punt Return TDs:** N/A  
**Long Return:** 13, vs. Syracuse (2020)

### SALERNO'S CAREER STATISTICS

PUNT RETURNS	g	no.	yards	td	long	avg/r	avg/g
2019	1	0	0	0	0	0.0	0.0
2020	11	10	45	0	13	4.5	4.1
2021	3	0	0	0	0	0.0	0.0
TOTAL	15	10	45	0	13	4.5	3.0



## 33 SHAYNE SIMON

**LB • 6-2 3/4, 233 lbs • Senior/Senior**  
West Orange, NJ (St. Peter's Prep)

### SIMON'S CAREER HIGHS

**Tackles:** 4 (2x), MR vs. Clemson (2020)  
**Tackles-for-Loss:** 1.5 vs. Bowling Green (2019)  
**Sacks:** N/A  
**Forced Fumbles:** N/A  
**Fumble Recoveries:** N/A  
**Quarterback Hurries:** 1 (2x), MR at Pitt (2020)

### SIMON'S CAREER STATISTICS

TACKLES	g	ua	a	total	tfl	pd	ff	fr	blk	qbh
2018	9	2	2	4	0.5-2	1	0	0	0	0
2019	11	2	7	9	1.5-2	0	0	0	0	1
2020	11	9	5	14	1.0-1	4	0	0	0	1
2021	1	0	0	0	0.0-0	0	0	0	0	0
TOTAL	32	13	14	27	3.0-5	5	0	0	0	2



## 21 LORENZO STYLES

**WR • 6-1 1/8, 195 lbs • Freshman/Freshman**  
Pickerington, OH (Pickerington Central)

### STYLE'S CAREER HIGHS

**Receptions:** 1, (2x) MR vs. Cincinnati (2021)  
**Receiving Yards:** 14, vs. Cincinnati (2021)  
**Long Reception:** 14, vs. Cincinnati (2021)

### STYLE'S CAREER STATISTICS

RECEIVING	g	rec	yards	td	long	rec/g	avg/c	avg/g
2021	5	2	16	0	14	0.4	8.0	3.2
TOTAL	5	2	16	0	14	0.4	8.0	3.2

ALL PURPOSE	g	rush	rcv	pr	kr	ir	total	avg/g
2021	5	0	16	0	0	0	16	3.2
TOTAL	5	0	16	0	0	0	16	3.2



## 85 GEORGE TAKACS

**TE • 6-6, 247 lbs • Senior/Junior**  
Naples, FL (Gulf Coast)

### TAKACS' CAREER HIGHS

**Receptions:** 1 (4x), MR at North Carolina (2020)  
**Receiving Yards:** 13, at North Carolina (2020)  
**Long Reception:** 13, at North Carolina (2020)  
**Receiving TDs:** 1, at Duke (2019)

### TAKACS' CAREER STATISTICS

RECEIVING	g	rec	yards	td	long	rec/g	avg/c	avg/g
2019	6	2	12	1	10	0.3	6.0	2.0
2020	10	3	30	0	13	0.3	10.0	3.0
2021	2	0	0	0	0	0.0	0.0	0.0
TOTAL	18	5	42	1	13	0.3	8.4	2.3



## 95 MYRON TAGOVAILOA-AMOSA

**DL • 6-2 1/2, 268 lbs • Graduate Student/Senior**  
Ewa Beach, HI (Kapole)

### TAGOVAILOA-AMOSA'S CAREER HIGHS

**Tackles:** 5 vs. Purdue (2021)  
**Tackles-for-Loss:** 2.0 vs. Toledo (2021)  
**Sacks:** 2.0 vs. Toledo (2021)  
**Forced Fumbles:** 1, (2x) vs. Syracuse (2020)  
**Fumble Recoveries:** 1 (3x), MR vs. Syracuse (2020)

### TAGOVAILOA-AMOSA'S CAREER STATISTICS

TACKLES	g	ua	a	total	tfl	pd	ff	fr	blk	qbh
2017	13	7	5	12	1.5-6	0	0	0	0	0
2018	2	0	2	2	0.5-1	0	0	0	0	0
2019	12	13	9	22	2.5-5	1	0	1	0	6
2020	11	11	6	17	6.0-21	0	1	2	0	2
2021	5	5	4	9	2.0-6	0	1	0	0	3
TOTAL	43	36	26	62	12.5-39	1	2	3	0	11

SACKS	g	ua	a	total	yards
2017	13	0	0	0.0	0
2018	2	0	0	0.0	0
2019	12	0	1	0.5	1
2020	11	2	1	2.5	10
2021	5	2	0	2.0	4
TOTAL	43	4	2	5.0	15



## 25 CHRIS TYREE

**RB • 5-9 1/2, 190 lbs • Sophomore/Sophomore**  
Chester, VA (Thomas Dale)

### TYREE'S CAREER HIGHS

**Rushes:** 17, at Boston College (2020)  
**Rushing Yards:** 109, vs. Syracuse (2020)  
**Longest Rush:** 94, vs. Syracuse (2020)  
**Rushing TDs:** 1 (5x), MR at Florida State (2021)  
**Receptions:** 4, (2x), MR vs. Purdue (2021)  
**Receiving Yards:** 63, vs. Toledo (2021)  
**Long Reception:** 55, vs. Toledo (2021)  
**Receiving TDs:** 1, vs. Toledo (2021)  
**Kickoff Returns:** 4 (2x), MR at Boston College (2020)  
**Kickoff Return Yards:** 90, vs. Duke (2020)  
**Kickoff Return TDs:** 1, vs. Wisconsin (2021)  
**Long Kickoff Return:** 96, vs. Wisconsin (2021)

### TYREE'S CAREER STATISTICS

RUSHING	g	att	yards	td	long	avg/c	avg/g
2020	12	73	496	4	94	6.8	41.3
2021	5	32	98	1	12	3.1	19.6
TOTAL	17	105	594	5	94	5.7	34.9

TOTAL OFFENSE	g	rush	pass	total	avg/g
2020	12	496	0	496	41.3
2021	5	98	0	98	19.6
TOTAL	17	594	0	594	34.9

RECEIVING	g	rec	yards	td	long	rec/g	avg/c	avg/g
2020	12	8	65	0	27	0.7	8.1	5.4
2021	5	13	117	1	55	2.6	9.0	23.4
TOTAL	17	21	182	1	55	1.2	8.7	10.7

SCORING	g	td	rush	rcv	ret	pat	2pat	fg	total	avg/g
2020	12	4	4	0	0	0	0	0	24	2.0
2021	5	3	1	1	1	0	0	0	18	3.6
TOTAL	17	7	5	1	1	0	0	0	42	2.5

KICK RETURNS	g	no.	yards	td	long	avg/r	avg/g
2020	12	22	456	0	38	20.7	38.0
2021	5	7	238	1	96	34.0	47.6
TOTAL	17	29	694	1	96	23.9	40.8



## 40 DREW WHITE

**LB • 6-0 1/4, 228 lbs • Graduate Student/Senior**  
Boca Raton, FL (St. Thomas Aquinas)

### WHITE'S CAREER HIGHS

**Tackles:** 11, vs. Michigan (2019)  
**Tackle-for-Loss:** 2.0 (3x), MR at North Carolina (2020)  
**Sacks:** 1.0 (3x), MR vs. Clemson (ACCCG) (2020)  
**Interceptions:** 1, vs. Wisconsin (2021)  
**INT Return Yards:** 48, vs. Wisconsin (2021)  
**Fumble Recoveries:** 1 (2x), MR vs. Boston College (2019)

### WHITE'S CAREER STATISTICS

TACKLES	g	ua	a	total	tfl	pd	ff	fr	blk	qbh
2017	0	0	0	0	0.0-0	0	0	0	0	0
2018	4	2	6	8	0.0-0	0	0	0	0	0
2019	13	48	32	80	8.0-17	1	0	2	0	2
2020	12	30	27	57	9.0-27	2	0	0	0	2
2021	5	13	8	21	0.0-0	2	0	1	0	1
TOTAL	34	93	73	166	17.0-44	5	0	3	0	5

SACKS	g	ua	a	total	yards
2017	0	0	0	0.0	0
2018	4	0	0	0.0	0
2019	13	2	0	2.0	3
2020	12	1	1	1.5	9
2021	5	0	0	0.0	0
TOTAL	34	3	1	3.5	12

INTERCEPTIONS	g	no.	yards	td	long	avg/r	avg/g
2017	0	0	0	0	0	0.0	0.0
2018	4	0	0	0	0	0.0	0.0
2019	13	0	0	0	0	0.0	0.0
2020	12	0	0	0	0	0.0	0.0
2021	5	1	48	1	48	48.0	9.6
TOTAL	34	1	48	1	48	48.0	1.4



## 5 JOE WILKINS JR.

**WR • 6-1 1/2, 195 lbs • Senior/Junior**  
North Fort Myers, FL (North Fort Myers)

### WILKINS JR'S CAREER HIGHS

**Receptions:** 4, vs. Duke (2020)  
**Receiving Yards:** 39, vs. Duke (2020)  
**Long Reception:** 23, at Florida State (2021)  
**Receiving TDs:** 1 (2x), MR at Florida State (2021)

### WILKINS JR'S CAREER STATISTICS

RECEIVING	g	rec	yards	td	long	rec/g	avg/c	avg/g
2018	2	0	0	0	0	0.0	0.0	0.0
2019	5	0	0	0	0	0.0	0.0	0.0
2020	11	7	63	1	15	0.6	9.0	5.7
2021	5	4	61	1	23	0.8	15.2	12.2
TOTAL	23	11	124	2	23	0.5	11.3	5.4



## 23 KYREN WILLIAMS

**RB • 5-9, 199 lbs • Junior/Sophomore**  
St. Louis, MO (St. John Vianney)

### WILLIAMS' CAREER HIGHS

**Rushes:** 25, vs. Louisville (2020)  
**Rushing Yards:** 185, vs. Florida State (2020)  
**Longest Rush:** 65, vs. Florida State (2020)  
**Rushing TDs:** 3, vs. Clemson (2020)  
**Receptions:** 8, vs. Alabama (2021)  
**Receiving Yards:** 93, vs. Duke (2020)  
**Long Reception:** 75, vs. Duke (2020)  
**Receiving TDs:** 1 (3x), MR vs. Purdue (2021)  
**Long Punt Return:** 23, vs. Purdue (2021)

### WILLIAMS' CAREER STATISTICS

RUSHING	g	att	yards	td	long	avg/c	avg/g
2019	4	4	26	0	14	6.5	6.5
2020	12	211	1125	13	65	5.3	93.8
2021	5	77	289	3	51	3.8	57.8
TOTAL	21	292	1440	16	65	4.9	68.6

TOTAL OFFENSE	g	rush	pass	total	avg/g
2019	4	26	0	26	6.5
2020	12	1125	0	1125	93.8
2021	5	289	0	289	57.8
TOTAL	21	1440	0	1440	68.6

RECEIVING	g	rec	yards	td	long	rec/g	avg/c	avg/g
2019	4	1	3	0	3	0.2	3.0	0.8
2020	12	35	313	1	75	2.9	8.9	26.1
2021	5	14	174	2	55	2.8	12.4	34.8
TOTAL	21	50	490	3	75	2.4	9.8	23.3

SCORING	g	td	rush	rcv	ret	pat	2pat	fg	total	avg/g
2019	4	0	0	0	0	0	0	0	0	0.0
2020	12	14	13	1	0	0	0	0	84	7.0
2021	5	5	3	2	0	0	1	0	32	6.4
TOTAL	21	19	16	3	0	0	1	0	116	5.5

PUNT RETURNS	g	no.	yards	td	long	avg/r	avg/g
2019	4	0	0	0	0	0.0	0.0
2020	12	0	0	0	0	0.0	0.0
2021	5	8	55	0	23	6.9	11.0
TOTAL	21	8	55	0	23	6.9	2.6

KICK RETURNS	g	no.	yards	td	long	avg/r	avg/g
2019	4	2	35	0	19	17.5	8.8
2020	12	0	0	0	0	0.0	0.0
2021	5	0	0	0	0	0.0	0.0
TOTAL	21	2	35	0	19	17.5	1.7