



NOTRE DAME FOOTBALL

GAME 12

#5/5/6 NOTRE DAME [10-1] VS. STANFORD [3-8, 2-7 PAC-12]

THE COACHES

	Head Coach	At School	Overall	vs. Opponent
STAN	David Shaw	93-44 (11th year)	93-44 (11th year)	5-4
ND	Brian Kelly	112-40 (12th year)*	283-97-2 (31st year)*	4-6

*-Includes 21 wins vacated under discretionary NCAA penalty

BY THE NUMBERS

1	The Irish are the only team in the NCAA to have two games this season with multiple defensive touchdowns against Power-5 opponents.
2	Tight end Michael Mayer moved into second all-time for most receptions by a tight end in a single season in program history (55).
4	Notre Dame ranks fourth in the NCAA with 38.0 sacks for the season. Fifteen different players have recorded a sack this season and it is the most sacks in a single for the Irish since 2003 (39.0).
5	The Irish have won 10 or more games for the fifth-consecutive season for the first time in program history.
5	Notre Dame's 55-0 win over Georgia Tech was the fifth-largest shutout in program history and the largest since 1996, when they defeated Rutgers 62-0.
10.0	Defensive lineman Isaiah Foskey is tied for ninth in the NCAA with 10.0 sacks on the season. He is tied for fourth all-time for most sacks in a single season in program history.
15	The Irish are currently tied for fifth nationally with 15 interceptions. It is the most interceptions since 2014 when the Irish had 16 that season.
15	Notre Dame has won 15-consecutive games in November dating back to the 2017 season.
21	The Irish have totaled 21 takeaways this season, which ranks tied for 13th nationally.
34	Thirty-four of Michael Mayer's team-leading 55 receptions this season have resulted in a first down for the Irish.
35	Notre Dame has won 35-straight games when allowing less than 20 points dating back to 2016.
41	The Irish have won 41-consecutive games against unranked opponents dating back to the 2016 season. It is currently the longest active streak in the FBS.
53	The Irish have won 53 games over the past five seasons to tie the program record for most wins over a five-year period (53 - 1988-92).
59	Defensive lineman Kurt Hinish has played in 59 career games, which continues to set the all-time program record. Kicker Jonathan Doerer is second all-time with 53 games played.
2002	It is the first time since 2002 that the Irish have had two games in a single season with multiple defensive touchdowns.
2012	The Irish did not allow a touchdown for the third-straight game after the 55-0 win over Georgia Tech. It is the first time since 2012 that they have not allowed a touchdown in three-straight games.
187:23	The Irish have not allowed a touchdown in the last 187:23 minutes of game time (3+ games). The Irish defense has outscored opposing offenses 14-9 over that span.

GAME INFORMATION

	Saturday, November 27 8 p.m. ET	Stanford Stadium Stanford, CA Capacity: 50,000 (Grass)
	FOX	Joe Davis (play-by-play) Brock Huard (analyst)
	Notre Dame Radio Network SiriusXM (Channel 129) 101.5 FM & 960 AM (South Bend)	Paul Burmeister (play-by-play) Ryan Harris (analyst)

THE SERIES

Notre Dame leads, 21-13

Last meeting: Notre Dame 45, Stanford 24 (11.30.2019)

2021 SCHEDULE (10-1)

Date	ND Rk	Opp Rk	Opponent	Location	TV	Time/Score
Sep. 5	7/9	RV/NR	at Florida State	Tallahassee, FL	ABC	W, 41-38 (OT)
Sep. 11	7/8		Toledo	Notre Dame, IN	PCK	W, 32-29
Sep. 18	10/12		Purdue	Notre Dame, IN	NBC	W, 27-13
Sep. 25	10/12	15/18	vs. Wisconsin	Chicago, IL	FOX	W, 41-13
Oct. 2	7/9	7/8	vs. Cincinnati	Notre Dame, IN	NBC	L, 13-24
Oct. 9	13/14	RV/RV	at Virginia Tech	Blacksburg, VA	ACCN	W, 32-29
Oct. 23	13/13		Southern Cal	Notre Dame, IN	NBC	W, 31-16
Oct. 30	11/11		North Carolina	Notre Dame, IN	NBC	W, 44-34
Nov. 6	8/8/10		Navy	Notre Dame, IN	NBC	W, 34-6
Nov. 13	7/7/9		at Virginia	Charlottesville, VA	ABC	W, 28-3
Nov. 20	6/6/8		Georgia Tech	Notre Dame, IN	NBC	W, 55-0
Nov. 27	5/5/6		at Stanford	Stanford, CA	FOX	8 p.m.

Rankings: Highest listed first (current for upcoming opponents, at time of game for past opponents) | All times Eastern

THE TRADITION

7	Heisman Trophy Winners – Angelo Bertelli (1943), John Lujack (1947), Leon Hart (1948), John Lattner (1953), Paul Hornung (1956), John Huarte (1964), Tim Brown (1987)
11	Consensus National Championships: 1924, 1929, 1930, 1943, 1946, 1947, 1949, 1966, 1973, 1977, 1988
13	NFL Hall of Famers – the most of any college football program
21	Different seasons Notre Dame has been selected as the National Champion by at least one poll listed in the NCAA official record book
23	Undefeated regular seasons
53	College Football Hall of Famers – Aaron Taylor (1990-93) was a 2021 inductee
105	Consensus All-Americans – most recent Jeremiah Owusu-Koramoah, Liam Eichenberg and Aaron Banks (2020)
949 ^	All-time wins – second in college football history.
.733 ^	All-time winning percentage – the best in college football history.



FOOTBALL STAFF GAME DAY LOCATIONS

Coach	Position	Location
Brian Kelly	Head Coach	Sideline
Marcus Freeman	Def. Coordinator/Linebackers	Sideline
Tommy Rees	Off. Coordinator/Quarterbacks	Press Box
Mike Elston	Defensive Line	Sideline
Lance Taylor	Running Backs	Sideline
Jeff Quinn	Offensive Line	Sideline
Mike Mickens	Cornerbacks	Press Box
Chris O'Leary	Defensive Backs/Safeties	Press Box
Brian Polian	Special Teams Coordinator	Sideline
Del Alexander	Wide Receivers	Sideline
John McNulty	Tight Ends	Press Box

Note: Regular season locations; may be subject to change

FOOTBALL ATHLETIC COMMUNICATIONS STAFF

Assistant Athletics Director/ Football Communications Primary Football	Katy Lonergan	klonerg2@nd.edu c- 785-764-9941
Associate Athletics Communications Director Secondary Football	Matt Paras	mparas1@nd.edu c - 401-215-5656
Assistant Athletics Communications Director Tertiary Football	Robby Hamman	rhamman@nd.edu c - 574-808-9575



Katy Lonergan



Matt Paras



Robby Hamman

BRIAN KELLY WEEKLY AVAILABILITY

Monday	Weekly press conference	Noon ET Stadium Media Room/Zoom Video available on und.com
Saturday	Post game press conference	Stadium Media Room/Zoom Video/Transcript available on und.com

STUDENT-ATHLETE WEEKLY AVAILABILITY

Monday	Post Practice Interviews	Approximately 7:30 p.m.ET IAC/Zoom Video available on und.com
Saturday	Post Game Interviews	Stadium Media Room/Zoom Video available on und.com

MEDIA INFORMATION

GAME CREDENTIALS

- All requests for working press and broadcast credentials for Notre Dame's 2021 home football games must be made through the online credential form at UND.com/credentials. Because of the demand for credentials and the limited space available, media agencies covering the visiting school on a regular basis receive top priority. All other credentials for print media are issued on the basis of circulation. Only local radio stations with a full-time sports director conducting a daily sports show receive consideration for credentials. Non-originating, out-of-town radio stations cannot be accommodated.

CREDENTIAL DISTRIBUTION

- Media credentials will neither be mailed nor will be available for early pickup. Credentials will ONLY be distributed on game day at the Hammes Auditorium (the Joyce Center's basketball interview room, located between Gates 1 and 2). A government-issued ID is required for pickup and each individual must claim only his/her own pass. All media members **MUST** be vaccinated to cover a Notre Dame home game this season. If you have not attended a Notre Dame event before the game, you must show your vaccine card at credential distribution in order to gain entrance to the event.

PARKING

- Parking requests will be accommodated on a space-available basis. Parking passes will be electronic for the 2021 season. They will be sent out during the week of the game.

BRIAN KELLY AVAILABILITY

- The Dick Corbett Head Football Coach Brian Kelly conducts a weekly press conference at noon ET each Monday in person in the Notre Dame Stadium Media Room and also available via zoom. The half hour weekly conference previews the upcoming game. All media members who plan to attend the session in person **MUST** be vaccinated. To obtain the link for Monday's press conference, media members should contact assistant athletics director, football communications Katy Lonergan.

STUDENT-ATHLETE INTERVIEWS

- Interviews with Notre Dame student-athletes will occur on Tuesday during each game week in person at the Irish Athletics Center and also via zoom. All media members who plan to attend the session in person **MUST** be vaccinated. Interview requests for student-athletes must be submitted to Katy Lonergan by Noon ET the Sunday before the proposed interview. A player availability schedule will be distributed each Monday during the season. Media are not permitted to directly contact student-athletes or coaches to arrange interviews.

POST-GAME INTERVIEWS

- Post-game interviews for Dick Corbett Head Football Coach Brian Kelly and Notre Dame players will be held in the Stadium Media Room, along with zoom. Requests for student-athlete interviews should be submitted by the eight-minute mark of the fourth quarter to Katy Lonergan. For home games, submit to Katy Lonergan via email or Matt Paras (located in the press box or available by email at mparas1@nd.edu). Transcripts from Coach Kelly's presser will be available approximately 60 minutes following the conclusion of his post-game comments.

STATISTICAL SERVICES

- All media members will be provided with access to game notes via UND.com. Following the game, a complete post-game statistics package will be distributed via email and will contain a scoring summary, final team statistics, final individual statistics, complete play-by-play, drive charts for both halves, halftime statistics, defensive statistics, substitution chart, post-game quotes from both head coaches and players and post-game notes. Live in-game statistics will be available via StatBroadcast.
- Following each Notre Dame home game, the athletic communications office will be happy to email whatever information media members need to their respective agencies. Please ask any member of the athletic communications staff for assistance on this matter.

COLLEGEPRESSBOX.COM

- CollegePressBox.com has Notre Dame contact information, weekly team and opponent game notes, stats, depth charts and complete final game books along with complete media guide, spring guide, a complete listing of beat reporters, radio broadcasters, television stations and much, much more. Log on with username and password obtained through the Football Writers Association of America.

UND.COM/PRESSBOX

- All Notre Dame football information is available on the official athletics department website of the University of Notre Dame, UND.com. Game notes, depth chart, biographies of players and coaches, transcripts of press conferences, video archives of interview sessions, special features and more can all be found at UND.com.



Table with 7 columns: No., Name, Pos., Ht., Wt., Ac., Elg., Hometown/High School. Rows include players like Jayson Ademilola, Justin Ademilola, Litchfield Ajavon, etc.

Table with 7 columns: No., Name, Pos., Ht., Wt., Ac., Elg., Hometown/High School. Rows include players like Jacob Lacey, Braden Lenzy, Harrison Leonard, etc.

Note: Class years are academic enrollment; Eligibility is in regards to on the field.

Table with 4 columns: Name, Pronunciation, Acronym, and other identifiers. Rows include Isiah Foskey, Giovanni Ghilotti, Aidan Keanaaina, etc.

Table with 3 columns: Name, Pronunciation, and Acronym. Rows include Jayson Ademilola, Justin Ademilola, Litchfield Ajavon, etc.

Table with 3 columns: Name, Pronunciation, and Acronym. Rows include Pat Coogan, Zeke Correll, Jonathan Doerer, etc.



Table with columns: No. Name, Pos., Ht., Wt., Cl., Elg., Hometown/High School. Rows 0-38.

Table with columns: No. Name, Pos., Ht., Wt., Cl., Elg., Hometown/High School. Rows 39-99.

Note: Class years are academic enrollment; Eligibility is in regards to on the field.

Table with columns: No., Name, Pronunciation. Rows 57-17.

Table with columns: No., Name, Pronunciation. Rows 78-41.

Table with columns: No., Name, Pronunciation. Rows 7-44.

Table with columns: No., Name, Pronunciation. Rows 11-85.

NOTRE DAME OFFENSE

Pos.	No.	Name	Ht.	Wt.	Class	Elig.*
WR	4	Kevin Austin Jr.	6-2	215	Sr.	Jr.
	16	Deion Colzie	6-4 ¾	195	Fr.	Fr.
WR	21	Lorenzo Styles	6-1 1/8	195	Fr.	Fr.
	29	Matt Salerno	6-0 5/8	199	Sr.	Jr.
LT	76	Joe Alt	6-7 5/8	305	Fr.	Fr.
	79	Tosh Baker	6-8	307	So.	Fr.
LG	73	Andrew Kristofic	6-4 ¼	295	Jr.	So.
	52	Zeke Correll	6-3	295	Jr.	So.
	50	Rocco Spindler	6-4 5/8	300	Fr.	Fr.
C	55	Jarrett Patterson	6-4 ½	307	Sr.	Jr.
	78	Pat Coogan	6-5 1/8	305	Fr.	Fr.
RG	62	Cain Madden	6-2 ½	310	Gr.	*Sr.
	56	John Dirksen	6-5 1/8	306	Sr.	Jr.
RT	75	Josh Lugg	6-6 7/8	305	Gr.	Sr.
	77	Quinn Carroll	6-6 5/8	313	Jr.	So.
TE	87	Michael Mayer	6-4 ½	251	So.	So.
	85	George Takacs	6-6	247	Sr.	Jr.
	88	Mitchell Evans	6-5 1/8	250	Fr.	Fr.
WR	0	Braden Lenzy	5-11 3/8	182	Sr.	Jr.
	21	Lorenzo Styles	6-1 1/8	195	Fr.	Fr.
QB	17	Jack Coan	6-3 ¼	223	Gr.	Sr.
	10	Drew Pyne	5-11 ½	200	So.	Fr.
	12	Tyler Buchner	6-1	215	Fr.	Fr.
RB	23	Kyren Williams	5-9	199	Jr.	So.
	25	Chris Tyree	5-9 ½	190	So.	So.
or	22	Logan Diggs	6-0	206	Fr.	Fr.

NOTRE DAME DEFENSE

Pos.	No.	Name	Ht.	Wt.	Class	Elig.*
VYP	7	Isaiah Foskey	6-5	260	Jr.	So.
	9	Justin Ademilola	6-1 ¾	255	Sr.	Jr.
or	12	Jordan Botelho	6-2 ½	245	So.	So.
DT	57	Jayson Ademilola	6-3	280	Sr.	Sr.
	99	Rylie Mills	6-5 1/8	283	So.	So.
	54	Jacob Lacey	6-1 5/8	275	Jr.	Jr.
NG	41	Kurt Hinich	6-1 ¾	300	Gr.	*Sr.
	56	Howard Cross III	6-0 7/8	275	Jr.	So.
	54	Jacob Lacey	6-1 5/8	275	Jr.	Jr.
DE	95	Myron Tagovailoa-Amosa	6-2 ½	268	Gr.	Sr.
	31	Nana Osafo-Mensah	6-3 1/8	250	Jr.	So.
	90	Alexander Ehrensberger	6-6 7/8	255	So.	Fr.
WILL	27	JD Bertrand	6-1	230	Jr.	So.
	32	Prince Kollie	6-2 ½	222	Fr.	Fr.
MIKE	40	Drew White	6-0 ¼	228	Gr.	Sr.
	52	Bo Bauer	6-2 ¾	233	Gr.	Sr.
ROV	24	Jack Kiser	6-1 5/8	222	Jr.	So.
	or	10	Isaiah Pryor	6-1 ½	217	Gr.
or	26	Xavier Watts	5-11 ½	195	So.	Fr.
CB	5	Cam Hart	6-2 ½	205	Jr.	So.
	11	Ramon Henderson	6-2 ½	207	So.	So.
FS	2	DJ Brown	6-0 3/8	200	Sr.	Jr.
	10	Isaiah Pryor	6-1 1/2	217	Gr.	Sr.
SS	3	Houston Griffith	6-0 ¼	202	Gr.	Sr.
	16	KJ Wallace	5-10 ¼	185	Jr.	So.
CB	6	Clarence Lewis	5-11 ½	193	So.	So.
	28	TaRiq Bracy	5-10 1/8	177	Sr.	Sr.

NOTRE DAME SPECIAL TEAMS

Pos.	No.	Name	Ht.	Wt.	Class	Elig.*
KO	39	Jonathan Doerer	6-3	197	Gr.	*Sr.
	91	Josh Bryan	5-11 5/8	183	Fr.	Fr.
PK	39	Jonathan Doerer	6-3	197	Gr.	*Sr.
	91	Josh Bryan	5-11 5/8	183	Fr.	Fr.
P	19	Jay Bramblett	6-1 ½	197	Jr.	Jr.
	39	Jonathan Doerer	6-3	197	Gr.	*Sr.
LS	65	Michael Vinson	6-2	230	Sr.	Jr.
	44	Alex Peitsch	6-1 1/8	210	So.	Fr.

NOTRE DAME SPECIAL TEAMS

Pos.	No.	Name	Ht.	Wt.	Class	Elig.*
HLD	19	Jay Bramblett	6-1 ½	197	Jr.	Jr.
	30	Jake Rittman	6-2 ½	210	Sr.	Jr.
PR	29	Matt Salerno	6-0 5/8	199	Sr.	Jr.
or	23	Kyren Williams	5-9	199	Jr.	So.
KR	25	Chris Tyree	5-9 ½	190	So.	So.
	29	Matt Salerno	6-0 5/8	199	Sr.	Jr.

* - Super Senior

Note: Class years are academic enrollment; Eligibility is in regards to on the field.

STANFORD - THE LAST TIME

- **November 30, 2019 – Notre Dame 45, Stanford 24:** The 16th-ranked University of Notre Dame football team overcame a 10-point deficit and scored 24 unanswered points to close out the regular season with a 45-24 victory over Stanford on Saturday at Stanford Stadium. The Irish (10-2) reached the 10-win plateau for the third straight season and the fourth time in five years. Quarterback Ian Book became the first Notre Dame quarterback to throw for at least four touchdowns five times in a season, going 17-for-30 for 255 yards. Wide receiver Chase Claypool snared two touchdown passes, surpassing Jim Seymour to move into 10th place in the Irish record books with 18 career touchdown receptions. He finished with three catches for 63 yards, while tight end Cole Kmet led all Irish receivers with five catches for 77 yards. Linebacker Jeremiah Owusu-Koramoah led the Irish with nine tackles, while defensive lineman Ade Ogundeji had six tackles, 1.5 sacks and a forced fumble and Khalid Kareem had five tackles and recovered a fumble for a touchdown.

SERIES HISTORY

STANFORD (21-13)

H: 13-4; A: 7-9; N: 1-1

Brian Kelly Era: 4-6

Location (BK Era)	Year	Score
Notre Dame Stadium	2010	STAN 37, ND 14
Stanford Stadium	2011	STAN 28, ND 14
Notre Dame Stadium	2012	ND 20, STAN 13
Stanford Stadium	2013	STAN 27, ND 20
Notre Dame Stadium	2014	ND 17, STAN 14
Stanford Stadium	2015	STAN 38, ND 36
Notre Dame Stadium	2016	STAN 17, ND 10
Stanford Stadium	2017	STAN 38, ND 20
Notre Dame Stadium	2018	ND 38, STAN 17
Stanford Stadium	2019	ND 45, STAN 24

STANFORD CONNECTIONS

- Notre Dame Associate Head Coach/Special Teams Coordinator **Brian Polian** was the Special Teams Coordinator/Recruiting Coordinator/Safeties Coach on David Shaw staff for his initial season at Stanford in 2011. **Polian** was also at Stanford the season prior as the Special Teams Coordinator/Safeties Coach.
- Running Backs Coach **Lance Taylor** was on Shaw's staff from 2014-16 in the same role and oversaw Christian McCaffrey and Bryce Love during that time.

CREATING HAVOC

- Under new defensive coordinator **Marcus Freeman**, the Irish defense has been one of the nation's best at creating havoc plays this season, as Notre Dame has totaled 38 sacks this season, which ranks fourth in the NCAA.
- The 38 sacks are the most in the **Brian Kelly** era and the most in a single season since 2003 (39). They are three sacks shy of tying the program record for a single season (41).
- 15 different players have recorded a sack this season after **Isaiah Pryor** and **Alexander Ehrensberger** got their first two sacks of the season against Georgia Tech.
- The Irish defense has also been adept at taking the ball away with 21 takeaways, a number that ranks 13th in the NCAA.
- Of those 21 takeaways, the Irish have tallied 15 interceptions from nine different players after Ramon Henderson tallied his first career interception against Virginia.
- The 15 interceptions are tied for fifth in the NCAA. It is the most interceptions since 2014 when the Irish had 16 that season.
- The nine players with an interception is the most since 2014 when they also had nine different players with interceptions.
- Notre Dame has been stingy in allowing points this season. They rank 12th in scoring defense by limiting opponents to 18.6 points per game this season.
- The Irish have not allowed a touchdown in the last three games. It is the first time since 2012 that they have not allowed a touchdown in three-straight games.
- The Irish defense has outscored the opposing teams 14-9 over the past three games.
- The defense has also been able to find the endzone this season with four defensive scores. The four touchdowns are tied for sixth nationally.
- **Kyle Hamilton** and **DJ Brown** both lead the team with three interceptions each and are tied for 20th nationally.
- **Hamilton** and **Cam Hart** both had two interceptions in a game this season, the first time since 2018 that the Irish have had two players with two interceptions in a game in the same season (**Jalen Elliott** and **Alohi Gilman**).
- The depth of the defense has been on full display as 19 different players have recorded a tackle-for-loss this season.

IRISH ZAP YELLOW JACKETS

- Notre Dame posted its most complete win of the season in the 55-0 shutout win over Georgia Tech to close the home slate.
- It was the fifth-largest shutout in program history and the largest since a 62-0 win over Rutgers in 1996.
- The win gave the Irish their 53rd win over the past five

seasons, which tied the program record for most wins over a five-year span (53 - 1988-92).

- The Irish improved to 31-2 at home over the past three seasons, the third most wins at home nationally over that span (Clemson 33, Alabama 32).
- The win gave the Irish their 41st-straight win over an unranked opponent, the longest-active streak in the FBS.
- It was also the 24th-consecutive win over an ACC opponent during the regular season. 18 of those wins have been by 10 points or more.
- The win gave the Irish 10 for the fifth-straight season. It is the first time in program history that they have won 10 or more games in five-consecutive seasons.
- The Irish scored 45 points in the first half, the second most in the modern era and the most since 2017 against Miami (OH) (45).
- Notre Dame has won 26-straight games when scoring 40 points or more and 35-consecutive games when allowing less than 20 points.
- The Irish had two defensive touchdowns in the win for the second time this season (Wisconsin - 2). They are the only team in the FBS to have two games with multiple defensive touchdowns against Power-5 opponents.
- Linebacker **Jack Kiser** scored his second touchdown of the season after the 43-yard interception return. He is the first Irish defensive player since **Julian Love** in 2017 to score two touchdowns in a single season.
- It was the second-straight game the Irish have held opponents scoreless in the first half, the first time since 2015 against Wake Forest and Boston College.
- Defensive lineman **Myron Tagovailoa-Amosa** recorded his first career touchdown on a 70-yard fumble return and blocked a field goal. It was the first fumble return for a touchdown since 2020 (**Jeremiah Owusu-Koramoah** vs. Clemson) and first blocked field goal since 2019 (**Julian Okwara** vs. Bowling Green).
- Linebacker **Bo Bauer** had a team-high nine tackles in the win, the second-straight week he has recorded nine tackles.
- Defensive lineman **Howard Cross III** set career-highs with 2.0 sacks and 2.0 tackles-for-loss.

BE LIKE MIKE

- Tight end **Michael Mayer** is one of the best tight ends in the country, as he ranks in the top-four among tight ends in receptions and receiving yards per game. He ranks fourth in receptions with 55 and fourth in receiving yards per game with 66.3.
- For the season, 34 of his 55 receptions have resulted in a first down for the Irish.
- **Mayer** hauled in his fifth touchdown of the season on a career-long 52-yard pass against Georgia Tech. He moved into a tie for second all-time for most receiving touchdowns by a tight end in a single season.
- He also moved into second all-time for receptions by a tight end in a single season, third for most career receiving yards by a tight end (1,113) and fourth for most receiving

HONORS & AWARDS

OL Joe Alt (Fr.)

- Shaun Alexander Freshman of the Year Watch List

LB Bo Bauer (Jr.)

- Reese's Senior Bowl Watch List

P Jay Bramblett (Jr.)

- Ray Guy Award Watch List

QB Jack Coan (Gr.)

- Johnny Unitas Golden Arm Award Watch List
- Davey O'Brien Award's Great 8 List (Week 1)
- Manning Award Star of the Week (Week 1)
- Mayo Clinic Comeback Player of the Year Award Nominee
- Johnny Unitas Golden Arm Award Top-25 Candidate
- Senior CLASS Award Finalist

WR Avery Davis (Gr.)

- Team Captain
- Earl Campbell Tyler Rose Award Watch List
- Reese's Senior Bowl Watch List

K Jonathan Doerer (Gr.)

- Lou Groza Award Stars of the Week (Week 1)

S Kyle Hamilton (Jr.)

- Team Captain
- Walter Camp Preseason All-American First Team
- Associated Press Preseason All-American First Team
- Bednarik Award Watch List
- Paycom Jim Thorpe Award Preseason Watch List
- Nagurski Trophy Watch List
- Walter Camp Player of the Year Watch List
- Lott IMPACT Trophy Watch List
- Lott IMPACT Trophy Player of the Week (Week 1)
- Athlon Defensive Player of the Week (Week 3)
- Walter Camp Defensive Player of the Week (Week 3)
- Bednarik Award Player of the Week (Week 3)
- Associated Press First Team Midseason All-American
- The Athletic First Team Midseason All-American
- CBS Sports First Team Midseason All-American
- Paycom Jim Thorpe Award Semifinalist
- Bednarik Award Semifinalist
- Bednarik Award Finalist

DL Kurt Hinish (Gr.)

- Team Captain

Brian Kelly

- Dodd Trophy Midseason Watch List

yards in a single season by a tight end (663).

- Mayer** led the Irish with team-highs in receptions (7) and receiving yards (84) while adding one score in the road win over Virginia.
- It was the fifth game this season he has brought in seven or more receptions and also the fifth game he has led the team in receptions.
- Mayer** joined **Ken MacAfee** and **Tyler Eifert** as the only Notre Dame tight ends with 50 or more catches in a single season.
- He notched five receptions for 54 yards in the home win over Southern Cal. He has totaled at least five receptions in six of his 10 games this season.
- Mayer** led the Irish against Cincinnati with eight receptions and 93 yards on the afternoon.
- Mayer** had seven catches for 61 yards in the win over Wisconsin at Soldier Field.
- In the win over Toledo, **Mayer** finished the game with team-high marks in receptions (7), receiving yards (81) and receiving touchdowns (2).
- It was the first time in **Mayer's** career that he has had a multi-touchdown game.
- Dating back to last season, **Mayer** collected seven or more receptions in three-straight games (Alabama, Florida State and Toledo). The last Irish receiver to have three-consecutive games with seven or more receptions was Michael Floyd in 2011 (Maryland - 8; Boston College - 10 and Stanford - 8).
- In just his second collegiate season, **Mayer** is already climbing the ranks in the Notre Dame Record Book:

2021 MAYER RECORD WATCH

Record	Player	Leaders
Tight End Receptions (Season)	Michael Mayer	1. 63 - Tyler Eifert (2011) 2. 55 - Michael Mayer (2021)
Tight End Receptions (Career)	Michael Mayer	1. 140 - Tyler Eifert (2009-12) 2. 128 - Ken MacAfee (1974-77) 3. 100 - John Carlson (2004-07) 4. 97 - Michael Mayer (2020-)
Tight End Receiving Yards (Season)	Michael Mayer	1. 803 - Tyler Eifert (2011) 2. 797 - Ken MacAfee (1977) 3. 685 - Tyler Eifert (2012) 4. 663 - Michael Mayer (2021)
Tight End Receiving Yards (Career)	Michael Mayer	1. 1,840 - Tyler Eifert (2009-12) 2. 1,759 - Ken MacAfee (1974-77) 3. 1,113 - Michael Mayer (2020-)
Tight End Receiving Touchdowns (Season)	Michael Mayer	1. 6 - Cole Kmet (2019) 2. 5 - Michael Mayer (2021) 5 - Troy Niklas (2013) 5 - Tyler Eifert (2011) 5 - Ken MacAfee (1977)

CAN'T CONTAIN KYREN

- Running back **Kyren Williams** continued to move up the Notre Dame record books in the 55-0 home win over

Georgia Tech. He led the team with 120 all-purpose yards (58 rushing, 33 return and 31 receiving), four receptions and two rushing touchdowns.

- He moved into third all-time for most career receptions by a running back (76). He also moved into fourth for most receptions by a running back in a single season (40):

2021 WILLIAMS RECORD WATCH

Record	Player	Leaders
Running Back Receptions (Career)	Kyren Williams	1. 119 - Armando Allen Jr. (2007-10) 2. 109 - Darius Walker (2004-06) 3. 76 - Kyren Williams (2019-)
Running Back Receptions (Season)	Kyren Williams	1. 56 - Darius Walker (2006) 2. 50 - Armando Allen Jr. (2008) 3. 43 - Darius Walker (2005) 4. 40 - Kyren Williams (2021)
Running Back Receiving Yards (Career)	Kyren Williams	1. 1,137 - Joseph Heap (1951-54) 2. 947 - Bob Gladioux (1966-68) 3. 902 - Jim Morse (1954-56) 4. 833 - Armando Allen Jr. (2007-10) 5. 816 - Darius Walker (2004-06) 6. 774 - Allen Pinkett (1982-85) 7. 708 - Nick Eddy (1964-66) 8. 655 - Kyren Williams (2019-)

- Williams has had at least one rushing touchdown in each of the last seven games after the first quarter score against Georgia Tech.
- In the win over North Carolina, he finished the game with career-highs in rushing yards (199) and all-purpose yards (261).
- Williams** also tallied a career-long 91-yard rushing touchdown in the fourth quarter against the Tar Heels. It tied for the fifth longest rush in Notre Dame history and was the longest rush by an Irish player since **Chris Tyree** went 94-yards to the house against Syracuse in 2020.
- It marked the most rushing yards by an Irish player since **Dexter Williams** had 202 against Florida State in 2018.
- Williams'** 261 all-purpose yards against North Carolina were the third most by any player in FBS during week nine.
- It marked the most all-purpose yards by an Irish player since **Golden Tate** totaled 275 (244 receiving, 31 rushing) against Washington in 2009.
- Williams** had a career-long 47 yard punt return in the first quarter against the Tar Heels.
- Williams** rushed for over 100 yards in consecutive games against the Trojans and Tar Heels for the first time this season and the third time in his career.
- In the win over Southern Cal, **Williams** had his first 100-yard game of the season, as he finished with 138 yards rushing on the night.
- Williams** finished the game against the Trojans with two rushing touchdowns for the first time in 2021 and the sixth time in his career.
- He tallied 180 all-purpose yards (138 rushing, 42 receiving) in the win over Southern Cal, the second highest total this season and fourth highest of his career.

HONORS & AWARDS, CONT.

OL Josh Lugg (Sr.)

- Reese's Senior Bowl Watch List

OL Cain Madden (Gr.)

- Walter Camp Preseason All-American Second Team
- Associated Press Preseason All-American First Team
- Outland Trophy Watch List
- Rotary Lombardi Award Watch List
- Reese's Senior Bowl Watch List

TE Michael Mayer (So.)

- Biletnikoff Award Watch List
- John Mackey Award Watch List
- John Mackey Tight End of the Week (Week 2)
- John Mackey Award Semifinalist

OL Jarrett Patterson (Sr.)

- Team Captain
- Associated Press Preseason All-American Second Team
- Rimington Trophy Watch List
- Outland Trophy Watch List
- Rotary Lombardi Award Watch List
- Rimington Trophy Midseason Watch List

DL Myron Tagovailoa-Amosa (Gr.)

- Team Captain
- Allstate AFCA Good Works Team Nominee
- Nagurski Trophy Watch List
- Wuerffel Trophy Watch List
- Reese's Senior Bowl Watch List
- Polynesian College Player of the Year Award Watch List

LS Michael Vinson

- Patrick Mannelly Award Watch List

RB Kyren Williams (So.)

- Paul Hornung Award Finalist
- Team Captain
- Associated Press Preseason All-American First Team
- Maxwell Award Watch List
- Doak Walker Award Candidate
- Walter Camp Player of the Year Watch List
- Paul Hornung Award Honor Roll (Week 3)
- Paul Hornung Award Honor Roll (Week 6)
- Paul Hornung Award Honor Roll (Week 8)
- Paul Hornung Award Honor Roll (Week 9)
- Paul Hornung Award Honor Roll (Week 10)

LB Drew White (Sr.)

- Team Captain
- Reese's Senior Bowl Watch List

- The 180 all-purpose yards were the 10th most in the FBS during week eight and he was just one of three players in the top-10 that week who faced a power 5 opponent.
- **Williams** leads the team with 1,327 all-purpose yards, 872 rushing yards, 13 total touchdowns and is second on the team in receptions with 36.
- He ranks 20th in the country with 131.55 all-purpose yards per game. He is tied for 15th in the nation in total touchdowns with 15 and 23rd in the NCAA with 12 rushing touchdowns.

FREAKY FOSKEY

- **Isaiah Foskey** has been the most consistent member of the Irish defensive line this season as he leads the team in sacks (10.0) and tackles-for-loss (11.5).
- His 10.0 sacks on the year, a number that is tied for ninth in the country.
- He has recorded at least one sack in eight of his 11 games this season and at least one tackle-for-loss in nine of the games.
- His 10.0 sacks are the most by an Irish player since **Stephon Tuitt** had 12.0 during the 2012 season.
- The mark ranks tied with **Bert Berry** and **Mike Gann** for fourth all-time at Notre Dame for most sacks in a single season.

2021 FOSKEY RECORD WATCH

Record	Player	Leaders
Total Sacks (Season)	Isaiah Foskey	1. 13.5 - Justin Tuck (2003) 2. 12.0 - Stephon Tuitt (2012) 3. 10.5 - Victor Abiamiri (2006) 4. 10.0 - Isaiah Foskey (2021) 10.0 - Bert Berry (1996) 10.0 - Mike Gann (1984)

- **Foskey** is second in the country with five forced fumbles on the season after he tied a career high with two forced fumbles against Georgia Tech.
- **Foskey** also ranks 18th in the FBS with two fumble recoveries this season.
- In the win over Southern Cal, **Foskey** set a career high with two forced fumbles and tied a career high with 2.0 sacks.
- **Foskey** forced his first-career fumble against Cincinnati after recording his first-career fumble recovery in the win over Wisconsin.
- **Foskey** began the season with a career-high eight tackles, 2.0 tackles-for-loss and 2.0 sacks in the road win over Florida State.

SUPER SPECIALISTS

- The Irish entered the 2021 season with the same kicker and punter for the third straight season with the return of

- kicker **Jonathan Doerer** and punter **Jay Bramblett**.
- **Doerer** returns for his fifth season with the Irish thanks to the extra year of eligibility and is working his way up the Irish record book:

2021 DOERER RECORD WATCH

Record	Player	Leaders
Field Goals Made (Career)	Jonathan Doerer	1. 59 - Justin Yoon (2015-18) 2. 57 - Kyle Brindza (2011-14) 3. 51 - John Carney (1984-86) 4. 48 - Jonathan Doerer (2017-)
Extra Points Made (Career)	Jonathan Doerer	1. 190 - Justin Yoon (2015-18) 2. 177 - Craig Hentrich (1989-92) 3. 153 - Jonathan Doerer (2017-)
Extra Point Percentage (Career)	Jonathan Doerer	1. 99.0 (110-111) - Nicholas Setta (2000-03) 2. 98.7 (153-155) - Jonathan Doerer (2017-)

- In the win over Georgia Tech, **Doerer** moved into second all-time in Notre Dame history with 53 games played. He passed with **Daelin Hayes**, **Drue Tranquill**, **Romeo Okwara**, **Zack Martin** and **Matthias Farley**.
- **Doerer** also moved into sole possession of fourth all-time in Notre Dame history with 48 career field goals.
- He had a season-best three field goals made and 14 points in the win over North Carolina.
- **Bramblett** has played in every game (36) for the Irish since he came to campus prior to the 2019 season.
- He sits eighth all-time in Notre Dame history with 152 punts in his career.
- He is ranked fourth all-time in Notre Dame history with a 41.9 career punting average.
- **Bramblett** launched a career-long 72-yard punt in the win over Wisconsin this season. It was the longest punt by an Irish player since Hunter Smith had a 79-yard punt against Arizona State in 1998.

BALLIN' BERTRAND

- Linebacker **JD Bertrand** continues to lead the Irish in tackles after recording four in the win over Georgia Tech.
- He leads the Irish with 87 tackles on the season and he has led or tied for the team lead in tackles in seven of the 11 games this season.
- He has had at least six tackles in nine games this season and seven tackles or more in seven games.
- He has totaled double-digit tackles in four games this season after having 10 in the win over Virginia Tech.
- **Bertrand** tied a career high with 12 tackles in the win over Purdue after he tallied 11 against Toledo and also had 12 in the season-opener against Florida State.
- The sophomore from Marietta, Georgia was the first Irish player to begin a season with three-straight double-digit

- tackles games since Courtney Watson back in 2001.
- He is also the first Irish player to have three-consecutive games (Florida State, Toledo and Purdue) with double-digit tackles since Alohi Gilman in 2018-19. Gilman had 10 tackles against Southern Cal and then 18 against Clemson in the College Football Playoff Semifinal in 2018 and followed it up with 10 tackles in the 2019 season opener against Louisville.
 - In the win over Toledo, **Bertrand** set a career high in sacks (1.0) and recovered his first career fumble to seal the game late in the fourth quarter.
 - **Bertrand** got his first career start in the opener against Florida State and his 12 tackles were the most by an Irish linebacker since Te'von Coney had 16 on Dec. 28, 2018 against Clemson.

AMONG THE NATIONS BEST

- Since the start of 2018, Notre Dame is 43-6 (.878). That rate ranks fourth among all teams who have made an appearance in the College Football Playoff since its inception in 2014.
- Among those teams, Notre Dame is one of just five teams that have totaled six or fewer losses since the beginning of 2018.
- The Irish are one of five teams who have made playoff appearances in multiple seasons.

School	Record Since 2018	Win Pct.
Alabama	48-4	.923
Ohio State	43-4	.915
Clemson	47-6	.887
NOTRE DAME	42-6	.878
Oklahoma	43-7	.860
Georgia	42-7	.857
Oregon	34-12	.739
LSU	35-14	.714
Washington	25-17	.595
Michigan State	25-19	.568
Florida State	19-26	.422

IRISH IN THE POLLS

- The Irish checked in this week at No. 5 in the AP and Coaches poll.
- Notre Dame has been ranked in the AP Top 25 for 75-consecutive weeks, the longest such streak for the Irish since the 1994 season (124 weeks).

Notre Dame - Consecutive Weeks Appearing in the AP Poll	Seasons
124	1987-1994
97	1969-1975
75	2017-Current
75	1942-1950

46	1952-1956
41	1964-1967

- The 75-week run currently ranks third among all FBS active streaks, which do not include teams who were not listed in the initial AP polls at the beginning of the 2020 season (Big Ten and Pac-12).

Team	Weeks	Seasons
Alabama	226	2008-21
Georgia	79	2017-21
NOTRE DAME	75	2017-21
Cincinnati	41	2019-21

IRISH ROLL CAVALIERS

- The Irish continued to roll with their fifth-straight win in the 28-3 victory over Virginia.
- It was the second-straight game the Irish won without allowing a touchdown. It is the first time since 2012 that the Irish had two-consecutive games without allowing a touchdown.
- The Irish are a perfect 21-0 under head coach **Brian Kelly** when limiting opponents to fewer than 10 points.
- The Irish allowed 92 yards to Virginia in the first half. It is the fewest yards allowed in the first half against an ACC opponent since Nov. 21, 2015 when they allowed 91 against Boston College.
- The Irish held the Cavaliers scoreless in the first half for the first time since 2017 when they were shutout in the first half against Virginia Tech.
- The three points scored was the fewest the Cavaliers had scored in a game since 2017 against the Hokies when they were shutout.
- With the win, it is the fifth-straight season the Irish have won nine or more games. It is the eighth time overall they have done it under **Kelly**.
- The Irish ran for 249 yards as a team, their second-highest total of the season. It was the fifth-straight game they have rushed for 150 yards or more.
- In his first career start, linebacker **Bo Bauer** set a career high with nine tackles and 1.5 sacks.
- Defensive lineman **Rylie Mills** also set career highs in tackles (4) and sacks (2).
- Defensive lineman **Howard Cross III** and cornerback **Clarence Lewis** both recorded their first career sacks.
- The Irish finished the night with seven sacks, the most in a game since 2019 against Virginia (8).

IRISH SINK MIDSHIPMEN

- The Irish defense was on full display in the 34-6 home win over Navy on Nov. 6. It was the lowest point total the Irish have given up this season.
- Notre Dame limited Navy to 184 yards of total offense, the fewest since allowing 162 yards to Pittsburgh in 2020.

- The 184 total yards for the Midshipmen were the fewest in a game against Notre Dame since 1994 when they totaled 182 yards.
- The defense allowed just 18 passing yards, the third fewest of any opponent since 1996 (Army 12-1998, Army 13-2016).
- The Irish also won their 40th-straight game when scoring 30 or more points. They have scored at least 30 points in each of their last four games.
- Notre Dame improved to 8-1 with the win, it is the 11th season under **Kelly** that the Irish have won at least eight games.
- Wide receiver **Kevin Austin Jr.** set a career high with 139 yards receiving and tied a career high with six receptions. It is the most receiving yards in a game by an Irish player since **Chase Claypool** had 146 yards against Iowa State in 2019.
- **Austin Jr.** also set a career long with a 70-yard touchdown reception in the second quarter.
- Defensive tackle **Kurt Hinish** tallied a career high 10 tackles and tied a career-high with 2.0 tackles-for-loss.
- The Irish defense recorded a safety for the first time since 2017 against North Carolina.

IRISH STOMP TAR HEELS

- The Irish continued their regular season success against the ACC with the 44-34 win over North Carolina.
- The Irish ground game was at its best all season, as they racked up a season-high 293 rushing yards as a team.
- It was the most rushing yards in a game for the Irish since they busted loose for 353 yards on the ground against Florida State in 2020.
- Quarterback **Jack Coan** broke free for a 21-yard rushing touchdown, his longest rush and first rushing touchdown with the Irish.
- Freshman wide receiver **Lorenzo Styles** led the team with a career-high 74 yards and tied a career high with three receptions. He also had a career-long 40-yard reception in the third quarter.
- Fellow freshman running back **Logan Diggs** scored his first-career-rushing touchdown. He finished the game with a career-high 11 rushes for 42 yards.
- Defensive lineman **Jordan Botelho** notched his first-career sack in the fourth quarter. He is the 10th different Irish player with a sack this season.

IRISH CONQUER TROJANS

- Notre Dame retained the Jeweled Shillelagh Trophy with its fourth-straight win against the Trojans after the 31-16 win on Oct. 23.
- The four-straight wins over Southern Cal is the longest-win streak for the Irish against the Trojans since 1983-93 when they won 11-straight games.

- With the win, the Irish continue to hold all five of their traveling rivalry trophies, a feat they have held since the 2018 season.
- Head coach Brian Kelly improved to 8-3 all-time against Southern Cal. He tied Frank Leahy for the second-most wins all-time against the Trojans.
- Notre Dame also extended its win-streak to 32 games when allowing fewer than 20 points.
- The 16 points marked the fewest points Southern Cal has scored in a game since Sept. 28, 2019, when they were limited to 14 points against Washington.
- It was the ninth-straight home night win for the Irish, a streak that dates back to the 2017 season.
- Notre Dame had five drives of 70 yards or more in the win. The last time they had five 70-yard drives or more in a game was Oct. 10, 2020, in a win over Florida State
- The Irish improved to 10-2 all-time under Kelly coming off the bye week.

ENTER SANDMAN, EXIT IRISH

- The Irish secured another comeback win this season when they scored 11-unanswered points to defeat Virginia Tech 32-29 at Lane Stadium on Oct. 9.
- The win gave the Irish their third win this season when trailing in the fourth quarter. It ties for the most in a single season during the Kelly era.
- The win was also the eighth-straight road win for the Irish, a streak that goes back to 2019.
- Quarterback **Jack Coan** led the Irish on two scoring drives in the final three minutes to complete the comeback. It is his second game-winning drive in the final two minutes of the season after not having one in his career entering this year.
- Fellow quarterback **Tyler Buchner** set a Notre Dame record in the win. He is the first true freshman quarterback to have a passing and rushing touchdown in the same game.
- **Buchner** had his first career rushing touchdown in the second quarter, followed by a passing touchdown to Kyren Williams right before halftime to give the Irish their first lead of the night.
- **Buchner** finished with a career-high 113 passing yards and a career-long 46-yard pass to **Kevin Austin Jr.**
- **Williams** had 107 all-purpose yards (81 rushing, 26 receiving) for his fourth game this season with 100 all-purpose yards or more. He had a rushing and a receiving touchdown in the same game for the third time in his career.
- Cornerback **Tariq Bracy** notched his first career interception against the Hokies.
- Kicker **Jonathan Doerer** hit his second game-winning field goal this season with the 48-yarder with 17 seconds left in the fourth quarter that put the Irish up for good.

MONSTERS OF THE MIDWAY

- Notre Dame's defense had shades of the 1985 Bears when they flexed their muscle in the 41-13 win over #15/#18 Wisconsin on Sept. 25.
- The Irish allowed just 13 points for the second-consecutive game and the defense scored two touchdowns in the win.
- Linebackers **Jack Kiser** and **Drew White** both returned interceptions for touchdowns late in the fourth quarter. It was the first time since 2002 against Stanford that the Irish had two interceptions returned for a touchdown in the same game.
- The Irish also scored on special teams after a 96-yard kickoff return from **Chris Tyree** put Notre Dame up for good in the fourth quarter.
- It was the first Irish kick return for a touchdown since CJ Sanders did it against Army during the 2016 season.
- It was the first kickoff return for a touchdown Wisconsin had given up in its previous 122 games since Duane Bennett did it for Minnesota against the Badgers on Nov. 12, 2011.
- The Irish finished the game with four interceptions and five takeaways total.
- It was the first time since 2013 against Rutgers in the Pinstripe Bowl that the Irish had four interceptions in a game.
- It was the first time since 2019 against Virginia that they had five takeaways in a single game.
- Notre Dame tallied an offensive, defensive and special teams touchdown in the same game for the first time since 2005 against Tennessee. Brady Quinn threw for a touchdown and Tom Zbikowski had a punt return and interception return for a touchdown.
- Wide receiver **Kevin Austin** set career highs with six receptions and two touchdowns. It was the first multi-touchdown game of his career.
- Quarterback **Drew Pyne** came on after the injury to **Jack Coan** and tossed his first career touchdown pass to **Austin** in the fourth quarter.
- **Pyne** finished with six completions for 81 yards and a touchdown, which were all career-best numbers.
- Punter **Jay Bramblett** boomed a 72-yard punt in the second quarter. It was the longest punt by an Irish player since Hunter Smith had a 79-yard punt against Arizona State in 1998.
- The Irish scored 31 points in the final quarter, setting the modern record for most points scored in the fourth quarter. The all-time record for most points scored in the fourth quarter was 32 against St. Viator back in 1912.
- The last time Notre Dame scored 31 points in a quarter was on Sept. 14, 2019 against New Mexico in the second quarter.

SURPASSING A LEGEND

- With the 41-13 win on Sept. 25 over Wisconsin, head coach **Brian Kelly** surpassed Knute Rockne for the most wins all-time in Notre Dame history with 106⁺.
- **Kelly** stands alone as the only Irish coach in history to post six seasons with 10 wins or more (2012⁺, 2015, 2017, 2018, 2019 and 2020).
- **Kelly** is in his 12th year on the Irish sidelines and is just the second coach in Notre Dame history to coach 12 or more years in South Bend (Rockne - 13).

SHILLELAGH STAYS HOME

- The Irish extended their winning streak to nine games over Purdue to retain the Shillelagh Trophy with the 27-13 win on Sept. 18.
- The Irish defense limited the Boilermakers to their fewest points in a game since Oct. 26 2019 against Illinois.
- With the win, the Irish extended its longest modern-era home winning streak to 26 games.
- Running back **Kyren Williams** led the way with 168 all-purpose yards.
- Quarterback **Jack Coan** finished the day with 223 yards and two touchdowns, his third-straight game with two touchdowns or more.
- It is the first time in Coan's career he has had two or more touchdowns in three-straight games. It is also Coan's second career streak of three-straight games with 200 yards passing or more.
- Wide receiver **Avery Davis** was **Coan's** favorite target against Purdue as he had a career day with five receptions for 120 yards and a 62-yard touchdown reception.

HAMILTON THE HUNTER

- Safety **Kyle Hamilton** tied a career high with 10 tackles and hauled in an interception in the win over Purdue.
- One of his tackles stopped a fourth-down conversion for the Boilermakers in the first quarter. The Irish offense scored a touchdown on the ensuing drive to take a lead they would not relinquish the rest of the game.
- **Hamilton's** interception came in the fourth quarter to improve his total to three on the year.
- He has eight interceptions in his Irish career which is just three shy from tying Shane Walton and Todd Lyght for ninth all-time in program history.
- Following his performance against Purdue, he garnered player of the week awards from Walter Camp, Bednarik Award and Athlon.

TALKING TOLEDO

- With the Irish trailing by five with 1:35 left in the home-opener against Toledo, quarterback **Jack Coan** led the Irish on the 75-yard game-winning drive in just three plays that was capped off with an 18-yard touchdown pass to **Michael Mayer**. After the two-point conversion, the Irish took a 32-29 lead that they would not relinquish to improve to 2-0 on the season.
- It was **Coan's** first game-winning drive in the final two minutes of the game in his career.
- The last time the Irish had a game-winning drive in the final minutes of the game was in 2019 when Ian Book led an 18-play, 87-yard touchdown drive to defeat Virginia Tech 21-20.
- **Coan** finished the game with 239 yards and two touchdowns. It is just the third time in his career that he has had back-to-back multi-touchdown games.
- Fellow quarterback **Tyler Buchner** made his collegiate debut against the Rockets and ripped off a 26-yard run on the first snap of his career.
- **Buchner** led the Irish on a five-play, 96-yard drive in his first-career series than ended in a 43-yard touchdown run from **Kyren Williams**.
- In the fourth quarter, **Buchner** recorded his first touchdown pass when he connected with **Chris Tyree** for a 55-yard strike.
- It was **Tyree's** longest-career-reception and his first-receiving touchdown of his career.
- The win gave the Irish their second-consecutive win by three points or less. It is the first time since the 2009 season that Notre Dame has won back-to-back games by three points or less. In 2009, the Irish defeated Michigan State 33-30 and followed it up with a 24-21 win over Purdue.
- Notre Dame won its first game when trailing at halftime since Sep. 28, 2019, when they defeated Virginia, 35-20, after trailing, 17-14, at the half.

SUNDAY'S BEST

- The Irish opened the 2021 season as the only college football game on Labor Day Sunday and they did not disappoint in their 41-38 overtime thriller over the Seminoles, as Graduate student **Jonathan Doerer** hit a 41-yard field goal in the first overtime to clinch the win for the Irish. He was awarded the game ball following the game. He was also named a Lou Groza Award Star of the Week following his performance against the Seminoles.
- It was the first Irish win on the final play of the game since 2014 when the Irish defeated LSU in the Music City Bowl on a 32-yard Kyle Brindza field goal as time expired.
- Notre Dame recorded its first overtime road win in program history against the Seminoles. The Irish were previously 0-3 in road overtime games since it was

adopted prior to the 1996 season.

- The Irish also claimed their fifth-consecutive season opening win. Notre Dame improved to 10-2 under head coach **Brian Kelly** in season openers.
- Notre Dame tallied 41 points in the win, the most in a season-opener since 2017, when they scored 49 in the win over Temple.
- The Irish improved to 26-5-2 in true road games to open the season with the win. They have won four of their last five true road season-openers.

YOU DON'T KNOW JACK

- Graduate student **Jack Coan** had one of the best games of his collegiate career as he set career highs with 366 yards and four touchdowns along with tying a career high with 26 completions in the win over Florida State.
- The 366 yards set a Notre Dame record for most passing yards in a season-opening game. The previous record was held by current offensive coordinator **Tommy Rees** when he threw for 346 yards against Temple in 2013.
- **Coan** also tied the Notre Dame record for most passing touchdowns in a season-opener with four. He tied with Jimmy Clausen (2009) and Ron Powlus (1994).
- His 366 yards ranked fifth nationally for Week 1 and he was the only quarterback in the Top-5 who had a true road game.
- He became the eighth-straight quarterback to record a win in their first start with the Irish, a streak dating back to the 2007 season.
- On the first drive of the game, **Coan** connected with **Michael Mayer** for a 41-yard touchdown pass on fourth-and-one to give the Irish an early 7-0 advantage just over two minutes into the game.
- **Coan** got the Irish back in front when he hit **Joe Wilkins Jr.**, for a 23-yard touchdown pass with 2:25 remaining in the first half.
- After falling behind in the beginning of the third quarter, **Coan** brought the Irish back ahead on the very next drive. He went 3-for-3 on the ensuing drive and capped it with a 37-yard touchdown pass to **Kevin Austin Jr.**, on third-and-one.
- His fourth touchdown pass of the night came on the next drive in the third quarter where he went 4-for-4 for 79 yards. Facing third and goal, he hit **Kyren Williams** in the flat for a six-yard touchdown pass.
- All four of his touchdown passes came on third or fourth down.

THE MAYER OF TALLAHASSEE

- Sophomore tight end **Michael Mayer** did not waste any time making an impact this season for the Irish, as he was the main target on their very first drive of the season.
- One the first play from scrimmage, Coan hit Mayer

in the flat for a 25-yard pass. Four plays later, the pair connected on a 41-yard touchdown pass on fourth-and-one to put the Irish ahead 7-0. The 41-yard reception was a career best mark for Mayer.

- At the half, Mayer had five receptions for 89 yards. The 89 yards had already bested his previous career high mark of 73 yards.
- He finished the game with 120 receiving yards for his first 100-yard game of his career.
- He was the first Irish tight end to record a 100-yard game since Cole Kmet had 108 yards against Georgia in 2019.
- He finished the night with career-best marks in receptions (nine) and yards (120).
- The nine receptions ties the Notre Dame record for most receptions by a tight end in a single game.
- The 120 yards receiving was the most by an Irish tight end since Sept. 11, 2010 when Kyle Rudolph hauled in 164 yards against Michigan.
- It also ranks fifth all-time in Notre Dame history for most receiving yards in a single game by a tight end.
- He tied for the NCAA lead for receiving yards among tight ends in Week 1. He was the only player tied for the lead who played in a true road game.

I AM KYLE HAMILTON

- Junior safety Kyle Hamilton made his presence known in the season opening win over the Seminoles.
- He recorded two interceptions for the first multi-interception game of his career. He also totaled six tackles on the night.
- Hamilton was tied for the lead nationally for interceptions during Week 1. He was just one of two players to have two interceptions in true road games.
- He was the first Irish player to record two interceptions in a game since Alohi Gillman had two against Syracuse in 2018.
- After both interceptions, the Irish offense scored a touchdown.

2021 CAPTAINS

- Dick Corbett Head Football Coach Brian Kelly announced seven team captains for Notre Dame's 2021 football campaign this fall. They include Avery Davis, Kyle Hamilton, Kurt Hinish, Jarrett Patterson, Myron Tagovailoa-Amosa, Drew White and Kyren Williams. All seven players were SWAT captains during the summer workouts.
- The seven captains tie for the most in a single season in Notre Dame history. The Irish named seven captains prior to the 2017 and 2019 seasons.

NOTRE DAME ACC SCHEDULING AGREEMENT

- In a partnership that began in 2014, the University of Notre Dame and the Atlantic Coast Conference agreed to schedule the Irish to play, on average, five ACC opponents each season. Originally scheduled through the 2025 season, the games have now been scheduled through the 2037 campaign.
- Notre Dame is 36-7 (.837) against ACC opponents since the scheduling agreement began during the 2014 season:

Year	Opponent	H/A/N	W/L	Score
2014	Syracuse	N	W	31-15
2014	North Carolina	H	W	50-43
2014	Florida State	A	L	27-31
2014	Louisville	H	L	28-31
2015	Virginia	A	W	34-27
2015	Georgia Tech	H	W	30-22
2015	Clemson	A	L	22-24
2015	Pittsburgh	A	W	42-30
2015	Wake Forest	H	W	28-7
2015	Boston College	N	W	16-13
2016	Duke	H	L	35-38
2016	Syracuse	N	W	50-33
2016	NC State	A	L	3-10
2016	Miami	H	W	30-27
2016	Virginia Tech	H	L	31-34
2017	Boston College	A	W	49-20
2017	North Carolina	A	W	33-10
2017	NC State	H	W	35-14
2017	Wake Forest	H	W	48-37
2017	Miami	A	L	8-41
2018	Wake Forest	A	W	56-27
2018	Virginia Tech	A	W	45-23
2018	Pittsburgh	H	W	19-14
2018	Florida State	H	W	42-13
2018	Syracuse	N	W	36-3
2019	Louisville	A	W	35-17
2019	Virginia	H	W	35-20
2019	Virginia Tech	H	W	21-20
2019	Duke	A	W	38-7
2019	Boston College	H	W	40-7
2020~	Duke	H	W	27-13
2020~	Florida State	H	W	42-26
2020~	Louisville	H	W	12-7
2020~	Pittsburgh	A	W	45-3
2020~	Georgia Tech	A	W	31-13
2020~	Clemson	H	W	47-40 (2OT)
2020~	Boston College	A	W	45-31
2020~	North Carolina	A	W	31-17
2020~	Syracuse	H	W	45-21
2021	Florida State	A	W	41-38 (OT)
2021	Virginia Tech	A	W	32-29
2021	North Carolina	H	W	44-34
2021	Virginia	A	W	28-3
2021	Georgia Tech	H	W	55-0

- The Irish completed their fourth-straight undefeated regular season against the ACC in 2021 (5-0). They have won 24-straight games against the ACC in the regular season dating back to 2017.
- In 2020, the Irish went 9-0 in ACC play, with wins over Duke, Florida State, Louisville, Pitt, Georgia Tech, Clemson, Boston College, North Carolina and Syracuse.
- In 2019, the Irish went undefeated against the ACC, beating Louisville, Virginia, Virginia Tech, Duke and Boston College as part of the scheduling agreement.

NOTRE DAME ACC FUTURE SCHEDULES

Year	Opponent	H/A/N
2022	North Carolina	A
2022	Syracuse	A
2022	Boston College	H
2022	Clemson	H
2023	NC State	A
2023	Duke	A
2023	Louisville	A
2023	Wake Forest	H
2023	Clemson	A
2023	Pittsburgh	H
2024	Miami	H
2024	Georgia Tech	A
2024	Florida State	H
2024	Virginia	H
2025	Miami	A
2025	NC State	H
2025	Boston College	A
2025	Pittsburgh	A
2025	Syracuse	H
2026	Florida State	A
2026	Louisville	H
2026	North Carolina	A
2026	Syracuse	H
2026	Virginia	H
2027	Clemson	A
2027	Duke	A
2027	Georgia Tech	H
2027	Virginia Tech	H
2027	Wake Forest	A
2028	Boston College	H
2028	Clemson	H
2028	Miami	H
2028	Pittsburgh	A
2028	Virginia Tech	A
2029	Florida State	A
2029	Georgia Tech	H
2029	NC State	A
2029	Syracuse	A
2029	Wake Forest	H
2030	Boston College	A
2030	Duke	H
2030	Florida State	H
2030	Louisville	A
2030	North Carolina	H
2031	*Clemson	A
2031	Miami	H
2031	North Carolina	A
2031	NC State	H
2031	Virginia	A
2032	Florida State	H
2032	Georgia Tech	A
2032	Louisville	H
2032	Miami	A
2032	Wake Forest	H
2033	Boston College	A
2033	Duke	A
2033	Louisville	A
2033	Pittsburgh	H
2033	Virginia Tech	H
2034	Clemson	H
2034	Miami	A
2034	Pittsburgh	A
2034	Syracuse	H
2034	Virginia	H
2035	Boston College	H
2035	Duke	H
2035	Louisville	A
2035	NC State	A
2035	Virginia	A
2036	Florida State	H
2036	Georgia Tech	A
2036	North Carolina	A
2036	Pittsburgh	H
2036	*Virginia Tech	A
2037	Clemson	A
2037	Miami	H
2037	NC State	H
2037	Syracuse	A
2037	Wake Forest	A

~-- Irish received new schedule as part of 2020 ACC membership

- The Irish improved to 28-1 in regular-season games against Atlantic Coast Conference opponents over the last four seasons (2017-21) after the win over Georgia Tech.
- Notre Dame has won 11-straight ACC road games and 14-consecutive ACC home games.
- There have been, and in the future there will be, seasons when the Irish face just four ACC opponents but will eventually even out the agreement by facing six ACC teams in another year (this occurred in 2014 and 2015 and is set to occur in 2021-22 and 2022-23).

IRISH VS. THE PAC-12 CONFERENCE

Team	Home				Away				Neutral				Overall			
	W	L	T	%	W	L	T	%	W	L	T	%	W	L	T	%
Arizona	1	1	0	.500	1	0	0	100	0	0	0	0	2	1	0	.667
Arizona State	1	0	0	100	1	1	0	.500	1	0	0	100	3	1	0	.750
California	2	0	0	100	2	0	0	100	0	0	0	0	4	0	0	100
Colorado	1	0	0	100	1	0	0	100	1	2	0	.333	3	2	0	.600
Oregon	1	0	0	100	0	0	1	.500	0	0	0	0	1	0	1	.750
Oregon State	0	0	0	0	0	0	0	0	0	2	0	0	0	2	0	0
Southern Cal [*]	28	14	1	.663	20	23	4	.468	2	0	0	100	50	37	5	.571
Stanford[*]	13	4	0	.765	7	9	0	.438	1	0	0	100	21	13	0	.618
Washington	4	0	0	100	4	0	0	100	0	0	0	0	8	0	0	100
Washington State	1	0	0	100	0	0	0	0	1	0	0	100	2	0	0	100
UCLA	3	0	0	100	1	0	0	100	0	0	0	0	4	0	0	100
TOTAL	54	19	1	0.736	37	33	5	0.527	6	4	0	0.600	98	56	6	0.631

^{*} - Includes 21 wins vacated under discretionary NCAA penalty.

NOTRE DAME OPPONENT UPDATE

Rk	Team	Record	Last Week	This Week
		5-6 4-4 in ACC	W, 26-23 at Boston College	at Florida Noon ET
		6-5 4-3 in MAC	W, 35-23 at Ohio	vs. Akron Noon ET
RV/RV/NR		7-4 5-3 in B1G	W, 32-14 at Northwestern	vs. Indiana 3:30 p.m. ET
14/18/18		7-3 5-2 in B1G	W, 35-28 vs. Nebraska	at Minnesota 4 p.m. ET
4/4/4		11-0 7-0 in ACC	W, 48-14 vs. SMU	at East Carolina 3:30 p.m. ET
		5-6 3-4 in ACC	L, 26-38 at Miami	at Virginia 3:45 p.m. ET
		4-6 3-5 in Pac-12	L, 33-62 vs. UCLA	vs. BYU 10:30 p.m. ET
		6-5 3-4 in ACC	W, 34-14 vs. Wofford	at NC State 7 p.m. ET
		2-8 2-5 in AAC	L, 35-28 vs. East Carolina	at Temple Noon ET
		6-5 4-3 in ACC	L, 38-48 at Pitt	vs. Virginia Tech 3:45 p.m. ET
		3-8 2-6 in ACC	L, 0-55 at Notre Dame	vs. Georgia Noon ET
		3-8 2-7 in Pac-12	L, 11-41 vs. Cal	vs. Notre Dame 8 p.m. ET

COLLEGE FOOTBALL PLAYOFF
November 23, 2021

Rk	Team	Record	Trend
1	Georgia	11-0	—
2	Ohio State	10-1	+2
3	Alabama	10-1	-1
4	Cincinnati	11-0	+1
5	Michigan	10-1	+1
6	NOTRE DAME	10-1	+2
7	Oklahoma State	10-1	+2
8	Baylor	9-2	+3
9	Ole Miss	9-2	+3
10	Oklahoma	10-1	+3
11	Oregon	9-2	-8
12	Michigan State	9-2	-5
13	BYU	9-2	+1
14	Wisconsin	8-3	+1
15	Texas A&M	8-3	+1
16	Iowa	9-2	+1
17	Pitt	9-2	+1
18	Wake Forest	9-2	-8
19	Utah	8-3	+4
20	NC State	8-3	—
21	San Diego State	10-1	-2
22	UTSA	11-0	—
23	Clemson	8-3	NR
24	Houston	10-1	—
25	Arkansas	7-4	-4

ASSOCIATED PRESS TOP 25 -
November 21, 2021

Rk	Team (1st Place Votes)	Rec.	Points	Trend
1	Georgia (62)	11-0	1550	—
2	Ohio State	10-1	1434	+3
3	Alabama	10-1	1423	-1
4	Cincinnati	11-0	1416	-1
5	NOTRE DAME	10-1	1262	+1
6	Michigan	10-1	1246	+2
7	Oklahoma State	10-1	1209	+2
8	Ole Miss	9-2	1060	+2
9	Baylor	9-2	1046	+2
10	Oklahoma	10-1	1001	+2
11	Oregon	9-2	849	-7
12	Michigan State	9-2	778	-5
13	BYU	9-2	771	+1
14	Texas A&M	8-3	628	+2
15	UTSA	11-0	583	—
16	Utah	8-3	561	+8
17	Iowa	9-2	538	+1
18	Wisconsin	8-3	517	+1
19	Houston	10-1	516	-2
20	Pitt	9-2	445	—
21	Wake Forest	9-2	344	-8
22	San Diego State	10-1	273	+1
23	Louisiana-Lafayette	10-1	246	-1
24	NC State	8-3	141	+1
25	Arkansas	7-4	105	-4

Others receiving votes: Clemson 101, Mississippi State 44, Penn State 26, Appalachian State 24, Kentucky 10, **Purdue 3**

COACHES POLL TOP 25-
November 21, 2021

Rk	Team (1st Place Votes)	Rec.	Points	Trend
1	Georgia (62)	11-0	1550	—
2	Alabama	10-1	1450	—
3	Ohio State	10-1	1428	+1
4	Cincinnati	11-0	1388	-1
5	NOTRE DAME	10-1	1258	+1
6	Michigan	10-1	1250	+1
7	Oklahoma State	10-1	1210	+2
8	Ole Miss	9-2	1049	+2
9	Oklahoma	10-1	1010	+2
10	Baylor	9-2	977	+3
11	Oregon	9-2	864	-6
12	Iowa	9-2	722	+2
13	Michigan State	9-2	698	-5
14	Texas A&M	8-3	683	+2
15	BYU	9-2	675	—
16	Houston	10-1	572	+1
17	Pitt	9-2	507	+2
18	Wisconsin	8-3	485	+2
19	Utah	8-3	478	+6
20	UTSA	11-0	475	-2
21	Wake Forest	9-2	404	-9
22	San Diego State	10-1	257	+1
23	Louisiana Lafayette	10-1	236	-2
24	NC State	8-3	196	—
25	Kentucky	8-3	91	+1

Others receiving votes: Arkansas 67; Clemson 56; Mississippi State 42; Penn State 22; Appalachian State 20; **Purdue 10**; Coastal Carolina 9; Air Force 9; Oregon State 2.

GAME 1

Sept. 5, 2021 | Doak Campbell Stadium

Attend: 68,316 | TV: ABC

(7/9) NOTRE DAME	41
(--/RV) FLORIDA STATE	38

GAME 2

Sept. 11, 2021 | Notre Dame Stadium

Attend: 62,009 | TV: Peacock

TOLEDO	29
(7/8) NOTRE DAME	32

TALLAHASSE, Fla. — The No. 7 ranked Notre Dame football team (1-0) outlasted the Florida State Seminoles (0-1), 41-38, in overtime Sunday night at Doak Campbell Stadium. Jonathan Doerer hit a 41-yard field goal to clinch the game in the first overtime after Florida State missed their field goal attempt. Quarterback Jack Coan had a historic first start for the Irish, setting program records for passing yards (366) and tying the program record for touchdowns (4) in a season-opening game.

SCORE BY QUARTERS

	1	2	3	4	OT	FINAL
Notre Dame	7	10	21	0	3	41
Florida State	7	7	6	18	0	38

SCORING SUMMARY

1st 12:49 ND	#87 M.Mayer 41 yd pass from #17 J.Coan (#39 J.Doerer kick), 5-75, 02:11; ND 7, FSU 0
05:12 FSU	#0 J.Corbin 89 yd rush (#88 R.Fitzgerald kick), 2-89, 00:19; ND 7, FSU 7
2nd 10:05 FSU	#13 J.Travis 2 yd rush (#88 R.Fitzgerald kick), 4-45, 01:39; ND 7, FSU 14
05:02 ND	#39 J.Doerer 48 yd FG, 10-46, 05:03; ND 10, FSU 14
02:21 ND	#5 J.Wilkins 23 yd pass from #17 J.Coan (#39 J.Doerer kick), 5-48, 01:24; ND 17, FSU 14
3rd 13:36 FSU	#22 J.Douglas 60 yd pass from #13 J.Travis (kick missed), 3-63, 01:14; ND 17, FSU 20
11:52 ND	#4 K.Austin 37 yd pass from #17 J.Coan (#39 J.Doerer kick), 4-75, 01:44; ND 24, FSU 20
07:05 ND	#23 K.Williams 6 yd pass from #17 J.Coan (#39 J.Doerer kick), 7-69, 04:17; ND 31, FSU 20
04:37 ND	#25 C.Tyree 1 yd rush (#39 J.Doerer kick), 3-32, 01:02; ND 38, FSU 20
4th 13:47 FSU	#7 A.Parchment 8 yd pass from #13 J.Travis (#6 K.Helton pass from #13 J.Travis), 15-75, 05:50; ND 38, FSU 28
05:36 FSU	#8 T.Ward 2 yd rush (#88 R.Fitzgerald kick), 12-88, 04:43; ND 38, FSU 35
00:40 FSU	#88 R.Fitzgerald 43 yd FG, 10-46, 03:35; ND 38, FSU 38
OT1 00:00 ND	#39 J.Doerer 41 yd FG, 4-2; ND 41, FSU 38

TEAM STATISTICS

	ND	FSU
FIRST DOWNS	17	19
RUSHES-YARDS (NET)	35-65	48-264
PASSING YARDS (NET)	366	178
Passes Comp-Att-Int	26-35-1	14-26-3
TOTAL OFFENSE PLAYS-YARDS	70-431	74-442
Fumble Returns-Yards	0-0	0-0
Punt Returns-Yards	1-4	0-0
Kickoff Returns-Yards	0-0	3-72
Interception Returns-Yards	3-4	1-5
Punts (Number-Avg)	6-39.3	4-42.8
Fumbles-Lost	2-0	2-0
Penalties-Yards	5-38	9-54
Possession Time	30:50	29:10
Third-Down Conversions	6-17	7-16
Fourth-Down Conversions	1-2	1-2
Red-Zone Scores-Chances	2-2	3-4
Sacks By: Number-Yards	5-34	4-16

Rushing: Notre Dame- Kyren Williams 18-42 Chris Tyree 7-31, Jack Coan 9--3, TEAM 1--5. **Florida State-** Jashaun Corbin 15-144, Treshaun Ward 11-76, Lawrence Toafili 6-34, Jordan Travis 12-9, McKenzie Milton 3-6, TEAM 1--5.

Passing: Notre Dame- Jack Coan 26-35-1-366. **Florida State-** Jordan Travis 9-19-3-130, McKenzie Milton 5-7-0-48.

Receiving: Notre Dame- Michael Mayer 9-120, Kyren Williams 6-83, Kevin Austin 4-91, Chris Tyree 4-10, Braden Lenzy 2-39, Joe Wilkins 1-23. **Florida State-** Keyshawn Helton 4-53, Ja'Khi Douglas 3-80, Jashuan Corbin 3-6, Malik McClain 1-21, Darion Williamson 1-12, Andrew Parchment 1-8, Ontaria Wilson 1--2.

Interceptions: Notre Dame- Kyle Hamilton 2-0, Clarence Lewis 1-4. **Florida State-** Travis Jay 1-5.

Fumbles: Notre Dame- Team 2-0. **Florida State-** Team 2-0.

SOUTH BEND, Ind. — The No. 7/8 ranked Notre Dame football team (2-0) had a flair for the dramatics in its 32-29 come-from-behind win over Toledo (1-1) Saturday afternoon at Notre Dame Stadium. With the Irish trailing by five with 1:35 left, Jack Coan took the Irish down the field in three plays and connected with Michael Mayer on the game-winning 18-yard touchdown pass with 1:09 left.

SCORE BY QUARTERS

	1	2	3	4	Final
Toledo	6	10	0	13	29
Notre Dame	7	7	0	18	32

SCORING SUMMARY

1st 12:45 ND	#87 M.Mayer 4 yd pass from #17 J.Coan (#39 J.Doerer kick), 6-75, 02:15; UT 0, ND 7
10:06 UT	#17 T.Cluckey 31 yd FG, 7-69, 02:32; UT 3, ND 7
04:14 UT	#17 T.Cluckey 32 yd FG, 6-42, 02:49; UT 6, ND 7
2nd 09:21 ND	#23 K.Williams 43 yd rush (#39 J.Doerer kick), 5-96, 02:13; UT 6, ND 14
01:04 UT	#17 T.Cluckey 23 yd FG, 10-35, 04:00; UT 9, ND 14
00:46 UT	#13 C.McDonald Jr. 27 yd interception return (#17 T.Cluckey kick), 00:12; UT 16, ND 14
4th 12:25 ND	#39 J.Doerer 48 yd FG, 13-55, 06:11; UT 16, ND 17
10:57 ND	#25 C.Tyree 55 yd pass from #12 T.Buchner (#39 J.Doerer kick), 1-55, 00:09; UT 16, ND 24
07:48 UT	#22 B.Koback 8 yd pass from #2 C.Bradley (#22 B.Koback pass from #2 C.Bradley failed), 6-89, 03:03; UT 22, ND 24
01:35 UT	#7 D.Finn 26 yd rush (#17 T.Cluckey kick), 7-73, 01:51; UT 29, ND 24
01:09 ND	#87 M.Mayer 18 yd pass from #17 J.Coan (#23 K.Williams pass from #3 A.Davis), 3-75, 00:26; UT 29, ND 32

TEAM STATISTICS

	UT	ND
FIRST DOWNS	16	27
RUSHES-YARDS (NET)	30-124	39-132
PASSING YARDS (NET)	229	317
Passes Comp-Att-Int	20-33-0	24-36-1
TOTAL OFFENSE PLAYS-YARDS	63-353	75-449
Fumble Returns-Yards	1-2	0-0
Punt Returns-Yards-TD	0-0	0-0
Kickoff Returns-Yards	3-58	1-19
Interception Returns-Yards	1-27	0-0
Punts (Number-Avg)	7-45.4	3-49.3
Fumbles-Lost	1-1	2-2
Penalties-Yards	11-99	3-27
Possession Time	30:04	29:56
Third-Down Conversions	7-17	8-14
Fourth-Down Conversions	0-0	0-1
Red-Zone Scores-Chances	4-4	2-2
Sacks By: Number-Yards	6-37	5-25

Rushing: Toledo- Bryant Koback 20-114, Dequan Finn 2-24, Micah Kelly 1-4, Jacquez Stuart 2-3, Carter Bradley 5--21. **Notre Dame-** Kyren Williams 16-78, Tyler Buchner 7-68, Chris Tyree 7-12, TEAM 1--2, Jack Coan 8--24.

Passing: Toledo- Carter Bradley 18-28-1-221, Dequan Finn 2-5-0-8. **Notre Dame-** Jack Coan 21-33-1-239, Tyler Buchner 3-3-1-78.

Receiving: Toledo- Devin Maddox 9-135, Isaiah Winstead 4-44, Bryant Koback 3-16, Jerjuan Newton 1-13, Drew Rosi 1-9, Bryce Mitchell 1-7, Jacquez Stuart 1-5. **Notre Dame-** Michael Mayer 7-81, Kevin Austin 4-63, Avery Davis 3-29, Kyren Williams 3-25, Chris Tyree 2-63, Braden Lenzy 2-33, Joe Wilkins 1-14, Deion Colzie 1-7, Lorenzo Style Jr. 1-2.

Interceptions: Toledo- Chris McDonald Jr. 1-27. **Notre Dame-** None.

Fumbles: Toledo- Carter Bradley 1-1. **Notre Dame-** Kyren Williams 1-1, Jack Coan 1-1.



	GAME 3 Sept. 18, 2021 Notre Dame Stadium Attend: 74,341 TV: NBC	
--	----------------------------------------------------------------------------------	--

	GAME 4 Sept. 25, 2021 Soldier Field Attend: 59,571 TV: FOX	
--	-----------------------------------------------------------------------------	--

PURDUE	13
(10/12) NOTRE DAME	27

(10/12) NOTRE DAME	41
(15/18) WISCONSIN	13

SOUTH BEND, Ind. – The No. 10/12 Fighting Irish had its best defensive performance of the season in the 27-13 win over Purdue Saturday afternoon at Notre Dame Stadium. With the win, Dick Corbett Head Football Coach Brian Kelly tied Knute Rockne for most win all-time at Notre Dame (105). Avery Davis had a career day, hauling in five catches for a career-high 120 yards, including a career-long reception of 62 yards for a touchdown. JD Bertrand continued his prolific start to the season with his third straight double-digit tackle game. Bertrand finished with 12 tackles on the day, which tied a career high. Safety Kyle Hamilton was also all over the field and tied a career high with 10 tackles and hauled in his third interception of the season.

CHICAGO – The No. 10/12 Notre Dame football team used a big fourth quarter to take down No. 15/18 Wisconsin 41-13 Saturday afternoon at Soldier Field. The Irish outscored the Badgers 31-3 in the game's final frame and a 96-yard kickoff return for a touchdown from Chris Tyree gave the Irish the lead they did not relinquish. With the win, Dick Corbett Head Football Coach Brian Kelly surpassed Knute Rockne for most wins all-time in Notre Dame history with 106. Late in the fourth quarter, the Irish returned two interceptions for touchdowns by Jack Kiser and Drew White. It is the first time since 2002 against Stanford that the Irish had two interceptions returned for a touchdown in the same game.

SCORE BY QUARTERS

	1	2	3	4	Final
Purdue	3	0	10	0	13
Notre Dame	0	10	7	10	27

SCORE BY QUARTERS

	1	2	3	4	Final
Notre Dame	0	10	0	31	41
Wisconsin	3	0	7	3	13

SCORING SUMMARY

1st 12:49 PUR	#24 M.Fineran 34 yd FG, 10-32, 03:41; PUR 3, ND 0
2nd 05:12 ND	#23 K.Williams 39 yd pass from #17 J.Coan (#39 J.Doerer kick), 5-66, 02:14; PUR 3, ND 7
10:05 ND	#39 J.Doerer 28 yd FG, 10-48, 03:13; PUR 3, ND 10
3rd 05:02 PUR	#24 M.Fineran 34 yd FG, 9-50, 03:48; PUR 6, ND 10
02:21 ND	#3 A.Davis 62 yd pass from #17 J.Coan (#39 J.Doerer kick), 4-75, 01:07; PUR 6, ND 17
13:36 PUR	#0 M.Wright 2 yd pass from #13 J.Plummer (#24 M.Fineran kick), 6-75, 02:51; PUR 13, ND 17
4th 11:52 ND	#39 J.Doerer 30 yd FG, 11-53, 05:20; PUR 13, ND 20
07:05 ND	#23 K.Williams 51 yd rush (#39 J.Doerer kick), 1-51, 00:11; PUR 13, ND 27

SCORING SUMMARY

1st 11:48 UW	#19 C.Larsh 37 yd FG, 5-26, 01:54; ND 0, UW 3
2nd 08:44 ND	#39 J.Doerer 51 yd FG, 16-45, 06:29; ND 3, UW 3
04:48 ND	#4 K.Austin 36 yd pass from #17 J.Coan (#39 J.Doerer kick), 5-51, 02:18; ND 10, UW 3
3rd 09:53 UW	#3 K.Pryor 8 yd pass from #5 G.Mertz (#19 C.Larsh kick), 4-56, 02:01; ND 10, UW 10
4th 14:14 UW	#19 C.Larsh 27 yd FG, 9-30, 03:44; ND 10, UW 13
14:01 ND	#25 C.Tyree 96 yd kickoff return (#39 J.Doerer kick), 00:00; ND 17, UW 13
09:43 ND	#4 K.Austin 16 yd pass from #10 D.Pyne (#39 J.Doerer kick), 6-46, 02:40; ND 24, UW 13
03:20 ND	#39 J.Doerer 37 yd FG, 4-4, 01:35; ND 27, UW 13
02:10 ND	#24 J.Kiser 66 yd interception return (#39 J.Doerer kick), 01:07; ND 34, UW 13
01:01 ND	#40 D.White 48 yd interception return (#39 J.Doerer kick), 01:07; ND 41, UW 13

TEAM STATISTICS

	PUR	ND
FIRST DOWNS	19	16
RUSHES-YARDS (NET)	25-57	34-120
PASSING YARDS (NET)	291	223
Passes Comp-Att-Int	36-54-2	15-32-0
TOTAL OFFENSE PLAYS-YARDS	79-348	66-343
Fumble Returns-Yards	0-0	0-0
Punt Returns-Yards	5-34	2-30
Kickoff Returns-Yards	3-50	0-0
Interception Returns-Yards	0-0	2-0
Punts (Number-Avg)	7-38.3	7-42.6
Fumbles-Lost	1-0	0-0
Penalties-Yards	7-70	8-61
Possession Time	34:11	25:49
Third-Down Conversions	4-16	4-17
Fourth-Down Conversions	1-2	1-1
Red-Zone Scores-Chances	3-4	2-2
Sacks By: Number-Yards	4-26	3-24

TEAM STATISTICS

	ND	UW
FIRST DOWNS	17	16
RUSHES-YARDS (NET)	32-3	28-78
PASSING YARDS (NET)	239	240
Passes Comp-Att-Int	21-37-0	18-41-4
TOTAL OFFENSE PLAYS-YARDS	69-242	69-318
Fumble Returns-Yards	0-0	0-0
Punt Returns-Yards	3-20	3-16
Kickoff Returns-Yards	3-132	5-87
Interception Returns-Yards	4-146	0-0
Punts (Number-Avg)	7-46.3	6-49.8
Fumbles-Lost	2-1	2-1
Penalties-Yards	11-93	5-33
Possession Time	31:36	28:24
Third-Down Conversions	5-16	1-14
Fourth-Down Conversions	1-1	0-1
Red-Zone Scores-Chances	2-3	3-3
Sacks By: Number-Yards	1-3	6-33

Rushing: Notre Dame- Kyren Williams 12-91, Chris Tyree 11-29, Tyler Buchner 3-24, TEAM 3--3, Jack Coan 5--21. **Purdue**- King Doerue 10-45, Dylan Downing 8-14, Aidan O'Connell 1-8, Jack Plummer 4--3, Milton Wright 2--7.

Rushing: Notre Dame- Kyren Williams 18-33, Chris Tyree 2-6, TEAM 1--1, Drew Pyne 2--16, Jack Coan 9--19. **Wisconsin**- Chez Mellusi 18-54, John Chenal 3-11, Jalen Berger 1-8, Isaac Guerendo 4-5, Graham Mertz 2-0.

Passing: Notre Dame- Jack Coan 15-31-0-223, Tyler Buchner 0-1-0-0. **Purdue**- Jack Plummer 25-36-0-187, Aidan O'Connell 11-18-2-104, Milton Wright 0-0-0-0.

Passing: Notre Dame- Jack Coan 15-29-0-158, Drew Pyne 6-8-0-81. **Wisconsin**- Graham Mertz 18-41-4-240.

Receiving: Notre Dame- Avery Davis 5-120, Chris Tyree 4-30, Braden Lenzy 3-21, Kyren Williams 2-47, Michael Mayer 1-5. **Purdue**- Jackson Anthrop 7-90, David Bell 7-64, King Doerue 6-39, Payne Durham 6-29, Mershawn Rice 4-37, Milton Wright 3-17, Broc Thompson 2-18, Dylan Downing 1--3.

Receiving: Notre Dame- Michael Mayer 7-61, Kevin Austin 6-76, Avery Davis 4-55, Braden Lenzy 2-23, Joe Wilkins 1-18, Chris Tyree 1-6. **Wisconsin**- Kendrick Pryor 6-69, Danny Davis III 5-64, Chez Mellusi 2-39, Isaac Guerendo 2-6, Clay Cundiff 1-43, Jake Ferguson 1-11, Jalen Berger 1-8.

Interceptions: Notre Dame- Kyle Hamilton 1-0, DJ Brown 1-0. **Purdue**- None.

Interceptions: Notre Dame- Cam Hart 2-32, Jack Kiser 1-66, Drew White 1-48. **Wisconsin**- None.

Fumbles: Notre Dame- None. **Purdue**- Dylan Downing 1-0.

Fumbles: Notre Dame- Kyren Williams 1-0, Drew Pyne 1-1. **Wisconsin**- Graham Mertz 2-1.



GAME 5

Oct. 2, 2021 | Notre Dame Stadium
Attend: 77,622 | TV: NBC

(7/8) CINCINNATI	24
(7/9) NOTRE DAME	13

SOUTH BEND, Ind. — The No. 7/9 Notre Dame football team dropped its first game at home in four years as its comeback bid fell short in the 24-13 loss to No. 7/8 Cincinnati Saturday at Notre Dame Stadium. After trailing 17-0 at half, the Irish began to mount a comeback in the second half. The Irish turned defense into offense in the third quarter tallying a touchdown four plays after a fumble recovery with a three-yard run into the endzone from Kyren Williams to cut the deficit to 17-7 with 1:19 left in the third. Notre Dame continued to chip away and pulled within a score after Drew Pyne hit Braden Lenzy for a 32-yard touchdown in the fourth quarter. The Irish trailed by just four, 17-13, with 8:20 remaining in the game. The Bearcats put the game out of reach on the ensuing drive that ended with a six-yard touchdown rush from Ritter. It put Cincinnati back up by double-digits and the Irish were unable to overcome the deficit.

SCORE BY QUARTERS

	1	2	3	4	Final
Cincinnati	0	17	0	7	24
Notre Dame	0	0	7	6	13

SCORING SUMMARY

2nd 12:09 CIN	#11 L.Taylor 1 yd pass from #9 D.Ridder (#17 C.Smith kick), 3-8, 01:12; CIN 7, ND 0
10:32 CIN	#17 C.Smith 23 yd FG, 5-12, 01:32; CIN 10, ND 0
00:40 CIN	#7 T.Tucker 27 yd pass from #9 D.Ridder (#17 C.Smith kick), 5-80, 01:08; CIN 17, ND 0
3rd 01:19 ND	#23 K.Williams 3 yd rush (#39 J.Doerer kick), 4-38, 02:01; CIN 17, ND 7
4th 08:20 ND	#0 B.Lenzy 32 yd pass from #10 D.Pyne (#39 J.Doerer kick missed), 8-80, 03:08; CIN 17, ND 13
05:08 CIN	#9 D.Ridder 6 yd rush (#17 C.Smith kick), 6-75, 03:12; CIN 24, ND 13

TEAM STATISTICS

	CIN	ND
FIRST DOWNS	16	19
RUSHES-YARDS (NET)	30-89	28-84
PASSING YARDS (NET)	297	257
Passes Comp-Att-Int	19-32-0	23-46-2
TOTAL OFFENSE PLAYS-YARDS	62-386	74-341
Fumble Returns-Yards	0-0	1-28
Punt Returns-Yards	2-17	2-13
Kickoff Returns-Yards	0-0	4-87
Interception Returns-Yards	2-31	0-0
Punts (Number-Avg)	5-43.8	6-46.3
Fumbles-Lost	1-1	1-1
Penalties-Yards	5-25	7-51
Possession Time	28:10	31:24
Third-Down Conversions	2-11	6-17
Fourth-Down Conversions	1-1	2-4
Red-Zone Scores-Chances	3-5	1-2
Sacks By: Number-Yards	2-15	1-10

Rushing: Notre Dame- Kyren Williams 13-45, Chris Tyree 5-20, Drew Pyne 4-10, Tyler Buchner 4-8, Avery Davis 1-8, Jack Coan 1-7. **Cincinnati**- Jerome Ford 17-67, Desmond Ridder 10-26, TEAM 3--4.

Passing: Notre Dame- Jack Coan 14-22-1-114, Drew Pyne 9-22-0-143, Tyler Buchner 0-2-1-0.

Cincinnati- Desmond Ridder 19-32-0-297.

Receiving: Notre Dame- Michael Mayer 8-93, Braden Lenzy 4-61, Avery Davis 3-39, Kyren Williams 3-19, Chris Tyree 2-8, Kevin Austin 1-17, Lorenzo Styles 1-14, Joe Wilkins 1-6. **Cincinnati**- Alec Pierce 6-144, Leonard Taylor 4-70, Michael Young 4-36, Tre Tucker 2-34, Jordan Jones 1-7, Josh Whyte 1-5, Jerome Ford 1-1.

Interceptions: Notre Dame- None. **Cincinnati**- Ahmad Gardner 1-4, Deshawn Pace 1-27.

Fumbles: Notre Dame- Chris Tyree 1-1. **Cincinnati**- Desmond Ridder 1-1.



GAME 6

Oct. 9, 2021 | Lane Stadium
Attend: 65,632 | TV: ACCN

(13/14) NOTRE DAME	32
(RV) VIRGINIA TECH	29

BLACKSBURG, Va. — The No. 13/14 Notre Dame football team had another fourth quarter comeback win Saturday night at Lane Stadium following the 32-29 victory over Virginia Tech. Trailing by eight with 3:55 left, Coan re-entered the game for the Irish and drove them right down the field for a touchdown. He finished the seven-play drive with a four-yard touchdown pass to Avery Davis. On the two-point conversion, Coan connected with Austin Jr. to tie the game at 29 with 2:26 left in the fourth. After the Irish defense forced a Hokie punt, Coan got the Irish back downfield into field goal range as time dwindled down. Doerer nailed a 48-yard field goal for his second game-winning field goal this season, both coming on the road.

SCORE BY QUARTERS

	1	2	3	4	Final
Notre Dame	0	14	7	11	32
Virginia Tech	7	9	6	7	29

SCORING SUMMARY

1st 03:21 VT	#5 R.Blackshear 7 yd rush (#96 J.Romo kick), 7-80, 03:54; ND 0, VT 7
2nd 10:35 VT	#96 J.Romo 19 yd FG, 14-59, 06:17; ND 0, VT 10
06:51 ND	#12 T.Buchner 3 yd rush (#39 J.Doerer kick), 7-75, 03:44; ND 7, VT 10
00:32 ND	#23 K.Williams 8 yd pass from #12 T.Buchner (#39 J.Doerer kick), 9-80, 01:03; ND 14, VT 10
00:00 VT	#96 J.Romo 52 yd FG, 5-46, 00:28; ND 14, VT 13
3rd 08:53 VT	#96 J.Romo 26 yd FG, 11-61, 06:01; ND 14, VT 16
04:27 ND	#23 K.Williams 10 yd rush (#39 J.Doerer kick), 4-29, 01:56; ND 21, VT 16
00:50 VT	#2 J.Waller 26 yd interception return (#25 T.Robinson pass from #4 C.Blumrick failed), 01:58; ND 21, VT 22
4th 03:55 VT	#3 B.Burmeister 19 yd rush (#96 J.Romo kick), 9-56, 03:44; ND 21, VT 29
02:26 ND	#3 A.Davis 4 yd pass from #17 J.Coan (#4 K.Austin pass from #17 J.Coan), 7-75, 01:29; ND 29, VT 29
00:17 ND	#39 J.Doerer 48 yd FG, 7-45, 01:39; ND 32, VT 29

TEAM STATISTICS

	ND	VT
FIRST DOWNS	21	21
RUSHES-YARDS (NET)	43-180	37-134
PASSING YARDS (NET)	221	187
Passes Comp-Att-Int	15-26-2	17-34-1
TOTAL OFFENSE PLAYS-YARDS	69-401	71-321
Fumble Returns-Yards	0-0	0-0
Punt Returns-Yards	0-0	2-15
Kickoff Returns-Yards	0-0	6-137
Interception Returns-Yards	1-0	2-40
Punts (Number-Avg)	6-48.8	6-49.0
Fumbles-Lost	0-0	2-1
Penalties-Yards	7-70	5-40
Possession Time	28:27	31:33
Third-Down Conversions	3-12	8-17
Fourth-Down Conversions	0-0	0-0
Red-Zone Scores-Chances	4-4	4-4
Sacks By: Number-Yards	1-10	2-12

Rushing: Notre Dame- Kyren Williams 19-81, Tyler Buchner 12-67, Logan Diggs 6-29, Chris Tyree 3-14, Jack Coan 3--11. **Virginia Tech**- Braxton Burmeister 10-49, Raheem Blackshear 8-35, Connor Blumrick 5-29, Tre Turner 2-10, Keshawn King 4-8, Malachi Thomas 3-4, Jalen Holston 5--1.

Passing: Notre Dame- Tyler Buchner 6-14-2-113, Jack Coan 9-12-0-108. **Virginia Tech**- Braxton Burmeister 15-30-1-184 Connor Blumrick 2-4-0-3.

Receiving: Notre Dame- Kyren Williams 5-26, Kevin Austin 3-70, Avery Davis 3-64, 2-31, Logan Diggs 1-15, George Takacs 1-15. **Virginia Tech**- Tre Turner 6-80, Tayvion Robinson 5-53, Raheem Blackshear 2-22, Kaleb Smith, 2-19, Nick Gallo 2-13.

Interceptions: Notre Dame- TaRiq Bracy 1-0. **Virginia Tech**- Jermaine Waller 1-26, Nasir Peoples 1-14.

Fumbles: Notre Dame- None. **Virginia Tech**- Braxton Burmeister 1-0, Nick Gallo 1-1.



GAME 7

Oct. 23, 2021 | Notre Dame Stadium
Attend: 77,622 | TV: NBC

SOUTHERN CAL

16

(13/13) NOTRE DAME

31

SOUTH BEND, Ind. – The No. 13 Notre Dame football team (6-1) led from start to finish in the 31-16 win over rival Southern Cal (3-4, 2-3 Pac-12) Saturday night at Notre Dame Stadium. The Irish retained the Jeweled Shillelagh as they won their fourth straight game against the Trojans. Running back Kyren Williams led the way for the Irish offense with a season high 138 rushing yards and two rushing touchdowns. His 180 all-purpose yards were the most by an Irish player this season. On defense, Isaiah Foskey created havoc all night long with a career high two forced fumbles and tied a career high with 2.0 sacks. Foskey leads the Irish with 8.0 sacks on the season.

SCORE BY QUARTERS

	1	2	3	4	Final
Southern Cal	0	3	0	13	16
Notre Dame	7	10	7	7	31

SCORING SUMMARY

1st 04:09 ND	#3 A.Davis 4 yd pass from #17 J.Coan (#39 J.Doerer kick), 11-70, 04:53; USC 0, ND 7
2nd 13:24 ND	#39 J.Doerer 21 yd FG, 4-1, 01:20; USC 0, ND 10
07:29 USC	#48 P.Lewis 33 yd FG, 13-60, 05:49; USC 3, ND 10
04:13 ND	#23 K.Williams 5 yd rush (#39 J.Doerer kick), 9-75, 03:16; USC 3, ND 17
3rd 02:51 ND	#23 K.Williams 1 yd rush (#39 J.Doerer kick), 13-80, 05:17; USC 3, ND 24
4th 14:52 USC	#28 K.Ingram 4 yd rush (#48 P.Lewis kick), 9-77, 02:54; USC 10, ND 24
08:51 USC	#22 D.Barlow 3 yd rush (#48 P.Lewis kick missed), 8-86, 02:34; USC 16, ND 24
04:52 ND	#12 T.Buchner 3 yd rush (#39 J.Doerer kick), 8-75, 03:59; USC 16, ND 31

TEAM STATISTICS

	USC	ND
FIRST DOWNS	25	26
RUSHES-YARDS (NET)	125	170
PASSING YARDS (NET)	299	213
Passes Comp-Att-Int	27-37-1	22-30-1
TOTAL OFFENSE PLAYS-YARDS	69-424	71-383
Fumble Returns-Yards	0-0	1-3
Punt Returns-Yards	0-0	0-0
Kickoff Returns-Yards	5-96	1-14
Interception Returns-Yards	1-0	1-79
Punts (Number-Avg)	2-49.5	1-52
Fumbles-Lost	2-1	0-0
Penalties-Yards	9-65	4-39
Possession Time	24:28	31:23
Third-Down Conversions	6-13	8-12
Fourth-Down Conversions	1-2	1-1
Red-Zone Scores-Chances	3-4	5-7
Sacks By: Number-Yards	1-6	3-34

Rushing: Notre Dame- Kyren Williams 25-138, Braden Lenzy 1-14, Tyler Buchner 3-11, C'Bo Flemister 3-10, Logan Diggs 3-3, Avery Davis 1-1, Jack Coan 3--3, TEAM 2--4. **Southern Cal**- Keaontay Ingram 24-138, Darwin Barlow 4-15, Kedon Slovis 4--28.

Passing: Notre Dame- Jack Coan 20-28-1-189, Tyler Buchner 2-2-0-24. **Southern Cal**- Kedon Slovis 27-37-1-299.

Receiving: Notre Dame- Kyren Williams 6-42, Michael Mayer 5-54, Kevin Austin Jr. 4-39, Lorenzo Styles 3-57, Avery Davis 3-10, Deion Colzie 2-13, Braden Lenzy 1--2. **Southern Cal**- Drake London 15-171, Erik Krommenhoek 3-28, Malcolm Epps 2-38, Tahj Washington 2-32, Gary Bryant Jr. 2-14, Kyle Ford 1-13, Joseph Manjack IV 1-3, Keaontay Ingram 1-0.

Interceptions: Notre Dame- Bo Bauer 1-79. **Southern Cal**- Chris Steele 1-0.

Fumbles: Notre Dame- None. **Southern Cal**- Kedon Slovis 2-1.



GAME 8

Oct. 30, 2021 | Notre Dame Stadium
Attend: 71,018 | TV: NBC

NORTH CAROLINA

34

(11/11) NOTRE DAME

44

SOUTH BEND, Ind. – The No. 11 Notre Dame football team (7-1) had its best rushing performance of the season as they defeated North Carolina, 44-34 Saturday night at Notre Dame Stadium. The Irish tallied 293 rushing yards as a team, the most since they had 353 against Florida State last season. Running back Kyren Williams had a career day with 199 rushing yards, the most by an Irish player since Dexter Williams had 202 rushing yards against Florida State in 2018. He busted loose for a career-long 91-yard rushing touchdown in the fourth quarter, the longest rush by an Irish player since Chris Tyree had a 94-yard rush last season against Syracuse.

SCORE BY QUARTERS

	1	2	3	4	Final
North Carolina	0	13	14	7	34
Notre Dame	7	10	14	13	44

SCORING SUMMARY

1st 03:25 ND	#3 A.Davis 7 yd pass from #12 T.Buchner (#39 J.Doerer kick), 7-41, 03:19; UNC 0, ND 7
2nd 14:55 UNC	#19 T.Chandler 3 yd rush (#17 G.Atkins kick), 8-81, 03:23; UNC 7, ND 7
10:01 ND	#39 J.Doerer 31 yd FG, 13-62, 04:54; UNC 7, ND 10
03:22 UNC	#17 G.Atkins 38 yd FG, 13-62, 06:34; UNC 10, ND 10
01:23 ND	#4 K.Austin 21 yd pass from #17 J.Coan (#39 J.Doerer kick), 6-75, 01:59; UNC 10, ND 17
00:02 UNC	#17 G.Atkins 26 yd FG, 7-51, 01:13; UNC 13, ND 17
3rd 13:21 UNC	#19 T.Chandler 53 yd rush (#17 G.Atkins kick), 5-79, 01:33; UNC 20, ND 17
12:23 ND	#17 J.Coan 21 yd rush (#39 J.Doerer kick), 3-75, 00:58; UNC 20, ND 24
04:56 ND	#22 L.Diggs 1 yd rush (#39 J.Doerer kick), 11-81, 05:24; UNC 20, ND 31
02:48 UNC	#3 A.Green 33 yd pass from #7 S.Howell (#17 G.Atkins kick), 6-75, 02:08; UNC 27, ND 31
4th 14:27 ND	#23 K.Williams 91 yd rush (#39 J.Doerer kick), 1-91, 00:17; UNC 27, ND 38
11:52 ND	#39 J.Doerer 20 yd FG, 5-13, 02:28; UNC 27, ND 41
07:23 UNC	#7 S.Howell 31 yd rush (#17 G.Atkins kick), 10-75, 04:29; UNC 34, ND 41
01:37 ND	#39 J.Doerer 21 yd FG, 13-73, 05:46; UNC 34, ND 44

TEAM STATISTICS

	UNC	ND
FIRST DOWNS	28	28
RUSHES-YARDS (NET)	223	293
PASSING YARDS (NET)	341	230
Passes Comp-Att-Int	24-33-1	18-26-0
TOTAL OFFENSE PLAYS-YARDS	73-564	68-523
Fumble Returns-Yards	0-0	0-0
Punt Returns-Yards	0-0	1-47
Kickoff Returns-Yards	5-106	1-0
Interception Returns-Yards	0-0	1-17
Punts (Number-Avg)	3-43.0	2-41.5
Fumbles-Lost	0-0	0-0
Penalties-Yards	9-75	5-40
Possession Time	30:15	29:45
Third-Down Conversions	6-11	5-11
Fourth-Down Conversions	0-0	0-0
Red-Zone Scores-Chances	3-4	5-5
Sacks By: Number-Yards	1-1	3-14

Rushing: Notre Dame- Kyren Williams 22-199, Logan Diggs 11-42, Jack Coan 3-28, Tyler Buchner 4-16, Avery Davis 1-10, TEAM 1--2. **North Carolina**- Sam Howell 18-101, Ty Chandler 15-83, D.J. Jones 7-39.

Passing: Notre Dame- Jack Coan 16-24-0-1, Tyler Buchner 2-2-0-1. **North Carolina**- Sam Howell 24-31-1-1.

Receiving: Notre Dame- Avery Davis 5-51, Michael Mayer 4-51, Lorenzo Style 3-74, Kevin Austin Jr. 3-36, Kyren Williams 2-15, Braden Lenzy 1-3. **North Carolina**- Josh Downs 10-142, Antoine Green 5-83, Bryson Nesbit 3-50, Justin Olson 2-25, Ty Chandler 1-18, D.J. Jones 1-9, Kamari Morales 1-8, J.J. Jones 1-6.

Interceptions: Notre Dame- DJ Brown 1-17. **North Carolina**- None.

Fumbles: Notre Dame- None. **North Carolina**- None.



GAME 9

Nov. 6, 2021 | Notre Dame Stadium
Attend: 77,096 | TV: NBC



NAVY	6
(8/8/10) NOTRE DAME	34

SOUTH BEND, Ind. – The No. 8/8/10 Notre Dame Fighting Irish (8-1) put on a defensive clinic on Saturday afternoon at Notre Dame Stadium in a 34-6 win over the Navy Midshipmen. The Irish held Navy to just 184 total yards, 168 on the ground and 18 in the air. Defensive lineman Kurt Hinish turned in the performance of his career, recording his first double-digit tackle performance of his career with 10 on the day, including a sack and two tackles for loss. Jack Coan had an ultra-efficient day passing, connecting on 23-of-29 attempts for 269 yards and a touchdown. Kevin Austin was on the receiving end of six of the passes, racking up 139 yards and a touchdown.

SCORE BY QUARTERS

	1	2	3	4	Final
Navy	3	0	3	0	6
Notre Dame	0	17	0	17	34

SCORING SUMMARY

1st 03:03 NAV	#43 B.Nichols 49 yd FG, 13-36, 07:36; NAV 3, ND 0
2nd 09:47 ND	#39 J.Doerer 24 yd FG, 11-74, 03:45; NAV 3, ND 3
02:46 ND	#23 K.Williams 1 yd rush (#39 J.Doerer kick), 11-66, 05:00; NAV 3, ND 10
00:50 ND	#4 K.Austin 70 yd pass from #17 J.Coan (#39 J.Doerer kick), 5-95, 01:00; NAV 3, ND 17
3rd 05:16 NAV	#43 B.Nichols 21 yd FG, 14-71, 09:36; NAV 6, ND 17
4th 13:20 ND	SAFETY, 00:49; NAV 6, ND 19
10:55 ND	#23 K.Williams 20 yd rush (#0 B.Lenzy pass from #17 J.Coan), 7-54, 02:18; NAV 6, ND 27
03:13 ND	#22 L.Diggs 8 yd rush (#39 J.Doerer kick), 7-53, 03:45; NAV 6, ND 34

TEAM STATISTICS

	Navy	ND
FIRST DOWNS	11	21
RUSHES-YARDS (NET)	55-166	31-150
PASSING YARDS (NET)	18	280
Passes Comp-Att-Int	1-3-0	24-30-0
TOTAL OFFENSE PLAYS-YARDS	58-184	61-430
Fumble Returns-Yards	0-0	0-0
Punt Returns-Yards	0-0	1-16
Kickoff Returns-Yards	4-76	3-62
Interception Returns-Yards	0-0	0-0
Punts (Number-Avg)	5-52.6	4-44.5
Fumbles-Lost	0-0	0-0
Penalties-Yards	7-49	6-70
Possession Time	34:33	25:27
Third-Down Conversions	4-15	7-13
Fourth-Down Conversions	3-4	0-1
Red-Zone Scores-Chances	2-2	4-5
Sacks By: Number-Yards	2-17	2-15

Rushing: Notre Dame- Kyren Williams 17-95, Logan Diggs 8-59, Tyler Buchner 2-9, Christ Tyree 1-1, Jack Coan 3--14. **Navy**- Isaac Ruoss 22-73, Jayden Umbarger 1-32, Carlino Acie 4-18, Chance Warren 1-18, Daniel Jones 2-13, Xavier Arline 8-8, James Harris II 3-3, Kai Puailoa-Rojas 1-3, Maquel Haywood 1-3, Anton Hall 2-2, Mike Mauai 1-0, Tai Lavatai 9--7.

Passing: Notre Dame- Jack Coan 23-29-0-269, Tyler Buchner 1-1-0-11. **Navy**- Xavier Arline 1-2-0-18, Tai Lavatai 0-1-0-0.

Receiving: Notre Dame- Kyren Williams 7-36, Kevin Austin 6-139, Michael Mayer 4-28, Chris Tyree 3-15, Avery Davis 2-18, Deion Colzie 1-31, Lorenzo Styles 1-13. **Navy**- Jayden Umbarger 1-18

Interceptions: Notre Dame- None. **Navy**- None.

Fumbles: Notre Dame- Kyren Williams 1-0. **Navy**- Tai Lavatai 1-0, Xavier Arline 1-0.



GAME 10

Nov. 13, 2021 | Scott Stadium
Attend: 48,584 | TV: ABC



(7/7/9) NOTRE DAME	28
VIRGINIA	3

CHARLOTTESVILLE, Va. – The No. 7/7/9 Notre Dame Fighting Irish (9-1) went on the road and dominated Virginia (6-4) by a final score of 28-3 to extend its win streak to 23 straight games against regular season ACC opponents. The Irish defense limited the nation's top offense to just 278 yards and kept the opposition out of the endzone for the second straight game. Notre Dame's pass rush created havoc all night, recording a season-high seven sacks. Linebacker Bo Bauer led the team in tackles with nine, including 1.5 sacks and a pass breakup. On offense Jack Coan finished an efficient 15-of-20 passing for three touchdowns and 132 yards. Michael Mayer, Braden Lenzy and Kevin Austin each hauled in a touchdown in the winning effort. Kyren Williams led the way on the ground with 70 yards on 14 carries, including a 22-yard touchdown.

SCORE BY QUARTERS

	1	2	3	4	Final
Notre Dame	7	14	7	0	28
Virginia	0	0	0	3	3

SCORING SUMMARY

1st 04:53 ND	#87 M.Mayer 6 yd pass from #17 J.Coan (#39 J.Doerer kick), 6-43, 02:40; ND 7, UVA 0
2nd 14:11 ND	#0 B.Lenzy 4 yd pass from #17 J.Coan (#39 J.Doerer kick), 7-60, 03:28; ND 14, UVA 0
04:33 ND	#23 K.Williams 22 yd rush (#39 J.Doerer kick), 9-80, 04:13; ND 21, UVA 0
3rd 01:41 ND	#4 K.Austin 15 yd pass from #17 J.Coan (#39 J.Doerer kick), 5-61, 02:20; ND 28, UVA 0
4th 12:16 UVA	#53 B.Farrell 34 yd FG, 10-59, 04:25; ND 28, UVA 3

TEAM STATISTICS

	ND	UVA
FIRST DOWNS	23	17
RUSHES-YARDS (NET)	38-249	30-82
PASSING YARDS (NET)	174	196
Passes Comp-Att-Int	18-24-1	18-34-2
TOTAL OFFENSE PLAYS-YARDS	62-423	64-278
Fumble Returns-Yards	0-0	1-0
Punt Returns-Yards	1-0	0-0
Kickoff Returns-Yards	1-14	2-44
Interception Returns-Yards	2-14	1-0
Punts (Number-Avg)	1-42.0	4-34.0
Fumbles-Lost	1-1	1-0
Penalties-Yards	5-32	6-51
Possession Time	29:41	30:19
Third-Down Conversions	7-11	5-14
Fourth-Down Conversions	1-3	1-3
Red-Zone Scores-Chances	3-4	1-2
Sacks By: Number-Yards	7-34	0-0

Rushing: Notre Dame- Kyren Williams 14-70, Logan Diggs 9-64, Lorenzo Styles 1-37, Chris Tyree 6-32, Braden Lenzy 1-31, Tyler Buchner 3-10, Jack Coan 3-7, TEAM 1--2. **Virginia**- Mike Hollins 9-44, Jay Woolfolk 16-15, Devin Darrington 2-12, Keytaon Thompson 3-11.

Passing: Notre Dame- Jack Coan 15-20-1-132, Tyler Buchner 3-4-0-42. **Navy**- Jay Woolfolk 18-32-2-196, Dontayvion Wicks 0-1-0-0.

Receiving: Notre Dame- Michael Mayer 7-84, Kevin Austin 5-38, Braden Lenzy 3-23, Kyren Williams 2-15, Mitchell Evans 1-8, Lorenzo Styles 1-4, Chris Tyree 1-2. **Virginia**- Keytaon Thompson 9-110, Billy Kemp 4-37, Dontayvion Wicks 2-32, Jelani Woods 2-13, Ra'Shaun Henry 5-4.

Interceptions: Notre Dame- Ramon Henderson 1-0, DJ Brown 1-14. **Virginia**- Anthony Johnson 1-0.

Fumbles: Notre Dame- Tyler Buchner 1-1. **Virginia**- Keytaon Thompson 1-0.

**GAME 11**Nov. 20, 2021 | Notre Dame Stadium
Attend: 70,011 | TV: NBC**GEORGIA TECH****0**(6/6/8) **NOTRE DAME****55**

SOUTH BEND, Ind. – The No. 6/6/8 Notre Dame Fighting Irish (9-1) played a nearly flawless first half of football, jumping out to a 45-0 lead after the opening 30 minutes. The Irish went on to win by a final score of 55-0. With its 10th win of the season, the Irish have now recorded 10 or more wins in five straight seasons for the first time in program history. It was also the fifth-largest shutout in modern history for the Irish. Coan was masterful from the quarterback position, going 15-for-20 for 285 yards and two touchdowns in just over a half of playing time. Kyren Williams finished with 120 all-purpose yards and had two rushing touchdowns. Logan Diggs added two touchdowns, one on the ground and one receiving. Notre Dame's defense continued its incredible form, scoring two defensive touchdowns and stifling the Georgia Tech offense. Jack Kiser recorded a pick-six in the first quarter and Myron Tagovailoa-Amosa scooped up a fumble forced by Isaiah Foskey and returned it 70-yards for a touchdown in the third quarter.

SCORE BY QUARTERS

	1	2	3	4	Final
Georgia Tech	0	0	0	0	0
Notre Dame	24	21	10	0	55

SCORING SUMMARY

1st	12:35	ND	#39 J.Doerer 41 yd FG, 5-25, 02:25; GT 0, ND 3
	10:33	ND	#24 J.Kiser 43 yd interception return (#39 J.Doerer kick), 01:57; GT 0, ND 10
	04:57	ND	#23 K.Williams 9 yd rush (#39 J.Doerer kick), 9-65, 03:29; GT 0, ND 17
	00:08	ND	#87 M.Mayer 52 yd pass from #17 J.Coan (#39 J.Doerer kick), 4-69, 01:22; GT 0, ND 24
2nd	10:41	ND	#22 L.Diggs 5 yd rush (#39 J.Doerer kick), 7-61, 03:45; GT 0, ND 31
	07:21	ND	#22 L.Diggs 20 yd pass from #17 J.Coan (#39 J.Doerer kick), 4-60, 01:47; GT 0, ND 38
	01:29	ND	#23 K.Williams 1 yd rush (#98 H.Leonard kick), 7-89, 03:01; GT 0, ND 45
3rd	06:45	ND	#39 J.Doerer 26 yd FG, 6-86, 03:02; GT 0, ND 48
	04:50	ND	#95 M.Tagovailoa-Amosa 70 yd fumble return (#91 J.Bryan kick), 01:48; GT 0, ND 55

TEAM STATISTICS

	GT	ND
FIRST DOWNS	11	23
RUSHES-YARDS (NET)	35-128	33-212
PASSING YARDS (NET)	96	302
Passes Comp-Att-Int	14-28-1	18-28-0
TOTAL OFFENSE PLAYS-YARDS	63-224	59-514
Fumble Returns-Yards	0-0	1-70
Punt Returns-Yards	1-0	3-37
Kickoff Returns-Yards	5-113	1-51
Interception Returns-Yards	0-0	1-43
Punts (Number-Avg)	10-35.4	3-38.0
Fumbles-Lost	2-1	2-0
Penalties-Yards	5-40	3-32
Possession Time	30:39	29:21
Third-Down Conversions	3-15	5-11
Fourth-Down Conversions	0-0	1-1
Red-Zone Scores-Chances	0-1	6-6
Sacks By: Number-Yards	3-27	6-52

Rushing: Notre Dame- Tyler Buchner 5-67, Audric Estime 6-61, Kyren Williams 11-56, Chris Tyree 3-15, Braden Lenzy 1-12, Kevin Austin 1-8, Logan Diggs 2-6, Leo Albano 1-1, Jack Coan 3--14.

Georgia Tech- Jahmyr Gibbs 12-58, Dontae Smith 8-31, Jordan Yates 11-20, Jordan Mason 4-19.

Passing: Notre Dame- Jack Coan 15-20-0-285, Tyler Buchner 3-6-0-17. **Georgia Tech**- Jordan Yates 14-28-1-96.

Receiving: Notre Dame- Kyren Williams 4-31, Michael Mayer 3-86, Kevin Austin 2-89, Lorenzo Styles 2-17, Logan Diggs 1-20, George Takacs 1-19, Deion Colzie 1-16, Kevin Bauman 1-10, Braden Lenzy 1-9, Chris Tyree 1-9, Matt Salerno 1--4. **Georgia Tech**- Kyric McGowan 4-13, Malachi Carter 3-29, Adonias Sanders 3-20, Dylan Leonard 2-28, Ryan King 1-7, Dontae Smith 1--1.

Interceptions: Notre Dame- Jack Kiser 1-43. **Georgia Tech**- None.

Fumbles: Notre Dame- Tyler Buchner 2-0. **Georgia Tech**- Jahmyr Gibbs 1-0, Jordan Yates 1-1.

🐦 @NDFootball 📺 /NDFootball 📷 @NDFootball 📧 @NDFBRecruiting

IRISH IN THE NFL (As of November 21)

Player	Team	Pos.	Notes
Josh Adams	NY Jets	RB	Fourth season
Aaron Banks	San Francisco	OL	First season
Alex Bars	Chicago	OL	Third season
Ian Book	New Orleans	QB	First season
Miles Boykin	Baltimore	WR	Third season
Chase Claypool	Pittsburgh	WR	Second season
Scott Daly	Detroit	LS	Second season
Sheldon Day	Cleveland	DT	Sixth season (practice squad)
Liam Eichenberg	Miami	OL	First season
Jalen Elliott	Detroit	DB	Third season
Matthias Farley	Tennessee	S	Sixth season
Will Fuller V	Miami	WR	Sixth season (injured reserve)
Alohi Gilman	LA Chargers	S	Second season
Robert Hainsey	Tampa Bay	OL	First season
Daelin Hayes	Baltimore	DL	First season
J.J. Jansen	Carolina	LS	14th season
Jamir Jones	LA Rams	DL	Second season
Tony Jones, Jr.	New Orleans	RB	Second season
Khalid Kareem	Cincinnati	DL	Second season
Cole Kmet	Chicago	TE	Second season
Tommy Kraemer	Detroit	OL	First season
Julian Love	NY Giants	CB	Third season
Nick Martin	Las Vegas	C	Sixth season
Zack Martin	Dallas	OG	Eighth season

IRISH IN THE NFL (As of November 21)

Player	Team	Pos.	Notes
Nick McCloud	Cincinnati	CB	First season
Mike McGlinchey	San Francisco	OT	Fourth season
Javon McKinley	Detroit	WR	First season (practice squad)
Sam Mustipher	Chicago	OL	Third season
Quenton Nelson	Indianapolis	OG	Fourth season
Ade Ogundeji	Atlanta	DL	First season
Julian Okwara	Detroit	DL	Second season
Romeo Okwara	Detroit	DE	Sixth season (injured reserve)
Jeremiah Owusu-Koramoah	Browns	LB	First season
Troy Pride, Jr.	Carolina	CB	Second season (injured reserve)
Isaac Rochell	Indianapolis	DT	Fifth season
Kyle Rudolph	NY Giants	TE	11th season
KeiVarae Russell	New Orleans	CB	Fifth season (practice squad)
Ben Skowronek	LA Rams	WR	First season
Harrison Smith	Minnesota	FS	10th season
Jaylon Smith	Green Bay	ILB	Sixth season
Durham Smythe	Miami	TE	Fourth season
Ronnie Stanley	Baltimore	OT	Sixth season
Eq. St. Brown	Green Bay	WR	Fourth season
Jerry Tillery	LA Chargers	DT	Third season
Drue Tranquill	LA Chargers	LB	Third season
Tommy Tremble	Carolina	TE	First season
Stephon Tuitt	Pittsburgh	DE	Eighth season (injured reserve)
Dexter Williams	Cleveland	RB	Third season (practice squad)
Brock Wright	Detroit	TE	First season

NFL DRAFT

- With nine players selected in the 2021 NFL Draft, Notre Dame Football has totaled 520 draft picks over the tenure of the program. No other college football program has totaled more than the Irish.
- OL Liam Eichenberg (second round, Miami Dolphins), OL Aaron Banks (second round, San Francisco 49ers), LB Jeremiah Owusu-Koramoah (second round, Cleveland Browns), TE Tommy Tremble (third round, Carolina Panthers), OL Robert Hainsey (third round, Tampa Bay Buccaneers), QB Ian Book (fourth round, New Orleans Saints), DL Daelin Hayes (fifth round, Baltimore Ravens), DL Ade Ogundeji (fifth round, Atlanta Falcons) and WR Ben Skowronek (seventh round, Los Angeles Rams) represented the Irish in the 2021 NFL Draft.
- The nine draft picks were the most during the Brian Kelly era and the most all-time since the 1994 draft when 10 players were selected.

ALL-TIMERS

- Throughout the history of the Notre Dame Football Program, 582 total players have spent time on an active NFL roster. To begin the 2021 NFL season, Notre Dame was tied for fourth with 36 players on active NFL rosters. They were tied with Georgia and trailed only LSU (47), Ohio State (50) and Alabama (54).
- So far in 2021, 13 former Irish players have made their debut appearance on a 53-man roster: Aaron Banks, Ian Book, Liam Eichenberg, Jalen Elliott, Robert Hainsey, Daelin Hayes, Tommy Kraemer, Nick McCloud, Ade Ogundeji, Jeremiah Owusu-Koramoah, Ben Skowronek, Tommy Tremble and Brock Wright.

THE BRIAN KELLY FILE

39th year in coaching // 31st year as head coach // 12th year at Notre Dame

Alma Mater: Assumption College (1983)

School	Seasons	Record			Pct.
Grand Valley State	13	118	35	2	0.768
Central Michigan	3	19	16	0	0.543
Cincinnati	3	34	6	0	0.850
Notre Dame	12	112 [^]	40	0	0.737
TOTALS	31	283[^]	97	2	0.743

HONORS AND ACCOLADES

Year	Award
2018	Home Depot National Coach of the Year
2018	Stallings National Coach of the Year
2012	AP National Coach of the Year
2012	Walter Camp National Coach of the Year
2012	Sporting News National Coach of the Year
2012	Home Depot National Coach of the Year
2012	Liberty Mutual National Coach of the Year
2012	AFCA National Coach of the Year
2009	Home Depot National Coach of the Year

[^] - Includes 21 wins vacated under discretionary NCAA penalty.

BRIAN KELLY - THE DICK CORBETT HEAD FOOTBALL COACH

- Winningest coach in FBS (283[^] wins)
- One of only four active FBS coaches with more than 300 games as a head coach.
- With the win over Wisconsin, Kelly passed Knute Rockne to claim sole possession of first all-time in program history in career wins at Notre Dame.
- Joins Knute Rockne (13), Frank Leahy (11), Ara Parseghian (11) and Lou Holtz (11) as the only Notre Dame coaches to spend 10 or more seasons on the Irish sidelines.
- Only three-time winner of the Home Depot Coach of the Year Award ('09, '12, '18)
- With 10 or more wins in 2012[^], 2015, 2017, 2018, 2019, 2020 and 2021, Kelly is the only Notre Dame coach to hit the double-digit mark in wins seven times.
- Kelly is the first Irish head coach to have five-straight seasons with 10 wins or more.
- With 10-win seasons in six of the last seven years, Kelly is the first Irish coach to have six seasons of double-digit wins in a seven-year stretch in program history.
- Notched his first win over an AP No. 1 team with the 47-40 win over Clemson (Nov. 8, 2020)
- Ranks second in winning percentage among active FBS coaches (.743[^]) who have coached in 300 or more career games (Nick Saban - .800).
- Second-youngest coach to reach 200 career victories at a major school.
- Has finished .500 or better in 28 of 30 seasons as a head coach.
- Boasts a 17-10 record in postseason as a head coach.
- Kelly is the first coach to post four or more shutouts in an Irish career since Lou Holtz.
- With the 52-20 win over Navy in 2019, Kelly became just the third coach in Notre Dame history with three or more wins of at least 25 points over ranked teams. Lou Holtz and Frank Leahy each secured eight such victories. Ara Parseghian and Dan Devine had two such victories apiece.

WINNINGEST ACTIVE FBS COACHES (By wins)

Rk.	Coach	School	Years	Record			Pct.
1.	BRIAN KELLY	NOTRE DAME	31	283[^]	97	2	.743
2.	Mack Brown	North Carolina	33	265	137	1	.659
3.	Nick Saban	Alabama	26	266	66	1	.800
4.	Willie Fritz	Tulane	25	185	111	0	.625
5.	Kirk Ferentz	Iowa	26	189	129	0	.594

ACTIVE FBS LONGEVITY

Rk.	Coach	School	Games
1.	Mack Brown	North Carolina	403
2.	BRIAN KELLY	NOTRE DAME	382[^]
3.	Nick Saban	Alabama	334
4.	Kirk Ferentz	Iowa	318
5.	Dave Clawson	Wake Forest	266

**WINNINGEST ACTIVE FBS COACHES
(By percentage, min. 5 years)**

Rk.	Coach	School	Years	Record			Pct.
1.	Kirby Smart	Georgia	6	63	14	0	.818
2.	Dabo Swinney	Clemson	14	147	36	0	.803
3.	Nick Saban	Alabama	26	266	66	1	.800
4.	Jimbo Fisher	Texas A&M	12	118	35	0	.771
5.	Lance Leipold	Kansas	15	148	48	0	.755
6.	BRIAN KELLY	NOTRE DAME	31	283[^]	97	2	.743
7.	Brian Harsin	Auburn	9	82	30	0	.732
8.	Mike Houston	East Carolina	10	94	43	0	.686
9.	David Shaw	Stanford	11	93	44	0	.679

MOST YEARS COACHING (ACTIVE FBS)

Rk.	Coach	School	Years
1.	Mack Brown	North Carolina	32
2.	BRIAN KELLY	NOTRE DAME	31
3.	Nick Saban	Alabama	25
4.	Kirk Ferentz	Iowa	25
5.	Dave Clawson	Wake Forest	21

All charts include coaches with five-plus seasons of FBS head coaching experience



THE RECORD WHEN...

Stat	Kelly's Career			Kelly at ND		2021	
	Record (W-L-T)			Record (W-L)		Record (W-L)	
Home (Includes Shamrock Series)	159	35	1	66	14	6	1
Away	109	54	1	34	20	3	0
Neutral	13	9	0	10	7	1	0
In overtime	8	5	0	4	3	1	0
Coming off a loss	51	28	0	17	11	1	0
Coming off a win	194	55	1	70	24	7	1
Coming off an open date	21	2	0	10	2	1	0
vs. AP Top 25	31	27	0	23	22	1	1
Both teams are in the AP Top 25	23	20	0	19	19	1	1
Neither team is in the AP Top 25	54	30	0	22	14	0	0
Team is ranked higher	102	14	0	80	10	10	0
Opponent is ranked higher	11	19	0	8	15	0	1
vs. In-State Opponents	77	22	2	7	0	1	0
In August	5	2	0	2	0	0	0
In September	87	35	0	35	12	4	0
In October	94	27	2	35	9	3	1
In November	82	26	0	34	13	3	0
In December	13	4	0	5	3	0	0
In January	1	5	0	1	4	0	0
On TV (except GVSU regular season)	141	48	0	111	40	10	1
On NBC	64	14	0	64	14	5	1
On NBCSN	3	0	0	3	0	0	0
On ABC	26	13	0	24	14	2	0
On ACCN	2	0	0	2	0	1	0
On ESPN	15	9	0	7	6	0	0
On ESPN2	8	2	0	1	0	0	0
On CBS	4	3	0	4	3	0	0
On CBS Sports Network	0	1	0	0	1	0	0
On FOX	3	3	0	3	3	1	0
On USA Network	1	0	0	1	0	0	0
Morning Games (kicks off before noon)	1	1	0	1	1	1	0
Afternoon Games	186	63	2	68	19	4	1
Night Games (6 p.m. or later)	95	33	0	42	20	5	0
Decided by three points or fewer	48	23	2	15	13	3	0
Decided by seven points or fewer	85	44	2	30	21	0	0
Scoring first	195	39	0	81	21	6	0
Opponent scores first	85	58	2	30	19	4	1
Leading at halftime	224	21	0	91	11	9	0
Tied at halftime	19	6	0	8	1	0	0
Trailing at halftime	36	70	2	11	28	1	1

THE RECORD WHEN...

Stat	Kelly's Career			Kelly at ND		2021	
	Record (W-L-T)			Record (W-L)		Record (W-L)	
Leading after three quarters	236	17	0	90	9	7	0
Tied after three quarters	14	6	0	6	5	1	0
Trailing after three quarters	30	74	0	13	26	2	1
Scoring 40+ points	108	3	0	40	2	4	0
Scoring 30-39 points	81	11	0	34	7	4	0
Scoring 20-29 points	70	36	1	27	14	2	0
Scoring 0-19 points	23	47	1	10	16	0	1
Allowing 40+ points	8	24	0	2	10	0	0
Allowing 30-39 points	22	37	0	11	15	2	0
Allowing 20-29 points	73	28	1	25	10	2	1
Allowing 0-19 Points	179	8	1	73	3	6	0
Outrushing opponent	219	29	1	82	8	6	0
Getting outrushed	57	67	2	26	32	3	1
Passing for more yards	182	62	1	69	29	5	1
Passing for fewer yards	99	32	1	42	11	5	0
Outgaining opponent	234	31	1	89	14	5	0
Outgained by opponent	46	63	1	22	26	5	1
Winning time of possession battle	148	31	0	59	9	3	1
Losing time of possession battle	132	64	2	52	31	7	0
Scoring a defensive or special teams TD	81	9	0	22	5	2	0
Allowing a defensive or special teams TD	27	31	0	13	12	2	0
Fewer penalty yards	94	46	1	56	21	7	0
More penalty yards	178	48	1	53	18	3	0
Winning turnover battle	162	17	0	59	6	6	0
Losing turnover battle	66	58	1	25	30	1	1
Having an individual 100-yard rusher	131	26	1	48	9	2	0
Having an individual 100-yard receiver	109	33	0	39	16	3	0
Having an individual 200-yard passer	186	51	1	72	25	6	0
Having a QB rush for 100 yards	9	1	0	7	1	0	0
Allowing an individual 100-yard rusher	52	54	1	20	26	4	0
Allowing an individual 100-yard receiver	81	41	0	25	16	4	1
Allowing an individual 200-yard passer	113	48	1	46	26	4	1

STARTER SHEET

OFFENSE	Pos.	2021	Streak	Career	DEFENSE	Pos.	2021	Streak	Career
Cain Madden	OL	11	11	42	Kurt Hinish	NG	9	9	34
Jarrett Patterson	OL	11	11	32	Drew White	LB	10	1	33
Jack Coan	QB	11	11	29	Myron Tagovailoa-Amosa	DT	10	1	30
Kyren Williams	RB	11	23	23	Kyle Hamilton	S	7	0	19
Josh Lugg	RT	11	11	19	Clarence Lewis	S/CB	11	15	17
Avery Davis	WR	8	0	12	TaRiq Bracy	CB	4	0	12
Michael Mayer	TE	10	5	13	Jayson Ademilola	DL	11	11	13
Zeke Correll	OL	6	0	8	Houston Griffith	S	10	7	12
Braden Lenzy	WR	9	9	12	JD Bertrand	LB	11	11	11
Kevin Austin Jr.	WR	11	11	11	Isaiah Foskey	DL	11	11	11
Joe Alt	OL	6	6	6	Cam Hart	CB	9	2	9
Andrew Kristofic	OL	5	5	5	Shayne Simon	LB	0	0	8
George Takacs	TE	4	1	4	Jack Kiser	LB	6	3	7
Tosh Baker	OL	2	0	2	Isaiah Pryor	LB	5	0	5
Michael Carmody	OL	2	0	2	Marist Liufau	LB	0	0	3
Blake Fisher	OL	1	0	1	Ramon Henderson	CB	2	2	2
Chris Tyree	RB	1	0	1	Howard Cross III	DL	2	0	2
Lorenzo Styles	WR	1	1	1	Jordan Botelho	LB	1	0	1
					Rylie Mills	DL	1	0	1
					DJ Brown	S	1	0	1
					Bo Bauer	LB	1	0	1
					Nana Osafo-Mensah	DL	1	0	1

CAREER STARTS BY POSITION

WR	LT	LG	C	RG	RT	TE	WR	QB	WR	RB
Lenzy (12)	Alt (6)	Correll (6)	Patterson (32)	Madden (42)	Lugg (16)	Mayer (12)	Davis (12)	Coan (29)	Austin Jr (11)	Williams (23)
	Carmody (2)	Kristofic (5)	Correll (2)	Lugg (1)		Takacs (4)	Styles (1)			Tyree (1)
	Baker (2)		Lugg (2)							
	Fisher (1)									
DL	DL	DL	DL	ROV	MIKE	BUCK	CB	S	S	CB
Foskey (11)	Tagovailoa-Amosa (30)	Hinish (34)	Ademilola, Jayson (13)	Kiser (6)	White (33)	Bertrand (11)	Hart (9)	Hamilton (19)	Griffith (11)	Lewis (17)
	Mills (1)	Cross III (2)		Pryor (5)	Bauer (1)	Kiser (1)	Griffith (1)	Henderson (2)		Bracy (12)
	Osafo-Mensah (1)			Botelho (1)		Simon (8)		Brown (1)		
						Liufau (3)		Lewis (1)		



OFFENSE

<i>Position</i>	<i>Florida State</i>	<i>Toledo</i>	<i>Purdue</i>	<i>Wisconsin</i>	<i>Cincinnati</i>	<i>Virginia Tech</i>	<i>Southern Cal</i>	<i>North Carolina</i>	<i>Navy</i>	<i>Virginia</i>	<i>Georgia Tech</i>	<i>Stanford</i>
WR	Austin Jr.	Austin Jr.	Austin Jr.	Austin Jr.	Austin Jr.	Austin Jr.	Austin Jr.	Austin Jr.	Austin Jr.	Austin Jr.	Austin Jr.	
LT	Fisher	Carmody	Baker	Baker	Carmody	Alt	Alt	Alt	Alt	Alt	Alt	
LG	Correll	Correll	Correll	Correll	Correll	Correll	Kristofic	Kristofic	Kristofic	Kristofic	Kristofic	
C	Patterson	Patterson	Patterson	Patterson	Patterson	Patterson	Patterson	Patterson	Patterson	Patterson	Patterson	
RG	Madden	Madden	Madden	Madden	Madden	Madden	Madden	Madden	Madden	Madden	Madden	
RT	Lugg	Lugg	Lugg	Lugg	Lugg	Lugg	Lugg	Lugg	Lugg	Lugg	Lugg	
TE	Mayer	Mayer	Mayer	Mayer	Mayer	Takacs	Mayer	Mayer	Mayer	Mayer	Mayer	
WR	Davis	Davis	Davis	Davis	Davis	Lenzy	Davis	Davis	Davis	Styles	Lenzy	
QB	Coan	Coan	Coan	Coan	Coan	Coan	Coan	Coan	Coan	Coan	Coan	
RB	Williams	Williams	Williams	Williams	Davis	Williams	Williams	Williams	Williams	Williams	Williams	
WR/TE/RB	Lenzy	Takacs	Lenzy	Takacs	Lenzy	Tyree	Lenzy	Lenzy	Lenzy	Lenzy	Takacs	

DEFENSE

<i>Position</i>	<i>Florida State</i>	<i>Toledo</i>	<i>Purdue</i>	<i>Wisconsin</i>	<i>Cincinnati</i>	<i>Virginia Tech</i>	<i>Southern Cal</i>	<i>North Carolina</i>	<i>Navy</i>	<i>Virginia</i>	<i>Georgia Tech</i>	<i>Stanford</i>
DL	Foskey	Foskey	Foskey	Foskey	Foskey	Foskey	Foskey	Foskey	Foskey	Foskey	Foskey	
DL	Hinish	Hinish	Hinish	Cross III	Cross III	Hinish	Hinish	Hinish	Hinish	Hinish	Hinish	
DL	Tagovailoa-Amosa	Tagovailoa-Amosa	Tagovailoa-Amosa	Tagovailoa-Amosa	Tagovailoa-Amosa	Tagovailoa-Amosa	Tagovailoa-Amosa	Tagovailoa-Amosa	Tagovailoa-Amosa	Osafo-Mensah	Tagovailoa-Amosa	
DL	Ja. Ademilola	Ja. Ademilola	Ja. Ademilola	Ja. Ademilola	Ja. Ademilola	Ja. Ademilola	Ja. Ademilola	Ja. Ademilola	Ja. Ademilola	Ja. Ademilola	Ja. Ademilola	
LB	Bertrand	Bertrand	Bertrand	Bertrand	Bertrand	Bertrand	Bertrand	Bertrand	Bertrand	Bertrand	Bertrand	
LB	White	White	White	White	White	White	White	White	White	Bauer	White	
LB/CB	Pryor	Pryor	Pryor	Kiser	Kiser	Kiser	Bracy	Bracy	Pryor	Kiser	Kiser	
CB	Hart	Hart	Hart	Bracy	Hart	Hart	Hart	Hart	Bracy	Hart	Hart	
S/LB	Griffith	Griffith	Griffith	Botelho	Griffith	Griffith	Griffith	Griffith	Kiser	Griffith	Griffith	
S	Hamilton	Hamilton	Hamilton	Hamilton	Hamilton	Hamilton	Hamilton	Brown	Griffith	Henderson	Henderson	
CB	Lewis	Lewis	Lewis	Lewis	Lewis	Lewis	Lewis	Lewis	Lewis	Lewis	Lewis	



NOTRE DAME

Rushing

Had 500 or more yards:	at Boston College, 2017 (515)
Had 450 or more yards:	at Boston College, 2017 (515)
Had 400 or more yards:	at Boston College, 2017 (515)
Had 300 or more yards:	vs. Florida State, 2020 (353)
Had 70 or more rushing attempts:	vs. Michigan State, 1991 (76)
Had 60 or more rushing attempts:	vs. Navy, 2007 (63)
Had 50 or more rushing attempts:	at Pittsburgh, 2020 (50)
Had eight or more rush TDs:	vs. Pittsburgh, 1965 (9)
Had seven or more rush TDs:	at Boston College, 2017 (7)
Had six or more rush TDs:	vs. South Florida, 2020 (6)
Had five or more rush TDs:	vs. South Florida, 2020 (6)
Had four or more rush TDs:	vs. Florida State, 2020 (4)
Had two or more players with 200 rush yards in a game:	at Boston College, 2017 (Josh Adams 229, Brandon Wimbush 207)
Had three players with 100 rush yards in a game:	vs. Temple, 2017 (Josh Adams 161, DeShone Kizer 124, Brandon Wimbush 106)
Had two or more players with 100 rush yards in a game:	vs. Syracuse, 2020 (Kyren Williams 110, Chris Tyree 109)
Had a quarterback rush for 100 yards in a game:	vs. Duke, 2019 (Ian Book, 139)

Passing

Had 500 or more yards:	at USC, 1970 (526)
Had 400 or more yards:	vs. New Mexico, 2019 (434)
Had 300 or more yards:	at Florida State, 2021 (366)
Had 50 or more pass attempts:	vs. Virginia Tech, 2019 (53)
Had 40 or more pass attempts:	vs. Cincinnati, 2021 (46)
Had 30 or more pass attempts:	vs. Southern Cal, 2021 (30)
Had 35 or more pass completions:	at Florida State, 2021 (35)
Had 30 or more pass completions:	at Clemson, 2015 (35)
Had 25 or more pass completions:	at Florida State, 2021 (26)
Had six or more passing TDs:	vs. Bowling Green, 2019 (6)
Had five or more passing TDs:	vs. Navy, 2019 (5)
Had four or more passing TDs:	at Florida State, 2021 (4)
Had three or more passing TDs:	at Virginia, 2021 (3)
Had three or more passing TDs in a half:	at Boston College, 2020 (3)
Had five or more passes intercepted:	vs. USC, 1967 (7)
Had four or more passes intercepted:	at Arizona State, 2014 (4)
Had three or more passes intercepted:	vs. Ball State, 2018 (3)

Receiving

Had two players with 100 receiving yards in a game:	at Stanford, 2017 (Kevin Stepherson - 112, Equanimeous St. Brown - 111)
Had a player with over 150 receiving yards in a game:	vs. Wake Forest, 2017 (Chase Claypool - 180)
Had two players with 10 catches in a game:	vs. BYU, 2005 (Maurice Stovall - 14, Jeff Samardzija - 10)

Combination Offense

Had a 400-yard passer and 100-yard rusher in a game:	vs. Syracuse, 2016 (DeShone Kizer - 471, Josh Adams - 102)
Had a 300-yard passer and 100-yard rusher in a game:	vs. Clemson, 2020 (Ian Book - 310, Kyren Williams - 140)
Had a 400-yard passer and 100-yard receiver in a game:	vs. Syracuse, 2016 (DeShone Kizer - 471, Equanimeous St. Brown - 182)
Had a 300-yard passer and 100-yard receiver in a game:	at Florida State, 2021 (Jack Coan - 366, Michael Mayer - 120)
Had a 400-yard passer, 100-yard rusher and 100-yard receiver in a game:	vs. Syracuse, 2016 (DeShone Kizer - 471, Josh Adams - 102, Equanimeous St. Brown - 182)
Had a 300-yard passer, 100-yard rusher and 100-yard receiver in a game:	vs. Clemson, 2020 (Ian Book - 310, Kyren Williams - 140 rushing, Javon McKinley - 102 receiving)
Had a 200-yard passer, 100-yard rusher and 100-yard receiver in a game:	vs. Syracuse, 2020 (Ian Book - 285, Kyren Williams - 110 rushing, Chris Tyree - 109 rushing, Javon McKinley - 111 receiving)
Had a 400-yard passer and 100-yard rusher in a game:	vs. Syracuse, 2016 (DeShone Kizer - 471, Josh Adams - 102)
Had a 200-yard passer and 100-yard rusher in a game:	vs. North Carolina, 2021 (Jack Coan - 213, Kyren Williams - 199)
Had a 100-yard receiver and 100-yard rusher in a game:	at North Carolina, 2020 (Kyren Williams - 124 rushing, Javon McKinley - 135 receiving)

Total Offense

Had 700 or more yards total offense:	vs. Wake Forest, 2017 (710)
Had 650 or more yards total offense:	vs. Wake Forest, 2017 (710)
Had 600 or more yards total offense:	vs. Wake Forest, 2017 (710)
Had 500 or more yards total offense:	vs. Georgia Tech, 2021 (514)
Had 400 or more yards total offense:	at Virginia, 2021 (423)
Had 100 or more plays total offense:	vs. Pittsburgh, 2012 (104)
Had 85 or more plays total offense:	vs. Boston College, 2019 (85)
Had 75 or more plays total offense:	vs. Syracuse, 2020 (77)

**Scoring**

Scored 60 or more points:	vs. New Mexico, 2019 (66)
Scored 50 or more points:	vs. Georgia Tech, 2021 (55)
Scored 40 or more points:	vs. North Carolina, 2021 (44)
Scored 30 or more points:	vs. Navy, 2021 (34)
Scored a two-point conversion:	at Virginia Tech, 2021
Allowed 60 or more points:	Never
Allowed 50 or more points:	at Texas, 2016 (50)
Allowed 40 or more points:	vs. Clemson, 2020 (40)
Allowed 30 or more points:	vs. North Carolina, 2021 (34)
Was held scoreless:	at Boston College, 2008 (17-0)
Was held scoreless at home:	USC, 2007 (38-0)
Was held scoreless on the road:	at Boston College, 2008 (17-0)
Was held without offensive touchdown:	vs. Clemson, 2019 Cotton Bowl (30-3)
Was held without offensive touchdown on the road:	at NC State, 2016 (10-3)
Was held without offensive touchdown at home:	vs. USC, 2007 (38-0)
Held opponent scoreless:	vs. Georgia Tech, 2021 (55-0)
Held opponent scoreless at home:	vs. Georgia Tech, 2021 (55-0)
Held opponent scoreless on the road:	at Purdue, 1993 (17-0)
Held opponent without offensive touchdown:	vs. Georgia Tech, 2021 (55-0)
Held opponent without offensive touchdown on the road/neutral:	at Virginia, 2021 (28-3)
Held opponent without offensive touchdown at home:	vs. Georgia Tech, 2021 (55-0)
Held opponent scoreless at neutral site:	vs. Maryland (Giants Stadium - East Rutherford, NJ), 2002 (22-0)
Held two or more opponents scoreless in a season:	2002 vs. Maryland (22-0) vs. Rutgers (42-0)
Held three or more opponents scoreless in a season:	1976 vs. Purdue (23-0) at Northwestern (49-0), vs. Oregon (41-0)
Held four or more opponents scoreless in a season:	1966 vs. Army (35-0) vs. North Carolina (32-0), at Oklahoma (38-0), vs. Pittsburgh (40-0) vs. Duke (64-0), at USC (51-0)
Held five or more opponents scoreless in a season:	1966 vs. Army (35-0) vs. North Carolina (32-0), at Oklahoma (38-0), vs. Pittsburgh (40-0) vs. Duke (64-0), at USC (51-0)
Held six or more opponents scoreless in a season:	1966 vs. Army (35-0) vs. North Carolina (32-0), at Oklahoma (38-0), vs. Pittsburgh (40-0) vs. Duke (64-0), at USC (51-0)
Had multiple players with multiple TDs in a game:	vs. Syracuse, 2020 (Javon McKinley - 3, Ian Book - 2)

Turnovers

Did not commit a turnover:	vs. Navy, 2021
Committed six or more turnovers:	vs. Navy, 1984 (6)
Committed five or more turnovers:	vs. Boston College, 2015 (5)
Lost four or more fumbles:	vs. Michigan State, 1999 (4)
Lost three or more fumbles:	at Boston College, 2020 (3)
Recorded six or more takeaways:	vs. Michigan, 2012 (6)
Recorded five or more takeaways:	vs. Wisconsin, 2021 (5)
Returned two or more interceptions for TDs:	vs. Wisconsin, 2021 (2) (Jack Kiser - 66 yards, Drew White - 48 yards)
Returned an interception for a TD:	vs. Georgia Tech, 2021 (1) (Jack Kiser - 43 yards)
Returned a fumble for a TD:	vs. Georgia Tech, 2021 (1) (Myron Tagovailoa-Amosa - 70 yards)

Defense

Held opponent to 50 or fewer rushing yards:	vs. Clemson, 2020 (34)
Held opponent to 100 or fewer passing yards:	vs. Georgia Tech, 2021 (96)
Held opponent to 200 or fewer passing yards:	vs. Georgia Tech, 2021 (96)
Held opponent to 300 or fewer yards total offense:	vs. Georgia Tech, 2021 (224)
Held opponent to 200 or fewer yards total offense:	vs. Navy, 2021 (184)
Intercepted five or more passes:	vs. Michigan, 2012 (5)
Intercepted four or more passes:	at Wisconsin, 2021 (4)
Intercepted three or more passes:	at Florida State, 2021 (3)
Forced five or more fumbles:	at Louisville, 2019 (5)
Forced four or more fumbles:	vs. Syracuse, 2020 (4)
Forced three or more fumbles:	vs. Navy, 2019 (4)
Scored a safety:	vs. Navy, 2021
Recorded nine or more sacks:	vs. Rutgers, 1996 (9)
Recorded eight or more sacks:	vs. Virginia, 2019 (8)
Recorded seven or more sacks:	at Virginia, 2021 (7)
Recorded six or more sacks:	vs. Georgia Tech 2021 (6)
Recorded five or more sacks:	vs. Georgia Tech 2021 (6)
Held opponent to 10 or fewer first downs:	at Duke, 2019 (10)

Special Teams

Returned a punt for a TD:	vs. Massachusetts, 2015 (C.J. Sanders, 50 yards)
Returned a blocked punt for a TD:	at Pittsburgh, 2020 (Isaiah Foskey, 0 yards)
Returned a kickoff for a TD:	at Wisconsin, 2021 (Chris Tyree, 96 yards)
Returned a blocked FG for a TD:	at Air Force, 2006 (Terrail Lambert, 76 yards)
Blocked a punt:	at Pittsburgh, 2020 (Isaiah Foskey)
Punted 10 or more times:	at Michigan, 2019 (10)
Did not punt:	at Boston College, 2020
Blocked a field goal:	vs. Georgia Tech, 2021 (Myron Tagovailoa-Amosa)
Had a field goal blocked:	at Texas, 2016
Blocked a PAT kick:	vs. Florida State, 2018 (Jerry Tillery)
Scored on a blocked PAT attempt:	vs. Florida State, 2018 (Julian Love)
Missed a kicking PAT:	vs. Cincinnati, 2021
Had a kicking PAT blocked:	vs. Florida State, 2018
Opponent scored on a blocked PAT attempt:	vs. Northwestern, 2014
Had a punt blocked:	at Northwestern, 2018

Miscellaneous

Had 30 or more first downs:	vs. Wake Forest, 2017 (30)
Had 25 or more first downs:	vs. North Carolina, 2021 (28)
Had 20 or more first downs:	vs. Georgia Tech, 2021 (23)
Was not penalized:	at LSU, 1997
Had 10 or more penalties:	at Stanford, 2019 (11)
Had 120 or more yards in penalties:	at Rutgers, 2000 (120)
Had 40 minutes or more of possession time:	at Pittsburgh, 2020 (40:59)
Had 35 minutes or more of possession time:	at North Carolina, 2020 (35:04)
Was involved in a tie game:	at USC, 1994 (17-17)
Was involved in an overtime game:	at Florida State, 2021 (41-38)
Was involved in a double overtime game:	vs. Clemson, 2020 (47-40)
Was involved in a triple overtime game:	vs. Pittsburgh, 2012 (29-26)
Was involved in a quadruple overtime game:	vs. Pittsburgh, 2008 (33-36)

A NOTRE DAME PLAYER

Rushing

Rushed for 250 or more yards:	Julius Jones at Pittsburgh, 2003 (262)
Rushed for 200 or more yards:	Dexter Williams vs. Florida State, 2018 (202)
Rushed for 175 or more yards:	Kyren Williams vs. North Carolina, 2021 (199)
Rushed for 150 or more yards:	Kyren Williams vs. North Carolina, 2021 (199)
Rushed for 125 or more yards:	Kyren Williams vs. North Carolina, 2021 (199)
Rushed for 100 or more yards:	Kyren Williams vs. North Carolina, 2021 (199)
Quarterback rushed for 200 or more yards:	Brandon Wimbush at Boston College, 2017 (207)
Quarterback rushed for 100 or more yards:	Ian Book at Duke, 2019 (139)
Rushed 40 or more times:	Allen Pinkett at LSU, 1984 (40)
Rushed 35 or more times:	Julius Jones vs. BYU, 2003 (35)
Rushed 30 or more times:	James Aldridge vs. Navy, 2007 (32)
Rushed 25 or more times:	Kyren Williams vs. Southern Cal, 2021 (25)
Rushed for four or more TDs:	Brandon Wimbush at Boston College, 2017 (4)
Rushed for three or more TDs:	Kyren Williams vs. Clemson, 2020 (3)
Rushed for two or more TDs:	Kyren Williams vs. Georgia Tech, 2021 (2)
Had a run of 90 yards or more:	Kyren Williams vs. North Carolina, 2021 (91)
Had a run of 80 or more yards:	Kyren Williams vs. North Carolina, 2021 (91)
Had a run of 70 or more yards:	Kyren Williams vs. North Carolina, 2021 (91)
Had a run of 60 or more yards:	Tyler Buchner vs. Georgia Tech, 2021 (68)
Had a run of 50 or more yards:	Tyler Buchner vs. Georgia Tech, 2021 (68)

Passing

Passed for 500 or more yards:	Joe Theismann at USC, 1970 (526)
Passed for 400 or more yards:	DeShone Kizer vs. Syracuse, 2016 (471)
Passed for 300 or more yards:	Jack Coan at Florida State, 2021 (366)
Attempted 50 or more passes:	Ian Book vs. Virginia Tech, 2019 (53)
Attempted 40 or more passes:	Ian Book vs. Boston College, 2019 (40)
Attempted 30 or more passes:	Jack Coan vs. Purdue, 2021 (31)
Completed 30 or more passes:	Everett Golson at Florida State, 2014 (31)
Completed 20 or more passes:	Jack Coan at Florida State, 2021 (26)
Threw six TDs:	Brady Quinn vs. BYU, 2005 (6)
Threw five or more TDs:	Ian Book vs. Navy, 2019 (5)
Threw four or more TDs:	Jack Coan at Florida State, 2021 (4)
Threw three or more TDs:	Jack Coan at Virginia, 2021 (3)
Threw three or more TDs in a half:	Ian Book at Boston College, 2020 (3)
Threw five or more interceptions:	Terry Hanratty vs. USC, 1967 (5)
Threw four or more interceptions:	Everett Golson at Arizona State, 2014 (4)
Threw three or more interceptions:	Brandon Wimbush vs. Ball State, 2018 (3)
Completed a pass of 90 yards or more:	Dayne Crist vs. Michigan, 2010 (95)
Completed a pass of 80 or more yards:	Brandon Wimbush at Stanford, 2017 (83)
Completed a pass of 70 or more yards:	Jack Coan vs. Navy, 2021 (70)
Completed a pass of 60 or more yards:	Jack Coan vs. Navy, 2021 (70)
Completed a pass of 50 or more yards:	Jack Coan vs. Georgia Tech, 2021 (52)

Receiving

Caught 15 or more passes:	Never
Caught 10 or more passes:	Miles Boykin vs. Stanford, 2018 (11)
Caught seven or more passes:	Michael Mayer at Virginia, 2021 (7)
Had 200 or more yards receiving:	Golden Tate at Stanford, 2009 (201)
Had 175 or more yards receiving:	Chase Claypool vs. Wake Forest, 2017 (180)
Had 150 or more yards receiving:	Chase Claypool vs. Wake Forest, 2017 (180)
Had 100 or more yards receiving:	Kevin Austin Jr. vs. Navy, 2021 (139)
Caught four or more TDs:	Chase Claypool vs. Navy, 2019 (4)
Caught three or more TDs:	Javon McKinley vs. Syracuse, 2020 (3)
Caught two or more TDs:	Michael Mayer vs. Toledo, 2021 (2)
Caught three or more TDs in one half:	Ben Skowronek at Boston College, 2020 (3)

Total Offense

Had 500 or more yards total offense:	Joe Theismann at USC, 1970 (512)
Had 400 or more yards total offense:	Ian Book vs. New Mexico, 2019 (406)
Had 100 yards both passing and rushing:	Ian Book at Duke, 2019 (181 passing, 139 rushing)

Scoring

Accounted for six or more touchdowns:	Ian Book vs. New Mexico, 2019 (1 rushing, 5 passing)
Accounted for five or more touchdowns:	Ian Book vs. Syracuse, 2020 (3 passing, 2 rushing)
Accounted for four or more touchdowns:	Jack Coan at Florida State, 2021 (4 passing)
Accounted for three or more touchdowns:	Jack Coan at Florida State, 2021 (4 passing)

Defense

Intercepted three or more passes:	Harrison Smith vs. Miami (Fla.), 2010 (3)
Intercepted two or more passes:	Cam Hart vs. Wisconsin, 2021 (2)
Recovered three or more fumbles:	Never
Forced two fumbles:	Daelin Hayes at Georgia Tech, 2020 (2)
Recovered two fumbles:	Nick McCloud vs. Clemson, 2020 (2)
Recorded 20 or more tackles:	Manti Te'o vs. Stanford, 2010 (21)
Recorded 15 or more tackles:	Te'von Coney vs. LSU (Citrus Bowl), 2017 (17)
Recorded 10 or more tackles:	Kurt Hinish vs. Navy, 2021 (10)
Recorded 4.0 or more sacks:	Jerry Tillery vs. Stanford, 2018 (4.0)
Recorded 3.0 or more sacks:	Jeremiah Owusu-Koramoah vs. Iowa State - Camping World Bowl, 2019 (3)
Recorded 2.0 or more sacks:	Howard Cross III vs. Georgia Tech, 2021 (2.0)

Special Teams

Scored 17 or more points kicking:	Jonathan Doerer vs. Clemson, 2020 (17)
Scored 15 or more points kicking:	Jonathan Doerer vs. Clemson, 2020 (17)
Scored 10 or more points kicking:	Jonathan Doerer vs. Georgia Tech, 2021 (13)
Kicked five or more field goals:	Kyle Brindza vs. Rutgers (Pinstripe Bowl), 2013 (5)
Kicked four or more field goals:	Jonathan Doerer vs. Clemson, 2020 (4)
Kicked two field goals of 50 or more yards:	Never
Kicked a field goal of 50 or more yards:	Jonathan Doerer at Wisconsin, 2021 (51)
Kicked a punt 70 or more yards:	Jay Bramblett at Wisconsin, 2021 (72)
Kicked a punt 60 or more yards:	Jay Bramblett at Wisconsin, 2021 (72)
Punted 10 or more times:	Jay Bramblett at Michigan, 2019 (10)
Totaled 175 or more kickoff return yards:	C.J. Sanders at Stanford, 2015 (182)
Totaled 100 or more punt return yards:	C.J. Sanders at Stanford, 2015 (182)

AN OPPOSING TEAM

Rushing

Had 400 or more yards:	Pittsburgh, 1975 (411)
Had 300 or more yards:	Michigan, 2019 (303)
Had 200 or more yards:	North Carolina, 2021 (223)
Had 50 or more rushing attempts:	Navy, 2019 (64)
Had five or more rush TDs:	Texas, 2016 (5)
Had four or more rush TDs:	Texas, 2016 (5)
Had two or more players with 100 rush yards in a game:	BYU, 2013 (Taysom Hill - 101, Paul Lasike - 101)

Passing

Had 400 or more yards:	Clemson, 2020 (439)
Had 300 or more yards:	North Carolina, 2021 (341)
Had 60 or more pass attempts:	Tennessee, 1990 (60)
Had 50 or more pass attempts:	USC, 2018 (51)
Had 40 or more pass attempts:	Boston College, 2020 (40)
Had 30 or more pass completions:	Virginia, 2019 (30)
Had five or more passing TDs:	USC, 2014 (6)
Had four or more passing TDs:	Alabama, CFP Semifinal at the Rose Bowl, 2021 (4)
Had three or more passing TDs:	Alabama, CFP Semifinal at the Rose Bowl, 2021 (4)

Receiving

Had two players with 100 receiving yards in a game:	Clemson, 2020 (Cornell Powell - 161, Amari Rodgers - 134)
-----------------------------------------------------	--------------------------------------------------------------

Total Offense

Had 600 or more yards total offense:	Ohio State, 2006 Fiesta Bowl (617)
Had 500 or more yards total offense:	North Carolina 2021 (564)
Had 400 or more yards total offense:	Southern Cal, 2021 (428)
Had 90 or more plays:	Wake Forest, 2018 (92)
Had 80 or more plays:	Virginia Tech, 2018 (85)
Had 75 or more plays:	Clemson, 2020 (77)

Scoring

Scored 60 or more points:	Never
Scored 50 or more points:	Texas, 2016 (50)
Scored 40 or more points:	Clemson, 2020 (40)
Scored 30 or more points:	North Carolina, 2021 (34)
Scored a two-point conversion:	Florida State, 2021

Turnovers

Did not commit a turnover:	Navy, 2021
Had three or more fumbles lost:	Clemson, 2020 (3)
Intercepted five or more passes:	USC, 1967 (7)
Intercepted four or more passes:	Arizona State, 2014 (4)
Intercepted three or more passes:	Ball State, 2018 (3)
Returned an interception for a TD:	Virginia Tech, 2021 (Jermaine Waller - 26 yards)
Returned a fumble for a TD:	at Georgia Tech, 2020 (Zamari Walton - 93 yards)

Defense

Held ND to 10 or fewer first downs:	at NC State, 2016 (10)
Scored a safety:	vs. Stanford, 2016
Held ND to 50 or fewer rushing yards:	vs. Wisconsin, 2021 (3)
Held ND to 200 or fewer passing yards:	at Georgia Tech, 2020 (199)
Held ND to 100 or fewer passing yards:	at Boston College, 2017 (96)
Held ND to 300 or fewer yards total offense:	Michigan, 2019 (180)
Held ND to 200 or fewer yards total offense:	at Michigan, 2019 (180)

Special Teams

Returned a punt for a TD:	at USC, 2016 (Adore Jackson - 55 yards)
Returned a blocked punt for a TD:	NC State, 2017 (Germaine Pratt - 0 yards)
Returned a kickoff for a TD:	Pittsburgh, 2018 (Maurice French - 99 yards)
Returned a punt for TD and kickoff for TD in same game:	at USC, 2016 (Adore Jackson - 55 yd PR; 97 yd KO)
Punted 10 or more times:	Georgia Tech, 2021 (10)
Did not punt:	Miami (Fla.), 1985
Missed a kicking PAT:	Southern Cal, 2021

Miscellaneous

Had 30 or more first downs:	Wake Forest, 2017 (34)
Had 20 or more first downs:	North Carolina, 2021 (28)
Had 10 or more penalties:	Pittsburgh, 2020 (12)
Had 100 or more yards in penalties:	Georgia, 2017 (127)
Had 35 minutes or more of possession time:	Navy, 2019 (36:00)
Had one 100-yard receiver and one 100-yard rusher:	Southern Cal, 2021 (Keaontay Ingram, 138 rushing; Drake London, 171 receiving)

AN OPPOSING PLAYER

Rushing

Rushed for 300 or more yards:	Tony Dorsett, Pittsburgh, 1975 (303)
Rushed for 200 or more yards:	Alexander Teich, Navy, 2010 (210)
Rushed for 150 or more yards:	Tyler Gaffney, Stanford, 2013 (189)
Rushed for 100 or more yards:	Sam Howell, North Carolina, 2021 (101)
Rushed 40 or more times:	Craig Heyward, Pittsburgh, 1987 (42)
Rushed 30 or more times:	Tyler Gaffney, Stanford, 2013 (33)
Rushed 25 or more times:	Malcolm Perry, Navy, 2019 (25)
Rushed for five or more TDs:	Walter Reyes, Syracuse, 2003 (5)
Rushed for four or more TDs:	Ezekiel Elliott, Ohio State (Fiesta Bowl), 2015 (4)
Rushed for three or more TDs:	Tyrone Swoopes, Texas, 2016 (3)
Rushed for two or more TDs:	Ty Chandler, vs. North Carolina, 2021 (2)
Had a run of 80 or more yards:	Jashaun Corbin, Florida State, 2021 (89)
Had a run of 70 or more yards:	Jashaun Corbin, Florida State, 2021 (89)
Had a run of 60 or more yards:	Devin Maddox, Toledo, 2021 (67)
Had a run of 50 or more yards:	Jordan Yates, Georgia Tech, 2021 (54)

Passing

Passed for 500 or more yards:	Never
Passed for 400 or more yards:	D.J. Uiagalelei, Clemson, 2020 (439)
Passed for 300 or more yards:	Sam Howell, North Carolina, 2021 (341)
Attempted 60 or more passes:	Andy Kelly, Tennessee, 1990 (60)
Attempted 50 or more passes:	JT Daniels, USC, 2018 (51)
Attempted 40 or more passes:	Phil Jurkovec, Boston College, 2020 (40)
Completed 30 or more passes:	Bryce Perkins, Virginia, 2019 (30)
Completed 20 or more passes:	Kedon Slovis, Southern Cal, 2021 (27)
Threw six or more TDs:	Cody Kessler, USC, 2014 (6)
Threw five or more TDs:	Cody Kessler, USC, 2014 (6)
Threw four or more TDs:	Mac Jones, Alabama, CFP Semifinal at the Rose Bowl, 2021 (4)
Threw three or more TDs:	Mac Jones, Alabama, CFP Semifinal at the Rose Bowl, 2021 (4)
Completed a pass of 90 or more yards:	Kyle Orton, Purdue, 2004 (97)
Completed a pass of 80 or more yards:	Cody Kessler, USC, 2015 (83)
Completed a pass of 70 or more yards:	Eric Dungey, Syracuse, 2016 (72)
Completed a pass of 60 or more yards:	Carter Bradley, Toledo, 2021 (66)
Completed a pass of 50 or more yards:	Carter Bradley, Toledo, 2021 (66)

Receiving

Caught 15 or more passes:	Drake London, Southern Cal, 2021 (15)
Caught 10 or more passes:	Josh Downs, North Carolina, 2021 (10)
Caught seven or more passes:	Devin Maddox, Toledo, 2021 (9)
Had 200 or more yards receiving:	Selwyn Lymon, Purdue, 2006 (238)
Had 150 or more yards receiving:	Drake London, Southern Cal, 2020 (171)
Had 100 or more yards receiving:	Keytaon Thompson, Virginia, 2021 (110)
Caught three or more TD passes:	DeVonta Smith, Alabama, CFP Semifinal at the Rose Bowl, 2021 (3)
Caught two or more TD passes:	DeVonta Smith, Alabama, CFP Semifinal at the Rose Bowl, 2021 (3)

Scoring

Accounted for six or more touchdowns:	Cody Kessler, USC, 2014 (6 passing, 0 rushing)
Accounted for five or more touchdowns:	Eric Dungey, Syracuse, 2016 (2 passing, 3 rushing)
Accounted for four or more touchdowns:	Mac Jones, Alabama, CFP Semifinal at the Rose Bowl, 2021 (4 passing)
Accounted for three or more touchdowns:	Mac Jones, Alabama, CFP Semifinal at the Rose Bowl, 2021 (4 passing)

Defense

Intercepted three or more passes:	Rod Johnson, North Carolina State, 2003 (3)
Intercepted two or more passes:	Justin Simmons, Boston College, 2015 (2)
Recorded three or more sacks:	Bradley Chubb, NC State, 2016 (3.0)
Recorded two or more sacks:	Nick Herbig, Wisconsin, 2021 (2.0)

Special Teams

Kicked four or more field goals:	B.T. Potter, Clemson, 2020 (4)
Kicked a field goal 50 or more yards:	John Parker Romo, Virginia Tech, 2021 (52)
Kicked a punt of 65 or more yards:	Jake Bailey, Stanford, 2017 (65)
Totalled 100 or more kick return yards:	Damond Philyaw-Johnson, Duke, 2019 (122)



2021-22 Notre Dame Football
Overall Team Statistics
All games

Page 1/2
as of Nov 21, 2021

Team Statistics

	ND	OPP
Scoring	378	205
Points per game	34.4	18.6
Points Off Turnovers	86	46
First Downs	236	200
Rushing	81	86
Passing	130	102
Penalty	25	12
Rushing Yardage	1658	1470
Yards gained rushing	1945	1797
Yards lost rushing	287	327
Rushing attempts	396	391
Average per rush	4.2	3.8
Average per game	150.7	133.6
TDs Rushing	19	12
Passing Yardage	2822	2372
Comp-Att-Int	224-347-8	208-355-15
Average per pass	8.1	6.7
Average per catch	12.6	11.4
Average per game	256.5	215.6
TDs Passing	23	8
Total offense	4480	3842
Total plays	743	746
Average per play	6.0	5.2
Average per game	407.3	349.3
Kick returns: #-Yards	15-379	41-839
Punt returns: #-Yards	14-155	13-82
Int returns: #-Yards	15-303	8-103
Kick return average	25.3	20.5
Punt return average	11.1	6.3
Int return average	20.2	12.9
Fumbles-Lost	11-5	16-6
Penalties-Yards	64-562	77-596
Average per game	51.1	54.2
Punts-Yards	46-2038	59-2540
Average per punt	44.3	43.1
Net punt average	41.2	39.5
Kickoffs-Yards	74-4451	51-3210
Average per kick	60.1	62.9
Net kick average	38.8	38.0
Time of possession / game	29:27	30:33
3rd-down conversion	64/151	53/159
3rd-down pct	42%	33%
4rd-down conversion	8/15	8/15





**2021-22 Notre Dame Football
Overall Team Statistics
All games**

Page 2/2
as of Nov 21, 2021

	ND	OPP
4rd-down pct	53%	53%
Sacks by-Yards	38-260	31-190
Misc Yards	0	0
Touchdowns scored	47	22
Field goals - attempts	15-19	18-25
On-Side kicks	0-0	0-0
Red-zone scores	(36-42) 86%	(29-37) 78%
Red-zone touchdowns	(26-42) 62%	(13-37) 35%
PAT-attempts	(46-47) 98%	(18-22) 82%
Attendance	509719	182532
Games / Avg per game	7/72817	3/60844
Neutral site games	-	1/59571

Score by Periods

Team	1st	2nd	3rd	4th	OT	TOT
Notre Dame	59	123	80	113	3	378
Opponents	29	56	49	71	0	205





Rushing

Player	gp	att	gain	loss	net	avg	td	lg	avg/g
Kyren Williams	11	185	966	38	928	5.0	12	91	84.4
Jack Coan	11	50	94	175	-81	-1.6	1	21	-7.4
Chris Tyree	10	45	166	6	160	3.6	1	12	16.0
Tyler Buchner	9	43	302	22	280	6.5	2	68	31.1
Logan Diggs	6	39	206	3	203	5.2	3	26	33.8
Drew Pyne	2	6	18	24	-6	-1.0	0	11	-3.0
Audric Estime	10	6	61	0	61	10.2	0	21	6.1
Avery Davis	9	3	19	0	19	6.3	0	10	2.1
C'Bo Flemister	4	3	10	0	10	3.3	0	6	2.5
Braden Lenzy	11	3	57	0	57	19.0	0	31	5.2
Leo Albano	4	1	1	0	1	1.0	0	1	0.3
Kevin Austin	11	1	8	0	8	8.0	0	8	0.7
Lorenzo Styles	11	1	37	0	37	37.0	0	37	3.4
Team	11	10	0	19	-19	-1.9	0	0	-1.7
Total	11	396	1945	287	1658	4.2	19	91	150.7
Opponents	11	391	1797	327	1470	3.8	12	89	133.6

Passing

Player	gp	effic	comp-att-int	pct	yds	td	lg	avg/g
Jack Coan	11	152.4	189-283-5	66.8	2296	18	70	208.7
Tyler Buchner	9	144.9	20-34-3	58.8	302	3	55	33.6
Drew Pyne	2	134.7	15-30-0	50.0	224	2	32	112.0
Total	11	150.1	224-347-8	64.6	2822	23	70	256.5
Opponents	11	113.7	208-355-15	58.6	2372	8	66	215.6

Receiving

Player	gp	no.	yds	avg	td	lg	avg/g
Michael Mayer	10	55	663	12.1	5	52	66.3
Kyren Williams	11	40	339	8.5	3	55	30.8
Kevin Austin	11	36	658	18.3	6	70	59.8
Avery Davis	9	27	386	14.3	4	62	42.9
Braden Lenzy	11	21	241	11.5	2	32	21.9
Chris Tyree	10	18	143	7.9	1	55	14.3
Lorenzo Styles	11	12	181	15.1	0	40	16.5
Joe Wilkins	5	4	61	15.3	1	23	12.2
Deion Colzie	9	4	67	16.8	0	31	7.4
George Takacs	11	2	34	17.0	0	19	3.1
Logan Diggs	6	2	35	17.5	1	20	5.8
Matt Salerno	10	1	-4	-4.0	0	0	-0.4
Kevin Bauman	4	1	10	10.0	0	10	2.5
Mitchell Evans	11	1	8	8.0	0	8	0.7
Total	11	224	2822	12.6	23	70	256.5
Opponents	11	208	2372	11.4	8	66	215.6

Punt Returns

Player	no.	yds	avg	td	lg
Kyren Williams	13	151	11.6	0	47
Matt Salerno	1	4	4.0	0	4
Total	14	155	11.1	0	47
Opponents	13	82	6.3	0	17

Interceptions

Player	no.	yds	avg	td	lg
DJ Brown	3	31	10.3	0	17
Kyle Hamilton	3	0	0.0	0	0
Jack Kiser	2	109	54.5	2	66
Cam Hart	2	32	16.0	0	32
TaRiq Bracy	1	0	0.0	0	0
Drew White	1	48	48.0	1	48
Bo Bauer	1	79	79.0	0	79
Ramon Henderson	1	0	0.0	0	0
Clarence Lewis	1	4	4.0	0	4
Total	15	303	20.2	3	79
Opponents	8	103	12.9	2	27

Kick Returns

Player	no.	yds	avg	td	lg
Chris Tyree	10	303	30.3	1	96
Matt Salerno	2	33	16.5	0	26
George Takacs	1	0	0.0	0	0
Kyren Williams	1	29	29.0	0	29
Lorenzo Styles	1	14	14.0	0	14
Total	15	379	25.3	1	96
Opponents	41	839	20.5	0	40

Fumble Returns

Player	no.	yds	avg	td	lg
Total	0	0	0.0	1	0
Opponents	0	0	0.0	0	0



Scoring

Player	td	fg	PAT					dpx	saf	pts
			kick	rush	rcv	pass				
Kyren Williams	15	-	-	-	1	-	-	-	92	
Jonathan Doerer	-	15-19	41-42	-	-	-	-	-	86	
Kevin Austin	6	-	-	-	1	-	-	-	38	
Michael Mayer	5	-	-	-	-	-	-	-	30	
Avery Davis	4	-	-	-	-	1	-	-	24	
Logan Diggs	4	-	-	-	-	-	-	-	24	
Chris Tyree	3	-	-	-	-	-	-	-	18	
Braden Lenzy	2	-	-	-	1	-	-	-	14	
Jack Kiser	2	-	-	-	-	-	-	-	12	
Tyler Buchner	2	-	-	-	-	-	-	-	12	
Jack Coan	1	-	-	-	-	2	-	-	6	
Myron Tagovailoa-Amosa	1	-	-	-	-	-	-	-	6	
Drew White	1	-	-	-	-	-	-	-	6	
Joe Wilkins	1	-	-	-	-	-	-	-	6	
Harrison Leonard	-	-	1-1	-	-	-	-	-	1	
Josh Bryan	-	-	1-1	-	-	-	-	-	1	
Total	47	15-19	43-44	0	3	3	0	1	378	
Opponents	22	18-25	17-19	0	1	1	0	0	205	

Field Goals

Player	fg	pct.	01-19	20-29	30-39	40-49	50-99	lg	blk
Jonathan Doerer	15-19	78.9	0-0	6-6	3-5	5-6	1-2	51	0
Opponents	18-25	72.0	1-1	6-6	8-11	2-5	1-2	52	1

FG Sequence

Team Name	Notre Dame	Opponents
Wisconsin	39,(51),(37)	(37),(27),52
Southern California	36	
Georgia Tech	(41)	
Toledo		(31),(32)
Purdue		(34)
Navy		(49)

Numbers in (parentheses) indicate field goal was made

Total Offense

Player	g	plays	rush	pass	total	avg/g
Jack Coan	11	333	-81	2296	2215	201.4
Kyren Williams	11	185	928	0	928	84.4
Tyler Buchner	9	77	280	302	582	64.7
Drew Pyne	2	36	-6	224	218	109.0
Logan Diggs	6	39	203	0	203	33.8
Chris Tyree	10	45	160	0	160	16.0
Audric Estime	10	6	61	0	61	6.1
Braden Lenzy	11	3	57	0	57	5.2
Lorenzo Styles	11	1	37	0	37	3.4
Avery Davis	9	3	19	0	19	2.1
C'Bo Flemister	4	3	10	0	10	2.5
Kevin Austin	11	1	8	0	8	0.7
Leo Albano	4	1	1	0	1	0.3
Team	11	0	-19	0	-19	-1.7
Total	11	743	1658	2822	4480	407.3
Opponents	11	746	1470	2372	3842	349.3

Punting

Player	no.	yds	avg	lg	tb	fc	i20	50+	blk
Jay Bramblett	46	2038	44.3	72	3	16	15	11	0
Total	46	2038	44.3	72	3	16	15	11	0
Opponents	59	2540	43.1	68	6	19	18	15	0

Kickoffs

Player	no.	yds	avg	tb	ob	retn	net	ydln
Jonathan Doerer	73	4388	60.1	22	1			
Total	74	4451	60.1	22	1	41	38.8	26
Opponents	51	3210	62.9	29	2	15	38	26



All Purpose

Player	g	rush	rcv	pr	kr	ir	total	avg/g
Kyren Williams	11	928	339	151	29	0	1447	131.5
Kevin Austin	11	8	658	0	0	0	666	60.5
Michael Mayer	10	0	663	0	0	0	663	66.3
Chris Tyree	10	160	143	0	303	0	606	60.6
Avery Davis	9	19	386	0	0	0	405	45.0
Braden Lenzy	11	57	241	0	0	0	298	27.1
Tyler Buchner	9	280	0	0	0	0	280	31.1
Logan Diggs	6	203	35	0	0	0	238	39.7
Lorenzo Styles	11	37	181	0	14	0	232	21.1
Jack Kiser	11	0	0	0	0	109	109	9.9
Bo Bauer	11	0	0	0	0	79	79	7.2
Deion Colzie	9	0	67	0	0	0	67	7.4
Joe Wilkins	5	0	61	0	0	0	61	12.2
Audric Estime	10	61	0	0	0	0	61	6.1
Drew White	10	0	0	0	0	48	48	4.8
George Takacs	11	0	34	0	0	0	34	3.1
Matt Salerno	10	0	-4	4	33	0	33	3.3
Cam Hart	11	0	0	0	0	32	32	2.9
DJ Brown	10	0	0	0	0	31	31	3.1
C'Bo Flemister	4	10	0	0	0	0	10	2.5
Kevin Bauman	4	0	10	0	0	0	10	2.5
Mitchell Evans	11	0	8	0	0	0	8	0.7
Clarence Lewis	11	0	0	0	0	4	4	0.4
Leo Albano	4	1	0	0	0	0	1	0.3
Drew Pyne	2	-6	0	0	0	0	-6	-3.0
Jack Coan	11	-81	0	0	0	0	-81	-7.4
Team	11	-19	0	0	0	0	-19	-1.7
Total	11	1658	2822	155	379	303	5317	483.4
Opponents	11	1470	2372	82	839	103	4866	442.4



Team Defense

##	Player	gp	Tackles				Sacks	Pass defense			Fumbles		blkd	
			ua	a	tot	tfl/yds		no-yds	int-yds	brup	qbh	fr-yds	ff	kick
27	JD Bertrand	11	51	36	87	5-19	1.5-13	.	1	4	1-0	.	.	.
7	Isaiah Foskey	11	33	13	46	11.5-117	10-116	.	1	6	2-0	5	.	.
52	Bo Bauer	11	22	22	44	4-14	1.5-8	1-79	5	2
40	Drew White	10	25	19	44	3.5-8	1.5-5	1-48	1	2	1-0	.	.	.
6	Clarence Lewis	11	31	9	40	2-11	1-6	1-4	4
57	Jayson Ademilola	11	21	18	39	7-24	2.5-15	.	2	3	.	1	.	.
10	Isaiah Pryor	11	18	19	37	2-8	1-6	.	1	3
5	Cam Hart	11	22	15	37	2-7	.	2-32	6
2	DJ Brown	10	16	20	36	1-2	.	3-31	1
24	Jack Kiser	11	21	15	36	.	.	2-109	5	1	.	1	.	.
28	TaRiq Bracy	11	24	11	35	.	.	1-0	1	2	1-0	.	.	.
3	Houston Griffith	11	21	14	35	1
14	Kyle Hamilton	7	19	16	35	2-5	.	3-0	4
9	Justin Ademilola	11	16	13	29	5-15	4-13	.	1	4
41	Kurt Hinish	9	13	11	24	4.5-15	2-11	.	.	3
56	Howard Cross III	10	11	9	20	4.5-21	3-17	.	.	4
95	Myron Tagovailoa-Amosa	10	14	6	20	6-16	2-8	.	1	10	1-0	1	1	.
99	Rylie Mills	11	7	7	14	3-20	3-20	.	.	3
32	Prince Kollie	8	6	8	14
12	Jordan Botelho	9	8	5	13	3-11	2-8	.	.	2
31	Nana Osafo-Mensah	10	4	8	12	2.5-10	2-8	.	.	2
26	Xavier Watts	9	8	3	11
54	Jacob Lacey	9	7	3	10	2-2
11	Ramon Henderson	11	5	4	9	0.5-4	.	1-0
44	Kahanu Kia	6	4	3	7
46	Adam Shibley	6	1	2	3
38	Davis Sherwood	10	1	2	3
22	Justin Walters	4	3	.	3
39	Jonathan Doerer	11	2	.	2
73	Andrew Kristofic	11	1	.	1
27	Chase Ketterer	1	1	.	1
0	Braden Lenzy	11	1	.	1
16	KJ Wallace	9	.	1	1
4	Litchfield Ajavon	5	1	.	1
87	Michael Mayer	10	1	.	1
76	Joe Alt	11	1	.	1
48	Will Schweitzer	2	.	1	1
90	Alexander Ehrensberger	8	1	.	1	1-6	1-6
17	Jack Coan	11	1	.	1
4	Kevin Austin	11	1	.	1
30	Chris Velotta	4	1	.	1
65	Michael Vinson	11	.	1	1
92	Aidan Keanaaina	2	1
	Totals	11	445	314	759	72-335	38-260	15-303	34	53	6-0	8	1	1
	Opponents	11	443	242	685	69-265	31-190	8-103	34	23	5-0	6	0	0



2021-22 Notre Dame Football
Team Game-by-Game
All games

Date	Opponent	Rushing				Receiving				Passing				Kick Returns				Punt Returns				tot off
		no.	yds	td	lg	no.	yds	td	lg	cmp-att-int	yds	td	lg	no.	yds	td	lg	no.	yds	td	lg	
09/05/2021	at Florida St.	35	65	1	12	26	366	4	55	26-35-1	366	4	55	0	0	0	0	1	4	0	4	431
09/11/2021	Toledo	39	132	1	43	24	317	3	55	24-36-1	317	3	55	1	19	0	19	0	0	0	0	449
09/18/2021	Purdue	34	120	1	51	15	223	2	62	15-32-0	223	2	62	0	0	0	0	2	30	0	23	343
09/25/2021	vs Wisconsin	32	3	0	8	21	239	2	36	21-37-0	239	2	36	3	132	1	96	3	20	0	10	242
10/02/2021	Cincinnati	28	84	1	16	23	257	1	32	23-46-2	257	1	32	4	87	0	30	2	1	0	6	341
10/09/2021	at Virginia Tech	43	180	2	11	15	221	2	46	15-26-2	221	2	46	0	0	0	0	0	0	0	0	401
10/23/2021	Southern California	41	170	3	38	22	213	1	29	22-30-1	213	1	29	1	14	0	14	0	0	0	0	383
10/30/2021	North Carolina	42	293	3	91	18	230	2	40	18-26-0	230	2	40	1	0	0	0	1	47	0	47	523
11/06/2021	Navy	31	150	3	23	24	280	1	70	24-30-0	280	1	70	3	62	0	29	1	16	0	16	430
11/13/2021	at Virginia	38	249	1	37	18	174	3	22	18-23-1	174	3	22	1	14	0	14	1	0	0	0	423
11/20/2021	Georgia Tech	33	212	3	68	18	302	2	52	18-26-0	302	2	52	1	51	0	51	3	37	0	19	514
Notre Dame		396	1658	19	91	224	2822	23	70	224-347-8	2822	23	70	15	379	1	96	14	155	0	47	4480
Opponents		391	1470	12	89	208	2372	8	66	208-355-15	2372	8	66	41	839	0	40	13	82	0	17	3842

Notre Dame Averages

Games	Avg/ rush	Avg/ catch	Pass effic	KR avg	PR avg	All purpose avg/game	Total offense avg/game
11	4.2	12.6	150.1	25.3	11.1	483.4	407.3

Date	Opponent	Tackles				Sacks	Fumble	Pass Defense			blkd	PAT attempts			off			
		ua	a total	tfl-yds	no-yds	ff	fr	yds	qb	brup	kick	kick	rush	rcv	saf	t/o	pts	
09/05/2021	at Florida St.	36	40	76	8.0-43	5-34	0	0-0	3-4	8	1	0	5-5	0	0	0	21	41
09/11/2021	Toledo	40	18	58	11.0-40	5-29	1	1-0	0-0	4	6	0	3-3	0	1	0	0	32
09/18/2021	Purdue	43	42	85	5.0-29	3-24	0	0-0	2-0	8	7	0	3-3	0	0	0	0	27
09/25/2021	vs Wisconsin	44	8	52	4.0-8	1-3	1	1-0	4-146	5	2	0	5-5	0	0	0	31	41
10/02/2021	Cincinnati	34	22	56	2.0-11	1-10	1	1-0	0-0	5	4	0	1-2	0	0	0	7	13
10/09/2021	at Virginia Tech	33	44	77	7.0-22	1-10	0	1-0	1-0	7	1	0	3-3	0	1	0	7	32
10/23/2021	Southern California	55	18	73	4.0-37	3-34	2	1-0	1-79	3	3	0	4-4	0	0	0	3	31
10/30/2021	North Carolina	46	30	76	7.0-19	4-15	0	0-0	1-17	1	1	0	5-5	0	0	0	3	44
11/06/2021	Navy	46	20	66	6.0-20	2-15	0	0-0	0-0	2	0	0	3-3	0	1	1	0	34
11/13/2021	at Virginia	33	34	67	8.0-41	7-34	1	0-0	2-14	1	5	0	4-4	0	0	0	0	28
11/20/2021	Georgia Tech	35	38	73	10.0-65	6-52	2	1-0	1-43	9	4	1	7-7	0	0	0	14	55
Notre Dame		445	314	759	72.0-335	38-260	8	6-0	15-303	53	34	1	43-44	0	3	1	86	378
Opponents		443	242	685	69.0-265	31-190	6	5-0	8-103	23	34	0	17-19	0	1	0	46	205

Date	Opponent	Punting								Field Goals			Kickoffs					
		no.	yds	avg	long	blkd	tb	fc	50+	i20	md-att	long	blkd	no.	yds	avg	tb	ob
09/05/2021	at Florida St.	6	236	39.3	50	0	0	5	1	3	2-2	48	0	7	450	64.3	4	0
09/11/2021	Toledo	3	148	49.3	58	0	0	2	1	1	1-2	48	0	6	381	63.5	3	0
09/18/2021	Purdue	7	298	42.6	52	0	0	1	1	2	2-3	30	0	7	381	54.4	3	0
09/25/2021	vs Wisconsin	7	324	46.3	72	0	0	2	2	3	2-3	51	0	8	443	55.4	2	0
10/02/2021	Cincinnati	6	278	46.3	52	0	1	2	1	2	0-0	0	0	3	195	65.0	3	0
10/09/2021	at Virginia Tech	6	293	48.8	55	0	1	0	2	2	1-1	48	0	6	377	62.8	0	0
10/23/2021	Southern California	1	52	52.0	52	0	0	1	1	0	1-2	21	0	6	377	62.8	1	0
10/30/2021	North Carolina	2	83	41.5	50	0	1	0	1	0	3-3	31	0	9	577	64.1	3	0
11/06/2021	Navy	4	178	44.5	50	0	0	2	1	2	1-1	24	0	6	368	61.3	2	0
11/13/2021	at Virginia	1	34	34.0	34	0	0	0	0	0	0-0	0	0	5	313	62.6	0	0
11/20/2021	Georgia Tech	3	114	38.0	48	0	0	1	0	0	2-2	41	0	11	589	53.5	1	1
Notre Dame		46	2038	44.3	72	0	3	16	11	15	15-19	51	0	74	4451	60.1	22	1
Opponents		59	2540	43.1	68	0	6	19	15	18	18-25	52	1	51	3210	62.9	29	2



**2021-22 Notre Dame Football
Opponents Game-by-Game
All games**

Date	Opponent	Rushing				Receiving				Passing				Kick Returns				Punt Returns				tot off		
		no.	yds	td	lg	no.	yds	td	lg	cmp	att	int	yds	td	lg	no.	yds	td	lg	no.	yds		td	lg
09/05/2021	at Florida St.	48	264	3	89	14	178	2	60	14	26	3	178	2	60	3	72	0	33	0	0	0	0	442
09/11/2021	Toledo	30	116	1	67	20	229	1	66	20	33	0	229	1	66	3	58	0	38	0	0	0	0	345
09/18/2021	Purdue	25	57	0	31	36	291	1	32	36	54	2	291	1	32	3	50	0	22	5	34	0	15	348
09/25/2021	vs Wisconsin	28	78	0	10	18	240	1	43	18	41	4	240	1	43	5	87	0	33	3	16	0	6	318
10/02/2021	Cincinnati	30	93	1	16	19	297	2	45	19	32	0	297	2	45	0	0	0	0	2	17	0	17	390
10/09/2021	at Virginia Tech	37	134	2	19	17	187	0	25	17	34	1	187	0	25	6	137	0	33	2	15	0	12	321
10/23/2021	Southern California	33	129	2	22	27	299	0	44	27	37	1	299	0	44	5	96	0	24	0	0	0	0	428
10/30/2021	North Carolina	40	223	3	53	24	341	1	41	24	33	1	341	1	41	5	106	0	40	0	0	0	0	564
11/06/2021	Navy	55	166	0	32	1	18	0	18	1	3	0	18	0	18	4	76	0	23	0	0	0	0	184
11/13/2021	at Virginia	30	82	0	12	18	196	0	28	18	34	2	196	0	28	2	44	0	23	0	0	0	0	278
11/20/2021	Georgia Tech	35	128	0	54	14	96	0	22	14	28	1	96	0	22	5	113	0	40	1	0	0	0	224
Opponents		391	1470	12	89	208	2372	8	66	208	355	15	2372	8	66	41	839	0	40	13	82	0	17	3842
Notre Dame		396	1658	19	91	224	2822	23	70	224	347	8	2822	23	70	15	379	1	96	14	155	0	47	4480

Opponents Averages

Games	Avg/ rush	Avg/ catch	Pass effic	KR avg	PR avg	All purpose avg/game	Total offense avg/game
11	3.8	11.4	113.7	20.5	6.3	442.4	349.3

Date	Opponent	Tackles				Sacks no-yds	Fumble ff fr-yds	Pass Defense			blkd kick	PAT attempts			off			
		ua	a	total	tfl-yds			int-yds	qbh	brup		kick	kick	rush	rcv	saf	t/o	pts
09/05/2021	at Florida St.	34	36	70	9.0-26	4-16	0	0-0	1-5	0	2	0	3-4	0	1	0	0	38
09/11/2021	Toledo	50	14	64	11.0-54	6-37	2	2-0	1-27	6	5	0	2-2	0	0	0	17	29
09/18/2021	Purdue	36	12	48	7.0-30	4-26	0	0-0	0-0	1	4	0	1-1	0	0	0	0	13
09/25/2021	vs Wisconsin	44	14	58	11.0-43	6-33	2	1-0	0-0	3	5	0	1-1	0	0	0	3	13
10/02/2021	Cincinnati	42	22	64	8.0-25	2-15	0	1-0	2-31	4	8	0	3-3	0	0	0	7	24
10/09/2021	at Virginia Tech	33	38	71	2.0-12	2-12	0	0-0	2-40	2	1	0	2-2	0	0	0	13	29
10/23/2021	Southern California	46	18	64	3.0-9	1-6	0	0-0	1-0	0	3	0	1-2	0	0	0	6	16
10/30/2021	North Carolina	51	8	59	4.0-6	1-1	0	0-0	0-0	1	1	0	4-4	0	0	0	0	34
11/06/2021	Navy	48	10	58	6.0-22	2-17	1	0-0	0-0	2	1	0	0-0	0	0	0	0	6
11/13/2021	at Virginia	27	40	67	3.0-6	0-0	0	1-0	1-0	1	2	0	0-0	0	0	0	0	3
11/20/2021	Georgia Tech	32	30	62	5.0-32	3-27	1	0-0	0-0	3	2	0	0-0	0	0	0	0	0
Opponents		443	242	685	69.0-265	31-190	6	5-0	8-103	23	34	0	17-19	0	1	0	46	205
Notre Dame		445	314	759	72.0-335	38-260	8	6-0	15-303	53	34	1	43-44	0	3	1	86	378

Date	Opponent	Punting									Field Goals			Kickoffs				
		no.	yds	avg	long	blkd	tb	fc	50+	i20	md-att	long	blkd	no.	yds	avg	tb	ob
09/05/2021	at Florida St.	4	171	42.8	53	0	0	3	1	1	1-2	43	0	7	444	63.4	3	0
09/11/2021	Toledo	7	318	45.4	68	0	1	2	2	4	3-3	32	0	7	451	64.4	6	0
09/18/2021	Purdue	7	268	38.3	56	0	0	1	1	2	2-2	34	0	4	256	64.0	3	1
09/25/2021	vs Wisconsin	6	299	49.8	62	0	1	0	2	1	2-3	37	0	4	250	62.5	1	0
10/02/2021	Cincinnati	5	219	43.8	50	0	1	2	1	0	1-3	23	0	5	312	62.4	1	0
10/09/2021	at Virginia Tech	6	294	49.0	64	0	1	3	2	1	3-3	52	0	6	388	64.7	5	0
10/23/2021	Southern California	2	99	49.5	52	0	1	1	1	0	1-2	33	0	4	256	64.0	3	0
10/30/2021	North Carolina	3	129	43.0	54	0	0	0	1	2	2-2	38	0	7	430	61.4	6	0
11/06/2021	Navy	5	253	50.6	65	0	0	2	2	1	2-2	49	0	4	229	57.3	0	1
11/13/2021	at Virginia	4	136	34.0	50	0	0	2	1	1	1-2	34	0	2	130	65.0	1	0
11/20/2021	Georgia Tech	10	354	35.4	56	0	1	3	1	5	0-1	0	1	1	64	64.0	0	0
Opponents		59	2540	43.1	68	0	6	19	15	18	18-25	52	1	51	3210	62.9	29	2
Notre Dame		46	2038	44.3	72	0	3	16	11	15	15-19	51	0	74	4451	60.1	22	1



**2021-22 Notre Dame Football
Red-Zone Results
All games**

Notre Dame Inside Opponent Red-Zone

Date	Opponent	Score	Times In RZ	Times Scored	Total Pts	Total TDs	Rush TDs	Pass TDs	FGs Made	Failed to score inside RZ					
										FGA	Down	Int	Fumb	Half	Game
09/05/2021	at Florida St.	W 41-38	2	2	14	2	1	1	0	0	0	0	0	0	0
09/11/2021	Toledo	W 32-29	2	2	15	2	0	2	0	0	0	0	0	0	0
09/18/2021	Purdue	W 27-13	2	2	6	0	0	0	2	2	0	0	0	0	0
09/25/2021	vs Wisconsin	W 41-13	3	2	10	1	0	1	1	2	0	0	0	0	0
10/02/2021	Cincinnati	L 13-24	2	1	7	1	1	0	0	0	0	1	0	0	0
10/09/2021	at Virginia Tech	W 32-29	4	4	29	4	2	2	0	0	0	0	0	0	0
10/23/2021	Southern California	W 31-16	7	5	31	4	3	1	1	2	0	0	0	0	1
10/30/2021	North Carolina	W 44-34	5	5	23	2	1	1	3	3	0	0	0	0	0
11/06/2021	Navy	W 34-6	5	4	25	3	3	0	1	1	1	0	0	0	0
11/13/2021	at Virginia	W 28-3	4	3	21	3	0	3	0	0	0	0	1	0	0
11/20/2021	Georgia Tech	W 55-0	6	6	35	4	3	1	2	2	0	0	0	0	0
Totals 36 of 42 (85.7%)			42	36	216	26	14	12	10	12	1	1	1	0	1

Opponents Inside Notre Dame Red-Zone

Date	Opponent	Score	Times In RZ	Times Scored	Total Pts	Total TDs	Rush TDs	Pass TDs	FGs Made	Failed to score inside RZ					
										FGA	Down	Int	Fumb	Half	Game
09/05/2021	Florida St.	W 41-38	4	3	22	3	2	1	0	1	0	0	0	0	0
09/11/2021	Toledo	W 32-29	4	4	15	1	0	1	3	3	0	0	0	0	0
09/18/2021	Purdue	W 27-13	4	3	13	1	0	1	2	2	0	1	0	0	0
09/25/2021	Wisconsin	W 41-13	3	3	13	1	0	1	2	2	0	0	0	0	0
10/02/2021	Cincinnati	L 13-24	5	3	17	2	1	1	1	3	0	0	0	0	0
10/09/2021	Virginia Tech	W 32-29	4	4	20	2	2	0	2	2	0	0	0	0	0
10/23/2021	Southern California	W 31-16	4	3	16	2	2	0	1	1	0	1	0	0	0
10/30/2021	North Carolina	W 44-34	4	3	13	1	1	0	2	2	0	0	0	0	1
11/06/2021	Navy	W 34-6	2	2	6	0	0	0	2	2	0	0	0	0	0
11/13/2021	Virginia	W 28-3	2	1	3	0	0	0	1	2	0	0	0	0	0
11/20/2021	Georgia Tech	W 55-0	1	0	0	0	0	0	0	0	0	0	1	0	0
Totals 29 of 37 (78.4%)			37	29	138	13	8	5	16	20	0	2	1	0	1



3rd-Down Conversions

Date	Opponent	Score	Overall	1st Qtr	2nd Qtr	3rd Qtr	4th Qtr	Overtime
09/05/2021	at Florida St.	Wot1 41-38	6-17 35.3	0-4 0.0	2-5 40.0	3-3 100.0	1-4 25.0	0-1 0.0
09/11/2021	Toledo	W 32-29	8-14 57.1	2-4 50.0	0-1 0.0	4-6 66.7	2-3 66.7	0-0 0.0
09/18/2021	Purdue	W 27-13	4-17 23.5	0-3 0.0	2-7 28.6	1-2 50.0	1-5 20.0	0-0 0.0
09/25/2021	vs Wisconsin	W 41-13	5-16 31.3	2-5 40.0	2-5 40.0	0-3 0.0	1-3 33.3	0-0 0.0
10/02/2021	Cincinnati	L 13-24	6-17 35.3	1-4 25.0	2-6 33.3	0-1 0.0	3-6 50.0	0-0 0.0
10/09/2021	at Virginia Tech	W 32-29	3-12 25.0	1-4 25.0	1-2 50.0	1-3 33.3	0-3 0.0	0-0 0.0
10/23/2021	Southern California	W 31-16	8-12 66.7	3-4 75.0	1-2 50.0	1-3 33.3	3-3 100.0	0-0 0.0
10/30/2021	North Carolina	W 44-34	5-11 45.5	2-3 66.7	1-3 33.3	1-2 50.0	1-3 33.3	0-0 0.0
11/06/2021	Navy	W 34-6	7-13 53.8	0-3 0.0	5-6 83.3	0-1 0.0	2-3 66.7	0-0 0.0
11/13/2021	at Virginia	W 28-3	7-11 63.6	3-5 60.0	3-3 100.0	1-2 50.0	0-1 0.0	0-0 0.0
11/20/2021	Georgia Tech	W 55-0	5-11 45.5	2-4 50.0	2-2 100.0	0-2 0.0	1-3 33.3	0-0 0.0
Notre Dame			64-151 42.4	16-43 37.2	21-42 50.0	12-28 42.9	15-37 40.5	0-1 0.0
Opponents			53-159 33.3	11-35 31.4	10-40 25.0	15-42 35.7	17-41 41.5	0-1 0.0

4th-Down Conversions

Date	Opponent	Score	Overall	1st Qtr	2nd Qtr	3rd Qtr	4th Qtr	Overtime
09/05/2021	at Florida St.	Wot1 41-38	1-2 50.0	1-2 50.0	0-0 0.0	0-0 0.0	0-0 0.0	0-0 0.0
09/11/2021	Toledo	W 32-29	0-1 0.0	0-0 0.0	0-1 0.0	0-0 0.0	0-0 0.0	0-0 0.0
09/18/2021	Purdue	W 27-13	1-1 100.0	0-0 0.0	1-1 100.0	0-0 0.0	0-0 0.0	0-0 0.0
09/25/2021	vs Wisconsin	W 41-13	1-1 100.0	0-0 0.0	1-1 100.0	0-0 0.0	0-0 0.0	0-0 0.0
10/02/2021	Cincinnati	L 13-24	2-4 50.0	1-1 100.0	0-0 0.0	0-1 0.0	1-2 50.0	0-0 0.0
10/09/2021	at Virginia Tech	W 32-29	0-0 0.0	0-0 0.0	0-0 0.0	0-0 0.0	0-0 0.0	0-0 0.0
10/23/2021	Southern California	W 31-16	1-1 100.0	0-0 0.0	0-0 0.0	1-1 100.0	0-0 0.0	0-0 0.0
10/30/2021	North Carolina	W 44-34	0-0 0.0	0-0 0.0	0-0 0.0	0-0 0.0	0-0 0.0	0-0 0.0
11/06/2021	Navy	W 34-6	0-1 0.0	0-1 0.0	0-0 0.0	0-0 0.0	0-0 0.0	0-0 0.0
11/13/2021	at Virginia	W 28-3	1-3 33.3	1-2 50.0	0-0 0.0	0-0 0.0	0-1 0.0	0-0 0.0
11/20/2021	Georgia Tech	W 55-0	1-1 100.0	1-1 100.0	0-0 0.0	0-0 0.0	0-0 0.0	0-0 0.0
Notre Dame			8-15 53.3	4-7 57.1	2-3 66.7	1-2 50.0	1-3 33.3	0-0 0.0
Opponents			8-15 53.3	2-4 50.0	1-2 50.0	2-4 50.0	3-5 60.0	0-0 0.0

Time of Possession

Date	Opponent	Score	Overall	1st Qtr	2nd Qtr	3rd Qtr	4th Qtr	Overtime
09/05/2021	at Florida St.	Wot1 41-38	30:41	09:06	09:12	06:59	05:24	00:00
09/11/2021	Toledo	W 32-29	29:56	07:19	05:27	05:37	11:33	00:00
09/18/2021	Purdue	W 27-13	25:49	03:51	09:43	03:17	08:58	00:00
09/25/2021	vs Wisconsin	W 41-13	31:36	08:57	10:44	05:19	06:36	00:00
10/02/2021	Cincinnati	L 13-24	31:50	10:08	09:16	05:58	06:28	00:00
10/09/2021	at Virginia Tech	W 32-29	28:27	07:50	05:37	05:29	09:31	00:00
10/23/2021	Southern California	W 31-16	31:23	09:28	04:36	07:08	10:11	00:00
10/30/2021	North Carolina	W 44-34	29:45	07:12	06:55	07:07	08:31	00:00
11/06/2021	Navy	W 34-6	25:27	05:35	09:45	01:52	08:15	00:00
11/13/2021	at Virginia	W 28-3	29:41	08:06	08:57	04:40	07:58	00:00
11/20/2021	Georgia Tech	W 55-0	29:21	07:16	08:33	03:59	09:33	00:00
Notre Dame			Total 323:56	84:48	88:45	57:25	92:58	00:00
			Avg. 29:27	07:43	08:04	05:13	08:27	00:00
Opponents			Total 336:00	62:57	93:35	85:17	94:11	00:00
			Avg. 30:33	05:43	08:30	07:45	08:34	00:00



NOTRE DAME 20+ YARD PLAYS

YARDS	TYPE	PLAYER(S)	OPPONENT
96*	KR	Chris Tyree	Wisconsin
91*	Rush	Kyren Williams	North Carolina
70*	Pass	Jack Coan to Kevin Austin Jr.	Navy
68	Rush	Tyler Buchner	Georgia Tech
62*	Pass	Jack Coan to Avery Davis	Purdue
55*	Pass	Tyler Buchner to Chris Tyree	Toledo
55	Pass	Jack Coan to Kyren Williams	Florida State
52*	Pass	Jack Coan to Michael Mayer	Georgia Tech
51	Pass	Jack Coan to Kevin Austin Jr.	Georgia Tech
51*	Rush	Kyren Williams	Purdue
47	PR	Kyren Williams	North Carolina
46	Pass	Tyler Buchner to Kevin Austin Jr.	Virginia Tech
43*	Rush	Kyren Williams	Toledo
41*	Pass	Jack Coan to Michael Mayer	Florida State
40	Pass	Jack Coan to Lorenzo Styles	North Carolina
39*	Pass	Jack Coan to Kyren Williams	Purdue
38	Pass	Jack Coan to Kevin Austin Jr.	Georgia Tech
38	Pass	Kevin Austin Jr.	Navy
38	Rush	Kyren Williams	Southern Cal
37	Rush	Lorenzo Styles	Virginia
37	Pass	Tyler Buchner to Avery Davis	Virginia Tech
37*	Pass	Jack Coan to Kevin Austin Jr.	Florida State
36*	Pass	Jack Coan to Kevin Austin Jr.	Wisconsin
34	Pass	Jack Coan to Kevin Austin Jr.	Toledo
32*	Pass	Drew Pyne to Braden Lenzy	Cincinnati
31	Rush	Braden Lenzy	Virginia
31	Pass	Jack Coan to Deion Colzie	Navy
30	Pass	Jack Coan to Michael Mayer	North Carolina
29	Pass	Jack Coan to Lorenzo Styles	Southern Cal
29	Pass	Jack Coan to Kevin Austin Jr.	Florida State
28	Pass	Jack Coan to Michael Mayer	Toledo
26	Rush	Kyren Williams	Georgia Tech
26	Rush	Logan Diggs	Virginia
26	Rush	Tyler Buchner	Toledo
25	Pass	Jack Coan to Lorenzo Styles	North Carolina
25	Pass	Jack Coan to Michael Mayer	Florida State
24	Pass	Jack Coan to Braden Lenzy	Florida State
23	Rush	Logan Diggs	Navy
23	Pass	Jack Coan to Avery Davis	Virginia Tech
23*	Pass	Jack Coan to Joe Wilkins Jr.	Florida State
22	Pass	Tyler Buchner to Michael Mayer	Virginia
22*	Rush	Kyren Williams	Virginia
22	Pass	Drew Pyne to Michael Mayer	Wisconsin

YARDS	TYPE	PLAYER(S)	OPPONENT
22	Pass	Jack Coan to Michael Mayer	Florida State
21	Rush	Audric Estime	Georgia Tech
21*	Rush	Jack Coan	North Carolina
21*	Pass	Jack Coan to Kevin Austin Jr.	North Carolina
20*	Pass	Jack Coan to Logan Diggs	Georgia Tech
20*	Rush	Kyren Williams	Navy
20	Pass	Jack Coan to Avery Davis	North Carolina
20	Pass	Jack Coan to Braden Lenzy	Virginia Tech
20	Pass	Drew Pyne to Michael Mayer	Cincinnati
20	Pass	Jack Coan to Michael Mayer	Cincinnati
20	Pass	Jack Coan to Avery Davis	Wisconsin
20	Rush	Tyler Buchner	Purdue
20	Pass	Jack Coan to Avery Davis	Purdue

* Touchdown play

OPPONENT 20+ YARD PLAYS

YARDS	TYPE	PLAYER(S)	ND OPPONENT
89*	Rush	Jashaun Corbin	Florida State
66	Pass	Carter Bradley to Devin Maddox	Toledo
60	Pass	Jordan Travis to Ja'Khi Douglas	Florida State
53*	Rush	Ty Chandler	North Carolina
45	Pass	Desmond Ridder to Alec Pierce	Cincinnati
44	Pass	Kedon Slovis to Drake London	Southern Cal
44	Pass	Desmond Ridder to Alec Pierce	Cincinnati
43	Pass	Graham Mertz to Clay Cundiff	Wisconsin
35	Pass	Graham Mertz to Chez Mellusi	Wisconsin
33*	Pass	Sam Howell to Antonio Green	North Carolina
32	Rush	Jayden Umbarger	Navy
32	Pass	Jack Plummer to David Bell	Purdue
31*	Rush	Sam Howell	North Carolina
31	Rush	King Doerue	Purdue
30	Pass	Kedon Slovis to Malcolm Epps	Southern Cal
29	Pass	Kedon Slovis to Drake London	Southern Cal
28	Pass	Jay Woolfolk to Keytaon Thompson	Virginia
27	Pass	Desmond Ridder to Tre Tucker	Cincinnati
27	Pass	Desmond Ridder to Leonard Taylor	Cincinnati
27	Pass	Aidan O'Connell to Jackson Anthrop	Purdue
26*	Rush	Dequan Finn	Toledo
25	Pass	Braxton Burmeister to Raheem Blackshear	Virginia Tech
25	Rush	Jordan Travis	Florida State
23	Pass	Sam Howell to Antonio Green	North Carolina
23	Pass	Carter Bradley to Devin Maddox	Toledo
22	Rush	Donate Smith	Georgia Tech
22	Pass	Jordan Yates to Dylan Leonard	Georgia Tech
22	Rush	Keaontay Ingram	Southern Cal
22	Pass	Desmond Ridder to Alec Pierce	Cincinnati
22	Pass	Graham Mertz to Kendric Pryor	Wisconsin
22	Pass	Jack Plummer to Jackson Anthrop	Purdue
22	Pass	McKenzie Milton to Ja'Khi Douglas	Florida State
21	Pass	Kedon Slovis to Tahj Washington	Southern Cal
21	Pass	Jordan Travis to Malik McClain	Florida State
20	Rush	Lawrence Toafili	Florida State

* Touchdown play

NOTRE DAME INDIVIDUAL GAME HIGHS
Notre Dame - Individual Game Highs

RUSHES	25	Kyren Williams vs Southern California (10/23/2021)
YARDS RUSHING	199	Kyren Williams vs North Carolina (10/30/2021)
TD RUSHES	2	Kyren Williams vs Georgia Tech (11/20/2021)
	2	Kyren Williams vs Navy (11/06/2021)
	2	Kyren Williams vs Southern California (10/23/2021)
LONG RUSH	91	Kyren Williams vs North Carolina (10/30/2021)
PASS ATTEMPTS	35	Jack Coan at Florida St. (09/05/2021)
PASS COMPLETIONS	26	Jack Coan at Florida St. (09/05/2021)
YARDS PASSING	366	Jack Coan at Florida St. (09/05/2021)
TD PASSES	4	Jack Coan at Florida St. (09/05/2021)
LONG PASS	70	Jack Coan vs Navy (11/06/2021)
RECEPTIONS	9	Michael Mayer at Florida St. (09/05/2021)
YARDS RECEIVING	139	Kevin Austin vs Navy (11/06/2021)
TD RECEPTIONS	2	Kevin Austin vs Wisconsin (N) (09/25/2021)
	2	Michael Mayer vs Toledo (09/11/2021)
LONG RECEPTION	70	Kevin Austin vs Navy (11/06/2021)
PUNTS	7	Jay Bramblett vs Wisconsin (N) (09/25/2021)
	7	Jay Bramblett vs Purdue (09/18/2021)
PUNTING AVG	52.0	Jay Bramblett vs Southern California (10/23/2021)
LONG PUNT	72	Jay Bramblett vs Wisconsin (N) (09/25/2021)
PUNTS INSIDE 20	3	Jay Bramblett vs Wisconsin (N) (09/25/2021)
	3	Jay Bramblett at Florida St. (09/05/2021)
LONG PUNT RETURN	47	Kyren Williams vs North Carolina (10/30/2021)
LONG KICKOFF RETURN	96	Chris Tyree vs Wisconsin (N) (09/25/2021)
TACKLES	12	JD Bertrand vs Purdue (09/18/2021)
	12	JD Bertrand at Florida St. (09/05/2021)
SACKS	2	Howard Cross III vs Georgia Tech (11/20/2021)
	2	Rylie Mills at Virginia (11/13/2021)
	2	Isaiah Foskey vs Southern California (10/23/2021)
	2	Myron Tagovailoa-Amosa vs Toledo (09/11/2021)
	2	Isaiah Foskey at Florida St. (09/05/2021)
TACKLES FOR LOSS	3	JD Bertrand vs Toledo (09/11/2021)

OPPONENT INDIVIDUAL GAME HIGHS
Opponent - Individual Game Highs

RUSHES	24	Keaontay Ingram vs Southern California (10/23/2021)
YARDS RUSHING	144	Jashaun Corbin at Florida St. (09/05/2021)
TD RUSHES	2	Ty Chandler vs North Carolina (10/30/2021)
LONG RUSH	89	Jashaun Corbin at Florida St. (09/05/2021)
PASS ATTEMPTS	41	Graham Mertz vs Wisconsin (N) (09/25/2021)
PASS COMPLETIONS	27	Kedon Slovis vs Southern California (10/23/2021)
YARDS PASSING	341	Sam Howell vs North Carolina (10/30/2021)
TD PASSES	2	Desmond Ridder vs Cincinnati (10/02/2021)
	2	Jordan Travis at Florida St. (09/05/2021)
LONG PASS	66	Carter Bradley vs Toledo (09/11/2021)
RECEPTIONS	15	Drake London vs Southern California (10/23/2021)
YARDS RECEIVING	171	Drake London vs Southern California (10/23/2021)
TD RECEPTIONS	1	Antoine Green vs North Carolina (10/30/2021)
	1	Tre Tucker vs Cincinnati (10/02/2021)
	1	Leonard Taylor vs Cincinnati (10/02/2021)
	1	Kendric Pryor vs Wisconsin (N) (09/25/2021)
	1	Milton Wright vs Purdue (09/18/2021)
	1	Bryant Koback vs Toledo (09/11/2021)
	1	Andrew Parchment at Florida St. (09/05/2021)
	1	Ja'Khi Douglas at Florida St. (09/05/2021)
LONG RECEPTION	66	Devin Maddox vs Toledo (09/11/2021)
FIELD GOALS	3	John Parker Romo at Virginia Tech (10/09/2021)
	3	Thomas Cluckey vs Toledo (09/11/2021)
LONG FIELD GOALS	52	John Parker Romo at Virginia Tech (10/09/2021)
PUNTS	10	David Shanahan vs Georgia Tech (11/20/2021)
PUNTING AVG	50.6	Riley Riethman vs Navy (11/06/2021)
LONG PUNT	68	Bailey Flint vs Toledo (09/11/2021)
PUNTS INSIDE 20	5	David Shanahan vs Georgia Tech (11/20/2021)
LONG PUNT RETURN	17	Ryan Montgomery vs Cincinnati (10/02/2021)
LONG KICKOFF RETURN	40	Jahmyr Gibbs vs Georgia Tech (11/20/2021)
	40	Ja'Quarius Conley vs North Carolina (10/30/2021)
TACKLES	12	Cam'Ron Kelly vs North Carolina (10/30/2021)
	12	Nasir Peoples at Virginia Tech (10/09/2021)
SACKS	2	Nick Herbig vs Wisconsin (N) (09/25/2021)
	2	Terrance Taylor vs Toledo (09/11/2021)
TACKLES FOR LOSS	3	Terrance Taylor vs Toledo (09/11/2021)
INTERCEPTIONS	1	Anthony Johnson at Virginia (11/13/2021)
	1	Chris Steele vs Southern California (10/23/2021)
	1	Jermaine Waller at Virginia Tech (10/09/2021)
	1	Nasir Peoples at Virginia Tech (10/09/2021)
	1	Deshawn Pace vs Cincinnati (10/02/2021)
	1	Ahmad Gardner vs Cincinnati (10/02/2021)
	1	Chris McDonald Jr. vs Toledo (09/11/2021)
	1	Travis Jay at Florida St. (09/05/2021)

NOTRE DAME TEAM GAME HIGHS
Notre Dame - Game Highs

RUSHES	43	at Virginia Tech (10/09/2021)
YARDS RUSHING	293	North Carolina (10/30/2021)
YARDS PER RUSH	7.0	North Carolina (10/30/2021)
TD RUSHES	3	Georgia Tech (11/20/2021)
	3	Navy (11/06/2021)
	3	North Carolina (10/30/2021)
	3	Southern California (10/23/2021)
PASS ATTEMPTS	46	Cincinnati (10/02/2021)
PASS COMPLETIONS	26	at Florida St. (09/05/2021)
YARDS PASSING	366	at Florida St. (09/05/2021)
YARDS PER PASS	11.6	Georgia Tech (11/20/2021)
TD PASSES	4	at Florida St. (09/05/2021)
TOTAL PLAYS	75	Toledo (09/11/2021)
TOTAL OFFENSE	523	North Carolina (10/30/2021)
YARDS PER PLAY	8.7	Georgia Tech (11/20/2021)
POINTS	55	Georgia Tech (11/20/2021)
SACKS BY	7	at Virginia (11/13/2021)
FIRST DOWNS	27	North Carolina (10/30/2021)
	27	Toledo (09/11/2021)
PENALTIES	11	vs Wisconsin (N) (09/25/2021)
PENALTY YARDS	93	vs Wisconsin (N) (09/25/2021)
TURNOVERS	3	Cincinnati (10/02/2021)
	3	Toledo (09/11/2021)
PUNTS	7	Purdue (09/18/2021)
	7	vs Wisconsin (N) (09/25/2021)
PUNTING AVG	52.0	Southern California (10/23/2021)
LONG PUNT	72	vs Wisconsin (N) (09/25/2021)
PUNTS INSIDE 20	3	at Florida St. (09/05/2021)
	3	vs Wisconsin (N) (09/25/2021)
LONG PUNT RETURN	47	North Carolina (10/30/2021)

OPPONENT TEAM GAME HIGHS
Opponent - Game Highs

RUSHES	55	Navy (11/06/2021)
YARDS RUSHING	264	at Florida St. (09/05/2021)
YARDS PER RUSH	5.6	North Carolina (10/30/2021)
TD RUSHES	3	at Florida St. (09/05/2021)
	3	North Carolina (10/30/2021)
PASS ATTEMPTS	54	Purdue (09/18/2021)
PASS COMPLETIONS	36	Purdue (09/18/2021)
YARDS PASSING	341	North Carolina (10/30/2021)
YARDS PER PASS	10.3	North Carolina (10/30/2021)
TD PASSES	2	at Florida St. (09/05/2021)
	2	Cincinnati (10/02/2021)
TOTAL PLAYS	79	Purdue (09/18/2021)
TOTAL OFFENSE	564	North Carolina (10/30/2021)
YARDS PER PLAY	7.7	North Carolina (10/30/2021)
POINTS	38	at Florida St. (09/05/2021)
SACKS BY	6	vs Wisconsin (N) (09/25/2021)
	6	Toledo (09/11/2021)
FIRST DOWNS	29	North Carolina (10/30/2021)
PENALTIES	11	Toledo (09/11/2021)
PENALTY YARDS	99	Toledo (09/11/2021)
TURNOVERS	5	vs Wisconsin (N) (09/25/2021)
PUNTS	10	Georgia Tech (11/20/2021)
PUNTING AVG	50.6	Navy (11/06/2021)
LONG PUNT	68	Toledo (09/11/2021)
PUNTS INSIDE 20	5	Georgia Tech (11/20/2021)
LONG PUNT RETURN	17	Cincinnati (10/02/2021)



57 JAYSON ADEMILOLA

DL • 6-3, 280 lbs • Senior/Senior
Jackson, NJ (St. Peter's Prep)

ADEMILOLA'S CAREER HIGHS

Tackles: 6, at Virginia Tech (2021)
Tackles-for-Loss: 2.0, vs. Wisconsin (2021)
Sacks: 1.0, vs. Wisconsin (2021)
Forced Fumbles: 1, vs. Wisconsin
Fumble Recoveries: N/A

ADEMILOLA'S CAREER STATISTICS

TACKLES	g	ua	a	total	tfl	pd	ff	fr	blk	qbh
2018	12	11	8	19	1.5-5	0	0	0	0	1
2019	11	9	16	25	4.0-12	1	0	0	0	2
2020	8	4	7	11	1.5-12	0	0	0	0	4
2021	11	21	18	39	7.0-24	2	1	0	0	3
TOTAL	42	45	49	94	14.0-53	3	1	0	0	10

SACKS	g	ua	a	total	yards
2018	12	0	1	0.5	3
2019	11	0	0	0.0	0
2020	8	0	1	0.5	4
2021	11	2	1	2.5	15
TOTAL	42	2	3	3.5	22



9 JUSTIN ADEMILOLA

DL • 6-1 3/4, 255 lbs • Senior/Junior
Jackson, NJ (St. Peter's Prep)

ADEMILOLA'S CAREER HIGHS

Tackles: 5, at Virginia (2021)
Tackles-for-Loss: 1.5 (2x), at Virginia (2021)
Sacks: 1.5, at Virginia (2021)
Forced Fumbles: N/A
Fumble Recoveries: N/A

ADEMILOLA'S CAREER STATISTICS

TACKLES	g	ua	a	total	tfl	pd	ff	fr	blk	qbh
2018	4	6	3	9	0.0-0	0	0	0	0	0
2019	8	6	3	9	1.0-2	0	0	0	0	0
2020	12	10	7	17	2.5-5	1	0	0	0	0
2021	11	16	13	29	5.0-15	1	0	0	0	4
TOTAL	35	38	26	64	8.5-22	2	0	0	0	4

SACKS	g	ua	a	total	yards
2018	4	0	0	0.0	0
2019	8	0	0	0.0	0
2020	12	1	0	1.0	2
2021	11	3	2	4.0	13
TOTAL	35	4	2	5.0	15



4 KEVIN AUSTIN JR.

WR • 6-2, 215 lbs • Senior/Junior
Ft. Lauderdale, FL (North Broward Prep)


AUSTIN JR.'S CAREER HIGHS

Receptions: 6, (2x), MR vs. Navy (2021)
Receiving Yards: 139, vs. Navy (2021)
Longest Reception: 70, vs. Navy (2021)
Receiving TDs: 2, vs. Wisconsin (2021)
Rushes: 1, vs. Georgia Tech (2021)
Rushing Yards: 8, vs. Georgia Tech (2021)
Longest Rush: 8, vs. Georgia Tech (2021)

AUSTIN JR.'S CAREER STATISTICS

RECEIVING	g	rec	yards	td	long	rec/g	avg/c	avg/g
2018	11	5	90	0	38	0.5	18.0	8.2
2020	2	1	18	0	18	0.5	18.0	9.0
2021	11	36	658	6	70	3.3	18.3	59.8
TOTAL	24	42	766	6	70	1.8	18.2	31.9

SCORING	g	td	rush	rcv	ret	pat	2pat	fg	total	avg/g
2018	11	0	0	0	0	0	0	0	0	0.0
2020	2	0	0	0	0	0	0	0	0	0.0
2021	11	6	0	6	0	0	0	0	36	3.3
TOTAL	24	6	0	6	0	0	0	0	36	1.5



52 BO BAUER

LB • 6-2 3/4, 233 lbs • Senior/Senior
Harborcreek, PA (Cathedral Prep)

BAUER'S CAREER HIGHS

Tackles: 9 (2x), MR vs. Georgia Tech (2021)
Tackles-for-Loss: 2.0 (2x), vs. Syracuse (2020)
Sacks: 1.5, at Virginia (2021)
Forced Fumbles: N/A
Fumble Recoveries: N/A
Interceptions: 1 (2x), MR vs. USC (2021)
INT Return Yards: 79, vs. USC (2021)

BAUER'S CAREER STATISTICS

INTERCEPTIONS	g	no.	yards	td	long	avg/r	avg/g
2018	13	0	0	0	0	0.0	0.0
2019	13	0	0	0	0	0.0	0.0
2020	12	1	16	0	16	16.0	1.3
2021	11	1	79	0	79	79.0	7.2
TOTAL	49	2	95	0	79	47.5	1.9

TACKLES	g	ua	a	total	tfl	pd	ff	fr	blk	qbh
2018	13	7	3	10	0.0-0	0	0	0	0	0
2019	13	18	10	28	2.0-4	0	0	0	1	0
2020	12	17	9	26	4.5-17	2	0	0	0	3
2021	11	22	22	44	4.0-14	6	0	0	0	2
TOTAL	49	64	44	108	10.5-35	8	0	0	1	5

SACKS	g	ua	a	total	yards
2018	13	0	0	0.0	0
2019	13	0	0	0.0	0
2020	12	1	0	1.0	7
2021	11	1	1	1.5	8
TOTAL	49	2	1	2.5	15


**84 KEVIN
BAUMAN**
TE • 6-4 1/2, 242 lbs • Sophomore/Freshman
 Red Bank, NJ (Red Bank Catholic)

BAUMAN'S CAREER HIGHS
Receptions: 1, 2x, MR vs. Georgia Tech (2021)
Receiving Yards: 10, vs. Georgia Tech (2021)
Longest Reception: 10, vs. Georgia Tech (2021)
Receiving TDs: N/A

BAUMAN'S CAREER STATISTICS

RECEIVING	g	rec	yards	td	long	rec/g	avg/c	avg/g
2020	4	1	5	0	5	0.2	5.0	1.2
2021	4	1	10	0	10	0.2	10.0	2.5
TOTAL	8	2	15	0	10	0.2	7.5	1.9


**27 JD
BERTRAND**
LB • 6-1, 230 lbs • Junior/Sophomore
 Alpharetta, GA (Blessed Trinity)

BERTRAND'S CAREER HIGHS
Tackles: 12, (2x), MR vs. Purdue (2021)
Tackles-for-Loss: 3, vs. Toledo (2021)
Sacks: 1, vs. Toledo (2021)
Forced Fumbles: N/A
Fumble Recoveries: N/A

BERTRAND'S CAREER STATISTICS

TACKLES	g	ua	a	total	tfl	pd	ff	fr	blk	qbh
2019	2	0	0	0	0.0-0	0	0	0	0	0
2020	11	5	2	7	0.0-0	0	0	0	0	0
2021	11	52	36	88	5.0-19	1	0	1	0	4
TOTAL	24	57	38	95	5.0-19	1	0	1	0	4

SACKS	g	ua	a	total	yards
2019	2	0	0	0	0.0
2020	11	0	0	0	0.0
2021	11	1	1	1.5	13
TOTAL	24	1	1	1.5	13


**12 JORDAN
BOTELHO**
DL • 6-2 1/2, 245 lbs • Sophomore/Sophomore
 Honolulu, HI (Saint Louis)

BOTELHO'S CAREER HIGHS
Tackles: 4 (2x), MR vs. Georgia Tech (2021)
Tackles-for-Loss: 1.0, (3x) MR vs. Georgia Tech (2021)
Sacks: 1.0, (2x) MR vs. Navy (2021)
Forced Fumbles: N/A
Fumble Recoveries: N/A

BOTELHO'S CAREER STATISTICS

TACKLES	g	ua	a	total	tfl	pd	ff	fr	blk	qbh
2020	11	2	2	4	0.0-0	0	0	0	0	0
2021	8	8	5	13	3.0-11	0	0	0	0	2
TOTAL	19	10	7	17	3.0-11	0	0	0	0	2

SACKS	g	ua	a	total	yards
2020	11	0	0	0.0	0
2021	8	2	0	2.0	8
TOTAL	19	2	0	2.0	8


**28 TARIQ
BRACY**
CB • 5-10 1/8, 177 lbs • Senior/Senior
 Milpitas, CA (Milpitas)

BRACY'S CAREER HIGHS
Tackles: 8, vs. Florida State (2020)
Forced Fumbles: 1 (2x), MR vs. Bowling Green (2019)
Fumble Recoveries: 1 (3x), MR vs. UNC (2021)
Interceptions: 1, at Virginia Tech (2021)
INT Return Yards: N/A
Pass Breakups: 2 (3x), MR vs. Duke (2020)

BRACY'S CAREER STATISTICS

TACKLES	g	ua	a	total	tfl	pd	ff	fr	blk	qbh
2018	12	14	4	18	0.0-0	0	1	0	0	0
2019	12	25	9	34	0.0-0	7	1	2	0	0
2020	8	22	2	24	2.0-7	3	0	0	0	0
2021	11	24	12	36	0.0-0	2	0	1	0	2
TOTAL	43	85	27	112	2.0-7	12	2	3	0	2

INTERCEPTIONS	g	no.	yards	td	long	avg/r	avg/g
2018	12	0	0	0	0	0.0	0.0
2019	12	0	0	0	0	0.0	0.0
2020	8	0	0	0	0	0.0	0.0
2021	11	1	0	0	0	0.0	0.0
TOTAL	43	1	0	0	0	0.0	0.0


**19 JAY
BRAMBLETT**
P • 6-1 1/2, 197 lbs • Junior/Junior
 Tuscaloosa, AL (Hillcrest)

BRAMBLETT'S CAREER HIGHS
Punts: 10, at Michigan (2019)
Punt Yards: 423, at Michigan (2019)
Long Punt: 72, vs. Wisconsin (2021)
Rushes: 1 (2x), MR vs. Louisville (2020)
Rushing Yards: 14, vs. Duke (2020)

BRAMBLETT'S CAREER STATISTICS

ALL PURPOSE	g	rush	rcv	pr	kr	lr	total	avg/g
2019	13	0	0	0	0	0	0	0.0
2020	12	21	0	0	0	0	21	1.8
2021	11	0	0	0	0	0	0	0.0
TOTAL	36	21	0	0	0	0	21	0.6

PUNTING	g	no.	yards	long	avg
2019	13	63	2485	61	39.4
2020	12	43	1839	59	42.8
2021	11	46	2038	72	44.3
TOTAL	36	152	6362	72	41.9

TACKLES	g	ua	a	total	tfl	pd	ff	fr	blk	qbh
2019	13	0	0	0	0.0-0	0	0	0	0	0
2020	12	1	0	1	0.0-0	0	0	0	0	0
2021	11	0	0	0	0.0-0	0	0	0	0	0
TOTAL	36	1	0	1	0.0-0	0	0	0	0	0



12 DJ BROWN
S • 6-0 3/8, 200 lbs • Senior/Junior
 Annapolis, MD (St. John's College)

BROWN'S CAREER HIGHS

Tackles: 7 (2x) MR vs. USC (2021)
Tackles-for-Loss: 1, at Florida State (2021)
Forced Fumbles: N/A
Fumble Recoveries: N/A
Interceptions: 1 (3x), at Virginia (2021)
INT Return Yards: 17, vs. UNC (2021)
Pass Breakups: 1 (2x), MR vs. Florida State (2020)

BROWN'S CAREER STATISTICS

TACKLES	g	ua	a	total	tfl	pd	ff	fr	blk	qbh
2018	1	0	0	0	0.0-0	0	0	0	0	0
2019	9	3	4	7	0.0-0	0	0	0	0	0
2020	12	7	1	8	0.0-0	2	0	0	0	1
2021	10	16	20	36	1.0-2	4	0	0	0	0
TOTAL	32	26	25	51	1.0-2	6	0	0	0	1


17 JACK COAN
QB • 6-3 1/4, 223 lbs • Graduate Student/Senior
 Sayville, NY (Sayville/Wisconsin)

COAN'S CAREER HIGHS

Completions: 26 (2x), MR at Florida State (2021)
Attempts: 35 (2x), MR at Florida State (2021)
Passing Yards: 366, at Florida State (2021)
Longest Pass: 70, (2x) MR vs. Navy (2021)
Passing TDs: 4, at Florida State (2021)
Rushes: 9 (3x), MR vs. Wisconsin (2021)
Rushing Yards: 28, vs. UNC (2021)
Longest Rush: 25, vs. Michigan (2019)
Rushing TDs: 2 (2x), MR vs. Ohio State (2019)

PASSING	g	cmp	att-int	yards	td	long	pct	avg/p	avg/g	effic
2021	11	189	283-5	2296	18	70	66.8	8.1	208.7	152.4
TOTAL	11	189	283-5	2296	18	70	66.8	8.1	208.7	152.4

TOTAL OFFENSE	g	rush	pass	total	avg/g
2021	11	-81	2296	2215	201.4
TOTAL	11	-81	2296	2215	201.4

SCORING	g	td	rush	rcv	ret	pat	2pat	fg	total	avg/g
2021	11	1	1	0	0	0	0	0	6	0.5
TOTAL	11	1	1	0	0	0	0	0	6	0.5


12 TYLER BUCHNER
QB • 6-1, 215 lbs • Freshman/Freshman
 San Diego, CA (Helix)

BUCHNER'S CAREER HIGHS


Completions: 6, at Virginia Tech (2021)
Attempts: 14, at Virginia Tech (2021)
Passing Yards: 113, at Virginia Tech (2021)
Longest Pass: 55, vs. Toledo (2021)
Passing TDs: 1 (3x), MR vs. UNC (2021)
Rushes: 12, at Virginia Tech (2021)
Rushing Yards: 68, vs. Toledo (2021)
Rushing TDs: 1 (2x), MR vs. USC (2021)
Longest Rush: 68, vs. Georgia Tech (2021)

RUSHING	g	att	yards	td	long	avg/c	avg/g
2021	9	43	280	2	68	6.5	31.1
TOTAL	9	43	280	2	68	6.5	31.1

PASSING	g	cmp	att-int	yards	td	long	pct	avg/p	avg/g	effic
2021	9	20	34-3	302	3	55	58.8	8.9	33.6	144.9
TOTAL	9	20	34-3	302	3	55	58.8	8.9	33.6	144.9

TOTAL OFFENSE	g	rush	pass	total	avg/g
2021	9	280	302	582	64.7
TOTAL	9	280	302	582	64.7

SCORING	g	td	rush	rcv	ret	pat	2pat	fg	total	avg/g
2021	9	2	2	0	0	0	0	0	12	1.3
TOTAL	9	2	2	0	0	0	0	0	12	1.3


56 HOWARD CROSS III
DL • 6-0 7/8, 275 lbs • Junior/Junior
 Paramus, NJ (Saint Joseph Regional)


CROSS III'S CAREER HIGHS

Tackles: 5, vs. Navy (2021)
Tackles-for-Loss: 2, vs. Georgia Tech (2021)
Sacks: 2.0, vs. Georgia Tech (2021)
Forced Fumbles: N/A
Fumble Recoveries: N/A

CROSS III'S CAREER STATISTICS

TACKLES	g	ua	a	total	tfl	pd	ff	fr	blk	qbh
2020	12	8	5	13	0.0-0	0	0	0	0	1
2021	10	11	9	20	4.5-21	0	0	0	0	4
TOTAL	22	19	14	33	4.5-21	0	0	0	0	5

SACKS	g	ua	a	total	yards
2020	12	0	0	0.0	0
2021	10	3	0	3.0	17
TOTAL	22	3	0	3.0	17



3 AVERY DAVIS

WR • 5-11, 202 lbs • Graduate Student/Senior
Cedar Hill, TX (Cedar Hill)

DAVIS' CAREER HIGHS

Receptions: 5 (2x), MR vs. UNC (2021)
Receiving Yards: 120, vs. Purdue (2021)
Long Reception: 62, vs. Purdue (2021)
Receiving TDs: 1 (8x), MR vs. UNC (2021)
Rushes: 9, at Wake Forest (2018)
Rushing Yards: 43, at Wake Forest (2018)
Longest Rush: 12, at Wake Forest (2018)
Rushing TDs: N/A

DAVIS' CAREER STATISTICS

RUSHING	g	att	yards	td	long	avg/c	avg/g
2017	0	0	0	0	0	0.0	0.0
2018	9	22	70	0	12	3.2	7.8
2019	11	6	10	0	7	1.7	0.9
2020	12	3	57	0	29	19.0	4.8
2021	8	3	19	0	10	6.3	2.4
TOTAL	40	34	156	0	29	4.6	3.9

TOTAL OFFENSE	g	rush	pass	total	avg/g
2017	0	0	0	0	0.0
2018	9	70	0	70	7.8
2019	11	10	0	10	0.9
2020	12	57	0	57	4.8
2021	8	19	0	19	2.4
TOTAL	40	156	0	156	3.9

RECEIVING	g	rec	yards	td	long	rec/g	avg/c	avg/g
2017	0	0	0	0	0	0.0	0.0	0.0
2018	9	5	30	0	9	0.6	6.0	3.3
2019	11	10	124	2	59	0.9	12.4	11.3
2020	12	24	322	2	53	2.0	13.4	26.8
2021	8	27	386	4	62	3.4	14.3	48.2
TOTAL	40	66	862	8	62	1.6	13.1	21.5



22 LOGAN DIGGS

RB • 6-0, 206 lbs • Freshman/Freshman
Marrero, LA (Archbishop Rummel)

DIGGS' CAREER HIGHS

Rushes: 11, vs. UNC (2021)
Rushing Yards: 64, at Virginia (2021)
Longest Rush: 26, at Virginia (2021)
Rushing TDs: 1, (3x), MR vs. Georgia Tech (2021)
Receptions: 1 (2x), MR vs. Georgia Tech (2021)
Receiving Yards: 20, vs. Georgia Tech (2021)
Long Reception: 20, vs. Georgia Tech (2021)
Receiving TDs: N/A

DIGGS' CAREER STATISTICS

RUSHING	g	att	yards	td	long	avg/c	avg/g
2021	6	39	203	3	26	5.2	33.8
TOTAL	6	39	203	3	26	5.2	33.8

TOTAL OFFENSE	g	rush	pass	total	avg/g
2021	6	203	0	203	33.8
TOTAL	6	203	0	203	33.8

RECEIVING	g	rec	yards	td	long	rec/g	avg/c	avg/g
2021	6	2	35	1	20	0.3	17.5	5.8
TOTAL	6	2	35	1	20	0.3	17.5	5.8

SCORING	g	td	rush	rcv	ret	pat	2pat	fg	total	avg/g
2021	6	4	3	1	0	0	0	0	24	4.0
TOTAL	6	4	3	1	0	0	0	0	24	4.0



39 JONATHAN DOERER

K/P • 6-3, 197 lbs • Graduate Student/Senior
Charlotte, NCL (South Mecklenburg)

DOERER'S CAREER HIGHS

Made Field Goals: 4 (3x), MR vs. Clemson (2020)
Field Goal Attempts: 5, vs. Clemson (2020)
Longest FG Made: 52, vs. Southern Cal (2019)
PAT Made: 7 (2x), MR vs. Navy (2019)
PAT Attempts: 7 (2x), MR vs. Navy (2019)
Points: 17, vs. Clemson (2020)

DOERER'S CAREER STATISTICS

SCORING	g	td	rush	rcv	ret	pat	2pat	fg	total	avg/g
2017	7	0	0	0	0	0	0	0	0	0.0
2018	10	0	0	0	0	5	0	1	8	0.8
2019	13	0	0	0	0	57	0	17	108	8.3
2020	12	0	0	0	0	48	0	15	93	7.8
2021	11	0	0	0	0	41	0	15	86	7.8
TOTAL	53	0	0	0	0	151	0	48	295	5.6

FIELD GOALS	g	made	att	long	pct
2017	7	0	0	0	0.0
2018	10	1	1	30	100.0
2019	13	17	20	52	85.0
2020	12	15	23	51	65.2
2021	11	15	19	0	78.9
TOTAL	53	48	63	52	76.2



20 C'BO FLEMISTER

RB • 5-11 1/4, 201 lbs • Senior/Junior
Williamson, GA (Pike County)

FLEMISTER'S CAREER HIGHS

Rushes: 15, at Georgia Tech (2020)
Rushing Yards: 127, vs. USF (2020)
Longest Rush: 31, vs. USF (2020)
Rushing TDs: 2, at Boston College (2020)
Receptions: 1 (3x), MR at Boston College (2020)
Receiving Yards: 27, at Boston College (2020)
Long Reception: 27, at Boston College (2020)
Receiving TDs: N/A

FLEMISTER'S CAREER STATISTICS

RUSHING	g	att	yards	td	long	avg/c	avg/g
2018	2	1	0	0	0	0.0	0.0
2019	9	48	162	5	14	3.4	18.0
2020	9	58	299	5	31	5.2	33.2
2021	3	3	10	0	6	3.3	3.3
TOTAL	23	110	471	10	31	4.3	20.5

TOTAL OFFENSE	g	rush	pass	total	avg/g
2018	2	0	0	0	0.0
2019	9	162	0	162	18.0
2020	9	299	0	299	33.2
2021	3	10	0	10	3.3
TOTAL	23	471	0	471	20.5

RECEIVING	g	rec	yards	td	long	rec/g	avg/c	avg/g
2018	2	0	0	0	0	0.0	0.0	0.0
2019	9	1	13	0	13	0.1	13.0	1.4
2020	9	2	36	0	27	0.2	18.0	4.0
2021	3	0	0	0	0	0.0	0.0	0.0
TOTAL	23	3	49	0	27	0.1	16.3	2.1



7 ISAIAH FOSKEY

DL • 6-5, 260 lbs • Junior/Sophomore
Antioch, CA (De La Salle)

FOSKEY'S CAREER HIGHS

Tackles: 8, at Florida State (2021)
Tackles-for-Loss: 2, at Florida State (2021)
Sacks: 2.0 at Florida State (2021)
Forced Fumbles: 2 (2x), MR vs. Georgia Tech (2021)
Fumble Recoveries: N/A

FOSKEY'S CAREER STATISTICS

PUNT RETURNS	g	no.	yards	td	long	avg/r	avg/g
2019	4	1	23	0	0	23.0	5.8
2020	12	1	31	1	0	31.0	2.6
2021	11	0	0	0	0	0.0	0.0
TOTAL	27	2	54	1	0	27.0	2.0

ALL PURPOSE	g	rush	rcv	pr	kr	ir	total	avg/g
2019	4	0	0	23	0	0	23	5.8
2020	12	0	0	31	0	0	31	2.6
2021	11	0	0	0	0	0	0	0.0
TOTAL	27	0	0	54	0	0	54	2.0

TACKLES	g	ua	a	total	tfl	pd	ff	fr	blk	qbh
2019	4	1	4	5	0.0-0	0	0	0	1	1
2020	12	12	8	20	5.0-34	1	0	0	1	5
2021	11	33	13	46	11.5-113	1	5	2	0	6
TOTAL	27	46	25	71	16.5-147	2	5	2	2	12

SACKS	g	ua	a	total	yards
2019	4	0	0	0.0	0
2020	12	4	1	4.5	33
2021	11	10	0	10.0	112
TOTAL	27	14	1	14.5	145



14 KYLE HAMILTON

S • 6-4, 220 lbs • Junior/Junior
Atlanta, GA (Marist School)

HAMILTON'S CAREER HIGHS

Tackles: 10, (2x) MR vs. Purdue (2021)
Tackles-for-Loss: 2.0, (2x), MR vs. Toledo (2021)
Forced Fumbles: N/A
Fumble Recoveries: N/A
Interceptions: 2, at Florida State (2021)
INT Return Yards: 34, vs New Mexico (2019)
Pass Breakups: 2, at Louisville (2019)
Quarterback Hurries: 1 (2x), MR vs. Florida State (2020)

HAMILTON'S CAREER STATISTICS

INTERCEPTIONS	g	no.	yards	td	long	avg/r	avg/g
2019	13	4	66	1	34	16.5	5.1
2020	11	1	14	0	14	14.0	1.3
2021	7	3	0	0	0	0.0	0.0
TOTAL	31	8	80	1	34	10.0	2.6

ALL PURPOSE	g	rush	rcv	pr	kr	ir	total	avg/g
2019	13	0	0	0	0	66	66	5.1
2020	11	0	0	0	0	14	14	1.3
2021	7	0	0	0	0	0	0	0.0
TOTAL	31	0	0	0	0	80	80	2.6

TACKLES	g	ua	a	total	tfl	pd	ff	fr	blk	qbh
2019	13	27	14	41	1.0-1	10	0	0	0	0
2020	11	51	12	63	4.5-16	7	0	0	0	2
2021	7	19	15	34	2.0-5	7	0	0	0	0
TOTAL	31	97	41	138	7.5-22	24	0	0	0	2



3 HOUSTON GRIFFITH

S • 6-0 1/4, 202 lbs • Senior/Senior
Chicago, IL (IMG Academy (FL))

GRIFFITH'S CAREER HIGHS

Tackles: 8, at Florida State (2021)
Tackles-for-Loss: 1.0, vs. USF (2020)
Forced Fumbles: N/A
Fumble Recoveries: N/A
Interceptions: N/A
INT Return Yards: N/A
Pass Breakups: 1, (3x), MR at Duke (2019)
Quarterback Hurries: 1, vs. Syracuse (2018)

GRIFFITH'S CAREER STATISTICS

TACKLES	g	ua	a	total	tfl	pd	ff	fr	blk	qbh
2018	11	10	4	14	0.0-0	2	0	0	0	1
2019	13	3	2	5	0.0-0	1	0	0	0	0
2020	12	13	1	14	1.0-4	0	0	0	0	0
2021	11	21	14	35	0.0-0	0	0	0	0	1
TOTAL	47	47	21	68	1.0-4	3	0	0	0	2



5 CAM HART

CB • 6-2 1/2, 205 lbs • Junior/Sophomore
Baltimore, MD (Good Counsel)

HART'S CAREER HIGHS

Tackles: 7, vs. Toledo (2021)
Tackles-for-Loss: 1.0, (2x) MR vs. Toledo (2021)
Forced Fumbles: N/A
Fumble Recoveries: N/A
Interceptions: 2, vs. Wisconsin (2021)
INT Return Yards: 32, vs. Wisconsin (2021)
Pass Breakups: 2, vs. USF (2020)

HART'S CAREER STATISTICS

INTERCEPTIONS	g	no.	yards	td	long	avg/r	avg/g
2019	3	0	0	0	0	0.0	0.0
2020	9	0	0	0	0	0.0	0.0
2021	11	2	32	0	32	16.0	2.9
TOTAL	23	2	32	0	32	16.0	1.4

TACKLES	g	ua	a	total	tfl	pd	ff	fr	blk	qbh
2019	3	0	0	0	0.0-0	0	0	0	0	0
2020	9	2	1	3	0.0-0	2	0	0	0	0
2021	11	21	15	36	3.0-14	8	0	0	0	0
TOTAL	23	23	16	39	3.0-14	10	0	0	0	0



11 RAMON HENDERSON

CB • 6-1, 190 lbs • Sophomore/Sophomore
Bakersfield, CA (Liberty)

HENDERSON'S CAREER HIGHS

Tackles: 4, at Virginia (2021)
Tackles-for-Loss: 0.5, at Virginia (2021)
Interceptions: 1, at Virginia (2021)

HENDERSON'S CAREER STATISTICS

INTERCEPTIONS	g	no.	yards	td	long	avg/r	avg/g
2020	5	0	0	0	0	0.0	0.0
2021	10	1	0	0	0	0.0	0.0
TOTAL	15	1	0	0	0	0.0	0.0

ALL PURPOSE	g	rush	rcv	pr	kr	ir	total	avg/g
2020	5	0	0	0	0	0	0	0.0
2021	10	0	0	0	0	0	0	0.0
TOTAL	15	0	0	0	0	0	0	0.0

TACKLES	g	ua	a	total	tfl	pd	ff	fr	blk	qbh
2020	5	0	0	0	0.0-0	0	0	0	0	0
2021	10	5	4	9	0.5-4	1	0	0	0	0
TOTAL	15	5	4	9	0.5-4	1	0	0	0	0



24 JACK KISER

LB • 6-1 5/8, 222 lbs • Junior/Sophomore
Royal Center, IN (Pioneer)


KISER'S CAREER HIGHS

Tackles: 8, vs. USF (2020)
Tackles-for-Loss: 2.0, vs. USF (2020)
Sacks: N/A
Forced Fumbles: 1, vs. Virginia (2021)
Fumble Recoveries: N/A
Interceptions: 1 (3x), MR vs. Georgia Tech (2021)
INT Return Yards: 66, vs. Wisconsin (2021)

KISER'S CAREER STATISTICS

TACKLES	g	ua	a	total	tfl	pd	ff	fr	blk	qbh
2019	4	0	0	0	0.0-0	0	0	0	0	0
2020	11	16	4	20	3.0-5	1	0	0	0	1
2021	11	21	15	36	0.0-0	7	1	0	0	1
TOTAL	26	37	19	56	3.0-5	8	1	0	0	2

INTERCEPTIONS	g	no.	yards	td	long	avg/r	avg/g
2019	4	0	0	0	0	0.0	0.0
2020	11	1	2	0	2	2.0	0.2
2021	11	2	109	2	66	54.5	9.9
TOTAL	26	3	111	2	66	37.0	4.3



41 KURT HINISH

DL • 6-1 3/4, 300 lbs • Graduate Student/*Senior
Pittsburgh, PA (Central Catholic)

HINISH'S CAREER HIGHS

Tackles: 10, vs. Navy (2021)
Tackles-for-Loss: 2.0 (4x), MR vs. Navy (2021)
Sacks: 1.5, vs. Syracuse (2018)
Forced Fumbles: 1, vs. Southern Cal (2019)
Fumble Recoveries: N/A

HINISH'S CAREER STATISTICS

TACKLES	g	ua	a	total	tfl	pd	ff	fr	blk	qbh
2017	12	1	7	8	0.5-1	0	0	0	0	1
2018	13	6	7	13	2.0-14	0	0	0	0	0
2019	13	7	8	15	4.5-12	0	1	0	0	1
2020	12	13	6	19	7.5-22	0	0	0	0	1
2021	9	13	11	24	4.5-15	0	0	0	0	3
TOTAL	59	40	39	79	19.0-64	0	1	0	0	6

SACKS	g	ua	a	total	yards
2017	12	0	0	0.0	0
2018	13	1	1	1.5	12
2019	13	1	2	2.0	9
2020	12	2	0	2.0	6
2021	9	2	0	2.0	11
TOTAL	59	6	3	7.5	38



54 JACOB LACEY

DL • 6-1 5/8, 275 lbs • Junior/Junior
Bowling Green, KY (South Warren)

LACEY'S CAREER HIGHS

Tackles: 4, vs. Navy (2019)
Tackles-for-Loss: 1.5, vs. Virginia (2019)
Sacks: 0.5, vs. Virginia (2019)
Forced Fumbles: N/A
Fumble Recoveries: N/A

LACEY'S CAREER STATISTICS

TACKLES	g	ua	a	total	tfl	pd	ff	fr	blk	qbh
2019	11	7	7	14	1.5-3	0	0	0	0	1
2020	11	1	3	4	1.0-2	1	0	0	0	0
2021	9	7	3	10	2.0-2	0	0	0	0	0
TOTAL	31	15	13	28	4.5-7	1	0	0	0	1

SACKS	g	ua	a	total	yards
2019	11	0	1	0.5	2
2020	11	0	0	0.0	0
2021	9	0	0	0.0	0
TOTAL	31	0	1	0.5	2


**0 BRADEN
LENZY**
WR • 5-11 3/8, 182 lbs • Senior/Junior
 Tigard, OR (Tigard Senior)

LENZY'S CAREER HIGHS

Receptions: 3 (3x), MR vs. Purdue (2021)
Receiving Yards: 87, vs. Navy (2019)
Long Reception: 70, vs. Navy (2019)
Receiving TDs: 1 (5x), MR vs. Virginia (2021)
Rushes: 4, at Stanford (2019)
Rushing Yards: 61, vs. Boston College (2019)
Long Rush: 61, vs. Boston College (2019)
Rushing TDs: 1 (2x), MR vs. Boston College (2019)

LENZY'S CAREER STATISTICS

RUSHING	g	att	yards	td	long	avg/c	avg/g
2018	0	0	0	0	0	0.0	0.0
2019	9	13	200	2	61	15.4	22.2
2020	7	3	8	0	3	2.7	1.1
2021	11	3	57	0	31	19.0	5.2
TOTAL	27	19	265	2	61	13.9	9.8

TOTAL OFFENSE	g	rush	pass	total	avg/g
2018	0	0	0	0	0.0
2019	9	200	0	200	22.2
2020	7	8	0	8	1.1
2021	11	57	0	57	5.2
TOTAL	27	265	0	265	9.8

RECEIVING	g	rec	yards	td	long	rec/g	avg/c	avg/g
2018	0	0	0	0	0	0.0	0.0	0.0
2019	9	11	254	2	70	1.2	23.1	28.2
2020	7	7	63	1	22	1.0	9.0	9.0
2021	11	21	241	2	32	1.9	11.5	21.9
TOTAL	27	39	558	5	70	1.4	14.3	20.7


**6 CLARENCE
LEWIS**
CB • 5-11 1/2, 198 lbs • Sophomore/Sophomore
 Edison, NJ (Mater Dei)

LEWIS' CAREER HIGHS

Tackles: 12, vs. Syracuse (2020)
Tackles-for-Loss: 1.0, (3x) MR vs. Georgia Tech (2021)
Sacks: 1.0, at Virginia (2021)
Forced Fumbles: 1, vs. Syracuse (2020)
Interceptions: 1, at Florida State (2021)
INT Return Yards: 4, at Florida State (2021)
Pass Breakups: 3, vs. USF (2020)

LEWIS' CAREER STATISTICS

ALL PURPOSE	g	rush	rcv	pr	kr	ir	total	avg/g
2020	12	0	0	0	0	0	0	0.0
2021	11	0	0	0	0	0	0	0.0
TOTAL	23	0	0	0	0	0	0	0.0

TACKLES	g	ua	a	total	tfl	pd	ff	fr	blk	qbh
2020	12	29	4	33	1.0-3	7	1	0	0	0
2021	11	31	9	40	2.0-11	5	0	0	0	0
TOTAL	23	60	13	73	3.0-14	12	1	0	0	0

SACKS	g	ua	a	total	yards
2020	12	0	0	0.0	0
2021	11	1	0	1.0	6
TOTAL	23	1	0	1.0	6


**8 MARIST
LIUFAU**
LB • 6-2 1/4, 229 lbs • Junior/Sophomore
 Kalihi, HI (Punahou)

LIUFAU'S CAREER HIGHS

Tackles: 6, vs. Clemson (ACCCG) (2020)
Tackles-for-Loss: 0.5, at North Carolina (2020)
Sacks: 0.5, at North Carolina (2020)
Forced Fumbles: N/A
Fumble Recoveries: 1, vs. Syracuse (2020)

LIUFAU'S CAREER STATISTICS

TACKLES	g	ua	a	total	tfl	pd	ff	fr	blk	qbh
2019	4	0	0	0	0.0-0	0	0	0	0	0
2020	10	10	12	22	1.5-2	0	0	1	0	1
TOTAL	14	10	12	22	1.5-2	0	0	1	0	1

SACKS	g	ua	a	total	yards
2019	4	0	0	0.0	0
2020	10	0	1	0.5	1
TOTAL	14	0	1	0.5	1


**87 MICHAEL
MAYER**
TE • 6-4 1/2, 251 lbs • Sophomore/Sophomore
 Independence, KY (Covington Catholic)


MAYER'S CAREER HIGHS

Receptions: 9, at Florida State (2021)
Receiving Yards: 120, at Florida State (2021)
Long Reception: 52, vs. Georgia Tech (2021)
Receiving TDs: 2 vs. Toledo (2021)

MAYER'S CAREER STATISTICS

RECEIVING	g	rec	yards	td	long	rec/g	avg/c	avg/g
2020	12	42	450	2	29	3.5	10.7	37.5
2021	10	55	663	5	52	5.5	12.1	66.3
TOTAL	22	97	1113	7	52	4.4	11.5	50.6

SCORING	g	td	rush	rcv	ret	pat	2pat	fg	total	avg/g
2020	12	2	0	2	0	0	0	0	12	1.0
2021	10	5	0	5	0	0	0	0	30	3.0
TOTAL	22	7	0	7	0	0	0	0	42	1.9



99 RYLIE MILLS

DL • 6-5 1/8, 283 lbs • Sophomore/Sophomore
Lake Bluff, IL (Lake Forest)

MILLS' CAREER HIGHS

Tackles: 4, at Virginia (2021)
Tackles-for-Loss: 2.0, at Virginia (2021)
Sacks: 2.0, at Virginia (2021)
Forced Fumbles: N/A
Fumble Recoveries: N/A

MILLS' CAREER STATISTICS

TACKLES	g	ua	a	total	tfl	pd	ff	fr	blk	qbh
2020	9	2	5	7	2.0-8	0	0	0	0	0
2021	10	7	7	14	3.0-20	0	0	0	0	3
TOTAL	19	9	12	21	5.0-28	0	0	0	0	3

SACKS	g	ua	a	total	yards
2020	9	0	1	0.5	4
2021	10	2	2	3.0	20
TOTAL	19	2	3	3.5	24



10 ISAIAH PRYOR

LB • 6-1 1/2, 217 lbs • Graduate Student/Senior
Lawrenceville, GA (Archer/Ohio State)

PRYOR'S CAREER HIGHS

Tackles: 8, vs. Purdue (2021)
Tackles-for-Loss: 1.0 (5x), MR vs. Georgia Tech (2021)
Sacks: 1.0, (3x), MR vs. Georgia Tech (2021)
Forced Fumbles: 1, at Pitt (2020)
Fumble Recoveries: N/A
Interceptions: 1, at Florida State (2021)
INT Return Yards: N/A
Pass Breakups: N/A

PRYOR'S CAREER STATISTICS

TACKLES	g	ua	a	total	tfl	pd	ff	fr	blk	qbh
2020	12	8	0	8	1.0-7	0	1	0	0	1
2021	11	18	19	37	2.0-8	1	0	0	0	3
TOTAL	23	26	19	45	3.0-15	1	1	0	0	4

SACKS	g	ua	a	total	yards
2020	12	1	0	1.0	7
2021	11	1	0	1.0	6
TOTAL	23	2	0	2.0	13



31 NANA OSAFO-MENSAH

DL • 6-3 1/8, 250 lbs • Junior/Sophomore
Fort Worth, TX (Nolan Catholic)

OSAFO-MENSAH'S CAREER HIGHS

Tackles: 2, (3x) MR vs. Georgia Tech (2021)
Tackles-for-Loss: 1.0 (2x), MR vs. UNC (2021)
Sacks: 1.0, (4x), MR at Florida State (2021)
Forced Fumbles: N/A
Fumble Recoveries: N/A
Interceptions: N/A
INT Return Yards: N/A
Pass Breakups: N/A

OSAFO - MENSAH'S CAREER STATISTICS

TACKLES	g	ua	a	total	tfl	pd	ff	fr	blk	qbh
2019	2	0	1	1	0.0-0	0	0	0	0	0
2021	10	4	7	11	2.5-10	0	0	0	0	2
TOTAL	12	4	8	12	2.5-10	0	0	0	0	2

SACKS	g	ua	a	total	yards
2019	2	0	0	0.0	0
2021	10	2	0	2.0	8
TOTAL	12	2	0	2.0	8



10 DREW PYNE

QB • 5-11 1/2, 200 lbs • Sophomore/Freshman
New Canaan, CT (New Canaan)


PYNE'S CAREER HIGHS

Completions: 6 vs. Wisconsin (2021)
Attempts: 8, vs. Wisconsin (2021)
Passing Yards: 81, vs. Wisconsin (2021)
Longest Pass: 22, vs. Wisconsin (2021)
Passing TDs: 1, vs. Wisconsin (2021)
Rushes: 2, vs. Wisconsin (2021)
Rushing Yards: 4, vs. USF (2020)
Longest Rush: 4, vs. USF (2020)
Rushing TDs: N/A

PYNE'S CAREER STATISTICS

RUSHING	g	att	yards	td	long	avg/c	avg/g
2021	1	2	-16	0	0	-8.0	-16.0
TOTAL	1	2	-16	0	0	-8.0	-16.0

PASSING	g	cmp	att	int	yards	td	long	pct	avg/p	avg/g	effic
2021	1	6	8	0	81	1	22	75.0	10.1	81.0	201.3
TOTAL	1	6	8	0	81	1	22	75.0	10.1	81.0	201.3



29 MATT SALERNO

WR • 6-0 5/8, 196 lbs • Senior/Junior
Valencia, CA (Crespi Carmelite)

SALERNO'S CAREER HIGHS

Receptions: 1, vs. Georgia Tech (2021)
Punt Returns: 2 (3x), MR vs. Syracuse (2020)
Punt Return Yards: 12 (2x), MR vs. Syracuse (2020)
Punt Return TDs: N/A
Long Kickoff Return: 26, vs. Navy (2021)

SALERNO'S CAREER STATISTICS

RECEIVING	g	rec	yards	td	long	rec/g	avg/c	avg/g
2019	1	0	0	0	0	0.0	0.0	0.0
2020	11	0	0	0	0	0.0	0.0	0.0
2021	10	1	-4	0	0	0.1	-4.0	-0.4
TOTAL	22	1	-4	0	0	0.0	-4.0	-0.2

PUNT RETURNS	g	no.	yards	td	long	avg/r	avg/g
2019	1	0	0	0	0	0.0	0.0
2020	11	10	45	0	13	4.5	4.1
2021	10	2	4	0	4	2.0	0.4
TOTAL	22	12	49	0	13	4.1	2.2



21 LORENZO STYLES

WR • 6-1 1/8, 156 lbs • Freshman/Freshman
Pickerington, OH (Pickerington Central)

STYLES' CAREER HIGHS

Receptions: 3 (2x), MR vs. UNC (2021)
Receiving Yards: 74, vs. UNC (2021)
Long Reception: 40, vs. UNC (2021)
Rushes: 1, at Virginia (2021)
Rushing Yards: 37, at Virginia (2021)
Longest Rush: 37, at Virginia (2021)
Long KO Return: 14, vs. USC (2021)

STYLES' CAREER STATISTICS

RUSHING	g	att	yards	td	long	avg/c	avg/g
2021	11	1	37	0	37	37.0	3.4
TOTAL	11	1	37	0	37	37.0	3.4

TOTAL OFFENSE	g	rush	pass	total	avg/g
2021	11	37	0	37	3.4
TOTAL	11	37	0	37	3.4

RECEIVING	g	rec	yards	td	long	rec/g	avg/c	avg/g
2021	11	12	181	0	40	1.1	15.1	16.5
TOTAL	11	12	181	0	40	1.1	15.1	16.5



33 SHAYNE SIMON

LB • 6-2 3/4, 233 lbs • Senior/Senior
West Orange, NJ (St. Peter's Prep)

SIMON'S CAREER HIGHS

Tackles: 4 (2x), MR vs. Clemson (2020)
Tackles-for-Loss: 1.5 vs. Bowling Green (2019)
Sacks: N/A
Forced Fumbles: N/A
Fumble Recoveries: N/A
Quarterback Hurries: 1 (2x), MR at Pitt (2020)

SIMON'S CAREER STATISTICS

TACKLES	g	ua	a	total	tfl	pd	ff	fr	blk	qbh
2018	9	2	2	4	0.5-2	1	0	0	0	0
2019	11	2	7	9	1.5-2	0	0	0	0	1
2020	11	9	5	14	1.0-1	4	0	0	0	1
2021	1	0	0	0	0.0-0	0	0	0	0	0
TOTAL	32	13	14	27	3.0-5	5	0	0	0	2



95 MYRON TAGOVAILOA-AMOSA

DL • 6-2 1/2, 268 lbs • Graduate Student/Senior
Ewa Beach, HI (Kapole)


TAGOVAILOA-AMOSA'S CAREER HIGHS

Tackles: 5 vs. Purdue (2021)
Tackles-for-Loss: 2.0 vs. Toledo (2021)
Sacks: 2.0 vs. Toledo (2021)
Forced Fumbles: 1, (2x) vs. Syracuse (2020)
Fumble Recoveries: 1 (4x), MR vs. Georgia Tech (2021)

TAGOVAILOA-AMOSA'S CAREER STATISTICS

TACKLES	g	ua	a	total	tfl	pd	ff	fr	blk	qbh
2017	13	7	5	12	1.5-6	0	0	0	0	0
2018	2	0	2	2	0.5-1	0	0	0	0	0
2019	12	13	9	22	2.5-5	1	0	1	0	6
2020	11	11	6	17	6.0-21	0	1	2	0	2
2021	10	14	6	20	5.0-12	1	1	1	1	10
TOTAL	48	45	28	73	15.5-45	2	2	4	1	18

SACKS	g	ua	a	total	yards
2017	13	0	0	0.0	0
2018	2	0	0	0.0	0
2019	12	0	1	0.5	1
2020	11	2	1	2.5	10
2021	10	2	0	2.0	4
TOTAL	48	4	2	5.0	15



85 GEORGE TAKACS

TE • 6-6, 247 lbs • Senior/Junior
Naples, FL (Gulf Coast)

TAKACS' CAREER HIGHS

Receptions: 1 (7x), MR vs. Georgia Tech (2021)
Receiving Yards: 19, vs. Georgia Tech (2021)
Long Reception: 19, vs. Georgia Tech (2021)
Receiving TDs: 1, at Duke (2019)

TAKACS' CAREER STATISTICS

RECEIVING	g	rec	yards	td	long	rec/g	avg/c	avg/g
2019	6	2	12	1	10	0.3	6.0	2.0
2020	10	3	30	0	13	0.3	10.0	3.0
2021	9	2	34	0	19	0.2	17.0	3.8
TOTAL	25	7	76	1	19	0.3	10.9	3.0



25 CHRIS TYREE

RB • 5-9 1/2, 190 lbs • Sophomore/Sophomore
Chester, VA (Thomas Dale)

TYREE'S CAREER HIGHS

Rushes: 17, at Boston College (2020)
Rushing Yards: 109, vs. Syracuse (2020)
Longest Rush: 94, vs. Syracuse (2020)
Rushing TDs: 1 (5x), MR at Florida State (2021)
Receptions: 4, (2x), MR vs. Purdue (2021)
Receiving Yards: 63, vs. Toledo (2021)
Long Reception: 55, vs. Toledo (2021)
Receiving TDs: 1, vs. Toledo (2021)
Kickoff Returns: 4 (2x), MR at Boston College (2020)
Kickoff Return Yards: 90, vs. Duke (2020)
Kickoff Return TDs: 1, vs. Wisconsin (2021)
Long Kickoff Return: 96, vs. Wisconsin (2021)

TYREE'S CAREER STATISTICS

RUSHING	g	att	yards	td	long	avg/c	avg/g
2020	12	73	496	4	94	6.8	41.3
2021	10	45	160	1	12	3.6	16.0
TOTAL	22	118	656	5	94	5.6	29.8

TOTAL OFFENSE	g	rush	pass	total	avg/g
2020	12	496	0	496	41.3
2021	10	160	0	160	16.0
TOTAL	22	656	0	656	29.8

RECEIVING	g	rec	yards	td	long	rec/g	avg/c	avg/g
2020	12	8	65	0	27	0.7	8.1	5.4
2021	10	18	143	1	55	1.8	7.9	14.3
TOTAL	22	26	208	1	55	1.2	8.0	9.5

SCORING	g	td	rush	rcv	ret	pat	2pat	fg	total	avg/g
2020	12	4	4	0	0	0	0	0	24	2.0
2021	10	3	1	1	1	0	0	0	18	1.8
TOTAL	22	7	5	1	1	0	0	0	42	1.9

KICK RETURNS	g	no.	yards	td	long	avg/r	avg/g
2020	12	22	456	0	38	20.7	38.0
2021	10	9	303	1	96	33.7	30.3
TOTAL	22	31	759	1	96	24.5	34.5



40 DREW WHITE

LB • 6-0 1/4, 228 lbs • Graduate Student/Senior
Boca Raton, FL (St. Thomas Aquinas)

WHITE'S CAREER HIGHS

Tackles: 11, vs. Michigan (2019)
Tackle-for-Loss: 2.0 (4x), MR vs. North Carolina (2021)
Sacks: 1.0 (4x), MR vs. North Carolina (2021)
Interceptions: 1, vs. Wisconsin (2021)
INT Return Yards: 48, vs. Wisconsin (2021)
Fumble Recoveries: 1 (3x), MR vs. Cincinnati (2021)

WHITE'S CAREER STATISTICS

TACKLES	g	ua	a	total	tfl	pd	ff	fr	blk	qbh
2017	0	0	0	0	0.0-0	0	0	0	0	0
2018	4	2	6	8	0.0-0	0	0	0	0	0
2019	13	48	32	80	8.0-17	1	0	2	0	2
2020	12	30	27	57	9.0-27	2	0	0	0	2
2021	10	25	19	44	3.5-8	2	0	1	0	2
TOTAL	39	105	84	189	20.5-52	5	0	3	0	6

SACKS	g	ua	a	total	yards
2017	0	0	0	0.0	0
2018	4	0	0	0.0	0
2019	13	2	0	2.0	3
2020	12	1	1	1.5	9
2021	10	1	1	1.5	5
TOTAL	39	4	2	5.0	17

INTERCEPTIONS	g	no.	yards	td	long	avg/r	avg/g
2017	0	0	0	0	0	0.0	0.0
2018	4	0	0	0	0	0.0	0.0
2019	13	0	0	0	0	0.0	0.0
2020	12	0	0	0	0	0.0	0.0
2021	10	1	48	1	48	48.0	4.8
TOTAL	39	1	48	1	48	48.0	1.2



5 JOE WILKINS JR.

WR • 6-1 1/2, 195 lbs • Senior/Junior
North Fort Myers, FL (North Fort Myers)

WILKINS JR'S CAREER HIGHS

Receptions: 4, vs. Duke (2020)
Receiving Yards: 39, vs. Duke (2020)
Long Reception: 23, at Florida State (2021)
Receiving TDs: 1 (2x), MR at Florida State (2021)

WILKINS JR'S CAREER STATISTICS

RECEIVING	g	rec	yards	td	long	rec/g	avg/c	avg/g
2018	2	0	0	0	0	0.0	0.0	0.0
2019	5	0	0	0	0	0.0	0.0	0.0
2020	11	7	63	1	15	0.6	9.0	5.7
2021	5	4	61	1	23	0.8	15.2	12.2
TOTAL	23	11	124	2	23	0.5	11.3	5.4



23 KYREN WILLIAMS

RB • 5-9, 199 lbs • Junior/Sophomore
St. Louis, MO (St. John Vianney)

WILLIAMS' CAREER HIGHS

Rushes: 25 (2x), MR vs. USC (2021)
Rushing Yards: 199, vs. North Carolina (2021)
Longest Rush: 91, vs. North Carolina (2021)
Rushing TDs: 3, vs. Clemson (2020)
Receptions: 8, vs. Alabama (2021)
Receiving Yards: 93, vs. Duke (2020)
Long Reception: 75, vs. Duke (2020)
Receiving TDs: 1 (4x), MR at Virginia Tech (2021)
Long Punt Return: 47, vs. North Carolina (2021)
Long Kick Return: 29, vs. North Carolina (2021)

WILLIAMS' CAREER STATISTICS

RUSHING	g	att	yards	td	long	avg/c	avg/g
2019	4	4	26	0	14	6.5	6.5
2020	12	211	1125	13	65	5.3	93.8
2021	11	185	928	12	91	5.0	84.4
TOTAL	27	400	2079	25	91	5.2	77.0

TOTAL OFFENSE	g	rush	pass	total	avg/g
2019	4	26	0	26	6.5
2020	12	1125	0	1125	93.8
2021	11	928	0	928	84.4
TOTAL	27	2079	0	2079	77.0

RECEIVING	g	rec	yards	td	long	rec/g	avg/c	avg/g
2019	4	1	3	0	3	0.2	3.0	0.8
2020	12	35	313	1	75	2.9	8.9	26.1
2021	11	40	339	3	55	3.6	8.5	30.8
TOTAL	27	76	655	4	75	2.8	8.6	24.3

SCORING	g	td	rush	rcv	ret	pat	2pat	fg	total	avg/g
2019	4	0	0	0	0	0	0	0	0	0.0
2020	12	14	13	1	0	0	0	0	84	7.0
2021	11	15	12	3	0	0	1	0	92	8.4
TOTAL	27	29	25	4	0	0	1	0	176	6.5

PUNT RETURNS	g	no.	yards	td	long	avg/r	avg/g
2019	4	0	0	0	0	0.0	0.0
2020	12	0	0	0	0	0.0	0.0
2021	11	14	151	0	47	10.8	13.7
TOTAL	27	14	151	0	47	10.8	5.6

KICK RETURNS	g	no.	yards	td	long	avg/r	avg/g
2019	4	2	35	0	19	17.5	8.8
2020	12	0	0	0	0	0.0	0.0
2021	11	1	29	0	29	29.0	2.6
TOTAL	27	3	64	0	29	21.3	2.4