



NOTRE DAME FOOTBALL

GAME NINE

NAVY [2-6, 2-4 AAC] VS. #8/#8/#10 NOTRE DAME [7-1]

THE COACHES

	Head Coach	At School	Overall	vs. Opponent
Navy	Ken Niumatalolo	102-73 (15th year)	102-73 (15th year)	4-9
ND	Brian Kelly	109-40 (12th year)*	280-97-2 (31st year)*	8-2

*-Includes 21 wins vacated under discretionary NCAA penalty

BY THE NUMBERS

3	Running back Kyren Williams ranked third among all players in FBS with 261 all-purpose yards during Week 9.
5	Kyren Williams' 91-yard rush tied for the fifth-longest rush in Notre Dame history.
9.0	Defensive lineman Isaiah Foskey is tied for third in the NCAA with 9.0 sacks on the season. It is the most sacks since Stephon Tuitt had 12.0 sacks during the 2012 season.
12	Notre Dame is currently tied for sixth nationally with 12 interceptions. It is the most interceptions since 2018 when the Irish had 12 for the season.
17	The Irish have totaled 17 takeaways this season, which ranks tied for ninth nationally.
24	24 of tight end Michael Mayer's team-leading 41 receptions this season have resulted in a first down for the Irish.
25	Notre Dame has won 25-straight games when it has scored 40 or more points after the 44-34 win over North Carolina. The Irish are 39-2 under head coach Brian Kelly when they score 40 or more points.
38	The Irish have won 38-consecutive games against unranked opponents dating back to the 2016 season. It is currently the longest active streak in the FBS.
50	With the win over North Carolina, Notre Dame won its 50th game over the past five seasons (2017-21). It is the third time in program history they have won at least 50 games over a five-year span (53-8-1 from 1988-92 and 52-9-1 from 1989-93).
56	Defensive lineman Kurt Hinish has played in 56 career games, which continues to set the all-time program record. Following the Purdue game, he surpassed Daelin Hayes, Drue Tranquill, Romeo Okwara and Matthias Farley who held the previous record of 52 career games.

GAME INFORMATION

	Saturday, November 6 3:30 p.m. ET	Notre Dame Stadium South Bend, IN Capacity: 77,622 (Turf)
	NBC	Mike Tirico (play-by-play) Drew Brees (analyst) Kathryn Tappen (sideline)
	Notre Dame Radio Network SiriusXM (Channel 129) 101.5 FM & 960 AM (South Bend)	Paul Burmeister (play-by-play) Ryan Harris (analyst)

THE SERIES

Notre Dame leads, 79-13-1

Last meeting: Notre Dame 52, Navy 20 (11.16.2019)

2021 SCHEDULE [7-1]

Date	ND Rk	Opp Rk	Opponent	Location	TV	Time/Score
Sep. 5	7/9	RV/NR	at Florida State	Tallahassee, FL	ABC	W, 41-38 (OT)
Sep. 11	7/8		Toledo	Notre Dame, IN	PCK	W, 32-29
Sep. 18	10/12		Purdue	Notre Dame, IN	NBC	W, 27-13
Sep. 25	10/12	15/18	vs. Wisconsin	Chicago, IL	FOX	W, 41-13
Oct. 2	7/9	7/8	vs. Cincinnati	Notre Dame, IN	NBC	L, 13-24
Oct. 9	13/14	RV/RV	at Virginia Tech	Blacksburg, VA	ACCN	W, 32-29
Oct. 23	13/13		Southern Cal	Notre Dame, IN	NBC	W, 31-16
Oct. 30	11/11		North Carolina	Notre Dame, IN	NBC	W, 44-34
Nov. 6	8/8/10		Navy	Notre Dame, IN	NBC	3:30 p.m.
Nov. 13			at Virginia	Charlottesville, VA	TBA	TBA
Nov. 20			Georgia Tech	Notre Dame, IN	NBC	2:30 p.m.
Nov. 27			at Stanford	Stanford, CA	TBA	TBA

Rankings: Coaches/AP/Playoff (current for upcoming opponents, at time of game for past opponents) | All times Eastern

THE TRADITION

7	Heisman Trophy Winners – Angelo Bertelli (1943), John Lujack (1947), Leon Hart (1948), John Lattner (1953), Paul Hornung (1956), John Huarte (1964), Tim Brown (1987)
11	Consensus National Championships: 1924, 1929, 1930, 1943, 1946, 1947, 1949, 1966, 1973, 1977, 1988
13	NFL Hall of Famers – the most of any college football program
21	Different seasons Notre Dame has been selected as the National Champion by at least one poll listed in the NCAA official record book
23	Undefeated regular seasons
53	College Football Hall of Famers – Aaron Taylor (1990-93) was a 2021 inductee
105	Consensus All-Americans – most recent Jeremiah Owusu-Koramoah, Liam Eichenberg and Aaron Banks (2020)
946 ^	All-time wins – second in college football history.
.733 ^	All-time winning percentage – the best in college football history.



FOOTBALL STAFF GAME DAY LOCATIONS

Coach	Position	Location
Brian Kelly	Head Coach	Sideline
Marcus Freeman	Def. Coordinator/Linebackers	Sideline
Tommy Rees	Off. Coordinator/Quarterbacks	Press Box
Mike Elston	Defensive Line	Sideline
Lance Taylor	Running Backs	Sideline
Jeff Quinn	Offensive Line	Sideline
Mike Mickens	Cornerbacks	Press Box
Chris O'Leary	Defensive Backs/Safeties	Press Box
Brian Polian	Special Teams Coordinator	Sideline
Del Alexander	Wide Receivers	Sideline
John McNulty	Tight Ends	Press Box

Note: Regular season locations; may be subject to change

FOOTBALL ATHLETIC COMMUNICATIONS STAFF

Assistant Athletics Director/ Football Communications Primary Football	Katy Lonergan	klonerg2@nd.edu c- 785-764-9941
Associate Athletics Communications Director Secondary Football	Matt Paras	mparas1@nd.edu c - 401-215-5656
Assistant Athletics Communications Director Tertiary Football	Robby Hamman	rhamman@nd.edu c - 574-808-9575



Katy Lonergan



Matt Paras



Robby Hamman

BRIAN KELLY WEEKLY AVAILABILITY

Monday	Weekly press conference	Noon ET Stadium Media Room/Zoom Video available on und.com
Thursday	Late Week Game Preview	Noon ET Zoom Video available on und.com
Saturday	Post game press conference	Stadium Media Room/Zoom Video/Transcript available on und.com

STUDENT-ATHLETE WEEKLY AVAILABILITY

Tuesday	Post Practice Interviews	Approximately 6:30 p.m.ET IAC/Zoom Video available on und.com
Saturday	Post Game Interviews	Stadium Media Room/Zoom Video available on und.com

MEDIA INFORMATION

GAME CREDENTIALS

All requests for working press and broadcast credentials for Notre Dame's 2021 home football games must be made through the online credential form at UND.com/credentials. Because of the demand for credentials and the limited space available, media agencies covering the visiting school on a regular basis receive top priority. All other credentials for print media are issued on the basis of circulation. Only local radio stations with a full-time sports director conducting a daily sports show receive consideration for credentials. Non-originating, out-of-town radio stations cannot be accommodated.

CREDENTIAL DISTRIBUTION

Media credentials will neither be mailed nor will be available for early pickup. Credentials will ONLY be distributed on game day at the Hammes Auditorium (the Joyce Center's basketball interview room, located between Gates 1 and 2). A government-issued ID is required for pickup and each individual must claim only his/her own pass. All media members MUST be vaccinated to cover a Notre Dame home game this season. If you have not attended a Notre Dame event before the game, you must show your vaccine card at credential distribution in order to gain entrance to the event.

PARKING

Parking requests will be accommodated on a space-available basis. Parking passes will be electronic for the 2021 season. They will be sent out during the week of the game.

BRIAN KELLY AVAILABILITY

The Dick Corbett Head Football Coach Brian Kelly conducts a weekly press conference at noon ET each Monday in person in the Notre Dame Stadium Media Room and also available via zoom. The half hour weekly conference previews the upcoming game. All media members who plan to attend the session in person MUST be vaccinated. To obtain the link for Monday's press conference, media members should contact assistant athletics director, football communications Katy Lonergan.

STUDENT-ATHLETE INTERVIEWS

Interviews with Notre Dame student-athletes will occur on Tuesday during each game week in person at the Irish Athletics Center and also via zoom. All media members who plan to attend the session in person MUST be vaccinated. Interview requests for student-athletes must be submitted to Katy Lonergan by Noon ET the Sunday before the proposed interview. A player availability schedule will be distributed each Monday during the season. Media are not permitted to directly contact student-athletes or coaches to arrange interviews.

POST-GAME INTERVIEWS

Post-game interviews for Dick Corbett Head Football Coach Brian Kelly and Notre Dame players will be held in the Stadium Media Room, along with zoom. Requests for student-athlete interviews should be submitted by the eight-minute mark of the fourth quarter to Katy Lonergan. For home games, submit to Katy Lonergan via email or Matt Paras (located in the press box or available by email at mparas1@nd.edu). Transcripts from Coach Kelly's presser will be available approximately 60 minutes following the conclusion of his post-game comments.

STATISTICAL SERVICES

All media members will be provided with access to game notes via UND.com. Following the game, a complete post-game statistics package will be distributed via email and will contain a scoring summary, final team statistics, final individual statistics, complete play-by-play, drive charts for both halves, halftime statistics, defensive statistics, substitution chart, post-game quotes from both head coaches and players and post-game notes. Live in-game statistics will be available via StatBroadcast. Following each Notre Dame home game, the athletic communications office will be happy to email whatever information media members need to their respective agencies. Please ask any member of the athletic communications staff for assistance on this matter.

COLLEGEPRESSBOX.COM

CollegePressBox.com has Notre Dame contact information, weekly team and opponent game notes, stats, depth charts and complete final game books along with complete media guide, spring guide, a complete listing of beat reporters, radio broadcasters, television stations and much, much more. Log on with username and password obtained through the Football Writers Association of America.

UND.COM/PRESSBOX

All Notre Dame football information is available on the official athletics department website of the University of Notre Dame, UND.com. Game notes, depth chart, biographies of players and coaches, transcripts of press conferences, video archives of interview sessions, special features and more can all be found at UND.com.



Table with columns: No., Name, Pos., Ht., Wt., Ac., Elg., Hometown/High School. Rows include Jayson Ademilola, Justin Ademilola, Litchfield Ajavon, Leo Albano, Joe Alt, Sam Assaf, Marty Auer, Kevin Austin Jr., Tosh Baker, Ryan Barnes, Bo Bauer, Kevin Bauman, Cane Berrong, JD Bertrand, Jordan Botelho, TaRiq Bracy, Jay Bramblett, DJ Brown, Josh Bryan, Tyler Buchner, Cole Capen, Michael Carmody, Quinn Carroll, Jack Coan, Deion Colzie, Pat Coogan, Henry Cook, Zeke Correll, Howard Cross III, Avery Davis, Logan Diggs, John Dirksen, Jonathan Doerer, Alexander Ehrensberger, Griffin Eifert, Osita Ekwonu, Audric Estime, Mitchell Evans, Blake Fisher, C'Bo Flemister, Isaiah Foskey, Khari Gee, Giovanni Ghilotti, Mike Graves, Houston Griffith, Colin Gutzmer, Kyle Hamilton, Cam Hart, Zane Heemsoth, Ramon Henderson, Kurt Hinish, Caleb Johnson, JoJo Johnson, Aidan Keanaaina, Chase Ketterer, Lawrence Keys III, Kahanu Kia, Jack Kiser, Prince Kollie, Andrew Kristofic.

Table with columns: No., Name, Pos., Ht., Wt., Ac., Elg., Hometown/High School. Rows include Jacob Lacey, Braden Lenzy, Harrison Leonard, Clarence Lewis, Barrett Liebentritt, Marist Liufau, Chase Love, Josh Lugg, Cain Madden, Greg Mailey, Michael Mayer, Rylie Mills, Paul Moala, Quinn Murphy, Caleb Oford, Jason Onye, Nana Osafo-Mensah, Jarrett Patterson, Alex Peitsch, Jack Polian, Ron Powlus III, Isaiah Pryor, Drew Pyne, Conor Ratigan, Philip Riley, Jake Rittman, Gabriel Rubio, Chris Salerno, Matt Salerno, Hakim Sanfo, Eddie Scheidler, Will Schweitzer, Charlie Selna, Davis Sherwood, Adam Shibley, Max Siegel II, Shayne Simon, Rocco Spindler, Lorenzo Styles, Myron Tagovailoa-Amosa, George Takacs, Jayden Thomas, Marcus Thorne, Chance Tucker, Chris Tyree, Chris Velotta, Michael Vinson, KJ Wallace, Justin Walters, Xavier Watts, Drew White, Brennan Wicks, Joe Wilkins Jr., Kyren Williams, Tyler Wilson, Andrew Yanoshak.

Note: Class years are academic enrollment; Eligibility is in regards to on the field.

Table with columns: No., Name, Pronunciation. Rows include Jayson Ademilola, Justin Ademilola, Litchfield Ajavon, Leo Albano, Sam Assaf, Kevin Bauman, Cane Berrong, Jordan Botelho, TaRiq Bracy, Tyler Buchner, Cole Capen, Jack Coan.

Table with columns: No., Name, Pronunciation. Rows include Pat Coogan, Zeke Correll, Jonathan Doerer, Alexander Ehrensberger, Griffin Eifert, Osita Ekwonu, Audric Estime, C'Bo Flemister, Ramon Henderson, Khari Gee, Kurt Hinish.

Table with columns: No., Name, Pronunciation. Rows include Isaiah Foskey, Giovanni Ghilotti, Aidan Keanaaina, Kahanu Kia, Andrew Kristofic, Marist Liufau, Michael Mayer, Paul Moala, Jason Onye, Nana Osafo-Mensah, Alex Peitsch.

Table with columns: No., Name, Pronunciation. Rows include Ron Powlus III, Eddie Scheidler, Will Schweitzer, Rocco Spindler, Myron Tagovailoa-Amosa, George Takacs.



Table with columns: No. Name, Pos., Ht., Wt., Cl., Elg., Hometown/High School. Rows 0-38.

Table with columns: No. Name, Pos., Ht., Wt., Cl., Elg., Hometown/High School. Rows 39-99.

Note: Class years are academic enrollment; Eligibility is in regards to on the field.

Table with columns: No., Name, Pronunciation. Rows 57-17.

Table with columns: No., Name, Pronunciation. Rows 78-41.

Table with columns: No., Name, Pronunciation. Rows 7-44.

Table with columns: No., Name, Pronunciation. Rows 11-85.



NOTRE DAME OFFENSE

Pos.	No.	Name	Ht.	Wt.	Class	Elig.*
WR	4	Kevin Austin Jr.	6-2	215	Sr.	Jr.
	16	Deion Colzie	6-4 ¾	195	Fr.	Fr.
WR	3	Avery Davis	5-11	202	Gr.	Sr.
	29	Matt Salerno	6-0 5/8	199	Sr.	Jr.
LT	76	Joe Alt	6-7 5/8	305	Fr.	Fr.
	79	Tosh Baker	6-8	307	So.	Fr.
LG	73	Andrew Kristofic	6-4 ¼	295	Jr.	So.
	52	Zeke Correll	6-3	295	Jr.	So.
	50	Rocco Spindler	6-4 5/8	300	Fr.	Fr.
C	55	Jarrett Patterson	6-4 ½	307	Sr.	Jr.
	78	Pat Coogan	6-5 1/8	305	Fr.	Fr.
RG	62	Cain Madden	6-2 ½	310	Gr.	*Sr.
	56	John Dirksen	6-5 1/8	306	Sr.	Jr.
RT	75	Josh Lugg	6-6 7/8	305	Gr.	Sr.
	77	Quinn Carroll	6-6 5/8	313	Jr.	So.
TE	87	Michael Mayer	6-4 ½	251	So.	So.
	85	George Takacs	6-6	247	Sr.	Jr.
	88	Mitchell Evans	6-5 1/8	250	Fr.	Fr.
or	45	Michael Carmody	6-5 1/2	290	So.	Fr.
WR	0	Braden Lenzy	5-11 3/8	182	Sr.	Jr.
	21	Lorenzo Styles	6-1 1/8	195	Fr.	Fr.
QB	17	Jack Coan	6-3 ¼	223	Gr.	Sr.
	10	Drew Pyne	5-11 ½	200	So.	Fr.
	12	Tyler Buchner	6-1	215	Fr.	Fr.
RB	23	Kyren Williams	5-9	199	Jr.	So.
	25	Chris Tyree	5-9 ½	190	So.	So.
or	22	Logan Diggs	6-0	206	Fr.	Fr.

NOTRE DAME DEFENSE

Pos.	No.	Name	Ht.	Wt.	Class	Elig.*
VYP	7	Isaiah Foskey	6-5	260	Jr.	So.
	9	Justin Ademilola	6-1 ¾	255	Sr.	Jr.
or	12	Jordan Botelho	6-2 ½	245	So.	So.
DT	57	Jayson Ademilola	6-3	280	Sr.	Sr.
	99	Rylie Mills	6-5 1/8	283	So.	So.
	54	Jacob Lacey	6-1 5/8	275	Jr.	Jr.
NG	41	Kurt Hinich	6-1 ¾	300	Gr.	*Sr.
	56	Howard Cross III	6-0 7/8	275	Jr.	So.
	54	Jacob Lacey	6-1 5/8	275	Jr.	Jr.
DE	95	Myron Tagovailoa-Amosa	6-2 ½	268	Gr.	Sr.
	31	Nana Osafo-Mensah	6-3 1/8	250	Jr.	So.
	90	Alexander Ehrensberger	6-6 7/8	255	So.	Fr.
WILL	27	JD Bertrand	6-1	230	Jr.	So.
	32	Prince Kollie	6-2 ½	222	Fr.	Fr.
MIKE	40	Drew White	6-0 ¼	228	Gr.	Sr.
	52	Bo Bauer	6-2 ¾	233	Gr.	Sr.
ROV	24	Jack Kiser	6-1 5/8	222	Jr.	So.
	or	10	Isaiah Pryor	6-1 ½	217	Gr.
or	26	Xavier Watts	5-11 ½	195	So.	Fr.
CB	5	Cam Hart	6-2 ½	205	Jr.	So.
	11	Ramon Henderson	6-2 ½	207	So.	So.
FS	2	DJ Brown	6-0 3/8	200	Sr.	Jr.
	10	Isaiah Pryor	6-1 1/2	217	Gr.	Sr.
SS	3	Houston Griffith	6-0 ¼	202	Gr.	Sr.
	16	KJ Wallace	5-10 ¼	185	Jr.	So.
CB	6	Clarence Lewis	5-11 ½	193	So.	So.
	28	TaRiq Bracy	5-10 1/8	177	Sr.	Sr.

NOTRE DAME SPECIAL TEAMS

Pos.	No.	Name	Ht.	Wt.	Class	Elig.*
KO	39	Jonathan Doerer	6-3	197	Gr.	*Sr.
	91	Josh Bryan	5-11 5/8	183	Fr.	Fr.
PK	39	Jonathan Doerer	6-3	197	Gr.	*Sr.
	91	Josh Bryan	5-11 5/8	183	Fr.	Fr.
P	19	Jay Bramblett	6-1 ½	197	Jr.	Jr.
	39	Jonathan Doerer	6-3	197	Gr.	*Sr.
LS	65	Michael Vinson	6-2	230	Sr.	Jr.
	44	Alex Peitsch	6-1 1/8	210	So.	Fr.

NOTRE DAME SPECIAL TEAMS

Pos.	No.	Name	Ht.	Wt.	Class	Elig.*
HLD	19	Jay Bramblett	6-1 ½	197	Jr.	Jr.
	30	Jake Rittman	6-2 ½	210	Sr.	Jr.
PR	29	Matt Salerno	6-0 5/8	199	Sr.	Jr.
or	23	Kyren Williams	5-9	199	Jr.	So.
KR	25	Chris Tyree	5-9 ½	190	So.	So.
	29	Matt Salerno	6-0 5/8	199	Sr.	Jr.

* - Super Senior

Note: Class years are academic enrollment; Eligibility is in regards to on the field.

NAVY - THE LAST TIME

- **November 16, 2019 - Notre Dame 52, Navy 20:** The Notre Dame passing game was all but unstoppable Saturday inside Notre Dame Stadium as the No. 16 Irish cruised to a 52-20 victory over No. 23 Navy. A career day from wide receiver Chase Claypool provided the highlight on a day full of them, accounting for seven catches, 117 yards and a career-high four touchdowns. The senior set a career-long with his 47-yard touchdown catch in the first quarter and his three first-half touchdown receptions were the most by an Irish player since at least 1950. With four scoring catches, Claypool tied the Notre Dame record set by Maurice Stovall against BYU in 2005. Quarterback Ian Book had a similar career performance, finishing 14-of-20 for 284 yards and five touchdowns, including a career-long 70-yard toss to Braden Lenzy in the second quarter. With his fourth touchdown pass, Book became the first quarterback in program history to record four games with four passing touchdowns in a season. With his fifth, he became the first Irish quarterback with three games of five passing touchdowns in a year.

SERIES HISTORY

NAVY (79-13-1)

H: 31-5-0; A: 0-0-0; N: 48-8-1

Brian Kelly Era: 8-2

Location (BK Era)	Year	Score
Meadowlands Stadium	2010	ND 17, Navy 35
Notre Dame Stadium	2011	ND 56, Navy 14
Aviva Stadium	2012	ND 50, Navy 10
Notre Dame Stadium	2013	ND 38, Navy 34
FedEx Field	2014	ND 49, Navy 39
Notre Dame Stadium	2015	ND 41, Navy 24
EverBank Field	2016	ND 27, Navy 28
Notre Dame Stadium	2017	ND 24, Navy 17
SDCCU Stadium	2018	ND 44, Navy 22
Notre Dame Stadium	2019	ND 52, Navy 20

NAVY CONNECTIONS

- Wide receivers coach Del Alexander was the Passing Game Coordinator/Wide Receivers/Quarterbacks coach at UNLV while Navy head coach Ken Niumatalolo was the offensive coordinator on the staff.

CAN'T CONTAIN KYREN

- Running back **Kyren Williams** had one of the best games of his career in the 44-34 win over North Carolina.
- He finished the game with career-highs in rushing yards (199) and all-purpose yards (261).
- **Williams** also tallied a career-long 91-yard rushing touchdown in the fourth quarter. It tied for the fifth longest rush in Notre Dame history and was the longest rush by an Irish player since **Chris Tyree** went 94-yards to the house against Syracuse in 2020.
- It marked the most rushing yards by an Irish player since **Dexter Williams** had 202 against Florida State in 2018.
- **Williams'** 261 all-purpose yards were the third most by any player in FBS during week nine.
- It marked the most all-purpose yards by an Irish player since **Golden Tate** totaled 275 (244 receiving, 31 rushing) against Washington in 2009.
- **Williams** had a career-long 47 yard punt return in the first quarter against the Tar Heels.
- **Williams** rushed for over 100 yards in consecutive games for the first time this season and the third time in his career.
- In the win over Southern Cal, **Williams** had his first 100-yard game of the season, as he finished with 138 yards rushing on the night.
- **Williams** finished the game against the Trojans with two rushing touchdowns for the first time in 2021 and the sixth time in his career.
- He tallied 180 all-purpose yards (138 rushing, 42 receiving) in the win over , the second highest total this season and fourth highest of his career.
- The 180 all-purpose yards were the 10th most in the FBS during week eight and he was just one of three players in the top-10 that week who faced a power 5 opponent.
- **Williams** leads the team with 1,066 all-purpose yards and 707 rushing yards, and he is second on the team in receptions with 27.
- He ranks 22nd in the country with 133.25 all-purpose yards per game and 30th in rushing yards for the season. He is also 23rd in the nation in total touchdowns with 10.

IRISH STOMP TAR HEELS

- The Irish continued their regular season success against the ACC with the 44-34 win over North Carolina.
- It was Notre Dame's 22nd-consecutive win against the ACC during the regular season, a streak that dates back to the 2017 season.
- The Irish improved to 26-1 in the regular season against the ACC since the start of the 2017 season.
- The Irish ground game was at its best all season, as they racked up a season-high 293 rushing yards as a team.
- It was the most rushing yards in a game for the Irish since they busted loose for 353 yards on the ground against Florida State in 2020.

- The Irish eclipsed the 40-point plateau for the second time this season and won their 25th-consecutive game when scoring 40 points or more. Notre Dame is 39-2 all-time under **Brian Kelly** when they score 40 or more points.
- Quarterback **Jack Coan** broke free for a 21-yard rushing touchdown, his longest rush and first rushing touchdown with the Irish.
- Freshman wide receiver **Lorenzo Styles** led the team with a career-high 74 yards and tied a career high with three receptions. He also had a career-long 40-yard reception in the third quarter.
- Fellow freshman running back **Logan Diggs** scored his first-career-rushing touchdown. He finished the game with career highs in rushes (11) and rushing yards (42).
- Defensive lineman **Jordan Botelho** notched his first-career sack in the fourth quarter. He is the 10th different Irish player with a sack this season.

FREAKY FOSKEY

- **Isaiah Foskey** has been the most consistent member of the Irish defensive line this season as he leads the team in sacks (9.0) and tackles-for-loss (9.5).
- He has 9.0 sacks on the year, a number that ranks third in the country.
- He has recorded at least one sack in seven of the eight games this season.
- His 9.0 sacks are the most by an Irish player since **Stephon Tuitt** had 12.0 during the 2012 season.
- The mark ranks tied with **Renaldo Wynn** for sixth all-time at Notre Dame for most sacks in a single season.

2021 FOSKEY RECORD WATCH

Record	Player	Leaders
Total Sacks (Season)	Isaiah Foskey	1. 13.5 - Justin Tuck (2003) 2. 12.0 - Stephon Tuitt (2012) 3. 10.5 - Victor Abiamiri (2006) 4. 10.0 - Bert Berry (1996) 10.0 - Mike Gann (1984) 6. 9.0 - Isaiah Foskey (2021) 9.0 - Renaldo Wynn (1996)

- **Foskey** also ranks in the top-10 in the country in forced fumbles. He is tied for seventh with two fumble recoveries and tied for eighth with three forced fumbles.
- He has contributed on a team-high five turnovers this season (three forced fumbles, two fumble recoveries).
- In the win over Southern Cal, **Foskey** set a career high with two forced fumbles and tied a career high with 2.0 sacks.
- **Foskey** forced his first-career fumble against Cincinnati after recording his first-career fumble recovery in the win over Wisconsin.
- **Foskey** began the season with a career-high eight tackles, 2.0 tackles-for-loss and 2.0 sacks in the road win over Florida State.

HONORS & AWARDS

LB Bo Bauer (Jr.)

- Reese's Senior Bowl Watch List

P Jay Bramblett (Jr.)

- Ray Guy Award Watch List

QB Jack Coan (Gr.)

- Johnny Unitas Golden Arm Award Watch List
- Davey O'Brien Award's Great 8 List (Week 1)
- Manning Award Star of the Week (Week 1)
- Mayo Clinic Comeback Player of the Year Award Nominee
- Johnny Unitas Golden Arm Award Top-25 Candidate
- Senior CLASS Award Finalist

WR Avery Davis (Gr.)

- Team Captain
- Earl Campbell Tyler Rose Award Watch List
- Reese's Senior Bowl Watch List

K Jonathan Doerer (Gr.)

- Lou Groza Award Stars of the Week (Week 1)

S Kyle Hamilton (Jr.)

- Team Captain
- Walter Camp Preseason All-American First Team
- Associated Press Preseason All-American First Team
- Bednarik Award Watch List
- Paycom Jim Thorpe Award Preseason Watch List
- Nagurski Trophy Watch List
- Walter Camp Player of the Year Watch List
- Lott IMPACT Trophy Watch List
- Lott IMPACT Trophy Player of the Week (Week 1)
- Athlon Defensive Player of the Week (Week 3)
- Walter Camp Defensive Player of the Week (Week 3)
- Bednarik Award Player of the Week (Week 3)
- Associated Press First Team Midseason All-American
- The Athletic First Team Midseason All-American
- CBS Sports First Team Midseason All-American
- Paycom Jim Thorpe Award Semifinalist
- Bednarik Award Semifinalist

DL Kurt Hinish (Gr.)

- Team Captain

Brian Kelly

- Dodd Trophy Midseason Watch List

OL Josh Lugg (Sr.)

- Reese's Senior Bowl Watch List

BE LIKE MIKE

- Tight end **Michael Mayer** is one of the best tight ends in the country, as he ranks in the top-five among tight ends in receptions and receiving yards per game. He ranks fourth in receptions with 41 and fifth in receiving yards per game with 66.4.
- For the season, 24 of his 41 receptions have resulted in a first down for the Irish.
- He moved up in the Notre Dame record books after the four receptions for 51 yards in the home win over North Carolina. He moved into seventh for most receiving yards by a tight end for his career. He also moved into ninth for most receptions by a tight end in a single season (41) and 10th for receiving yards by a tight end in a single season (465).
- He notched five receptions for 54 yards in the home win over Southern Cal. He has totaled at least five receptions in five of his seven games this season.
- He led the Irish against Cincinnati with eight receptions and 93 yards on the afternoon. He has led the team in receptions four times this season and against the Bearcats it was the fourth time this year he has hauled in seven or more passes.
- **Mayer** had seven catches for 61 yards in the win over Wisconsin at Soldier Field.
- In the win over Toledo, **Mayer** finished the game with team-high marks in receptions with seven, yards with 81 and touchdowns with two.
- It was the first time in **Mayer's** career that he tallied a multi-touchdown game.
- Dating back to last season, **Mayer** collected seven or more receptions in three-straight games (Alabama, Florida State and Toledo). The last Irish receiver to have three-consecutive games with seven or more receptions was Michael Floyd in 2011 (Maryland - 8; Boston College - 10 and Stanford - 8).
- In just his second collegiate season, **Mayer** is already climbing the ranks in the Notre Dame Record Book:

2021 MAYER RECORD WATCH

Record	Player	Leaders
Tight End Receptions (Season)	Michael Mayer	1. 63 - Tyler Eifert (2011) 2. 54 - Ken MacAfee (1977) 3. 50 - Tyler Eifert (2012) 4. 47 - John Carlson (2006) 47 - Anthony Fasano (2005) 6. 43 - Cole Kmet (2019) 7. 42 - Michael Mayer (2020) 42 - Tony Hunter (1982) 9. 41 - Michael Mayer (2021)
Tight End Receptions (Career)	Michael Mayer	1. 140 - Tyler Eifert (2009-12) 2. 128 - Ken MacAfee (1974-77) 3. 100 - John Carlson (2004-07) 4. 92 - Anthony Fasano (2003-05) 5. 90 - Kyle Rudolph (2008-10) 6. 83 - Michael Mayer (2020-)

Tight End Receiving Yards (Season)	Michael Mayer	1. 803 - Tyler Eifert (2011) 2. 797 - Ken MacAfee (1977) 3. 685 - Tyler Eifert (2012) 4. 634 - John Carlson (2006) 5. 576 - Anthony Fasano (2005) 6. 515 - Cole Kmet (2019) 7. 507 - Tony Hunter (1982) 8. 498 - Troy Niklas (2013) 9. 483 - Ken MacAfee (1976) 10. 465 - Michael Mayer (2021)
Tight End Receiving Yards (Career)	Michael Mayer	1. 1,840 - Tyler Eifert (2009-12) 2. 1,759 - Ken MacAfee (1974-77) 3. 1,102 - Anthony Fasano (2003-05) 4. 1,093 - John Carlson (2004-07) 5. 1,032 - Kyle Rudolph (2008-10) 6. 924 - Dean Maszta (1978-81) 7. 915 - Michael Mayer (2020-)

CREATING HAVOC

- Under new defensive coordinator **Marcus Freeman**, the Irish defense has been one of the nation's best at creating havoc plays this season, as Notre Dame has totaled 17 takeaways this season. The 17 takeaways are tied for ninth nationally.
- Of those 17 takeaways, the Irish have recorded 12 interceptions from eight different players.
- The eight players with an interception is the most since 2014 when they had nine different players for the whole season.
- The 12 interceptions is currently tied for sixth in the NCAA. It is the most interceptions since 2018 when the Irish had 12 for the entire season.
- The Irish also get after the quarterback this season, as they are tied for 19th with 23 sacks. 10 different players have recorded a sack this season after **Jordan Botelho** got his first sack of the season against North Carolina.
- **Kyle Hamilton** leads the team with three interceptions, a mark that is tied for 10th nationally.
- **Hamilton** and **Cam Hart** both had two interceptions in a game this season, the first time since 2018 that the Irish have had two players with two interceptions in a game in the same season (**Jalen Elliott** and **Alohi Gilman**).
- The depth of the defense has been on full display as 15 different players have recorded a tackle for loss this season.
- The defense has also been able to find the endzone this season with two defensive scores. The two touchdowns are tied for 12th nationally.

SUPER SPECIALISTS

- The Irish entered the 2021 season with the same kicker and punter for the third straight season with the return of kicker **Jonathan Doerer** and punter **Jay Bramblett**.
- **Doerer** returns for his fifth season with the Irish thanks to the extra year of eligibility and is working his way up the Irish record book:

HONORS & AWARDS, CONT.

OL Cain Madden (Gr.)

- Walter Camp Preseason All-American Second Team
- Associated Press Preseason All-American First Team
- Outland Trophy Watch List
- Rotary Lombardi Award Watch List
- Reese's Senior Bowl Watch List

TE Michael Mayer (So.)

- Biletnikoff Award Watch List
- John Mackey Award Watch List
- John Mackey Tight End of the Week (Week 2)
- John Mackey Award Semifinalist

OL Jarrett Patterson (Sr.)

- Team Captain
- Associated Press Preseason All-American Second Team
- Rimington Trophy Watch List
- Outland Trophy Watch List
- Rotary Lombardi Award Watch List
- Rimington Trophy Midseason Watch List

DL Myron Tagovailoa-Amosa (Gr.)

- Team Captain
- Allstate AFCA Good Works Team Nominee
- Nagurski Trophy Watch List
- Wuerffel Trophy Watch List
- Reese's Senior Bowl Watch List
- Polynesian College Player of the Year Award Watch List

LS Michael Vinson

- Patrick Mannelly Award Watch List

RB Kyren Williams (So.)

- Team Captain
- Associated Press Preseason All-American First Team
- Maxwell Award Watch List
- Doak Walker Award Candidate
- Paul Hornung Award Watch List
- Walter Camp Player of the Year Watch List
- Paul Hornung Award Honor Roll (Week 3)
- Paul Hornung Award Honor Roll (Week 6)
- Paul Hornung Award Honor Roll (Week 8)
- Paul Hornung Award Honor Roll (Week 9)

LB Drew White (Sr.)

- Team Captain
- Reese's Senior Bowl Watch List

2021 DOERER RECORD WATCH

Record	Player	Leaders
Field Goals Made (Career)	Jonathan Doerer	1. 59 - Justin Yoon (2015-18) 2. 57 - Kyle Brindza (2011-14) 3. 51 - John Carney (1984-86) 4. 46 - Nicholas Setta (2000-03) 5. 45 - Jonathan Doerer (2017-)
Extra Points Made (Career)	Jonathan Doerer	1. 190 - Justin Yoon (2015-18) 2. 177 - Craig Hentrich (1989-92) 3. 139 - Jonathan Doerer (2017-)
Extra Point Percentage (Career)	Jonathan Doerer	1. 99.0 (110-111) - Nicholas Setta (2000-03) 2. 98.6 (139-141) - Jonathan Doerer (2017-)

- **Doerer** is currently tied for 20th nationally in field goals per game with 1.50.
- He had a season-best three field goals made and 14 points in the win over North Carolina.
- **Bramblett** has played in every game (33) for the Irish since he came to campus prior to the 2019 season.
- He sits eighth all-time in Notre Dame history with 144 punts in his career.
- He is ranked fourth all-time in Notre Dame history with a 41.9 career punting average.
- **Bramblett** launched a career-long 72-yard punt in the win over Wisconsin this season. It was the longest punt by an Irish player since Hunter Smith had a 79-yard punt against Arizona State in 1998.

BALLIN' BERTRAND

- Linebacker **JD Bertrand** continues to lead the Irish in tackles after recording six in the win over North Carolina.
- He leads the Irish with 71 tackles on the season and has led or tied for the lead in tackles in seven of the eight games this season.
- He has had at least six tackles in all eight games this season.
- **Bertrand** has 43 solo tackles on the season and is tied for 14th in the nation with 5.4 solo tackles per game.
- He has totaled double digit tackles in four of the eight games this season after having 10 in the win over Virginia Tech.
- **Bertrand** tied a career high with 12 tackles in the win over Purdue after he tallied 11 against Toledo and also had 12 in the season-opener against Florida State.
- The sophomore from Marietta, Georgia was the first Irish player to begin a season with three-straight double-digit tackles games since Courtney Watson back in 2001.
- He is also the first Irish player to have three-consecutive games with double-digit tackles since Alohi Gilman in 2018-19. Gilman had 10 tackles against Southern Cal and then 18 against Clemson in the College Football Playoff

Semifinal in 2018 and followed it up with 10 tackles in the 2019 season opener against Louisville.

- In the win over Toledo, **Bertrand** set a career high in sacks (1.0) and recovered his first career fumble to seal the game late in the fourth quarter.
- **Bertrand** got his first career start in the opener against Florida State and his 12 tackles were the most by an Irish linebacker since Te'von Coney had 16 on Dec. 28, 2018 against Clemson.

AMONG THE NATIONS BEST

- Since the start of 2018, Notre Dame is 40-6 (.870). That rate ranks fifth among all teams who have made an appearance in the College Football Playoff since its inception in 2014.
- Among those teams, Notre Dame is one of just five teams that have totaled six or fewer losses since the beginning of 2018.
- The Irish are one of five teams who have made playoff appearances in multiple seasons.

School	Record Since 2018	Win Pct.
Alabama	45-4	.918
Ohio State	40-4	.909
Clemson	44-6	.880
Oklahoma	42-6	.875
NOTRE DAME	40-6	.870
Georgia	39-7	.848
LSU	34-12	.739
Oregon	32-11	.744
Washington	25-14	.641
Michigan State	24-17	.585
Florida State	17-25	.405

IRISH IN THE POLLS

- The Irish checked in this week at No. 8 in the AP and Coaches poll.
- Notre Dame has been ranked in the AP Top 25 for 72-consecutive weeks, the longest such streak for the Irish since the 1994 season (124 weeks).

Notre Dame - Consecutive Weeks Appearing in the AP Poll	Seasons
124	1987-1994
97	1969-1975
75	1942-1950
72	2017-Current
46	1952-1956
41	1964-1967

- The 72-week run currently ranks third among all FBS active streaks, which do not include teams who were not listed in the initial AP polls at the beginning of the 2020 season (Big Ten and Pac-12).

Team	Weeks	Seasons
Alabama	223	2008-21
Georgia	76	2017-21
NOTRE DAME	72	2017-21
Cincinnati	38	2019-21

IRISH CONQUER TROJANS

- Notre Dame retained the Jeweled Shillelagh Trophy with its fourth-straight win against the Trojans after the 31-16 win on Oct. 23.
- The four-straight wins over Southern Cal is the longest-win streak for the Irish against the Trojans since 1983-93 when they won 11-straight games.
- With the win, the Irish continue to hold all five of their traveling rivalry trophies, a feat they have held since the 2018 season.
- Head coach Brian Kelly improved to 8-3 all-time against Southern Cal. He tied Frank Leahy for the second-most wins all-time against the Trojans.
- Notre Dame also extended its win-streak to 32 games when allowing fewer than 20 points.
- The 16 points marked the fewest points Southern Cal has scored in a game since Sept. 28, 2019, when they were limited to 14 points against Washington.
- It was the ninth-straight home night win for the Irish, a streak that dates back to the 2017 season.
- Notre Dame had five drives of 70 yards or more in the win. The last time they had five 70-yard drives or more in a game was Oct. 10, 2020, in a win over Florida State
- The Irish improved to 10-2 all-time under Kelly coming off the bye week.

ENTER SANDMAN, EXIT IRISH

- The Irish secured another comeback win this season when they scored 11-unanswered points to defeat Virginia Tech 32-29 at Lane Stadium on Oct. 9.
- The win gave the Irish their third win this season when trailing in the fourth quarter. It ties for the most in a single season during the Kelly era.
- The win was also the eighth-straight road win for the Irish, a streak that goes back to 2019.
- Quarterback **Jack Coan** led the Irish on two scoring drives in the final three minutes to complete the comeback. It is his second game-winning drive in the final two minutes of the season after not having one in his career entering this year.
- Fellow quarterback **Tyler Buchner** set a Notre Dame record in the win. He is the first true freshman quarterback to have a passing and rushing touchdown in the same game.
- **Buchner** had his first career rushing touchdown in the second quarter, followed by a passing touchdown to Kyren Williams right before halftime to give the Irish their first

lead of the night.

- **Buchner** finished with a career-high 113 passing yards and a career-long 46-yard pass to **Kevin Austin Jr.**
- **Williams** had 107 all-purpose yards (81 rushing, 26 receiving) for his fourth game this season with 100 all-purpose yards or more. He had a rushing and a receiving touchdown in the same game for the third time in his career.
- Cornerback **TaRiq Bracy** notched his first career interception against the Hokies.
- Kicker **Jonathan Doerer** hit his second game-winning field goal this season with the 48-yarder with 17 seconds left in the fourth quarter that put the Irish up for good.

MONSTERS OF THE MIDWAY

- Notre Dame's defense had shades of the 1985 Bears when they flexed their muscle in the 41-13 win over #15/#18 Wisconsin on Sept. 25.
- The Irish allowed just 13 points for the second-consecutive game and the defense scored two touchdowns in the win.
- Linebackers **Jack Kiser** and **Drew White** both returned interceptions for touchdowns late in the fourth quarter. It was the first time since 2002 against Stanford that the Irish had two interceptions returned for a touchdown in the same game.
- The Irish also scored on special teams after a 96-yard kickoff return from **Chris Tyree** put Notre Dame up for good in the fourth quarter.
- It was the first Irish kick return for a touchdown since CJ Sanders did it against Army during the 2016 season.
- It was the first kickoff return for a touchdown Wisconsin had given up in its previous 122 games since Duane Bennett did it for Minnesota against the Badgers on Nov. 12, 2011.
- The Irish finished the game with four interceptions and five takeaways total.
- It was the first time since 2013 against Rutgers in the Pinstripe Bowl that the Irish had four interceptions in a game.
- It was the first time since 2019 against Virginia that they had five takeaways in a single game.
- Notre Dame tallied an offensive, defensive and special teams touchdown in the same game for the first time since 2005 against Tennessee. Brady Quinn threw for a touchdown and Tom Zbikowski had a punt return and interception return for a touchdown.
- Wide receiver **Kevin Austin** set career highs with six receptions and two touchdowns. It was the first multi-touchdown game of his career.
- Quarterback **Drew Pyne** came on after the injury to **Jack Coan** and tossed his first career touchdown pass to **Austin** in the fourth quarter.
- **Pyne** finished with six completions for 81 yards and a touchdown, which were all career-best numbers.
- Punter **Jay Bramblett** boomed a 72-yard punt in the

second quarter. It was the longest punt by an Irish player since Hunter Smith had a 79-yard punt against Arizona State in 1998.

- The Irish scored 31 points in the final quarter, setting the modern record for most points scored in the fourth quarter. The all-time record for most points scored in the fourth quarter was 32 against St. Viator back in 1912.
- The last time Notre Dame scored 31 points in a quarter was on Sept. 14, 2019 against New Mexico in the second quarter.

SURPASSING A LEGEND

- With the 41-13 win on Sept. 25 over Wisconsin, head coach **Brian Kelly** surpassed Knute Rockne for the most wins all-time in Notre Dame history with 106⁺.
- **Kelly** stands alone as the only Irish coach in history to post six seasons with 10 wins or more (2012⁺, 2015, 2017, 2018, 2019 and 2020).
- **Kelly** is in his 12th year on the Irish sidelines and is just the second coach in Notre Dame history to coach 12 or more years in South Bend (Rockne - 13).

SHILLELAGH STAYS HOME

- The Irish extended their winning streak to nine games over Purdue to retain the Shillelagh Trophy with the 27-13 win on Sept. 18.
- The Irish defense limited the Boilermakers to their fewest points in a game since Oct. 26 2019 against Illinois.
- With the win, the Irish extended its longest modern-era home winning streak to 26 games.
- Running back **Kyren Williams** led the way with 168 all-purpose yards.
- Quarterback **Jack Coan** finished the day with 223 yards and two touchdowns, his third-straight game with two touchdowns or more.
- It is the first time in Coan's career he has had two or more touchdowns in three-straight games. It is also Coan's second career streak of three-straight games with 200 yards passing or more.
- Wide receiver **Avery Davis** was **Coan's** favorite target against Purdue as he had a career day with five receptions for 120 yards and a 62-yard touchdown reception.

HAMILTON THE HUNTER

- Safety **Kyle Hamilton** tied a career high with 10 tackles and hauled in an interception in the win over Purdue.
- One of his tackles stopped a fourth-down conversion for the Boilermakers in the first quarter. The Irish offense scored a touchdown on the ensuing drive to take a lead they would not relinquish the rest of the game.
- **Hamilton's** interception came in the fourth quarter to

improve his total to three on the year.

- He has eight interceptions in his Irish career which is just three shy from tying Shane Walton and Todd Lyght for ninth all-time in program history.
- Following his performance against Purdue, he garnered player of the week awards from Walter Camp, Bednarik Award and Athlon.

TALKING TOLEDO

- With the Irish trailing by five with 1:35 left in the home-opener against Toledo, quarterback **Jack Coan** led the Irish on the 75-yard game-winning drive in just three plays that was capped off with an 18-yard touchdown pass to **Michael Mayer**. After the two-point conversion, the Irish took a 32-29 lead that they would not relinquish to improve to 2-0 on the season.
- It was **Coan's** first game-winning drive in the final two minutes of the game in his career.
- The last time the Irish had a game-winning drive in the final minutes of the game was in 2019 when Ian Book led an 18-play, 87-yard touchdown drive to defeat Virginia Tech 21-20.
- **Coan** finished the game with 239 yards and two touchdowns. It is just the third time in his career that he has had back-to-back multi-touchdown games.
- Fellow quarterback **Tyler Buchner** made his collegiate debut against the Rockets and ripped off a 26-yard run on the first snap of his career.
- **Buchner** led the Irish on a five-play, 96-yard drive in his first-career series than ended in a 43-yard touchdown run from **Kyren Williams**.
- In the fourth quarter, **Buchner** recorded his first touchdown pass when he connected with **Chris Tyree** for a 55-yard strike.
- It was **Tyree's** longest-career-reception and his first-receiving touchdown of his career.
- The win gave the Irish their second-consecutive win by three points or less. It is the first time since the 2009 season that Notre Dame has won back-to-back games by three points or less. In 2009, the Irish defeated Michigan State 33-30 and followed it up with a 24-21 win over Purdue.
- Notre Dame won its first game when trailing at halftime since Sep. 28, 2019, when they defeated Virginia, 35-20, after trailing, 17-14, at the half.

SUNDAY'S BEST

- The Irish opened the 2021 season as the only college football game on Labor Day Sunday and they did not disappoint in their 41-38 overtime thriller over the Seminoles, as Graduate student **Jonathan Doerer** hit a 41-yard field goal in the first overtime to clinch the win for the Irish. He was awarded the game ball following the

game. He was also named a Lou Groza Award Star of the Week following his performance against the Seminoles.

- It was the first Irish win on the final play of the game since 2014 when the Irish defeated LSU in the Music City Bowl on a 32-yard Kyle Brindza field goal as time expired.
- Notre Dame recorded its first overtime road win in program history against the Seminoles. The Irish were previously 0-3 in road overtime games since it was adopted prior to the 1996 season.
- The Irish also claimed their fifth-consecutive season opening win. Notre Dame improved to 10-2 under head coach **Brian Kelly** in season openers.
- Notre Dame tallied 41 points in the win, the most in a season-opener since 2017, when they scored 49 in the win over Temple.
- The Irish improved to 26-5-2 in true road games to open the season with the win. They have won four of their last five true road season-openers.

YOU DON'T KNOW JACK

- Graduate student **Jack Coan** had one of the best games of his collegiate career as he set career highs with 366 yards and four touchdowns along with tying a career high with 26 completions in the win over Florida State.
- The 366 yards set a Notre Dame record for most passing yards in a season-opening game. The previous record was held by current offensive coordinator **Tommy Rees** when he threw for 346 yards against Temple in 2013.
- **Coan** also tied the Notre Dame record for most passing touchdowns in a season-opener with four. He tied with Jimmy Clausen (2009) and Ron Powlus (1994).
- His 366 yards ranked fifth nationally for Week 1 and he was the only quarterback in the Top-5 who had a true road game.
- He became the eighth-straight quarterback to record a win in their first start with the Irish, a streak dating back to the 2007 season.
- On the first drive of the game, **Coan** connected with **Michael Mayer** for a 41-yard touchdown pass on fourth-and-one to give the Irish an early 7-0 advantage just over two minutes into the game.
- **Coan** got the Irish back in front when he hit **Joe Wilkins Jr.**, for a 23-yard touchdown pass with 2:25 remaining in the first half.
- After falling behind in the beginning of the third quarter, **Coan** brought the Irish back ahead on the very next drive. He went 3-for-3 on the ensuing drive and capped it with a 37-yard touchdown pass to **Kevin Austin Jr.**, on third-and-one.
- His fourth touchdown pass of the night came on the next drive in the third quarter where he went 4-for-4 for 79 yards. Facing third and goal, he hit **Kyren Williams** in the flat for a six-yard touchdown pass.
- All four of his touchdown passes came on third or fourth down.

THE MAYER OF TALLAHASSEE

- Sophomore tight end **Michael Mayer** did not waste any time making an impact this season for the Irish, as he was the main target on their very first drive of the season.
- One the first play from scrimmage, Coan hit Mayer in the flat for a 25-yard pass. Four plays later, the pair connected on a 41-yard touchdown pass on fourth-and-one to put the Irish ahead 7-0. The 41-yard reception was a career best mark for Mayer.
- At the half, Mayer had five receptions for 89 yards. The 89 yards had already bested his previous career high mark of 73 yards.
- He finished the game with 120 receiving yards for his first 100-yard game of his career.
- He was the first Irish tight end to record a 100-yard game since Cole Kmet had 108 yards against Georgia in 2019.
- He finished the night with career-best marks in receptions (nine) and yards (120).
- The nine receptions ties the Notre Dame record for most receptions by a tight end in a single game.
- The 120 yards receiving was the most by an Irish tight end since Sept. 11, 2010 when Kyle Rudolph hauled in 164 yards against Michigan.
- It also ranks fifth all-time in Notre Dame history for most receiving yards in a single game by a tight end.
- He tied for the NCAA lead for receiving yards among tight ends in Week 1. He was the only player tied for the lead who played in a true road game.

I AM KYLE HAMILTON

- Junior safety Kyle Hamilton made his presence known in the season opening win over the Seminoles.
- He recorded two interceptions for the first multi-interception game of his career. He also totaled six tackles on the night.
- Hamilton was tied for the lead nationally for interceptions during Week 1. He was just one of two players to have two interceptions in true road games.
- He was the first Irish player to record two interceptions in a game since Alohi Gillman had two against Syracuse in 2018.
- After both interceptions, the Irish offense scored a touchdown.

2021 CAPTAINS

- Dick Corbett Head Football Coach Brian Kelly announced seven team captains for Notre Dame's 2021 football campaign this fall. They include Avery Davis, Kyle Hamilton, Kurt Hinish, Jarrett Patterson, Myron Tagavailoa-Amosa, Drew White and Kyren Williams. All seven players were

SWAT captains during the summer workouts.

- The seven captains tie for the most in a single season in Notre Dame history. The Irish named seven captains prior to the 2017 and 2019 seasons.

NEW SHERIFF IN TOWN

- After spending four years at Wisconsin to begin his collegiate career, graduate student Jack Coan transferred to the Irish in the Spring of 2021.
- He played in 25 games for the Badgers, and made 18 starts to finish with a 12-6 career record.
- Coan finished his career at UW third all-time in completion percentage (68%) and third in pass efficiency rating (144.7).
- Prior to this season, Coan was named to the Johnny Unitas Golden Arm Award Watch List.

CHANGING OF THE GUARD

- After having one of the most experienced offensive lines in the country in 2020, the Irish have a number of new faces on the line this year.
- **Jarrett Patterson** and **Josh Lugg** are the two most experienced lineman returning from the 2020 squad.
- Patterson, a team captain for 2021, has made 29 career starts in his career and is coming off a 2020 season where he was named an honorable mention All-American by Phil Steele.
- Heading into this season, Patterson was named to the Rimington Trophy, Outland Trophy and Rotary Lombardi Award Watch Lists.
- Lugg has played in 44 games and made 16 starts on the line.
- In 2020, he played in 11 of 12 games and made three starts for the offensive line that was a finalist for the Joe Moore Award.
- Prior to this season, Lugg was one of six Irish named to the Reese's Senior Bowl Watch List.
- An impact transfer who will help the Irish on the offensive line is **Cain Madden** who joins the Irish from Marshall.
- Madden was a 2020 Walter Camp Second Team All-American and an AP Second Team All-American.
- He started 9-of-10 games for the Thundering Herd in 2020 and the offensive line paved the way for Marshall to outrush their opponents in 7-of-10 games and outpass opponents in six.
- Prior to the 2021 season, Madden has earned preseason All-American honors from Walter Camp (first team) and the Associated Press (second team). He was also named to the Outland Trophy and Rotary Lombardi Award Watch Lists.

DEEP DEFENSIVE LINE

- Even after losing two starters from last year to the NFL Draft, the Irish bring back some of their most experienced players on the defensive line.
- Graduate student **Kurt Hinish** is the most experienced player returning on the team as he has played 56 games in his career and started in 31 games over the past three seasons.
- The 56 games played is the Notre Dame record for most games played in program history.
- In 2020, Hinish had the best season of his career with a career-best 19 tackles, 7.5 tackles-for-loss and 2.0 sacks.
- Hinish was one of the seven captains named prior to the 2021 season.
- Fellow graduate student **Myron Tagovailoa-Amosa** also brings a wealth of experience back on the line as he has logged 46 games played and 28 starts in his career.
- In 2020, Tagovailoa-Amosa posted career-high numbers with six tackles-for-loss and 2.5 sacks. After the season, he earned second team All-ACC honors.
- Heading into 2021, he joined Hinish in being named one of the seven team captains.
- Tagovailoa-Amosa is also on a number of watch lists heading into the season including the Nagurski Trophy, Wuerffel Trophy, Reese's Senior Bowl and Polynesian Player of the Year. He was also named to the AFCA Good Works Team this preseason.

NOTRE DAME ACC SCHEDULING AGREEMENT

- In a partnership that began in 2014, the University of Notre Dame and the Atlantic Coast Conference agreed to schedule the Irish to play, on average, five ACC opponents each season. Originally scheduled through the 2025 season, the games have now been scheduled through the 2037 campaign.
- Notre Dame is 34-7 (.829) against ACC opponents since the scheduling agreement began during the 2014 season:

Year	Opponent	H/A/N	W/L	Score
2014	Syracuse	N	W	31-15
2014	North Carolina	H	W	50-43
2014	Florida State	A	L	27-31
2014	Louisville	H	L	28-31
2015	Virginia	A	W	34-27
2015	Georgia Tech	H	W	30-22
2015	Clemson	A	L	22-24
2015	Pittsburgh	A	W	42-30
2015	Wake Forest	H	W	28-7
2015	Boston College	N	W	16-13
2016	Duke	H	L	35-38
2016	Syracuse	N	W	50-33
2016	NC State	A	L	3-10
2016	Miami	H	W	30-27
2016	Virginia Tech	H	L	31-34
2017	Boston College	A	W	49-20
2017	North Carolina	A	W	33-10
2017	NC State	H	W	35-14
2017	Wake Forest	H	W	48-37
2017	Miami	A	L	8-41
2018	Wake Forest	A	W	56-27
2018	Virginia Tech	A	W	45-23
2018	Pittsburgh	H	W	19-14
2018	Florida State	H	W	42-13
2018	Syracuse	N	W	36-3
2019	Louisville	A	W	35-17
2019	Virginia	H	W	35-20
2019	Virginia Tech	H	W	21-20
2019	Duke	A	W	38-7
2019	Boston College	H	W	40-7
2020~	Duke	H	W	27-13
2020~	Florida State	H	W	42-26
2020~	Louisville	H	W	12-7
2020~	Pittsburgh	A	W	45-3
2020~	Georgia Tech	A	W	31-13
2020~	Clemson	H	W	47-40 (2OT)
2020~	Boston College	A	W	45-31
2020~	North Carolina	A	W	31-17
2020~	Syracuse	H	W	45-21
2021	Florida State	A	W	41-38 (OT)
2021	Virginia Tech	A	W	32-29
2021	North Carolina	H	W	44-34

- In 2020, the Irish went 9-0 in ACC play, with wins over Duke, Florida State, Louisville, Pitt, Georgia Tech, Clemson, Boston College, North Carolina and Syracuse.
- In 2019, the Irish went undefeated against the ACC, beating Louisville, Virginia, Virginia Tech, Duke and Boston College as part of the scheduling agreement.
- The Irish improved to 26-1 in regular-season games against Atlantic Coast Conference opponents over the last four seasons (2017-21).
- Notre Dame has won 10-straight ACC road games and 13-consecutive ACC home games.
- There have been, and in the future there will be, seasons when the Irish face just four ACC opponents but will eventually even out the agreement by facing six ACC teams in another year (this occurred in 2014 and 2015 and is set to occur in 2021-22 and 2022-23).

NOTRE DAME ACC FUTURE SCHEDULES

Year	Opponent	H/A/N	Year	Opponent	H/A/N
2021	Virginia	A	2030	Florida State	H
2021	Georgia Tech	H	2030	Louisville	A
2022	North Carolina	A	2030	North Carolina	H
2022	Syracuse	A	2031	*Clemson	A
2022	Boston College	H	2031	Miami	H
2022	Clemson	H	2031	North Carolina	A
2023	NC State	A	2031	NC State	H
2023	Duke	A	2031	Virginia	A
2023	Louisville	A	2032	Florida State	H
2023	Wake Forest	H	2032	Georgia Tech	A
2023	Clemson	A	2032	Louisville	H
2023	Pittsburgh	H	2032	Miami	A
2024	Miami	H	2032	Wake Forest	H
2024	Georgia Tech	A	2033	Boston College	A
2024	Florida State	H	2033	Duke	A
2024	Virginia	H	2033	Louisville	A
2025	Miami	A	2033	Pittsburgh	H
2025	NC State	H	2033	Virginia Tech	H
2025	Boston College	A	2034	Clemson	H
2025	Pittsburgh	A	2034	Miami	A
2025	Syracuse	H	2034	Pittsburgh	A
2026	Florida State	A	2034	Syracuse	H
2026	Louisville	H	2034	Virginia	H
2026	North Carolina	A	2035	Boston College	H
2026	Syracuse	H	2035	Duke	H
2026	Virginia	H	2035	Louisville	A
2027	Clemson	A	2035	NC State	A
2027	Duke	A	2035	Virginia	A
2027	Georgia Tech	H	2036	Florida State	H
2027	Virginia Tech	H	2036	Georgia Tech	A
2027	Wake Forest	A	2036	North Carolina	A
2028	Boston College	H	2036	Pittsburgh	H
2028	Clemson	H	2036	*Virginia Tech	A
2028	Miami	H	2037	Clemson	A
2028	Pittsburgh	A	2037	Miami	H
2028	Virginia Tech	A	2037	NC State	H
2029	Florida State	A	2037	Syracuse	A
2029	Georgia Tech	H	2037	Wake Forest	A
2029	NC State	A			
2029	Syracuse	A			
2029	Wake Forest	H			
2030	Boston College	A			
2030	Duke	H			

~~ Irish received new schedule as part of 2020 ACC membership

IRISH VS. THE AMERICAN ATHLETIC CONFERENCE

Team	Home				Away				Neutral				Overall			
	W	L	T	%	W	L	T	%	W	L	T	%	W	L	T	%
Cincinnati	1	1	0	.500	0	0	0	0	0	0	0	0	1	1	0	.500
East Carolina	0	0	0	0	0	0	0	0	0	0	0	0	0	0	0	0
Houston	0	0	0	0	0	0	0	0	1	0	0	100	1	0	0	100
Memphis	0	0	0	0	0	0	0	0	0	0	0	0	0	0	0	0
Navy^	31	5	0	.861	0	0	0	0	48	8	1	.851	79	13	1	.855
SMU	6	1	0	.857	4	1	0	.800	0	1	0	0	10	3	0	.769
South Florida	1	1	0	.500	0	0	0	0	0	0	0	0	1	1	0	.500
Temple^	2	0	0	100	1	0	0	100	0	0	0	0	3	0	0	100
Tulane	4	0	0	100	4	0	0	100	0	0	0	0	8	0	0	100
Tulsa	0	1	0	0	0	0	0	0	0	0	0	0	0	1	0	0
UCF	0	0	0	0	0	0	0	0	0	0	0	0	0	0	0	0
TOTAL	45	9	0	.833	9	1	0	.900	49	9	1	.839	101	19	0	.842

^ - Includes 21 wins vacated under discretionary NCAA penalty.

NOTRE DAME OPPONENT UPDATE

Rk	Team	Record	Last Week	This Week	Next Week
		3-5 2-3 in ACC	L, 20-30 at Clemson	vs. NC State TBD	vs. Miami TBD
		4-4 2-2 in MAC	Bye	vs. Eastern Michigan 7:30 p.m. ET	at Bowling Green TBD
		5-3 3-2 in B1G	W, 28-23 at Nebraska	vs. Michigan St. TBD	at Ohio State TBD
21/RV/RV		5-3 3-2 in B1G	W, 27-7 vs. Iowa	at Rutgers 3:30 p.m. ET	vs. Northwestern TBD
2/2/6		8-0 4-0 in AAC	W, 31-12 at Tulane	vs. Tulsa 3:30 p.m. ET	at South Florida 6 p.m. ET
		4-3 2-2 in ACC	W, 26-17 at Georgia Tech	at Boston College 7:30 p.m. ET	vs. Duke TBD
		4-4 3-3 in Pac-12	W, 41-34 vs. Arizona	at Arizona State TBD	at Cal TBD
		4-4 3-3 in ACC	L, 34-44 at Notre Dame	vs. Wake Forest TBD	at Pitt 7:30 p.m. ET
		2-6 2-4 in AAC	W, 20-17 at Tulsa	at Notre Dame 3:30 p.m. ET	Bye
		6-3 4-2 in ACC	L, 49-66 at BYU	Bye	vs. Notre Dame TBD
		2-5 2-4 in ACC	L, 17-26 vs. Virginia Tech	at Miami 12:30 p.m. ET	vs. Boston College TBD
		3-5 2-4 in Pac-12	L, 13-20 vs. Washington	vs. Utah 10:30 p.m. ET	at Oregon State TBD

COLLEGE FOOTBALL PLAYOFF
 November 4, 2021

Rk	Team	Record	Trend
1	Georgia	8-0	—
2	Alabama	7-1	—
3	Michigan State	8-0	—
4	Oregon	7-1	—
5	Ohio State	7-1	—
6	Cincinnati	8-0	—
7	Michigan	7-1	—
8	Oklahoma	9-0	—
9	Wake Forest	8-0	—
10	NOTRE DAME	7-1	—
11	Oklahoma State	7-1	—
12	Baylor	7-1	—
13	Auburn	6-2	—
14	Texas A&M	6-2	—
15	BYU	7-2	—
16	Ole Miss	6-2	—
17	Mississippi State	5-3	—
18	Kentucky	6-2	—
19	NC State	6-2	—
20	Minnesota	6-2	—
21	Wisconsin	5-3	—
22	Iowa	6-2	—
23	Fresno State	7-2	—
24	San Diego State	7-1	—
25	Pitt	6-2	—

ASSOCIATED PRESS TOP 25 -
 November 4, 2021

Rk	Team (1st Place Votes)	Rec.	Points	Trend
1	Georgia (63)	8-0	1575	—
2	Cincinnati	8-0	1455	—
3	Alabama	7-1	1413	—
4	Oklahoma	9-0	1382	—
5	Michigan State	8-0	1340	+3
6	Ohio State	7-1	1296	-1
7	Oregon	7-1	1233	—
8	NOTRE DAME	7-1	1067	+3
9	Michigan	7-1	1048	-3
10	Wake Forest	8-0	1025	+3
11	Oklahoma State	7-1	915	+4
12	Auburn	6-2	853	+6
13	Texas A&M	6-2	847	+1
14	Baylor	7-1	833	+2
15	Ole Miss	6-2	678	-5
16	UTSA	8-0	460	+7
17	BYU	7-2	450	+8
18	Kentucky	6-2	409	-6
19	Iowa	6-2	342	-10
20	Houston	7-1	338	NR
21	Coastal Carolina	7-1	237	+3
22	Penn State	5-3	182	-2
23	SMU	7-1	176	-4
24	Louisiana Lafayette	7-1	161	NR
25	Fresno State	7-2	151	NR

COACHES POLL TOP 25-
 November 4, 2021

Rk	Team (1st Place Votes)	Rec.	Points	Trend
1	Georgia (64)	8-0	1600	—
2	Cincinnati	8-0	1460	—
3	Alabama	7-1	1453	—
4	Oklahoma	9-0	1423	—
5	Ohio State	7-1	1336	—
6	Michigan State	8-0	1325	+1
7	Oregon	7-1	1198	+1
8	NOTRE DAME	7-1	1056	+3
9	Wake Forest	8-0	838	+4
10	Michigan	7-1	1313	-4
11	Oklahoma State	7-1	684	+4
12	Texas A&M	6-2	736	+2
13	Baylor	7-1	509	+5
14	Auburn	6-2	802	+7
15	Ole Miss	6-2	680	-6
16	Iowa	6-2	512	-6
17	Kentucky	6-2	497	-5
18	UTSA	8-0	401	+4
19	Houston	7-1	349	+10
20	BYU	7-2	310	+6
21	Coastal Carolina	7-1	301	+3
22	NC State	6-2	265	+3
23	Penn State	5-3	215	-6
24	SMU	7-1	192	-8
25	Pitt	6-2	162	-6

Others receiving votes: Pittsburgh 117, North Carolina State 104, **Wisconsin 91**, Mississippi State 79, Arkansas 72, Minnesota 51, San Diego State 50, Appalachian State 23, Utah 11, Iowa State 9, Nevada 2

Others receiving votes: UL Lafayette 156; Fresno State 73; San Diego State 65; Arkansas 65; Minnesota 29; **Wisconsin 26**; Mississippi State 20; Utah 10; Appalachian State 10; Air Force 9; Liberty 4; Iowa State 4; Clemson 4; Arizona State 1.

	GAME 1 Sept. 5, 2021 Doak Campbell Stadium Attend: 68,316 TV: ABC	
--	--	--

(7/9) NOTRE DAME	41
(--/RV) FLORIDA STATE	38

	GAME 2 Sept. 11, 2021 Notre Dame Stadium Attend: 62,009 TV: Peacock	
--	--	--

TOLEDO	29
(7/8) NOTRE DAME	32

TALLAHASSE, Fla. — The No. 7 ranked Notre Dame football team (1-0) outlasted the Florida State Seminoles (0-1), 41-38, in overtime Sunday night at Doak Campbell Stadium. Jonathan Doerer hit a 41-yard field goal to clinch the game in the first overtime after Florida State missed their field goal attempt. Quarterback Jack Coan had a historic first start for the Irish, setting program records for passing yards (366) and tying the program record for touchdowns (4) in a season-opening game.

SCORE BY QUARTERS

	1	2	3	4	OT	FINAL
Notre Dame	7	10	21	0	3	41
Florida State	7	7	6	18	0	38

SCORING SUMMARY

1st 12:49 ND	#87 M.Mayer 41 yd pass from #17 J.Coan (#39 J.Doerer kick), 5-75, 02:11; ND 7, FSU 0
05:12 FSU	#0 J.Corbin 89 yd rush (#88 R.Fitzgerald kick), 2-89, 00:19; ND 7, FSU 7
2nd 10:05 FSU	#13 J.Travis 2 yd rush (#88 R.Fitzgerald kick), 4-45, 01:39; ND 7, FSU 14
05:02 ND	#39 J.Doerer 48 yd FG, 10-46, 05:03; ND 10, FSU 14
02:21 ND	#5 J.Wilkins 23 yd pass from #17 J.Coan (#39 J.Doerer kick), 5-48, 01:24; ND 17, FSU 14
3rd 13:36 FSU	#22 J.Douglas 60 yd pass from #13 J.Travis (kick missed), 3-63, 01:14; ND 17, FSU 20
11:52 ND	#4 K.Austin 37 yd pass from #17 J.Coan (#39 J.Doerer kick), 4-75, 01:44; ND 24, FSU 20
07:05 ND	#23 K.Williams 6 yd pass from #17 J.Coan (#39 J.Doerer kick), 7-69, 04:17; ND 31, FSU 20
04:37 ND	#25 C.Tyree 1 yd rush (#39 J.Doerer kick), 3-32, 01:02; ND 38, FSU 20
4th 13:47 FSU	#7 A.Parchment 8 yd pass from #13 J.Travis (#6 K.Helton pass from #13 J.Travis), 15-75, 05:50; ND 38, FSU 28
05:36 FSU	#8 T.Ward 2 yd rush (#88 R.Fitzgerald kick), 12-88, 04:43; ND 38, FSU 35
00:40 FSU	#88 R.Fitzgerald 43 yd FG, 10-46, 03:35; ND 38, FSU 38
OT1 00:00 ND	#39 J.Doerer 41 yd FG, 4-2; ND 41, FSU 38

TEAM STATISTICS

	ND	FSU
FIRST DOWNS	17	19
RUSHES-YARDS (NET)	35-65	48-264
PASSING YARDS (NET)	366	178
Passes Comp-Att-Int	26-35-1	14-26-3
TOTAL OFFENSE PLAYS-YARDS	70-431	74-442
Fumble Returns-Yards	0-0	0-0
Punt Returns-Yards	1-4	0-0
Kickoff Returns-Yards	0-0	3-72
Interception Returns-Yards	3-4	1-5
Punts (Number-Avg)	6-39.3	4-42.8
Fumbles-Lost	2-0	2-0
Penalties-Yards	5-38	9-54
Possession Time	30:50	29:10
Third-Down Conversions	6-17	7-16
Fourth-Down Conversions	1-2	1-2
Red-Zone Scores-Chances	2-2	3-4
Sacks By: Number-Yards	5-34	4-16

Rushing: Notre Dame- Kyren Williams 18-42 Chris Tyree 7-31, Jack Coan 9--3, TEAM 1--5. **Florida State-** Jashaun Corbin 15-144, Treshaun Ward 11-76, Lawrence Toafli 6-34, Jordan Travis 12-9, McKenzie Milton 3-6, TEAM 1--5.

Passing: Notre Dame- Jack Coan 26-35-1-366. **Florida State-** Jordan Travis 9-19-3-130, McKenzie Milton 5-7-0-48.

Receiving: Notre Dame- Michael Mayer 9-120, Kyren Williams 6-83, Kevin Austin 4-91, Chris Tyree 4-10, Braden Lenzy 2-39, Joe Wilkins 1-23. **Florida State-** Keyshawn Helton 4-53, Ja'Khi Douglas 3-80, Jashuan Corbin 3-6, Malik McClain 1-21, Darion Williamson 1-12, Andrew Parchment 1-8, Ontaria Wilson 1--2.

Interceptions: Notre Dame- Kyle Hamilton 2-0, Clarence Lewis 1-4. **Florida State-** Travis Jay 1-5.

Fumbles: Notre Dame- Team 2-0. **Florida State-** Team 2-0.

@NDFootball
 /NDFootball
 @NDFootball
 @NDFBRecruiting

SOUTH BEND, Ind. — The No. 7/8 ranked Notre Dame football team (2-0) had a flair for the dramatics in its 32-29 come-from-behind win over Toledo (1-1) Saturday afternoon at Notre Dame Stadium. With the Irish trailing by five with 1:35 left, Jack Coan took the Irish down the field in three plays and connected with Michael Mayer on the game-winning 18-yard touchdown pass with 1:09 left.

SCORE BY QUARTERS

	1	2	3	4	Final
Toledo	6	10	0	13	29
Notre Dame	7	7	0	18	32

SCORING SUMMARY

1st 12:45 ND	#87 M.Mayer 4 yd pass from #17 J.Coan (#39 J.Doerer kick), 6-75, 02:15; UT 0, ND 7
10:06 UT	#17 T.Cluckey 31 yd FG, 7-69, 02:32; UT 3, ND 7
04:14 UT	#17 T.Cluckey 32 yd FG, 6-42, 02:49; UT 6, ND 7
2nd 09:21 ND	#23 K.Williams 43 yd rush (#39 J.Doerer kick), 5-96, 02:13; UT 6, ND 14
01:04 UT	#17 T.Cluckey 23 yd FG, 10-35, 04:00; UT 9, ND 14
00:46 UT	#13 C.McDonald Jr. 27 yd interception return (#17 T.Cluckey kick), 00:12; UT 16, ND 14
4th 12:25 ND	#39 J.Doerer 48 yd FG, 13-55, 06:11; UT 16, ND 17
10:57 ND	#25 C.Tyree 55 yd pass from #12 T.Buchner (#39 J.Doerer kick), 1-55, 00:09; UT 16, ND 24
07:48 UT	#22 B.Koback 8 yd pass from #2 C.Bradley (#22 B.Koback pass from #2 C.Bradley failed), 6-89, 03:03; UT 22, ND 24
01:35 UT	#7 D.Finn 26 yd rush (#17 T.Cluckey kick), 7-73, 01:51; UT 29, ND 24
01:09 ND	#87 M.Mayer 18 yd pass from #17 J.Coan (#23 K.Williams pass from #3 A.Davis), 3-75, 00:26; UT 29, ND 32

TEAM STATISTICS

	UT	ND
FIRST DOWNS	16	27
RUSHES-YARDS (NET)	30-124	39-132
PASSING YARDS (NET)	229	317
Passes Comp-Att-Int	20-33-0	24-36-1
TOTAL OFFENSE PLAYS-YARDS	63-353	75-449
Fumble Returns-Yards	1-2	0-0
Punt Returns-Yards-TD	0-0	0-0
Kickoff Returns-Yards	3-58	1-19
Interception Returns-Yards	1-27	0-0
Punts (Number-Avg)	7-45.4	3-49.3
Fumbles-Lost	1-1	2-2
Penalties-Yards	11-99	3-27
Possession Time	30:04	29:56
Third-Down Conversions	7-17	8-14
Fourth-Down Conversions	0-0	0-1
Red-Zone Scores-Chances	4-4	2-2
Sacks By: Number-Yards	6-37	5-25

Rushing: Toledo- Bryant Koback 20-114, Dequan Finn 2-24, Micah Kelly 1-4, Jacquez Stuart 2-3, Carter Bradley 5--21. **Notre Dame-** Kyren Williams 16-78, Tyler Buchner 7-68, Chris Tyree 7-12, TEAM 1--2, Jack Coan 8--24.

Passing: Toledo- Carter Bradley 18-28-1-221, Dequan Finn 2-5-0-8. **Notre Dame-** Jack Coan 21-33-1-239, Tyler Buchner 3-3-1-78.

Receiving: Toledo- Devin Maddox 9-135, Isaiah Winstead 4-44, Bryant Koback 3-16, Jerjuan Newton 1-13, Drew Rosi 1-9, Bryce Mitchell 1-7, Jacquez Stuart 1-5. **Notre Dame-** Michael Mayer 7-81, Kevin Austin 4-63, Avery Davis 3-29, Kyren Williams 3-25, Chris Tyree 2-63, Braden Lenzy 2-33, Joe Wilkins 1-14, Deion Colzie 1-7, Lorenzo Style Jr. 1-2.

Interceptions: Toledo- Chris McDonald Jr. 1-27. **Notre Dame-** None.

Fumbles: Toledo- Carter Bradley 1-1. **Notre Dame-** Kyren Williams 1-1, Jack Coan 1-1.



	GAME 3 Sept. 18, 2021 Notre Dame Stadium Attend: 74,341 TV: NBC	
PURDUE	13	
(10/12) NOTRE DAME	27	

	GAME 4 Sept. 25, 2021 Soldier Field Attend: 59,571 TV: FOX	
(10/12) NOTRE DAME	41	
(15/18) WISCONSIN	13	

SOUTH BEND, Ind. – The No. 10/12 Fighting Irish had its best defensive performance of the season in the 27-13 win over Purdue Saturday afternoon at Notre Dame Stadium. With the win, Dick Corbett Head Football Coach Brian Kelly tied Knute Rockne for most win all-time at Notre Dame (105⁺). Avery Davis had a career day, hauling in five catches for a career-high 120 yards, including a career-long reception of 62 yards for a touchdown. JD Bertrand continued his prolific start to the season with his third straight double-digit tackle game. Bertrand finished with 12 tackles on the day, which tied a career high. Safety Kyle Hamilton was also all over the field and tied a career high with 10 tackles and hauled in his third interception of the season.

SCORE BY QUARTERS

	1	2	3	4	Final
Purdue	3	0	10	0	13
Notre Dame	0	10	7	10	27

SCORING SUMMARY

1st 12:49 PUR	#24 M.Fineran 34 yd FG, 10-32, 03:41; PUR 3, ND 0
2nd 05:12 ND	#23 K.Williams 39 yd pass from #17 J.Coan (#39 J.Doerer kick), 5-66, 02:14; PUR 3, ND 7
10:05 ND	#39 J.Doerer 28 yd FG, 10-48, 03:13; PUR 3, ND 10
3rd 05:02 PUR	#24 M.Fineran 34 yd FG, 9-50, 03:48; PUR 6, ND 10
02:21 ND	#3 A.Davis 62 yd pass from #17 J.Coan (#39 J.Doerer kick), 4-75, 01:07; PUR 6, ND 17
13:36 PUR	#0 M.Wright 2 yd pass from #13 J.Plummer (#24 M.Fineran kick), 6-75, 02:51; PUR 13, ND 17
4th 11:52 ND	#39 J.Doerer 30 yd FG, 11-53, 05:20; PUR 13, ND 20
07:05 ND	#23 K.Williams 51 yd rush (#39 J.Doerer kick), 1-51, 00:11; PUR 13, ND 27

TEAM STATISTICS

	PUR	ND
FIRST DOWNS	19	16
RUSHES-YARDS (NET)	25-57	34-120
PASSING YARDS (NET)	291	223
Passes Comp-Att-Int	36-54-2	15-32-0
TOTAL OFFENSE PLAYS-YARDS	79-348	66-343
Fumble Returns-Yards	0-0	0-0
Punt Returns-Yards	5-34	2-30
Kickoff Returns-Yards	3-50	0-0
Interception Returns-Yards	0-0	2-0
Punts (Number-Avg)	7-38.3	7-42.6
Fumbles-Lost	1-0	0-0
Penalties-Yards	7-70	8-61
Possession Time	34:11	25:49
Third-Down Conversions	4-16	4-17
Fourth-Down Conversions	1-2	1-1
Red-Zone Scores-Chances	3-4	2-2
Sacks By: Number-Yards	4-26	3-24

Rushing: Notre Dame- Kyren Williams 12-91, Chris Tyree 11-29, Tyler Buchner 3-24, TEAM 3--3, Jack Coan 5--21. **Purdue**- King Doerue 10-45, Dylan Downing 8-14, Aidan O'Connell 1-8, Jack Plummer 4--3, Milton Wright 2--7.

Passing: Notre Dame- Jack Coan 15-31-0-223, Tyler Buchner 0-1-0-0. **Purdue**- Jack Plummer 25-36-0-187, Aidan O'Connell 11-18-2-104, Milton Wright 0-0-0-0.

Receiving: Notre Dame- Avery Davis 5-120, Chris Tyree 4-30, Braden Lenzy 3-21, Kyren Williams 2-47, Michael Mayer 1-5. **Purdue**- Jackson Anthrop 7-90, David Bell 7-64, King Doerue 6-39, Payne Durham 6-29, Mershawn Rice 4-37, Milton Wright 3-17, Broc Thompson 2-18, Dylan Downing 1--3.

Interceptions: Notre Dame- Kyle Hamilton 1-0, DJ Brown 1-0. **Purdue**- None.

Fumbles: Notre Dame- None. **Purdue**- Dylan Downing 1-0.

CHICAGO – The No. 10/12 Notre Dame football team used a big fourth quarter to take down No. 15/18 Wisconsin 41-13 Saturday afternoon at Soldier Field. The Irish outscored the Badgers 31-3 in the game's final frame and a 96-yard kickoff return for a touchdown from Chris Tyree gave the Irish the lead they did not relinquish. With the win, Dick Corbett Head Football Coach Brian Kelly surpassed Knute Rockne for most wins all-time in Notre Dame history with 106⁺. Late in the fourth quarter, the Irish returned two interceptions for touchdowns by Jack Kiser and Drew White. It is the first time since 2002 against Stanford that the Irish had two interceptions returned for a touchdown in the same game.

SCORE BY QUARTERS

	1	2	3	4	Final
Notre Dame	0	10	0	31	41
Wisconsin	3	0	7	3	13

SCORING SUMMARY

1st 11:48 UW	#19 C.Larsh 37 yd FG, 5-26, 01:54; ND 0, UW 3
2nd 08:44 ND	#39 J.Doerer 51 yd FG, 16-45, 06:29; ND 3, UW 3
04:48 ND	#4 K.Austin 36 yd pass from #17 J.Coan (#39 J.Doerer kick), 5-51, 02:18; ND 10, UW 3
3rd 09:53 UW	#3 K.Pryor 8 yd pass from #5 G.Mertz (#19 C.Larsh kick), 4-56, 02:01; ND 10, UW 10
4th 14:14 UW	#19 C.Larsh 27 yd FG, 9-30, 03:44; ND 10, UW 13
14:01 ND	#25 C.Tyree 96 yd kickoff return (#39 J.Doerer kick), 00:00; ND 17, UW 13
09:43 ND	#4 K.Austin 16 yd pass from #10 D.Pyne (#39 J.Doerer kick), 6-46, 02:40; ND 24, UW 13
03:20 ND	#39 J.Doerer 37 yd FG, 4-4, 01:35; ND 27, UW 13
02:10 ND	#24 J.Kiser 66 yd interception return (#39 J.Doerer kick), 01:07; ND 34, UW 13
01:01 ND	#40 D.White 48 yd interception return (#39 J.Doerer kick), 01:07; ND 41, UW 13

TEAM STATISTICS

	ND	UW
FIRST DOWNS	17	16
RUSHES-YARDS (NET)	32-3	28-78
PASSING YARDS (NET)	239	240
Passes Comp-Att-Int	21-37-0	18-41-4
TOTAL OFFENSE PLAYS-YARDS	69-242	69-318
Fumble Returns-Yards	0-0	0-0
Punt Returns-Yards	3-20	3-16
Kickoff Returns-Yards	3-132	5-87
Interception Returns-Yards	4-146	0-0
Punts (Number-Avg)	7-46.3	6-49.8
Fumbles-Lost	2-1	2-1
Penalties-Yards	11-93	5-33
Possession Time	31:36	28:24
Third-Down Conversions	5-16	1-14
Fourth-Down Conversions	1-1	0-1
Red-Zone Scores-Chances	2-3	3-3
Sacks By: Number-Yards	1-3	6-33

Rushing: Notre Dame- Kyren Williams 18-33, Chris Tyree 2-6, TEAM 1--1, Drew Pyne 2--16, Jack Coan 9--19. **Wisconsin**- Chez Mellusi 18-54, John Chenal 3-11, Jalen Berger 1-8, Isaac Guerendo 4-5, Graham Mertz 2-0.

Passing: Notre Dame- Jack Coan 15-29-0-158, Drew Pyne 6-8-0-81. **Wisconsin**- Graham Mertz 18-41-4-240.

Receiving: Notre Dame- Michael Mayer 7-61, Kevin Austin 6-76, Avery Davis 4-55, Braden Lenzy 2-23, Joe Wilkins 1-18, Chris Tyree 1-6. **Wisconsin**- Kendrick Pryor 6-69, Danny Davis III 5-64, Chez Mellusi 2-39, Isaac Guerendo 2-6, Clay Cundiff 1-43, Jake Ferguson 1-11, Jalen Berger 1-8.

Interceptions: Notre Dame- Cam Hart 2-32, Jack Kiser 1-66, Drew White 1-48. **Wisconsin**- None.

Fumbles: Notre Dame- Kyren Williams 1-0, Drew Pyne 1-1. **Wisconsin**- Graham Mertz 2-1.



GAME 5

Oct. 2, 2021 | Notre Dame Stadium
Attend: 77,622 | TV: NBC

(7/8) CINCINNATI	24
(7/9) NOTRE DAME	13

SOUTH BEND, Ind. — The No. 7/9 Notre Dame football team dropped its first game at home in four years as its comeback bid fell short in the 24-13 loss to No. 7/8 Cincinnati Saturday at Notre Dame Stadium. After trailing 17-0 at half, the Irish began to mount a comeback in the second half. The Irish turned defense into offense in the third quarter tallying a touchdown four plays after a fumble recovery with a three-yard run into the endzone from Kyren Williams to cut the deficit to 17-7 with 1:19 left in the third. Notre Dame continued to chip away and pulled within a score after Drew Pyne hit Braden Lenzy for a 32-yard touchdown in the fourth quarter. The Irish trailed by just four, 17-13, with 8:20 remaining in the game. The Bearcats put the game out of reach on the ensuing drive that ended with a six-yard touchdown rush from Ritter. It put Cincinnati back up by double-digits and the Irish were unable to overcome the deficit.

SCORE BY QUARTERS

	1	2	3	4	Final
Cincinnati	0	17	0	7	24
Notre Dame	0	0	7	6	13

SCORING SUMMARY

2nd 12:09 CIN	#11 L.Taylor 1 yd pass from #9 D.Ridder (#17 C.Smith kick), 3-8, 01:12; CIN 7, ND 0
10:32 CIN	#17 C.Smith 23 yd FG, 5-12, 01:32; CIN 10, ND 0
00:40 CIN	#7 T.Tucker 27 yd pass from #9 D.Ridder (#17 C.Smith kick), 5-80, 01:08; CIN 17, ND 0
3rd 01:19 ND	#23 K.Williams 3 yd rush (#39 J.Doerer kick), 4-38, 02:01; CIN 17, ND 7
4th 08:20 ND	#0 B.Lenzy 32 yd pass from #10 D.Pyne (#39 J.Doerer kick missed), 8-80, 03:08; CIN 17, ND 13
05:08 CIN	#9 D.Ridder 6 yd rush (#17 C.Smith kick), 6-75, 03:12; CIN 24, ND 13

TEAM STATISTICS

	CIN	ND
FIRST DOWNS	16	19
RUSHES-YARDS (NET)	30-89	28-84
PASSING YARDS (NET)	297	257
Passes Comp-Att-Int	19-32-0	23-46-2
TOTAL OFFENSE PLAYS-YARDS	62-386	74-341
Fumble Returns-Yards	0-0	1-28
Punt Returns-Yards	2-17	2-13
Kickoff Returns-Yards	0-0	4-87
Interception Returns-Yards	2-31	0-0
Punts (Number-Avg)	5-43.8	6-46.3
Fumbles-Lost	1-1	1-1
Penalties-Yards	5-25	7-51
Possession Time	28:10	31:24
Third-Down Conversions	2-11	6-17
Fourth-Down Conversions	1-1	2-4
Red-Zone Scores-Chances	3-5	1-2
Sacks By: Number-Yards	2-15	1-10

Rushing: Notre Dame- Kyren Williams 13-45, Chris Tyree 5-20, Drew Pyne 4-10, Tyler Buchner 4-8, Avery Davis 1-8, Jack Coan 1-7. **Cincinnati**- Jerome Ford 17-67, Desmond Ridder 10-26, TEAM 3--4.

Passing: Notre Dame- Jack Coan 14-22-1-114, Drew Pyne 9-22-0-143, Tyler Buchner 0-2-1-0.

Cincinnati- Desmond Ridder 19-32-0-297.

Receiving: Notre Dame- Michael Mayer 8-93, Braden Lenzy 4-61, Avery Davis 3-39, Kyren Williams 3-19, Chris Tyree 2-8, Kevin Austin 1-17, Lorenzo Styles 1-14, Joe Wilkins 1-6. **Cincinnati**- Alec Pierce 6-144, Leonard Taylor 4-70, Michael Young 4-36, Tre Tucker 2-34, Jordan Jones 1-7, Josh Whyte 1-5, Jerome Ford 1-1.

Interceptions: Notre Dame- None. **Cincinnati**- Ahmad Gardner 1-4, Deshawn Pace 1-27.

Fumbles: Notre Dame- Chris Tyree 1-1. **Cincinnati**- Desmond Ridder 1-1.



GAME 6

Oct. 9, 2021 | Lane Stadium
Attend: 65,632 | TV: ACCN

(13/14) NOTRE DAME	32
(RV) VIRGINIA TECH	29

BLACKSBURG, Va. — The No. 13/14 Notre Dame football team had another fourth quarter comeback win Saturday night at Lane Stadium following the 32-29 victory over Virginia Tech. Trailing by eight with 3:55 left, Coan re-entered the game for the Irish and drove them right down the field for a touchdown. He finished the seven-play drive with a four-yard touchdown pass to Avery Davis. On the two-point conversion, Coan connected with Austin Jr. to tie the game at 29 with 2:26 left in the fourth. After the Irish defense forced a Hokie punt, Coan got the Irish back downfield into field goal range as time dwindled down. Doerer nailed a 48-yard field goal for his second game-winning field goal this season, both coming on the road.

SCORE BY QUARTERS

	1	2	3	4	Final
Notre Dame	0	14	7	11	32
Virginia Tech	7	9	6	7	29

SCORING SUMMARY

1st 03:21 VT	#5 R.Blackshear 7 yd rush (#96 J.Romo kick), 7-80, 03:54; ND 0, VT 7
2nd 10:35 VT	#96 J.Romo 19 yd FG, 14-59, 06:17; ND 0, VT 10
06:51 ND	#12 T.Buchner 3 yd rush (#39 J.Doerer kick), 7-75, 03:44; ND 7, VT 10
00:32 ND	#23 K.Williams 8 yd pass from #12 T.Buchner (#39 J.Doerer kick), 9-80, 01:03; ND 14, VT 10
00:00 VT	#96 J.Romo 52 yd FG, 5-46, 00:28; ND 14, VT 13
3rd 08:53 VT	#96 J.Romo 26 yd FG, 11-61, 06:01; ND 14, VT 16
04:27 ND	#23 K.Williams 10 yd rush (#39 J.Doerer kick), 4-29, 01:56; ND 21, VT 16
00:50 VT	#2 J.Waller 26 yd interception return (#25 T.Robinson pass from #4 C.Blumrick failed), 01:58; ND 21, VT 22
4th 03:55 VT	#3 B.Burmeister 19 yd rush (#96 J.Romo kick), 9-56, 03:44; ND 21, VT 29
02:26 ND	#3 A.Davis 4 yd pass from #17 J.Coan (#4 K.Austin pass from #17 J.Coan), 7-75, 01:29; ND 29, VT 29
00:17 ND	#39 J.Doerer 48 yd FG, 7-45, 01:39; ND 32, VT 29

TEAM STATISTICS

	ND	VT
FIRST DOWNS	21	21
RUSHES-YARDS (NET)	43-180	37-134
PASSING YARDS (NET)	221	187
Passes Comp-Att-Int	15-26-2	17-34-1
TOTAL OFFENSE PLAYS-YARDS	69-401	71-321
Fumble Returns-Yards	0-0	0-0
Punt Returns-Yards	0-0	2-15
Kickoff Returns-Yards	0-0	6-137
Interception Returns-Yards	1-0	2-40
Punts (Number-Avg)	6-48.8	6-49.0
Fumbles-Lost	0-0	2-1
Penalties-Yards	7-70	5-40
Possession Time	28:27	31:33
Third-Down Conversions	3-12	8-17
Fourth-Down Conversions	0-0	0-0
Red-Zone Scores-Chances	4-4	4-4
Sacks By: Number-Yards	1-10	2-12

Rushing: Notre Dame- Kyren Williams 19-81, Tyler Buchner 12-67, Logan Diggs 6-29, Chris Tyree 3-14, Jack Coan 3--11. **Virginia Tech**- Braxton Burmeister 10-49, Raheem Blackshear 8-35, Connor Blumrick 5-29, Tre Turner 2-10, Keshawn King 4-8, Malachi Thomas 3-4, Jalen Holston 5--1.

Passing: Notre Dame- Tyler Buchner 6-14-2-113, Jack Coan 9-12-0-108. **Virginia Tech**- Braxton Burmeister 15-30-1-184 Connor Blumrick 2-4-0-3.

Receiving: Notre Dame- Kyren Williams 5-26, Kevin Austin 3-70, Avery Davis 3-64, 2-31, Logan Diggs 1-15, George Takacs 1-15. **Virginia Tech**- Tre Turner 6-80, Tayvion Robinson 5-53, Raheem Blackshear 2-22, Kaleb Smith, 2-19, Nick Gallo 2-13.

Interceptions: Notre Dame- TaRiq Bracy 1-0. **Virginia Tech**- Jermaine Waller 1-26, Nasir Peoples 1-14.

Fumbles: Notre Dame- None. **Virginia Tech**- Braxton Burmeister 1-0, Nick Gallo 1-1.



	GAME 7 Oct. 23, 2021 Notre Dame Stadium Attend: 77,622 TV: NBC	
SOUTHERN CAL	16	
(13/13) NOTRE DAME	31	

SOUTH BEND, Ind. – The No. 13 Notre Dame football team (6-1) led from start to finish in the 31-16 win over rival Southern Cal (3-4, 2-3 Pac-12) Saturday night at Notre Dame Stadium. The Irish retained the Jeweled Shillelagh as they won their fourth straight game against the Trojans. Running back Kyren Williams led the way for the Irish offense with a season high 138 rushing yards and two rushing touchdowns. His 180 all-purpose yards were the most by an Irish player this season. On defense, Isaiah Foskey created havoc all night long with a career high two forced fumbles and tied a career high with 2.0 sacks. Foskey leads the Irish with 8.0 sacks on the season.

SCORE BY QUARTERS

	1	2	3	4	Final
Southern Cal	0	3	0	13	16
Notre Dame	7	10	7	7	31

SCORING SUMMARY

1st 04:09 ND	#3 A.Davis 4 yd pass from #17 J.Coan (#39 J.Doerer kick), 11-70, 04:53; USC 0, ND 7
2nd 13:24 ND	#39 J.Doerer 21 yd FG, 4-1, 01:20; USC 0, ND 10
07:29 USC	#48 P.Lewis 33 yd FG, 13-60, 05:49; USC 3, ND 10
04:13 ND	#23 K.Williams 5 yd rush (#39 J.Doerer kick), 9-75, 03:16; USC 3, ND 17
3rd 02:51 ND	#23 K.Williams 1 yd rush (#39 J.Doerer kick), 13-80, 05:17; USC 3, ND 24
4th 14:52 USC	#28 K.Ingram 4 yd rush (#48 P.Lewis kick), 9-77, 02:54; USC 10, ND 24
08:51 USC	#22 D.Barlow 3 yd rush (#48 P.Lewis kick missed), 8-86, 02:34; USC 16, ND 24
04:52 ND	#12 T.Buchner 3 yd rush (#39 J.Doerer kick), 8-75, 03:59; USC 16, ND 31

TEAM STATISTICS

	USC	ND
FIRST DOWNS	25	26
RUSHES-YARDS (NET)	125	170
PASSING YARDS (NET)	299	213
Passes Comp-Att-Int	27-37-1	22-30-1
TOTAL OFFENSE PLAYS-YARDS	69-424	71-383
Fumble Returns-Yards	0-0	1-3
Punt Returns-Yards	0-0	0-0
Kickoff Returns-Yards	5-96	1-14
Interception Returns-Yards	1-0	1-79
Punts (Number-Avg)	2-49.5	1-52
Fumbles-Lost	2-1	0-0
Penalties-Yards	9-65	4-39
Possession Time	24:28	31:23
Third-Down Conversions	6-13	8-12
Fourth-Down Conversions	1-2	1-1
Red-Zone Scores-Chances	3-4	5-7
Sacks By: Number-Yards	1-6	3-34

Rushing: Notre Dame- Kyren Williams 25-138, Braden Lenzy 1-14, Tyler Buchner 3-11, C'Bo Flemister 3-10, Logan Diggs 3-3, Avery Davis 1-1, Jack Coan 3--3, TEAM 2--4. **Southern Cal**- Keaontay Ingram 24-138, Darwin Barlow 4-15, Kedon Slovis 4--28.

Passing: Notre Dame- Jack Coan 20-28-1-189, Tyler Buchner 2-2-0-24. **Southern Cal**- Kedon Slovis 27-37-1-299.

Receiving: Notre Dame- Kyren Williams 6-42, Michael Mayer 5-54, Kevin Austin Jr. 4-39, Lorenzo Styles 3-57, Avery Davis 3-10, Deion Colzie 2-13, Braden Lenzy 1--2. **Southern Cal**- Drake London 15-171, Erik Krommenhoek 3-28, Malcolm Epps 2-38, Tahj Washington 2-32, Gary Bryant Jr. 2-14, Kyle Ford 1-13, Joseph Manjack IV 1-3, Keaontay Ingram 1-0.

Interceptions: Notre Dame- Bo Bauer 1-79. **Southern Cal**- Chris Steele 1-0.

Fumbles: Notre Dame- None. **Southern Cal**- Kedon Slovis 2-1.

	GAME 8 Oct. 30, 2021 Notre Dame Stadium Attend: 71,018 TV: NBC	
NORTH CAROLINA	34	
(11/11) NOTRE DAME	44	

SOUTH BEND, Ind. – The No. 11 Notre Dame football team (7-1) had its best rushing performance of the season as they defeated North Carolina, 44-34 Saturday night at Notre Dame Stadium. The Irish tallied 293 rushing yards as a team, the most since they had 353 against Florida State last season. Running back Kyren Williams had a career day with 199 rushing yards, the most by an Irish player since Dexter Williams had 202 rushing yards against Florida State in 2018. He busted loose for a career-long 91-yard rushing touchdown in the fourth quarter, the longest rush by an Irish player since Chris Tyree had a 94-yard rush last season against Syracuse.

SCORE BY QUARTERS

	1	2	3	4	Final
North Carolina	0	13	14	7	34
Notre Dame	7	10	14	13	44

SCORING SUMMARY

1st 03:25 ND	#3 A.Davis 7 yd pass from #12 T.Buchner (#39 J.Doerer kick), 7-41, 03:19; UNC 0, ND 7
2nd 14:55 UNC	#19 T.Chandler 3 yd rush (#17 G.Atkins kick), 8-81, 03:23; UNC 7, ND 7
10:01 ND	#39 J.Doerer 31 yd FG, 13-62, 04:54; UNC 7, ND 10
03:22 UNC	#17 G.Atkins 38 yd FG, 13-62, 06:34; UNC 10, ND 10
01:23 ND	#4 K.Austin 21 yd pass from #17 J.Coan (#39 J.Doerer kick), 6-75, 01:59; UNC 10, ND 17
00:02 UNC	#17 G.Atkins 26 yd FG, 7-51, 01:13; UNC 13, ND 17
3rd 13:21 UNC	19 T.Chandler 53 yd rush (#17 G.Atkins kick), 5-79, 01:33; UNC 20, ND 17
12:23 ND	#17 J.Coan 21 yd rush (#39 J.Doerer kick), 3-75, 00:58; UNC 20, ND 24
04:56 ND	#22 L.Diggs 1 yd rush (#39 J.Doerer kick), 11-81, 05:24; UNC 20, ND 31
02:48 UNC	3 A.Green 33 yd pass from #7 S.Howell (#17 G.Atkins kick), 6-75, 02:08; UNC 27, ND 31
4th 14:27 ND	#23 K.Williams 91 yd rush (#39 J.Doerer kick), 1-91, 00:17; UNC 27, ND 38
11:52 ND	#39 J.Doerer 20 yd FG, 5-13, 02:28; UNC 27, ND 41
07:23 UNC	#7 S.Howell 31 yd rush (#17 G.Atkins kick), 10-75, 04:29; UNC 34, ND 41
01:37 ND	#39 J.Doerer 21 yd FG, 13-73, 05:46; UNC 34, ND 44

TEAM STATISTICS

	UNC	ND
FIRST DOWNS	28	28
RUSHES-YARDS (NET)	223	293
PASSING YARDS (NET)	341	230
Passes Comp-Att-Int	24-33-1	18-26-0
TOTAL OFFENSE PLAYS-YARDS	73-564	68-523
Fumble Returns-Yards	0-0	0-0
Punt Returns-Yards	0-0	1-47
Kickoff Returns-Yards	5-106	1-0
Interception Returns-Yards	0-0	1-17
Punts (Number-Avg)	3-43.0	2-41.5
Fumbles-Lost	0-0	0-0
Penalties-Yards	9-75	5-40
Possession Time	30:15	29:45
Third-Down Conversions	6-11	5-11
Fourth-Down Conversions	0-0	0-0
Red-Zone Scores-Chances	3-4	5-5
Sacks By: Number-Yards	1-1	3-14

Rushing: Notre Dame- Kyren Williams 22-199, Logan Diggs 11-42, Jack Coan 3-28, Tyler Buchner 4-16, Avery Davis 1-10, TEAM 1--2. **North Carolina**- Sam Howell 18-101, Ty Chandler 15-83, D.J. Jones 7-39.

Passing: Notre Dame- Jack Coan 16-24-0-1, Tyler Buchner 2-2-0-1. **North Carolina**- Sam Howell 24-31-1-1.

Receiving: Notre Dame- Avery Davis 5-51, Michael Mayer 4-51, Lorenzo Style 3-74, Kevin Austin 3-36, Kyren Williams 2-15, Braden Lenzy 1-3. **North Carolina**- Josh Downs 10-142, Antoine Green 5-83, Bryson Nesbit 3-50, Justin Olson 2-25, Ty Chandler 1-18, D.J. Jones 1-9, Kamari Morales 1-8, J.J. Jones 1-6.

Interceptions: Notre Dame- DJ Brown 1-17. **North Carolina**- None.

Fumbles: Notre Dame- None. **North Carolina**- None.

IRISH IN THE NFL (As of October 24)			
Player	Team	Pos.	Notes
Josh Adams	NY Jets	RB	Fourth season
Aaron Banks	San Francisco	OL	First season
Alex Bars	Chicago	OL	Third season
Ian Book	New Orleans	QB	First season
Miles Boykin	Baltimore	WR	Third season
Chase Claypool	Pittsburgh	WR	Second season
Scott Daly	Detroit	LS	Second season
Sheldon Day	Cleveland	DT	Sixth season (practice squad)
Liam Eichenberg	Miami	OL	First season
Jalen Elliott	Detroit	DB	Third season (practice squad)
Matthias Farley	Tennessee	S	Sixth season
Will Fuller V	Miami	WR	Sixth season (injured reserve)
Alohi Gilman	LA Chargers	S	Second season
Robert Hainsey	Tampa Bay	OL	First season
Daelin Hayes	Baltimore	DL	First season
J.J. Jansen	Carolina	LS	14th season
Jamir Jones	LA Rams	DL	Second season
Tony Jones, Jr.	New Orleans	RB	Second season
Khalid Kareem	Cincinnati	DL	Second season
Cole Kmet	Chicago	TE	Second season
Tommy Kraemer	Detroit	OL	First season
Julian Love	NY Giants	CB	Third season
Nick Martin	Las Vegas	C	Sixth season
Zack Martin	Dallas	OG	Eighth season

IRISH IN THE NFL (As of October 24)			
Player	Team	Pos.	Notes
Nick McCloud	Cincinnati	CB	First season
Mike McGlinchey	San Francisco	OT	Fourth season
Javon McKinley	Detroit	WR	First season (practice squad)
Sam Mustipher	Chicago	OL	Third season
Quenton Nelson	Indianapolis	OG	Fourth season
Ade Ogundeji	Atlanta	DL	First season
Julian Okwara	Detroit	DL	Second season
Romeo Okwara	Detroit	DE	Sixth season (injured reserve)
Jeremiah Owusu-Koramoah	Browns	LB	First season
Troy Pride, Jr.	Carolina	CB	Second season (injured reserve)
Isaac Rochell	Indianapolis	DT	Fifth season
Kyle Rudolph	NY Giants	TE	11th season
KeiVarae Russell	New Orleans	CB	Fifth season (practice squad)
Ben Skowronek	LA Rams	WR	First season
Harrison Smith	Minnesota	FS	10th season
Jaylon Smith	Green Bay	ILB	Sixth season
Durham Smythe	Miami	TE	Fourth season
Ronnie Stanley	Baltimore	OT	Sixth season
Eq. St. Brown	Green Bay	WR	Fourth season
Jerry Tillery	LA Chargers	DT	Third season
Drue Tranquill	LA Chargers	LB	Third season
Tommy Tremble	Carolina	TE	First season
Stephon Tuitt	Pittsburgh	DE	Eighth season (injured reserve)
Dexter Williams	NY Giants	RB	Third season (practice squad)
Brock Wright	Detroit	TE	First season

NFL DRAFT

- With nine players selected in the 2021 NFL Draft, Notre Dame Football has totaled 520 draft picks over the tenure of the program. No other college football program has totaled more than the Irish.
- OL Liam Eichenberg (second round, Miami Dolphins), OL Aaron Banks (second round, San Francisco 49ers), LB Jeremiah Owusu-Koramoah (second round, Cleveland Browns), TE Tommy Tremble (third round, Carolina Panthers), OL Robert Hainsey (third round, Tampa Bay Buccaneers), QB Ian Book (fourth round, New Orleans Saints), DL Daelin Hayes (fifth round, Baltimore Ravens), DL Ade Ogundeji (fifth round, Atlanta Falcons) and WR Ben Skowronek (seventh round, Los Angeles Rams) represented the Irish in the 2021 NFL Draft.
- The nine draft picks were the most during the Brian Kelly era and the most all-time since the 1994 draft when 10 players were selected.

ALL-TIMERS

- Throughout the history of the Notre Dame Football Program, 581 total players have spent time on an active NFL roster. To begin the 2021 NFL season, Notre Dame was tied for fourth with 36 players on active NFL rosters. They were tied with Georgia and trailed only LSU (47), Ohio State (50) and Alabama (54).
- So far in 2021, 12 former Irish players have made their debut appearance on a 53-man roster: Aaron Banks, Ian Book, Liam Eichenberg, Robert Hainsey, Daelin Hayes, Tommy Kraemer, Nick McCloud, Ade Ogundeji, Jeremiah Owusu-Koramoah, Ben Skowronek, Tommy Tremble and Brock Wright.

THE BRIAN KELLY FILE

39th year in coaching // 31st year as head coach // 12th year at Notre Dame

Alma Mater: Assumption College (1983)

School	Seasons	Record			Pct.
Grand Valley State	13	118	35	2	0.768
Central Michigan	3	19	16	0	0.543
Cincinnati	3	34	6	0	0.850
Notre Dame	12	109*	40	0	0.732
TOTALS	31	280*	97	2	0.741

HONORS AND ACCOLADES

Year	Award
2018	Home Depot National Coach of the Year
2018	Stallings National Coach of the Year
2012	AP National Coach of the Year
2012	Walter Camp National Coach of the Year
2012	Sporting News National Coach of the Year
2012	Home Depot National Coach of the Year
2012	Liberty Mutual National Coach of the Year
2012	AFCA National Coach of the Year
2009	Home Depot National Coach of the Year

* - Includes 21 wins vacated under discretionary NCAA penalty.

BRIAN KELLY - THE DICK CORBETT HEAD FOOTBALL COACH

- Winningest coach in FBS (280* wins)
- One of only four active FBS coaches with more than 300 games as a head coach.
- With the win over Wisconsin, Kelly passed Knute Rockne to claim sole possession of first all-time in program history in career wins at Notre Dame.
- Joins Knute Rockne (13), Frank Leahy (11), Ara Parseghian (11) and Lou Holtz (11) as the only Notre Dame coaches to spend 10 or more seasons on the Irish sidelines.
- Only three-time winner of the Home Depot Coach of the Year Award ('09, '12, '18)
- With 10 or more wins in 2012*, 2015, 2017, 2018, 2019 and 2020, Kelly is the only Notre Dame coaches to hit the double-digit mark in wins six times.
- With 10-win seasons in five of the last six years, Kelly is the first Irish coach to have five seasons of double-digit wins in a six-year stretch since Lou Holtz from 1988-93.
- Notched his first win over an AP No. 1 team with the 47-40 win over Clemson (Nov. 8, 2020)
- Ranks second in winning percentage among active FBS coaches (.741*) who have coached in 300 or more career games (Nick Saban - .798).
- Second-youngest coach to reach 200 career victories at a major school.
- Has finished .500 or better in 28 of 30 seasons as a head coach.
- Boasts a 17-10 record in postseason as a head coach.
- Kelly is the first coach to post four or more shutouts in an Irish career since Lou Holtz.
- With the 52-20 win over Navy in 2019, Kelly became just the third coach in Notre Dame history with three or more wins of at least 25 points over ranked teams. Lou Holtz and Frank Leahy each secured eight such victories. Ara Parseghian and Dan Devine had two such victories apiece.

WINNINGEST ACTIVE FBS COACHES (By wins)

Rk.	Coach	School	Years	Record			Pct.
1.	BRIAN KELLY	NOTRE DAME	31	280*	97	2	.741
2.	Mack Brown	North Carolina	33	263	136	1	.659
3.	Nick Saban	Alabama	26	263	66	1	.798
4.	Willie Fritz	Tulane	25	184	109	0	.628
5.	Kirk Ferentz	Iowa	26	186	129	0	.590

ACTIVE FBS LONGEVITY

Rk.	Coach	School	Games
1.	Mack Brown	North Carolina	400
2.	BRIAN KELLY	NOTRE DAME	379*
3.	Nick Saban	Alabama	331
4.	Kirk Ferentz	Iowa	315
5.	Dave Clawson	Wake Forest	263

**WINNINGEST ACTIVE FBS COACHES
(By percentage, min. 5 years)**

Rk.	Coach	School	Years	Record			Pct.
1.	Dabo Swinney	Clemson	14	144	36	0	.800
2.	Kirby Smart	Georgia	6	60	14	0	.811
3.	Nick Saban	Alabama	26	263	66	1	.798
4.	Jimbo Fisher	Texas A&M	12	116	34	0	.773
5.	Lance Leipold	Kansas	15	147	46	0	.762
6.	Brian Harsin	Auburn	9	82	26	0	.759
7.	BRIAN KELLY	NOTRE DAME	31	280*	97	2	.741
8.	David Shaw	Stanford	11	94	40	0	.702
9.	Mike Houston	East Carolina	10	91	43	0	.679

MOST YEARS COACHING (ACTIVE FBS)

Rk.	Coach	School	Years
1.	Mack Brown	North Carolina	32
2.	BRIAN KELLY	NOTRE DAME	31
3.	Nick Saban	Alabama	25
4.	Kirk Ferentz	Iowa	25
5.	Dave Clawson	Wake Forest	21

All charts include coaches with five-plus seasons of FBS head coaching experience



THE RECORD WHEN...

Stat	Kelly's Career			Kelly at ND		2021	
	Record (W-L-T)			Record (W-L)		Record (W-L)	
Home (Includes Shamrock Series)	157	35	1	64	14	4	1
Away	108	54	1	33	20	2	0
Neutral	13	9	0	10	7	1	0
In overtime	8	5	0	4	3	1	0
Coming off a loss	51	28	0	17	11	1	0
Coming off a win	191	55	1	67	24	4	1
Coming off an open date	21	2	0	10	2	1	0
vs. AP Top 25	31	27	0	23	22	1	1
Both teams are in the AP Top 25	23	20	0	19	19	1	1
Neither team is in the AP Top 25	54	30	0	22	14	0	0
Team is ranked higher	99	14	0	77	10	7	0
Opponent is ranked higher	11	19	0	8	15	0	1
vs. In-State Opponents	77	22	2	7	0	1	0
In August	5	2	0	2	0	0	0
In September	87	35	0	35	12	4	0
In October	94	27	2	35	9	3	1
In November	79	26	0	31	13	0	0
In December	13	4	0	5	3	0	0
In January	1	5	0	1	4	0	0
On TV (except GVSU regular season)	138	48	0	108	40	7	1
On NBC	62	14	0	62	14	3	1
On NBCSN	3	0	0	3	0	0	0
On ABC	25	13	0	23	14	1	0
On ACCN	2	0	0	2	0	1	0
On ESPN	15	9	0	7	6	0	0
On ESPN2	8	2	0	1	0	0	0
On CBS	4	3	0	4	3	0	0
On CBS Sports Network	0	1	0	0	1	0	0
On FOX	3	3	0	3	3	1	0
On USA Network	1	0	0	1	0	0	0
Morning Games (kicks off before noon)	1	1	0	1	1	1	0
Afternoon Games	184	63	2	66	19	2	1
Night Games (6 p.m. or later)	94	33	0	41	20	4	0
Decided by three points or fewer	48	23	2	15	13	3	0
Decided by seven points or fewer	85	44	2	30	21	0	0
Scoring first	193	39	0	79	21	4	0
Opponent scores first	84	58	2	29	19	3	1
Leading at halftime	221	21	0	88	11	6	0
Tied at halftime	19	6	0	8	1	0	0
Trailing at halftime	36	70	2	11	28	1	1

THE RECORD WHEN...

Stat	Kelly's Career			Kelly at ND		2021	
	Record (W-L-T)			Record (W-L)		Record (W-L)	
Leading after three quarters	233	17	0	87	9	4	0
Tied after three quarters	14	6	0	6	5	1	0
Trailing after three quarters	30	74	0	13	26	2	1
Scoring 40+ points	107	3	0	39	2	3	0
Scoring 30-39 points	80	11	0	33	7	3	0
Scoring 20-29 points	69	36	1	26	14	1	0
Scoring 0-19 points	23	47	1	10	16	0	1
Allowing 40+ points	8	24	0	2	10	0	0
Allowing 30-39 points	22	37	0	11	15	2	0
Allowing 20-29 points	73	28	1	25	10	2	1
Allowing 0-19 Points	176	8	1	70	3	3	0
Outrushing opponent	217	29	1	80	8	4	0
Getting outrushed	56	67	2	25	32	2	1
Passing for more yards	180	62	1	67	29	3	1
Passing for fewer yards	98	32	1	41	11	4	0
Outgaining opponent	231	31	1	86	14	2	0
Outgained by opponent	46	63	1	22	26	5	1
Winning time of possession battle	148	31	0	59	9	3	1
Losing time of possession battle	129	64	2	49	31	4	0
Scoring a defensive or special teams TD	80	9	0	21	5	1	0
Allowing a defensive or special teams TD	27	31	0	13	12	2	0
Fewer penalty yards	92	46	1	54	21	5	0
More penalty yards	177	48	1	52	18	2	0
Winning turnover battle	161	17	0	58	6	5	0
Losing turnover battle	66	58	1	25	30	1	1
Having an individual 100-yard rusher	131	26	1	48	9	2	0
Having an individual 100-yard receiver	108	33	0	38	16	2	0
Having an individual 200-yard passer	184	51	1	70	25	4	0
Having a QB rush for 100 yards	9	1	0	7	1	0	0
Allowing an individual 100-yard rusher	52	54	1	20	26	4	0
Allowing an individual 100-yard receiver	80	41	0	24	16	3	1
Allowing an individual 200-yard passer	113	48	1	46	26	4	1

STARTER SHEET

OFFENSE	Pos.	2021	Streak	Career	DEFENSE	Pos.	2021	Streak	Career
Cain Madden	OL	8	8	39	Kurt Hinish	NG	6	7	31
Jarrett Patterson	OL	8	8	29	Drew White	LB	8	26	31
Jack Coan	QB	8	8	26	Myron Tagovailoa-Amosa	DT	8	8	28
Kyren Williams	RB	8	20	20	Kyle Hamilton	S	7	0	19
Josh Lugg	RT	8	8	16	Clarence Lewis	S/CB	8	12	14
Avery Davis	WR	7	2	11	TaRiq Bracy	CB	3	2	11
Michael Mayer	TE	7	2	10	Jayson Ademilola	DL	8	8	10
Zeke Correll	OL	6	0	8	Houston Griffith	S	7	4	9
Braden Lenzy	WR	6	6	9	Shayne Simon	LB	0	0	8
Kevin Austin Jr.	WR	8	8	8	JD Bertrand	LB	8	8	8
George Takacs	TE	3	0	3	Isaiah Foskey	DL	8	8	8
Joe Alt	OL	3	3	3	Cam Hart	CB	7	4	7
Andrew Kristofic	OL	2	2	2	Isaiah Pryor	LB	4	0	4
Tosh Baker	OL	2	0	2	Jack Kiser	LB	3	0	4
Michael Carmody	OL	2	0	2	Marist Liufau	LB	0	0	3
Blake Fisher	OL	1	0	1	Howard Cross III	DL	2	0	2
Chris Tyree	RB	1	0	1	Jordan Botelho	LB	1	0	1
					Rylie Mills	DL	1	0	1
					DJ Brown	S	1	1	1

CAREER STARTS BY POSITION

WR	LT	LG	C	RG	RT	TE	WR	QB	WR	RB
Lenzy (9)	Alt (3)	Correll (6)	Patterson (29)	Madden (39)	Lugg (13)	Mayer (9)	Davis (11)	Coan (26)	Austin Jr (8)	Williams (20)
	Carmody (2)	Kristofic (2)	Correll (2)	Lugg (1)		Takacs (3)				Tyree (1)
	Baker (2)		Lugg (2)							
	Fisher (1)									
DL	DL	DL	DL	ROV	MIKE	BUCK	CB	S	S	CB
Foskey (8)	Tagovailoa-Amosa (28)	Hinish (31)	Ademilola, Jayson (10)	Pryor (4)	White (31)	Simon (8)	Hart (7)	Hamilton (19)	Griffith (8)	Lewis (14)
	Mills (1)	Cross III (2)		Botelho (1)		Kiser (1)	Griffith (1)	Lewis (1)		Bracy (11)
				Kiser (3)		Bertrand (8)		Brown (1)		
						Liufau (3)				



OFFENSE

<i>Position</i>	<i>Florida State</i>	<i>Toledo</i>	<i>Purdue</i>	<i>Wisconsin</i>	<i>Cincinnati</i>	<i>Virginia Tech</i>	<i>Southern Cal</i>	<i>North Carolina</i>	<i>Navy</i>	<i>Virginia</i>	<i>Georgia Tech</i>	<i>Stanford</i>
WR	Austin Jr.	Austin Jr.	Austin Jr.	Austin Jr.	Austin Jr.	Austin Jr.	Austin Jr.	Austin Jr.				
LT	Fisher	Carmody	Baker	Baker	Carmody	Alt	Alt	Alt				
LG	Correll	Correll	Correll	Correll	Correll	Correll	Kristofic	Kristofic				
C	Patterson	Patterson	Patterson	Patterson	Patterson	Patterson	Patterson	Patterson				
RG	Madden	Madden	Madden	Madden	Madden	Madden	Madden	Madden				
RT	Lugg	Lugg	Lugg	Lugg	Lugg	Lugg	Lugg	Lugg				
TE	Mayer	Mayer	Mayer	Mayer	Mayer	Takacs	Mayer	Mayer				
WR	Davis	Davis	Davis	Davis	Davis	Lenzy	Davis	Davis				
QB	Coan	Coan	Coan	Coan	Coan	Coan	Coan	Coan				
RB	Williams	Williams	Williams	Williams	Davis	Williams	Williams	Williams				
WR/TE/ RB	Lenzy	Takacs	Lenzy	Takacs	Lenzy	Tyree	Lenzy	Lenzy				

DEFENSE

<i>Position</i>	<i>Florida State</i>	<i>Toledo</i>	<i>Purdue</i>	<i>Wisconsin</i>	<i>Cincinnati</i>	<i>Virginia Tech</i>	<i>Southern Cal</i>	<i>North Carolina</i>	<i>Navy</i>	<i>Virginia</i>	<i>Georgia Tech</i>	<i>Stanford</i>
DL	Foskey	Foskey	Foskey	Foskey	Foskey	Foskey	Foskey	Foskey				
DL	Hinish	Hinish	Hinish	Cross III	Cross III	Hinish	Hinish	Hinish				
DL	Tagovailoa-Amosa	Tagovailoa-Amosa	Tagovailoa-Amosa	Tagovailoa-Amosa	Tagovailoa-Amosa	Tagovailoa-Amosa	Tagovailoa-Amosa	Tagovailoa-Amosa				
DL	Ja. Ademilola	Ja. Ademilola	Ja. Ademilola	Ja. Ademilola	Ja. Ademilola	Ja. Ademilola	Ja. Ademilola	Ja. Ademilola				
LB	Bertrand	Bertrand	Bertrand	Bertrand	Bertrand	Bertrand	Bertrand	Bertrand				
LB	White	White	White	White	White	White	White	White				
LB/CB	Pryor	Pryor	Pryor	Kiser	Kiser	Kiser	Bracy	Bracy				
CB	Hart	Hart	Hart	Bracy	Hart	Hart	Hart	Hart				
S/LB	Griffith	Griffith	Griffith	Botelho	Griffith	Griffith	Griffith	Griffith				
S	Hamilton	Hamilton	Hamilton	Hamilton	Hamilton	Hamilton	Hamilton	Brown				
CB	Lewis	Lewis	Lewis	Lewis	Lewis	Lewis	Lewis	Lewis				



NOTRE DAME

Rushing

Had 500 or more yards:	at Boston College, 2017 (515)
Had 450 or more yards:	at Boston College, 2017 (515)
Had 400 or more yards:	at Boston College, 2017 (515)
Had 300 or more yards:	vs. Florida State, 2020 (353)
Had 70 or more rushing attempts:	vs. Michigan State, 1991 (76)
Had 60 or more rushing attempts:	vs. Navy, 2007 (63)
Had 50 or more rushing attempts:	at Pittsburgh, 2020 (50)
Had eight or more rush TDs:	vs. Pittsburgh, 1965 (9)
Had seven or more rush TDs:	at Boston College, 2017 (7)
Had six or more rush TDs:	vs. South Florida, 2020 (6)
Had five or more rush TDs:	vs. South Florida, 2020 (6)
Had four or more rush TDs:	vs. Florida State, 2020 (4)
Had two or more players with 200 rush yards in a game:	at Boston College, 2017 (Josh Adams 229, Brandon Wimbush 207)
Had three players with 100 rush yards in a game:	vs. Temple, 2017 (Josh Adams 161, DeShone Kizer 124, Brandon Wimbush 106)
Had two or more players with 100 rush yards in a game:	vs. Syracuse, 2020 (Kyren Williams 110, Chris Tyree 109)
Had a quarterback rush for 100 yards in a game:	vs. Duke, 2019 (Ian Book, 139)

Passing

Had 500 or more yards:	at USC, 1970 (526)
Had 400 or more yards:	vs. New Mexico, 2019 (434)
Had 300 or more yards:	at Florida State, 2021 (366)
Had 50 or more pass attempts:	vs. Virginia Tech, 2019 (53)
Had 40 or more pass attempts:	vs. Cincinnati, 2021 (46)
Had 30 or more pass attempts:	vs. Southern Cal, 2021 (30)
Had 35 or more pass completions:	at Florida State, 2021 (35)
Had 30 or more pass completions:	at Clemson, 2015 (35)
Had 25 or more pass completions:	at Florida State, 2021 (26)
Had six or more passing TDs:	vs. Bowling Green, 2019 (6)
Had five or more passing TDs:	vs. Navy, 2019 (5)
Had four or more passing TDs:	at Florida State, 2021 (4)
Had three or more passing TDs:	vs. Toledo, 2021 (3)
Had three or more passing TDs in a half:	at Boston College, 2020 (3)
Had five or more passes intercepted:	vs. USC, 1967 (7)
Had four or more passes intercepted:	at Arizona State, 2014 (4)
Had three or more passes intercepted:	vs. Ball State, 2018 (3)

Receiving

Had two players with 100 receiving yards in a game:	at Stanford, 2017 (Kevin Stepherson - 112, Equanimeous St. Brown - 111)
Had a player with over 150 receiving yards in a game:	vs. Wake Forest, 2017 (Chase Claypool - 180)
Had two players with 10 catches in a game:	vs. BYU, 2005 (Maurice Stovall - 14, Jeff Samardzija - 10)

Combination Offense

Had a 400-yard passer and 100-yard rusher in a game:	vs. Syracuse, 2016 (DeShone Kizer - 471, Josh Adams - 102)
Had a 300-yard passer and 100-yard rusher in a game:	vs. Clemson, 2020 (Ian Book - 310, Kyren Williams - 140)
Had a 400-yard passer and 100-yard receiver in a game:	vs. Syracuse, 2016 (DeShone Kizer - 471, Equanimeous St. Brown - 182)
Had a 300-yard passer and 100-yard receiver in a game:	at Florida State, 2021 (Jack Coan - 366, Michael Mayer - 120)
Had a 400-yard passer, 100-yard rusher and 100-yard receiver in a game:	vs. Syracuse, 2016 (DeShone Kizer - 471, Josh Adams - 102, Equanimeous St. Brown - 182)
Had a 300-yard passer, 100-yard rusher and 100-yard receiver in a game:	vs. Clemson, 2020 (Ian Book - 310, Kyren Williams - 140 rushing, Javon McKinley - 102 receiving)
Had a 200-yard passer, 100-yard rusher and 100-yard receiver in a game:	vs. Syracuse, 2020 (Ian Book - 285, Kyren Williams - 110 rushing, Chris Tyree - 109 rushing, Javon McKinley - 111 receiving)
Had a 400-yard passer and 100-yard rusher in a game:	vs. Syracuse, 2016 (DeShone Kizer - 471, Josh Adams - 102)
Had a 200-yard passer and 100-yard rusher in a game:	vs. North Carolina, 2021 (Jack Coan - 213, Kyren Williams - 199)
Had a 100-yard receiver and 100-yard rusher in a game:	at North Carolina, 2020 (Kyren Williams - 124 rushing, Javon McKinley - 135 receiving)

Total Offense

Had 700 or more yards total offense:	vs. Wake Forest, 2017 (710)
Had 650 or more yards total offense:	vs. Wake Forest, 2017 (710)
Had 600 or more yards total offense:	vs. Wake Forest, 2017 (710)
Had 500 or more yards total offense:	vs. North Carolina, 2021 (523)
Had 400 or more yards total offense:	at Virginia Tech, 2021 (401)
Had 100 or more plays total offense:	vs. Pittsburgh, 2012 (104)
Had 85 or more plays total offense:	vs. Boston College, 2019 (85)
Had 75 or more plays total offense:	vs. Syracuse, 2020 (77)

**Scoring**

Scored 60 or more points:	vs. New Mexico, 2019 (66)
Scored 50 or more points:	vs. South Florida, 2020 (52)
Scored 40 or more points:	vs. North Carolina, 2021 (44)
Scored 30 or more points:	vs. Southern Cal, 2021 (31)
Scored a two-point conversion:	at Virginia Tech, 2021
Allowed 60 or more points:	Never
Allowed 50 or more points:	at Texas, 2016 (50)
Allowed 40 or more points:	vs. Clemson, 2020 (40)
Allowed 30 or more points:	vs. North Carolina, 2021 (34)
Was held scoreless:	at Boston College, 2008 (17-0)
Was held scoreless at home:	USC, 2007 (38-0)
Was held scoreless on the road:	at Boston College, 2008 (17-0)
Was held without offensive touchdown:	vs. Clemson, 2019 Cotton Bowl (30-3)
Was held without offensive touchdown on the road:	at NC State, 2016 (10-3)
Was held without offensive touchdown at home:	vs. USC, 2007 (38-0)
Held opponent scoreless:	vs. South Florida, 2020 (52-0)
Held opponent scoreless at home:	vs. South Florida, 2020 (52-0)
Held opponent scoreless on the road:	at Purdue, 1993 (17-0)
Held opponent without offensive touchdown:	at Pittsburgh, 2020 (45-3)
Held opponent without offensive touchdown on the road/neutral:	at Pittsburgh, 2020 (45-3)
Held opponent without offensive touchdown at home:	vs. South Florida, 2020 (52-0)
Held opponent scoreless at neutral site:	vs. Maryland (Giants Stadium - East Rutherford, NJ), 2002 (22-0)
Held two or more opponents scoreless in a season:	2002 vs. Maryland (22-0) vs. Rutgers (42-0)
Held three or more opponents scoreless in a season:	1976 vs. Purdue (23-0) at Northwestern (49-0), vs. Oregon (41-0)
Held four or more opponents scoreless in a season:	1966 vs. Army (35-0) vs. North Carolina (32-0), at Oklahoma (38-0), vs. Pittsburgh (40-0) vs. Duke (64-0), at USC (51-0)
Held five or more opponents scoreless in a season:	1966 vs. Army (35-0) vs. North Carolina (32-0), at Oklahoma (38-0), vs. Pittsburgh (40-0) vs. Duke (64-0), at USC (51-0)
Held six or more opponents scoreless in a season:	1966 vs. Army (35-0) vs. North Carolina (32-0), at Oklahoma (38-0), vs. Pittsburgh (40-0) vs. Duke (64-0), at USC (51-0)
Had multiple players with multiple TDs in a game:	vs. Syracuse, 2020 (Javon McKinley - 3, Ian Book - 2)

Turnovers

Did not commit a turnover:	vs. North Carolina, 2021
Committed six or more turnovers:	vs. Navy, 1984 (6)
Committed five or more turnovers:	vs. Boston College, 2015 (5)
Lost four or more fumbles:	vs. Michigan State, 1999 (4)
Lost three or more fumbles:	at Boston College, 2020 (3)
Recorded six or more takeaways:	vs. Michigan, 2012 (6)
Recorded five or more takeaways:	vs. Wisconsin, 2021 (5)
Returned two or more interceptions for TDs:	vs. Wisconsin, 2021 (2) (Jack Kiser - 66 yards, Drew White - 48 yards)
Returned an interception for a TD:	at Wisconsin, 2021 (2) (Jack Kiser - 66 yards, Drew White - 48 yards)
Returned a fumble for a TD:	vs. Clemson, 2020 (1) (Jeremiah Owusu-Koramoah - 23 yards)

Defense

Held opponent to 50 or fewer rushing yards:	vs. Clemson, 2020 (34)
Held opponent to 100 or fewer passing yards:	vs. Boston College, 2019 (63)
Held opponent to 200 or fewer passing yards:	at Virginia Tech, 2021 (187)
Held opponent to 300 or fewer yards total offense:	at North Carolina, 2020 (298)
Held opponent to 200 or fewer yards total offense:	at Pittsburgh, 2020 (162)
Intercepted five or more passes:	vs. Michigan, 2012 (5)
Intercepted four or more passes:	at Wisconsin, 2021 (4)
Intercepted three or more passes:	at Florida State, 2021 (3)
Forced five or more fumbles:	at Louisville, 2019 (5)
Forced four or more fumbles:	vs. Syracuse, 2020 (4)
Forced three or more fumbles:	vs. Navy, 2019 (4)
Scored a safety:	at North Carolina, 2017
Recorded nine or more sacks:	vs. Rutgers, 1996 (9)
Recorded eight or more sacks:	vs. Virginia, 2019 (8)
Recorded seven or more sacks:	vs. Virginia, 2019 (8)
Recorded six or more sacks:	at North Carolina, 2020 (6)
Recorded five or more sacks:	vs. Toledo, 2021 (5)
Held opponent to 10 or fewer first downs:	at Duke, 2019 (10)

Special Teams

Returned a punt for a TD:	vs. Massachusetts, 2015 (C.J. Sanders, 50 yards)
Returned a blocked punt for a TD:	at Pittsburgh, 2020 (Isaiah Foskey, 0 yards)
Returned a kickoff for a TD:	at Wisconsin, 2021 (Chris Tyree, 96 yards)
Returned a blocked FG for a TD:	at Air Force, 2006 (Terrail Lambert, 76 yards)
Blocked a punt:	at Pittsburgh, 2020 (Isaiah Foskey)
Punted 10 or more times:	at Michigan, 2019 (10)
Did not punt:	at Boston College, 2020
Blocked a field goal:	vs. Bowling Green, 2019 (Julian Okwara)
Had a field goal blocked:	at Texas, 2016
Blocked a PAT kick:	vs. Florida State, 2018 (Jerry Tillery)
Scored on a blocked PAT attempt:	vs. Florida State, 2018 (Julian Love)
Missed a kicking PAT:	vs. Cincinnati, 2021
Had a kicking PAT blocked:	vs. Florida State, 2018
Opponent scored on a blocked PAT attempt:	vs. Northwestern, 2014
Had a punt blocked:	at Northwestern, 2018

Miscellaneous

Had 30 or more first downs:	vs. Wake Forest, 2017 (30)
Had 25 or more first downs:	vs. North Carolina, 2021 (28)
Had 20 or more first downs:	avs. North Carolina, 2021 (28)
Was not penalized:	at LSU, 1997
Had 10 or more penalties:	at Stanford, 2019 (11)
Had 120 or more yards in penalties:	at Rutgers, 2000 (120)
Had 40 minutes or more of possession time:	at Pittsburgh, 2020 (40:59)
Had 35 minutes or more of possession time:	at North Carolina, 2020 (35:04)
Was involved in a tie game:	at USC, 1994 (17-17)
Was involved in an overtime game:	at Florida State, 2021 (41-38)
Was involved in a double overtime game:	vs. Clemson, 2020 (47-40)
Was involved in a triple overtime game:	vs. Pittsburgh, 2012 (29-26)
Was involved in a quadruple overtime game:	vs. Pittsburgh, 2008 (33-36)

A NOTRE DAME PLAYER

Rushing

Rushed for 250 or more yards:	Julius Jones at Pittsburgh, 2003 (262)
Rushed for 200 or more yards:	Dexter Williams vs. Florida State, 2018 (202)
Rushed for 175 or more yards:	Kyren Williams vs. North Carolina, 2021 (199)
Rushed for 150 or more yards:	Kyren Williams vs. North Carolina, 2021 (199)
Rushed for 125 or more yards:	Kyren Williams vs. North Carolina, 2021 (199)
Rushed for 100 or more yards:	Kyren Williams vs. North Carolina, 2021 (199)
Quarterback rushed for 200 or more yards:	Brandon Wimbush at Boston College, 2017 (207)
Quarterback rushed for 100 or more yards:	Ian Book at Duke, 2019 (139)
Rushed 40 or more times:	Allen Pinkett at LSU, 1984 (40)
Rushed 35 or more times:	Julius Jones vs. BYU, 2003 (35)
Rushed 30 or more times:	James Aldridge vs. Navy, 2007 (32)
Rushed 25 or more times:	Kyren Williams vs. Southern Cal, 2021 (25)
Rushed for four or more TDs:	Brandon Wimbush at Boston College, 2017 (4)
Rushed for three or more TDs:	Kyren Williams vs. Clemson, 2020 (3)
Rushed for two or more TDs:	Kyren Williams vs. Southern Cal, 2021 (2)
Had a run of 90 yards or more:	Kyren Williams vs. North Carolina, 2021 (91)
Had a run of 80 or more yards:	Kyren Williams vs. North Carolina, 2021 (91)
Had a run of 70 or more yards:	Kyren Williams vs. North Carolina, 2021 (91)
Had a run of 60 or more yards:	Kyren Williams vs. North Carolina, 2021 (91)
Had a run of 50 or more yards:	Kyren Williams vs. North Carolina, 2021 (91)

Passing

Passed for 500 or more yards:	Joe Theismann at USC, 1970 (526)
Passed for 400 or more yards:	DeShone Kizer vs. Syracuse, 2016 (471)
Passed for 300 or more yards:	Jack Coan at Florida State, 2021 (366)
Attempted 50 or more passes:	Ian Book vs. Virginia Tech, 2019 (53)
Attempted 40 or more passes:	Ian Book vs. Boston College, 2019 (40)
Attempted 30 or more passes:	Jack Coan vs. Purdue, 2021 (31)
Completed 30 or more passes:	Everett Golson at Florida State, 2014 (31)
Completed 20 or more passes:	Jack Coan at Florida State, 2021 (26)
Threw six TDs:	Brady Quinn vs. BYU, 2005 (6)
Threw five or more TDs:	Ian Book vs. Navy, 2019 (5)
Threw four or more TDs:	Jack Coan at Florida State, 2021 (4)
Threw three or more TDs:	Jack Coan at Florida State, 2021 (4)
Threw three or more TDs in a half:	Ian Book at Boston College, 2020 (3)
Threw five or more interceptions:	Terry Hanratty vs. USC, 1967 (5)
Threw four or more interceptions:	Everett Golson at Arizona State, 2014 (4)
Threw three or more interceptions:	Brandon Wimbush vs. Ball State, 2018 (3)
Completed a pass of 90 yards or more:	Dayne Crist vs. Michigan, 2010 (95)
Completed a pass of 80 or more yards:	Brandon Wimbush at Stanford, 2017 (83)
Completed a pass of 70 or more yards:	Ian Book at Pittsburgh, 2020 (73)
Completed a pass of 60 or more yards:	Jack Coan vs. Purdue, 2021 (62)
Completed a pass of 50 or more yards:	Jack Coan vs. Purdue, 2021 (62)

Receiving

Caught 15 or more passes:	Never
Caught 10 or more passes:	Miles Boykin vs. Stanford, 2018 (11)
Caught seven or more passes:	Michael Mayer vs. Cincinnati, 2021 (8)
Had 200 or more yards receiving:	Golden Tate at Stanford, 2009 (201)
Had 175 or more yards receiving:	Chase Claypool vs. Wake Forest, 2017 (180)
Had 150 or more yards receiving:	Chase Claypool vs. Wake Forest, 2017 (180)
Had 100 or more yards receiving:	Avery Davis vs. Purdue, 2021 (120)
Caught four or more TDs:	Chase Claypool vs. Navy, 2019 (4)
Caught three or more TDs:	Javon McKinley vs. Syracuse, 2020 (3)
Caught two or more TDs:	Michael Mayer vs. Toledo, 2021 (2)
Caught three or more TDs in one half:	Ben Skowronek at Boston College, 2020 (3)

Total Offense

Had 500 or more yards total offense:	Joe Theismann at USC, 1970 (512)
Had 400 or more yards total offense:	Ian Book vs. New Mexico, 2019 (406)
Had 100 yards both passing and rushing:	Ian Book at Duke, 2019 (181 passing, 139 rushing)

Scoring

Accounted for six or more touchdowns:	Ian Book vs. New Mexico, 2019 (1 rushing, 5 passing)
Accounted for five or more touchdowns:	Ian Book vs. Syracuse, 2020 (3 passing, 2 rushing)
Accounted for four or more touchdowns:	Jack Coan at Florida State, 2021 (4 passing)
Accounted for three or more touchdowns:	Jack Coan at Florida State, 2021 (4 passing)

Defense

Intercepted three or more passes:	Harrison Smith vs. Miami (Fla.), 2010 (3)
Intercepted two or more passes:	Cam Hart vs. Wisconsin, 2021 (2)
Recovered three or more fumbles:	Never
Forced two fumbles:	Daelin Hayes at Georgia Tech, 2020 (2)
Recovered two fumbles:	Nick McCloud vs. Clemson, 2020 (2)
Recorded 20 or more tackles:	Manti Te'o vs. Stanford, 2010 (21)
Recorded 15 or more tackles:	Te'von Coney vs. LSU (Citrus Bowl), 2017 (17)
Recorded 10 or more tackles:	JD Bertrand at Virginia Tech, 2021 (10)
Recorded 4.0 or more sacks:	Jerry Tillery vs. Stanford, 2018 (4.0)
Recorded 3.0 or more sacks:	Jeremiah Owusu-Koramoah vs. Iowa State - Camping World Bowl, 2019 (3)
Recorded 2.0 or more sacks:	Isaiah Foskey vs. Southern Cal, 2021 (2.0)

Special Teams

Scored 17 or more points kicking:	Jonathan Doerer vs. Clemson, 2020 (17)
Scored 15 or more points kicking:	Jonathan Doerer vs. Clemson, 2020 (17)
Scored 10 or more points kicking:	Jonathan Doerer vs. North Carolina, 2021 (14)
Kicked five or more field goals:	Kyle Brindza vs. Rutgers (Pinstripe Bowl), 2013 (5)
Kicked four or more field goals:	Jonathan Doerer vs. Clemson, 2020 (4)
Kicked two field goals of 50 or more yards:	Never
Kicked a field goal of 50 or more yards:	Jonathan Doerer at Wisconsin, 2021 (51)
Kicked a punt 70 or more yards:	Jay Bramblett at Wisconsin, 2021 (72)
Kicked a punt 60 or more yards:	Jay Bramblett at Wisconsin, 2021 (72)
Punted 10 or more times:	Jay Bramblett at Michigan, 2019 (10)
Totaled 175 or more kickoff return yards:	C.J. Sanders at Stanford, 2015 (182)
Totaled 100 or more punt return yards:	C.J. Sanders at Stanford, 2015 (182)

AN OPPOSING TEAM

Rushing

Had 400 or more yards:	Pittsburgh, 1975 (411)
Had 300 or more yards:	Michigan, 2019 (303)
Had 200 or more yards:	North Carolina, 2021 (223)
Had 50 or more rushing attempts:	Navy, 2019 (64)
Had five or more rush TDs:	Texas, 2016 (5)
Had four or more rush TDs:	Texas, 2016 (5)
Had two or more players with 100 rush yards in a game:	BYU, 2013 (Taysom Hill - 101, Paul Lasike - 101)

Passing

Had 400 or more yards:	Clemson, 2020 (439)
Had 300 or more yards:	North Carolina, 2021 (341)
Had 60 or more pass attempts:	Tennessee, 1990 (60)
Had 50 or more pass attempts:	USC, 2018 (51)
Had 40 or more pass attempts:	Boston College, 2020 (40)
Had 30 or more pass completions:	Virginia, 2019 (30)
Had five or more passing TDs:	USC, 2014 (6)
Had four or more passing TDs:	Alabama, CFP Semifinal at the Rose Bowl, 2021 (4)
Had three or more passing TDs:	Alabama, CFP Semifinal at the Rose Bowl, 2021 (4)

Receiving

Had two players with 100 receiving yards in a game: Clemson, 2020
(Cornell Powell - 161, Amari Rodgers - 134)

Total Offense

Had 600 or more yards total offense: Ohio State, 2006 Fiesta Bowl (617)
 Had 500 or more yards total offense: North Carolina 2021 (564)
 Had 400 or more yards total offense: Southern Cal, 2021 (428)
 Had 90 or more plays: Wake Forest, 2018 (92)
 Had 80 or more plays: Virginia Tech, 2018 (85)
 Had 75 or more plays: Clemson, 2020 (77)

Scoring

Scored 60 or more points: Never
 Scored 50 or more points: Texas, 2016 (50)
 Scored 40 or more points: Clemson, 2020 (40)
 Scored 30 or more points: North Carolina, 2021 (34)
 Scored a two-point conversion: Florida State, 2021

Turnovers

Did not commit a turnover: Alabama, CFP Semifinal at the Rose Bowl, 2021
 Had three or more fumbles lost: Clemson, 2020 (3)
 Intercepted five or more passes: USC, 1967 (7)
 Intercepted four or more passes: Arizona State, 2014 (4)
 Intercepted three or more passes: Ball State, 2018 (3)
 Returned an interception for a TD: Virginia Tech, 2021
(Jermaine Waller - 26 yards)
 Returned a fumble for a TD: at Georgia Tech, 2020
(Zamari Walton - 93 yards)

Defense

Held ND to 10 or fewer first downs: at NC State, 2016 (10)
 Scored a safety: vs. Stanford, 2016
 Held ND to 50 or fewer rushing yards: vs. Wisconsin, 2021 (3)
 Held ND to 200 or fewer passing yards: at Georgia Tech, 2020 (199)
 Held ND to 100 or fewer passing yards: at Boston College, 2017 (96)
 Held ND to 300 or fewer yards total offense: Michigan, 2019 (180)
 Held ND to 200 or fewer yards total offense: at Michigan, 2019 (180)

Special Teams

Returned a punt for a TD: at USC, 2016 (Adore Jackson - 55 yards)
 Returned a blocked punt for a TD: NC State, 2017
(Germaine Pratt - 0 yards)
 Returned a kickoff for a TD: Pittsburgh, 2018 (Maurice French - 99 yards)
 Returned a punt for TD and kickoff for TD in same game: at USC, 2016
(Adore Jackson - 55 yd PR; 97 yd KO)
 Punted 10 or more times: Boston College, 2010 (11)
 Did not punt: Miami (Fla.), 1985
 Missed a kicking PAT: Southern Cal, 2021

Miscellaneous

Had 30 or more first downs: Wake Forest, 2017 (34)
 Had 20 or more first downs: North Carolina, 2021 (28)
 Had 10 or more penalties: Pittsburgh, 2020 (12)
 Had 100 or more yards in penalties: Georgia, 2017 (127)
 Had 35 minutes or more of possession time: Navy, 2019 (36:00)
 Had one 100-yard receiver and one 100-yard rusher: Southern Cal, 2021
(Keaontay Ingram, 138 rushing; Drake London, 171 receiving)

AN OPPOSING PLAYER

Rushing

Rushed for 300 or more yards: Tony Dorsett, Pittsburgh, 1975 (303)
 Rushed for 200 or more yards: Alexander Teich, Navy, 2010 (210)
 Rushed for 150 or more yards: Tyler Gaffney, Stanford, 2013 (189)
 Rushed for 100 or more yards: Sam Howell, North Carolina, 2021 (101)
 Rushed 40 or more times: Craig Heyward, Pittsburgh, 1987 (42)
 Rushed 30 or more times: Tyler Gaffney, Stanford, 2013 (33)
 Rushed 25 or more times: Malcolm Perry, Navy, 2019 (25)
 Rushed for five or more TDs: Walter Reyes, Syracuse, 2003 (5)
 Rushed for four or more TDs: Ezekiel Elliott, Ohio State (Fiesta Bowl), 2015 (4)
 Rushed for three or more TDs: Tyrone Swoopes, Texas, 2016 (3)
 Rushed for two or more TDs: Ty Chandler, vs. North Carolina, 2021 (2)
 Had a run of 80 or more yards: Jashaun Corbin, Florida State, 2021 (89)
 Had a run of 70 or more yards: Jashaun Corbin, Florida State, 2021 (89)
 Had a run of 60 or more yards: Devin Maddox, Toledo, 2021 (67)
 Had a run of 50 or more yards: Ty Chandler, vs. North Carolina, 2021 (55)

Passing

Passed for 500 or more yards: Never
 Passed for 400 or more yards: D.J. Uiagalelei, Clemson, 2020 (439)
 Passed for 300 or more yards: Sam Howell, North Carolina, 2021 (341)
 Attempted 60 or more passes: Andy Kelly, Tennessee, 1990 (60)
 Attempted 50 or more passes: JT Daniels, USC, 2018 (51)
 Attempted 40 or more passes: Phil Jurkovec, Boston College, 2020 (40)
 Completed 30 or more passes: Bryce Perkins, Virginia, 2019 (30)
 Completed 20 or more passes: Kedon Slovis, Southern Cal, 2021 (27)
 Threw six or more TDs: Cody Kessler, USC, 2014 (6)
 Threw five or more TDs: Cody Kessler, USC, 2014 (6)
 Threw four or more TDs: Mac Jones, Alabama, CFP Semifinal at the Rose Bowl, 2021 (4)
 Threw three or more TDs: Mac Jones, Alabama, CFP Semifinal at the Rose Bowl, 2021 (4)
 Completed a pass of 90 or more yards: Kyle Orton, Purdue, 2004 (97)
 Completed a pass of 80 or more yards: Cody Kessler, USC, 2015 (83)
 Completed a pass of 70 or more yards: Eric Dungey, Syracuse, 2016 (72)
 Completed a pass of 60 or more yards: Carter Bradley, Toledo, 2021 (66)
 Completed a pass of 50 or more yards: Carter Bradley, Toledo, 2021 (66)

Receiving

Caught 15 or more passes: Drake London, Southern Cal, 2021 (15)
 Caught 10 or more passes: Josh Downs, North Carolina, 2021 (10)
 Caught seven or more passes: Devin Maddox, Toledo, 2021 (9)
 Had 200 or more yards receiving: Selwyn Lymon, Purdue, 2006 (238)
 Had 150 or more yards receiving: Drake London, Southern Cal, 2020 (171)
 Had 100 or more yards receiving: Josh Downs, North Carolina, 2021 (142)
 Caught three or more TD passes: DeVonta Smith, Alabama, CFP Semifinal at the Rose Bowl, 2021 (3)
 Caught two or more TD passes: DeVonta Smith, Alabama, CFP Semifinal at the Rose Bowl, 2021 (3)

Scoring

Accounted for six or more touchdowns: Cody Kessler, USC, 2014 (6 passing, 0 rushing)
 Accounted for five or more touchdowns: Eric Dungey, Syracuse, 2016 (2 passing, 3 rushing)
 Accounted for four or more touchdowns: Mac Jones, Alabama, CFP Semifinal at the Rose Bowl, 2021 (4 passing)
 Accounted for three or more touchdowns: Mac Jones, Alabama, CFP Semifinal at the Rose Bowl, 2021 (4 passing)

Defense

Intercepted three or more passes: Rod Johnson, North Carolina State, 2003 (3)
 Intercepted two or more passes: Justin Simmons, Boston College, 2015 (2)
 Recorded three or more sacks: Bradley Chubb, NC State, 2016 (3.0)
 Recorded two or more sacks: Nick Herbig, Wisconsin, 2021 (2.0)

Special Teams

Kicked four or more field goals: B.T. Potter, Clemson, 2020 (4)
 Kicked a field goal 50 or more yards: John Parker Romo, Virginia Tech, 2021 (52)
 Kicked a punt of 65 or more yards: Jake Bailey, Stanford, 2017 (65)
 Totalled 100 or more kick return yards: Damond Philyaw-Johnson, Duke, 2019 (122)



2021-22 Notre Dame Football
Overall Team Statistics
All games

Page 1/2
as of Nov 01, 2021

Team Statistics

	ND	OPP
Scoring	261	196
Points per game	32.6	24.5
Points Off Turnovers	72	46
First Downs	170	161
Rushing	53	63
Passing	96	87
Penalty	21	11
Rushing Yardage	1047	1094
Yards gained rushing	1274	1298
Yards lost rushing	227	204
Rushing attempts	294	271
Average per rush	3.6	4.0
Average per game	130.9	136.8
TDs Rushing	12	12
Passing Yardage	2066	2062
Comp-Att-Int	164-268-7	175-290-12
Average per pass	7.7	7.1
Average per catch	12.6	11.8
Average per game	258.3	257.8
TDs Passing	17	8
Total offense	3113	3156
Total plays	562	561
Average per play	5.5	5.6
Average per game	389.1	394.5
Kick returns: #-Yards	10-252	30-606
Punt returns: #-Yards	9-102	12-82
Int returns: #-Yards	12-246	7-103
Kick return average	25.2	20.2
Punt return average	11.3	6.8
Int return average	20.5	14.7
Fumbles-Lost	7-4	11-5
Penalties-Yards	50-423	60-461
Average per game	52.9	57.6
Punts-Yards	38-1712	40-1797
Average per punt	45.1	44.9
Net punt average	41.3	40.4
Kickoffs-Yards	52-3181	44-2787
Average per kick	61.2	63.3
Net kick average	39.6	38.7
Time of possession / game	29:56	30:04
3rd-down conversion	45/116	41/115
3rd-down pct	39%	36%
4rd-down conversion	6/10	4/8





**2021-22 Notre Dame Football
Overall Team Statistics
All games**

Page 2/2
as of Nov 01, 2021

	ND	OPP
4rd-down pct	60%	50%
Sacks by-Yards	23-159	27-146
Misc Yards	0	0
Touchdowns scored	32	22
Field goals - attempts	12-16	15-20
On-Side kicks	0-0	0-0
Red-zone scores	(23-27) 85%	(26-32) 81%
Red-zone touchdowns	(16-27) 59%	(13-32) 41%
PAT-attempts	(31-32) 97%	(18-22) 82%
Attendance	362612	133948
Games / Avg per game	5/72522	2/66974
Neutral site games	-	1/59571

Score by Periods

Team	1st	2nd	3rd	4th	OT	TOT
Notre Dame	28	71	63	96	3	261
Opponents	26	56	46	68	0	196





Rushing

Player	gp	att	gain	loss	net	avg	td	lg	avg/g
Kyren Williams	8	143	739	32	707	4.9	7	91	88.4
Jack Coan	8	41	81	141	-60	-1.5	1	21	-7.5
Chris Tyree	7	35	118	6	112	3.2	1	12	16.0
Tyler Buchner	6	33	201	7	194	5.9	2	26	32.3
Logan Diggs	3	20	74	0	74	3.7	1	10	24.7
Drew Pyne	2	6	18	24	-6	-1.0	0	11	-3.0
Avery Davis	8	3	19	0	19	6.3	0	10	2.4
C'Bo Flemister	3	3	10	0	10	3.3	0	6	3.3
Braden Lenzy	8	1	14	0	14	14.0	0	14	1.8
Team	8	9	0	17	-17	-1.9	0	0	-2.1
Total	8	294	1274	227	1047	3.6	12	91	130.9
Opponents	8	271	1298	204	1094	4.0	12	89	136.8

Passing

Player	gp	effic	comp-att-int	pct	yds	td	lg	avg/g
Jack Coan	8	141.5	136-214-4	63.6	1610	12	62	201.3
Drew Pyne	2	134.7	15-30-0	50.0	224	2	32	112.0
Tyler Buchner	6	151.6	13-24-3	54.2	232	3	55	38.7
Total	8	141.7	164-268-7	61.2	2066	17	62	258.3
Opponents	8	120.9	175-290-12	60.3	2062	8	66	257.8

Receiving

Player	gp	no.	yds	avg	td	lg	avg/g
Michael Mayer	7	41	465	11.3	3	41	66.4
Kyren Williams	8	27	257	9.5	3	55	32.1
Avery Davis	8	25	368	14.7	4	62	46.0
Kevin Austin	8	25	392	15.7	4	46	49.0
Braden Lenzy	8	17	209	12.3	1	32	26.1
Chris Tyree	7	13	117	9.0	1	55	16.7
Lorenzo Styles Jr.	8	8	147	18.4	0	40	18.4
Joe Wilkins	5	4	61	15.3	1	23	12.2
Deion Colzie	6	2	20	10.0	0	13	3.3
George Takacs	8	1	15	15.0	0	15	1.9
Logan Diggs	3	1	15	15.0	0	15	5.0
Total	8	164	2066	12.6	17	62	258.3
Opponents	8	175	2062	11.8	8	66	257.8

Punt Returns

Player	no.	yds	avg	td	lg
Kyren Williams	9	102	11.3	0	47
Total	9	102	11.3	0	47
Opponents	12	82	6.8	0	17

Interceptions

Player	no.	yds	avg	td	lg
Kyle Hamilton	3	0	0.0	0	0
DJ Brown	2	17	8.5	0	17
Cam Hart	2	32	16.0	0	32
TaRiq Bracy	1	0	0.0	0	0
Drew White	1	48	48.0	1	48
Bo Bauer	1	79	79.0	0	79
Jack Kiser	1	66	66.0	1	66
Clarence Lewis	1	4	4.0	0	4
Total	12	246	20.5	2	79
Opponents	7	103	14.7	2	27

Kick Returns

Player	no.	yds	avg	td	lg
Chris Tyree	8	238	29.8	1	96
George Takacs	1	0	0.0	0	0
Lorenzo Styles Jr.	1	14	14.0	0	14
Total	10	252	25.2	1	96
Opponents	30	606	20.2	0	40

Fumble Returns

Player	no.	yds	avg	td	lg
Total	0	0	0.0	0	0
Opponents	0	0	0.0	0	0



Scoring

Player	td	fg	PAT						pts
			kick	rush	rcv	pass	dxp	saf	
Jonathan Doerer	-	12-16	29-30	-	-	-	-	-	65
Kyren Williams	10	-	-	-	1	-	-	-	62
Kevin Austin	4	-	-	-	1	-	-	-	26
Avery Davis	4	-	-	-	-	1	-	-	24
Chris Tyree	3	-	-	-	-	-	-	-	18
Michael Mayer	3	-	-	-	-	-	-	-	18
Tyler Buchner	2	-	-	-	-	-	-	-	12
Jack Coan	1	-	-	-	-	1	-	-	6
Drew White	1	-	-	-	-	-	-	-	6
Braden Lenzy	1	-	-	-	-	-	-	-	6
Jack Kiser	1	-	-	-	-	-	-	-	6
Joe Wilkins	1	-	-	-	-	-	-	-	6
Logan Diggs	1	-	-	-	-	-	-	-	6
Total	32	12-16	29-30	0	2	2	0	0	261
Opponents	22	15-20	17-19	0	1	1	0	0	196

Field Goals

Player	fg	pct.	01-19	20-29	30-39	40-49	50-99	lg	blk
Jonathan Doerer	12-16	75.0	0-0	4-4	3-5	4-5	1-2	51	0
Opponents	15-20	75.0	1-1	5-5	7-10	1-2	1-2	52	0

FG Sequence

Team Name	Notre Dame	Opponents
Florida St.	(48),(41)	(43),37
Purdue	(28),45	(34)
Wisconsin	39,(51),(37)	(37),(27),52
Southern California	36	
Toledo		(31),(32)

Numbers in (parentheses) indicate field goal was made

Total Offense

Player	g	plays	rush	pass	total	avg/g
Jack Coan	8	255	-60	1610	1550	193.8
Kyren Williams	8	143	707	0	707	88.4
Tyler Buchner	6	57	194	232	426	71.0
Drew Pyne	2	36	-6	224	218	109.0
Chris Tyree	7	35	112	0	112	16.0
Logan Diggs	3	20	74	0	74	24.7
Avery Davis	8	3	19	0	19	2.4
Braden Lenzy	8	1	14	0	14	1.8
C'Bo Flemister	3	3	10	0	10	3.3
Team	8	0	-17	0	-17	-2.1
Total	8	562	1047	2066	3113	389.1
Opponents	8	561	1094	2062	3156	394.5

Punting

Player	no.	yds	avg	lg	tb	fc	i20	50+	blk
Jay Bramblett	38	1712	45.1	72	3	13	13	10	0
Total	38	1712	45.1	72	3	13	13	10	0
Opponents	40	1797	44.9	68	5	12	11	11	0

Kickoffs

Player	no.	yds	avg	tb	ob	retn	net	ydln
Jonathan Doerer	52	3181	61.2	19	0			
Total	52	3181	61.2	19	0	30	39.6	25
Opponents	44	2787	63.3	28	1	10	38.7	26



2021-22 Notre Dame Football
Overall Defense Statistics
All games

Page 1/1
as of Nov 02, 2021

Team Defense

##	Player	gp	Tackles				Sacks	Pass defense			Fumbles		blkd	
			ua	a	tot	tfl/yds		no-yds	int-yds	brup	qbh	fr-yds	ff	kick
27	JD Bertrand	8	43	28	71	3-17	1.5-13	.	.	3	1-0	.	.	.
7	Isaiah Foskey	8	28	11	39	9.5-97	9-97	.	1	4	2-0	3	.	.
40	Drew White	8	24	14	38	3-6	1-3	1-48	1	2	1-0	.	.	.
14	Kyle Hamilton	7	19	16	35	.	.	3-0	4
57	Jayson Ademilola	8	17	15	32	4.5-17	2.5-15	.	2	3	.	1	.	.
5	Cam Hart	8	18	13	31	1-5	.	2-32	4
6	Clarence Lewis	8	24	6	30	.	.	1-4	2
24	Jack Kiser	8	17	12	29	.	.	1-66	3	1
2	DJ Brown	6	12	17	29	1-2	.	2-17	1
3	Houston Griffith	8	19	9	28	1
28	TaRiq Bracy	8	17	9	26	.	.	1-0	1	.	1-0	.	.	.
10	Isaiah Pryor	7	13	13	26	1-2	.	.	.	3
52	Bo Bauer	8	12	11	23	1-3	.	1-79	4	1
9	Justin Ademilola	8	12	9	21	3-8	2-6	.	1	4
95	Myron Tagovailoa-Amosa	8	12	5	17	6-16	2-8	.	1	7	.	1	.	.
41	Kurt Hinish	6	5	9	14	2.5-6	1-3	.	.	1
56	Howard Cross III	6	5	7	12	1.5-4	.	.	.	4
99	Rylie Mills	6	5	4	9	1-5	1-5	.	.	3
31	Nana Osafo-Mensah	6	2	5	7	2-8	2-8	.	.	2
54	Jacob Lacey	4	4	1	5	1-1
12	Jordan Botelho	3	4	.	4	1-1	1-1	.	.	2
46	Adam Shibley	2	1	2	3
22	Justin Walters	2	3	.	3
26	Xavier Watts	1	1	2	3
32	Prince Kollie	2	1	1	2
44	Kahanu Kia	2	1	1	2
39	Jonathan Doerer	2	2	.	2
11	Ramon Henderson	2	2	.	2
73	Andrew Kristofic	1	1	.	1
4	Kevin Austin	1	1	.	1
87	Michael Mayer	1	1	.	1
17	Jack Coan	1	1	.	1
65	Michael Vinson	1	.	1	1
38	Davis Sherwood	1	.	1	1
76	Joe Alt	1	1	.	1
30	Chris Velotta	1	1	.	1
0	Braden Lenzy	1	1	.	1
Totals		8	331	222	553	42-198	23-159	12-246	25	41	5-0	5	0	0
Opponents		8	336	164	500	50-188	26-146	7-103	29	17	4-0	4	0	0



2021-22 Notre Dame Football
Team Game-by-Game
All games

Date	Opponent	Rushing				Receiving				Passing				Kick Returns				Punt Returns				tot off
		no.	yds	td	lg	no.	yds	td	lg	cmp-att-int	yds	td	lg	no.	yds	td	lg	no.	yds	td	lg	
09/05/2021	at Florida St.	35	65	1	12	26	366	4	55	26-35-1	366	4	55	0	0	0	0	1	4	0	4	431
09/11/2021	Toledo	39	132	1	43	24	317	3	55	24-36-1	317	3	55	1	19	0	19	0	0	0	0	449
09/18/2021	Purdue	34	120	1	51	15	223	2	62	15-32-0	223	2	62	0	0	0	0	2	30	0	23	343
09/25/2021	vs Wisconsin	32	3	0	8	21	239	2	36	21-37-0	239	2	36	3	132	1	96	3	20	0	10	242
10/02/2021	Cincinnati	28	84	1	16	23	257	1	32	23-46-2	257	1	32	4	87	0	30	2	1	0	6	341
10/09/2021	at Virginia Tech	43	180	2	11	15	221	2	46	15-26-2	221	2	46	0	0	0	0	0	0	0	0	401
10/23/2021	Southern California	41	170	3	38	22	213	1	29	22-30-1	213	1	29	1	14	0	14	0	0	0	0	383
10/30/2021	North Carolina	42	293	3	91	18	230	2	40	18-26-0	230	2	40	1	0	0	0	1	47	0	47	523
Notre Dame		294	1047	12	91	164	2066	17	62	164-268-7	2066	17	62	10	252	1	96	9	102	0	47	3113
Opponents		271	1094	12	89	175	2062	8	66	175-290-12	2062	8	66	30	606	0	40	12	82	0	17	3156

Notre Dame Averages

Games	Avg/ rush	Avg/ catch	Pass effic	KR avg	PR avg	All purpose avg/game	Total offense avg/game
8	3.6	12.6	141.7	25.2	11.3	464.1	389.1

Date	Opponent	Tackles			Sacks	Fumble	Pass Defense			blkd	PAT attempts			off				
		ua	a	total			tfl-yds	no-yds	ff		fr-yds	int-yds	qbh	brup	kick	kick	rush	rcv
09/05/2021	at Florida St.	36	40	76	8.0-43	5-34	0	0-0	3-4	8	1	0	5-5	0	0	0	21	41
09/11/2021	Toledo	40	18	58	5.0-29	5-29	1	1-0	0-0	4	6	0	3-3	0	1	0	0	32
09/18/2021	Purdue	43	42	85	5.0-29	3-24	0	1-0	2-0	8	7	0	3-3	0	0	0	0	27
09/25/2021	vs Wisconsin	44	8	52	4.0-8	1-3	1	1-0	4-146	5	2	0	5-5	0	0	0	31	41
10/02/2021	Cincinnati	34	22	56	2.0-11	1-10	1	1-0	0-0	5	4	0	1-2	0	0	0	7	13
10/09/2021	at Virginia Tech	33	44	77	7.0-22	1-10	0	1-0	1-0	7	1	0	3-3	0	1	0	7	32
10/23/2021	Southern California	55	18	73	3.0-34	3-34	2	1-0	1-79	3	3	0	4-4	0	0	0	3	31
10/30/2021	North Carolina	46	30	76	7.0-19	4-15	0	0-0	1-17	1	1	0	5-5	0	0	0	3	44
Notre Dame		331	222	553	41.0-195	23-159	5	6-0	12-246	41	25	0	29-30	0	2	0	72	261
Opponents		337	164	501	49.0-185	27-146	5	5-0	7-103	17	29	0	17-19	0	1	0	46	196

Date	Opponent	Punting										Field Goals			Kickoffs			
		no.	yds	avg	long	blkd	tb	fc	50+	i20	md-att	long	blkd	no.	yds	avg	tb	ob
09/05/2021	at Florida St.	6	236	39.3	50	0	0	5	1	3	2-2	48	0	7	450	64.3	4	0
09/11/2021	Toledo	3	148	49.3	58	0	0	2	1	1	1-2	48	0	6	381	63.5	3	0
09/18/2021	Purdue	7	298	42.6	52	0	0	1	1	2	2-3	30	0	7	381	54.4	3	0
09/25/2021	vs Wisconsin	7	324	46.3	72	0	0	2	2	3	2-3	51	0	8	443	55.4	2	0
10/02/2021	Cincinnati	6	278	46.3	52	0	1	2	1	2	0-0	0	0	3	195	65.0	3	0
10/09/2021	at Virginia Tech	6	293	48.8	55	0	1	0	2	2	1-1	48	0	6	377	62.8	0	0
10/23/2021	Southern California	1	52	52.0	52	0	0	1	1	0	1-2	21	0	6	377	62.8	1	0
10/30/2021	North Carolina	2	83	41.5	50	0	1	0	1	0	3-3	31	0	9	577	64.1	3	0
Notre Dame		38	1712	45.1	72	0	3	13	10	13	12-16	51	0	52	3181	61.2	19	0
Opponents		40	1797	44.9	68	0	5	12	11	11	15-20	52	0	44	2787	63.3	28	1



2021-22 Notre Dame Football
Opponents Game-by-Game
All games

Date	Opponent	Rushing				Receiving				Passing				Kick Returns				Punt Returns				tot		
		no.	yds	td	lg	no.	yds	td	lg	cmp	att	int	yds	td	lg	no.	yds	td	lg	no.	yds	td	lg	off
09/05/2021	at Florida St.	48	264	3	89	14	178	2	60	14	26	3	178	2	60	3	72	0	33	0	0	0	0	442
09/11/2021	Toledo	30	116	1	67	20	229	1	66	20	33	0	229	1	66	3	58	0	38	0	0	0	0	345
09/18/2021	Purdue	25	57	0	31	36	291	1	32	36	54	2	291	1	32	3	50	0	22	5	34	0	15	348
09/25/2021	vs Wisconsin	28	78	0	10	18	240	1	43	18	41	4	240	1	43	5	87	0	33	3	16	0	6	318
10/02/2021	Cincinnati	30	93	1	16	19	297	2	45	19	32	0	297	2	45	0	0	0	0	2	17	0	17	390
10/09/2021	at Virginia Tech	37	134	2	19	17	187	0	25	17	34	1	187	0	25	6	137	0	33	2	15	0	12	321
10/23/2021	Southern California	33	129	2	22	27	299	0	44	27	37	1	299	0	44	5	96	0	24	0	0	0	0	428
10/30/2021	North Carolina	40	223	3	53	24	341	1	41	24	33	1	341	1	41	5	106	0	40	0	0	0	0	564
Opponents		271	1094	12	89	175	2062	8	66	175	290	12	2062	8	66	30	606	0	40	12	82	0	17	3156
Notre Dame		294	1047	12	91	164	2066	17	62	164	268	7	2066	17	62	10	252	1	96	9	102	0	47	3113

Opponents Averages

Games	Avg/ rush	Avg/ catch	Pass effic	KR avg	PR avg	All purpose avg/game	Total offense avg/game
8	4.0	11.8	120.9	20.2	6.8	493.4	394.5

Date	Opponent	Tackles			Sacks	Fumble	Pass Defense			blkd	PAT attempts			off				
		ua	a	total	tfl-yds	no-yds	ff	fr-yds	int-yds	qbh	brup	kick	kick	rush	rcv	saf	t/o	pts
09/05/2021	at Florida St.	34	36	70	9.0-26	4-16	0	0-0	1-5	0	2	0	3-4	0	1	0	0	38
09/11/2021	Toledo	50	16	66	6.0-37	6-37	2	2-0	1-27	6	5	0	2-2	0	0	0	17	29
09/18/2021	Purdue	37	12	49	8.0-30	5-26	1	0-0	0-0	1	4	0	1-1	0	0	0	13	
09/25/2021	vs Wisconsin	44	14	58	11.0-43	6-33	2	1-0	0-0	3	5	0	1-1	0	0	0	13	
10/02/2021	Cincinnati	42	22	64	8.0-25	2-15	0	1-0	2-31	4	8	0	3-3	0	0	0	7	24
10/09/2021	at Virginia Tech	33	38	71	2.0-12	2-12	0	0-0	2-40	2	1	0	2-2	0	0	0	13	29
10/23/2021	Southern California	46	18	64	1.0-6	1-6	0	1-0	1-0	0	3	0	1-2	0	0	0	6	16
10/30/2021	North Carolina	51	8	59	4.0-6	1-1	0	0-0	0-0	1	1	0	4-4	0	0	0	34	
Opponents		337	164	501	49.0-185	27-146	5	5-0	7-103	17	29	0	17-19	0	1	0	46	196
Notre Dame		331	222	553	41.0-195	23-159	5	6-0	12-246	41	25	0	29-30	0	2	0	72	261

Date	Opponent	Punting										Field Goals			Kickoffs			
		no.	yds	avg	long	blkd	tb	fc	50+	i20	md-att	long	blkd	no.	yds	avg	tb	ob
09/05/2021	at Florida St.	4	171	42.8	53	0	0	3	1	1	1-2	43	0	7	444	63.4	3	0
09/11/2021	Toledo	7	318	45.4	68	0	1	2	2	4	3-3	32	0	7	451	64.4	6	0
09/18/2021	Purdue	7	268	38.3	56	0	0	1	1	2	2-2	34	0	4	256	64.0	3	1
09/25/2021	vs Wisconsin	6	299	49.8	62	0	1	0	2	1	2-3	37	0	4	250	62.5	1	0
10/02/2021	Cincinnati	5	219	43.8	50	0	1	2	1	0	1-3	23	0	5	312	62.4	1	0
10/09/2021	at Virginia Tech	6	294	49.0	64	0	1	3	2	1	3-3	52	0	6	388	64.7	5	0
10/23/2021	Southern California	2	99	49.5	52	0	1	1	1	0	1-2	33	0	4	256	64.0	3	0
10/30/2021	North Carolina	3	129	43.0	54	0	0	0	1	2	2-2	38	0	7	430	61.4	6	0
Opponents		40	1797	44.9	68	0	5	12	11	11	15-20	52	0	44	2787	63.3	28	1
Notre Dame		38	1712	45.1	72	0	3	13	10	13	12-16	51	0	52	3181	61.2	19	0



**2021-22 Notre Dame Football
Red-Zone Results
All games**

Notre Dame Inside Opponent Red-Zone

Date	Opponent	Score	Times In RZ	Times Scored	Total Pts	Total TDs	Rush TDs	Pass TDs	FGs Made	Failed to score inside RZ					
										FGA	Down	Int	Fumb	Half	Game
09/05/2021	at Florida St.	W 41-38	2	2	14	2	1	1	0	0	0	0	0	0	0
09/11/2021	Toledo	W 32-29	2	2	15	2	0	2	0	0	0	0	0	0	0
09/18/2021	Purdue	W 27-13	2	2	6	0	0	0	2	2	0	0	0	0	0
09/25/2021	vs Wisconsin	W 41-13	3	2	10	1	0	1	1	2	0	0	0	0	0
10/02/2021	Cincinnati	L 13-24	2	1	7	1	1	0	0	0	0	1	0	0	0
10/09/2021	at Virginia Tech	W 32-29	4	4	29	4	2	2	0	0	0	0	0	0	0
10/23/2021	Southern California	W 31-16	7	5	31	4	3	1	1	2	0	0	0	0	1
10/30/2021	North Carolina	W 44-34	5	5	23	2	1	1	3	3	0	0	0	0	0
Totals 23 of 27 (85.2%)			27	23	135	16	8	8	7	9	0	1	0	0	1

Opponents Inside Notre Dame Red-Zone

Date	Opponent	Score	Times In RZ	Times Scored	Total Pts	Total TDs	Rush TDs	Pass TDs	FGs Made	Failed to score inside RZ					
										FGA	Down	Int	Fumb	Half	Game
09/05/2021	Florida St.	W 41-38	4	3	22	3	2	1	0	1	0	0	0	0	0
09/11/2021	Toledo	W 32-29	4	4	15	1	0	1	3	3	0	0	0	0	0
09/18/2021	Purdue	W 27-13	4	3	13	1	0	1	2	2	0	1	0	0	0
09/25/2021	Wisconsin	W 41-13	3	3	13	1	0	1	2	2	0	0	0	0	0
10/02/2021	Cincinnati	L 13-24	5	3	17	2	1	1	1	3	0	0	0	0	0
10/09/2021	Virginia Tech	W 32-29	4	4	20	2	2	0	2	2	0	0	0	0	0
10/23/2021	Southern California	W 31-16	4	3	16	2	2	0	1	1	0	1	0	0	0
10/30/2021	North Carolina	W 44-34	4	3	13	1	1	0	2	2	0	0	0	0	1
Totals 26 of 32 (81.3%)			32	26	129	13	8	5	13	16	0	2	0	0	1



2021-22 Notre Dame Football
By Quarter Statistics
All games

Page 1/1
as of Nov 01, 2021

3rd-Down Conversions

Date	Opponent	Score	Overall	1st Qtr	2nd Qtr	3rd Qtr	4th Qtr	Overtime
09/05/2021	at Florida St.	Wot1 41-38	6-17 35.3	0-4 0.0	2-5 40.0	3-3 100.0	1-4 25.0	0-1 0.0
09/11/2021	Toledo	W 32-29	8-14 57.1	2-4 50.0	0-1 0.0	4-6 66.7	2-3 66.7	0-0 0.0
09/18/2021	Purdue	W 27-13	4-17 23.5	0-3 0.0	2-7 28.6	1-2 50.0	1-5 20.0	0-0 0.0
09/25/2021	vs Wisconsin	W 41-13	5-16 31.3	2-5 40.0	2-5 40.0	0-3 0.0	1-3 33.3	0-0 0.0
10/02/2021	Cincinnati	L 13-24	6-17 35.3	1-4 25.0	2-6 33.3	0-1 0.0	3-6 50.0	0-0 0.0
10/09/2021	at Virginia Tech	W 32-29	3-12 25.0	1-4 25.0	1-2 50.0	1-3 33.3	0-3 0.0	0-0 0.0
10/23/2021	Southern California	W 31-16	8-12 66.7	3-4 75.0	1-2 50.0	1-3 33.3	3-3 100.0	0-0 0.0
10/30/2021	North Carolina	W 44-34	5-11 45.5	2-3 66.7	1-3 33.3	1-2 50.0	1-3 33.3	0-0 0.0
Notre Dame			45-116 38.8	11-31 35.5	11-31 35.5	11-23 47.8	12-30 40.0	0-1 0.0
Opponents			41-115 35.7	10-26 38.5	8-30 26.7	8-26 30.8	15-32 46.9	0-1 0.0

4th-Down Conversions

Date	Opponent	Score	Overall	1st Qtr	2nd Qtr	3rd Qtr	4th Qtr	Overtime
09/05/2021	at Florida St.	Wot1 41-38	1-2 50.0	1-2 50.0	0-0 0.0	0-0 0.0	0-0 0.0	0-0 0.0
09/11/2021	Toledo	W 32-29	0-1 0.0	0-0 0.0	0-1 0.0	0-0 0.0	0-0 0.0	0-0 0.0
09/18/2021	Purdue	W 27-13	1-1 100.0	0-0 0.0	1-1 100.0	0-0 0.0	0-0 0.0	0-0 0.0
09/25/2021	vs Wisconsin	W 41-13	1-1 100.0	0-0 0.0	1-1 100.0	0-0 0.0	0-0 0.0	0-0 0.0
10/02/2021	Cincinnati	L 13-24	2-4 50.0	1-1 100.0	0-0 0.0	0-1 0.0	1-2 50.0	0-0 0.0
10/09/2021	at Virginia Tech	W 32-29	0-0 0.0	0-0 0.0	0-0 0.0	0-0 0.0	0-0 0.0	0-0 0.0
10/23/2021	Southern California	W 31-16	1-1 100.0	0-0 0.0	0-0 0.0	1-1 100.0	0-0 0.0	0-0 0.0
10/30/2021	North Carolina	W 44-34	0-0 0.0	0-0 0.0	0-0 0.0	0-0 0.0	0-0 0.0	0-0 0.0
Notre Dame			6-10 60.0	2-3 66.7	2-3 66.7	1-2 50.0	1-2 50.0	0-0 0.0
Opponents			4-8 50.0	0-2 0.0	1-1 100.0	2-3 66.7	1-2 50.0	0-0 0.0

Time of Possession

Date	Opponent	Score	Overall	1st Qtr	2nd Qtr	3rd Qtr	4th Qtr	Overtime
09/05/2021	at Florida St.	Wot1 41-38	30:41	09:06	09:12	06:59	05:24	00:00
09/11/2021	Toledo	W 32-29	29:56	07:19	05:27	05:37	11:33	00:00
09/18/2021	Purdue	W 27-13	25:49	03:51	09:43	03:17	08:58	00:00
09/25/2021	vs Wisconsin	W 41-13	31:36	08:57	10:44	05:19	06:36	00:00
10/02/2021	Cincinnati	L 13-24	31:50	10:08	09:16	05:58	06:28	00:00
10/09/2021	at Virginia Tech	W 32-29	28:27	07:50	05:37	05:29	09:31	00:00
10/23/2021	Southern California	W 31-16	31:23	09:28	04:36	07:08	10:11	00:00
10/30/2021	North Carolina	W 44-34	29:45	07:12	06:55	07:07	08:31	00:00
Notre Dame			Total 239:27	63:51	61:30	46:54	67:12	00:00
			Avg. 29:56	07:59	07:41	05:52	08:24	00:00
Opponents			Total 240:29	42:09	72:35	53:43	72:02	00:00
			Avg. 30:04	05:16	09:04	06:43	09:00	00:00

NOTRE DAME 20+ YARD PLAYS

YARDS	TYPE	PLAYER(S)	OPPONENT
96*	KR	Chris Tyree	Wisconsin
91*	Rush	Kyren Williams	North Carolina
62*	Pass	Jack Coan to Avery Davis	Purdue
55*	Pass	Tyler Buchner to Chris Tyree	Toledo
55	Pass	Jack Coan to Kyren Williams	Florida State
51*	Rush	Kyren Williams	Purdue
47	PR	Kyren Williams	North Carolina
46	Pass	Tyler Buchner to Kevin Austin Jr.	Virginia Tech
43*	Rush	Kyren Williams	Toledo
41*	Pass	Jack Coan to Michael Mayer	Florida State
40	Pass	Jack Coan to Lorenzo Styles	North Carolina
39*	Pass	Jack Coan to Kyren Williams	Purdue
38	Rush	Kyren Williams	Southern Cal
37	Pass	Tyler Buchner to Avery Davis	Virginia Tech
37*	Pass	Jack Coan to Kevin Austin Jr.	Florida State
36*	Pass	Jack Coan to Kevin Austin Jr.	Wisconsin
34	Pass	Jack Coan to Kevin Austin Jr.	Toledo
32*	Pass	Drew Pyne to Braden Lenzy	Cincinnati
30	Pass	Jack Coan to Michael Mayer	North Carolina
29	Pass	Jack Coan to Lorenzo Styles	Southern Cal
29	Pass	Jack Coan to Kevin Austin Jr.	Florida State
28	Pass	Jack Coan to Michael Mayer	Toledo
26	Rush	Tyler Buchner	Toledo
25	Pass	Jack Coan to Lorenzo Styles	North Carolina
25	Pass	Jack Coan to Michael Mayer	Florida State
24	Pass	Jack Coan to Braden Lenzy	Florida State
23	Pass	Jack Coan to Avery Davis	Virginia Tech
23*	Pass	Jack Coan to Joe Wilkins Jr.	Florida State
22	Pass	Drew Pyne to Michael Mayer	Wisconsin
22	Pass	Jack Coan to Michael Mayer	Florida State
21*	Rush	Jack Coan	North Carolina
21*	Pass	Jack Coan to Kevin Austin Jr.	North Carolina
20	Pass	Jack Coan to Avery Davis	North Carolina
20	Pass	Jack Coan to Braden Lenzy	Virginia Tech
20	Pass	Drew Pyne to Michael Mayer	Cincinnati
20	Pass	Jack Coan to Michael Mayer	Cincinnati

* Touchdown play

OPPONENT 20+ YARD PLAYS

YARDS	TYPE	PLAYER(S)	ND OPPONENT
89*	Rush	Jashaun Corbin	Florida State
66	Pass	Carter Bradley to Devin Maddox	Toledo
60	Pass	Jordan Travis to Ja'Khi Douglas	Florida State
53*	Rush	Ty Chandler	North Carolina
45	Pass	Desmond Ridder to Alec Pierce	Cincinnati
44	Pass	Kedon Slovis to Drake London	Southern Cal
44	Pass	Desmond Ridder to Alec Pierce	Cincinnati
43	Pass	Graham Mertz to Clay Cundiff	Wisconsin
35	Pass	Graham Mertz to Chez Mellusi	Wisconsin
33*	Pass	Sam Howell to Antonie Green	North Carolina
32	Pass	Jack Plummer to David Bell	Purdue
31*	Rush	Sam Howell	North Carolina
31	Rush	King Doerue	Purdue
30	Pass	Kedon Slovis to Malcolm Epps	Southern Cal
29	Pass	Kedon Slovis to Drake London	Southern Cal
27	Pass	Desmond Ridder to Tre Tucker	Cincinnati
27	Pass	Desmond Ridder to Leonard Taylor	Cincinnati
27	Pass	Aidan O'Connell to Jackson Anthrop	Purdue
26*	Rush	Dequan Finn	Toledo
25	Pass	Braxton Burmeister to Raheem Blackshear	Virginia Tech
25	Rush	Jordan Travis	Florida State
23	Pass	Sam Howell to Antoine Green	North Carolina
23	Pass	Carter Bradley to Devin Maddox	Toledo
22	Rush	Keaontay Ingram	Southern Cal
22	Pass	Desmond Ridder to Alec Pierce	Cincinnati
22	Pass	Graham Mertz to Kendric Pryor	Wisconsin
22	Pass	Jack Plummer to Jackson Anthrop	Purdue
22	Pass	McKenzie Milton to Ja'Khi Douglas	Florida State
21	Pass	Kedon Slovis to Tahj Washington	Southern Cal
21	Pass	Jordan Travis to Malik McClain	Florida State
20	Rush	Lawrence Toafili	Florida State

* Touchdown play

NOTRE DAME INDIVIDUAL GAME HIGHS
Notre Dame - Individual Game Highs

RUSHES	25	Kyren Williams vs Southern California (10/23/2021)
YARDS RUSHING	199	Kyren Williams vs North Carolina (10/30/2021)
TD RUSHES	2	Kyren Williams vs Southern California (10/23/2021)
LONG RUSH	91	Kyren Williams vs North Carolina (10/30/2021)
PASS ATTEMPTS	35	Jack Coan at Florida St. (09/05/2021)
PASS COMPLETIONS	26	Jack Coan at Florida St. (09/05/2021)
YARDS PASSING	366	Jack Coan at Florida St. (09/05/2021)
TD PASSES	4	Jack Coan at Florida St. (09/05/2021)
LONG PASS	62	Jack Coan vs Purdue (09/18/2021)
RECEPTIONS	9	Michael Mayer at Florida St. (09/05/2021)
YARDS RECEIVING	120	Avery Davis vs Purdue (09/18/2021)
	120	Michael Mayer at Florida St. (09/05/2021)
TD RECEPTIONS	2	Kevin Austin vs Wisconsin (N) (09/25/2021)
	2	Michael Mayer vs Toledo (09/11/2021)
LONG RECEPTION	62	Avery Davis vs Purdue (09/18/2021)
PUNTS	7	Jay Bramblett vs Wisconsin (N) (09/25/2021)
	7	Jay Bramblett vs Purdue (09/18/2021)
PUNTING AVG	52.0	Jay Bramblett vs Southern California (10/23/2021)
LONG PUNT	72	Jay Bramblett vs Wisconsin (N) (09/25/2021)
PUNTS INSIDE 20	3	Jay Bramblett vs Wisconsin (N) (09/25/2021)
	3	Jay Bramblett at Florida St. (09/05/2021)
LONG PUNT RETURN	47	Kyren Williams vs North Carolina (10/30/2021)
LONG KICKOFF RETURN	96	Chris Tyree vs Wisconsin (N) (09/25/2021)
TACKLES	12	JD Bertrand vs Purdue (09/18/2021)
	12	JD Bertrand at Florida St. (09/05/2021)
SACKS	2	Isaiah Foskey vs Southern California (10/23/2021)
	2	Myron Tagovailoa-Amosa vs Toledo (09/11/2021)
	2	Isaiah Foskey at Florida St. (09/05/2021)
TACKLES FOR LOSS	2	Myron Tagovailoa-Amosa vs North Carolina (10/30/2021)
	2	Isaiah Foskey vs Southern California (10/23/2021)
	2	Drew White at Virginia Tech (10/09/2021)
	2	Jayson Ademilola vs Wisconsin (N) (09/25/2021)
	2	Myron Tagovailoa-Amosa vs Toledo (09/11/2021)
	2	Isaiah Foskey at Florida St. (09/05/2021)

OPPONENT INDIVIDUAL GAME HIGHS
Opponent - Individual Game Highs

RUSHES	24	Keaontay Ingram vs Southern California (10/23/2021)
YARDS RUSHING	144	Jashaun Corbin at Florida St. (09/05/2021)
TD RUSHES	2	Ty Chandler vs North Carolina (10/30/2021)
LONG RUSH	89	Jashaun Corbin at Florida St. (09/05/2021)
PASS ATTEMPTS	41	Graham Mertz vs Wisconsin (N) (09/25/2021)
PASS COMPLETIONS	27	Kedon Slovis vs Southern California (10/23/2021)
YARDS PASSING	341	Sam Howell vs North Carolina (10/30/2021)
TD PASSES	2	Desmond Ridder vs Cincinnati (10/02/2021)
	2	Jordan Travis at Florida St. (09/05/2021)
LONG PASS	66	Carter Bradley vs Toledo (09/11/2021)
RECEPTIONS	15	Drake London vs Southern California (10/23/2021)
YARDS RECEIVING	171	Drake London vs Southern California (10/23/2021)
TD RECEPTIONS	1	Antoine Green vs North Carolina (10/30/2021)
	1	Tre Tucker vs Cincinnati (10/02/2021)
	1	Leonard Taylor vs Cincinnati (10/02/2021)
	1	Kendric Pryor vs Wisconsin (N) (09/25/2021)
	1	Milton Wright vs Purdue (09/18/2021)
	1	Bryant Koback vs Toledo (09/11/2021)
	1	Ja'Khi Douglas at Florida St. (09/05/2021)
	1	Andrew Parchment at Florida St. (09/05/2021)
LONG RECEPTION	66	Devin Maddox vs Toledo (09/11/2021)
FIELD GOALS	3	John Parker Romo at Virginia Tech (10/09/2021)
	3	Thomas Cluckey vs Toledo (09/11/2021)
LONG FIELD GOALS	52	John Parker Romo at Virginia Tech (10/09/2021)
PUNTS	7	Bailey Flint vs Toledo (09/11/2021)
PUNTING AVG	49.8	Andy Vujnovich vs Wisconsin (N) (09/25/2021)
LONG PUNT	68	Bailey Flint vs Toledo (09/11/2021)
PUNTS INSIDE 20	4	Bailey Flint vs Toledo (09/11/2021)
LONG PUNT RETURN	17	Ryan Montgomery vs Cincinnati (10/02/2021)
LONG KICKOFF RETURN	40	Ja'Quarius Conley vs North Carolina (10/30/2021)
TACKLES	12	Cam'Ron Kelly vs North Carolina (10/30/2021)
	12	Nasir Peoples at Virginia Tech (10/09/2021)
SACKS	2	Nick Herbig vs Wisconsin (N) (09/25/2021)
	2	Terrance Taylor vs Toledo (09/11/2021)
TACKLES FOR LOSS	2.5	Jermaine Johnson at Florida St. (09/05/2021)
INTERCEPTIONS	1	Chris Steele vs Southern California (10/23/2021)
	1	Nasir Peoples at Virginia Tech (10/09/2021)
	1	Jermaine Waller at Virginia Tech (10/09/2021)
	1	Ahmad Gardner vs Cincinnati (10/02/2021)
	1	Deshawn Pace vs Cincinnati (10/02/2021)
	1	Chris McDonald Jr. vs Toledo (09/11/2021)
	1	Travis Jay at Florida St. (09/05/2021)

NOTRE DAME TEAM GAME HIGHS
Notre Dame - Game Highs

RUSHES	43	at Virginia Tech (10/09/2021)
YARDS RUSHING	293	North Carolina (10/30/2021)
YARDS PER RUSH	7.0	North Carolina (10/30/2021)
TD RUSHES	3	North Carolina (10/30/2021)
	3	Southern California (10/23/2021)
PASS ATTEMPTS	46	Cincinnati (10/02/2021)
PASS COMPLETIONS	26	at Florida St. (09/05/2021)
YARDS PASSING	366	at Florida St. (09/05/2021)
YARDS PER PASS	10.5	at Florida St. (09/05/2021)
TD PASSES	4	at Florida St. (09/05/2021)
TOTAL PLAYS	75	Toledo (09/11/2021)
TOTAL OFFENSE	523	North Carolina (10/30/2021)
YARDS PER PLAY	7.7	North Carolina (10/30/2021)
POINTS	44	North Carolina (10/30/2021)
SACKS BY	5	Toledo (09/11/2021)
	5	at Florida St. (09/05/2021)
FIRST DOWNS	27	Toledo (09/11/2021)
	27	North Carolina (10/30/2021)
PENALTIES	11	vs Wisconsin (N) (09/25/2021)
PENALTY YARDS	93	vs Wisconsin (N) (09/25/2021)
TURNOVERS	3	Toledo (09/11/2021)
	3	Cincinnati (10/02/2021)
PUNTS	7	vs Wisconsin (N) (09/25/2021)
	7	Purdue (09/18/2021)
PUNTING AVG	52.0	Southern California (10/23/2021)
LONG PUNT	72	vs Wisconsin (N) (09/25/2021)
PUNTS INSIDE 20	3	vs Wisconsin (N) (09/25/2021)
	3	at Florida St. (09/05/2021)
LONG PUNT RETURN	47	North Carolina (10/30/2021)

OPPONENT TEAM GAME HIGHS
Opponent - Game Highs

RUSHES	48	at Florida St. (09/05/2021)
YARDS RUSHING	264	at Florida St. (09/05/2021)
YARDS PER RUSH	5.6	North Carolina (10/30/2021)
TD RUSHES	3	North Carolina (10/30/2021)
	3	at Florida St. (09/05/2021)
PASS ATTEMPTS	54	Purdue (09/18/2021)
PASS COMPLETIONS	36	Purdue (09/18/2021)
YARDS PASSING	341	North Carolina (10/30/2021)
YARDS PER PASS	10.3	North Carolina (10/30/2021)
TD PASSES	2	Cincinnati (10/02/2021)
	2	at Florida St. (09/05/2021)
TOTAL PLAYS	79	Purdue (09/18/2021)
TOTAL OFFENSE	564	North Carolina (10/30/2021)
YARDS PER PLAY	7.7	North Carolina (10/30/2021)
POINTS	38	at Florida St. (09/05/2021)
SACKS BY	6	Toledo (09/11/2021)
	6	vs Wisconsin (N) (09/25/2021)
FIRST DOWNS	29	North Carolina (10/30/2021)
PENALTIES	11	Toledo (09/11/2021)
PENALTY YARDS	99	Toledo (09/11/2021)
TURNOVERS	5	vs Wisconsin (N) (09/25/2021)
PUNTS	7	Toledo (09/11/2021)
	7	Purdue (09/18/2021)
PUNTING AVG	49.8	vs Wisconsin (N) (09/25/2021)
LONG PUNT	68	Toledo (09/11/2021)
PUNTS INSIDE 20	4	Toledo (09/11/2021)
LONG PUNT RETURN	17	Cincinnati (10/02/2021)



57 JAYSON ADEMILOLA

DL • 6-3, 280 lbs • Senior/Senior
Jackson, NJ (St. Peter's Prep)

ADEMILOLA'S CAREER HIGHS

Tackles: 6, at Virginia Tech (2021)
Tackles-for-Loss: 2.0, vs. Wisconsin (2021)
Sacks: 1.0, vs. Wisconsin (2021)
Forced Fumbles: 1, vs. Wisconsin
Fumble Recoveries: N/A

ADEMILOLA'S CAREER STATISTICS

TACKLES	g	ua	a	total	tfl	pd	ff	fr	blk	qbh
2018	12	11	8	19	1.5-5	0	0	0	0	1
2019	11	9	16	25	4.0-12	1	0	0	0	2
2020	8	4	7	11	1.5-12	0	0	0	0	4
2021	8	17	15	32	5.5-19	2	1	0	0	3
TOTAL	39	41	46	87	12.5-48	3	1	0	0	10

SACKS	g	ua	a	total	yards
2018	12	0	1	0.5	3
2019	11	0	0	0.0	0
2020	8	0	1	0.5	4
2021	8	2	1	2.5	15
TOTAL	39	2	3	3.5	22



9 JUSTIN ADEMILOLA

DL • 6-1 3/4, 255 lbs • Senior/Junior
Jackson, NJ (St. Peter's Prep)

ADEMILOLA'S CAREER HIGHS

Tackles: 5, at Florida State (2021)
Tackles-for-Loss: 1.5, at North Carolina (2020)
Sacks: 1.0, (3x), MR vs. Purdue (2021)
Forced Fumbles: N/A
Fumble Recoveries: N/A

ADEMILOLA'S CAREER STATISTICS

TACKLES	g	ua	a	total	tfl	pd	ff	fr	blk	qbh
2018	4	6	3	9	0.0-0	0	0	0	0	0
2019	8	6	3	9	1.0-2	0	0	0	0	0
2020	12	10	7	17	2.5-5	1	0	0	0	0
2021	8	12	9	21	3.0-8	1	0	0	0	4
TOTAL	32	34	22	56	6.5-15	2	0	0	0	4

SACKS	g	ua	a	total	yards
2018	4	0	0	0.0	0
2019	8	0	0	0.0	0
2020	12	1	0	1.0	2
2021	8	2	0	2.0	6
TOTAL	32	3	0	3.0	8



4 KEVIN AUSTIN JR.

WR • 6-2, 215 lbs • Senior/Junior
Ft. Lauderdale, FL (North Broward Prep)

AUSTIN JR.'S CAREER HIGHS

Receptions: 6, vs. Wisconsin (2021)
Receiving Yards: 91, at Florida State (2021)
Longest Reception: 46, at Virginia Tech (2021)
Receiving TDs: 2, vs. Wisconsin (2021)

AUSTIN JR.'S CAREER STATISTICS

RECEIVING	g	rec	yards	td	long	rec/g	avg/c	avg/g
2018	11	5	90	0	38	0.5	18.0	8.2
2020	2	1	18	0	18	0.5	18.0	9.0
2021	8	25	392	4	46	3.1	15.7	49.0
TOTAL	21	31	500	4	46	1.5	16.1	23.8

SCORING	g	td	rush	rcv	ret	pat	2pat	fg	total	avg/g
2018	11	0	0	0	0	0	0	0	0	0.0
2020	2	0	0	0	0	0	0	0	0	0.0
2021	8	4	0	4	0	0	1	0	26	3.2
TOTAL	21	4	0	4	0	0	1	0	26	1.2



52 BO BAUER

LB • 6-2 3/4, 233 lbs • Senior/Senior
Harborcreek, PA (Cathedral Prep)

BAUER'S CAREER HIGHS


Tackles: 7 vs. USC (2021)
Tackles-for-Loss: 2.0 (2x), vs. Syracuse (2020)
Sacks: 1.0, vs. Florida State (2020)
Forced Fumbles: N/A
Fumble Recoveries: N/A
Interceptions: 1 (2x), MR vs. USC (2021)
INT Return Yards: 79, vs. USC (2021)

BAUER'S CAREER STATISTICS

INTERCEPTIONS	g	no.	yards	td	long	avg/r	avg/g
2018	13	0	0	0	0	0.0	0.0
2019	13	0	0	0	0	0.0	0.0
2020	12	1	16	0	16	16.0	1.3
2021	8	1	79	0	79	79.0	9.9
TOTAL	46	2	95	0	79	47.5	2.1

TACKLES	g	ua	a	total	tfl	pd	ff	fr	blk	qbh
2018	13	7	3	10	0.0-0	0	0	0	0	0
2019	13	18	10	28	2.0-4	0	0	0	1	0
2020	12	17	9	26	4.5-17	2	0	0	0	3
2021	8	12	11	23	1.0-3	5	0	0	0	1
TOTAL	46	54	33	87	7.5-24	7	0	0	1	4

SACKS	g	ua	a	total	yards
2018	13	0	0	0.0	0
2019	13	0	0	0.0	0
2020	12	1	0	1.0	7
2021	8	0	0	0.0	0
TOTAL	46	1	0	1.0	7


**84 KEVIN
BAUMAN**
TE • 6-4 1/2, 242 lbs • Sophomore/Freshman
 Red Bank, NJ (Red Bank Catholic)

BAUMAN'S CAREER HIGHS
Receptions: 1, vs. South Florida (2020)
Receiving Yards: 5, vs. South Florida (2020)
Longest Reception: 5, vs. South Florida (2020)
Receiving TDs: N/A

BAUMAN'S CAREER STATISTICS

RECEIVING	g	rec	yards	td	long	rec/g	avg/c	avg/g
2020	4	1	5	0	5	0.2	5.0	1.2
2021	1	0	0	0	0	0.0	0.0	0.0
TOTAL	5	1	5	0	5	0.2	5.0	1.0


**27 JD
BERTRAND**
LB • 6-1, 230 lbs • Junior/Sophomore
 Alpharetta, GA (Blessed Trinity)

BERTRAND'S CAREER HIGHS
Tackles: 12, (2x), MR vs. Purdue (2021)
Tackles-for-Loss: 3, vs. Toledo (2021)
Sacks: 1, vs. Toledo (2021)
Forced Fumbles: N/A
Fumble Recoveries: N/A

BERTRAND'S CAREER STATISTICS

TACKLES	g	ua	a	total	tfl	pd	ff	fr	blk	qbh
2019	2	0	0	0	0.0-0	0	0	0	0	0
2020	11	5	2	7	0.0-0	0	0	0	0	0
2021	8	44	28	72	5.0-19	0	0	1	0	3
TOTAL	21	49	30	79	5.0-19	0	0	1	0	3

SACKS	g	ua	a	total	yards
2019	2	0	0	0.0	0
2020	11	0	0	0.0	0
2021	8	1	1	1.5	13
TOTAL	21	1	1	1.5	13


**17 JORDAN
BOTELHO**
DL • 6-2 1/2, 245 lbs • Sophomore/Sophomore
 Honolulu, HI (Saint Louis)

BOTELHO'S CAREER HIGHS
Tackles: 2 vs. UNC (2021)
Tackles-for-Loss: 1.0, vs. UNC (2021)
Sacks: 1.0 vs. UNC (2021)
Forced Fumbles: N/A
Fumble Recoveries: N/A

BOTELHO'S CAREER STATISTICS

TACKLES	g	ua	a	total	tfl	pd	ff	fr	blk	qbh
2021	5	4	0	4	1.0-1	0	0	0	0	2
TOTAL	5	4	0	4	1.0-1	0	0	0	0	2

SACKS	g	ua	a	total	yards
2021	5	1	0	1.0	1
TOTAL	5	1	0	1.0	1


**28 TARIQ
BRACY**
CB • 5-10 1/8, 177 lbs • Senior/Senior
 Milpitas, CA (Milpitas)

BRACY'S CAREER HIGHS
Tackles: 8, vs. Florida State (2020)
Forced Fumbles: 1 (2x), MR vs. Bowling Green (2019)
Fumble Recoveries: 1 (3x), MR vs. UNC (2021)
Interceptions: 1, at Virginia Tech (2021)
INT Return Yards: N/A
Pass Breakups: 2 (3x), MR vs. Duke (2020)

BRACY'S CAREER STATISTICS

TACKLES	g	ua	a	total	tfl	pd	ff	fr	blk	qbh
2018	12	14	4	18	0.0-0	0	1	0	0	0
2019	12	25	9	34	0.0-0	7	1	2	0	0
2020	8	22	2	24	2.0-7	3	0	0	0	0
2021	8	17	10	27	0.0-0	2	0	1	0	0
TOTAL	40	78	25	103	2.0-7	12	2	3	0	0

INTERCEPTIONS	g	no.	yards	td	long	avg/r	avg/g
2018	12	0	0	0	0	0.0	0.0
2019	12	0	0	0	0	0.0	0.0
2020	8	0	0	0	0	0.0	0.0
2021	8	1	0	0	0	0.0	0.0
TOTAL	40	1	0	0	0	0.0	0.0


**19 JAY
BRAMBLETT**
P • 6-1 1/2, 197 lbs • Junior/Junior
 Tuscaloosa, AL (Hillcrest)

BRAMBLETT'S CAREER HIGHS
Punts: 10, at Michigan (2019)
Punt Yards: 423, at Michigan (2019)
Long Punt: 72, vs. Wisconsin (2021)
Rushes: 1 (2x), MR vs. Louisville (2020)
Rushing Yards: 14, vs. Duke (2020)

BRAMBLETT'S CAREER STATISTICS

ALL PURPOSE	g	rush	rcv	pr	kr	lr	total	avg/g
2019	13	0	0	0	0	0	0	0.0
2020	12	21	0	0	0	0	21	1.8
2021	8	0	0	0	0	0	0	0.0
TOTAL	33	21	0	0	0	0	21	0.6

PUNTING	g	no.	yards	long	avg
2019	13	63	2485	61	39.4
2020	12	43	1839	59	42.8
2021	8	38	1697	72	44.7
TOTAL	33	144	6021	72	41.8

TACKLES	g	ua	a	total	tfl	pd	ff	fr	blk	qbh
2019	13	0	0	0	0.0-0	0	0	0	0	0
2020	12	1	0	1	0.0-0	0	0	0	0	0
2021	8	0	0	0	0.0-0	0	0	0	0	0
TOTAL	33	1	0	1	0.0-0	0	0	0	0	0


12 DJ BROWN
S • 6-0 3/8, 200 lbs • Senior/Junior
 Annapolis, MD (St. John's College)

BROWN'S CAREER HIGHS

Tackles: 7 (2x) MR vs. USC (2021)
Tackles-for-Loss: 1, at Florida State (2021)
Forced Fumbles: N/A
Fumble Recoveries: N/A
Interceptions: 1 (2x), MR vs. UNC (2021)
INT Return Yards: 17, vs. UNC (2021)
Pass Breakups: 1 (2x), MR vs. Florida State (2020)

BROWN'S CAREER STATISTICS

INTERCEPTIONS	g	no.	yards	td	long	avg/r	avg/g
2018	1	0	0	0	0	0.0	0.0
2019	9	0	0	0	0	0.0	0.0
2020	12	0	0	0	0	0.0	0.0
2021	7	1	0	0	0	0.0	0.0
TOTAL	29	1	0	0	0	0.0	0.0



12 TYLER BUECHNER
QB • 6-1, 215 lbs • Freshman/Freshman
 San Diego, CA (Helix)

BUECHNER'S CAREER HIGHS

Completions: 6, at Virginia Tech (2021)
Attempts: 14, at Virginia Tech (2021)
Passing Yards: 113, at Virginia Tech (2021)
Longest Pass: 55, vs. Toledo (2021)
Passing TDs: 1 (3x), MR vs. UNC (2021)
Rushes: 12, at Virginia Tech (2021)
Rushing Yards: 68, vs. Toledo (2021)
Rushing TDs: 1 (2x), MR vs. USC (2021)
Longest Rush: 26, vs. Toledo (2021)

RUSHING	g	att	yards	td	long	avg/c	avg/g
2021	6	33	194	2	26	5.9	32.3
TOTAL	6	33	194	2	26	5.9	32.3

PASSING	g	cmp-att-int	yards	td	long	pct	avg/p	avg/g
2021	6	13-24-3	232	3	55	54.2	9.7	38.7
TOTAL	6	13-24-3	232	3	55	54.2	9.7	38.7


17 JACK COAN
QB • 6-3 1/4, 223 lbs • Graduate Student/Senior
 Sayville, NY (Sayville/Wisconsin)


COAN'S CAREER HIGHS

Completions: 26 (2x), MR at Florida State (2021)
Attempts: 35 (2x), MR at Florida State (2021)
Passing Yards: 366, at Florida State (2021)
Longest Pass: 70, at Minnesota (2019)
Passing TDs: 4, at Florida State (2021)
Rushes: 9 (3x), MR vs. Wisconsin (2021)
Rushing Yards: 28, vs. UNC (2021)
Longest Rush: 25, vs. Michigan (2019)
Rushing TDs: 2 (2x), MR vs. Ohio State (2019)

COAN'S ND CAREER STATISTICS

RUSHING	g	att	yards	td	long	avg/c	avg/g
2021	8	41	-60	1	21	-1.5	-7.5
TOTAL	8	41	-60	1	21	-1.5	-7.5

PASSING	g	cmp-att-int	yards	td	long	pct	avg/p	avg/g	effic
2021	8	136-214-4	1610	12	62	63.6	7.5	201.2	141.5
TOTAL	8	136-214-4	1610	12	62	63.6	7.5	201.2	141.5



56 HOWARD CROSS III
DL • 6-0 7/8, 275 lbs • Junior/Junior
 Paramus, NJ (Saint Joseph Regional)

CROSS III'S CAREER HIGHS

Tackles: 3, vs. Syracuse (2020)
Tackles-for-Loss: 1, vs. Wisconsin (2021)
Sacks: N/A
Forced Fumbles: N/A
Fumble Recoveries: N/A

CROSS III'S CAREER STATISTICS

TACKLES	g	ua	a	total	tfl	pd	ff	fr	blk	qbh
2020	12	8	5	13	0.0-0	0	0	0	0	1
2021	7	5	7	12	1.5-4	0	0	0	0	4
TOTAL	19	13	12	25	1.5-4	0	0	0	0	5



3 AVERY DAVIS

WR • 5-11, 202 lbs • Graduate Student/Senior
Cedar Hill, TX (Cedar Hill)

DAVIS' CAREER HIGHS

Receptions: 5 (2x), MR vs. UNC (2021)
Receiving Yards: 120, vs. Purdue (2021)
Long Reception: 62, vs. Purdue (2021)
Receiving TDs: 1 (8x), MR vs. UNC (2021)
Rushes: 9, at Wake Forest (2018)
Rushing Yards: 43, at Wake Forest (2018)
Longest Rush: 12, at Wake Forest (2018)
Rushing TDs: N/A

DAVIS' CAREER STATISTICS

RUSHING	g	att	yards	td	long	avg/c	avg/g
2017	0	0	0	0	0	0.0	0.0
2018	9	22	70	0	12	3.2	7.8
2019	11	6	10	0	7	1.7	0.9
2020	12	3	57	0	29	19.0	4.8
2021	7	3	19	0	10	6.3	2.7
TOTAL	39	34	156	0	29	4.6	4.0

TOTAL OFFENSE	g	rush	pass	total	avg/g
2017	0	0	0	0	0.0
2018	9	70	0	70	7.8
2019	11	10	0	10	0.9
2020	12	57	0	57	4.8
2021	7	19	0	19	2.7
TOTAL	39	156	0	156	4.0

RECEIVING	g	rec	yards	td	long	rec/g	avg/c	avg/g
2017	0	0	0	0	0	0.0	0.0	0.0
2018	9	5	30	0	9	0.6	6.0	3.3
2019	11	10	124	2	59	0.9	12.4	11.3
2020	12	24	322	2	53	2.0	13.4	26.8
2021	7	25	368	4	62	3.6	14.7	52.6
TOTAL	39	64	844	8	62	1.6	13.2	21.6



22 LOGAN DIGGS

RB • 6-0, 206 lbs • Freshman/Freshman
Marrero, LA (Archbishop Rummel)

DIGGS' CAREER HIGHS

Rushes: 11, vs. UNC (2021)
Rushing Yards: 42, vs. UNC (2021)
Longest Rush: 10, at Virginia Tech (2021)
Rushing TDs: 1, vs. UNC (2021)
Receptions: 1, at Virginia Tech (2021)
Receiving Yards: 15, at Virginia Tech (2021)
Long Reception: 15, at Virginia Tech (2021)
Receiving TDs: N/A

DIGGS' CAREER STATISTICS

RUSHING	g	att	yards	td	long	avg/c	avg/g
2021	3	20	74	1	10	3.7	24.7
TOTAL	3	20	74	1	10	3.7	24.7

TOTAL OFFENSE	g	rush	pass	total	avg/g
2021	3	74	0	74	24.7
TOTAL	3	74	0	74	24.7

RECEIVING	g	rec	yards	td	long	rec/g	avg/c	avg/g
2021	3	1	15	0	15	0.3	15.0	5.0
TOTAL	3	1	15	0	15	0.3	15.0	5.0

SCORING	g	td	rush	rcv	ret	pat	2pat	fg	total	avg/g
2021	3	1	1	0	0	0	0	0	6	2.0
TOTAL	3	1	1	0	0	0	0	0	6	2.0



39 JONATHAN DOERER

K/P • 6-3, 197 lbs • Graduate Student/Senior
Charlotte, NCL (South Mecklenburg)

DOERER'S CAREER HIGHS

Made Field Goals: 4 (3x), MR vs. Clemson (2020)
Field Goal Attempts: 5, vs. Clemson (2020)
Longest FG Made: 52, vs. Southern Cal (2019)
PAT Made: 7 (2x), MR vs. Navy (2019)
PAT Attempts: 7 (2x), MR vs. Navy (2019)
Points: 17, vs. Clemson (2020)

DOERER'S CAREER STATISTICS

SCORING	g	td	rush	rcv	ret	pat	2pat	fg	total	avg/g
2017	7	0	0	0	0	0	0	0	0	0.0
2018	10	0	0	0	0	5	0	1	8	0.8
2019	13	0	0	0	0	57	0	17	108	8.3
2020	12	0	0	0	0	48	0	15	93	7.8
2021	8	0	0	0	0	29	0	12	65	8.1
TOTAL	50	0	0	0	0	139	0	45	274	5.5

FIELD GOALS	g	made	att	long	pct
2017	7	0	0	0	0.0
2018	10	1	1	30	100.0
2019	13	17	20	52	85.0
2020	12	15	23	51	65.2
2021	8	12	16	51	75.0
TOTAL	50	45	60	52	75.0



20 C'BO FLEMISTER

RB • 5-11 1/4, 201 lbs • Senior/Junior
Williamson, GA (Pike County)

FLEMISTER'S CAREER HIGHS

Rushes: 15, at Georgia Tech (2020)
Rushing Yards: 127, vs. USF (2020)
Longest Rush: 31, vs. USF (2020)
Rushing TDs: 2, at Boston College (2020)
Receptions: 1 (3x), MR at Boston College (2020)
Receiving Yards: 27, at Boston College (2020)
Long Reception: 27, at Boston College (2020)
Receiving TDs: N/A

FLEMISTER'S CAREER STATISTICS

RUSHING	g	att	yards	td	long	avg/c	avg/g
2018	2	1	0	0	0	0.0	0.0
2019	9	48	162	5	14	3.4	18.0
2020	9	58	299	5	31	5.2	33.2
2021	2	3	10	0	6	3.3	5.0
TOTAL	22	110	471	10	31	4.3	21.4

TOTAL OFFENSE	g	rush	pass	total	avg/g
2018	2	0	0	0	0.0
2019	9	162	0	162	18.0
2020	9	299	0	299	33.2
2021	2	10	0	10	5.0
TOTAL	22	471	0	471	21.4

RECEIVING	g	rec	yards	td	long	rec/g	avg/c	avg/g
2018	2	0	0	0	0	0.0	0.0	0.0
2019	9	1	13	0	13	0.1	13.0	1.4
2020	9	2	36	0	27	0.2	18.0	4.0
2021	2	0	0	0	0	0.0	0.0	0.0
TOTAL	22	3	49	0	27	0.1	16.3	2.2



7 ISAIAH FOSKEY

DL • 6-5, 260 lbs • Junior/Sophomore
Antioch, CA (De La Salle)

FOSKEY'S CAREER HIGHS

Tackles: 8, at Florida State (2021)
Tackles-for-Loss: 2, at Florida State (2021)
Sacks: 2.0 at Florida State (2021)
Forced Fumbles: 2, vs. UNC (2021)
Fumble Recoveries: 1 (2x), MR at Virginia Tech (2021)

FOSKEY'S CAREER STATISTICS

PUNT RETURNS	g	no.	yards	td	long	avg/r	avg/g
2019	4	1	23	0	0	23.0	5.8
2020	12	1	31	1	0	31.0	2.6
2021	8	0	0	0	0	0.0	0.0
TOTAL	24	2	54	1	0	27.0	2.2

ALL PURPOSE	g	rush	rcv	pr	kr	ir	total	avg/g
2019	4	0	0	23	0	0	23	5.8
2020	12	0	0	31	0	0	31	2.6
2021	8	0	0	0	0	0	0	0.0
TOTAL	24	0	0	54	0	0	54	2.2

TACKLES	g	ua	a	total	tfl	pd	ff	fr	blk	qbh
2019	4	1	4	5	0.0-0	0	0	0	1	1
2020	12	12	8	20	5.0-34	1	0	0	1	5
2021	8	28	11	39	9.5-98	1	3	2	0	4
TOTAL	24	41	23	64	14.5-132	2	3	2	2	10

SACKS	g	ua	a	total	yards
2019	4	0	0	0.0	0
2020	12	4	1	4.5	33
2021	8	9	0	9.0	98
TOTAL	24	13	1	13.5	131



14 KYLE HAMILTON

S • 6-4, 220 lbs • Junior/Junior
Atlanta, GA (Marist School)

HAMILTON'S CAREER HIGHS

Tackles: 10, (2x) MR vs. Purdue (2021)
Tackles-for-Loss: 2.0, (2x), MR vs. Toledo (2021)
Forced Fumbles: N/A
Fumble Recoveries: N/A
Interceptions: 2, at Florida State (2021)
INT Return Yards: 34, vs New Mexico (2019)
Pass Breakups: 2, at Louisville (2019)
Quarterback Hurries: 1 (2x), MR vs. Florida State (2020)

HAMILTON'S CAREER STATISTICS

INTERCEPTIONS	g	no.	yards	td	long	avg/r	avg/g
2019	13	4	66	1	34	16.5	5.1
2020	11	1	14	0	14	14.0	1.3
2021	7	3	0	0	0	0.0	0.0
TOTAL	31	8	80	1	34	10.0	2.6

ALL PURPOSE	g	rush	rcv	pr	kr	ir	total	avg/g
2019	13	0	0	0	0	66	66	5.1
2020	11	0	0	0	0	14	14	1.3
2021	7	0	0	0	0	0	0	0.0
TOTAL	31	0	0	0	0	80	80	2.6

TACKLES	g	ua	a	total	tfl	pd	ff	fr	blk	qbh
2019	13	27	14	41	1.0-1	10	0	0	0	0
2020	11	51	12	63	4.5-16	7	0	0	0	2
2021	7	19	15	34	2.0-5	7	0	0	0	0
TOTAL	31	97	41	138	7.5-22	24	0	0	0	2



3 HOUSTON GRIFFITH

S • 6-0 1/4, 202 lbs • Senior/Senior
Chicago, IL (IMG Academy (FL))

GRIFFITH'S CAREER HIGHS

Tackles: 8, at Florida State (2021)
Tackles-for-Loss: 1.0, vs. USF (2020)
Forced Fumbles: N/A
Fumble Recoveries: N/A
Interceptions: N/A
INT Return Yards: N/A
Pass Breakups: 1, (3x), MR at Duke (2019)
Quarterback Hurries: 1, vs. Syracuse (2018)

GRIFFITH'S CAREER STATISTICS

TACKLES	g	ua	a	total	tfl	pd	ff	fr	blk	qbh
2018	11	10	4	14	0.0-0	2	0	0	0	1
2019	13	3	2	5	0.0-0	1	0	0	0	0
2020	12	13	1	14	1.0-4	0	0	0	0	0
2021	8	19	9	28	0.0-0	0	0	0	0	1
TOTAL	44	45	16	61	1.0-4	3	0	0	0	2



5 CAM HART

CB • 6-2 1/2, 205 lbs • Junior/Sophomore
Baltimore, MD (Good Counsel)


HART'S CAREER HIGHS

Tackles: 7, vs. Toledo (2021)
Tackles-for-Loss: 1.0, (2x) MR vs. Toledo (2021)
Forced Fumbles: N/A
Fumble Recoveries: N/A
Interceptions: 2, vs. Wisconsin (2021)
INT Return Yards: 32, vs. Wisconsin (2021)
Pass Breakups: 2, vs. USF (2020)

HART'S CAREER STATISTICS

INTERCEPTIONS	g	no.	yards	td	long	avg/r	avg/g
2019	3	0	0	0	0	0.0	0.0
2020	9	0	0	0	0	0.0	0.0
2021	8	2	32	0	32	16.0	4.0
TOTAL	20	2	32	0	32	16.0	1.6

TACKLES	g	ua	a	total	tfl	pd	ff	fr	blk	qbh
2019	3	0	0	0	0.0-0	0	0	0	0	0
2020	9	2	1	3	0.0-0	2	0	0	0	0
2021	8	17	13	30	3.0-14	6	0	0	0	0
TOTAL	20	19	14	33	3.0-14	8	0	0	0	0



**41 KURT
HINISH**
DL • 6-1 3/4, 300 lbs • Graduate Student/Senior**
 Pittsburgh, PA (Central Catholic)

HINISH'S CAREER HIGHS
Tackles: 5, at Virginia Tech (2021)
Tackles-for-Loss: 2.0 (2x), MR at Boston College (2020)
Sacks: 1.5, vs. Syracuse (2018)
Forced Fumbles: 1, vs. Southern Cal (2019)
Fumble Recoveries: N/A

HINISH'S CAREER STATISTICS

TACKLES	g	ua	a	total	tfl	pd	ff	fr	blk	qbh
2017	12	1	7	8	0.5-1	0	0	0	0	1
2018	13	6	7	13	2.0-14	0	0	0	0	0
2019	13	7	8	15	4.5-12	0	1	0	0	1
2020	12	13	6	19	7.5-22	0	0	0	0	1
2021	6	5	9	14	2.5-6	0	0	0	0	1
TOTAL	56	32	37	69	17.0-55	0	1	0	0	4

SACKS	g	ua	a	total	yards
2017	12	0	0	0.0	0
2018	13	1	1	1.5	12
2019	13	1	2	2.0	9
2020	12	2	0	2.0	6
2021	6	1	0	1.0	3
TOTAL	56	5	3	6.5	30


**24 JACK
KISER**
LB • 6-1 5/8, 222 lbs • Junior/Sophomore
 Royal Center, IN (Pioneer)

KISER'S CAREER HIGHS
Tackles: 8, vs. USF (2020)
Tackles-for-Loss: 2.0, vs. USF (2020)
Sacks: N/A
Forced Fumbles: N/A
Fumble Recoveries: N/A
Interceptions: 1 (2x), MR vs. Wisconsin (2021)
INT Return Yards: 6, vs. Wisconsin (2021)

KISER'S CAREER STATISTICS

TACKLES	g	ua	a	total	tfl	pd	ff	fr	blk	qbh
2019	4	0	0	0	0.0-0	0	0	0	0	0
2020	11	16	4	20	3.0-5	1	0	0	0	1
2021	8	17	12	29	0.0-0	4	0	0	0	1
TOTAL	23	33	16	49	3.0-5	5	0	0	0	2

INTERCEPTIONS	g	no.	yards	td	long	avg/r	avg/g
2019	4	0	0	0	0	0.0	0.0
2020	11	1	2	0	2	2.0	0.2
2021	8	1	66	1	66	66.0	8.2
TOTAL	23	2	68	1	66	34.0	3.0


**54 JACOB
LACEY**
DL • 6-1 5/8, 275 lbs • Junior/Junior
 Bowling Green, KY (South Warren)

LACEY'S CAREER HIGHS
Tackles: 4, vs. Navy (2019)
Tackles-for-Loss: 1.5, vs. Virginia (2019)
Sacks: 0.5, vs. Virginia (2019)
Forced Fumbles: N/A
Fumble Recoveries: N/A

LACEY'S CAREER STATISTICS

TACKLES	g	ua	a	total	tfl	pd	ff	fr	blk	qbh
2019	11	7	7	14	1.5-3	0	0	0	0	1
2020	11	1	3	4	1.0-2	1	0	0	0	0
2021	6	4	1	5	1.0-1	0	0	0	0	0
TOTAL	28	12	11	23	3.5-6	1	0	0	0	1

SACKS	g	ua	a	total	yards
2019	11	0	1	0.5	2
2020	11	0	0	0.0	0
2021	6	0	0	0.0	0
TOTAL	28	0	1	0.5	2


**0 BRADEN
LENZY**
WR • 5-11 3/8, 182 lbs • Senior/Junior
 Tigard, OR (Tigard Senior)

LENZY'S CAREER HIGHS
Receptions: 3 (3x), MR vs. Purdue (2021)
Receiving Yards: 87, vs. Navy (2019)
Long Reception: 70, vs. Navy (2019)
Receiving TDs: 2 (2x), MR vs. Navy (2019)
Rushes: 4, at Stanford (2019)
Rushing Yards: 61, vs. Boston College (2019)
Long Rush: 61, vs. Boston College (2019)
Rushing TDs: 1 (2x), MR vs. Boston College (2019)

LENZY'S CAREER STATISTICS

RUSHING	g	att	yards	td	long	avg/c	avg/g
2018	0	0	0	0	0	0.0	0.0
2019	9	13	200	2	61	15.4	22.2
2020	7	3	8	0	3	2.7	1.1
2021	8	1	14	0	14	14.0	1.8
TOTAL	24	17	222	2	61	13.1	9.2

TOTAL OFFENSE	g	rush	pass	total	avg/g
2018	0	0	0	0	0.0
2019	9	200	0	200	22.2
2020	7	8	0	8	1.1
2021	8	14	0	14	1.8
TOTAL	24	222	0	222	9.2

RECEIVING	g	rec	yards	td	long	rec/g	avg/c	avg/g
2018	0	0	0	0	0	0.0	0.0	0.0
2019	9	11	254	2	70	1.2	23.1	28.2
2020	7	7	63	1	22	1.0	9.0	9.0
2021	8	17	209	1	32	2.1	12.3	26.1
TOTAL	24	35	526	4	70	1.5	15.0	21.9



6 CLARENCE LEWIS

CB • 5-11 1/2, 198 lbs • Sophomore/Sophomore
Edison, NJ (Mater Dei)

LEWIS' CAREER HIGHS

Tackles: 12, vs. Syracuse (2020)
Tackles-for-Loss: 1.0, vs. USF (2020)
Forced Fumbles: 1, vs. Syracuse (2020)
Fumble Recoveries: N/A
Interceptions: 1, at Florida State (2021)
INT Return Yards: 4, at Florida State (2021)
Pass Breakups: 3, vs. USF (2020)

LEWIS' CAREER STATISTICS

TACKLES	g	ua	a	total	tfl	pd	ff	fr	blk	qbh
2020	12	29	4	33	1.0-3	7	1	0	0	0
2021	8	24	6	30	0.0-0	3	0	0	0	0
TOTAL	20	53	10	63	1.0-3	10	1	0	0	0

INTERCEPTIONS	g	no.	yards	td	long	avg/r	avg/g
2020	12	0	0	0	0	0.0	0.0
2021	8	1	4	0	4	4.0	0.5
TOTAL	20	1	4	0	4	4.0	0.2



8 MARIST LIUFAU

LB • 6-2 1/4, 229 lbs • Junior/Sophomore
Kalihi, HI (Punahou)

LIUFAU'S CAREER HIGHS

Tackles: 6, vs. Clemson (ACCCG) (2020)
Tackles-for-Loss: 0.5, at North Carolina (2020)
Sacks: 0.5, at North Carolina (2020)
Forced Fumbles: N/A
Fumble Recoveries: 1, vs. Syracuse (2020)

LIUFAU'S CAREER STATISTICS

TACKLES	g	ua	a	total	tfl	pd	ff	fr	blk	qbh
2019	4	0	0	0	0.0-0	0	0	0	0	0
2020	10	10	12	22	1.5-2	0	0	1	0	1
TOTAL	14	10	12	22	1.5-2	0	0	1	0	1

SACKS	g	ua	a	total	yards
2019	4	0	0	0.0	0
2020	10	0	1	0.5	1
TOTAL	14	0	1	0.5	1



87 MICHAEL MAYER


TE • 6-4 1/2, 251 lbs • Sophomore/Sophomore
Independance, KY (Covington Catholic)

MAYER'S CAREER HIGHS

Receptions: 9, at Florida State (2021)
Receiving Yards: 120, at Florida State (2021)
Long Reception: 41, at Florida State (2021)
Receiving TDs: 2 vs. Toledo (2021)

MAYER'S CAREER STATISTICS

RECEIVING	g	rec	yards	td	long	rec/g	avg/c	avg/g
2020	12	42	450	2	29	3.5	10.7	37.5
2021	7	41	465	3	41	5.9	11.3	66.4
TOTAL	19	83	915	5	41	4.4	11.0	48.2



99 RYLIE MILLS

DL • 6-5 1/8, 283 lbs • Sophomore/Sophomore
Lake Bluff, IL (Lake Forest)

MILLS' CAREER HIGHS

Tackles: 3, at Virginia Tech (2021)
Tackles-for-Loss: 1.0 (2x), MR at Florida State (2021)
Sacks: 1.0, at Florida State (2021)
Forced Fumbles: N/A
Fumble Recoveries: N/A

MILLS' CAREER STATISTICS

TACKLES	g	ua	a	total	tfl	pd	ff	fr	blk	qbh
2020	9	2	5	7	2.0-8	0	0	0	0	0
2021	7	5	4	9	1.0-5	0	0	0	0	3
TOTAL	16	7	9	16	3.0-13	0	0	0	0	3

SACKS	g	ua	a	total	yards
2020	9	0	1	0.5	4
2021	7	1	0	1.0	5
TOTAL	16	1	1	1.5	9



31 NANA OSAFO-MENSAH

DL • 6-3 1/8, 250 lbs • Junior/Sophomore
Fort Worth, TX (Nolan Catholic)

OSAFO-MENSAH'S CAREER HIGHS

Tackles: 2, vs. UNC (2021)
Tackles-for-Loss: 1.0 (2x), MR vs. UNC (2021)
Sacks: 1.0, (4x), MR at Florida State (2021)
Forced Fumbles: N/A
Fumble Recoveries: N/A
Interceptions: N/A
INT Return Yards: N/A
Pass Breakups: N/A

OSAFO-MENSAH'S CAREER STATISTICS

TACKLES	g	ua	a	total	tfl	pd	ff	fr	blk	qbh
2019	2	0	1	1	0.0-0	0	0	0	0	0
2021	7	2	4	6	2.0-8	0	0	0	0	2
TOTAL	9	2	5	7	2.0-8	0	0	0	0	2

SACKS	g	ua	a	total	yards
2019	2	0	0	0.0	0
2021	7	2	0	2.0	8
TOTAL	9	2	0	2.0	8



10 DREW PYNE

QB • 5-11 1/2, 200 lbs • Sophomore/Freshman
New Canaan, CT (New Canaan)

PYNE'S CAREER HIGHS

Completions: 6 vs. Wisconsin (2021)
Attempts: 8, vs. Wisconsin (2021)
Passing Yards: 81, vs. Wisconsin (2021)
Longest Pass: 22, vs. Wisconsin (2021)
Passing TDs: 1, vs. Wisconsin (2021)
Rushes: 2, vs. Wisconsin (2021)
Rushing Yards: 4, vs. USF (2020)
Longest Rush: 4, vs. USF (2020)
Rushing TDs: N/A

PYNE'S CAREER STATISTICS

RUSHING	g	att	yards	td	long	avg/c	avg/g
2021	1	2	-16	0	0	-8.0	-16.0
TOTAL	1	2	-16	0	0	-8.0	-16.0

PASSING	g	cmp-att-int	yards	td	long	pct	avg/p	avg/g	effic
2021	1	6-8-0	81	1	22	75.0	10.1	81.0	201.3
TOTAL	1	6-8-0	81	1	22	75.0	10.1	81.0	201.3



10 ISAIAH PRYOR

LB • 6-1 1/2, 217 lbs • Graduate Student/Senior
Lawrenceville, GA (Archer/Ohio State)


PRYOR'S CAREER HIGHS

Tackles: 7, vs. Purdue (2021)
Tackles-for-Loss: 1.0, at Pitt (2020)
Sacks: 1.0, (4x), MR at Florida State (2021)
Forced Fumbles: 1, at Pitt (2020)
Fumble Recoveries: N/A
Interceptions: 1, at Florida State (2021)
INT Return Yards: N/A
Pass Breakups: N/A

PRYOR'S CAREER STATISTICS

TACKLES	g	ua	a	total	tfl	pd	ff	fr	blk	qbh
2020	12	8	0	8	1.0-7	0	1	0	0	1
2021	8	13	13	26	1.0-2	0	0	0	0	3
TOTAL	20	21	13	34	2.0-9	0	1	0	0	4

SACKS	g	ua	a	total	yards
2020	12	1	0	1.0	7
2021	8	0	0	0.0	0
TOTAL	20	1	0	1.0	7



29 MATT SALERNO

WR • 6-0 5/8, 196 lbs • Senior/Junior
Valencia, CA (Crespi Carmelite)

SALERNO'S CAREER HIGHS

Punt Returns: 2 (3x), MR vs. Syracuse (2020)
Punt Return Yards: 12 (2x), MR vs. Syracuse (2020)
Punt Return TDs: N/A
Long Return: 13, vs. Syracuse (2020)

SALERNO'S CAREER STATISTICS

PUNT RETURNS	g	no.	yards	td	long	avg/r	avg/g
2019	1	0	0	0	0	0.0	0.0
2020	11	10	45	0	13	4.5	4.1
2021	3	0	0	0	0	0.0	0.0
TOTAL	15	10	45	0	13	4.5	3.0



33 SHAYNE SIMON

LB • 6-2 3/4, 233 lbs • Senior/Senior
West Orange, NJ (St. Peter's Prep)

SIMON'S CAREER HIGHS

Tackles: 4 (2x), MR vs. Clemson (2020)
Tackles-for-Loss: 1.5 vs. Bowling Green (2019)
Sacks: N/A
Forced Fumbles: N/A
Fumble Recoveries: N/A
Quarterback Hurries: 1 (2x), MR at Pitt (2020)

SIMON'S CAREER STATISTICS

TACKLES	g	ua	a	total	tfl	pd	ff	fr	blk	qbh
2018	9	2	2	4	0.5-2	1	0	0	0	0
2019	11	2	7	9	1.5-2	0	0	0	0	1
2020	11	9	5	14	1.0-1	4	0	0	0	1
2021	1	0	0	0	0.0-0	0	0	0	0	0
TOTAL	32	13	14	27	3.0-5	5	0	0	0	2



21 LORENZO STYLES

WR • 6-1 1/8, 156 lbs • Freshman/Freshman
Pickerington, OH (Pickerington Central)

STYLE'S CAREER HIGHS

Receptions: 3 (2x), MR vs. UNC (2021)
Receiving Yards: 74, vs. UNC (2021)
Long Reception: 40, vs. UNC (2021)
Long KO Return: 14, vs. USC (2021)

STYLE'S CAREER STATISTICS

RECEIVING	g	rec	yards	td	long	rec/g	avg/c	avg/g
2021	8	8	147	0	40	1.0	18.4	18.4
TOTAL	8	8	147	0	40	1.0	18.4	18.4

KICK RETURNS	g	no.	yards	td	long	avg/r	avg/g
2021	8	1	14	0	14	14.0	1.8
TOTAL	8	1	14	0	14	14.0	1.8

ALL PURPOSE	g	rush	rcv	pr	kr	ir	total	avg/g
2021	8	0	147	0	14	0	161	20.1
TOTAL	8	0	147	0	14	0	161	20.1



95 MYRON TAGOVAILOA-AMOSA

DL • 6-2 1/2, 268 lbs • Graduate Student/Senior
Ewa Beach, HI (Kapole)

TAGOVAILOA-AMOSA'S CAREER HIGHS

Tackles: 5 vs. Purdue (2021)
Tackles-for-Loss: 2.0 vs. Toledo (2021)
Sacks: 2.0 vs. Toledo (2021)
Forced Fumbles: 1, (2x) vs. Syracuse (2020)
Fumble Recoveries: 1 (3x), MR vs. Syracuse (2020)

TAGOVAILOA-AMOSA'S CAREER STATISTICS

TACKLES	g	ua	a	total	tfl	pd	ff	fr	blk	qbh
2017	13	7	5	12	1.5-6	0	0	0	0	0
2018	2	0	2	2	0.5-1	0	0	0	0	0
2019	12	13	9	22	2.5-5	1	0	1	0	6
2020	11	11	6	17	6.0-21	0	1	2	0	2
2021	8	12	5	17	5.0-12	1	1	0	0	7
TOTAL	46	43	27	70	15.5-45	2	2	3	0	15

SACKS	g	ua	a	total	yards
2017	13	0	0	0.0	0
2018	2	0	0	0.0	0
2019	12	0	1	0.5	1
2020	11	2	1	2.5	10
2021	8	2	0	2.0	4
TOTAL	46	4	2	5.0	15



85 GEORGE TAKACS

TE • 6-6, 247 lbs • Senior/Junior
Naples, FL (Gulf Coast)

TAKACS' CAREER HIGHS

Receptions: 1 (6x), MR at Virginia Tech (2021)
Receiving Yards: 15, at Virginia Tech (2021)
Long Reception: 15, at Virginia Tech (2021)
Receiving TDs: 1, at Duke (2019)

TAKACS' CAREER STATISTICS

RECEIVING	g	rec	yards	td	long	rec/g	avg/c	avg/g
2019	6	2	12	1	10	0.3	6.0	2.0
2020	10	3	30	0	13	0.3	10.0	3.0
2021	6	1	15	0	15	0.2	15.0	2.5
TOTAL	22	6	57	1	15	0.3	9.5	2.6



25 CHRIS TYREE

RB • 5-9 1/2, 190 lbs • Sophomore/Sophomore
Chester, VA (Thomas Dale)

TYREE'S CAREER HIGHS

Rushes: 17, at Boston College (2020)
Rushing Yards: 109, vs. Syracuse (2020)
Longest Rush: 94, vs. Syracuse (2020)
Rushing TDs: 1 (5x), MR at Florida State (2021)
Receptions: 4, (2x), MR vs. Purdue (2021)
Receiving Yards: 63, vs. Toledo (2021)
Long Reception: 55, vs. Toledo (2021)
Receiving TDs: 1, vs. Toledo (2021)
Kickoff Returns: 4 (2x), MR at Boston College (2020)
Kickoff Return Yards: 90, vs. Duke (2020)
Kickoff Return TDs: 1, vs. Wisconsin (2021)
Long Kickoff Return: 96, vs. Wisconsin (2021)

TYREE'S CAREER STATISTICS

RUSHING	g	att	yards	td	long	avg/c	avg/g
2020	12	73	496	4	94	6.8	41.3
2021	7	35	112	1	12	3.2	16.0
TOTAL	19	108	608	5	94	5.6	32.0

TOTAL OFFENSE	g	rush	pass	total	avg/g
2020	12	496	0	496	41.3
2021	7	112	0	112	16.0
TOTAL	19	608	0	608	32.0

RECEIVING	g	rec	yards	td	long	rec/g	avg/c	avg/g
2020	12	8	65	0	27	0.7	8.1	5.4
2021	7	13	117	1	55	1.9	9.0	16.7
TOTAL	19	21	182	1	55	1.1	8.7	9.6

SCORING	g	td	rush	rcv	ret	pat	2pat	fg	total	avg/g
2020	12	4	4	0	0	0	0	0	24	2.0
2021	7	3	1	1	1	0	0	0	18	2.6
TOTAL	19	7	5	1	1	0	0	0	42	2.2

KICK RETURNS	g	no.	yards	td	long	avg/r	avg/g
2020	12	22	456	0	38	20.7	38.0
2021	7	7	238	1	96	34.0	34.0
TOTAL	19	29	694	1	96	23.9	36.5



40 DREW WHITE

LB • 6-0 1/4, 228 lbs • Graduate Student/Senior
Boca Raton, FL (St. Thomas Aquinas)

WHITE'S CAREER HIGHS

Tackles: 11, vs. Michigan (2019)
Tackle-for-Loss: 2.0 (3x), MR at North Carolina (2020)
Sacks: 1.0 (3x), MR vs. Clemson (ACCCG) (2020)
Interceptions: 1, vs. Wisconsin (2021)
INT Return Yards: 48, vs. Wisconsin (2021)
Fumble Recoveries: 1 (2x), MR vs. Boston College (2019)

WHITE'S CAREER STATISTICS

TACKLES	g	ua	a	total	tfl	pd	ff	fr	blk	qbh
2017	0	0	0	0	0.0-0	0	0	0	0	0
2018	4	2	6	8	0.0-0	0	0	0	0	0
2019	13	48	32	80	8.0-17	1	0	2	0	2
2020	12	30	27	57	9.0-27	2	0	0	0	2
2021	8	24	14	38	3.0-6	2	0	1	0	2
TOTAL	37	104	79	183	20.0-50	5	0	3	0	6

SACKS	g	ua	a	total	yards
2017	0	0	0	0.0	0
2018	4	0	0	0.0	0
2019	13	2	0	2.0	3
2020	12	1	1	1.5	9
2021	8	1	0	1.0	3
TOTAL	37	4	1	4.5	15

INTERCEPTIONS	g	no.	yards	td	long	avg/r	avg/g
2017	0	0	0	0	0	0.0	0.0
2018	4	0	0	0	0	0.0	0.0
2019	13	0	0	0	0	0.0	0.0
2020	12	0	0	0	0	0.0	0.0
2021	8	1	48	1	48	48.0	6.0
TOTAL	37	1	48	1	48	48.0	1.3



5 JOE WILKINS JR.

WR • 6-1 1/2, 195 lbs • Senior/Junior
North Fort Myers, FL (North Fort Myers)

WILKINS JR'S CAREER HIGHS

Receptions: 4, vs. Duke (2020)
Receiving Yards: 39, vs. Duke (2020)
Long Reception: 23, at Florida State (2021)
Receiving TDs: 1 (2x), MR at Florida State (2021)

WILKINS JR'S CAREER STATISTICS

RECEIVING	g	rec	yards	td	long	rec/g	avg/c	avg/g
2018	2	0	0	0	0	0.0	0.0	0.0
2019	5	0	0	0	0	0.0	0.0	0.0
2020	11	7	63	1	15	0.6	9.0	5.7
2021	5	4	61	1	23	0.8	15.2	12.2
TOTAL	23	11	124	2	23	0.5	11.3	5.4



23 KYREN WILLIAMS

RB • 5-9, 199 lbs • Junior/Sophomore
St. Louis, MO (St. John Vianney)

WILLIAMS' CAREER HIGHS

Rushes: 25 (2x), MR vs. USC (2021)
Rushing Yards: 199, vs. North Carolina (2021)
Longest Rush: 91, vs. North Carolina (2021)
Rushing TDs: 3, vs. Clemson (2020)
Receptions: 8, vs. Alabama (2021)
Receiving Yards: 93, vs. Duke (2020)
Long Reception: 75, vs. Duke (2020)
Receiving TDs: 1 (4x), MR at Virginia Tech (2021)
Long Punt Return: 23, vs. Purdue (2021)

WILLIAMS' CAREER STATISTICS

RUSHING	g	att	yards	td	long	avg/c	avg/g
2019	4	4	26	0	14	6.5	6.5
2020	12	211	1125	13	65	5.3	93.8
2021	8	143	707	7	91	4.9	88.4
TOTAL	24	358	1858	20	91	5.2	77.4

TOTAL OFFENSE	g	rush	pass	total	avg/g
2019	4	26	0	26	6.5
2020	12	1125	0	1125	93.8
2021	8	707	0	707	88.4
TOTAL	24	1858	0	1858	77.4

RECEIVING	g	rec	yards	td	long	rec/g	avg/c	avg/g
2019	4	1	3	0	3	0.2	3.0	0.8
2020	12	35	313	1	75	2.9	8.9	26.1
2021	8	27	257	3	55	3.4	9.5	32.1
TOTAL	24	63	573	4	75	2.6	9.1	23.9

SCORING	g	td	rush	rcv	ret	pat	2pat	fg	total	avg/g
2019	4	0	0	0	0	0	0	0	0	0.0
2020	12	14	13	1	0	0	0	0	84	7.0
2021	8	10	7	3	0	0	1	0	62	7.8
TOTAL	24	24	20	4	0	0	1	0	146	6.1

PUNT RETURNS	g	no.	yards	td	long	avg/r	avg/g
2019	4	0	0	0	0	0.0	0.0
2020	12	0	0	0	0	0.0	0.0
2021	8	10	102	0	47	10.2	12.8
TOTAL	24	10	102	0	47	10.2	4.2

KICK RETURNS	g	no.	yards	td	long	avg/r	avg/g
2019	4	2	35	0	19	17.5	8.8
2020	12	0	0	0	0	0.0	0.0
2021	8	0	0	0	0	0.0	0.0
TOTAL	24	2	35	0	19	17.5	1.5