



NOTRE DAME

MEN'S SOCCER

FIGHTING IRISH MEDIA

Assistant Athletics Communications Director

Robby Hamman

rhamman@nd.edu

574-808-9575 (cell)

#4 NOTRE DAME (14-5-3, 4-2-2 ACC)

#5 PITT (NCAA QUARTERFINALS)

GAME INFORMATION

| | | |
|----|-------------------------------|---------------------------------|
| | Saturday, Dec. 4 at 5 p.m. ET | Alumni Stadium - South Bend, IN |
| TV | | Live Stats at UND.com |

THE SERIES

| | | |
|-------------------|------------------|------------------------------|
| All-Time vs. PITT | ND Leads, 20-7-3 | Last: W, 2-0 (Nov. 10, 2021) |
|-------------------|------------------|------------------------------|

THE COACHES

| | Head Coach | At School (Years) | Overall (Years) |
|------|--------------|-------------------|-------------------|
| ND | Chad Riley | 42-29-7 (4th) | 93-55-21 (9th) |
| PITT | Jay Vidovich | 57-50-7 (6th) | 329-171-57 (27th) |

SCHEDULE/RESULTS

| Date | ND Rank | Opponent | TV | Time/Result |
|-------|---------|---------------------------|-------|--------------|
| 8/27 | | #2 INDIANA | ACCNX | L, 2-3 (OT) |
| 8/30 | | NIU | ACCNX | W, 2-0 |
| 9/3 | | at #16 Kentucky | ESPN+ | L, 0-1 |
| 9/10 | | at Boston College \$ | ACCNX | T, 1-1 (20T) |
| 9/14 | | MICHIGAN ST. | ACCN | L, 3-4 |
| 9/17 | | NC STATE \$ | ACCNX | W, 1-0 |
| 9/21 | | Michigan | ESPNU | W, 3-1 |
| 9/24 | | at #12 Virginia Tech | ACCNX | L, 1-2 (OT) |
| 9/28 | | TRINE | ACCNX | W, 13-0 |
| 10/1 | | VIRGINIA \$ | ACCN | W, 2-1 |
| 10/5 | | IPFW | ACCNX | W, 4-0 |
| 10/9 | | at #9 Clemson \$ | ACCNX | W, 2-0 |
| 10/16 | RV | #8 PITT \$ | ACCNX | W, 1-0 (20T) |
| 10/19 | #20 | UIC | ACCNX | W, 3-0 |
| 10/22 | #20 | #18 DUKE \$ | ACCNX | T, 1-1 (20T) |
| 10/29 | #11 | at UNC \$ | ESPNU | L, 1-3 |
| 11/3 | #23 | NC STATE (ACC 1st Round) | ACCNX | W, 1-0 |
| 11/7 | #23 | Louisville (ACC Quarters) | ACCN | T, 0-0 (PKs) |
| 11/10 | #20 | #5 Pitt (ACC Semis) | ACCN | W, 2-0 |
| 11/14 | #20 | #11 Duke (ACC Final) | ESPNU | W, 2-0 |
| 11/21 | #4 | Villanova (NCAA 2nd Rd) | ACCNX | W, 3-0 |
| 11/28 | #4 | Wake Forest (NCAA 3rd Rd) | ACCNX | W, 2-0 |
| 12/4 | #4 | #5 Pitt (NCAA Quarters) | ACCNX | 5 p.m. |

All times Eastern. Home games in **BOLD CAPS** played at Alumni Stadium in Notre Dame, Ind. | \$ - ACC Game

NOTRE DAME: BY THE NUMBERS

| | |
|-----|--|
| 609 | Consecutive minutes the Irish have gone without allowing a goal, spanning more than five matches. The six clean sheets have come against NC State, Louisville, #5 Pitt, #11 Duke, Villanova and Wake Forest. |
| 50 | Goals scored by the Irish this season, ranking the team sixth in the country and second in the ACC. |
| 30 | Goals scored by senior forward Jack Lynn during his Notre Dame career. The forward has nine goals on the season, giving him the team lead in goals. Lynn is the 12th player in program history to reach the 30-goal milestone in his career. |
| 30 | Second half goals scored by the Irish this season. Notre Dame has outscored opponents 30-7 in the final 45 minutes of regulation this season. The Irish haven't allowed a second half goal since Oct. 1, spanning 12 matches. |
| 23 | NCAA Championship appearances earned by Notre Dame since 1988. Notre Dame has appeared in 19 of the last 21 tournaments. |
| 21 | Wins the Irish have accrued in program history in the NCAA Championship. The Irish have an overall record of 21-20-3. |
| 14 | Wins by the Irish this season, marking the most by a Notre Dame team since it won 17 matches en route to their national championship during the 2013 season. |
| 13 | Clean sheets by the Irish this season, coming in wins over Pitt (2x), Clemson, Duke, Wake Forest, Louisville, NIU, Villanova, NC State (2x), UIC, Trine and Purdue Fort Wayne. |
| 11 | Irish players that have scored multiple goals this season. Fifteen players have scored at least one goal during the 2021 campaign. |
| 6 | Straight shutouts by Bryan Dowd entering Saturday's match, tying the program record for consecutive clean sheets. |
| 5 | Goals scored over ND's first two NCAA Tournament games, all coming from different players (Lynn, Burns, Giacobello, Omar & Rouu) |
| 4 | Overall national seed earned by Notre Dame, the highest seed for the Irish since being the top seed in the 2014 season. |
| 1 | ACC Championship titles won by the Irish, coming this season. The Irish defeated NC State (1-0) advanced on penalties against Louisville (0-0), defeated #5 Pitt (2-0) and #11 Duke (2-0). |
| 1 | Loss over the last 14 matches. The Irish have an 11-1-2 record over that stretch, including wins over ranked Pitt (2x), Clemson and Duke. |

First Round November 18 **Second Round** November 21 **Third Round** November 27 or 28 **Quarterfinals** December 3 or 4 **Semifinals** December 10 **Final** December 12 **Semifinals** December 10 **Quarterfinals** December 3 or 4 **Third Round** November 27 or 28 **Second Round** November 21 **First Round** November 18



*Host institution.
 All games times are Eastern standard time.
 Order of semifinal games will be determined after quarterfinal round games are completed.



© 2021 National Collegiate Athletic Association. No commercial use without the NCAA's written permission.

Don't Bet On It.

2021 NOTRE DAME ROSTER

| No. | Name | Yr. | Pos. | Ht. | Wt. | Hometown/Previous School |
|-----|----------------------|-----|------|------|-----|---|
| 0 | Thomas Deslongchamps | SR | GK | 6-2 | 180 | Whitefish Bay, WI/Whitefish Bay |
| 2 | Philip Quinton | SR | D | 6-5 | 185 | Portland, OR/Grant |
| 3 | Reese Mayer | JR | M/D | 6-2 | 175 | Baltimore, MD/McDonogh School |
| 4 | Aaron Hill | JR | D | 6-3 | 190 | Albuquerque, NM/Albuquerque Academy |
| 5 | Bryce Boneau | FR | M | 5-10 | 160 | Keller, TX/Keller |
| 6 | Michael Pellegrino | JR | M | 6-0 | 175 | Wenonah, NJ/YSC Academy |
| 7 | Ethan O'Brien | JR | M | 5-11 | 145 | Bellevue, WA/Eastside Catholic/New Albany |
| 8 | Matthew Radivojsa | SO | M | 5-10 | 150 | Oakville, ON/Saint Thomas Aquinas |
| 9 | Tyler Shea | SR | F | 5-10 | 155 | Dallas, TX/Jesuit College Preparatory |
| 10 | Matthew McLaughlin | SO | M | 6-0 | 160 | Broadview Heights, OH/Saint Ignatius |
| 11 | Daniel Russo | SO | F | 6-0 | 165 | Jackson, NJ/Jackson Memorial |
| 12 | Bryan Silver | SR | M | 6-1 | 150 | Herndon, VA/Oakton |
| 13 | Cleveland Sellers IV | FR | D | 6-2 | 170 | Charlotte, NC/Northwest School of the Arts |
| 14 | Michael Lynch | GS | M | 6-0 | 175 | Cocoa Beach, FL/Mater Dei |
| 15 | Paddy Burns | SO | D | 6-0 | 175 | Crumlin, Northern Ireland/St. Malachy's College |
| 16 | Eno Nto | FR | F | 5-11 | 157 | Derby, England/Repton School |
| 17 | Mateo Acosta | FR | D | 6-0 | 165 | Skokie, IL/Niles West |
| 18 | Josh Ramsey | FR | D | 6-0 | 190 | Plano, TX/Texas Connections Academy |
| 19 | Michael Rossi | FR | F | 6-5 | 225 | Glen Ellyn, IL/Glenbard West |
| 21 | Matthew Rouu | FR | F | 5-10 | 155 | Germantown, WI/Laurel Springs |
| 22 | PJ Bujouves | JR | M | 5-8 | 155 | Toronto, ON/Upper Canada College |
| 23 | Alex Salvino | SO | F | 6-3 | 180 | Western Springs, IL/Lyons Township |
| 24 | Kyle Genenbacher | FR | D | 5-10 | 182 | Farmington, MO/Farmington |
| 26 | Ben Giacobello | SR | D/M | 5-9 | 145 | San Clemente, CA/San Clemente |
| 27 | Jack Lynn | SR | F | 6-2 | 188 | St. Louis, MO/Chaminade College Preparatory |
| 28 | Dawson McCartney | GS | F | 6-1 | 175 | Voorhees, NJ/YSC Academy/Dartmouth |
| 29 | Mohamed Omar | SR | M | 6-3 | 182 | Toronto, ON/Berkshire School (MA) |
| 30 | Liam Egan | FR | GK | 6-5 | 165 | Louisville, KY/Bridgton Academy |
| 31 | Bryan Dowd | SO | GK | 6-3 | 175 | Willow Springs, IL/Fenwick |

| | | | |
|-----------|-----------------|-----|----------------|
| HC | Chad Riley | 4th | Notre Dame '04 |
| AC | Mike Graczyk | 2nd | New Mexico '07 |
| AC | Jeff Rowland | 1st | New Mexico '06 |
| AC | Jamison Edwards | 1st | Louisville '19 |

| | |
|----------------------|-----------------|
| Bujouves | boo-jew-vis |
| Deslongchamps | deh-long-shawmp |
| Egan | EE-gan |
| Giacobello | Jack-uh-bell-oh |
| Graczyk | GRAY-zack |
| Eno Nto | en-OH in-TOW |
| Radivojsa | rad-ih-VOY-suh |
| Rouu | rue |

IRISH FACTS & FIGURES



ATLANTIC REGION

| | ACC | Overall |
|----------------|-------|---------|
| Clemson | 5-3 | 15-5 |
| Louisville | 5-3 | 10-7-1 |
| Wake Forest | 4-3-1 | 13-7-1 |
| Boston College | 2-4-2 | 6-7-2 |
| Syracuse | 2-5-1 | 8-8-2 |
| NC State | 1-5-2 | 7-8-2 |

COASTAL REGION

| | ACC | Overall |
|-------------------|--------------|---------------|
| Pitt | 5-2-1 | 13-5-1 |
| Duke | 5-2-1 | 14-5-1 |
| Notre Dame | 4-2-2 | 14-5-3 |
| North Carolina | 4-4 | 11-6-2 |
| Virginia Tech | 3-4-1 | 11-5-3 |
| Virginia | 2-5-1 | 6-9-3 |

2021 ACC Men's Soccer All-Tournament Team

- Bryan Dowd, Notre Dame**
- Jack Lynn, Notre Dame**
- Dawson McCartney, Notre Dame**
- Philip Quinton, Notre Dame**
- Shakur Mohammed, Duke
- Peter Stroud, Duke
- Thor Ulfarsson, Duke
- Oskar Ågren, Clemson
- Quinn McNeill, Clemson
- Valentin Noel, Pitt
- Arturo Ordoñez, Pitt

Most Valuable Player – Dawson McCartney, Notre Dame

2021 ACC Men's Soccer Championship

First Round – Wednesday, Nov. 3
 at No. 7 North Carolina 1, No. 10 Syracuse 0
 at No. 5 Notre Dame 1, No. 12 NC State 0
 at No. 8 Virginia Tech 1, No. 9 Boston College at No. 6 Wake Forest 3, No. 11 Virginia 0

Quarterfinals – Sunday, Nov. 7
 at No. 3 Duke 3, No. 6 Wake Forest 2
 at No. 1 Pitt 2, No. 8 Virginia Tech 1 (2OT)
 No. 5 Notre Dame 0, at No. 4 Louisville 0 (2OT;
 ND advances on PKs, 3-0)
 at No. 2 Clemson 2, No. 7 North Carolina 1

Semifinals – Wednesday, Nov. 10
 No. 5 Notre Dame 2, at No. 1 Pitt 0
 No. 3 Duke 1, at No. 2 Clemson 0

Final – WakeMed Soccer Park, Cary, N.C. – Sunday, Nov. 14
 No. 5 Notre Dame 2, No. 3 Duke 0

SETTING THE STAGE

- The Irish and Panthers will meet for the third time this season with a spot in the College Cup on the line with an NCAA quarterfinal matchup at Alumni Stadium at 5 p.m. ET on Saturday, Dec. 4. Tickets can be purchased at the ticket window for \$5 and students will get in free with their student ID. The match will be broadcast on ACCNX.

THE IRISH IN THE NCAA CHAMPIONSHIP

- Notre Dame is playing in its 23rd NCAA Championship in 2021 and have played in the tourney in 19 of the last 21 seasons.
- The Irish have an overall record of 21-20-3 in the NCAA Championships.
- The Irish have advanced to the round of 16 on 11 occasions and have made five quarterfinals.
- Notre Dame won the College Cup in 2013, defeating Maryland by a score of 2-1 to capture the title. It was the program's only trip to the College Cup.
- Notre Dame is 15-8-3 when playing at home in NCAA Tournament play in program history and has advanced to the next round 17 times.
- The Irish are 12-8-2 in their opening NCAA Tournament matches in program history and have advanced to the next round 14 times.
- Notre Dame's No. 4 national seed is the highest the program has earned since being the top-seed during the 2014 season.

THE PITT SERIES

- The Irish and Panthers will meet on the pitch for the 31st time on Saturday.
- Notre Dame holds a decisive lead in the all-time series with a record of 20-7-3.
- The Irish were victorious in both matchups earlier this season, defeating the Panthers in double overtime by a final score of 1-0 in the regular season at Alumni Stadium and 2-0 in the ACC semifinals in Pittsburgh.
- Pitt has only been shutout twice this season, both coming in matches against the Irish.

KEEP IT CLEAN

- The Notre Dame defense has come into form in the second half of the season, entering Saturday's match posting 10 clean sheets in its last 12 matches.
- The Irish have totaled 13 shutouts on the season, with Bryan Dowd in goal for 10 and Thomas Deslongchamps recording three.
- The 13 clean sheets are tied for third most in program history and the most since recording 13 during the 2006 season.
- Notre Dame has eight clean sheets against ACC opponents, the most by any team in the conference this season (Pitt x2, Duke, Clemson, Wake Forest, Louisville, NC State x2)
- Opponents have scored multiple goals in just four of 22 matches this season.
- Despite playing some of the top teams in the country, the Irish have allowed just five goals in the last 14 matches.

FINISHING STRONG

- The Irish have made it a habit of dominating the second half of matches, outscoring the opposition 30-7 in the final 45 minutes of regulation.
- Notre Dame's defense hasn't allowed a goal in the second half in the last 12 matches, outscoring the opposition 17-0 in the second half during that stretch.
- The last time the Irish allowed a goal was in a 2-1 win against Virginia on October 1.

LYNN LEADS THE LINE

- Lynn was Notre Dame's representative on the ACC Preseason Watch List and was ranked No. 33 in TopDrawerSoccer's midseason top 100 players rankings.
- Lynn paces all active Irish players in career goals with 30.
- Lynn became the 12th player in program history to reach the 30 career goal mark.
- The senior leads the team in goals (9) and points (22) on the year.
- The forward has nine goals and four assists on the season.
- Lynn was named All-ACC First Team for the second straight year by the league coaches.
- The forward enjoyed a breakout 2019 campaign, scoring a career-high 10 goals to lead the Irish attack.
- Lynn has led the Irish in goals and points in each of the last two seasons.

BALANCED ATTACK

- Nineteen different Irish players have registered at least one point this season, as the team has totaled 143 on the season.
- Fifteen players have scored a goal through 22 matches, with 11 scoring multiple goals.
- Dawson McCartney and Paddy Burns are tied for the team lead in assists with five each while Jack Lynn, Ethan O'Brien and Daniel Russo are tied for second with four each. Matthew Rouou, Ben Giacobello and Matthew McLaughlin each have three.

THE KIDS ARE ALRIGHT

- The Irish have received significant contributions from the 2021 freshman class.
- Fourteen of Notre Dame's 50 goals have been scored by freshmen.
- Matthew Rouou ranks tied for second on the team in goals scored with seven while Eno Nto is fourth on the squad with five goals to his name.
- Michael Rossi scored two goals in his debut season.
- Josh Ramsey has played in all 22 games, including 21 starts for Notre Dame this season at the center back position.
- Nto and Rouou both scored goals in their first career starts, coming in the 2-0 win over NIU.
- Kyle Genenbacher has also logged minutes in 20 matches this season.

ACC CHAMPIONSHIP REWIND

- The Irish captured its first ACC Championship title in program history with a 2-0 win over Duke in Cary, North Carolina.
- Dawson McCartney scored a brace in the title game and totaled three goals over the four tournament matches to earn ACC Championship MVP honors.
- Jack Lynn, Bryan Dowd and Philip Quinton joined McCartney on the ACC All-Tournament Team.
- The Irish didn't allow a goal over the four games, becoming the first team to accomplish the feat when playing in four games and the sixth to ever finish the ACC Championships with no goals allowed.
- Notre Dame advanced past NC State (1-0), Louisville (0-0, 3-0 penalties), and Pitt (2-0) to get to the title game.
- The Irish snapped Pitt's 19-match home winning streak with the 2-0 win in the semifinal round.

Notre Dame Record in 2021 Season

| | |
|-------------------------------|--------|
| Home..... | 10-2-1 |
| Away | 3-3-2 |
| Neutral | 1-0-0 |
| vs. Ranked teams | 4-3-1 |
| Scoring first..... | 14-2-0 |
| Opponent scores first..... | 0-3-2 |
| Leading at halftime | 8-1-0 |
| Trailing at halftime | 0-1-1 |
| Tied at halftime | 6-3-2 |
| In overtime..... | 1-2-3 |
| Scoring 1 goal | 3-2-2 |
| Scoring 2 goals | 6-1-0 |
| Scoring 3 or more goals | 5-1-0 |
| Allowing 1 goal..... | 2-1-2 |
| Allowing 2 goals..... | 0-1-0 |
| Allowing 3 or more goals..... | 0-3-0 |
| One-goal games | 4-4-0 |
| Two-goal games..... | 6-1-0 |
| Three-plus goal games..... | 4-0-0 |
| Wins more corners | 8-2-0 |
| Opp. wins more corners | 6-2-1 |
| Corners are equal..... | 0-1-2 |
| More shots than opp. | 10-2-2 |
| Opp. has more shots..... | 3-3-1 |
| Shots are the same..... | 1-0-0 |
| More saves than opp. | 3-3-0 |
| Opp. has more saves..... | 9-2-3 |
| Saves are the same..... | 2-0-0 |
| In August | 1-1-0 |
| In September..... | 3-3-1 |
| In October | 5-1-1 |
| In November..... | 5-0-1 |
| Day Games | 1-1-0 |
| Night Games..... | 13-4-3 |

CHAD RILEY - MCFARLAND FAMILY MEN'S HEAD SOCCER COACH



CHAD RILEY

Mcfarland Family Men's Head Soccer Coach
4th Season
Notre Dame '04



CHAD RILEY PROFILE

- **Hire Date:** Jan. 4, 2018
- **Career Record:** 94-55-21 (.615)
- **ND Record:** 43-29-7 (.589)
- **NCAA Tournament Appearances:** 6 (2, Notre Dame head coach, 4 Dartmouth head coach)
- **Hometown:** Houston, Texas
- **Education:** Theology
- **Marital Status:** Wife - Caitlin
- **Children:** Georgina, Prescott, Bernadette

COACHING EXPERIENCE

| | |
|--------------|---|
| 2004 | Assistant Coach Oberlin College |
| 2005 | Assistant Coach St. John's University |
| 2006-11 | Assistant Coach University of Notre Dame |
| 2012 | Assistant Coach Dartmouth College |
| 2013-2017 | Head Coach Dartmouth College |
| 2018-present | Head Coach University of Notre Dame |

PLAYING EXPERIENCE

| | |
|---------|---|
| 2000-03 | University of Notre Dame BIG EAST Conference 3-Time All-BIG EAST 2003 Notre Dame Captain |
|---------|---|

Year-By-Year Collegiately With Chad Riley

| Year | School | Record | Postseason/Honors/Final Rankings |
|--|------------------------|------------------------|---|
| 2004 | Oberlin (assistant) | 9-8-3 | |
| Totals Oberlin Assistant | | 9-8-3 (.525) | 1 season |
| 2005 | St. John's (assistant) | 11-6-5 | NCAA Round of 16 |
| Totals St. John's Assistant | | 11-6-5 (.614) | 1 season |
| 2006 | Notre Dame (assistant) | 15-6-2 | NCAA Quarterfinals #6 NSCAA |
| 2007 | Notre Dame (assistant) | 14-5-5 | NCAA Quarterfinals #6 NSCAA |
| 2008 | Notre Dame (assistant) | 12-7-2 | NCAA Second Round #16 NSCAA |
| 2009 | Notre Dame (assistant) | 11-8-4 | NCAA Second Round |
| 2010 | Notre Dame (assistant) | 10-6-4 | NCAA Second Round #21 NSCAA |
| 2011 | Notre Dame (assistant) | 9-5-4 | |
| Totals Notre Dame Assistant | | 71-37-21 (.632) | 6 seasons |
| 2012 | Dartmouth (assistant) | 9-7-0 | |
| Totals Dartmouth Assistant | | 9-7-0 (.632) | 1 season |
| 2013 | Dartmouth | 6-7-4 | |
| 2014 | Dartmouth | 12-5-2 | Ivy League Champion NCAA Second Round #25 NSCAA Ivy League Coach of the Year |
| 2015 | Dartmouth | 12-6-1 | Ivy League Champion NCAA Second Round Ivy League Coach of the Year |
| 2016 | Dartmouth | 9-5-5 | Ivy League Champion NCAA Second Round |
| 2017 | Dartmouth | 12-3-2 | Ivy League Champion NCAA Second Round #23 United Soccer Coaches Ivy League Coach of the Year |
| Totals Dartmouth Head Coach | | 51-26-14 (.637) | 5 seasons |
| 2018 | Notre Dame | 11-7-3 (.595) | NCAA Quarterfinal #8 United Soccer Coaches |
| 2019 | Notre Dame | 10-8-1 (.553) | NCAA First Round |
| 2020-21 | Notre Dame | 8-9-0 (.471) | |
| 2021 | Notre Dame | 14-5-3 (.705) | ACC Champion |
| Totals McFarland Family Men's Head Soccer Coach | | 43-29-7 (.589) | 4 seasons |

2021 NCAA TEAM STAT RANKINGS

| Statistic | National Rank | Conference Rank | Value | National Leader | Value | Conference Leader | Value |
|---|---------------|-----------------|-------|------------------------|-------|-------------------|-------|
| Assists Per Game (202 ranked) | 37 | 6 | 1.95 | Pittsburgh | 3.26 | Pittsburgh | 3.26 |
| Corner Kicks Per Game (202 ranked) | 63 | 8 | 5.50 | UNC Greensboro | 8.00 | Pittsburgh | 7.32 |
| Fouls Per Game (202 ranked) | 123 | 8 | 12.50 | Missouri St. | 5.84 | Virginia Tech | 10.55 |
| Goal Differential (202 ranked) | 6 | 1 | 33 | UNC Greensboro | 38 | Notre Dame | 33 |
| Penalty Kicks (176 ranked) | 1 | 1 | 1.000 | 94 teams tied | 1.000 | 6 teams tied | 1.000 |
| Points Per Game (202 ranked) | 17 | 4 | 6.50 | Pittsburgh | 8.63 | Pittsburgh | 8.63 |
| Red Cards (82 ranked) | 82 | 8 | 1 | Charlotte Radford | 6 | Duke | 4 |
| Save Pct (202 ranked) | 87 | 5 | 0.730 | St. John's (NY) | 0.852 | Clemson | 0.787 |
| Saves Per Game (202 ranked) | 198 | 12 | 2.09 | Radford | 6.12 | Virginia | 5.00 |
| Scoring Offense (202 ranked) | 13 | 3 | 2.27 | UNC Greensboro | 2.89 | Pittsburgh | 2.68 |
| Shot Accuracy (202 ranked) | 120 | 6 | 0.414 | Mercer | 0.553 | Syracuse | 0.498 |
| Shots Per Game (202 ranked) | 71 | 7 | 12.95 | UIC | 17.37 | Clemson | 16.60 |
| Shots on Goal Per Game (202 ranked) | 82 | 8 | 5.36 | Cornell | 8.75 | Pittsburgh | 6.84 |
| Shutout Percentage (198 ranked) | 2 | 1 | 0.591 | St. John's (NY) | 0.600 | Notre Dame | 0.591 |
| Team Goals Against Average (202 ranked) | 12 | 1 | 0.741 | New Hampshire | 0.466 | Notre Dame | 0.741 |
| Total Assists (202 ranked) | 15 | 4 | 43 | Pittsburgh | 62 | Pittsburgh | 62 |
| Total Goals (202 ranked) | 6 | 2 | 50 | Hofstra | 56 | Pittsburgh | 51 |
| Total Points (202 ranked) | 8 | 3 | 143 | Hofstra | 170 | Pittsburgh | 164 |
| Won-Lost-Tied Percentage (202 ranked) | 26 | 4 | 0.705 | Georgetown Saint Louis | 0.900 | Clemson | 0.750 |
| Yellow Cards (202 ranked) | 33 | 4 | 38 | FIU NJIT | 54 | Duke | 44 |
| | | | | | 54 | Virginia | 44 |

2021 NCAA INDIVIDUAL STAT RANKINGS

| Statistic | Player | National Rank | Conference Rank | Value | National Leader | Value | Conference Leader | Value |
|-------------------------------------|--------------------|---------------|-----------------|---------|--------------------------------|---------|-------------------------------|---------|
| Assists Per Game (142 ranked) | | | | | John Klein, Saint Louis | 0.79 | Bertin Jacquesson, Pittsburgh | 0.58 |
| Game-Winning Goals (49 ranked) | Dawson McCartney | 10 | 1 | 5 | AJ Chastonay, Belmont | 7 | Dawson McCartney, Notre Dame | 5 |
| | Jack Lynn | 22 | 3 | 4 | Nick Markanich, Northern Ill. | 7 | Thorleifur Ulfarsson, Duke | 5 |
| Goalie Minutes Played (150 ranked) | Bryan Dowd | 15 | 2 | 1795:35 | Leroy Zeller, UC Santa Barbara | 2045:29 | Alec Smir, North Carolina | 1838:42 |
| Goals Against Average (150 ranked) | Bryan Dowd | 22 | 1 | 0.852 | Jan Hoffelner, Kentucky | 0.417 | Bryan Dowd, Notre Dame | 0.852 |
| Goals Per Game (144 ranked) | Jack Lynn | 88 | 9 | 0.43 | Jelldrik Dallmann, Niagara | 1.00 | Thorleifur Ulfarsson, Duke | 0.94 |
| Penalty Kicks (265 ranked) | Jack Lynn | 1 | 1 | 1.000 | 204 players tied | 1.000 | 17 players tied | 1.000 |
| | Dawson McCartney | 1 | 1 | 1.000 | | | | |
| | Philip Quinton | 1 | 1 | 1.000 | | | | |
| Points Per Game (150 ranked) | Jack Lynn | 119 | 11 | 1.05 | Tyler Bagley, Cornell | 2.19 | Thorleifur Ulfarsson, Duke | 1.94 |
| Red Cards (10 ranked) | Tyler Shea | 10 | 2 | 1 | 9 players tied | 2 | Riley Thomas, North Carolina | 2 |
| Save Pct (150 ranked) | Bryan Dowd | 134 | 5 | 0.696 | Luka Gavran, St. John's (NY) | 0.844 | George Marks, Clemson | 0.782 |
| Saves Per Game (150 ranked) | | | | | Joseba Incera, Radford | 5.92 | Holden Brown, Virginia | 4.78 |
| Shot Accuracy (150 ranked) | Jack Lynn | 121 | 10 | 0.438 | Dylan Gaither, Mercer | 0.700 | Deandre Kerr, Syracuse | 0.641 |
| Shots Per Game (150 ranked) | Jack Lynn | 42 | 4 | 3.05 | Camil Azzam Ruiz, Iona | 5.24 | Pedro Fonseca, Louisville | 3.67 |
| Shots on Goal Per Game (150 ranked) | Jack Lynn | 55 | 7 | 1.33 | Camil Azzam Ruiz, Iona | 2.82 | Thorleifur Ulfarsson, Duke | 1.81 |
| Shutouts (36 ranked) | Bryan Dowd | 4 | 1 | 10 | Luka Gavran, St. John's (NY) | 12 | Bryan Dowd, Notre Dame | 10 |
| | | | | | Jan Hoffelner, Kentucky | 12 | Alec Smir, North Carolina | 10 |
| Total Assists (94 ranked) | | | | | John Klein, Saint Louis | 15 | Bertin Jacquesson, Pittsburgh | 11 |
| Total Goals (141 ranked) | Jack Lynn | 36 | 4 | 9 | Nick Markanich, Northern Ill. | 16 | Thorleifur Ulfarsson, Duke | 15 |
| | Dawson McCartney | 92 | 9 | 7 | | | | |
| | Matthew Roux | 92 | 9 | 7 | | | | |
| Total Points (132 ranked) | Jack Lynn | 57 | 6 | 22 | Ryan Carmichael, Hofstra | 39 | Thorleifur Ulfarsson, Duke | 31 |
| | Dawson McCartney | 90 | 10 | 19 | | | | |
| | Matthew Roux | 132 | 13 | 17 | | | | |
| Total Saves (148 ranked) | | | | | Broden Schull, VMI | 99 | Holden Brown, Virginia | 86 |
| Yellow Cards (450 ranked) | Mohamed Omar | 33 | 2 | 6 | Nacho Lerech, Vermont | 9 | Amferny Sinclair, Syracuse | 7 |
| | Reese Mayer | 197 | 13 | 4 | | | | |
| | Paddy Burns | 450 | 35 | 3 | | | | |
| | Jack Lynn | 450 | 35 | 3 | | | | |
| | Eno Nto | 450 | 35 | 3 | | | | |
| | Ethan O'Brien | 450 | 35 | 3 | | | | |
| | Michael Pellegrino | 450 | 35 | 3 | | | | |
| | Daniel Russo | 450 | 35 | 3 | | | | |
| | Tyler Shea | 450 | 35 | 3 | | | | |

2021 TEAM STATISTICS



2021-22 Notre Dame Men's Soccer Combined Statistics All games

Page 1/1
as of Nov 29, 2021

| Date | Opponent | Score | Att. |
|--------------|-------------------|----------|------|
| 08/27/2021 | Indiana | Lot1 2-3 | 2347 |
| 08/30/2021 | Northern Ill. | W 2-0 | 456 |
| 09/03/2021 | at Kentucky | L 0-1 | 1589 |
| * 09/10/2021 | at Boston College | Tot2 1-1 | 1585 |
| 09/14/2021 | Michigan St. | L 3-4 | 351 |
| * 09/17/2021 | NC State | W 1-0 | 1001 |
| 09/21/2021 | at Michigan | W 3-1 | 317 |
| * 09/24/2021 | at Virginia Tech | Lot1 1-2 | 1423 |
| 09/28/2021 | Trine | W 13-0 | 318 |
| * 10/01/2021 | Virginia | W 2-1 | 1213 |
| 10/05/2021 | Purdue Fort Wayne | W 4-0 | 403 |
| * 10/09/2021 | at Clemson | W 2-0 | 2337 |
| * 10/16/2021 | Pittsburgh | Wot2 1-0 | 385 |
| 10/19/2021 | UIC | W 3-0 | 259 |
| * 10/22/2021 | Duke | Tot2 1-1 | 1037 |
| * 10/29/2021 | at North Carolina | L 1-3 | 1481 |
| 11/03/2021 | NC State | W 1-0 | 174 |
| 11/07/2021 | at Louisville | Tot2 0-0 | 582 |
| 11/10/2021 | at Pittsburgh | W 2-0 | 1626 |
| 11/14/2021 | vs Duke | W 2-0 | 2737 |
| 11/21/2021 | Villanova | W 3-0 | 891 |
| 11/28/2021 | Wake Forest | W 2-0 | 481 |

| Record | Overall | Home | Away | Neutral |
|----------------|---------|--------|-------|---------|
| All Games | 14-5-3 | 10-2-1 | 3-3-2 | 1-0-0 |
| Conference | 4-2-2 | 3-0-1 | 1-2-1 | 0-0-0 |
| Non-Conference | 10-3-1 | 7-2-0 | 2-1-1 | 1-0-0 |

| # Player | GP | G | A | PTS | SH | SH% | SOG | SOG% | GWG | PK-ATT |
|-------------------------|-----------|-----------|-----------|------------|------------|-------------|------------|-------------|----------|------------|
| 27 Lynn, Jack | 21 | 9 | 4 | 22 | 64 | .141 | 28 | .438 | 4 | 2-2 |
| 28 McCartney, Dawson | 22 | 7 | 5 | 19 | 42 | .167 | 18 | .429 | 5 | 1-1 |
| 21 Roou, Matthew | 22 | 7 | 3 | 17 | 30 | .233 | 18 | .600 | 0 | 0-0 |
| 16 Nto, Eno | 19 | 5 | 0 | 10 | 13 | .385 | 7 | .538 | 1 | 0-0 |
| 11 Russo, Daniel | 22 | 3 | 4 | 10 | 25 | .120 | 8 | .320 | 2 | 0-0 |
| 29 Omar, Mohamed | 21 | 4 | 1 | 9 | 18 | .222 | 9 | .500 | 1 | 0-0 |
| 15 Burns, Paddy | 22 | 2 | 5 | 9 | 15 | .133 | 6 | .400 | 0 | 0-0 |
| 7 O'Brien, Ethan | 18 | 2 | 4 | 8 | 11 | .182 | 2 | .182 | 0 | 0-0 |
| 9 Shea, Tyler | 21 | 2 | 2 | 6 | 16 | .125 | 6 | .375 | 0 | 0-0 |
| 19 Rossi, Michael | 7 | 2 | 2 | 6 | 4 | .500 | 3 | .750 | 0 | 0-0 |
| 26 Giacobello, Ben | 22 | 1 | 3 | 5 | 8 | .125 | 1 | .125 | 0 | 0-0 |
| 2 Quinton, Philip | 22 | 2 | 0 | 4 | 14 | .143 | 5 | .357 | 0 | 1-1 |
| 3 Mayer, Reese | 22 | 1 | 2 | 4 | 5 | .200 | 1 | .200 | 1 | 0-0 |
| 22 Bujouves, PJ | 1 | 1 | 1 | 3 | 4 | .250 | 2 | .500 | 0 | 0-0 |
| 23 Salvino, Alex | 1 | 1 | 1 | 3 | 3 | .333 | 1 | .333 | 0 | 0-0 |
| 10 McLaughlin, Matthew | 2 | 0 | 3 | 3 | 2 | .000 | 1 | .500 | 0 | 0-0 |
| 6 Pellegrino, Michael | 12 | 0 | 1 | 1 | 4 | .000 | 1 | .250 | 0 | 0-0 |
| 24 Genenbacher, Kyle | 21 | 0 | 1 | 1 | 3 | .000 | 1 | .333 | 0 | 0-0 |
| 18 Ramsey, Josh | 22 | 0 | 1 | 1 | 0 | .000 | 0 | .000 | 0 | 0-0 |
| 4 Hill, Aaron | 1 | 0 | 0 | 0 | 2 | .000 | 0 | .000 | 0 | 0-0 |
| 14 Lynch, Michael | 8 | 0 | 0 | 0 | 2 | .000 | 0 | .000 | 0 | 0-0 |
| 31 Dowd, Bryan | 19 | 0 | 0 | 0 | 0 | .000 | 0 | .000 | 0 | 0-0 |
| 0 Deslongchamps, Thomas | 3 | 0 | 0 | 0 | 0 | .000 | 0 | .000 | 0 | 0-0 |
| 12 Silver, Bryan | 18 | 0 | 0 | 0 | 0 | .000 | 0 | .000 | 0 | 0-0 |
| Total | 22 | 50 | 43 | 143 | 285 | .175 | 118 | .414 | - | 4-4 |
| Opponents | 22 | 17 | 19 | 53 | 217 | .078 | 63 | .290 | - | 0-1 |

Team statistics

| | ND | OPP |
|------------------------|---------|--------|
| SHOT STATISTICS | | |
| Goals-Shot attempts | 50-285 | 17-217 |
| Goals scored per game | 2.27 | 0.77 |
| Shot pct. | .175 | .078 |
| Shots on goal-Attempts | 118-285 | 63-217 |
| SOG pct. | .414 | .290 |
| Shots/Game | 13 | 9.9 |
| Assists | 43 | 19 |
| GOAL BREAKDOWN | | |
| Total Goals | 50 | 17 |
| Penalty | 4 | 0 |
| Unassisted | - | - |
| Overtime | 1 | 2 |
| Goals scored average | 2.27 | 0.77 |
| CORNER KICKS | | |
| Goals off corners | - | - |
| PENALTY KICKS | | |
| | 4-4 | 0-1 |
| OFFSIDES | | |
| | 53 | 20 |
| PENALTIES | | |
| Fouls | 275 | 273 |
| Yellow cards | 38 | 27 |
| Red cards | 1 | 1 |
| ATTENDANCE | | |
| Total | 9316 | 10940 |
| Dates/Avg Per Date | 13/717 | 8/1368 |
| Neutral Site #/Avg | 1/2737 | - |

| # | Goalie | GP | MIN. | GA | GA AVG | SAVES | PCT | W-L-T | SHO/CBO |
|-------------------------|--------|-----------|----------------|-----------|-------------|-----------|-------------|---------------|-----------|
| 31 Dowd, Bryan | | 19 | 1795:35 | 17 | 0.85 | 39 | .696 | 11-5-3 | 10/0 |
| 0 Deslongchamps, Thomas | | 3 | 270:00 | 0 | 0.00 | 7 | 1.000 | 3-0-0 | 3/0 |
| TM TEAM | | - | 00:00 | 0 | 0.00 | 0 | .000 | 0-0-0 | 0/0 |
| Total | | 22 | 2065:35 | 17 | 0.74 | 46 | .730 | 14-5-3 | 13 |
| Opponents | | 22 | 2065:35 | 50 | 2.18 | 69 | .580 | 5-14-3 | 2 |

Goals by Periods

| Team | 1st | 2nd | OT1 | OT2 | TOTAL |
|-----------|-----|-----|-----|-----|-------|
| ND | 19 | 30 | 0 | 0 | 50 |
| Opponents | 8 | 7 | 0 | 2 | 17 |

Shots by Periods

| Team | 1st | 2nd | OT1 | OT2 | TOTAL |
|-----------|-----|-----|-----|-----|-------|
| ND | 133 | 140 | 0 | 7 | 285 |
| Opponents | 104 | 104 | 0 | 7 | 217 |

Saves by Periods

| Team | 1st | 2nd | OT1 | OT2 | TOTAL |
|-----------|-----|-----|-----|-----|-------|
| ND | 25 | 20 | 0 | 1 | 46 |
| Opponents | 30 | 33 | 0 | 3 | 69 |

Corners by Periods

| Team | 1st | 2nd | OT1 | OT2 | TOTAL |
|-----------|-----|-----|-----|-----|-------|
| ND | 66 | 52 | 0 | 2 | 121 |
| Opponents | 49 | 65 | 0 | 3 | 117 |

Fouls by Periods

| Team | 1st | 2nd | OT1 | OT2 | TOTAL |
|-----------|-----|-----|-----|-----|-------|
| ND | 116 | 147 | 0 | 8 | 275 |
| Opponents | 123 | 140 | 0 | 6 | 273 |



2021 INDIVIDUAL SEASON STATISTICS



2021-22 Notre Dame Men's Soccer
Extended Individual Statistics
All games

Page 1/1
as of Nov 30, 2021

Game Records

| Overall | Conference | Home | Away | Neutral |
|------------|------------|------------|-----------|-----------|
| 14 - 5 - 3 | 4 - 2 - 2 | 10 - 2 - 1 | 3 - 3 - 2 | 1 - 0 - 0 |

Team Box Score Extended

| No. | Player | GP-GS | G | GPG | A | APG | PTS | PPG | SH | SPG | SH% | SOG | SOG/G | SOG% | YC | RC | GWG | PK-ATT |
|------------------|-----------------------|-----------|-----------|-------------|-----------|-------------|------------|-------------|------------|--------------|-------------|------------|-------------|-------------|-----------|----------|----------|------------|
| 27 | Lynn, Jack | 21-21 | 9 | 0.43 | 4 | 0.19 | 22 | 1.05 | 64 | 3.05 | .141 | 28 | 1.33 | .438 | 3 | 0 | 4 | 2-2 |
| 28 | McCartney, Dawson | 22-22 | 7 | 0.32 | 5 | 0.23 | 19 | 0.86 | 42 | 1.91 | .167 | 18 | 0.82 | .429 | 2 | 0 | 5 | 1-1 |
| 21 | Roou, Matthew | 22-11 | 7 | 0.32 | 3 | 0.14 | 17 | 0.77 | 30 | 1.36 | .233 | 18 | 0.82 | .600 | 0 | 0 | 0 | 0-0 |
| 16 | Nto, Eno | 19-12 | 5 | 0.26 | 0 | 0.00 | 10 | 0.53 | 13 | 0.68 | .385 | 7 | 0.37 | .538 | 3 | 0 | 1 | 0-0 |
| 11 | Russo, Daniel | 22-11 | 3 | 0.14 | 4 | 0.18 | 10 | 0.45 | 25 | 1.14 | .120 | 8 | 0.36 | .320 | 3 | 0 | 2 | 0-0 |
| 29 | Omar, Mohamed | 21-21 | 4 | 0.19 | 1 | 0.05 | 9 | 0.43 | 18 | 0.86 | .222 | 9 | 0.43 | .500 | 6 | 0 | 1 | 0-0 |
| 15 | Burns, Paddy | 22-22 | 2 | 0.09 | 5 | 0.23 | 9 | 0.41 | 15 | 0.68 | .133 | 6 | 0.27 | .400 | 3 | 0 | 0 | 0-0 |
| 7 | O'Brien, Ethan | 18-10 | 2 | 0.11 | 4 | 0.22 | 8 | 0.44 | 11 | 0.61 | .182 | 2 | 0.11 | .182 | 3 | 0 | 0 | 0-0 |
| 9 | Shea, Tyler | 21-11 | 2 | 0.10 | 2 | 0.10 | 6 | 0.29 | 16 | 0.76 | .125 | 6 | 0.29 | .375 | 3 | 1 | 0 | 0-0 |
| 19 | Rossi, Michael | 7-0 | 2 | 0.29 | 2 | 0.29 | 6 | 0.86 | 4 | 0.57 | .500 | 3 | 0.43 | .750 | 0 | 0 | 0 | 0-0 |
| 26 | Giacobello, Ben | 22-20 | 1 | 0.05 | 3 | 0.14 | 5 | 0.23 | 8 | 0.36 | .125 | 1 | 0.05 | .125 | 0 | 0 | 0 | 0-0 |
| 2 | Quinton, Philip | 22-22 | 2 | 0.09 | 0 | 0.00 | 4 | 0.18 | 14 | 0.64 | .143 | 5 | 0.23 | .357 | 1 | 0 | 0 | 1-1 |
| 3 | Mayer, Reese | 22-3 | 1 | 0.05 | 2 | 0.09 | 4 | 0.18 | 5 | 0.23 | .200 | 1 | 0.05 | .200 | 4 | 0 | 1 | 0-0 |
| 22 | Bujouves, PJ | 1-0 | 1 | 1.00 | 1 | 1.00 | 3 | 3.00 | 4 | 4.00 | .250 | 2 | 2.00 | .500 | 0 | 0 | 0 | 0-0 |
| 23 | Salvino, Alex | 1-0 | 1 | 1.00 | 1 | 1.00 | 3 | 3.00 | 3 | 3.00 | .333 | 1 | 1.00 | .333 | 0 | 0 | 0 | 0-0 |
| 10 | McLaughlin, Matthew | 2-0 | 0 | 0.00 | 3 | 1.50 | 3 | 1.50 | 2 | 1.00 | .000 | 1 | 0.50 | .500 | 0 | 0 | 0 | 0-0 |
| 6 | Pellegrino, Michael | 12-9 | 0 | 0.00 | 1 | 0.08 | 1 | 0.08 | 4 | 0.33 | .000 | 1 | 0.08 | .250 | 3 | 0 | 0 | 0-0 |
| 24 | Genenbacher, Kyle | 21-2 | 0 | 0.00 | 1 | 0.05 | 1 | 0.05 | 3 | 0.14 | .000 | 1 | 0.05 | .333 | 0 | 0 | 0 | 0-0 |
| 18 | Ramsey, Josh | 22-21 | 0 | 0.00 | 1 | 0.05 | 1 | 0.05 | 0 | 0.00 | .000 | 0 | 0.00 | .000 | 2 | 0 | 0 | 0-0 |
| 14 | Lynch, Michael | 8-2 | 0 | 0.00 | 0 | 0.00 | 0 | 0.00 | 2 | 0.25 | .000 | 0 | 0.00 | .000 | 2 | 0 | 0 | 0-0 |
| 4 | Hill, Aaron | 1-0 | 0 | 0.00 | 0 | 0.00 | 0 | 0.00 | 2 | 2.00 | .000 | 0 | 0.00 | .000 | 0 | 0 | 0 | 0-0 |
| 12 | Silver, Bryan | 18-0 | 0 | 0.00 | 0 | 0.00 | 0 | 0.00 | 0 | 0.00 | .000 | 0 | 0.00 | .000 | 0 | 0 | 0 | 0-0 |
| 31 | Dowd, Bryan | 19-19 | 0 | 0.00 | 0 | 0.00 | 0 | 0.00 | 0 | 0.00 | .000 | 0 | 0.00 | .000 | 0 | 0 | 0 | 0-0 |
| 0 | Deslongchamps, Thomas | 3-3 | 0 | 0.00 | 0 | 0.00 | 0 | 0.00 | 0 | 0.00 | .000 | 0 | 0.00 | .000 | 0 | 0 | 0 | 0-0 |
| Total | | 22 | 50 | 2.27 | 43 | 1.95 | 143 | 6.50 | 285 | 12.95 | .175 | 118 | 5.36 | .414 | 38 | 1 | - | 4-4 |
| Opponents | | 22 | 17 | 0.77 | 19 | 0.86 | 53 | 2.41 | 217 | 9.86 | .078 | 63 | 2.86 | .290 | 27 | 1 | - | 0-1 |

| ## | Player | GP-GS | MINUTES | GA | GA/VG | SAVES | SAVES/G | SAVES% | W | L | T | SHO/CBO |
|------------------|-----------------------|-----------|----------------|-----------|-------------|-----------|-------------|-------------|-----------|-----------|----------|-----------|
| 31 | Dowd, Bryan | 19-19 | 1795:35 | 17 | 0.85 | 39 | 2.05 | .696 | 11 | 5 | 3 | 10/0 |
| 0 | Deslongchamps, Thomas | 3-3 | 270:00 | 0 | 0.00 | 7 | 2.33 | 1.000 | 3 | 0 | 0 | 3/0 |
| TM | TEAM | - | 00:00 | 0 | 0.00 | 0 | 0.00 | .000 | 0 | 0 | 0 | 0/0 |
| Total | | 22 | 2065:35 | 17 | 0.74 | 46 | 2.09 | .730 | 14 | 5 | 3 | 13 |
| Opponents | | 22 | 2065:35 | 50 | 2.18 | 69 | 3.14 | .580 | 5 | 14 | 3 | 2 |

Goals by Periods

| Team | 1st | 2nd | OT1 | OT2 | TOTAL |
|-----------|-----|-----|-----|-----|-------|
| ND | 19 | 30 | 0 | 0 | 50 |
| Opponents | 8 | 7 | 0 | 2 | 17 |

Corners by Periods

| Team | 1st | 2nd | OT1 | OT2 | TOTAL |
|-----------|-----|-----|-----|-----|-------|
| ND | 66 | 52 | 0 | 2 | 121 |
| Opponents | 49 | 65 | 0 | 3 | 117 |

Shots by Periods

| Team | 1st | 2nd | OT1 | OT2 | TOTAL |
|-----------|-----|-----|-----|-----|-------|
| ND | 133 | 140 | 0 | 7 | 285 |
| Opponents | 104 | 104 | 0 | 7 | 217 |

Fouls by Periods

| Team | 1st | 2nd | OT1 | OT2 | TOTAL |
|-----------|-----|-----|-----|-----|-------|
| ND | 116 | 147 | 0 | 8 | 275 |
| Opponents | 123 | 140 | 0 | 6 | 273 |

Saves by Periods

| Team | 1st | 2nd | OT1 | OT2 | TOTAL |
|-----------|-----|-----|-----|-----|-------|
| ND | 25 | 20 | 0 | 1 | 46 |
| Opponents | 30 | 33 | 0 | 3 | 69 |

Attendance Summary

| | ND | Opponents |
|--------------------|----------|-----------|
| Total | 9316 | 10940 |
| Dates/Avg Per Date | 13 / 717 | 8 / 1368 |
| Neutral Site #/Avg | 1 / 2737 | |

2021 GAME-BY-GAME COMPARISON


 2021-22 Notre Dame Men's Soccer
 Team Game-by-Game Comparison
 All games

 Page 1/1
 as of Nov 30, 2021

| Date | Opponent | Score | Goals | Assists | Shots | On Goal | Corners | Fouls | YC | RC | Offsides |
|---------------|-------------------|--------------|--------------|--------------|----------------|---------------|----------------|----------------|--------------|------------|--------------|
| 08/27/2021 | Indiana | 2-3 | 2/3 | 0/0 | 16/10 | 6/4 | 8/1 | 14/7 | 2/0 | 0/0 | 2/0 |
| 08/30/2021 | Northern Ill. | 2-0 | 2/0 | 2/0 | 18/12 | 7/5 | 8/4 | 16/9 | 3/3 | 0/0 | 4/2 |
| 09/03/2021 | Kentucky | 0-1 | 0/1 | 0/2 | 6/13 | 0/5 | 6/1 | 18/14 | 2/3 | 0/0 | 2/1 |
| 09/10/2021 | Boston College | 1-1 | 1/1 | 1/1 | 7/13 | 4/3 | 4/9 | 10/15 | 0/2 | 1/0 | 1/3 |
| 09/14/2021 | Michigan St. | 3-4 | 3/4 | 3/5 | 11/10 | 5/5 | 4/6 | 12/12 | 1/0 | 0/0 | 3/0 |
| 09/17/2021 | NC State | 1-0 | 1/0 | 1/0 | 10/9 | 2/1 | 5/6 | 14/9 | 1/0 | 0/0 | 2/2 |
| 09/21/2021 | Michigan | 3-1 | 3/1 | 3/1 | 14/12 | 6/3 | 7/6 | 21/14 | 3/0 | 0/0 | 4/2 |
| 09/24/2021 | Virginia Tech | 1-2 | 1/2 | 0/3 | 10/11 | 2/4 | 7/7 | 14/12 | 1/2 | 0/0 | 1/3 |
| 09/28/2021 | Trine | 13-0 | 13/0 | 15/0 | 36/2 | 20/0 | 8/2 | 8/10 | 1/0 | 0/0 | 6/1 |
| 10/01/2021 | Virginia | 2-1 | 2/1 | 2/1 | 16/4 | 8/1 | 9/2 | 10/14 | 5/1 | 0/0 | 1/0 |
| 10/05/2021 | Purdue Fort Wayne | 4-0 | 4/0 | 5/0 | 19/7 | 7/2 | 3/2 | 10/14 | 0/0 | 0/0 | 0/0 |
| 10/09/2021 | Clemson | 2-0 | 2/0 | 2/0 | 8/14 | 3/2 | 6/8 | 16/12 | 4/1 | 0/0 | 1/1 |
| 10/16/2021 | Pittsburgh | 1-0 | 1/0 | 0/0 | 14/5 | 5/1 | 6/3 | 10/11 | 1/1 | 0/0 | 7/3 |
| 10/19/2021 | UIC | 3-0 | 3/0 | 2/0 | 14/12 | 5/5 | 3/6 | 13/15 | 3/1 | 0/0 | 1/0 |
| 10/22/2021 | Duke | 1-1 | 1/1 | 1/2 | 11/7 | 5/3 | 5/5 | 13/17 | 1/3 | 0/0 | 3/2 |
| 10/29/2021 | North Carolina | 1-3 | 1/3 | 0/4 | 3/11 | 2/7 | 2/5 | 10/12 | 1/1 | 0/0 | 2/0 |
| 11/03/2021 | NC State | 1-0 | 1/0 | 0/0 | 11/6 | 3/3 | 5/2 | 7/11 | 2/0 | 0/0 | 1/0 |
| 11/07/2021 | Louisville | 0-0 | 0/0 | 0/0 | 13/8 | 5/1 | 5/5 | 10/18 | 0/2 | 0/0 | 4/0 |
| 11/10/2021 | Pittsburgh | 2-0 | 2/0 | 2/0 | 10/17 | 4/3 | 3/17 | 14/12 | 3/1 | 0/0 | 3/0 |
| 11/14/2021 | Duke | 2-0 | 2/0 | 0/0 | 11/13 | 7/1 | 4/8 | 13/14 | 1/2 | 0/0 | 2/0 |
| 11/21/2021 | Villanova | 3-0 | 3/0 | 1/0 | 15/9 | 8/3 | 11/6 | 10/11 | 2/2 | 0/1 | 0/0 |
| 11/28/2021 | Wake Forest | 2-0 | 2/0 | 3/0 | 12/12 | 4/1 | 2/6 | 12/10 | 1/2 | 0/0 | 3/0 |
| Totals | | 50-17 | 50/17 | 43/19 | 285/217 | 118/63 | 121/117 | 275/273 | 38/27 | 1/1 | 53/20 |

2020-21 GAME-BY-GAME COMPARISON


 2020-21 Notre Dame Men's Soccer
 Team Game-by-Game Comparison
 All games

 Page 1/1
 as of Aug 23, 2021

| Date | Opponent | Score | Goals | Assists | Shots | On Goal | Corners | Fouls | YC | RC | Offsides |
|---------------|----------------|--------------|--------------|--------------|----------------|--------------|--------------|----------------|--------------|------------|--------------|
| 09/17/2020 | Kentucky | 1-0 | 1/0 | 1/0 | 13/9 | 3/4 | 5/4 | 8/14 | 0/0 | 0/0 | 2/1 |
| 09/26/2020 | Pittsburgh | 1-3 | 1/3 | 1/3 | 5/10 | 2/5 | 5/5 | 12/18 | 1/1 | 0/0 | 2/0 |
| 10/02/2020 | Louisville | 1-2 | 1/2 | 2/2 | 13/7 | 4/4 | 3/2 | 15/11 | 1/1 | 0/0 | 0/0 |
| 10/09/2020 | Syracuse | 1-0 | 1/0 | 1/0 | 5/8 | 2/4 | 5/2 | 9/17 | 3/1 | 0/0 | 1/2 |
| 10/24/2020 | Virginia | 2-1 | 2/1 | 1/1 | 11/11 | 5/3 | 4/3 | 16/14 | 3/3 | 0/0 | 1/1 |
| 11/02/2020 | Virginia Tech | 0-1 | 0/1 | 0/1 | 6/10 | 1/4 | 2/5 | 7/16 | 2/4 | 0/0 | 5/1 |
| 11/06/2020 | Louisville | 4-1 | 4/1 | 3/2 | 13/12 | 7/3 | 3/8 | 14/15 | 2/0 | 0/0 | 2/1 |
| 11/15/2020 | North Carolina | 1-0 | 1/0 | 0/0 | 10/12 | 4/5 | 7/10 | 9/8 | 2/0 | 0/0 | 0/0 |
| 11/18/2020 | Pittsburgh | 1-3 | 1/3 | 0/2 | 18/13 | 8/4 | 10/0 | 12/19 | 2/1 | 0/0 | 1/5 |
| 02/27/2021 | Butler | 1-0 | 1/0 | 0/0 | 8/11 | 3/3 | 4/4 | 15/13 | 3/0 | 0/0 | 2/0 |
| 03/07/2021 | Virginia | 0-1 | 0/1 | 0/0 | 4/8 | 0/4 | 3/6 | 14/13 | 1/1 | 0/0 | 2/0 |
| 03/12/2021 | Duke | 2-0 | 2/0 | 0/0 | 8/6 | 5/0 | 2/4 | 8/17 | 3/2 | 0/0 | 1/1 |
| 03/16/2021 | Calvin | 1-0 | 1/0 | 1/0 | 16/4 | 9/2 | 11/2 | 13/15 | 0/0 | 0/0 | 1/0 |
| 03/20/2021 | Wake Forest | 2-3 | 2/3 | 3/3 | 10/9 | 6/4 | 3/5 | 6/10 | 0/2 | 0/0 | 1/3 |
| 03/27/2021 | North Carolina | 1-2 | 1/2 | 1/1 | 9/15 | 2/5 | 5/11 | 6/6 | 2/0 | 0/0 | 4/1 |
| 04/03/2021 | Pittsburgh | 0-2 | 0/2 | 0/2 | 3/12 | 1/6 | 2/9 | 8/17 | 1/3 | 0/0 | 1/2 |
| 04/09/2021 | Virginia Tech | 0-2 | 0/2 | 0/1 | 12/15 | 2/7 | 7/5 | 10/12 | 2/0 | 1/0 | 1/1 |
| Totals | | 19-21 | 19/21 | 14/18 | 164/172 | 64/67 | 81/85 | 182/235 | 28/19 | 1/0 | 27/19 |

Note: Game totals are displayed in the format TEAM/OPPONENT for each category

2021 CAREER STATISTICS



Notre Dame Men's Soccer
Individual Career Summaries
All games

Page 1/10
as of Nov 30, 2021

BUJOUVES, Pj

| SEASON | TEAM | GP-GS | Min. | G | A | Pts | Shot | Shot% | SOG | SOG% | GW | PK-Att |
|--------------|------|--------------|--------------|----------|----------|----------|----------|-------------|----------|-------------|----------|--------------|
| 2021-22 | ND | 1 - 0 | 32.75 | 1 | 1 | 3 | 4 | .250 | 2 | .500 | 0 | 0 - 0 |
| TOTAL | | 1 - 0 | 32.75 | 1 | 1 | 3 | 4 | .250 | 2 | .500 | 0 | 0 - 0 |

Single Game Highs

| Statistic | Value |
|-----------|---------------------|
| Points | 2 vs Trine 09/28/21 |
| Goals | 1 vs Trine 09/28/21 |
| Assists | 1 vs Trine 09/28/21 |
| Shots | 4 vs Trine 09/28/21 |

BURNS, Paddy

| SEASON | TEAM | GP-GS | Min. | G | A | Pts | Shot | Shot% | SOG | SOG% | GW | PK-Att |
|--------------|------|----------------|----------------|----------|----------|-----------|-----------|-------------|----------|-------------|----------|--------------|
| 2020-21 | ND | 17 - 13 | 1221.69 | 0 | 1 | 1 | 6 | .000 | 0 | .000 | 0 | 0 - 0 |
| 2021-22 | ND | 22 - 22 | 1953.97 | 2 | 5 | 9 | 15 | .133 | 6 | .400 | 0 | 0 - 0 |
| TOTAL | | 39 - 35 | 3175.66 | 2 | 6 | 10 | 21 | .095 | 6 | .286 | 0 | 0 - 0 |

Single Game Highs

| Statistic | Value |
|-----------|---|
| Points | 2 vs Michigan St. 09/14/21, vs Villanova 11/21/21 |
| Goals | 1 vs Michigan St. 09/14/21, vs Villanova 11/21/21 |
| Assists | 2 vs Trine 09/28/21 |
| Shots | 3 vs Villanova 11/21/21 |

DESLONGCHAMPS, Thomas

| SEASON | TEAM | GP-GS | Min. | G | A | Pts | Shot | Shot% | SOG | SOG% | GW | PK-Att |
|--------------|------|--------------|------------|----------|----------|----------|----------|-------------|----------|-------------|----------|--------------|
| 2021-22 | ND | 3 - 3 | 270 | 0 | 0 | 0 | 0 | .000 | 0 | .000 | 0 | 0 - 0 |
| TOTAL | | 3 - 3 | 270 | 0 | 0 | 0 | 0 | .000 | 0 | .000 | 0 | 0 - 0 |

| SEASON | TEAM | GP-GS | Minutes | GA | GAAvg | Saves | Save% | W | L | T | SHO/CBO |
|--------------|------|--------------|------------|----------|----------|----------|--------------|----------|----------|----------|------------|
| 2021-22 | ND | 3 - 3 | 270 | 0 | 0 | 7 | 1.000 | 3 | 0 | 0 | 3/0 |
| TOTAL | | 3 - 3 | 270 | 0 | 0 | 7 | 1.000 | 3 | 0 | 0 | 3/0 |

Single Game Highs

| Statistic | Value |
|-----------|-------------------|
| Saves | 5 vs UIC 10/19/21 |

2021 CAREER STATISTICS



Notre Dame Men's Soccer
Individual Career Summaries
All games

Page 2/10
as of Nov 30, 2021

DOWD, Bryan

| SEASON | TEAM | GP-GS | Min. | G | A | Pts | Shot | Shot% | SOG | SOG% | GW | PK-Att |
|--------------|------|----------------|----------------|----------|----------|----------|----------|-------------|----------|-------------|----------|--------------|
| 2020-21 | ND | 4 - 3 | 314.52 | 0 | 0 | 0 | 0 | .000 | 0 | .000 | 0 | 0 - 0 |
| 2021-22 | ND | 19 - 19 | 1795.59 | 0 | 0 | 0 | 0 | .000 | 0 | .000 | 0 | 0 - 0 |
| TOTAL | | 23 - 22 | 2110.11 | 0 | 0 | 0 | 0 | .000 | 0 | .000 | 0 | 0 - 0 |

| SEASON | TEAM | GP-GS | Minutes | GA | GAAvg | Saves | Save% | W | L | T | SHO/CBO |
|--------------|------|----------------|----------------|-----------|------------|-----------|-------------|-----------|----------|----------|-------------|
| 2020-21 | ND | 4 - 3 | 314.52 | 4 | 1.15 | 11 | .733 | 1 | 2 | 0 | 1/0 |
| 2021-22 | ND | 19 - 19 | 1795.59 | 17 | 0.86 | 39 | .696 | 11 | 5 | 3 | 10/0 |
| TOTAL | | 23 - 22 | 2110.11 | 21 | 0.9 | 50 | .704 | 12 | 7 | 3 | 11/0 |

Single Game Highs

| Statistic | Value |
|-----------|-----------------------------|
| Saves | 5 vs Northern Ill. 08/30/21 |

GENENBACHER, Kyle

| SEASON | TEAM | GP-GS | Min. | G | A | Pts | Shot | Shot% | SOG | SOG% | GW | PK-Att |
|--------------|------|---------------|---------------|----------|----------|----------|----------|-------------|----------|-------------|----------|--------------|
| 2021-22 | ND | 21 - 2 | 725.49 | 0 | 1 | 1 | 3 | .000 | 1 | .333 | 0 | 0 - 0 |
| TOTAL | | 21 - 2 | 725.49 | 0 | 1 | 1 | 3 | .000 | 1 | .333 | 0 | 0 - 0 |

Single Game Highs

| Statistic | Value |
|-----------|---|
| Assists | 1 vs Trine 09/28/21 |
| Shots | 1 vs Duke 11/14/21, at Louisville 11/07/21, vs Villanova 11/21/21 |

GIACOBELLO, Ben

| SEASON | TEAM | GP-GS | Min. | G | A | Pts | Shot | Shot% | SOG | SOG% | GW | PK-Att |
|--------------|------|----------------|----------------|----------|----------|-----------|-----------|-------------|----------|-------------|----------|--------------|
| 2019-20 | ND | 19 - 1 | 451.67 | 2 | 1 | 5 | 6 | .333 | 4 | .667 | 0 | 0 - 0 |
| 2020-21 | ND | 12 - 9 | 710.02 | 1 | 2 | 4 | 8 | .125 | 3 | .375 | 0 | 0 - 0 |
| 2021-22 | ND | 22 - 20 | 1852.76 | 1 | 3 | 5 | 8 | .125 | 1 | .125 | 0 | 0 - 0 |
| TOTAL | | 53 - 30 | 3014.43 | 4 | 6 | 14 | 22 | .182 | 8 | .364 | 0 | 0 - 0 |

Single Game Highs

| Statistic | Value |
|-----------|--------------------------|
| Points | 2 4 times |
| Goals | 1 4 times |
| Assists | 2 vs Louisville 11/06/20 |
| Shots | 2 5 times |

2021 CAREER STATISTICS



Notre Dame Men's Soccer
Individual Career Summaries
All games

Page 3/10
as of Nov 30, 2021

HILL, Aaron

| SEASON | TEAM | GP-GS | Min. | G | A | Pts | Shot | Shot% | SOG | SOG% | GW | PK-Att |
|--------------|------|--------------|-------------|----------|----------|----------|----------|-------------|----------|-------------|----------|--------------|
| 2021-22 | ND | 1 - 0 | 37.3 | 0 | 0 | 0 | 2 | .000 | 0 | .000 | 0 | 0 - 0 |
| TOTAL | | 1 - 0 | 37.3 | 0 | 0 | 0 | 2 | .000 | 0 | .000 | 0 | 0 - 0 |

Single Game Highs

| Statistic | Value |
|-----------|---------------------|
| Shots | 2 vs Trine 09/28/21 |

LYNCH, Michael

| SEASON | TEAM | GP-GS | Min. | G | A | Pts | Shot | Shot% | SOG | SOG% | GW | PK-Att |
|--------------|------|---------------|---------------|----------|----------|----------|----------|-------------|----------|-------------|----------|--------------|
| 2020-21 | ND | 13 - 6 | 508.52 | 0 | 0 | 0 | 4 | .000 | 1 | .250 | 0 | 0 - 0 |
| 2021-22 | ND | 8 - 2 | 199.44 | 0 | 0 | 0 | 2 | .000 | 0 | .000 | 0 | 0 - 0 |
| TOTAL | | 21 - 8 | 707.96 | 0 | 0 | 0 | 6 | .000 | 1 | .167 | 0 | 0 - 0 |

Single Game Highs

| Statistic | Value |
|-----------|-----------------------|
| Shots | 2 vs Indiana 08/27/21 |

LYNN, Jack

| SEASON | TEAM | GP-GS | Min. | G | A | Pts | Shot | Shot% | SOG | SOG% | GW | PK-Att |
|--------------|------|----------------|-----------------|-----------|----------|-----------|------------|-------------|-----------|-------------|-----------|--------------|
| 2018-19 | ND | 21 - 3 | 55020 | 3 | 3 | 9 | 27 | .111 | 14 | .519 | 1 | 0 - 0 |
| 2019-20 | ND | 19 - 17 | 1338.38 | 10 | 1 | 21 | 41 | .244 | 19 | .463 | 5 | 0 - 0 |
| 2020-21 | ND | 16 - 14 | 1286.22 | 8 | 0 | 16 | 44 | .182 | 18 | .409 | 2 | 3 - 3 |
| 2021-22 | ND | 21 - 21 | 1499.76 | 9 | 4 | 22 | 64 | .141 | 28 | .438 | 4 | 2 - 2 |
| TOTAL | | 77 - 55 | 59144.35 | 30 | 8 | 68 | 176 | .170 | 79 | .449 | 12 | 5 - 5 |

Single Game Highs

| Statistic | Value |
|-----------|--|
| Points | 6 vs Louisville 11/06/20 |
| Goals | 3 vs Louisville 11/06/20 |
| Assists | 1 8 times |
| Shots | 7 vs Wright St. 11/21/19, vs Virginia 10/24/20 |

2021 CAREER STATISTICS



Notre Dame Men's Soccer
Individual Career Summaries
All games

Page 4/10
as of Nov 30, 2021

MAYER, Reese

| SEASON | TEAM | GP-GS | Min. | G | A | Pts | Shot | Shot% | SOG | SOG% | GW | PK-Att |
|--------------|------|---------------|----------------|----------|----------|----------|----------|-------------|----------|-------------|----------|--------------|
| 2020-21 | ND | 15 - 3 | 538.87 | 1 | 1 | 3 | 2 | .500 | 1 | .500 | 0 | 0 - 0 |
| 2021-22 | ND | 22 - 3 | 1159.44 | 1 | 2 | 4 | 5 | .200 | 1 | .200 | 1 | 0 - 0 |
| TOTAL | | 37 - 6 | 1698.31 | 2 | 3 | 7 | 7 | .286 | 2 | .286 | 1 | 0 - 0 |

Single Game Highs

| Statistic | Value | |
|-----------|-------|---|
| Points | 2 | vs North Carolina 03/27/21, vs UIC 10/19/21 |
| Goals | 1 | vs North Carolina 03/27/21, vs UIC 10/19/21 |
| Assists | 1 | vs Wake Forest 03/20/21, vs Trine 09/28/21, vs Purdue Fort Wayne 10/05/21 |
| Shots | 1 | 7 times |

MCCARTNEY, Dawson

| SEASON | TEAM | GP-GS | Min. | G | A | Pts | Shot | Shot% | SOG | SOG% | GW | PK-Att |
|---------------------|------|----------------|-----------------|-----------|-----------|-----------|------------|-------------|-----------|-------------|----------|--------------|
| 2017-18 | Dart | 17 - 14 | 70380 | 2 | 8 | 12 | 17 | .118 | 5 | .294 | 0 | 0 - 0 |
| 2018-19 | Dart | 15 - 14 | 72540 | 3 | 2 | 8 | 20 | .150 | 9 | .450 | 0 | 0 - 0 |
| 2019-20 | Dart | 12 - 12 | 1024.8 | 3 | 4 | 10 | 20 | .150 | 5 | .250 | 1 | 0 - 0 |
| 2020-21 | ND | 6 - 4 | 421.87 | 1 | 2 | 4 | 5 | .200 | 3 | .600 | 0 | 0 - 0 |
| 2021-22 | ND | 22 - 22 | 1765.93 | 7 | 5 | 19 | 42 | .167 | 18 | .429 | 5 | 1 - 1 |
| TOTAL FOR ND | | 28 - 26 | 2187.8 | 8 | 7 | 23 | 47 | .170 | 21 | .447 | 5 | 1 - 1 |
| TOTAL | | 72 - 66 | 146132.6 | 16 | 21 | 53 | 104 | .154 | 40 | .385 | 6 | 1 - 1 |

Single Game Highs

| Statistic | Value | |
|-----------|-------|--------------------------------------|
| Points | 4 | vs Duke 11/14/21 |
| Goals | 2 | vs Duke 11/14/21 |
| Assists | 2 | vs Niagara 09/21/19, vs UIC 10/19/21 |
| Shots | 7 | vs Vermont 10/08/19 |

MCLAUGHLIN, Matthew

| SEASON | TEAM | GP-GS | Min. | G | A | Pts | Shot | Shot% | SOG | SOG% | GW | PK-Att |
|--------------|------|--------------|--------------|----------|----------|----------|----------|-------------|----------|-------------|----------|--------------|
| 2020-21 | ND | 4 - 0 | 50.24 | 0 | 0 | 0 | 0 | .000 | 0 | .000 | 0 | 0 - 0 |
| 2021-22 | ND | 2 - 0 | 41.14 | 0 | 3 | 3 | 2 | .000 | 1 | .500 | 0 | 0 - 0 |
| TOTAL | | 6 - 0 | 91.37 | 0 | 3 | 3 | 2 | .000 | 1 | .500 | 0 | 0 - 0 |

Single Game Highs

| Statistic | Value | |
|-----------|-------|-------------------|
| Assists | 3 | vs Trine 09/28/21 |

2021 CAREER STATISTICS



Notre Dame Men's Soccer
Individual Career Summaries
All games

Page 6/10
as of Nov 30, 2021

NTO, Eno

| SEASON | TEAM | GP-GS | Min. | G | A | Pts | Shot | Shot% | SOG | SOG% | GW | PK-Att |
|--------------|------|----------------|---------------|----------|----------|-----------|-----------|-------------|----------|-------------|----------|--------------|
| 2021-22 | ND | 19 - 12 | 660.74 | 5 | 0 | 10 | 13 | .385 | 7 | .538 | 1 | 0 - 0 |
| TOTAL | | 19 - 12 | 660.74 | 5 | 0 | 10 | 13 | .385 | 7 | .538 | 1 | 0 - 0 |

Single Game Highs

| Statistic | Value |
|-----------|---------------------|
| Points | 6 vs Trine 09/28/21 |
| Goals | 3 vs Trine 09/28/21 |
| Shots | 3 vs Trine 09/28/21 |

O'BRIEN, Ethan

| SEASON | TEAM | GP-GS | Min. | G | A | Pts | Shot | Shot% | SOG | SOG% | GW | PK-Att |
|--------------|------|----------------|----------------|----------|----------|----------|-----------|-------------|----------|-------------|----------|--------------|
| 2020-21 | ND | 11 - 8 | 645.65 | 0 | 0 | 0 | 1 | .000 | 0 | .000 | 0 | 0 - 0 |
| 2021-22 | ND | 18 - 10 | 946.19 | 2 | 4 | 8 | 11 | .182 | 2 | .182 | 0 | 0 - 0 |
| TOTAL | | 29 - 18 | 1591.84 | 2 | 4 | 8 | 12 | .167 | 2 | .167 | 0 | 0 - 0 |

Single Game Highs

| Statistic | Value |
|-----------|---|
| Points | 2 vs Trine 09/28/21, at North Carolina 10/29/21 |
| Goals | 1 vs Trine 09/28/21, at North Carolina 10/29/21 |
| Assists | 1 4 times |
| Shots | 2 vs Trine 09/28/21, vs Virginia 10/01/21 |

OMAR, Mohamed

| SEASON | TEAM | GP-GS | Min. | G | A | Pts | Shot | Shot% | SOG | SOG% | GW | PK-Att |
|--------------|------|----------------|-----------------|----------|----------|-----------|-----------|-------------|-----------|-------------|----------|--------------|
| 2018-19 | ND | 17 - 5 | 41160 | 0 | 1 | 1 | 8 | .000 | 1 | .125 | 0 | 0 - 0 |
| 2019-20 | ND | 19 - 18 | 1644.39 | 2 | 1 | 5 | 14 | .143 | 4 | .286 | 1 | 0 - 0 |
| 2020-21 | ND | 10 - 9 | 834.42 | 0 | 0 | 0 | 2 | .000 | 1 | .500 | 0 | 0 - 0 |
| 2021-22 | ND | 21 - 21 | 1548.81 | 4 | 1 | 9 | 18 | .222 | 9 | .500 | 1 | 0 - 0 |
| TOTAL | | 67 - 53 | 45187.61 | 6 | 3 | 15 | 42 | .143 | 15 | .357 | 2 | 0 - 0 |

Single Game Highs

| Statistic | Value |
|-----------|---|
| Points | 2 6 times |
| Goals | 1 6 times |
| Assists | 1 at Indiana 09/17/19, vs UConn 08/31/18, at Clemson 10/09/21 |
| Shots | 3 at Northwestern 10/02/18, vs Virginia 11/25/18 |

2021 CAREER STATISTICS



Notre Dame Men's Soccer
Individual Career Summaries
All games

Page 7/10
as of Nov 30, 2021

PELLEGRINO, Michael

| SEASON | TEAM | GP-GS | Min. | G | A | Pts | Shot | Shot% | SOG | SOG% | GW | PK-Att |
|--------------|------|----------------|----------------|----------|----------|----------|-----------|-------------|----------|-------------|----------|--------------|
| 2019-20 | ND | 19 - 10 | 1082.81 | 1 | 0 | 2 | 12 | .083 | 3 | .250 | 1 | 0 - 0 |
| 2020-21 | ND | 16 - 14 | 1185.59 | 1 | 0 | 2 | 15 | .067 | 3 | .200 | 0 | 0 - 0 |
| 2021-22 | ND | 12 - 9 | 521.76 | 0 | 1 | 1 | 4 | .000 | 1 | .250 | 0 | 0 - 0 |
| TOTAL | | 47 - 33 | 2790.15 | 2 | 1 | 5 | 31 | .065 | 7 | .226 | 1 | 0 - 0 |

Single Game Highs

| Statistic | Value | |
|-----------|-------|--|
| Points | 2 | at Michigan St. 09/24/19, vs Pittsburgh 09/26/20 |
| Goals | 1 | at Michigan St. 09/24/19, vs Pittsburgh 09/26/20 |
| Assists | 1 | vs Virginia 10/01/21 |
| Shots | 4 | vs Virginia Tech 04/09/21 |

QUINTON, Philip

| SEASON | TEAM | GP-GS | Min. | G | A | Pts | Shot | Shot% | SOG | SOG% | GW | PK-Att |
|--------------|------|----------------|-----------------|----------|----------|----------|-----------|-------------|----------|-------------|----------|--------------|
| 2018-19 | ND | 7 - 5 | 23100 | 0 | 0 | 0 | 2 | .000 | 1 | .500 | 0 | 0 - 0 |
| 2019-20 | ND | 12 - 11 | 946.99 | 0 | 1 | 1 | 3 | .000 | 1 | .333 | 0 | 0 - 0 |
| 2020-21 | ND | 15 - 15 | 1283.16 | 0 | 1 | 1 | 6 | .000 | 2 | .333 | 0 | 0 - 0 |
| 2021-22 | ND | 22 - 22 | 2015.77 | 2 | 0 | 4 | 14 | .143 | 5 | .357 | 0 | 1 - 1 |
| TOTAL | | 56 - 53 | 27345.91 | 2 | 2 | 6 | 25 | .080 | 9 | .360 | 0 | 1 - 1 |

Single Game Highs

| Statistic | Value | |
|-----------|-------|--|
| Points | 2 | at Virginia Tech 09/24/21, vs Purdue Fort Wayne 10/05/21 |
| Goals | 1 | at Virginia Tech 09/24/21, vs Purdue Fort Wayne 10/05/21 |
| Assists | 1 | vs Purdue Fort Wayne 10/08/19, at Louisville 10/02/20 |
| Shots | 3 | vs Calvin 03/16/21, at Virginia Tech 09/24/21 |

RADIVOJSA, Matthew

| SEASON | TEAM | GP-GS | Min. | G | A | Pts | Shot | Shot% | SOG | SOG% | GW | PK-Att |
|--------------|------|---------------|---------------|----------|----------|----------|-----------|-------------|----------|-------------|----------|--------------|
| 2020-21 | ND | 17 - 8 | 900.32 | 1 | 0 | 2 | 17 | .059 | 5 | .294 | 1 | 0 - 0 |
| TOTAL | | 17 - 8 | 900.32 | 1 | 0 | 2 | 17 | .059 | 5 | .294 | 1 | 0 - 0 |

Single Game Highs

| Statistic | Value | |
|-----------|-------|----------------------|
| Points | 2 | at Butler 02/27/21 |
| Goals | 1 | at Butler 02/27/21 |
| Shots | 4 | vs Kentucky 09/17/20 |

2021 CAREER STATISTICS



Notre Dame Men's Soccer
Individual Career Summaries
All games

Page 8/10
as of Nov 30, 2021

RAMSEY, Josh

| SEASON | TEAM | GP-GS | Min. | G | A | Pts | Shot | Shot% | SOG | SOG% | GW | PK-Att |
|--------------|------|----------------|----------------|----------|----------|----------|----------|-------------|----------|-------------|----------|--------------|
| 2021-22 | ND | 22 - 21 | 1838.72 | 0 | 1 | 1 | 0 | .000 | 0 | .000 | 0 | 0 - 0 |
| TOTAL | | 22 - 21 | 1838.72 | 0 | 1 | 1 | 0 | .000 | 0 | .000 | 0 | 0 - 0 |

Single Game Highs

| Statistic | Value |
|-----------|------------------------------|
| Assists | 1 at Boston College 09/10/21 |

ROOU, Matthew

| SEASON | TEAM | GP-GS | Min. | G | A | Pts | Shot | Shot% | SOG | SOG% | GW | PK-Att |
|--------------|------|----------------|----------------|----------|----------|-----------|-----------|-------------|-----------|-------------|----------|--------------|
| 2021-22 | ND | 22 - 11 | 1305.87 | 7 | 3 | 17 | 30 | .233 | 18 | .600 | 0 | 0 - 0 |
| TOTAL | | 22 - 11 | 1305.87 | 7 | 3 | 17 | 30 | .233 | 18 | .600 | 0 | 0 - 0 |

Single Game Highs

| Statistic | Value |
|-----------|---------------------|
| Points | 2 7 times |
| Goals | 1 7 times |
| Assists | 2 vs Trine 09/28/21 |
| Shots | 4 vs Trine 09/28/21 |

ROSSI, Michael

| SEASON | TEAM | GP-GS | Min. | G | A | Pts | Shot | Shot% | SOG | SOG% | GW | PK-Att |
|--------------|------|--------------|-------------|----------|----------|----------|----------|-------------|----------|-------------|----------|--------------|
| 2021-22 | ND | 7 - 0 | 83.9 | 2 | 2 | 6 | 4 | .500 | 3 | .750 | 0 | 0 - 0 |
| TOTAL | | 7 - 0 | 83.9 | 2 | 2 | 6 | 4 | .500 | 3 | .750 | 0 | 0 - 0 |

Single Game Highs

| Statistic | Value |
|-----------|---------------------|
| Points | 4 vs Trine 09/28/21 |
| Goals | 2 vs Trine 09/28/21 |
| Assists | 2 vs Trine 09/28/21 |
| Shots | 4 vs Trine 09/28/21 |

2021 CAREER STATISTICS



Notre Dame Men's Soccer
Individual Career Summaries
All games

Page 9/10
as of Nov 30, 2021

RUSSO, Daniel

| SEASON | TEAM | GP-GS | Min. | G | A | Pts | Shot | Shot% | SOG | SOG% | GW | PK-Att |
|--------------|------|----------------|---------------|----------|----------|-----------|-----------|-------------|-----------|-------------|----------|--------------|
| 2020-21 | ND | 13 - 5 | 525.01 | 1 | 1 | 3 | 4 | .250 | 2 | .500 | 1 | 0 - 0 |
| 2021-22 | ND | 22 - 11 | 1145.49 | 3 | 4 | 10 | 25 | .120 | 8 | .320 | 2 | 0 - 0 |
| TOTAL | | 35 - 16 | 1670.5 | 4 | 5 | 13 | 29 | .138 | 10 | .345 | 3 | 0 - 0 |

Single Game Highs

| Statistic | Value |
|-----------|---------------------------------|
| Points | 2 4 times |
| Goals | 1 4 times |
| Assists | 2 at Michigan 09/21/21 |
| Shots | 4 vs Purdue Fort Wayne 10/05/21 |

SALVINO, Alex

| SEASON | TEAM | GP-GS | Min. | G | A | Pts | Shot | Shot% | SOG | SOG% | GW | PK-Att |
|--------------|------|--------------|--------------|----------|----------|----------|----------|-------------|----------|-------------|----------|--------------|
| 2021-22 | ND | 1 - 0 | 32.75 | 1 | 1 | 3 | 3 | .333 | 1 | .333 | 0 | 0 - 0 |
| TOTAL | | 1 - 0 | 32.75 | 1 | 1 | 3 | 3 | .333 | 1 | .333 | 0 | 0 - 0 |

Single Game Highs

| Statistic | Value |
|-----------|---------------------|
| Points | 2 vs Trine 09/28/21 |
| Goals | 1 vs Trine 09/28/21 |
| Assists | 1 vs Trine 09/28/21 |
| Shots | 3 vs Trine 09/28/21 |

SHEA, Tyler

| SEASON | TEAM | GP-GS | Min. | G | A | Pts | Shot | Shot% | SOG | SOG% | GW | PK-Att |
|--------------|------|----------------|----------------|----------|----------|----------|-----------|-------------|----------|-------------|----------|--------------|
| 2019-20 | ND | 15 - 1 | 338.47 | 1 | 0 | 2 | 11 | .091 | 3 | .273 | 0 | 0 - 0 |
| 2020-21 | ND | 3 - 0 | 83.7 | 0 | 0 | 0 | 1 | .000 | 0 | .000 | 0 | 0 - 0 |
| 2021-22 | ND | 21 - 11 | 959.79 | 2 | 2 | 6 | 16 | .125 | 6 | .375 | 0 | 0 - 0 |
| TOTAL | | 39 - 12 | 1381.95 | 3 | 2 | 8 | 28 | .107 | 9 | .321 | 0 | 0 - 0 |

Single Game Highs

| Statistic | Value |
|-----------|--|
| Points | 2 vs Purdue Fort Wayne 10/08/19, vs Trine 09/28/21, vs Duke 10/22/21 |
| Goals | 1 vs Purdue Fort Wayne 10/08/19, vs Trine 09/28/21, vs Duke 10/22/21 |
| Assists | 1 at Pittsburgh 11/10/21, vs Wake Forest 11/28/21 |
| Shots | 2 9 times |

2021 CAREER STATISTICS



Notre Dame Men's Soccer
Individual Career Summaries
All games

Page 10/10
as of Nov 30, 2021

SILVER, Bryan

| SEASON | TEAM | GP-GS | Min. | G | A | Pts | Shot | Shot% | SOG | SOG% | GW | PK-Att |
|--------------|------|---------------|---------------|----------|----------|----------|----------|-------------|----------|-------------|----------|--------------|
| 2019-20 | ND | 2 - 0 | 59 | 0 | 1 | 1 | 1 | .000 | 0 | .000 | 0 | 0 - 0 |
| 2020-21 | ND | 2 - 0 | 28.3 | 0 | 0 | 0 | 0 | .000 | 0 | .000 | 0 | 0 - 0 |
| 2021-22 | ND | 18 - 0 | 252.52 | 0 | 0 | 0 | 0 | .000 | 0 | .000 | 0 | 0 - 0 |
| TOTAL | | 22 - 0 | 339.81 | 0 | 1 | 1 | 1 | .000 | 0 | .000 | 0 | 0 - 0 |

Single Game Highs

| Statistic | Value | |
|-----------|-------|-------------------------------|
| Assists | 1 | vs Purdue Fort Wayne 10/08/19 |
| Shots | 1 | vs Purdue Fort Wayne 10/08/19 |

2021 INDIVIDUAL GAME-BY-GAME

#0 DESLONGCHAMPS, Thomas

| Date | Opponent | SCORE | GP | GS | G | A | PTS | SH | SH% | SOG | SOG% | GW | PK-ATT | YC | RC | MIN |
|---------------|-------------------|-------------|----------|----------|----------|----------|----------|----------|-------------|----------|-------------|----------|------------|----------|----------|------------|
| 09/28/2021 | Trine | 13-0 | * | * | 0 | 0 | 0 | 0 | .000 | 0 | .000 | 0 | 0-0 | 0 | 0 | 90 |
| 10/05/2021 | Purdue Fort Wayne | 4-0 | * | * | 0 | 0 | 0 | 0 | .000 | 0 | .000 | 0 | 0-0 | 0 | 0 | 90 |
| 10/19/2021 | UIC | 3-0 | * | * | 0 | 0 | 0 | 0 | .000 | 0 | .000 | 0 | 0-0 | 0 | 0 | 90 |
| Totals | | 20-0 | 3 | 3 | 0 | 0 | 0 | 0 | .000 | 0 | .000 | 0 | 0-0 | 0 | 0 | 270 |

Player Averages

| Games Played | Shots per game | Assists per game | Goals per game | Points per game |
|--------------|----------------|------------------|----------------|-----------------|
| 3 | 0.00 | 0.00 | 0.00 | 0.00 |

| Date | Opponent | SCORE | GP | GS | Minutes | GA | GA AVG | Saves | Save% | W | L | T | SHO/CBO |
|---------------|-------------------|-------|----------|----------|---------------|----------|-------------|----------|--------------|----------|----------|----------|------------|
| 09/28/2021 | Trine | 13-0 | * | * | 90:00 | 0 | 0.00 | 0 | .000 | 1 | 0 | 0 | 1/0 |
| 10/05/2021 | Purdue Fort Wayne | 4-0 | * | * | 90:00 | 0 | 0.00 | 2 | 1.000 | 2 | 0 | 0 | 1/0 |
| 10/19/2021 | UIC | 3-0 | * | * | 90:00 | 0 | 0.00 | 5 | 1.000 | 3 | 0 | 0 | 1/0 |
| Totals | | | 3 | 3 | 270:00 | 0 | 0.00 | 7 | 1.000 | 3 | 0 | 0 | 3/0 |

2021 INDIVIDUAL GAME-BY-GAME

#2 QUINTON, Philip

| Date | Opponent | SCORE | GP | GS | G | A | PTS | SH | SH% | SOG | SOG% | GW | PK-ATT | YC | RC | MIN |
|---------------|-------------------|--------------|-----------|-----------|----------|----------|----------|-----------|-------------|----------|-------------|----------|------------|----------|----------|-------------|
| 08/27/2021 | Indiana | 2-3 | * | * | 0 | 0 | 0 | 1 | .000 | 0 | .000 | 0 | 0-0 | 0 | 0 | 92 |
| 08/30/2021 | Northern Ill. | 2-0 | * | * | 0 | 0 | 0 | 0 | .000 | 0 | .000 | 0 | 0-0 | 0 | 0 | 90 |
| 09/03/2021 | at Kentucky | 0-1 | * | * | 0 | 0 | 0 | 0 | .000 | 0 | .000 | 0 | 0-0 | 0 | 0 | 90 |
| 09/10/2021 | at Boston College | 1-1 | * | * | 0 | 0 | 0 | 1 | .000 | 1 | .500 | 0 | 0-0 | 0 | 0 | 110 |
| 09/14/2021 | Michigan St. | 3-4 | * | * | 0 | 0 | 0 | 2 | .000 | 0 | .250 | 0 | 0-0 | 0 | 0 | 90 |
| 09/17/2021 | NC State | 1-0 | * | * | 0 | 0 | 0 | 1 | .000 | 0 | .200 | 0 | 0-0 | 0 | 0 | 90 |
| 09/21/2021 | at Michigan | 3-1 | * | * | 0 | 0 | 0 | 0 | .000 | 0 | .200 | 0 | 0-0 | 0 | 0 | 90 |
| 09/24/2021 | at Virginia Tech | 1-2 | * | * | 1 | 0 | 2 | 3 | .125 | 1 | .250 | 0 | 1-1 | 0 | 0 | 99 |
| 09/28/2021 | Trine | 13-0 | * | * | 0 | 0 | 0 | 0 | .125 | 0 | .250 | 0 | 0-0 | 0 | 0 | 53 |
| 10/01/2021 | Virginia | 2-1 | * | * | 0 | 0 | 0 | 0 | .125 | 0 | .250 | 0 | 0-0 | 0 | 0 | 90 |
| 10/05/2021 | Purdue Fort Wayne | 4-0 | * | * | 1 | 0 | 2 | 1 | .222 | 1 | .333 | 0 | 0-0 | 0 | 0 | 79 |
| 10/09/2021 | at Clemson | 2-0 | * | * | 0 | 0 | 0 | 1 | .200 | 0 | .300 | 0 | 0-0 | 0 | 0 | 90 |
| 10/16/2021 | Pittsburgh | 1-0 | * | * | 0 | 0 | 0 | 0 | .200 | 0 | .300 | 0 | 0-0 | 0 | 0 | 105 |
| 10/19/2021 | UIC | 3-0 | * | * | 0 | 0 | 0 | 0 | .200 | 0 | .300 | 0 | 0-0 | 0 | 0 | 90 |
| 10/22/2021 | Duke | 1-1 | * | * | 0 | 0 | 0 | 0 | .200 | 0 | .300 | 0 | 0-0 | 1 | 0 | 110 |
| 10/29/2021 | at North Carolina | 1-3 | * | * | 0 | 0 | 0 | 1 | .182 | 1 | .364 | 0 | 0-0 | 0 | 0 | 88 |
| 11/03/2021 | NC State | 1-0 | * | * | 0 | 0 | 0 | 0 | .182 | 0 | .364 | 0 | 0-0 | 0 | 0 | 90 |
| 11/07/2021 | at Louisville | 0-0 | * | * | 0 | 0 | 0 | 1 | .167 | 1 | .417 | 0 | 0-0 | 0 | 0 | 110 |
| 11/10/2021 | at Pittsburgh | 2-0 | * | * | 0 | 0 | 0 | 0 | .167 | 0 | .417 | 0 | 0-0 | 0 | 0 | 90 |
| 11/14/2021 | vs Duke | 2-0 | * | * | 0 | 0 | 0 | 0 | .167 | 0 | .417 | 0 | 0-0 | 0 | 0 | 90 |
| 11/21/2021 | Villanova | 3-0 | * | * | 0 | 0 | 0 | 1 | .154 | 0 | .385 | 0 | 0-0 | 0 | 0 | 90 |
| 11/28/2021 | Wake Forest | 2-0 | * | * | 0 | 0 | 0 | 1 | .143 | 0 | .357 | 0 | 0-0 | 0 | 0 | 90 |
| Totals | | 50-17 | 22 | 22 | 2 | 0 | 4 | 14 | .143 | 5 | .357 | 0 | 1-1 | 1 | 0 | 2016 |

Player Averages

| Games Played | Shots per game | Assists per game | Goals per game | Points per game |
|--------------|----------------|------------------|----------------|-----------------|
| 22 | 0.64 | 0.00 | 0.09 | 0.18 |

2021 INDIVIDUAL GAME-BY-GAME

#3 MAYER, Reese

| Date | Opponent | SCORE | GP | GS | G | A | PTS | SH | SH% | SOG | SOG% | GW | PK-ATT | YC | RC | MIN |
|---------------|-------------------|--------------|-----------|----------|----------|----------|----------|----------|-------------|----------|-------------|----------|------------|----------|----------|-------------|
| 08/27/2021 | Indiana | 2-3 | * | * | 0 | 0 | 0 | 0 | .000 | 0 | .000 | 0 | 0-0 | 1 | 0 | 54 |
| 08/30/2021 | Northern Ill. | 2-0 | * | | 0 | 0 | 0 | 1 | .000 | 0 | .000 | 0 | 0-0 | 0 | 0 | 64 |
| 09/03/2021 | at Kentucky | 0-1 | * | * | 0 | 0 | 0 | 0 | .000 | 0 | .000 | 0 | 0-0 | 0 | 0 | 82 |
| 09/10/2021 | at Boston College | 1-1 | * | | 0 | 0 | 0 | 1 | .000 | 0 | .000 | 0 | 0-0 | 0 | 0 | 69 |
| 09/14/2021 | Michigan St. | 3-4 | * | * | 0 | 0 | 0 | 0 | .000 | 0 | .000 | 0 | 0-0 | 0 | 0 | 83 |
| 09/17/2021 | NC State | 1-0 | * | | 0 | 0 | 0 | 0 | .000 | 0 | .000 | 0 | 0-0 | 0 | 0 | 27 |
| 09/21/2021 | at Michigan | 3-1 | * | | 0 | 0 | 0 | 0 | .000 | 0 | .000 | 0 | 0-0 | 0 | 0 | 55 |
| 09/24/2021 | at Virginia Tech | 1-2 | * | | 0 | 0 | 0 | 0 | .000 | 0 | .000 | 0 | 0-0 | 0 | 0 | 65 |
| 09/28/2021 | Trine | 13-0 | * | | 0 | 1 | 1 | 1 | .000 | 0 | .000 | 0 | 0-0 | 0 | 0 | 47 |
| 10/01/2021 | Virginia | 2-1 | * | | 0 | 0 | 0 | 0 | .000 | 0 | .000 | 0 | 0-0 | 1 | 0 | 39 |
| 10/05/2021 | Purdue Fort Wayne | 4-0 | * | | 0 | 1 | 1 | 0 | .000 | 0 | .000 | 0 | 0-0 | 0 | 0 | 49 |
| 10/09/2021 | at Clemson | 2-0 | * | | 0 | 0 | 0 | 0 | .000 | 0 | .000 | 0 | 0-0 | 1 | 0 | 32 |
| 10/16/2021 | Pittsburgh | 1-0 | * | | 0 | 0 | 0 | 0 | .000 | 0 | .000 | 0 | 0-0 | 0 | 0 | 32 |
| 10/19/2021 | UIC | 3-0 | * | | 1 | 0 | 2 | 1 | .250 | 1 | .250 | 1 | 0-0 | 0 | 0 | 44 |
| 10/22/2021 | Duke | 1-1 | * | | 0 | 0 | 0 | 0 | .250 | 0 | .250 | 0 | 0-0 | 0 | 0 | 58 |
| 10/29/2021 | at North Carolina | 1-3 | * | | 0 | 0 | 0 | 0 | .250 | 0 | .250 | 0 | 0-0 | 0 | 0 | 63 |
| 11/03/2021 | NC State | 1-0 | * | | 0 | 0 | 0 | 0 | .250 | 0 | .250 | 0 | 0-0 | 0 | 0 | 44 |
| 11/07/2021 | at Louisville | 0-0 | * | | 0 | 0 | 0 | 0 | .250 | 0 | .250 | 0 | 0-0 | 0 | 0 | 59 |
| 11/10/2021 | at Pittsburgh | 2-0 | * | | 0 | 0 | 0 | 1 | .200 | 0 | .200 | 0 | 0-0 | 1 | 0 | 39 |
| 11/14/2021 | vs Duke | 2-0 | * | | 0 | 0 | 0 | 0 | .200 | 0 | .200 | 0 | 0-0 | 0 | 0 | 53 |
| 11/21/2021 | Villanova | 3-0 | * | | 0 | 0 | 0 | 0 | .200 | 0 | .200 | 0 | 0-0 | 0 | 0 | 52 |
| 11/28/2021 | Wake Forest | 2-0 | * | | 0 | 0 | 0 | 0 | .200 | 0 | .200 | 0 | 0-0 | 0 | 0 | 48 |
| Totals | | 50-17 | 22 | 3 | 1 | 2 | 4 | 5 | .200 | 1 | .200 | 1 | 0-0 | 4 | 0 | 1159 |

Player Averages

| Games Played | Shots per game | Assists per game | Goals per game | Points per game |
|--------------|----------------|------------------|----------------|-----------------|
| 22 | 0.23 | 0.09 | 0.05 | 0.18 |

2021 INDIVIDUAL GAME-BY-GAME

#6 PELLEGRINO, Michael

| Date | Opponent | SCORE | GP | GS | G | A | PTS | SH | SH% | SOG | SOG% | GW | PK-ATT | YC | RC | MIN |
|---------------|-------------------|--------------|-----------|----------|----------|----------|----------|----------|-------------|----------|-------------|----------|------------|----------|----------|------------|
| 09/14/2021 | Michigan St. | 3-4 | * | * | 0 | 0 | 0 | 0 | .000 | 0 | .000 | 0 | 0-0 | 0 | 0 | 35 |
| 09/17/2021 | NC State | 1-0 | * | * | 0 | 0 | 0 | 0 | .000 | 0 | .000 | 0 | 0-0 | 0 | 0 | 50 |
| 09/21/2021 | at Michigan | 3-1 | * | * | 0 | 0 | 0 | 1 | .000 | 0 | .000 | 0 | 0-0 | 1 | 0 | 53 |
| 09/24/2021 | at Virginia Tech | 1-2 | * | * | 0 | 0 | 0 | 0 | .000 | 0 | .000 | 0 | 0-0 | 0 | 0 | 72 |
| 09/28/2021 | Trine | 13-0 | * | * | 0 | 0 | 0 | 0 | .000 | 0 | .000 | 0 | 0-0 | 0 | 0 | 26 |
| 10/01/2021 | Virginia | 2-1 | * | * | 0 | 1 | 1 | 1 | .000 | 0 | .000 | 0 | 0-0 | 1 | 0 | 56 |
| 10/09/2021 | at Clemson | 2-0 | * | | 0 | 0 | 0 | 0 | .000 | 0 | .000 | 0 | 0-0 | 0 | 0 | 11 |
| 10/16/2021 | Pittsburgh | 1-0 | * | | 0 | 0 | 0 | 1 | .000 | 1 | .333 | 0 | 0-0 | 0 | 0 | 62 |
| 10/19/2021 | UIC | 3-0 | * | * | 0 | 0 | 0 | 1 | .000 | 0 | .250 | 0 | 0-0 | 1 | 0 | 67 |
| 10/22/2021 | Duke | 1-1 | * | * | 0 | 0 | 0 | 0 | .000 | 0 | .250 | 0 | 0-0 | 0 | 0 | 66 |
| 10/29/2021 | at North Carolina | 1-3 | * | * | 0 | 0 | 0 | 0 | .000 | 0 | .250 | 0 | 0-0 | 0 | 0 | 17 |
| 11/28/2021 | Wake Forest | 2-0 | * | | 0 | 0 | 0 | 0 | .000 | 0 | .250 | 0 | 0-0 | 0 | 0 | 5 |
| Totals | | 33-12 | 12 | 9 | 0 | 1 | 1 | 4 | .000 | 1 | .250 | 0 | 0-0 | 3 | 0 | 522 |

Player Averages

| Games Played | Shots per game | Assists per game | Goals per game | Points per game |
|--------------|----------------|------------------|----------------|-----------------|
| 12 | 0.33 | 0.08 | 0.00 | 0.08 |

2021 INDIVIDUAL GAME-BY-GAME

#7 O'BRIEN, Ethan

| Date | Opponent | SCORE | GP | GS | G | A | PTS | SH | SH% | SOG | SOG% | GW | PK-ATT | YC | RC | MIN |
|---------------|-------------------|--------------|-----------|-----------|----------|----------|----------|-----------|-------------|----------|-------------|----------|------------|----------|----------|------------|
| 09/14/2021 | Michigan St. | 3-4 | * | | 0 | 1 | 1 | 0 | .000 | 0 | .000 | 0 | 0-0 | 0 | 0 | 55 |
| 09/17/2021 | NC State | 1-0 | * | | 0 | 0 | 0 | 0 | .000 | 0 | .000 | 0 | 0-0 | 0 | 0 | 26 |
| 09/21/2021 | at Michigan | 3-1 | * | | 0 | 1 | 1 | 0 | .000 | 0 | .000 | 0 | 0-0 | 1 | 0 | 21 |
| 09/24/2021 | at Virginia Tech | 1-2 | * | | 0 | 0 | 0 | 0 | .000 | 0 | .000 | 0 | 0-0 | 0 | 0 | 36 |
| 09/28/2021 | Trine | 13-0 | * | | 1 | 0 | 2 | 2 | .500 | 1 | .500 | 0 | 0-0 | 0 | 0 | 45 |
| 10/01/2021 | Virginia | 2-1 | * | | 0 | 0 | 0 | 2 | .250 | 0 | .250 | 0 | 0-0 | 0 | 0 | 34 |
| 10/05/2021 | Purdue Fort Wayne | 4-0 | * | * | 0 | 1 | 1 | 1 | .200 | 0 | .200 | 0 | 0-0 | 0 | 0 | 71 |
| 10/09/2021 | at Clemson | 2-0 | * | * | 0 | 0 | 0 | 0 | .200 | 0 | .200 | 0 | 0-0 | 0 | 0 | 67 |
| 10/16/2021 | Pittsburgh | 1-0 | * | * | 0 | 0 | 0 | 0 | .200 | 0 | .200 | 0 | 0-0 | 0 | 0 | 43 |
| 10/19/2021 | UIC | 3-0 | * | * | 0 | 0 | 0 | 1 | .167 | 0 | .167 | 0 | 0-0 | 1 | 0 | 66 |
| 10/22/2021 | Duke | 1-1 | * | | 0 | 0 | 0 | 0 | .167 | 0 | .167 | 0 | 0-0 | 0 | 0 | 48 |
| 10/29/2021 | at North Carolina | 1-3 | * | | 1 | 0 | 2 | 1 | .286 | 1 | .286 | 0 | 0-0 | 0 | 0 | 54 |
| 11/03/2021 | NC State | 1-0 | * | * | 0 | 0 | 0 | 0 | .286 | 0 | .286 | 0 | 0-0 | 0 | 0 | 59 |
| 11/07/2021 | at Louisville | 0-0 | * | * | 0 | 0 | 0 | 1 | .250 | 0 | .250 | 0 | 0-0 | 0 | 0 | 76 |
| 11/10/2021 | at Pittsburgh | 2-0 | * | * | 0 | 0 | 0 | 1 | .222 | 0 | .222 | 0 | 0-0 | 0 | 0 | 70 |
| 11/14/2021 | vs Duke | 2-0 | * | * | 0 | 0 | 0 | 1 | .200 | 0 | .200 | 0 | 0-0 | 0 | 0 | 60 |
| 11/21/2021 | Villanova | 3-0 | * | * | 0 | 0 | 0 | 0 | .200 | 0 | .200 | 0 | 0-0 | 1 | 0 | 51 |
| 11/28/2021 | Wake Forest | 2-0 | * | * | 0 | 1 | 1 | 1 | .182 | 0 | .182 | 0 | 0-0 | 0 | 0 | 62 |
| Totals | | 45-12 | 18 | 10 | 2 | 4 | 8 | 11 | .182 | 2 | .182 | 0 | 0-0 | 3 | 0 | 946 |

Player Averages

| Games Played | Shots per game | Assists per game | Goals per game | Points per game |
|--------------|----------------|------------------|----------------|-----------------|
| 18 | 0.61 | 0.22 | 0.11 | 0.44 |

2021 INDIVIDUAL GAME-BY-GAME

#9 SHEA, Tyler

| Date | Opponent | SCORE | GP | GS | G | A | PTS | SH | SH% | SOG | SOG% | GW | PK-ATT | YC | RC | MIN |
|---------------|-------------------|--------------|-----------|-----------|----------|----------|----------|-----------|-------------|----------|-------------|----------|------------|----------|----------|------------|
| 08/27/2021 | Indiana | 2-3 | * | * | 0 | 0 | 0 | 1 | .000 | 0 | .000 | 0 | 0-0 | 0 | 0 | 52 |
| 08/30/2021 | Northern Ill. | 2-0 | * | | 0 | 0 | 0 | 2 | .000 | 1 | .333 | 0 | 0-0 | 0 | 0 | 41 |
| 09/03/2021 | at Kentucky | 0-1 | * | * | 0 | 0 | 0 | 1 | .000 | 0 | .250 | 0 | 0-0 | 0 | 0 | 50 |
| 09/10/2021 | at Boston College | 1-1 | * | | 0 | 0 | 0 | 0 | .000 | 0 | .250 | 0 | 0-0 | 0 | 1 | 13 |
| 09/17/2021 | NC State | 1-0 | * | | 0 | 0 | 0 | 1 | .000 | 1 | .400 | 0 | 0-0 | 0 | 0 | 31 |
| 09/21/2021 | at Michigan | 3-1 | * | * | 0 | 0 | 0 | 2 | .000 | 1 | .429 | 0 | 0-0 | 0 | 0 | 46 |
| 09/24/2021 | at Virginia Tech | 1-2 | * | * | 0 | 0 | 0 | 1 | .000 | 0 | .375 | 0 | 0-0 | 0 | 0 | 49 |
| 09/28/2021 | Trine | 13-0 | * | | 1 | 0 | 2 | 1 | .111 | 1 | .444 | 0 | 0-0 | 0 | 0 | 20 |
| 10/01/2021 | Virginia | 2-1 | * | | 0 | 0 | 0 | 2 | .091 | 0 | .364 | 0 | 0-0 | 1 | 0 | 36 |
| 10/05/2021 | Purdue Fort Wayne | 4-0 | * | | 0 | 0 | 0 | 0 | .091 | 0 | .364 | 0 | 0-0 | 0 | 0 | 46 |
| 10/09/2021 | at Clemson | 2-0 | * | | 0 | 0 | 0 | 0 | .091 | 0 | .364 | 0 | 0-0 | 0 | 0 | 31 |
| 10/16/2021 | Pittsburgh | 1-0 | * | | 0 | 0 | 0 | 0 | .091 | 0 | .364 | 0 | 0-0 | 0 | 0 | 53 |
| 10/19/2021 | UIC | 3-0 | * | * | 0 | 0 | 0 | 0 | .091 | 0 | .364 | 0 | 0-0 | 0 | 0 | 50 |
| 10/22/2021 | Duke | 1-1 | * | | 1 | 0 | 2 | 2 | .154 | 1 | .385 | 0 | 0-0 | 0 | 0 | 52 |
| 10/29/2021 | at North Carolina | 1-3 | * | | 0 | 0 | 0 | 0 | .154 | 0 | .385 | 0 | 0-0 | 0 | 0 | 41 |
| 11/03/2021 | NC State | 1-0 | * | * | 0 | 0 | 0 | 0 | .154 | 0 | .385 | 0 | 0-0 | 1 | 0 | 54 |
| 11/07/2021 | at Louisville | 0-0 | * | * | 0 | 0 | 0 | 2 | .133 | 1 | .400 | 0 | 0-0 | 0 | 0 | 65 |
| 11/10/2021 | at Pittsburgh | 2-0 | * | * | 0 | 1 | 1 | 0 | .133 | 0 | .400 | 0 | 0-0 | 0 | 0 | 67 |
| 11/14/2021 | vs Duke | 2-0 | * | * | 0 | 0 | 0 | 0 | .133 | 0 | .400 | 0 | 0-0 | 1 | 0 | 42 |
| 11/21/2021 | Villanova | 3-0 | * | * | 0 | 0 | 0 | 1 | .125 | 0 | .375 | 0 | 0-0 | 0 | 0 | 56 |
| 11/28/2021 | Wake Forest | 2-0 | * | * | 0 | 1 | 1 | 0 | .125 | 0 | .375 | 0 | 0-0 | 0 | 0 | 62 |
| Totals | | 47-13 | 21 | 11 | 2 | 2 | 6 | 16 | .125 | 6 | .375 | 0 | 0-0 | 3 | 1 | 960 |

Player Averages

| Games Played | Shots per game | Assists per game | Goals per game | Points per game |
|--------------|----------------|------------------|----------------|-----------------|
| 21 | 0.76 | 0.10 | 0.10 | 0.29 |

2021 INDIVIDUAL GAME-BY-GAME

#10 MCLAUGHLIN, Matthew

| Date | Opponent | SCORE | GP | GS | G | A | PTS | SH | SH% | SOG | SOG% | GW | PK-ATT | YC | RC | MIN |
|---------------|-------------------|-------------|----------|----------|----------|----------|----------|----------|-------------|----------|-------------|----------|------------|----------|----------|-----------|
| 09/28/2021 | Trine | 13-0 | * | | 0 | 3 | 3 | 1 | .000 | 1 | 1.000 | 0 | 0-0 | 0 | 0 | 34 |
| 10/05/2021 | Purdue Fort Wayne | 4-0 | * | | 0 | 0 | 0 | 1 | .000 | 0 | .500 | 0 | 0-0 | 0 | 0 | 7 |
| Totals | | 17-0 | 2 | 0 | 0 | 3 | 3 | 2 | .000 | 1 | .500 | 0 | 0-0 | 0 | 0 | 41 |

Player Averages

| Games Played | Shots per game | Assists per game | Goals per game | Points per game |
|--------------|----------------|------------------|----------------|-----------------|
| 2 | 1.00 | 1.50 | 0.00 | 1.50 |

2021 INDIVIDUAL GAME-BY-GAME

#11 RUSSO, Daniel

| Date | Opponent | SCORE | GP | GS | G | A | PTS | SH | SH% | SOG | SOG% | GW | PK-ATT | YC | RC | MIN |
|---------------|-------------------|--------------|-----------|-----------|----------|----------|-----------|-----------|-------------|----------|-------------|----------|------------|----------|----------|-------------|
| 08/27/2021 | Indiana | 2-3 | * | * | 0 | 0 | 0 | 1 | .000 | 0 | .000 | 0 | 0-0 | 1 | 0 | 52 |
| 08/30/2021 | Northern Ill. | 2-0 | * | | 0 | 0 | 0 | 0 | .000 | 0 | .000 | 0 | 0-0 | 0 | 0 | 36 |
| 09/03/2021 | at Kentucky | 0-1 | * | * | 0 | 0 | 0 | 1 | .000 | 0 | .000 | 0 | 0-0 | 0 | 0 | 60 |
| 09/10/2021 | at Boston College | 1-1 | * | | 0 | 0 | 0 | 0 | .000 | 0 | .000 | 0 | 0-0 | 0 | 0 | 30 |
| 09/14/2021 | Michigan St. | 3-4 | * | | 0 | 0 | 0 | 0 | .000 | 0 | .000 | 0 | 0-0 | 0 | 0 | 21 |
| 09/17/2021 | NC State | 1-0 | * | | 0 | 1 | 1 | 2 | .000 | 0 | .000 | 0 | 0-0 | 1 | 0 | 52 |
| 09/21/2021 | at Michigan | 3-1 | * | * | 0 | 2 | 2 | 3 | .000 | 2 | .286 | 0 | 0-0 | 0 | 0 | 61 |
| 09/24/2021 | at Virginia Tech | 1-2 | * | * | 0 | 0 | 0 | 0 | .000 | 0 | .286 | 0 | 0-0 | 0 | 0 | 70 |
| 09/28/2021 | Trine | 13-0 | * | | 0 | 1 | 1 | 2 | .000 | 0 | .222 | 0 | 0-0 | 0 | 0 | 30 |
| 10/01/2021 | Virginia | 2-1 | * | * | 0 | 0 | 0 | 1 | .000 | 1 | .300 | 0 | 0-0 | 0 | 0 | 62 |
| 10/05/2021 | Purdue Fort Wayne | 4-0 | * | * | 1 | 0 | 2 | 4 | .071 | 1 | .286 | 0 | 0-0 | 0 | 0 | 59 |
| 10/09/2021 | at Clemson | 2-0 | * | * | 1 | 0 | 2 | 1 | .133 | 1 | .333 | 1 | 0-0 | 0 | 0 | 63 |
| 10/16/2021 | Pittsburgh | 1-0 | * | * | 0 | 0 | 0 | 0 | .133 | 0 | .333 | 0 | 0-0 | 0 | 0 | 70 |
| 10/19/2021 | UIC | 3-0 | * | * | 0 | 0 | 0 | 2 | .118 | 0 | .294 | 0 | 0-0 | 0 | 0 | 60 |
| 10/22/2021 | Duke | 1-1 | * | * | 0 | 0 | 0 | 0 | .118 | 0 | .294 | 0 | 0-0 | 0 | 0 | 71 |
| 10/29/2021 | at North Carolina | 1-3 | * | * | 0 | 0 | 0 | 1 | .111 | 0 | .278 | 0 | 0-0 | 0 | 0 | 66 |
| 11/03/2021 | NC State | 1-0 | * | | 0 | 0 | 0 | 1 | .105 | 0 | .263 | 0 | 0-0 | 0 | 0 | 44 |
| 11/07/2021 | at Louisville | 0-0 | * | | 0 | 0 | 0 | 1 | .100 | 0 | .250 | 0 | 0-0 | 0 | 0 | 53 |
| 11/10/2021 | at Pittsburgh | 2-0 | * | | 1 | 0 | 2 | 2 | .136 | 2 | .318 | 1 | 0-0 | 0 | 0 | 51 |
| 11/14/2021 | vs Duke | 2-0 | * | | 0 | 0 | 0 | 1 | .130 | 0 | .304 | 0 | 0-0 | 0 | 0 | 44 |
| 11/21/2021 | Villanova | 3-0 | * | | 0 | 0 | 0 | 0 | .130 | 0 | .304 | 0 | 0-0 | 1 | 0 | 32 |
| 11/28/2021 | Wake Forest | 2-0 | * | | 0 | 0 | 0 | 2 | .120 | 1 | .320 | 0 | 0-0 | 0 | 0 | 58 |
| Totals | | 50-17 | 22 | 11 | 3 | 4 | 10 | 25 | .120 | 8 | .320 | 2 | 0-0 | 3 | 0 | 1145 |

Player Averages

| Games Played | Shots per game | Assists per game | Goals per game | Points per game |
|--------------|----------------|------------------|----------------|-----------------|
| 22 | 1.14 | 0.18 | 0.14 | 0.45 |

2021 INDIVIDUAL GAME-BY-GAME

#12 SILVER, Bryan

| Date | Opponent | SCORE | GP | GS | G | A | PTS | SH | SH% | SOG | SOG% | GW | PK-ATT | YC | RC | MIN |
|---------------|-------------------|--------------|-----------|----------|----------|----------|----------|----------|-------------|----------|-------------|----------|------------|----------|----------|------------|
| 08/27/2021 | Indiana | 2-3 | * | | 0 | 0 | 0 | 0 | .000 | 0 | .000 | 0 | 0-0 | 0 | 0 | 11 |
| 08/30/2021 | Northern Ill. | 2-0 | * | | 0 | 0 | 0 | 0 | .000 | 0 | .000 | 0 | 0-0 | 0 | 0 | 24 |
| 09/03/2021 | at Kentucky | 0-1 | * | | 0 | 0 | 0 | 0 | .000 | 0 | .000 | 0 | 0-0 | 0 | 0 | 26 |
| 09/14/2021 | Michigan St. | 3-4 | * | | 0 | 0 | 0 | 0 | .000 | 0 | .000 | 0 | 0-0 | 0 | 0 | 5 |
| 09/17/2021 | NC State | 1-0 | * | | 0 | 0 | 0 | 0 | .000 | 0 | .000 | 0 | 0-0 | 0 | 0 | 7 |
| 09/21/2021 | at Michigan | 3-1 | * | | 0 | 0 | 0 | 0 | .000 | 0 | .000 | 0 | 0-0 | 0 | 0 | 22 |
| 09/24/2021 | at Virginia Tech | 1-2 | * | | 0 | 0 | 0 | 0 | .000 | 0 | .000 | 0 | 0-0 | 0 | 0 | 32 |
| 09/28/2021 | Trine | 13-0 | * | | 0 | 0 | 0 | 0 | .000 | 0 | .000 | 0 | 0-0 | 0 | 0 | 44 |
| 10/01/2021 | Virginia | 2-1 | * | | 0 | 0 | 0 | 0 | .000 | 0 | .000 | 0 | 0-0 | 0 | 0 | 2 |
| 10/05/2021 | Purdue Fort Wayne | 4-0 | * | | 0 | 0 | 0 | 0 | .000 | 0 | .000 | 0 | 0-0 | 0 | 0 | 14 |
| 10/09/2021 | at Clemson | 2-0 | * | | 0 | 0 | 0 | 0 | .000 | 0 | .000 | 0 | 0-0 | 0 | 0 | 15 |
| 10/16/2021 | Pittsburgh | 1-0 | * | | 0 | 0 | 0 | 0 | .000 | 0 | .000 | 0 | 0-0 | 0 | 0 | 2 |
| 10/22/2021 | Duke | 1-1 | * | | 0 | 0 | 0 | 0 | .000 | 0 | .000 | 0 | 0-0 | 0 | 0 | 3 |
| 10/29/2021 | at North Carolina | 1-3 | * | | 0 | 0 | 0 | 0 | .000 | 0 | .000 | 0 | 0-0 | 0 | 0 | 4 |
| 11/10/2021 | at Pittsburgh | 2-0 | * | | 0 | 0 | 0 | 0 | .000 | 0 | .000 | 0 | 0-0 | 0 | 0 | 11 |
| 11/14/2021 | vs Duke | 2-0 | * | | 0 | 0 | 0 | 0 | .000 | 0 | .000 | 0 | 0-0 | 0 | 0 | 17 |
| 11/21/2021 | Villanova | 3-0 | * | | 0 | 0 | 0 | 0 | .000 | 0 | .000 | 0 | 0-0 | 0 | 0 | 6 |
| 11/28/2021 | Wake Forest | 2-0 | * | | 0 | 0 | 0 | 0 | .000 | 0 | .000 | 0 | 0-0 | 0 | 0 | 8 |
| Totals | | 45-16 | 18 | 0 | 0 | 0 | 0 | 0 | .000 | 0 | .000 | 0 | 0-0 | 0 | 0 | 253 |

Player Averages

| Games Played | Shots per game | Assists per game | Goals per game | Points per game |
|--------------|----------------|------------------|----------------|-----------------|
| 18 | 0.00 | 0.00 | 0.00 | 0.00 |

2021 INDIVIDUAL GAME-BY-GAME

#14 LYNCH, Michael

| Date | Opponent | SCORE | GP | GS | G | A | PTS | SH | SH% | SOG | SOG% | GW | PK-ATT | YC | RC | MIN |
|---------------|-------------------|-------------|----------|----------|----------|----------|----------|----------|-------------|----------|-------------|----------|------------|----------|----------|------------|
| 08/27/2021 | Indiana | 2-3 | * | | 0 | 0 | 0 | 2 | .000 | 0 | .000 | 0 | 0-0 | 0 | 0 | 47 |
| 08/30/2021 | Northern Ill. | 2-0 | * | * | 0 | 0 | 0 | 0 | .000 | 0 | .000 | 0 | 0-0 | 1 | 0 | 43 |
| 09/03/2021 | at Kentucky | 0-1 | * | | 0 | 0 | 0 | 0 | .000 | 0 | .000 | 0 | 0-0 | 0 | 0 | 8 |
| 09/10/2021 | at Boston College | 1-1 | * | * | 0 | 0 | 0 | 0 | .000 | 0 | .000 | 0 | 0-0 | 0 | 0 | 41 |
| 09/21/2021 | at Michigan | 3-1 | * | | 0 | 0 | 0 | 0 | .000 | 0 | .000 | 0 | 0-0 | 0 | 0 | 16 |
| 09/28/2021 | Trine | 13-0 | * | | 0 | 0 | 0 | 0 | .000 | 0 | .000 | 0 | 0-0 | 1 | 0 | 34 |
| 10/05/2021 | Purdue Fort Wayne | 4-0 | * | | 0 | 0 | 0 | 0 | .000 | 0 | .000 | 0 | 0-0 | 0 | 0 | 7 |
| 10/19/2021 | UIC | 3-0 | * | | 0 | 0 | 0 | 0 | .000 | 0 | .000 | 0 | 0-0 | 0 | 0 | 3 |
| Totals | | 28-6 | 8 | 2 | 0 | 0 | 0 | 2 | .000 | 0 | .000 | 0 | 0-0 | 2 | 0 | 199 |

Player Averages

| Games Played | Shots per game | Assists per game | Goals per game | Points per game |
|--------------|----------------|------------------|----------------|-----------------|
| 8 | 0.25 | 0.00 | 0.00 | 0.00 |

2021 INDIVIDUAL GAME-BY-GAME

#15 BURNS, Paddy

| Date | Opponent | SCORE | GP | GS | G | A | PTS | SH | SH% | SOG | SOG% | GW | PK-ATT | YC | RC | MIN |
|---------------|-------------------|--------------|-----------|-----------|----------|----------|----------|-----------|-------------|----------|-------------|----------|------------|----------|----------|-------------|
| 08/27/2021 | Indiana | 2-3 | * | * | 0 | 0 | 0 | 1 | .000 | 0 | .000 | 0 | 0-0 | 0 | 0 | 92 |
| 08/30/2021 | Northern Ill. | 2-0 | * | * | 0 | 0 | 0 | 1 | .000 | 1 | .500 | 0 | 0-0 | 0 | 0 | 90 |
| 09/03/2021 | at Kentucky | 0-1 | * | * | 0 | 0 | 0 | 1 | .000 | 0 | .333 | 0 | 0-0 | 0 | 0 | 90 |
| 09/10/2021 | at Boston College | 1-1 | * | * | 0 | 0 | 0 | 0 | .000 | 0 | .333 | 0 | 0-0 | 0 | 0 | 110 |
| 09/14/2021 | Michigan St. | 3-4 | * | * | 1 | 0 | 2 | 1 | .250 | 1 | .500 | 0 | 0-0 | 0 | 0 | 90 |
| 09/17/2021 | NC State | 1-0 | * | * | 0 | 0 | 0 | 1 | .200 | 0 | .400 | 0 | 0-0 | 0 | 0 | 90 |
| 09/21/2021 | at Michigan | 3-1 | * | * | 0 | 0 | 0 | 0 | .200 | 0 | .400 | 0 | 0-0 | 1 | 0 | 45 |
| 09/24/2021 | at Virginia Tech | 1-2 | * | * | 0 | 0 | 0 | 1 | .167 | 0 | .333 | 0 | 0-0 | 0 | 0 | 99 |
| 09/28/2021 | Trine | 13-0 | * | * | 0 | 2 | 2 | 1 | .143 | 1 | .429 | 0 | 0-0 | 0 | 0 | 62 |
| 10/01/2021 | Virginia | 2-1 | * | * | 0 | 0 | 0 | 1 | .125 | 0 | .375 | 0 | 0-0 | 0 | 0 | 90 |
| 10/05/2021 | Purdue Fort Wayne | 4-0 | * | * | 0 | 1 | 1 | 1 | .111 | 0 | .333 | 0 | 0-0 | 0 | 0 | 78 |
| 10/09/2021 | at Clemson | 2-0 | * | * | 0 | 1 | 1 | 0 | .111 | 0 | .333 | 0 | 0-0 | 1 | 0 | 90 |
| 10/16/2021 | Pittsburgh | 1-0 | * | * | 0 | 0 | 0 | 1 | .100 | 0 | .300 | 0 | 0-0 | 0 | 0 | 105 |
| 10/19/2021 | UIC | 3-0 | * | * | 0 | 0 | 0 | 1 | .091 | 0 | .273 | 0 | 0-0 | 0 | 0 | 90 |
| 10/22/2021 | Duke | 1-1 | * | * | 0 | 0 | 0 | 0 | .091 | 0 | .273 | 0 | 0-0 | 0 | 0 | 110 |
| 10/29/2021 | at North Carolina | 1-3 | * | * | 0 | 0 | 0 | 0 | .091 | 0 | .273 | 0 | 0-0 | 1 | 0 | 63 |
| 11/03/2021 | NC State | 1-0 | * | * | 0 | 0 | 0 | 0 | .091 | 0 | .273 | 0 | 0-0 | 0 | 0 | 90 |
| 11/07/2021 | at Louisville | 0-0 | * | * | 0 | 0 | 0 | 0 | .091 | 0 | .273 | 0 | 0-0 | 0 | 0 | 110 |
| 11/10/2021 | at Pittsburgh | 2-0 | * | * | 0 | 0 | 0 | 1 | .083 | 0 | .250 | 0 | 0-0 | 0 | 0 | 90 |
| 11/14/2021 | vs Duke | 2-0 | * | * | 0 | 0 | 0 | 0 | .083 | 0 | .250 | 0 | 0-0 | 0 | 0 | 90 |
| 11/21/2021 | Villanova | 3-0 | * | * | 1 | 1 | 3 | 3 | .133 | 3 | .400 | 0 | 0-0 | 0 | 0 | 90 |
| 11/28/2021 | Wake Forest | 2-0 | * | * | 0 | 0 | 0 | 0 | .133 | 0 | .400 | 0 | 0-0 | 0 | 0 | 90 |
| Totals | | 50-17 | 22 | 22 | 2 | 5 | 9 | 15 | .133 | 6 | .400 | 0 | 0-0 | 3 | 0 | 1954 |

Player Averages

| Games Played | Shots per game | Assists per game | Goals per game | Points per game |
|--------------|----------------|------------------|----------------|-----------------|
| 22 | 0.68 | 0.23 | 0.09 | 0.41 |

2021 INDIVIDUAL GAME-BY-GAME

#16 NTO, Eno

| Date | Opponent | SCORE | GP | GS | G | A | PTS | SH | SH% | SOG | SOG% | GW | PK-ATT | YC | RC | MIN |
|---------------|-------------------|--------------|-----------|-----------|----------|----------|-----------|-----------|-------------|----------|-------------|----------|------------|----------|----------|------------|
| 08/27/2021 | Indiana | 2-3 | * | | 0 | 0 | 0 | 1 | .000 | 1 | 1.000 | 0 | 0-0 | 0 | 0 | 41 |
| 08/30/2021 | Northern Ill. | 2-0 | * | * | 1 | 0 | 2 | 1 | .500 | 1 | 1.000 | 1 | 0-0 | 1 | 0 | 43 |
| 09/03/2021 | at Kentucky | 0-1 | * | * | 0 | 0 | 0 | 1 | .333 | 0 | .667 | 0 | 0-0 | 1 | 0 | 64 |
| 09/10/2021 | at Boston College | 1-1 | * | * | 0 | 0 | 0 | 1 | .250 | 0 | .500 | 0 | 0-0 | 0 | 0 | 21 |
| 09/14/2021 | Michigan St. | 3-4 | * | * | 1 | 0 | 2 | 1 | .400 | 1 | .600 | 0 | 0-0 | 0 | 0 | 70 |
| 09/17/2021 | NC State | 1-0 | * | * | 0 | 0 | 0 | 0 | .400 | 0 | .600 | 0 | 0-0 | 0 | 0 | 46 |
| 09/21/2021 | at Michigan | 3-1 | * | | 0 | 0 | 0 | 0 | .400 | 0 | .600 | 0 | 0-0 | 0 | 0 | 23 |
| 09/24/2021 | at Virginia Tech | 1-2 | * | | 0 | 0 | 0 | 0 | .400 | 0 | .600 | 0 | 0-0 | 0 | 0 | 18 |
| 09/28/2021 | Trine | 13-0 | * | * | 3 | 0 | 6 | 3 | .625 | 3 | .750 | 0 | 0-0 | 0 | 0 | 40 |
| 10/01/2021 | Virginia | 2-1 | * | * | 0 | 0 | 0 | 2 | .500 | 0 | .600 | 0 | 0-0 | 0 | 0 | 50 |
| 10/05/2021 | Purdue Fort Wayne | 4-0 | * | * | 0 | 0 | 0 | 1 | .455 | 1 | .636 | 0 | 0-0 | 0 | 0 | 45 |
| 10/09/2021 | at Clemson | 2-0 | * | * | 0 | 0 | 0 | 0 | .455 | 0 | .636 | 0 | 0-0 | 0 | 0 | 49 |
| 10/16/2021 | Pittsburgh | 1-0 | * | * | 0 | 0 | 0 | 0 | .455 | 0 | .636 | 0 | 0-0 | 0 | 0 | 38 |
| 10/19/2021 | UIC | 3-0 | * | | 0 | 0 | 0 | 0 | .455 | 0 | .636 | 0 | 0-0 | 1 | 0 | 18 |
| 10/22/2021 | Duke | 1-1 | * | * | 0 | 0 | 0 | 2 | .385 | 0 | .538 | 0 | 0-0 | 0 | 0 | 39 |
| 10/29/2021 | at North Carolina | 1-3 | * | * | 0 | 0 | 0 | 0 | .385 | 0 | .538 | 0 | 0-0 | 0 | 0 | 35 |
| 11/03/2021 | NC State | 1-0 | * | | 0 | 0 | 0 | 0 | .385 | 0 | .538 | 0 | 0-0 | 0 | 0 | 6 |
| 11/10/2021 | at Pittsburgh | 2-0 | * | | 0 | 0 | 0 | 0 | .385 | 0 | .538 | 0 | 0-0 | 0 | 0 | 7 |
| 11/14/2021 | vs Duke | 2-0 | * | | 0 | 0 | 0 | 0 | .385 | 0 | .538 | 0 | 0-0 | 0 | 0 | 8 |
| Totals | | 45-17 | 19 | 12 | 5 | 0 | 10 | 13 | .385 | 7 | .538 | 1 | 0-0 | 3 | 0 | 661 |

Player Averages

| Games Played | Shots per game | Assists per game | Goals per game | Points per game |
|--------------|----------------|------------------|----------------|-----------------|
| 19 | 0.68 | 0.00 | 0.26 | 0.53 |

2021 INDIVIDUAL GAME-BY-GAME

#18 RAMSEY, Josh

| Date | Opponent | SCORE | GP | GS | G | A | PTS | SH | SH% | SOG | SOG% | GW | PK-ATT | YC | RC | MIN |
|---------------|-------------------|--------------|-----------|-----------|----------|----------|----------|----------|-------------|----------|-------------|----------|------------|----------|----------|-------------|
| 08/27/2021 | Indiana | 2-3 | * | * | 0 | 0 | 0 | 0 | .000 | 0 | .000 | 0 | 0-0 | 0 | 0 | 92 |
| 08/30/2021 | Northern Ill. | 2-0 | * | * | 0 | 0 | 0 | 0 | .000 | 0 | .000 | 0 | 0-0 | 0 | 0 | 90 |
| 09/03/2021 | at Kentucky | 0-1 | * | * | 0 | 0 | 0 | 0 | .000 | 0 | .000 | 0 | 0-0 | 0 | 0 | 90 |
| 09/10/2021 | at Boston College | 1-1 | * | * | 0 | 1 | 1 | 0 | .000 | 0 | .000 | 0 | 0-0 | 0 | 0 | 110 |
| 09/14/2021 | Michigan St. | 3-4 | * | | 0 | 0 | 0 | 0 | .000 | 0 | .000 | 0 | 0-0 | 0 | 0 | 13 |
| 09/17/2021 | NC State | 1-0 | * | * | 0 | 0 | 0 | 0 | .000 | 0 | .000 | 0 | 0-0 | 0 | 0 | 90 |
| 09/21/2021 | at Michigan | 3-1 | * | * | 0 | 0 | 0 | 0 | .000 | 0 | .000 | 0 | 0-0 | 0 | 0 | 90 |
| 09/24/2021 | at Virginia Tech | 1-2 | * | * | 0 | 0 | 0 | 0 | .000 | 0 | .000 | 0 | 0-0 | 0 | 0 | 34 |
| 09/28/2021 | Trine | 13-0 | * | * | 0 | 0 | 0 | 0 | .000 | 0 | .000 | 0 | 0-0 | 0 | 0 | 62 |
| 10/01/2021 | Virginia | 2-1 | * | * | 0 | 0 | 0 | 0 | .000 | 0 | .000 | 0 | 0-0 | 1 | 0 | 81 |
| 10/05/2021 | Purdue Fort Wayne | 4-0 | * | * | 0 | 0 | 0 | 0 | .000 | 0 | .000 | 0 | 0-0 | 0 | 0 | 90 |
| 10/09/2021 | at Clemson | 2-0 | * | * | 0 | 0 | 0 | 0 | .000 | 0 | .000 | 0 | 0-0 | 0 | 0 | 90 |
| 10/16/2021 | Pittsburgh | 1-0 | * | * | 0 | 0 | 0 | 0 | .000 | 0 | .000 | 0 | 0-0 | 0 | 0 | 105 |
| 10/19/2021 | UIC | 3-0 | * | * | 0 | 0 | 0 | 0 | .000 | 0 | .000 | 0 | 0-0 | 0 | 0 | 90 |
| 10/22/2021 | Duke | 1-1 | * | * | 0 | 0 | 0 | 0 | .000 | 0 | .000 | 0 | 0-0 | 0 | 0 | 69 |
| 10/29/2021 | at North Carolina | 1-3 | * | * | 0 | 0 | 0 | 0 | .000 | 0 | .000 | 0 | 0-0 | 0 | 0 | 83 |
| 11/03/2021 | NC State | 1-0 | * | * | 0 | 0 | 0 | 0 | .000 | 0 | .000 | 0 | 0-0 | 0 | 0 | 90 |
| 11/07/2021 | at Louisville | 0-0 | * | * | 0 | 0 | 0 | 0 | .000 | 0 | .000 | 0 | 0-0 | 0 | 0 | 110 |
| 11/10/2021 | at Pittsburgh | 2-0 | * | * | 0 | 0 | 0 | 0 | .000 | 0 | .000 | 0 | 0-0 | 1 | 0 | 90 |
| 11/14/2021 | vs Duke | 2-0 | * | * | 0 | 0 | 0 | 0 | .000 | 0 | .000 | 0 | 0-0 | 0 | 0 | 90 |
| 11/21/2021 | Villanova | 3-0 | * | * | 0 | 0 | 0 | 0 | .000 | 0 | .000 | 0 | 0-0 | 0 | 0 | 90 |
| 11/28/2021 | Wake Forest | 2-0 | * | * | 0 | 0 | 0 | 0 | .000 | 0 | .000 | 0 | 0-0 | 0 | 0 | 90 |
| Totals | | 50-17 | 22 | 21 | 0 | 1 | 1 | 0 | .000 | 0 | .000 | 0 | 0-0 | 2 | 0 | 1839 |

Player Averages

| Games Played | Shots per game | Assists per game | Goals per game | Points per game |
|--------------|----------------|------------------|----------------|-----------------|
| 22 | 0.00 | 0.05 | 0.00 | 0.05 |

2021 INDIVIDUAL GAME-BY-GAME

#19 ROSSI, Michael

| Date | Opponent | SCORE | GP | GS | G | A | PTS | SH | SH% | SOG | SOG% | GW | PK-ATT | YC | RC | MIN |
|---------------|-------------------|-------------|----------|----------|----------|----------|----------|----------|-------------|----------|-------------|----------|------------|----------|----------|-----------|
| 08/27/2021 | Indiana | 2-3 | * | | 0 | 0 | 0 | 0 | .000 | 0 | .000 | 0 | 0-0 | 0 | 0 | 3 |
| 08/30/2021 | Northern Ill. | 2-0 | * | | 0 | 0 | 0 | 0 | .000 | 0 | .000 | 0 | 0-0 | 0 | 0 | 2 |
| 09/03/2021 | at Kentucky | 0-1 | * | | 0 | 0 | 0 | 0 | .000 | 0 | .000 | 0 | 0-0 | 0 | 0 | 21 |
| 09/21/2021 | at Michigan | 3-1 | * | | 0 | 0 | 0 | 0 | .000 | 0 | .000 | 0 | 0-0 | 0 | 0 | 2 |
| 09/28/2021 | Trine | 13-0 | * | | 2 | 2 | 6 | 4 | .500 | 3 | .750 | 0 | 0-0 | 0 | 0 | 46 |
| 10/05/2021 | Purdue Fort Wayne | 4-0 | * | | 0 | 0 | 0 | 0 | .500 | 0 | .750 | 0 | 0-0 | 0 | 0 | 3 |
| 10/29/2021 | at North Carolina | 1-3 | * | | 0 | 0 | 0 | 0 | .500 | 0 | .750 | 0 | 0-0 | 0 | 0 | 7 |
| Totals | | 25-8 | 7 | 0 | 2 | 2 | 6 | 4 | .500 | 3 | .750 | 0 | 0-0 | 0 | 0 | 84 |

Player Averages

| Games Played | Shots per game | Assists per game | Goals per game | Points per game |
|--------------|----------------|------------------|----------------|-----------------|
| 7 | 0.57 | 0.29 | 0.29 | 0.86 |

2021 INDIVIDUAL GAME-BY-GAME

#21 ROOU, Matthew

| Date | Opponent | SCORE | GP | GS | G | A | PTS | SH | SH% | SOG | SOG% | GW | PK-ATT | YC | RC | MIN |
|---------------|-------------------|--------------|-----------|-----------|----------|----------|-----------|-----------|-------------|-----------|-------------|----------|------------|----------|----------|-------------|
| 08/27/2021 | Indiana | 2-3 | * | | 0 | 0 | 0 | 2 | .000 | 0 | .000 | 0 | 0-0 | 0 | 0 | 62 |
| 08/30/2021 | Northern Ill. | 2-0 | * | * | 1 | 0 | 2 | 1 | .333 | 1 | .333 | 0 | 0-0 | 0 | 0 | 71 |
| 09/03/2021 | at Kentucky | 0-1 | * | | 0 | 0 | 0 | 0 | .333 | 0 | .333 | 0 | 0-0 | 0 | 0 | 48 |
| 09/10/2021 | at Boston College | 1-1 | * | * | 1 | 0 | 2 | 2 | .400 | 1 | .400 | 0 | 0-0 | 0 | 0 | 97 |
| 09/14/2021 | Michigan St. | 3-4 | * | * | 1 | 0 | 2 | 3 | .375 | 2 | .500 | 0 | 0-0 | 0 | 0 | 90 |
| 09/17/2021 | NC State | 1-0 | * | * | 0 | 0 | 0 | 0 | .375 | 0 | .500 | 0 | 0-0 | 0 | 0 | 59 |
| 09/21/2021 | at Michigan | 3-1 | * | | 0 | 0 | 0 | 0 | .375 | 0 | .500 | 0 | 0-0 | 0 | 0 | 50 |
| 09/24/2021 | at Virginia Tech | 1-2 | * | | 0 | 0 | 0 | 1 | .333 | 0 | .444 | 0 | 0-0 | 0 | 0 | 40 |
| 09/28/2021 | Trine | 13-0 | * | * | 1 | 2 | 4 | 4 | .308 | 4 | .615 | 0 | 0-0 | 0 | 0 | 27 |
| 10/01/2021 | Virginia | 2-1 | * | | 0 | 0 | 0 | 2 | .267 | 2 | .667 | 0 | 0-0 | 0 | 0 | 50 |
| 10/05/2021 | Purdue Fort Wayne | 4-0 | * | | 0 | 0 | 0 | 3 | .222 | 1 | .611 | 0 | 0-0 | 0 | 0 | 50 |
| 10/09/2021 | at Clemson | 2-0 | * | | 1 | 0 | 2 | 3 | .238 | 1 | .571 | 0 | 0-0 | 0 | 0 | 53 |
| 10/16/2021 | Pittsburgh | 1-0 | * | | 0 | 0 | 0 | 3 | .208 | 1 | .542 | 0 | 0-0 | 0 | 0 | 57 |
| 10/19/2021 | UIC | 3-0 | * | | 1 | 0 | 2 | 1 | .240 | 1 | .560 | 0 | 0-0 | 0 | 0 | 48 |
| 10/22/2021 | Duke | 1-1 | * | | 0 | 1 | 1 | 1 | .231 | 1 | .577 | 0 | 0-0 | 0 | 0 | 71 |
| 10/29/2021 | at North Carolina | 1-3 | * | | 0 | 0 | 0 | 0 | .231 | 0 | .577 | 0 | 0-0 | 0 | 0 | 45 |
| 11/03/2021 | NC State | 1-0 | * | * | 0 | 0 | 0 | 0 | .231 | 0 | .577 | 0 | 0-0 | 0 | 0 | 64 |
| 11/07/2021 | at Louisville | 0-0 | * | * | 0 | 0 | 0 | 0 | .231 | 0 | .577 | 0 | 0-0 | 0 | 0 | 72 |
| 11/10/2021 | at Pittsburgh | 2-0 | * | * | 0 | 0 | 0 | 0 | .231 | 0 | .577 | 0 | 0-0 | 0 | 0 | 66 |
| 11/14/2021 | vs Duke | 2-0 | * | * | 0 | 0 | 0 | 0 | .231 | 0 | .577 | 0 | 0-0 | 0 | 0 | 61 |
| 11/21/2021 | Villanova | 3-0 | * | * | 0 | 0 | 0 | 2 | .214 | 2 | .607 | 0 | 0-0 | 0 | 0 | 72 |
| 11/28/2021 | Wake Forest | 2-0 | * | * | 1 | 0 | 2 | 2 | .233 | 1 | .600 | 0 | 0-0 | 0 | 0 | 52 |
| Totals | | 50-17 | 22 | 11 | 7 | 3 | 17 | 30 | .233 | 18 | .600 | 0 | 0-0 | 0 | 0 | 1306 |

Player Averages

| Games Played | Shots per game | Assists per game | Goals per game | Points per game |
|--------------|----------------|------------------|----------------|-----------------|
| 22 | 1.36 | 0.14 | 0.32 | 0.77 |

2021 INDIVIDUAL GAME-BY-GAME

#24 GENENBACHER, Kyle

| Date | Opponent | SCORE | GP | GS | G | A | PTS | SH | SH% | SOG | SOG% | GW | PK-ATT | YC | RC | MIN |
|---------------|-------------------|--------------|-----------|----------|----------|----------|----------|----------|-------------|----------|-------------|----------|------------|----------|----------|------------|
| 08/27/2021 | Indiana | 2-3 | * | | 0 | 0 | 0 | 0 | .000 | 0 | .000 | 0 | 0-0 | 0 | 0 | 19 |
| 08/30/2021 | Northern Ill. | 2-0 | * | | 0 | 0 | 0 | 0 | .000 | 0 | .000 | 0 | 0-0 | 0 | 0 | 67 |
| 09/03/2021 | at Kentucky | 0-1 | * | | 0 | 0 | 0 | 0 | .000 | 0 | .000 | 0 | 0-0 | 0 | 0 | 10 |
| 09/10/2021 | at Boston College | 1-1 | * | | 0 | 0 | 0 | 0 | .000 | 0 | .000 | 0 | 0-0 | 0 | 0 | 45 |
| 09/14/2021 | Michigan St. | 3-4 | * | * | 0 | 0 | 0 | 0 | .000 | 0 | .000 | 0 | 0-0 | 0 | 0 | 76 |
| 09/21/2021 | at Michigan | 3-1 | * | | 0 | 0 | 0 | 0 | .000 | 0 | .000 | 0 | 0-0 | 0 | 0 | 15 |
| 09/24/2021 | at Virginia Tech | 1-2 | * | | 0 | 0 | 0 | 0 | .000 | 0 | .000 | 0 | 0-0 | 0 | 0 | 19 |
| 09/28/2021 | Trine | 13-0 | * | * | 0 | 1 | 1 | 0 | .000 | 0 | .000 | 0 | 0-0 | 0 | 0 | 64 |
| 10/01/2021 | Virginia | 2-1 | * | | 0 | 0 | 0 | 0 | .000 | 0 | .000 | 0 | 0-0 | 0 | 0 | 22 |
| 10/05/2021 | Purdue Fort Wayne | 4-0 | * | | 0 | 0 | 0 | 0 | .000 | 0 | .000 | 0 | 0-0 | 0 | 0 | 7 |
| 10/09/2021 | at Clemson | 2-0 | * | | 0 | 0 | 0 | 0 | .000 | 0 | .000 | 0 | 0-0 | 0 | 0 | 50 |
| 10/16/2021 | Pittsburgh | 1-0 | * | | 0 | 0 | 0 | 0 | .000 | 0 | .000 | 0 | 0-0 | 0 | 0 | 30 |
| 10/19/2021 | UIC | 3-0 | * | | 0 | 0 | 0 | 0 | .000 | 0 | .000 | 0 | 0-0 | 0 | 0 | 33 |
| 10/22/2021 | Duke | 1-1 | * | | 0 | 0 | 0 | 0 | .000 | 0 | .000 | 0 | 0-0 | 0 | 0 | 40 |
| 10/29/2021 | at North Carolina | 1-3 | * | | 0 | 0 | 0 | 0 | .000 | 0 | .000 | 0 | 0-0 | 0 | 0 | 25 |
| 11/03/2021 | NC State | 1-0 | * | | 0 | 0 | 0 | 0 | .000 | 0 | .000 | 0 | 0-0 | 0 | 0 | 36 |
| 11/07/2021 | at Louisville | 0-0 | * | | 0 | 0 | 0 | 1 | .000 | 0 | .000 | 0 | 0-0 | 0 | 0 | 50 |
| 11/10/2021 | at Pittsburgh | 2-0 | * | | 0 | 0 | 0 | 0 | .000 | 0 | .000 | 0 | 0-0 | 0 | 0 | 25 |
| 11/14/2021 | vs Duke | 2-0 | * | | 0 | 0 | 0 | 1 | .000 | 0 | .000 | 0 | 0-0 | 0 | 0 | 30 |
| 11/21/2021 | Villanova | 3-0 | * | | 0 | 0 | 0 | 1 | .000 | 1 | .333 | 0 | 0-0 | 0 | 0 | 34 |
| 11/28/2021 | Wake Forest | 2-0 | * | | 0 | 0 | 0 | 0 | .000 | 0 | .333 | 0 | 0-0 | 0 | 0 | 29 |
| Totals | | 49-17 | 21 | 2 | 0 | 1 | 1 | 3 | .000 | 1 | .333 | 0 | 0-0 | 0 | 0 | 725 |

Player Averages

| Games Played | Shots per game | Assists per game | Goals per game | Points per game |
|--------------|----------------|------------------|----------------|-----------------|
| 21 | 0.14 | 0.05 | 0.00 | 0.05 |

2021 INDIVIDUAL GAME-BY-GAME

#26 GIACOBELLO, Ben

| Date | Opponent | SCORE | GP | GS | G | A | PTS | SH | SH% | SOG | SOG% | GW | PK-ATT | YC | RC | MIN |
|---------------|-------------------|--------------|-----------|-----------|----------|----------|----------|----------|-------------|----------|-------------|----------|------------|----------|----------|-------------|
| 08/27/2021 | Indiana | 2-3 | * | * | 0 | 0 | 0 | 0 | .000 | 0 | .000 | 0 | 0-0 | 0 | 0 | 73 |
| 08/30/2021 | Northern Ill. | 2-0 | * | * | 0 | 1 | 1 | 0 | .000 | 0 | .000 | 0 | 0-0 | 0 | 0 | 73 |
| 09/03/2021 | at Kentucky | 0-1 | * | * | 0 | 0 | 0 | 0 | .000 | 0 | .000 | 0 | 0-0 | 0 | 0 | 90 |
| 09/10/2021 | at Boston College | 1-1 | * | * | 0 | 0 | 0 | 0 | .000 | 0 | .000 | 0 | 0-0 | 0 | 0 | 100 |
| 09/14/2021 | Michigan St. | 3-4 | * | | 0 | 0 | 0 | 0 | .000 | 0 | .000 | 0 | 0-0 | 0 | 0 | 24 |
| 09/17/2021 | NC State | 1-0 | * | * | 0 | 0 | 0 | 0 | .000 | 0 | .000 | 0 | 0-0 | 0 | 0 | 90 |
| 09/21/2021 | at Michigan | 3-1 | * | * | 0 | 0 | 0 | 1 | .000 | 0 | .000 | 0 | 0-0 | 0 | 0 | 90 |
| 09/24/2021 | at Virginia Tech | 1-2 | * | * | 0 | 0 | 0 | 1 | .000 | 0 | .000 | 0 | 0-0 | 0 | 0 | 99 |
| 09/28/2021 | Trine | 13-0 | * | | 0 | 0 | 0 | 0 | .000 | 0 | .000 | 0 | 0-0 | 0 | 0 | 45 |
| 10/01/2021 | Virginia | 2-1 | * | * | 0 | 0 | 0 | 0 | .000 | 0 | .000 | 0 | 0-0 | 0 | 0 | 90 |
| 10/05/2021 | Purdue Fort Wayne | 4-0 | * | * | 0 | 1 | 1 | 0 | .000 | 0 | .000 | 0 | 0-0 | 0 | 0 | 90 |
| 10/09/2021 | at Clemson | 2-0 | * | * | 0 | 0 | 0 | 0 | .000 | 0 | .000 | 0 | 0-0 | 0 | 0 | 50 |
| 10/16/2021 | Pittsburgh | 1-0 | * | * | 0 | 0 | 0 | 1 | .000 | 0 | .000 | 0 | 0-0 | 0 | 0 | 105 |
| 10/19/2021 | UIC | 3-0 | * | * | 0 | 0 | 0 | 0 | .000 | 0 | .000 | 0 | 0-0 | 0 | 0 | 90 |
| 10/22/2021 | Duke | 1-1 | * | * | 0 | 0 | 0 | 0 | .000 | 0 | .000 | 0 | 0-0 | 0 | 0 | 110 |
| 10/29/2021 | at North Carolina | 1-3 | * | * | 0 | 0 | 0 | 0 | .000 | 0 | .000 | 0 | 0-0 | 0 | 0 | 79 |
| 11/03/2021 | NC State | 1-0 | * | * | 0 | 0 | 0 | 2 | .000 | 0 | .000 | 0 | 0-0 | 0 | 0 | 90 |
| 11/07/2021 | at Louisville | 0-0 | * | * | 0 | 0 | 0 | 0 | .000 | 0 | .000 | 0 | 0-0 | 0 | 0 | 110 |
| 11/10/2021 | at Pittsburgh | 2-0 | * | * | 0 | 0 | 0 | 1 | .000 | 0 | .000 | 0 | 0-0 | 0 | 0 | 84 |
| 11/14/2021 | vs Duke | 2-0 | * | * | 0 | 0 | 0 | 0 | .000 | 0 | .000 | 0 | 0-0 | 0 | 0 | 90 |
| 11/21/2021 | Villanova | 3-0 | * | * | 1 | 0 | 2 | 2 | .125 | 1 | .125 | 0 | 0-0 | 0 | 0 | 90 |
| 11/28/2021 | Wake Forest | 2-0 | * | * | 0 | 1 | 1 | 0 | .125 | 0 | .125 | 0 | 0-0 | 0 | 0 | 90 |
| Totals | | 50-17 | 22 | 20 | 1 | 3 | 5 | 8 | .125 | 1 | .125 | 0 | 0-0 | 0 | 0 | 1853 |

Player Averages

| Games Played | Shots per game | Assists per game | Goals per game | Points per game |
|--------------|----------------|------------------|----------------|-----------------|
| 22 | 0.36 | 0.14 | 0.05 | 0.23 |

2021 INDIVIDUAL GAME-BY-GAME

#27 LYNN, Jack

| Date | Opponent | SCORE | GP | GS | G | A | PTS | SH | SH% | SOG | SOG% | GW | PK-ATT | YC | RC | MIN |
|---------------|-------------------|--------------|-----------|-----------|----------|----------|-----------|-----------|-------------|-----------|-------------|----------|------------|----------|----------|-------------|
| 08/27/2021 | Indiana | 2-3 | * | * | 1 | 0 | 2 | 2 | .500 | 2 | 1.000 | 0 | 0-0 | 0 | 0 | 66 |
| 08/30/2021 | Northern Ill. | 2-0 | * | * | 0 | 1 | 1 | 6 | .125 | 2 | .500 | 0 | 0-0 | 1 | 0 | 71 |
| 09/10/2021 | at Boston College | 1-1 | * | * | 0 | 0 | 0 | 1 | .111 | 1 | .556 | 0 | 0-0 | 0 | 0 | 72 |
| 09/14/2021 | Michigan St. | 3-4 | * | * | 0 | 1 | 1 | 3 | .083 | 0 | .417 | 0 | 0-0 | 0 | 0 | 83 |
| 09/17/2021 | NC State | 1-0 | * | * | 0 | 0 | 0 | 2 | .071 | 0 | .357 | 0 | 0-0 | 0 | 0 | 81 |
| 09/21/2021 | at Michigan | 3-1 | * | * | 2 | 0 | 4 | 4 | .167 | 2 | .389 | 1 | 0-0 | 0 | 0 | 67 |
| 09/24/2021 | at Virginia Tech | 1-2 | * | * | 0 | 0 | 0 | 2 | .150 | 1 | .400 | 0 | 0-0 | 0 | 0 | 87 |
| 09/28/2021 | Trine | 13-0 | * | * | 1 | 1 | 3 | 5 | .160 | 2 | .400 | 0 | 1-1 | 0 | 0 | 44 |
| 10/01/2021 | Virginia | 2-1 | * | * | 1 | 0 | 2 | 4 | .172 | 4 | .483 | 1 | 0-0 | 0 | 0 | 65 |
| 10/05/2021 | Purdue Fort Wayne | 4-0 | * | * | 1 | 0 | 2 | 2 | .194 | 1 | .484 | 1 | 0-0 | 0 | 0 | 68 |
| 10/09/2021 | at Clemson | 2-0 | * | * | 0 | 0 | 0 | 1 | .188 | 1 | .500 | 0 | 0-0 | 1 | 0 | 64 |
| 10/16/2021 | Pittsburgh | 1-0 | * | * | 0 | 0 | 0 | 6 | .158 | 2 | .474 | 0 | 0-0 | 0 | 0 | 82 |
| 10/19/2021 | UIC | 3-0 | * | * | 1 | 0 | 2 | 5 | .163 | 2 | .465 | 0 | 1-1 | 0 | 0 | 72 |
| 10/22/2021 | Duke | 1-1 | * | * | 0 | 0 | 0 | 3 | .152 | 1 | .457 | 0 | 0-0 | 0 | 0 | 78 |
| 10/29/2021 | at North Carolina | 1-3 | * | * | 0 | 0 | 0 | 0 | .152 | 0 | .457 | 0 | 0-0 | 0 | 0 | 76 |
| 11/03/2021 | NC State | 1-0 | * | * | 0 | 0 | 0 | 4 | .140 | 0 | .420 | 0 | 0-0 | 1 | 0 | 73 |
| 11/07/2021 | at Louisville | 0-0 | * | * | 0 | 0 | 0 | 5 | .127 | 2 | .418 | 0 | 0-0 | 0 | 0 | 95 |
| 11/10/2021 | at Pittsburgh | 2-0 | * | * | 1 | 1 | 3 | 3 | .138 | 2 | .431 | 0 | 0-0 | 0 | 0 | 56 |
| 11/14/2021 | vs Duke | 2-0 | * | * | 0 | 0 | 0 | 3 | .131 | 2 | .443 | 0 | 0-0 | 0 | 0 | 67 |
| 11/21/2021 | Villanova | 3-0 | * | * | 1 | 0 | 2 | 3 | .141 | 1 | .438 | 1 | 0-0 | 0 | 0 | 70 |
| 11/28/2021 | Wake Forest | 2-0 | * | * | 0 | 0 | 0 | 0 | .141 | 0 | .438 | 0 | 0-0 | 0 | 0 | 62 |
| Totals | | 50-16 | 21 | 21 | 9 | 4 | 22 | 64 | .141 | 28 | .438 | 4 | 2-2 | 3 | 0 | 1500 |

Player Averages

| Games Played | Shots per game | Assists per game | Goals per game | Points per game |
|--------------|----------------|------------------|----------------|-----------------|
| 21 | 3.05 | 0.19 | 0.43 | 1.05 |

2021 INDIVIDUAL GAME-BY-GAME

#28 MCCARTNEY, Dawson

| Date | Opponent | SCORE | GP | GS | G | A | PTS | SH | SH% | SOG | SOG% | GW | PK-ATT | YC | RC | MIN |
|---------------|-------------------|--------------|-----------|-----------|----------|----------|-----------|-----------|-------------|-----------|-------------|----------|------------|----------|----------|-------------|
| 08/27/2021 | Indiana | 2-3 | * | * | 1 | 0 | 2 | 4 | .250 | 2 | .500 | 0 | 0-0 | 0 | 0 | 79 |
| 08/30/2021 | Northern Ill. | 2-0 | * | * | 0 | 0 | 0 | 6 | .100 | 1 | .300 | 0 | 0-0 | 0 | 0 | 73 |
| 09/03/2021 | at Kentucky | 0-1 | * | * | 0 | 0 | 0 | 0 | .100 | 0 | .300 | 0 | 0-0 | 0 | 0 | 90 |
| 09/10/2021 | at Boston College | 1-1 | * | * | 0 | 0 | 0 | 0 | .100 | 0 | .300 | 0 | 0-0 | 0 | 0 | 96 |
| 09/14/2021 | Michigan St. | 3-4 | * | * | 0 | 1 | 1 | 1 | .091 | 1 | .364 | 0 | 0-0 | 0 | 0 | 81 |
| 09/17/2021 | NC State | 1-0 | * | * | 1 | 0 | 2 | 2 | .154 | 1 | .385 | 1 | 0-0 | 0 | 0 | 83 |
| 09/21/2021 | at Michigan | 3-1 | * | * | 0 | 0 | 0 | 1 | .143 | 0 | .357 | 0 | 0-0 | 0 | 0 | 74 |
| 09/24/2021 | at Virginia Tech | 1-2 | * | * | 0 | 0 | 0 | 1 | .133 | 0 | .333 | 0 | 0-0 | 0 | 0 | 79 |
| 09/28/2021 | Trine | 13-0 | * | * | 1 | 0 | 2 | 2 | .176 | 1 | .353 | 1 | 0-0 | 0 | 0 | 37 |
| 10/01/2021 | Virginia | 2-1 | * | * | 0 | 1 | 1 | 0 | .176 | 0 | .353 | 0 | 0-0 | 1 | 0 | 72 |
| 10/05/2021 | Purdue Fort Wayne | 4-0 | * | * | 0 | 1 | 1 | 3 | .150 | 1 | .350 | 0 | 0-0 | 0 | 0 | 67 |
| 10/09/2021 | at Clemson | 2-0 | * | * | 0 | 0 | 0 | 2 | .136 | 0 | .318 | 0 | 0-0 | 0 | 0 | 75 |
| 10/16/2021 | Pittsburgh | 1-0 | * | * | 1 | 0 | 2 | 1 | .174 | 1 | .348 | 1 | 0-0 | 0 | 0 | 88 |
| 10/19/2021 | UIC | 3-0 | * | * | 0 | 2 | 2 | 2 | .160 | 1 | .360 | 0 | 0-0 | 0 | 0 | 79 |
| 10/22/2021 | Duke | 1-1 | * | * | 0 | 0 | 0 | 3 | .143 | 2 | .393 | 0 | 0-0 | 0 | 0 | 85 |
| 10/29/2021 | at North Carolina | 1-3 | * | * | 0 | 0 | 0 | 0 | .143 | 0 | .393 | 0 | 0-0 | 0 | 0 | 79 |
| 11/03/2021 | NC State | 1-0 | * | * | 1 | 0 | 2 | 2 | .167 | 1 | .400 | 1 | 1-1 | 0 | 0 | 84 |
| 11/07/2021 | at Louisville | 0-0 | * | * | 0 | 0 | 0 | 2 | .156 | 1 | .406 | 0 | 0-0 | 0 | 0 | 105 |
| 11/10/2021 | at Pittsburgh | 2-0 | * | * | 0 | 0 | 0 | 0 | .156 | 0 | .406 | 0 | 0-0 | 1 | 0 | 83 |
| 11/14/2021 | vs Duke | 2-0 | * | * | 2 | 0 | 4 | 4 | .194 | 4 | .472 | 1 | 0-0 | 0 | 0 | 82 |
| 11/21/2021 | Villanova | 3-0 | * | * | 0 | 0 | 0 | 2 | .184 | 0 | .447 | 0 | 0-0 | 0 | 0 | 90 |
| 11/28/2021 | Wake Forest | 2-0 | * | * | 0 | 0 | 0 | 4 | .167 | 1 | .429 | 0 | 0-0 | 0 | 0 | 83 |
| Totals | | 50-17 | 22 | 22 | 7 | 5 | 19 | 42 | .167 | 18 | .429 | 5 | 1-1 | 2 | 0 | 1766 |

Player Averages

| Games Played | Shots per game | Assists per game | Goals per game | Points per game |
|--------------|----------------|------------------|----------------|-----------------|
| 22 | 1.91 | 0.23 | 0.32 | 0.86 |

2021 INDIVIDUAL GAME-BY-GAME

#29 OMAR, Mohamed

| Date | Opponent | SCORE | GP | GS | G | A | PTS | SH | SH% | SOG | SOG% | GW | PK-ATT | YC | RC | MIN |
|---------------|-------------------|--------------|-----------|-----------|----------|----------|----------|-----------|-------------|----------|-------------|----------|------------|----------|----------|-------------|
| 08/27/2021 | Indiana | 2-3 | * | * | 0 | 0 | 0 | 1 | .000 | 1 | 1.000 | 0 | 0-0 | 0 | 0 | 83 |
| 08/30/2021 | Northern Ill. | 2-0 | * | * | 0 | 0 | 0 | 0 | .000 | 0 | 1.000 | 0 | 0-0 | 0 | 0 | 23 |
| 09/03/2021 | at Kentucky | 0-1 | * | * | 0 | 0 | 0 | 2 | .000 | 0 | .333 | 0 | 0-0 | 1 | 0 | 80 |
| 09/10/2021 | at Boston College | 1-1 | * | * | 0 | 0 | 0 | 1 | .000 | 1 | .500 | 0 | 0-0 | 0 | 0 | 110 |
| 09/14/2021 | Michigan St. | 3-4 | * | * | 0 | 0 | 0 | 0 | .000 | 0 | .500 | 0 | 0-0 | 1 | 0 | 83 |
| 09/17/2021 | NC State | 1-0 | * | * | 0 | 0 | 0 | 1 | .000 | 0 | .400 | 0 | 0-0 | 0 | 0 | 77 |
| 09/21/2021 | at Michigan | 3-1 | * | * | 1 | 0 | 2 | 2 | .143 | 1 | .429 | 0 | 0-0 | 0 | 0 | 80 |
| 09/24/2021 | at Virginia Tech | 1-2 | * | * | 0 | 0 | 0 | 0 | .143 | 0 | .429 | 0 | 0-0 | 1 | 0 | 89 |
| 09/28/2021 | Trine | 13-0 | * | * | 0 | 0 | 0 | 1 | .125 | 0 | .375 | 0 | 0-0 | 0 | 0 | 37 |
| 10/01/2021 | Virginia | 2-1 | * | * | 1 | 0 | 2 | 1 | .222 | 1 | .444 | 0 | 0-0 | 0 | 0 | 60 |
| 10/05/2021 | Purdue Fort Wayne | 4-0 | * | * | 1 | 0 | 2 | 2 | .273 | 1 | .455 | 0 | 0-0 | 0 | 0 | 69 |
| 10/09/2021 | at Clemson | 2-0 | * | * | 0 | 1 | 1 | 0 | .273 | 0 | .455 | 0 | 0-0 | 1 | 0 | 70 |
| 10/16/2021 | Pittsburgh | 1-0 | * | * | 0 | 0 | 0 | 1 | .250 | 0 | .417 | 0 | 0-0 | 1 | 0 | 73 |
| 10/22/2021 | Duke | 1-1 | * | * | 0 | 0 | 0 | 0 | .250 | 0 | .417 | 0 | 0-0 | 0 | 0 | 89 |
| 10/29/2021 | at North Carolina | 1-3 | * | * | 0 | 0 | 0 | 0 | .250 | 0 | .417 | 0 | 0-0 | 0 | 0 | 74 |
| 11/03/2021 | NC State | 1-0 | * | * | 0 | 0 | 0 | 2 | .214 | 2 | .500 | 0 | 0-0 | 0 | 0 | 76 |
| 11/07/2021 | at Louisville | 0-0 | * | * | 0 | 0 | 0 | 0 | .214 | 0 | .500 | 0 | 0-0 | 0 | 0 | 85 |
| 11/10/2021 | at Pittsburgh | 2-0 | * | * | 0 | 0 | 0 | 1 | .200 | 0 | .467 | 0 | 0-0 | 0 | 0 | 71 |
| 11/14/2021 | vs Duke | 2-0 | * | * | 0 | 0 | 0 | 1 | .188 | 1 | .500 | 0 | 0-0 | 0 | 0 | 75 |
| 11/21/2021 | Villanova | 3-0 | * | * | 0 | 0 | 0 | 0 | .188 | 0 | .500 | 0 | 0-0 | 0 | 0 | 76 |
| 11/28/2021 | Wake Forest | 2-0 | * | * | 1 | 0 | 2 | 2 | .222 | 1 | .500 | 1 | 0-0 | 1 | 0 | 69 |
| Totals | | 47-17 | 21 | 21 | 4 | 1 | 9 | 18 | .222 | 9 | .500 | 1 | 0-0 | 6 | 0 | 1549 |

Player Averages

| Games Played | Shots per game | Assists per game | Goals per game | Points per game |
|--------------|----------------|------------------|----------------|-----------------|
| 21 | 0.86 | 0.05 | 0.19 | 0.43 |

2021 INDIVIDUAL GAME-BY-GAME

#31 DOWD, Bryan

| Date | Opponent | SCORE | GP | GS | G | A | PTS | SH | SH% | SOG | SOG% | GW | PK-ATT | YC | RC | MIN |
|---------------|-------------------|--------------|-----------|-----------|----------|----------|----------|----------|-------------|----------|-------------|----------|------------|----------|----------|-------------|
| 08/27/2021 | Indiana | 2-3 | * | * | 0 | 0 | 0 | 0 | .000 | 0 | .000 | 0 | 0-0 | 0 | 0 | 92 |
| 08/30/2021 | Northern Ill. | 2-0 | * | * | 0 | 0 | 0 | 0 | .000 | 0 | .000 | 0 | 0-0 | 0 | 0 | 90 |
| 09/03/2021 | at Kentucky | 0-1 | * | * | 0 | 0 | 0 | 0 | .000 | 0 | .000 | 0 | 0-0 | 0 | 0 | 90 |
| 09/10/2021 | at Boston College | 1-1 | * | * | 0 | 0 | 0 | 0 | .000 | 0 | .000 | 0 | 0-0 | 0 | 0 | 110 |
| 09/14/2021 | Michigan St. | 3-4 | * | * | 0 | 0 | 0 | 0 | .000 | 0 | .000 | 0 | 0-0 | 0 | 0 | 90 |
| 09/17/2021 | NC State | 1-0 | * | * | 0 | 0 | 0 | 0 | .000 | 0 | .000 | 0 | 0-0 | 0 | 0 | 90 |
| 09/21/2021 | at Michigan | 3-1 | * | * | 0 | 0 | 0 | 0 | .000 | 0 | .000 | 0 | 0-0 | 0 | 0 | 90 |
| 09/24/2021 | at Virginia Tech | 1-2 | * | * | 0 | 0 | 0 | 0 | .000 | 0 | .000 | 0 | 0-0 | 0 | 0 | 99 |
| 10/01/2021 | Virginia | 2-1 | * | * | 0 | 0 | 0 | 0 | .000 | 0 | .000 | 0 | 0-0 | 0 | 0 | 90 |
| 10/09/2021 | at Clemson | 2-0 | * | * | 0 | 0 | 0 | 0 | .000 | 0 | .000 | 0 | 0-0 | 0 | 0 | 90 |
| 10/16/2021 | Pittsburgh | 1-0 | * | * | 0 | 0 | 0 | 0 | .000 | 0 | .000 | 0 | 0-0 | 0 | 0 | 105 |
| 10/22/2021 | Duke | 1-1 | * | * | 0 | 0 | 0 | 0 | .000 | 0 | .000 | 0 | 0-0 | 0 | 0 | 110 |
| 10/29/2021 | at North Carolina | 1-3 | * | * | 0 | 0 | 0 | 0 | .000 | 0 | .000 | 0 | 0-0 | 0 | 0 | 90 |
| 11/03/2021 | NC State | 1-0 | * | * | 0 | 0 | 0 | 0 | .000 | 0 | .000 | 0 | 0-0 | 0 | 0 | 90 |
| 11/07/2021 | at Louisville | 0-0 | * | * | 0 | 0 | 0 | 0 | .000 | 0 | .000 | 0 | 0-0 | 0 | 0 | 110 |
| 11/10/2021 | at Pittsburgh | 2-0 | * | * | 0 | 0 | 0 | 0 | .000 | 0 | .000 | 0 | 0-0 | 0 | 0 | 90 |
| 11/14/2021 | vs Duke | 2-0 | * | * | 0 | 0 | 0 | 0 | .000 | 0 | .000 | 0 | 0-0 | 0 | 0 | 90 |
| 11/21/2021 | Villanova | 3-0 | * | * | 0 | 0 | 0 | 0 | .000 | 0 | .000 | 0 | 0-0 | 0 | 0 | 90 |
| 11/28/2021 | Wake Forest | 2-0 | * | * | 0 | 0 | 0 | 0 | .000 | 0 | .000 | 0 | 0-0 | 0 | 0 | 90 |
| Totals | | 30-17 | 19 | 19 | 0 | 0 | 0 | 0 | .000 | 0 | .000 | 0 | 0-0 | 0 | 0 | 1796 |

Player Averages

| Games Played | Shots per game | Assists per game | Goals per game | Points per game |
|--------------|----------------|------------------|----------------|-----------------|
| 19 | 0.00 | 0.00 | 0.00 | 0.00 |

2021 INDIVIDUAL GAME-BY-GAME

| Date | Opponent | SCORE | GP | GS | Minutes | GA | GAAVG | Saves | Save% | W | L | T | SHO/CBO |
|---------------|-------------------|-------|-----------|-----------|----------------|-----------|-------------|-----------|-------------|-----------|----------|----------|-------------|
| 08/27/2021 | Indiana | 2-3 | * | * | 91:38 | 3 | 2.95 | 1 | .250 | 0 | 1 | 0 | 0/0 |
| 08/30/2021 | Northern Ill. | 2-0 | * | * | 90:00 | 0 | 0.00 | 5 | 1.000 | 1 | 1 | 0 | 1/0 |
| 09/03/2021 | at Kentucky | 0-1 | * | * | 90:00 | 1 | 1.00 | 4 | .800 | 1 | 2 | 0 | 0/0 |
| 09/10/2021 | at Boston College | 1-1 | * | * | 110:00 | 1 | 0.82 | 2 | .667 | 1 | 2 | 1 | 0/0 |
| 09/14/2021 | Michigan St. | 3-4 | * | * | 90:00 | 4 | 4.00 | 1 | .200 | 1 | 3 | 1 | 0/0 |
| 09/17/2021 | NC State | 1-0 | * | * | 90:00 | 0 | 0.00 | 1 | 1.000 | 2 | 3 | 1 | 1/0 |
| 09/21/2021 | at Michigan | 3-1 | * | * | 90:00 | 1 | 1.00 | 2 | .667 | 3 | 3 | 1 | 0/0 |
| 09/24/2021 | at Virginia Tech | 1-2 | * | * | 98:50 | 2 | 1.82 | 2 | .500 | 3 | 4 | 1 | 0/0 |
| 10/01/2021 | Virginia | 2-1 | * | * | 90:00 | 1 | 1.00 | 0 | .000 | 4 | 4 | 1 | 0/0 |
| 10/09/2021 | at Clemson | 2-0 | * | * | 90:00 | 0 | 0.00 | 2 | 1.000 | 5 | 4 | 1 | 1/0 |
| 10/16/2021 | Pittsburgh | 1-0 | * | * | 105:07 | 0 | 0.00 | 1 | 1.000 | 6 | 4 | 1 | 1/0 |
| 10/22/2021 | Duke | 1-1 | * | * | 110:00 | 1 | 0.82 | 2 | .667 | 6 | 4 | 2 | 0/0 |
| 10/29/2021 | at North Carolina | 1-3 | * | * | 90:00 | 3 | 3.00 | 4 | .571 | 6 | 5 | 2 | 0/0 |
| 11/03/2021 | NC State | 1-0 | * | * | 90:00 | 0 | 0.00 | 3 | 1.000 | 7 | 5 | 2 | 1/0 |
| 11/07/2021 | at Louisville | 0-0 | * | * | 110:00 | 0 | 0.00 | 1 | 1.000 | 7 | 5 | 3 | 1/0 |
| 11/10/2021 | at Pittsburgh | 2-0 | * | * | 90:00 | 0 | 0.00 | 3 | 1.000 | 8 | 5 | 3 | 1/0 |
| 11/14/2021 | vs Duke | 2-0 | * | * | 90:00 | 0 | 0.00 | 1 | 1.000 | 9 | 5 | 3 | 1/0 |
| 11/21/2021 | Villanova | 3-0 | * | * | 90:00 | 0 | 0.00 | 3 | 1.000 | 10 | 5 | 3 | 1/0 |
| 11/28/2021 | Wake Forest | 2-0 | * | * | 90:00 | 0 | 0.00 | 1 | 1.000 | 11 | 5 | 3 | 1/0 |
| Totals | | | 19 | 19 | 1795:35 | 17 | 0.85 | 39 | .696 | 11 | 5 | 3 | 10/0 |

2021 INDIVIDUAL GAME-BY-GAME

#20 OHAR, Mohamed

| Date | Opponent | SCORE | GP | GS | G | A | PTS | SH | SH% | SOG | SOG% | GW | PK-ATT | YC | RC | MIN |
|---------------|-------------------|--------------|-----------|-----------|----------|----------|----------|-----------|-------------|----------|-------------|----------|------------|----------|----------|-------------|
| 08/27/2021 | Indiana | 2-3 | * | * | 0 | 0 | 0 | 1 | .000 | 1 | 1.000 | 0 | 0-0 | 0 | 0 | 83 |
| 08/30/2021 | Northern Ill. | 2-0 | * | * | 0 | 0 | 0 | 0 | .000 | 0 | 1.000 | 0 | 0-0 | 0 | 0 | 23 |
| 09/03/2021 | at Kentucky | 0-1 | * | * | 0 | 0 | 0 | 2 | .000 | 0 | .333 | 0 | 0-0 | 1 | 0 | 80 |
| 09/10/2021 | at Boston College | 1-1 | * | * | 0 | 0 | 0 | 1 | .000 | 1 | .500 | 0 | 0-0 | 0 | 0 | 110 |
| 09/14/2021 | Michigan St. | 3-4 | * | * | 0 | 0 | 0 | 0 | .000 | 0 | .500 | 0 | 0-0 | 1 | 0 | 83 |
| 09/17/2021 | NC State | 1-0 | * | * | 0 | 0 | 0 | 1 | .000 | 0 | .400 | 0 | 0-0 | 0 | 0 | 77 |
| 09/21/2021 | at Michigan | 3-1 | * | * | 1 | 0 | 2 | 2 | .143 | 1 | .429 | 0 | 0-0 | 0 | 0 | 80 |
| 09/24/2021 | at Virginia Tech | 1-2 | * | * | 0 | 0 | 0 | 0 | .143 | 0 | .429 | 0 | 0-0 | 1 | 0 | 89 |
| 09/28/2021 | Trine | 13-0 | * | * | 0 | 0 | 0 | 1 | .125 | 0 | .375 | 0 | 0-0 | 0 | 0 | 37 |
| 10/01/2021 | Virginia | 2-1 | * | * | 1 | 0 | 2 | 1 | .222 | 1 | .444 | 0 | 0-0 | 0 | 0 | 60 |
| 10/05/2021 | Purdue Fort Wayne | 4-0 | * | * | 1 | 0 | 2 | 2 | .273 | 1 | .455 | 0 | 0-0 | 0 | 0 | 69 |
| 10/09/2021 | at Clemson | 2-0 | * | * | 0 | 1 | 1 | 0 | .273 | 0 | .455 | 0 | 0-0 | 1 | 0 | 70 |
| 10/16/2021 | Pittsburgh | 1-0 | * | * | 0 | 0 | 0 | 1 | .250 | 0 | .417 | 0 | 0-0 | 1 | 0 | 73 |
| 10/22/2021 | Duke | 1-1 | * | * | 0 | 0 | 0 | 0 | .250 | 0 | .417 | 0 | 0-0 | 0 | 0 | 89 |
| 10/29/2021 | at North Carolina | 1-3 | * | * | 0 | 0 | 0 | 0 | .250 | 0 | .417 | 0 | 0-0 | 0 | 0 | 74 |
| 11/03/2021 | NC State | 1-0 | * | * | 0 | 0 | 0 | 2 | .214 | 2 | .500 | 0 | 0-0 | 0 | 0 | 76 |
| 11/07/2021 | at Louisville | 0-0 | * | * | 0 | 0 | 0 | 0 | .214 | 0 | .500 | 0 | 0-0 | 0 | 0 | 85 |
| 11/10/2021 | at Pittsburgh | 2-0 | * | * | 0 | 0 | 0 | 1 | .200 | 0 | .467 | 0 | 0-0 | 0 | 0 | 71 |
| 11/14/2021 | vs Duke | 2-0 | * | * | 0 | 0 | 0 | 1 | .188 | 1 | .500 | 0 | 0-0 | 0 | 0 | 75 |
| 11/21/2021 | Villanova | 3-0 | * | * | 0 | 0 | 0 | 0 | .188 | 0 | .500 | 0 | 0-0 | 0 | 0 | 76 |
| Totals | | 45-17 | 20 | 20 | 3 | 1 | 7 | 16 | .188 | 8 | .500 | 0 | 0-0 | 5 | 0 | 1479 |

Player Averages

| Games Played | Shots per game | Assists per game | Goals per game | Points per game |
|--------------|----------------|------------------|----------------|-----------------|
| 20 | 0.80 | 0.05 | 0.15 | 0.35 |

2021 INDIVIDUAL GAME-BY-GAME

#31 DOWD, Bryan


| Date | Opponent | SCORE | GP | GS | G | A | PTS | SH | SH% | SOG | SOG% | GW | PK-ATT | YC | RC | MIN |
|---------------|-------------------|--------------|-----------|-----------|----------|----------|----------|----------|-------------|----------|-------------|----------|------------|----------|----------|-------------|
| 08/27/2021 | Indiana | 2-3 | * | * | 0 | 0 | 0 | 0 | .000 | 0 | .000 | 0 | 0-0 | 0 | 0 | 92 |
| 08/30/2021 | Northern Ill. | 2-0 | * | * | 0 | 0 | 0 | 0 | .000 | 0 | .000 | 0 | 0-0 | 0 | 0 | 90 |
| 09/03/2021 | at Kentucky | 0-1 | * | * | 0 | 0 | 0 | 0 | .000 | 0 | .000 | 0 | 0-0 | 0 | 0 | 90 |
| 09/10/2021 | at Boston College | 1-1 | * | * | 0 | 0 | 0 | 0 | .000 | 0 | .000 | 0 | 0-0 | 0 | 0 | 110 |
| 09/14/2021 | Michigan St. | 3-4 | * | * | 0 | 0 | 0 | 0 | .000 | 0 | .000 | 0 | 0-0 | 0 | 0 | 90 |
| 09/17/2021 | NC State | 1-0 | * | * | 0 | 0 | 0 | 0 | .000 | 0 | .000 | 0 | 0-0 | 0 | 0 | 90 |
| 09/21/2021 | at Michigan | 3-1 | * | * | 0 | 0 | 0 | 0 | .000 | 0 | .000 | 0 | 0-0 | 0 | 0 | 90 |
| 09/24/2021 | at Virginia Tech | 1-2 | * | * | 0 | 0 | 0 | 0 | .000 | 0 | .000 | 0 | 0-0 | 0 | 0 | 99 |
| 10/01/2021 | Virginia | 2-1 | * | * | 0 | 0 | 0 | 0 | .000 | 0 | .000 | 0 | 0-0 | 0 | 0 | 90 |
| 10/09/2021 | at Clemson | 2-0 | * | * | 0 | 0 | 0 | 0 | .000 | 0 | .000 | 0 | 0-0 | 0 | 0 | 90 |
| 10/16/2021 | Pittsburgh | 1-0 | * | * | 0 | 0 | 0 | 0 | .000 | 0 | .000 | 0 | 0-0 | 0 | 0 | 105 |
| 10/22/2021 | Duke | 1-1 | * | * | 0 | 0 | 0 | 0 | .000 | 0 | .000 | 0 | 0-0 | 0 | 0 | 110 |
| 10/29/2021 | at North Carolina | 1-3 | * | * | 0 | 0 | 0 | 0 | .000 | 0 | .000 | 0 | 0-0 | 0 | 0 | 90 |
| 11/03/2021 | NC State | 1-0 | * | * | 0 | 0 | 0 | 0 | .000 | 0 | .000 | 0 | 0-0 | 0 | 0 | 90 |
| 11/07/2021 | at Louisville | 0-0 | * | * | 0 | 0 | 0 | 0 | .000 | 0 | .000 | 0 | 0-0 | 0 | 0 | 110 |
| 11/10/2021 | at Pittsburgh | 2-0 | * | * | 0 | 0 | 0 | 0 | .000 | 0 | .000 | 0 | 0-0 | 0 | 0 | 90 |
| 11/14/2021 | vs Duke | 2-0 | * | * | 0 | 0 | 0 | 0 | .000 | 0 | .000 | 0 | 0-0 | 0 | 0 | 90 |
| 11/21/2021 | Villanova | 3-0 | * | * | 0 | 0 | 0 | 0 | .000 | 0 | .000 | 0 | 0-0 | 0 | 0 | 90 |
| Totals | | 28-17 | 18 | 18 | 0 | 0 | 0 | 0 | .000 | 0 | .000 | 0 | 0-0 | 0 | 0 | 1706 |

Player Averages

| Games Played | Shots per game | Assists per game | Goals per game | Points per game |
|--------------|----------------|------------------|----------------|-----------------|
| 18 | 0.00 | 0.00 | 0.00 | 0.00 |

| Date | Opponent | SCORE | GP | GS | Minutes | GA | GA AVG | Saves | Save% | W | L | T | SHO/CBO |
|------------|-------------------|-------|----|----|---------|----|--------|-------|-------|----|---|---|---------|
| 08/27/2021 | Indiana | 2-3 | * | * | 91:38 | 3 | 2.95 | 1 | .250 | 0 | 1 | 0 | 0/0 |
| 08/30/2021 | Northern Ill. | 2-0 | * | * | 90:00 | 0 | 0.00 | 5 | 1.000 | 1 | 1 | 0 | 1/0 |
| 09/03/2021 | at Kentucky | 0-1 | * | * | 90:00 | 1 | 1.00 | 4 | .800 | 1 | 2 | 0 | 0/0 |
| 09/10/2021 | at Boston College | 1-1 | * | * | 110:00 | 1 | 0.82 | 2 | .667 | 1 | 2 | 1 | 0/0 |
| 09/14/2021 | Michigan St. | 3-4 | * | * | 90:00 | 4 | 4.00 | 1 | .200 | 1 | 3 | 1 | 0/0 |
| 09/17/2021 | NC State | 1-0 | * | * | 90:00 | 0 | 0.00 | 1 | 1.000 | 2 | 3 | 1 | 1/0 |
| 09/21/2021 | at Michigan | 3-1 | * | * | 90:00 | 1 | 1.00 | 2 | .667 | 3 | 3 | 1 | 0/0 |
| 09/24/2021 | at Virginia Tech | 1-2 | * | * | 98:50 | 2 | 1.82 | 2 | .500 | 3 | 4 | 1 | 0/0 |
| 10/01/2021 | Virginia | 2-1 | * | * | 90:00 | 1 | 1.00 | 0 | .000 | 4 | 4 | 1 | 0/0 |
| 10/09/2021 | at Clemson | 2-0 | * | * | 90:00 | 0 | 0.00 | 2 | 1.000 | 5 | 4 | 1 | 1/0 |
| 10/16/2021 | Pittsburgh | 1-0 | * | * | 105:07 | 0 | 0.00 | 1 | 1.000 | 6 | 4 | 1 | 1/0 |
| 10/22/2021 | Duke | 1-1 | * | * | 110:00 | 1 | 0.82 | 2 | .667 | 6 | 4 | 2 | 0/0 |
| 10/29/2021 | at North Carolina | 1-3 | * | * | 90:00 | 3 | 3.00 | 4 | .571 | 6 | 5 | 2 | 0/0 |
| 11/03/2021 | NC State | 1-0 | * | * | 90:00 | 0 | 0.00 | 3 | 1.000 | 7 | 5 | 2 | 1/0 |
| 11/07/2021 | at Louisville | 0-0 | * | * | 110:00 | 0 | 0.00 | 1 | 1.000 | 7 | 5 | 3 | 1/0 |
| 11/10/2021 | at Pittsburgh | 2-0 | * | * | 90:00 | 0 | 0.00 | 3 | 1.000 | 8 | 5 | 3 | 1/0 |
| 11/14/2021 | vs Duke | 2-0 | * | * | 90:00 | 0 | 0.00 | 1 | 1.000 | 9 | 5 | 3 | 1/0 |
| 11/21/2021 | Villanova | 3-0 | * | * | 90:00 | 0 | 0.00 | 3 | 1.000 | 10 | 5 | 3 | 1/0 |


2021 NOTRE DAME MEN'S SOCCER BROADCAST ROSTER




#0 Thomas Deslongchamps
Jr. • GK • Whitefish Bay, Wisconsin



#2 Philip Quinton
Sr. • D • Portland, Oregon



#3 Reese Mayer
Jr. • D • Baltimore, Maryland



#4 Aaron Hill
Jr. • D • Albuquerque, New Mexico



#5 Bryce Boneau
Fr. • M • Keller, Texas




#6 Michael Pellegrino
Jr. • M • Wrenonah, New Jersey



#7 Ethan O'Brien
Jr. • M • Bellevue, Washington



#8 Matthew Radivojsa
So. • M • Oakville, Ontario



#9 Tyler Shea
Sr. • F • Dallas, Texas



#10 Matthew McLaughlin
So. • M • Broadview Heights, Ohio



#11 Daniel Russo
So. • F • Jackson, New Jersey



#12 Bryan Silver
Sr. • M • Herndon, Virginia



#13 Cleveland Sellers IV
Fr. • D • Charlotte, NC



#14 Michael Lynch
GS • M • Cocoa Beach, Florida



#15 Paddy Burns
So. • D • Crumlin, Northern Ireland



#16 Eno Nto
Fr. • F • Derby, England




#17 Mateo Acosta
Fr. • D • Skokie, Illinois




#18 Josh Ramsey
Fr. • D • Plano, Texas



#19 Michael Rossi
Fr. • F • Flen Ellyn, Illinois



#21 Matthew Rouu
Fr. • F • Germantown, Wisconsin



#22 PJ Bujouves
Jr. • M • Toronto, Ontario



#23 Alex Salvino
So. • F • Western Springs, Illinois



#24 Kyle Genenbacher
Fr. • D • Farmington, Missouri



#26 Ben Giacobello
Sr. • F/M/D • Glenview, Illinois



#27 Jack Lynn
Sr. • F • St. Louis, Missouri




#28 Dawson McCartney
GS • F • Voorhees, New Jersey



#29 Mohamed Omar
Sr. • M • Toronto, Ontario




#30 Liam Egan
Fr. • GK • Louisville, Kentucky



#31 Bryan Dowd
So. • GK • Willow Springs, Illinois



Chad Riley
Head Coach



Mike Graczyk
Assistant Coach



Jeff Rowland
Assistant Coach



Jamison Edwards
Volunteer Assistant Coach