



CRIMSON TIDE

BASKETBALL

22 NCAA Appearances » 15 Combined SEC Titles » 2nd in SEC History in Total League Wins » 2nd in SEC History in Winning Percentage

A

GAME 33



R

No. 6 ALABAMA VS

No. 11 NOTRE DAME -or- No. 11 RUTGERS

MARCH 18, 2022 / 3:15 P.M. CT / SAN DIEGO, CALIF.
2022 NCAA TOURNAMENT / VIEJAS ARENA (11,624)

TV: TNT

Play-By-Play: Lisa Byington, Analysts: Steve Smith & Avery Johnson,
Courtside: Lauren Shehadi

RADIO: CRIMSON TIDE SPORTS NETWORK

Play-By-Play: Chris Stewart, Analyst: Bryan Passink, Engineer: Tom Stipe
Westwood One: Play-By-Play: Dave Pasch, Analyst: PJ Carlesimo

CRIMSON TIDE

2021-22 Record	19-13
2021-22 SEC Record	9-9
Leading Scorer	Jaden Shackelford (16.7)
Leading Rebounder	Keon Ellis (6.0)
Leader in Assists	Jahvon Quinerly (4.3)
Leader in Steals	Keon Ellis (1.9)
Leader in Blocks	Charles Bediako (1.6)
Head Coach	Nate Oats
Record at Alabama (Years)	61-35 (3rd)
Career Record (Years)	157-78 (7th)

IRISH

2021-22 Record	22-10
2021-22 SEC Record	15-5
Head Coach	Mike Brey
Record at Notre Dame (Years)	470-258 (22nd)
Career Record (Years)	569-310 (27th)

SCARLET KNIGHTS

2021-22 Record	18-13
2021-22 Big Ten Record	12-8
Head Coach	Steve Pikiell
Record at Rutgers (Years)	98-89 (6th)
Career Record (Years)	290-246 (17th)

NUGGETS YOU NEED TO KNOW

- The Alabama men's basketball team is the No. 6 seed in the West Region of the 2022 NCAA Tournament and will face the First Four winner between No. 11 seeds Notre Dame and Rutgers in the second round. The teams will play inside Viejas Arena Friday afternoon at 1:15 p.m. PT (3:15 p.m. CT) on TNT.
- This marks the second consecutive season the Crimson Tide has earned a spot in the NCAA Tournament, the first time in 15 years that Alabama has achieved the feat (2005, 2006).
- After earning a No. 2 seed in the 2021 NCAA Tournament, it is the first time in 30 years that Alabama has garnered a No. 6 seed or better in back-to-back years. The last time it occurred came in 1991 (No. 4) and 1992 (No. 5).
- The tournament is the 22nd in Alabama's program history, with the Tide owning an overall NCAA Tournament record of 21-21 (.500). Last season, UA earned the No. 2 seed and reached the Sweet 16 for the eighth time in program history.
- The Tide's schedule ranks No. 1 in the nation in every major rating system. In fact, of Alabama's 32 games played on the season, 16 were played against NCAA Tournament foes (13 teams), with UA owning a record of 9-7 in those contests.

WHAT'S INSIDE

• Player Roster/Stats	2	• 2021-22 Season Box Scores	30-37
• NCAA Bracket	3	• 2021-22 Season Stats	38-52
• Last Time Out/Tale of the Tape	4-5	• NCAA Tournament Records/Box Scores	53-60
• Team Notes	5-13	• Radio/TV Chart	61
• 2022 Signing Class/Nate Oats/Last Time	14-16	• Clippings Available Upon Request	
• Player Bios	17-29		

2021-22 SCHEDULE

OPPONENT	TV	TIME (CT)
OCTOBER		
24 LOUISIANA (EXH)		W, 73-68
NOVEMBER		
9 LOUISIANA TECH	SEC Network	W, 93-64
12 SOUTH DAKOTA STATE	SECN+	W, 104-88
16 SOUTH ALABAMA	SECN+	W, 73-68
19 OAKLAND	SECN+	W, 86-59
25 vs. Iona ¹	ESPN2	L, 68-72
26 vs. Drake ¹	ESPNU	W, 80-71
28 vs. Miami ¹	ESPNU	W, 96-64
DECEMBER		
4 vs. ^{3/3} Gonzaga ²	ESPN2	W, 91-82
11 ^{14/13} HOUSTON	ESPN2	W, 83-82
14 at Memphis	ESPN	L, 78-92
18 JACKSONVILLE ST	SEC Network	W, 65-59
21 vs. Davidson ³	SECN+	L, 78-79
29 ^{14/15} TENNESSEE*	ESPN2	W, 73-68
JANUARY		
5 at Florida*	ESPN2	W, 83-70
8 at Missouri*	SEC Network	L, 86-92
11 ^{4/4} AUBURN*	ESPN	L, 77-81
15 at Mississippi State*	SEC Network	L, 76-78
19 ^{13/16} LSU*	ESPN2	W, 70-67
22 MISSOURI*	SEC Network	W, 86-76
25 at Georgia*	SEC Network	L, 76-82
29 ^{4/4} BAYLOR ³	ESPN	W, 87-78
FEBRUARY		
1 at ^{1/1} Auburn*	ESPN	L, 81-100
5 ^{5/7} KENTUCKY*	ESPN	L, 55-66
9 at Ole Miss*	SEC Network	W, 97-83
12 ARKANSAS*	SEC Network	W, 68-67
16 MISSISSIPPI STATE*	ESPN2	W, 80-75
19 at ^{4/3} Kentucky*	CBS	L, 81-90
22 at Vanderbilt*	SEC Network	W, 74-72
26 SOUTH CAROLINA	SEC Network	W, 90-71
MARCH		
2 TEXAS A&M*	SEC Network	L, 71-87
5 at LSU*	CBS	L, 77-80/ot
10 vs. Vanderbilt ⁵	SEC Network	L, 76-82
18 vs. Notre Dame/Rutgers ⁶	TNT	3:15 p.m.

- 1 ESPN Events Invitational (Orlando)
- 2 Battle in Seattle (Seattle, Wash.)
- 3 C.M. Newton Classic (Birmingham, Ala.)
- 4 Big 12/SEC Challenge
- 5 SEC Tournament (Tampa, Fla.)
- 6 NCAA Tournament (San Diego, Calif.)

* Southeastern Conference game
BOLD indicates home game

Follow us: Twitter, Instagram and Facebook at @AlabamaMBB



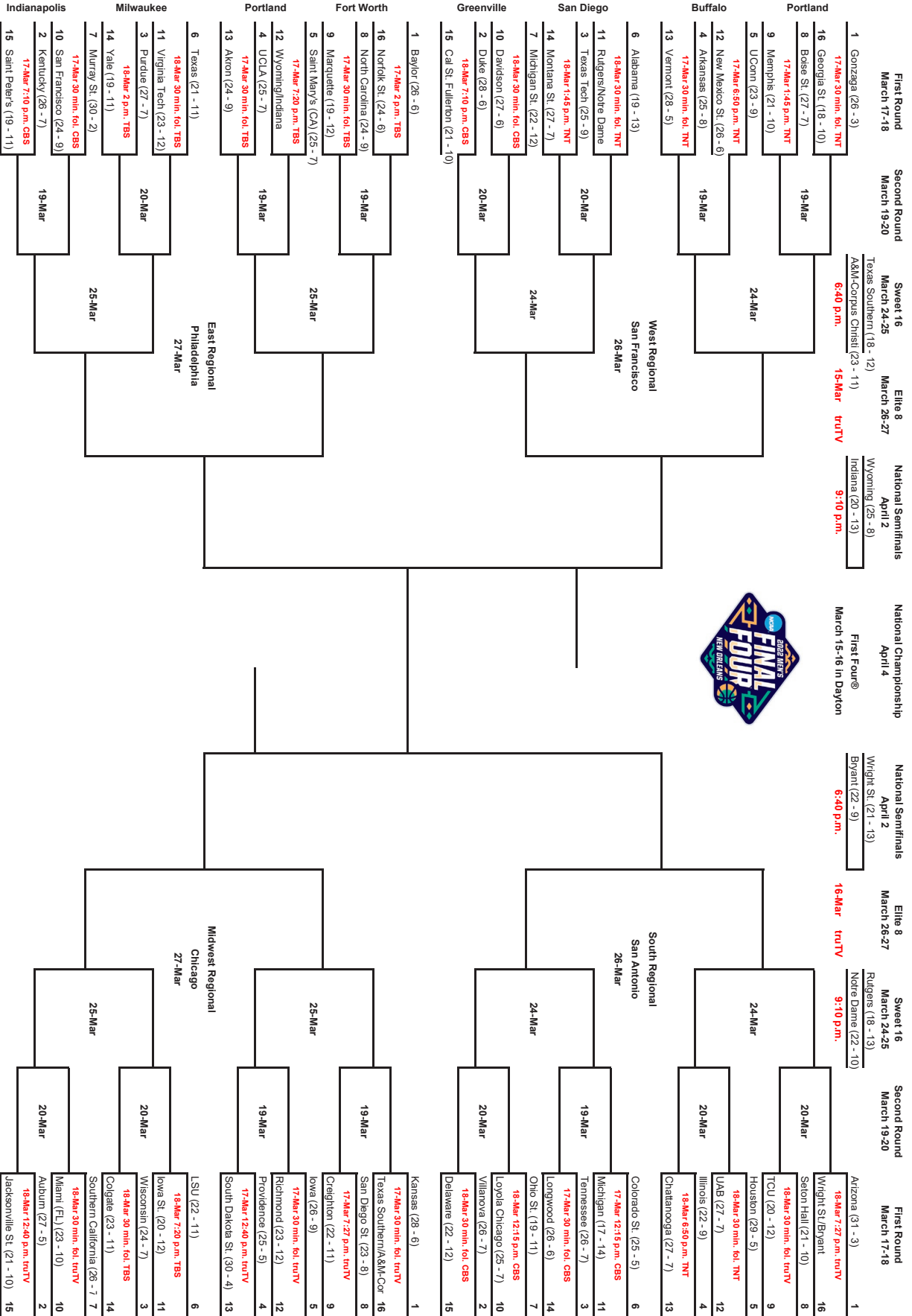
Follow ALABAMA MEN'S BASKETBALL on the social media sites listed for up-to-date news, exclusive content and more.

2021-22 OVERALL RECORDS • 19-13 / SEC • 9-9 / HOME • 13-3 / AWAY • 3-7 / NEUTRAL • 3-3
PREVIOUS GAME STARTERS HIGHLIGHTED IN SHADED BOX

0		NOAH GURLEY	LAST GAME: 2 pts, 2 rebs vs. Vanderbilt						SEASON HIGHS
		F • 6-8 • 210 • Gr. • Fayetteville, Ga.	NOTES: High profile transfer from Furman ... made 83 starts in 88 games, including 62 consecutive ... career totals of 1,113 points, 405 rebounds, 59 double-figure scoring contests and 14 games of scoring 20 or more ... finished his Furman career as a three-time All-SoCon honoree and named to 2021 All-SoCon All-Tournament Team.						Pts: 20 vs. Tennessee (12/29/21) Rebs: 10 vs. Tennessee (12/29/21) Asts: 2 2x, last vs. Houston (12/11/21) Blks: 3 at Vanderbilt (2/22/22)
1		JUSAUN HOLT	LAST GAME: 7 pts, 4 rebs vs. Vanderbilt						SEASON HIGHS
		G • 6-6 • 190 • Fr. • Roswell, Ga.	NOTES: Four-star signee and No. 5 ranked player overall in Georgia by Rivals ... good size for a wing and deep-shooting ability... helped lead St. Francis HS to back-to-back state titles ... earned second team All-Region honors and selected to AJC North Fulton second team ... first recruit to come out of Atlanta since Collin Sexton.						Pts: 7 vs. Vanderbilt (3/10/22) Rebs: 6 at Ole Miss (2/9/22) Asts: 3 at Ole Miss (2/9/22) Stls:
2		DARIUS MILES	LAST GAME: 6 pts, 3 rebs vs. Vanderbilt						SEASON HIGHS
		F • 6-6 • 185 • So. • Washington, D.C.	NOTES: Played in 17 contests last year ... showed flashes of his ability to finish in transition with a dunk on Sportscenter Top-10 ... IMG Academy product ranked 26th-best small forward in the nation by Rivals ... a wiry, aggressive player who can slash to the basket ... capable of making the three-point shot.						Pts: 14 at Miss. State (1/15/22) Rebs: 9 vs. Auburn (11/11/22) Asts: 3 vs. Jacksonville State (12/18/21) Stls: 3 2x, last vs. Miss. State (2/16/22)
3		JD DAVISON	LAST GAME: 4 pts, 7 rebs, 8 asts vs. Vanderbilt						SEASON HIGHS
		G • 6-3 • 175 • Fr. • Letohatchee, Ala.	NOTES: Extremely athletic and explosive with creative finishing and a strong will to win ... consensus five-star and one of the highest-rated recruits to sign with Alabama ... ranked No. 9 overall and No. 1 point guard in the nation by 247Sports ... 2021 McDonald's All-American ... 5th-ever to repeat as Alabama's Mr. Basketball.						Pts: 20 vs. Gonzaga (12/4/21) Rebs: 10 2x, last at Vanderbilt (2/22/22) Asts: 10 2x, last at Memphis (12/14/21) Stls: 3 3x, last at LSU (3/5/22)
4		JUWAN GARY	LAST GAME: 2 pts, 2 rebs vs. Vanderbilt						SEASON HIGHS
		F • 6-6 • 218 • R-So. • Columbia, S.C.	NOTES: Strong, athletic power forward who sat out the 2019-20 season after suffering a knee injury ... strong around the post and gives the Tide another big body inside ... capable of playing outside the arc but specializes inside the paint and on the boards ... came to Alabama as a top-100 recruit (No. 64 by ESPN).						Pts: 19 2x, last at Florida (1/5/21) Rebs: 10 2x, last vs. Drake (11/26/21) Asts: 2 vs. Kentucky (2/5/22) Stls: 3 2x, last vs. Tennessee (12/20/21)
5		JADEN SHACKELFORD	LAST GAME: 21 pts, 3 rebs vs. Vanderbilt						SEASON HIGHS
		G • 6-3 • 200 • Jr. • Hesperia, Calif.	NOTES: One of the top shooters in the SEC ... does everything else right-handed but is a left-handed shooter ... Jerry West Award Watch List and Preseason First Team All-SEC ... leading returning scorer ... poised to become the 53rd UA player to score 1,000 points (927) ... terrific finisher around the rim ... led team in FTs made and att.						Pts: 28 vs. Gonzaga (12/4/21) Rebs: 10 2x, last vs. Iona (11/25/21) Asts: 5 vs. Baylor (1/29/22) Stls: 4 vs. LSU (1/19/22)
10		CHARLES BEDIAKO	LAST GAME: 6 pts, 7 rebs vs. Vanderbilt						SEASON HIGHS
		C • 7-0 • 215 • Fr. • Brampton, Ontario.	NOTES: One of two UA players from Canada ... a rim protector on defense and ability to run the floor ... considered a solid NBA prospect ... has the ability to play high above the rim and is a good rebounder ... competed for UPLAY Canada where he was teammates with Alabama freshmen Keon Ambrose-Hylton.						Pts: 15 vs. Miss. State (2/16/22) Rebs: 8 4x, last vs. Kentucky (2/5/22) Asts: 3 vs. Miami (11/28/21) Blks: 6 2x, last vs. Miss. State (2/16/22)
13		JAHVON QUINERLY	LAST GAME: 13 pts, 5 rebs, 4 asts vs. Vanderbilt						SEASON HIGHS
		G • 6-1 • 175 • Jr. • Hackensack, N.J.	NOTES: 2021 SEC Tournament MVP ... garnered Preseason First Team All-SEC and Cousty Award Watch List honors ... shifty, quick guard with strong ball-handling skills ... one of the top shooters in the SEC ... helped create the "Jelly" fad & has over 435k followers on Instagram and is Alabama's top-followed student-athlete.						Pts: 26 vs. SDSU (11/12/21) Rebs: 6 2x, last vs. Auburn (1/11/22) Asts: 9 vs. Missouri (1/22/22) Stls: 2 4x, last vs. Baylor (1/29/22)
14		KEON ELLIS	LAST GAME: 8 pts, 7 rebs, 3 asts, 3 stls vs. Vanderbilt						SEASON HIGHS
		G • 6-6 • 170 • Sr. • Eustis, Fla.	NOTES: Smooth yet underrated 2-guard ... team's top two-way player with the ability to put up big numbers this season ... NBA Draft prospect ... brings a veteran quality to UA after spending two years at Florida SW State ... NJCAA All-America honors and No. 1 JUCO player in the nation in '20 ... older brother played basketball Jacksonville.						Pts: 28 at Kentucky (2/19/22) Rebs: 13 vs. SDSU (11/12/21) Asts: 5 vs. Tennessee (12/29/21) Stls: 4 4x, last at Kentucky (2/19/22)
21		BRITTON JOHNSON	LAST GAME: DNP vs. Vanderbilt						SEASON HIGHS
		G • 6-4 • 185 • Sr. • Birmingham, Ala.	NOTES: A walk-on who is in his fifth season at the University of Alabama ... was invited back for his "super" senior year after earning an undergraduate degree in business management in May of 2021 ... currently pursuing a master's in sport hospitality this year before entering law school next fall.						Pts: 2 vs. Missouri (1/22/22) Rebs: 3 vs. Missouri (1/22/22) Asts: Stls: 1 vs. South Carolina (2/26/22)
22		KEON AMBROSE-HYLTON	LAST GAME: DNP vs. Vanderbilt						SEASON HIGHS
		F • 6-8 • 210 • So. • Toronto, Ontario	NOTES: Athletic and powerful big man ... high motor and can run the floor ... blue-collar work ethic and is always the first one in the gym ... strength is around the rim where he uses his explosiveness and athletic ability ... teammates with fellow Canadian Charles Bediako at UPlay ... rated as one of the top prep players in all of Canada.						Pts: 5 vs. Miami (11/28/21) Rebs: 3 at Florida (1/5/22) Asts: 2 vs. La Tech (11/9/21) Blks: 1 vs. La Tech (11/9/21)
33		JAMES ROJAS	LAST GAME: 7 pts, 4 rebs vs. Vanderbilt						SEASON HIGHS
		F • 6-8 • 220 • Sr. • Jamestown, N.Y.	NOTES: Injured knee and is sidelined until late-December ... effective around the basket and can knock down threes ... strong post-presence and solid post-defender ... plays with a toughness and a chip on his shoulder ... JUCO All-America at Hutchison CC ... from same hometown at assistant coach Bryan Hodgson.						Pts: 9 2x, last at Vanderbilt (2/22/22) Rebs: 6 vs. Missouri (1/22/22) Asts: 2 at Georgia (1/25/22) Stls: 2 2x, last vs. Baylor (1/29/22)

2022 NCAA TOURNAMENT BRACKET

2022 NCAA Division I Men's Basketball Championship



First- and second-round sites for March 17 and 19 include Buffalo, Indianapolis, Ft. Worth and Portland. First- and second-round sites for March 24 and 25 include Greenville, Milwaukee, Madison and San Diego. Regional sites for March 26 and 27 are San Antonio and San Francisco; regional sites for March 26 and 27 are Chicago and Philadelphia.

LAST TIME OUT: VANDERBILT 82, ALABAMA 76 | TAMPA, FLA. | 3/10/22

Official Basketball Box Score - Final															Game Time: 8:46 PM			
Vanderbilt at Alabama															Game Duration: 2:24			
03/10/22 Amalie Arena, Tampa, Florida															Attendance: 12,121			
2021-22 Men's Basketball															Officials: Tony Greene, Bart Lenox, Owen Shortt			
Vanderbilt - 82															Record: 17-15			
NO.	Name	Min	FG	3P	FT	Rebounds	Fouls	TP	AS	TO	ST	Blocks	+	-	Shooting By Period			
10	Myles Stute	F 27:36	6-10	0-2	0-4	2 2	2 2	18	0	0	1	0	0	6	1st FG%	6-23 26.1%		
21	Liam Robbins	C 09:31	0-3	0-2	0-0	0 2 2	5 3	0	0	3	0	1	0	-6	3PT%	3-13 23.1%		
2	Scotty Pippen Jr.	G 37:07	5-19	1-4	15-21	2 0 2 3	12 26	7	1	1	0	0	11	FT%	13-18 72.2%			
3	Rodney Chatman	G 19:48	3-5	2-4	4-7	0 2 2 5	3 12	1	2	1	0	0	-2	2nd FG%	15-30 50.0%			
4	Jordan Wright	G 35:42	3-9	0-3	7-8	1 10 11	3 5	13	2	1	3	2	0	1	3PT%	6-13 46.2%		
42	Quentin Millora-Brown	30:29	2-2	0-0	1-2	1 6 7	3 2 5	1	2	0	0	0	12	FT%	18-27 66.7%			
5	Shane Dezonie	10:35	1-1	0-0	1-1	0 1 1	1 1 1	3	0	0	2	0	3	GM FG%	21-53 39.6%			
12	Trey Thomas	18:57	1-4	0-3	2-2	0 2 2	1 1 4	2	1	2	0	0	8	3PT%	9-26 34.6%			
0	Tyrin Lawrence	06:28	0-0	0-0	0-0	0 0 0	0 0 0	0	0	0	0	0	-4	FT%	31-45 68.9%			
23	Jamaine Mann	03:47	0-0	0-0	1-2	1 0 1	0 1 1	0	0	0	0	0	1	Dead Ball Rebounds: 7, 0				
Team						0 2 2				0	1							
Totals			21-53	9-26	31-45	5 29 34	24 30	82	13	11	10	3	0	6				
Alabama - 76															Record: 19-13			
NO.	Name	Min	FG	3P	FT	Rebounds	Fouls	TP	AS	TO	ST	Blocks	+	-	Shooting By Period			
0	Noah Gurlley	F 11:42	0-2	0-1	2-6	1 1 2	1 3	2	0	3	0	0	0	10	1st FG%	12-32 37.5%		
10	Charles Bediako	C 18:15	3-3	0-0	0-1	3 4 7	3 2	6	0	2	0	0	6	3PT%	4-16 25.0%			
5	Jaden Shackelford	G 34:14	6-18	3-4	6-16	3 4 3	5 2	21	0	1	1	0	0	2	FT%	10-18 55.6%		
13	Jahvon Quinerly	G 18:35	4-10	1-3	4-7	0 5 5	5 5	13	4	5	0	0	-6	2nd FG%	12-35 34.3%			
14	Keon Ellis	G 30:00	2-6	0-4	4-5	2 5 7	4 4	8	3	1	3	0	-1	3PT%	4-18 22.2%			
2	Darius Miles	17:25	2-7	1-5	1-2	1 2 3	3 2	6	0	3	0	0	-14	FT%	10-16 62.5%			
33	James Rojas	15:38	3-7	0-2	1-2	2 2 4	3 2	7	0	2	0	0	-18	GM FG%	24-67 35.8%			
3	JD Davison	31:47	1-8	0-1	2-2	1 6 7	2 1 4	8	1	0	0	0	-6	3PT%	8-34 23.5%			
4	Juwan Gary	07:38	1-2	0-0	0-0	0 2 2	2 0 2	1	0	0	0	0	-1	FT%	20-34 58.8%			
1	Jusaun Holt	14:46	2-4	0-2	3-5	2 2 4	2 3 7	0	0	1	0	0	-2	Dead Ball Rebounds: 10, 0				
Team						6 2 8				0	0							
Totals			24-67	8-34	20-34	18 34 52	30 24	76	16	18	5	0	3	-6				
Technical Fouls: NONE																		
			VANDY		ALA		Points from		VANDY		ALA		Period by Period Scoring					
Biggest lead			7 (2 nd 0:22)		15 (2 nd 14:09)		Turnovers		16		7		1st		2nd		TOT	
Best Scoring Run			12 (2 nd 11:42)		8 (1 st 16:54)		Paint		22		28		VANDY		28		54 82	
Lead Changes			1				Second Chance		7		18		ALA		38		38 76	
Times Tied			3				Fast Breaks		11		15							
Time with Lead			03:43		34:27		Bench		13		26							

TAMPA, Fla. – The Alabama men's basketball team fell to Vanderbilt, 82-76, in the second round of the Southeastern Conference Tournament Thursday night in Amalie Arena. The Crimson Tide led by as many as 15 points early in the second half but allowed the Commodores to score 54 second half points to result in the team's third consecutive loss.

Jaden Shackelford led Alabama with 21 points, making 6-of-16 shots from beyond the arc, while Jahvon Quinerly added 13 points, five rebounds and four assists.

Scotty Pippen Jr. connected on only 5-of-19 shots on the night but scored a game-high 26 points as a direct result of drawing 12 fouls and knocking down 15-of-21 free throws in the contest. Myles Stute added 18 points off the strength of six three-pointers.

HEAD COACH NATE OATS POSTGAME COMMENTS

"I give Vanderbilt a lot of credit. They were down 15 in the second half. They stayed with it and fought hard. They're a tough team. It took everything we had to beat them at their place. We knew it would be a tough game. You have to do a lot of stuff to win games at this level, not just play hard. I thought our guys gave an effort, but we had 18 turnovers, couldn't make a free throw, didn't shoot the ball particularly well. We didn't do a very good job guarding without fouling. We gave up 54 points in the second half, and you look at how they got them. They hit six threes. I didn't think we did a great job at the scouting report on some of the threes they got off. They run good actions. They got some off that. Stute is obviously a good shooter, and we just kept fouling. Pippen, I mean, he is a good player. He picks up fouls a lot and we didn't do a very good job of guarding him without fouling. A combination of all of that. We gave up a 15-point lead, and that's a tough way to lose to go out after some of the wins we've had this year and know what we're capable of doing. We lost three in a row now. We have to regroup and get ready for the NCAA Tournament."

TEAM STATS

- Alabama led for 34:27 of the contest while Vanderbilt had the lead for just 3:43
- Vanderbilt capitalized on Alabama's 18 turnovers by scoring 16 points compared to seven points scored by the Tide off the Commodores' 11 turnovers
- Alabama outrebounded Vandy, 52-34, with the 52 rebounds being the most in a game this year
- The Tide owned a 26-13 edge in points off the bench

FIRST HALF

- The Tide opened the game with an 11-3 spurt as UA went 4-of-8 from the floor and led 8-2 off the glass over the first 3:15 of the game
- Vanderbilt responded with an 8-2 run over the next 1:31 to bring the game to 13-11 but Alabama would score 11 of the next 14 points for a 24-14 lead with 8:35 on the clock
- The two teams would trade points until the end of the half with Alabama holding a 10-point lead going into the break
- Shackelford hit four shots from distance as he led Alabama with 14 points in the half
- UA paced the half in rebounds, 24-17, points off the bench, 11-5, and points in the paint, 16-6

SECOND HALF

- Alabama paced the opening seven minutes of action, outscoring Vanderbilt 13-8 to build its largest lead of the contest at 51-36 with just over 14 minutes to play
- Back-to-back threes from Stute began a game-changing 15-2 run by the Commodores to cut the score to 53-51 with 10:55 to play
- Vanderbilt tied the game off a pair of free throws, 57-57, with 9:11 to play, however three made free throws from Ellis and an and-1 from Jusaun Holt put UA up 63-57 at the under eight-minute timeout
- The Commodores captured their first lead of the game at 68-67 after three made free throws from Rodney Chatman, who moments later, hit a three to give Vandy the lead for good at 71-68
- Quinerly tallied nine points to lead UA in the half as Shackelford added seven points

2021-22 TOP PERFORMANCES

CATEGORY	ALABAMA	OPPONENTS
Points	30 by Jaden Shackelford at Ole Miss, 2/9/22	33, Jarkel Joiner, Ole Miss, 2/9/22
Field Goals Made	11 by Jahvon Quinerly vs. South Dakota State, 11/12/21	12, Jarkel Joiner, Ole Miss, 2/9/22
Field Goal Attempts	24 by Jahvon Quinerly vs. South Dakota State, 11/12/21	25, Marcus Sasser, Houston, 12/11/21
3-Pointers Made	8 by Jaden Shackelford at Ole Miss, 2/9/22	7, Kellan Grady, Kentucky, 2/19/22
3-Pointers Attempted	16 by Jaden Shackelford vs. Vanderbilt, 3/10/22	14 2x, last by Marcus Sasser, Houston, 12/11/21
Rebounds	13 by Keon Ellis vs. South Dakota State, 11/12/21	18, Baylor Scheierman, South Dakota State, 11/12/21
Assists	10, 2x, last by JD Davison at Memphis, 12/14/21	9, Luis Rodriguez, Ole Miss, 2/9/22
Steals	4 6x, last by Keon Ellis at Kentucky, 2/19/22	6, Scotty Pippen Jr., Vanderbilt, 2/22/22
Blocks	6 2x, last by Charles Bediako vs. Mississippi State, 2/16/22	8, Walker Kessler, Auburn, 2/1/22

TIDE

TALE OF THE TAPE

IRISH

2021-22	Season	2021-22
19-13	Overall	22-9
9-9	Conference	15-5
5-5	Last 10	8-2
2-3	Last 5	3-2
80.0	PPG	72.3
76.4	OPP PPG	66.2
+3.6	Margin	+6.1
.441	FG%	.460
.435	FG% DEF	.427
.308	3PT%	.380
.331	3PT% DEF	.317
9.3	3PT MPG	9.2
.730	FT%	.753
40.0	RPG	34.3
36.2	OPP RPG	33.5
+3.8	Margin	+0.7
14.6	APG	14.1
14.6	TOs PG	10.3
4.7	BPG	1.9
7.0	SPG	5.2

ALABAMA-NOTRE DAME SERIES HISTORY

Overall Series Record	Notre Dame leads, 3-2
Last Five Contests	Notre Dame leads, 3-2
Last 10 Contests	Notre Dame leads, 3-2
At Notre Dame	Notre Dame leads, 1-0
At Alabama	Notre Dame leads, 1-0
At Coleman Coliseum	Notre Dame leads, 1-0
Neutral Site	Alabama leads, 2-1
NCAA Tournament	First Meeting
Series Streak	Alabama won 1
Last Meeting	Nov. 29, 2015 (Alabama 74, No. 17 Notre Dame 73 Orlando, Fla. – Advocare Inv.)

TIDE

TALE OF THE TAPE

KNIGHTS

2021-22	Season	2021-22
19-13	Overall	18-13
9-9	Conference	12-8
5-5	Last 10	6-4
2-3	Last 5	2-3
80.0	PPG	67.9
76.4	OPP PPG	65.8
+3.6	Margin	+2.1
.441	FG%	.434
.435	FG% DEF	.414
.308	3PT%	.336
.331	3PT% DEF	.340
9.3	3PT MPG	6.1
.730	FT%	.701
40.0	RPG	35.4
36.2	OPP RPG	33.8
+3.8	Margin	+1.6
14.6	APG	15.0
14.6	TOs PG	11.5
4.7	BPG	3.9
7.0	SPG	7.2

ALABAMA-RUTGERS SERIES HISTORY

Overall Series Record	Alabama leads, 1-0
Last Five Contests	Alabama leads, 1-0
Last 10 Contests	Alabama leads, 1-0
At Rutgers	NA
At Alabama	NA
At Coleman Coliseum	NA
Neutral Site	Alabama leads, 1-0
NCAA Tournament	First Meeting
Series Streak	Alabama won 1
Last Meeting	Dec. 27, 1969 (Alabama 80, Rutgers 69 Gastonia, N.C. – Lafayette Classic)

ASSOCIATED PRESS POLL

WEEK 19 (MARCH 14)				
Rank	Team (FPV)	Record	Points	Prev. Rank
1	Gonzaga (54)	26-3	1518	1
2	Arizona (7)	31-3	1470	2
3	Kansas	28-6	1388	6
4	Baylor	26-6	1286	3
5	Tennessee	26-7	1235	T9
6	Villanova	26-7	1211	8
7	Kentucky	26-7	1178	5
8	Auburn	27-5	1144	4
9	Duke	28-6	986	7
10	Purdue	27-7	958	T9
11	UCLA	25-7	823	13
12	Texas Tech	25-9	819	14
13	Providence	25-5	723	11
14	Wisconsin	24-7	685	12
15	Houston	29-5	665	18
16	Iowa	26-9	661	24
17	Arkansas	25-8	578	15
18	Saint Mary's	25-7	508	17
19	Illinois	22-9	457	16
20	Murray State	30-2	425	19
21	UConn	23-9	353	20
22	USC	26-7	170	21
23	Boise State	27-7	165	RV
24	Colorado State	25-5	82	23
25	Texas	21-11	72	22

Others receiving votes: Virginia Tech 63, South Dakota State 33, San Diego State 33, LSU 25, Loyola Chicago 18, Memphis 18, North Carolina 16, Michigan State 14, Texas A&M 13, Alabama 9, Ohio State 7, Creighton 4, Vermont 3, San Francisco 2, Davidson 2, Indiana 2, Seton Hall 1, Longwood 1, Yale 1.

USA TODAY/COACHES POLL

WEEK 19 (MARCH 14)				
Rank	Team (FPV)	Record	Points	Prev. Rank
1	Gonzaga (27)	26-3	790	1
2	Arizona (2)	31-3	744	3
3	Kansas	28-6	606	7
4	Baylor (2)	26-6	706	4
5	Villanova	26-7	548	11
6	Kentucky	26-7	676	6
7	Auburn (1)	27-5	704	5
8	Tennessee	26-7	476	13
9	Purdue	27-7	521	9
10	Duke	28-6	603	2
11	Texas Tech	25-9	361	12
12	UCLA	25-7	376	18
13	Providence	25-5	512	8
14	Wisconsin	24-7	460	10
15	Houston	29-5	255	14
16	Saint Mary's	25-7	256	20
17	Illinois	22-9	359	17
18	Arkansas	25-8	341	15
19	Iowa	26-9	94	25
20	Murray State	30-2	223	22
21	UConn	23-9	216	19
22	USC	26-7	204	16
23	Boise State	27-7	58	RV
24	Virginia Tech	23-12	36	23
25	Texas	21-11	124	21

Others receiving votes: Colorado St. 34; Michigan St 24; North Carolina 22; Seton Hall 13; Creighton 13; Texas A&M 8; South Dakota State 6; Loyola-Chicago 6; Davidson 6; Memphis 5; Marquette 4; San Diego St. 3; Louisiana State 3; Wake Forest 2; Ohio St. 2; Alabama 2; Vermont 1; San Francisco 1; Akron 1.

ALABAMA IN THE POLLS WEEK-BY-WEEK			
WEEK	AP/USA TODAY	WEEK	AP/USA TODAY
PRE	14/13	10	24/25
2	14/--	11	RV (29)/RV (29)
3	10/9	12	RV (27)/RV (26)
4	16/16	13	RV (26)/RV (26)
5	9/9	14	RV (32)/RV (29)
6	6/8	15	25/RV (26)
7	10/11	16	24/25
8	19/19	17	25/24
9	15/20	18	RV/RV
		19	RV/RV

WHAT'S TRENDING?

NEUTRAL SITE GAMES (3-3)

Team Box Score

No.	Player	Total			3-Point			F-Throw		Rebounds				Other Stats								
		GP-GS	MIN	AVG	FG-FGA	FG%	3FG-3FGA	3FG%	FT-FTA	FT%	OFF	DEF	TOT	AVG	PF	DQ	A	TO	BLK	STL	PTS	AVG
5	SHACKELFORD, Jaden	6-6	199:54	33.3	41-89	.461	27-60	.450	8-12	.667	4	31	35	5.8	13	1	8	11	0	3	117	19.5
13	QUINERLY, Jahvon	6-6	173:48	29.0	28-77	.364	7-26	.269	20-32	.625	1	12	13	2.2	11	1	24	18	1	5	83	13.8
3	DAVISON, JD	6-0	150:60	25.2	20-39	.513	5-12	.417	11-16	.688	6	23	29	4.8	4	0	31	17	1	3	56	9.3
14	ELLIS, Keon	6-6	183:00	30.5	19-41	.463	8-26	.308	10-12	.833	9	24	33	5.5	17	0	12	8	3	8	56	9.3
4	GARY, Juwan	6-4	112:28	18.7	20-34	.588	4-10	.400	11-17	.647	13	21	34	5.7	15	0	3	6	2	4	55	9.2
33	ROJAS, James	1-0	15:39	15.6	3-7	.429	0-2	.000	1-2	.500	2	2	4	4.0	3	0	0	2	0	0	7	7.0
0	GURLEY, Noah	6-2	102:27	17.1	14-28	.500	3-9	.333	3-9	.333	8	13	21	3.5	18	0	0	8	5	4	34	5.7
2	MILES, Darius	6-0	100:28	16.7	13-40	.325	3-19	.158	4-7	.571	8	13	21	3.5	12	0	3	6	4	4	33	5.5
10	BEDIAKO, Charles	6-6	110:35	18.4	14-19	.737	0-0	.000	2-7	.286	12	22	34	5.7	18	0	4	5	9	4	30	5.0
1	HOLT, Jusaun	3-0	30:33	10.2	3-7	.429	1-4	.250	3-5	.600	2	3	5	1.7	4	0	1	0	0	1	10	3.3
21	JOHNSON, Britton	1-0	02:11	2.2	1-1	1.000	1-1	1.000	0-0	.000	0	0	0	0.0	0	0	0	0	0	0	3	3.0
22	AMBROSE-HYLTON, Keon	3-0	10:40	3.6	2-2	1.000	0-0	.000	1-3	.333	0	0	0	0.0	2	0	0	0	0	0	5	1.7
15	BARNES, Tyler	1-0	02:11	2.2	0-1	.000	0-1	.000	0-0	.000	0	0	0	0.0	0	0	1	0	0	0	0	0.0
35	TCHIKOU, Alex	2-0	02:55	1.5	0-1	.000	0-0	.000	0-0	.000	1	2	3	1.5	0	0	0	1	0	0	0	0.0
24	QUINERLY, Jaden	1-0	02:11	2.2	0-2	.000	0-0	.000	0-0	.000	1	1	2	2.0	1	0	1	0	0	0	0	0.0
Team											11	4	15				2					
Total		6	1200		178-388	.459	59-170	.347	74-122	.607	78	171	249	41.5	118	2	88	84	25	36	489	81.5
Opponents		6	1200		158-350	.451	45-130	.346	89-133	.669	44	146	190	31.7	105	3	82	75	23	45	450	75.0

2021 NCAA TOURNAMENT (2-1)

Team Box Score

No.	Player	Total			3-Point			F-Throw		Rebounds				Other Stats								
		GP-GS	MIN	AVG	FG-FGA	FG%	3FG-3FGA	3FG%	FT-FTA	FT%	OFF	DEF	TOT	AVG	PF	DQ	A	TO	BLK	STL	PTS	AVG
23	PETTY JR. , John	3-3	105:01	35.0	15-43	.349	7-21	.333	9-14	.643	5	13	18	6.0	7	0	4	6	2	4	46	15.3
13	QUINERLY, Jahvon	3-0	85:33	28.5	19-44	.432	5-14	.357	2-6	.333	3	8	11	3.7	8	0	16	5	0	0	45	15.0
5	SHACKELFORD, Jaden	3-3	89:56	30.0	12-27	.444	6-15	.400	5-6	.833	0	11	11	3.7	2	0	5	7	0	2	35	11.7
1	JONES, Herbert	3-3	86:15	28.8	13-25	.520	0-6	.000	8-13	.615	11	10	21	7.0	8	0	6	12	3	4	34	11.3
11	PRIMO, Joshua	2-0	39:23	19.7	6-12	.500	2-8	.250	2-3	.667	1	5	6	3.0	2	0	0	0	1	0	16	8.0
3	REESE, Alex	3-0	51:53	17.3	8-11	.727	6-9	.667	0-2	.000	3	10	13	4.3	4	0	1	2	0	2	22	7.3
4	GARY, Juwan	3-1	67:58	22.7	8-11	.727	0-0	.000	4-7	.571	8	8	16	5.3	8	1	1	1	1	2	20	6.7
14	ELLIS, Keon	3-3	61:32	20.5	7-11	.636	1-2	.500	1-3	.333	3	14	17	5.7	7	1	3	3	4	5	16	5.3
22	AMBROSE-HYLTON, Keon	1-0	01:08	1.1	1-1	1.000	0-0	.000	0-0	.000	0	0	0	0.0	0	0	0	0	0	0	2	2.0
2	BRUNER, Jordan	3-2	25:54	8.6	1-3	.333	1-2	.500	3-4	.750	2	2	4	1.3	1	0	2	1	1	2	6	2.0
30	WALL, Kendall	1-0	01:08	1.1	0-0	.000	0-0	.000	0-0	.000	0	0	0	0.0	0	0	0	0	0	0	0	0.0
12	MILES, Darius	1-0	01:08	1.1	0-0	.000	0-0	.000	0-0	.000	0	0	0	0.0	0	0	0	0	0	0	0	0.0
33	ROJAS, James	2-0	05:55	3.0	0-0	.000	0-0	.000	0-0	.000	0	0	0	0.0	2	0	0	0	0	0	0	0.0
15	BARNES, Tyler	1-0	01:08	1.1	0-0	.000	0-0	.000	0-0	.000	0	0	0	0.0	0	0	0	0	0	0	0	0.0
21	JOHNSON, Britton	1-0	01:08	1.1	0-0	.000	0-0	.000	0-0	.000	0	0	0	0.0	0	0	0	0	0	0	0	0.0
Team											7	4	11				1					
Total		3	625		90-188	.479	28-77	.364	34-58	.586	43	85	128	42.7	49	2	38	38	12	21	242	80.7
Opponents		3	625		84-193	.435	25-79	.316	27-37	.730	25	62	87	29.0	50	1	37	31	16	21	220	73.3

ALABAMA BASKETBALL: INDIVIDUAL NOTES

INDIVIDUAL NOTES

- Four Alabama players earned all-conference honors this season: Jaden Shackelford earned a spot on the All-SEC Second Team for second-straight season, Charles Bediako and JD Davison both earned SEC All-Freshman honors, Keon Ellis was named to the league's all-defensive team.
- Ellis was also named as the Tide's representative on the 2022 SEC Community Service Team after leading the team in community service hours on the year.
- Shackelford enters NCAA Tournament play having attempted an SEC-leading 278 three-pointers on the year which ranks second-most in a single season by any Alabama player. He needs only two more attempts from deep to break Eric Washington's school record of 279 set in 1995-96. Additionally, Shackelford's 99 made threes on the year ranks third in the UA annals, 14 makes from surpassing Washington's 1995-96 record of 113.
- Shackelford, who was named to the Preseason Jerry West Award Watch List, leads the SEC in minutes per game (34.0), threes made per game (3.1), total threes made (99) and threes attempted (278). Those numbers rank 17th, 15th and ninth in the nation, respectively.
- Davison was twice named the SEC Freshman of the Week, earning the honor for the weeks of Dec. 6 and Feb. 14. With the recognition, Davison becomes the first Crimson Tide rookie to earn two SEC Freshman of the Week awards in the same season since John Petty Jr. was honored twice during the 2017-18 season.
- Senior Keon Ellis is considered one of the top two-way players in the SEC, earning all-defensive honors this season. For the season, Ellis ranks 7th in steals (1.9 spg) and is 13th in rebounding (6.0 rpg) while also averaging 12.0 ppg. For the year, he tops the team in total +/- numbers (+98) and ranks sixth in the conference with an average of +9.9 per 40 minutes.
- Ellis leads the SEC and ranks 23rd in the nation in free throw percentage at 88.1 percent.

BLUE COLLAR PTS

ALABAMA BASKETBALL: TEAM NOTES

The Hard Hat Award is something created by head coach Nate Oats which is handed out to a Crimson Tide men's basketball player at the end of each game. The Blue Collar point system accumulates over the course of a game with the highest game total receiving the Hard Hat. Deflections, steals, blocks, rebounds and loose balls count for one point. Offensive rebounds are worth 1.5 points, floor dives are two and charges are worth four points. Below is Blue Collar list for each game and cumulative totals from last year:

OPPONENT	TEAM TOTAL	HARD HAT AWARD
Louisiana Tech	102	Juwan Gary (20.5)
South Dakota State	94	Keon Ellis (25.5)
South Alabama	102	Charles Bediako (23.5)
Oakland	101	Jaden Shackelford (15.5)
vs. Iona	86	Jahvon Quinerly (14.5)
vs. Drake	95	Juwan Gary (21.5)
vs. Miami	82.5	JD Davison (13)
vs. Gonzaga	120.5	Darius Miles (22)
Houston	85.5	Juwan Gary (18.5)
at Memphis	102.5	JD Davison (19.5)
Jacksonville State	100	Charles Bediako (22)
vs. Davidson	90	Gurley/Ellis (17)
Tennessee	87.5	Keon Ellis (21)
at Florida	107	Keon Ellis (20.5)
at Missouri	85	JD Davison (14.5)
Auburn	105.5	Keon Ellis (22.5)
at Mississippi State	103.5	Jaden Shackelford (17)
LSU	116.5	Noah Gurley (20.5)
Missouri	107.5	Jaden Shackelford (21.5)
at Georgia	117	James Rojas (21.5)
Baylor	92.5	Jaden Shackelford (28.5)
at Auburn	92	Keon Ellis (16)
Kentucky	97	James Rojas (15.5)
at Ole Miss	84	Noah Gurley (15)
Arkansas	93	Jaden Shackelford (15.5)
Mississippi State	103	Charles Bediako (19.5)
at Kentucky	84.5	Keon Ellis (19.5)
at Vanderbilt	103	JD Davison (20)
South Carolina	95	Keon Ellis (15)
Texas A&M	79.5	James Rojas (19)
at LSU	99.5	Keon Ellis (20)
vs. Vanderbilt	101	Keon Ellis (22)

HARD HAT WINNERS

Keon Ellis	10
Jaden Shackelford	5
JD Davison	4
Noah Gurley	3
Juwan Gary	3
Charles Bediako	3
James Rojas	3
Darius Miles	1
Jahvon Quinerly	1

CUMULATIVE BLUE COLLAR POINTS TOTAL

Keon Ellis	506.5
Jaden Shackelford	416.5
Charles Bediako	372
JD Davison	320
Darius Miles	302.5
Noah Gurley	289.5
Jahvon Quinerly	271
Juwan Gary	219.5
James Rojas	177
Jusaun Holt	78
Britton Johnson	21.5
Keon Ambrose-Hylton	17.5
Tyler Barnes	6.5
Alex Tchikou	5
Jaden Quinerly	3.5
TOTALS	3,146

SEASON DEFLECTIONS

Keon Ellis	122
Jaden Shackelford	65
Jahvon Quinerly	48
Darius Miles	42
Noah Gurley	42
JD Davison	41
Charles Bediako	34
James Rojas	28
Juwan Gary	25
Jusaun Holt	4
Keon Ambrose-Hylton	3
Tyler Barnes	1
Britton Johnson	1
TOTALS	456

- The Tide's schedule ranks No. 1 in the nation in every major rating system including: Average Opponent NET Ranking, KenPom.com, ESPN BPI, Sagarin Rankings and RealTimeRPI.

- Out of Alabama's 32 games played, 16 contests (13 teams) were against NCAA Tournament foes with the Tide holding a 9-7 (.563) record in those games. UA defeated a pair of No. 1 seeds (Gonzaga and Baylor) this season, along with No. 3 seed Tennessee, No. 4 seed Arkansas and No. 5 seed Houston. When factoring in the teams that made the NIT, Alabama's 32-game schedule included 21 contests (17 teams) that reached postseason play.

- NET RANKING FACTS:** Alabama finished with a NET Ranking of No. 30 in the nation which was sixth-best in the SEC... UA is the only team in the nation to have defeated four teams among the NET Top 10 (No. 1 Gonzaga, No. 3 Baylor, No. 4 Houston and No. 8 Tennessee)... Alabama played the fewest amount of Quad 4 opponents (1) than any other team in the nation.

- UA ranks No. 14 in the nation in offensive efficiency by Ken Pomeroy (as of 3/14), which would stand as the program's second-most efficient offense over the last 20 years of KenPom.com's end-of-year ranking (finished No. 9 in 2005). Pomeroy also ranks the Tide No. 9 in average possession length and No. 12 in adjusted tempo. However, Alabama has dropped to No. 94 in defensive efficiency which ranks 11th in the SEC.

- The Crimson Tide owns a 5-4 record vs. teams ranked in the AP Top 25 this season. The five ranked wins is tied for second-most in the nation (Texas Tech), trailing Marquette (6) by one and stands the second-most in a single season, one shy of matching the 2017-18 squad that finished with six top-25 wins.

- All five of UA's ranked wins came against top-15 teams, giving Alabama the national lead in top-15 wins (5). The Crimson Tide has defeated then-No. 3 Gonzaga (91-82 in Seattle), then-No. 14 Houston (83-82), then-No. 14 Tennessee (73-68), then-No. 13 LSU (70-67) and then-No. 4 Baylor (87-78).

- Alabama owns a record of 4-3 in games that have come down to a single possession (3 or fewer points) and is 4-5 in two possession contests (4-6 points) on the year.

- For the season, Alabama is 297-of-963 from beyond the arc and leads the league in threes made and threes attempted for the year. The 2021-22 team is just the third in program history to have attempted 900 threes in a season and needs just 27 more attempts to break the school record of 989 set last season. **The Tide also needs three more makes to become the third team to reach 300 made threes in a season.** The other two occurrences came under head coach Nate Oats in each of the last two seasons (2019-20 and 2020-21).

- Alabama recently played one of the toughest stretches played in college basketball in nearly 15 years having faced three consecutive teams that were ranked in the Associated Press Top-5. The Crimson Tide opened the stretch with a win over then-No. 4 Baylor (87-78) followed by losses at No. 1 Auburn on Feb. 1 (100-81) and vs. No. 5 Kentucky (66-55). It was the first time since the 2008-09 season that any Division I team faced three-straight AP Top-5 teams (Rutgers).

- The Tide leads in the SEC and No. 10 in the nation in scoring offense at 80.0 points per game. UA also leads the league in threes attempted (963), threes made (297) and threes made per game (9.3).

- Head coach Nate Oats signed the No. 3-ranked recruiting class in the nation, according to both Rivals and 247sports. The highest-ranked signing class in program history included a pair of five-star signees - a first in program history - and three additional four-star prospects. The full breakdown can be found on page 12.

- The Crimson Tide was the preseason pick to finish second in the league in voting by a select panel of both SEC and national media members. Kentucky was picked to win the league, with the Crimson Tide, Arkansas, Tennessee and Auburn rounding out the top five, respectively.

2021-22 HUSTLE STATS

DUNK CHART

PLAYER	DUNKS
Bediako	41
Gurley	18
Ellis	14
Gary	15
Davison	9
Miles	6
Holt	2
Rojas	2
Ambrose-Hylton	1
TOTALS	104

CHARGES TAKEN

PLAYER	CHARGES
Shackelford	11
Miles	7
Rojas	7
Quinerly	6
Ellis	5
Bediako	4
Davison	3
Gurley	2
Holt	1
Johnson	1
TOTALS	44

FLOOR DIVES

PLAYER	FLOOR DIVES
Miles	19
Quinerly	18
Ellis	15
Rojas	15
Bediako	14
Shackelford	14
Gurley	12
Gary	6
Holt	5
Davison	5
Johnson	2
Barnes	1
TOTALS	126

AND-1's

PLAYER	AND-1's
Ellis	10-for-10
Shackelford	7-for-10
Gurley	5-for-6
Rojas	5-for-5
Quinerly	4-for-8
Davison	4-for-8
Bediako	3-for-9
Gary	1-for-4
Miles	1-for-3
Holt	1-for-1
Ambrose-Hylton	0-for-1
Johnson	0-for-1
TOTALS	41-for-66 (.621)

SPECIALTY STATS

Opponent	Pts off				
	Paint	T/O	2ndCh	FastB	Bench
LOUISIANA TECH	32	5	19	3	32
ALABAMA	16	36	22	14	41
SOUTH DAKOTA STATE	42	13	6	12	52
ALABAMA	56	17	26	12	19
SOUTH ALABAMA	34	18	10	4	9
ALABAMA	36	20	12	5	12
OAKLAND	24	11	12	2	8
ALABAMA	38	14	21	12	20
vs. Iona	36	6	7	13	19
ALABAMA	36	11	8	14	19
vs. Drake	19	32	13	5	23
ALABAMA	18	46	15	10	21
vs. Miami	28	16	4	9	9
ALABAMA	38	25	15	17	34
vs. Gonzaga	40	13	17	9	23
ALABAMA	36	18	16	13	19
HOUSTON	38	16	23	8	26
ALABAMA	36	6	8	18	18
at Memphis	44	29	11	20	31
ALABAMA	38	18	17	18	21
JACKSONVILLE STATE	28	15	10	2	14
ALABAMA	30	13	10	19	19
vs. Davidson	38	19	6	6	4
ALABAMA	36	15	17	4	17
TENNESSEE	22	16	9	9	20
ALABAMA	38	17	8	5	27
at Florida	26	10	21	5	19
ALABAMA	40	21	16	12	7
at Missouri	36	7	17	7	5
ALABAMA	46	13	11	14	27
AUBURN	40	11	8	19	31
ALABAMA	32	14	8	14	30
at Mississippi State	34	22	21	14	12
ALABAMA	28	13	16	11	27
LSU	26	17	11	9	30
ALABAMA	28	21	15	6	22
MISSOURI	36	18	18	4	22
ALABAMA	38	21	24	12	24
at Georgia	32	23	13	9	29
ALABAMA	36	14	17	15	18
BAYLOR	30	14	17	8	29
ALABAMA	42	24	9	9	33
at Auburn	52	12	10	27	44
ALABAMA	22	8	8	11	20
KENTUCKY	34	17	13	16	21
ALABAMA	30	14	16	4	18
at Ole Miss	30	16	11	2	21
ALABAMA	44	12	8	5	35
ARKANSAS	20	22	10	6	8
ALABAMA	30	28	8	14	29
MISSISSIPPI STATE	30	10	12	4	11
ALABAMA	44	11	16	10	30
at Kentucky	36	14	22	8	6
ALABAMA	24	11	15	2	20
at Vanderbilt	22	32	8	11	17
ALABAMA	28	18	22	14	29
SOUTH CAROLINA	22	10	11	14	16
ALABAMA	32	24	7	10	48
TEXAS A&M	44	29	13	10	11
ALABAMA	34	18	2	13	26
at LSU	36	23	13	6	26
ALABAMA	23	16	19	10	27
vs. Vanderbilt	22	16	7	11	13
ALABAMA	28	7	18	15	26
vs. Notre Dame/Rutgers					
ALABAMA					

OPPONENT Totals	1,046	532	403	292	641
Average/Game	32.7	16.6	12.6	9.1	20.0
ALABAMA Totals	1,072	483	450	362	773
Average/Game	33.5	15.1	14.1	11.3	24.2

ABOUT ALABAMA BASKETBALL

- Alabama is in its 109th season of basketball in 2021-22. The Tide's first season of hoops came in 1912-13. There was no season in 1943-44 due to World War II.
- The Crimson Tide is led by three players who average double figures in second team All-SEC performer Jaden Shackelford (16.7 ppg), Jahvon Quinerly (14.3 ppg) and Keon Ellis (12.0 ppg). The trio combines to account for 54 percent (43.0 of the 80.0 points per game average), 71 percent of the three-pointers made (212 of 297), 51 percent field goals made (455 of 885) and 51 percent of the total free throws made (254 of 492).
- The Tide's youth has also shined this season. A pair of SEC All-Freshman Team honorees in guard JD Davison and center Charles Bediako. Davison, a consensus five star and McDonald's All-American, ranks second on the team in assists (4.2 apg) while also ranking among the team leaders at 8.5 points and 4.8 rebounds per contest. Bediako has been a strong inside presence, collecting 6.8 points, 4.4 rebounds and a team-leading 1.7 blocks a game, which ranks third in the SEC.
- As a team, the Crimson Tide is averaging 80.0 points per game which ranks 10th in the nation, while shooting 44.1 percent from the field and 30.8 percent from beyond the arc. Defensively, Alabama is giving up 76.4 points per game while allowing the opposition to shoot 43.5 percent from the floor and 33.1 percent from deep. UA is the top three-point shooting team in the SEC, connecting on 297-of-963 treys this season for an average of 9.3 threes made per game – all of which leads the league.
- Alabama was picked to finish second in the league in voting by a select panel of both SEC and national media members. Kentucky was the preseason favorite to win this year's regular season title, followed by the Tide, Arkansas, Tennessee and Auburn to round out the top five. Both Quinerly and Shackelford were named to the SEC Preseason First Team.
- The Tide holds an all-time record of 1,735-1,081-1 (.616), which includes an 824-637 (.564) record in SEC play. By capturing its 800th SEC win, Alabama joined Kentucky as the only two teams in conference history to reach the milestone. UA also became the third team in the SEC and 34th team in NCAA history to reach 1,700 program wins. Only Kentucky and Arkansas have more wins than the Crimson Tide.

RECAPING THE 2020-21 CHAMPIONSHIP SEASON

- Alabama returned its top two scorers and 10 letterwinners from last season's SEC Championship team that went on to finish 27-6 overall and 16-2 in the SEC while claiming the 2021 SEC regular season and tournament championships.
- UA won the program's eighth SEC regular season championship a year ago, finishing with a 16-2 league record which tied for the most wins in the conference in program history. In addition to claiming the 2021 crown, the Crimson Tide also claimed regular season titles in 1934, 1956, 1974, 1975, 1976, 1987 and 2002.
- Alabama claimed its seventh SEC Tournament titles last year. It was the first tournament title by the Tide in 30 years, with the last coming in 1991. In all, the Tide has won 15 combined championships - the eight regular season titles ranking third-most and the seven tournament championships ranking second-best in the league.
- UA has made 37 NCAA (21) or NIT (16) appearances in program lore. It was the program's third appearance since 2012 (also earned an at-large bid in 2018).
- The Tide made its 21st NCAA Tournament appearance in program history and has reached its eighth Sweet 16 showing. Alabama owns a record of 21-21 (.512) in NCAA Tournament games.
- Alabama also ranks second in the SEC in league victories and third in all-time winning percentage.

FOUR EARN ALL-CONFERENCE

- The Southeastern Conference announced the league's 2022 men's basketball postseason honors Tuesday, as Jaden Shackelford led four Alabama players who picked up league recognition. Shackelford earned second team honors for a second consecutive year, while JD Davison and Charles Bediako were voted to the all-freshman team. Senior Keon Ellis also earned a spot on the SEC All-Defensive Team.
- It's the third straight year that Alabama has had four different players earn All-SEC honors in the same year. In addition, it marks the sixth consecutive season a Tide rookie earned a spot on the all-freshman team, joining Joshua Primo (2021), Jaden Shackelford (2020), Kira Lewis Jr. (2019), Collin Sexton (2018) and Braxton Key (2017).
- Meanwhile, Ellis represents Alabama as one of the SEC's top defenders as a UA player picked up the honor for the fifth straight year after Donta Hall (2018, 2019) and Herbert Jones (2020, 2021) were each honored in back-to-back seasons, with Jones also earned the program's lone SEC Defensive Player of the Year last season.

JADEN SHACKELFORD – SECOND TEAM

- Picks up second team all-conference honors for the second straight year and third straight year receiving recognition after being named all-freshman team in his rookie campaign
- Earned SEC Player of the Week and NCAA National Player of the Week for Dec. 6 after defeating then-No. 3 Gonzaga
- Tops the Crimson Tide and ranks among the SEC leaders in points per game
- Leads Alabama in threes attempted, minutes and 20-point scoring games, while ranking second on the team in rebounds and threes made
- Surpassed 1,000 career points in a 20-point effort against Oakland, becoming the 53rd player in Alabama history to reach the milestone
- Scored a career-high 30 points with a career-high tying eight three-pointers in the Tide's win against Ole Miss, shooting 8-of-13 from beyond the arc

KEON ELLIS – ALL-DEFENSIVE TEAM

- One of the top two-way players in the nation who leads the Tide and ranks among the league leaders in steals and rebounding

RECORD WHEN...

At home	13-3
On the road	3-7
At neutral sites	3-3
In SEC games	9-9
SEC home games	6-3
SEC road games	3-6
In non-conference games	10-3
In postseason games	0-1
In overtime	0-1

In games decided by ...	
3 points or less (one possession games)	4-3
4-6 points or less (two possession games)	4-5
7 points or more	11-5

Leading at the half	14-7
Trailing at the half	4-6
Tied at the half	1-0

Shooting 40% or better	17-7
Shooting less than 40%	2-6
Opponent 40% or better	12-12
Opponent shoots less than 40%	7-1
Shooting same or better than opponent	16-2
Shooting worse than opponent	3-11

Outrebounding opponent	15-6
Opponent outrebounds UA	3-7
Rebounds are tied	1-0

70% or better on FT	11-7
less than 70% on FT	8-6
More FT att. than opponent	12-4
Less FT att. than opponent	5-8
Same FT att. as opponent	2-1

40% or better on 3PT	2-0
Less than 40% on 3PT	17-13

More turnovers than opponent	11-9
Less turnovers than opponent	6-2
Same turnovers as opponent	2-2

Scoring 80 or more points	13-3
Scoring 70-79 points	4-8
Scoring 60-69 points	2-1
Scoring 50-59 points	0-1
Scoring less than 50 points	0-0

Allowing 80 or more points	4-9
Allowing 70-79 points	7-3
Allowing 60-69 points	6-1
Allowing 50-59 points	2-0
Allowing less than 50 points	0-0

On Sunday	1-0
On Monday	0-0
On Tuesday	3-4
On Wednesday	5-1
On Thursday	0-2
On Friday	3-0
On Saturday	7-6

In November	6-1
In December	4-2
In January	4-4
In February	5-3
In March	0-3

- Ranks third on the team in scoring average and leads the league in free throw shooting
- He's stepped up his play on defense in league action, finishing ranked third in steals per game
- For the year, he tops the team in total +/- numbers and ranks sixth in the conference with an average of +9.9 per 40 minutes

JD DAVISON – ALL-FRESHMAN TEAM

- Two-time SEC Freshman of the Week, picking up the honor for the weeks of Dec. 6 and Feb. 14
- In 31 contests, the Letohatchee, Ala., native ranks second on the team in assists and steals, while also checking in at third on the team in rebounds
- Scored a career-high 20 points in the Tide's win over then-No. 3 Gonzaga, also adding five rebounds and three assists
- Recorded first career double-double against Miami at the ESPN Events Invitational with 13 points, 10 assists and six rebounds
- Also had 10 points and 10 rebounds in the win at Vanderbilt

CHARLES BEDIAKO – ALL-FRESHMAN TEAM

- Leads the team in blocks while sitting third in the SEC in blocks per game
- Tops the Crimson Tide in field goal percentage, making 69.1 percent of his shots' and dunks (38)
- Led the Tide in scoring and rebounding against then No.5 Kentucky, matching his career high in both points with 12 and rebounds with eight
- Recorded a career-high six blocks in the Tide's win over then-No. 3 Gonzaga, while also adding eight rebounds – the first Tide player to swat 5+ shots in a game since Donta Hall

NATION'S BEST BACKCOURT?

- The Alabama backcourt of All-SEC performer Jaden Shackelford, Jahvon Quinerly, SEC All-Defensive team honoree Keon Ellis and SEC All-Freshman Team selection JD Davison is living up to its preseason hype of not only one of the top backcourts in the SEC, but arguably in the nation
- Two members in Shackelford (Jerry West) and Quinerly (Bob Cousy) were each named to preseason national watch lists, Ellis was a JUCO All-American and Davison was a McDonald's All-American and one of the top players to ever sign at Alabama
- The SEC has also recognized both Shackelford and Davison (twice) as the league's player and freshman of the week for the week, respectively.
- On Dec. 6 the duo swept the award, marking just the second time in school history Tide players won both weekly awards, while Davison also earned SEC Freshman of the Week honors Feb. 14.
- So far this season, the backcourt has shined, as Shackelford (16.7), Quinerly (14.3 ppg), Ellis (12.0 ppg) and Davison (8.5 ppg) are combining to average 51.5 points or 64 percent of the team's scoring output

STATS IN WINS VS LOSSES

- Below is a breakdown of key stats in Alabama's 19 wins compared to the same stats in its 13 losses on the year.

GAMES	POINTS PER GAME	FG%	3FG%	REBS PER GAME	ASTS PER GAME
	UA-OPP (MARGIN)	UA / OPP	UA / OPP	UA / OPP (MARGIN)	UA / OPP
Won (19)	83.1-71.8 (+11.3)	.464 / .409	.323 / .324	41.4 / 35.5 (+5.9)	15.1 / 11.1
Lost (13)	75.3-83.3 (-7.9)	.412 / .479	.293 / .343	36.7 / 37.4 (-0.7)	13.8 / 14.6

TOP SCORING DUO

- The duo of Jaden Shackelford and Jahvon Quinerly have formed quite the offensive duo in the league. The combination ranks as the third-highest scoring pair in the conference.
- Shackelford (16.7 ppg) and Quinerly (14.3) combine to account for 31.0 points per game, trailing Vanderbilt's Scottie Pippen Jr. and Jordan Wright (32.4) and Mississippi State's Iverson Molinar and Tolu Smith's (31.7) points per game average.
- Below is the SEC's top seven scoring duos:

Player (PPG)	School	Total Combined Points
Scottie Pippen Jr. (20.2)/Jordan Wright (12.2)	Vanderbilt	32.4
Iverson Molinar (17.6)/Tolu Smith (14.1)	Mississippi State	31.7
Jaden Shackelford (16.7)/Jahvon Quinerly (14.3)	Alabama	31.0
Tari Eason (16.9)/Darius Days (13.7)	LSU	30.6
J.D. Notae (18.4)/Stanley Umude (11.8)	Arkansas	30.2
Oscar Tshiebwe (17.0)/Ty Ty Washington Jr. (12.8)	Kentucky	29.8
Jabari Smith (17.1)/KD Johnson (12.3)	Auburn	29.4

BY THE NUMBERS

1

Number of Quad 4 games played by Alabama this season according to the NCAA NET Rankings – the fewest by any team in the nation.

1

The Tide owns the consensus No. 1 ranked strength of schedule according to the NCAA NET Ranking, Ken Pomeroy ranking and ESPN BPI, among other metric rankings.

1

Jaden Shackelford leads the SEC in threes made (99), threes attempted (278) and threes made per game (3.1)

3

Ranking of the 2022 signing class, which consists of two five-star signees, by both Rivals and 247Sports. com. It is the highest-ranked signing class in program history

4

Alabama is the only team in the nation with four victories over the top-10 NCAA NET victories this season (defeated No. 1 Gonzaga, No. 3 Baylor, No. 5 Houston and No. 8 Tennessee).

12

According to the KenPom.com rankings, Alabama is currently 12th in the nation in adjusted offensive tempo, averaging 71.7 possessions per game

14

Alabama is currently ranked 14th nationally in offensive efficiency, according to KenPom.com. It would stand as the Tide's second-best offensive efficiency ranking in the 20 years of the Ken Pomeroy rankings (finished 9th in 2005).

22

Alabama is making its 22nd NCAA Tournament appearance in program history with the at-large selection to the 2022 event. The Crimson Tide has an all-time record of 21-21 (.500) and has reached eight Sweet 16s and one Elite 8.

297-OF-963

Alabama leads the league in threes made (297) and attempted (963). With three more makes, the 2021-22 team will be just the third in program history to have made at least 300 treys and 900 attempts for a season (2019-20 and 2020-21 also achieved the feat, with last year's squad hold the record of 348-of-989).

824

Number of SEC wins for Alabama, which ranks second among all league teams (Kentucky has 1,034). The Crimson Tide's SEC winning percentage of .564 is third-best in the conference annals, behind Kentucky (.778) and Tennessee (.567).

1,736

Number of all-time wins for Alabama in 109 years of basketball, which ranks third in the SEC behind Kentucky and Arkansas.

STRENGTH OF SCHEDULE

- Alabama enters NCAA Tournament play having played the toughest schedule in the nation to this point
- The Crimson Tide's schedule ranks No. 1 in the nation in across all metric ranking systems, including average opponent NET ranking, KenPom.com, ESPN BPI, Sagarin rankings and RealTimeRPI.
- Of Alabama's 32 games played this season, a total of 16 contests (13 teams) came against NCAA Tournament foes with the Tide holding a 9-7 (.563) record in those games. UA defeated a pair of No. 1 seeds (Gonzaga and Baylor) this season, along with No. 3 seed Tennessee, No. 4 seed Arkansas and No. 5 seed Houston.
- When factoring in the four teams UA played that made the NIT, Alabama's 32-game schedule included 21 contests (17 teams) that reached postseason play.
- The Tide's non-conference schedule consists of three of last year NCAA Final Four teams – each of which Alabama defeated on the season – in Gonzaga (won, 91-82), Houston (won, 83-82) and Baylor (won, 87-78) as well as six different teams that were picked to win their respective league
- Alabama has faced nine ranked opponents this season, all of which have been ranked inside the AP Top 15 (5-4 vs. ranked teams).
- UA has faced six teams ranked in the AP Top-5 during the regular season, which matches the 2012-13 Ohio State team as the most top-five opponents played by any program in the regular season in the Associated Press poll-era.
- Additionally, the Tide played one of the toughest stretches in college basketball in nearly 15 years having faced three consecutive teams that were ranked in the Associated Press Top-5 (No. 4 Baylor on Jan. 29, No. 1 Auburn on Feb. 1 and No. 5 Kentucky on Feb. 5). It was the first time since the 2008-09 season that any Division I team faced three-straight AP Top-5 teams (Rutgers).
- Among the ranked Tide defeated then-No. 3 Gonzaga on Dec. 4 (91-82), then-No. 14 Houston on Dec. 11 (83-82), then-No. 14 Tennessee on Dec. 29 (73-67), No. 13 LSU on Jan. 19 (70-67) and then-No. 4 Baylor (87-78).

THE TIDE IN THE NATIONAL & CONFERENCE STATS

- Below is a breakdown of where UA ranks in the SEC and NCAA (all numbers as of 3/14):

CATEGORY	STAT	SEC ALL GAMES	SEC ONLY*	NCAA
Total 3s Attempted	963	1	1 (555)	5
Offensive Rebounds	13.53	1	1 (14.06)	6
Scoring Offense	79.97	1	1 (77.83)	10
Rebounding Offense	39.97	2	2 (39.28)	15
Free Throws Attempted	674	5	4 (389)	26
Total 3s Made	297	1	1 (163)	27
3s Made Per Game	9.3	1	1 (9.06)	27
Free Throws Made	492	6	2 (298)	28
Blocked Shots	4.7	4	3 (4.83)	35
Assists	14.6	3	T4 (14.06)	68
Rebounding Margin	+3.8	3	5 (+1.56)	73
Defensive Rebounds	26.44	4	4 (25.22)	88
Steals	7.0	11	9 (7.17)	123
Free Throw Percentage	.730	8	2 (.766)	123
Scoring Margin	+3.6	9	8 (-0.22)	145
3-Point FG Percentage Defense	.331	12	12 (.346)	163
Field Goal Percentage	.441	5	13 (.418)	178
Assist/Turnover Ratio	1.00	9	9 (0.94)	189
FG Percentage Defense	.435	10	8 (.437)	194
Turnover Margin	-1.5	12	12 (-1.67)	285
3-Point FG Percentage	.308	10	12 (.294)	302
Scoring Defense	76.4	13	13 (78.06)	318

* SEC only stat in parentheses

BAMA SWEEP

- Following Alabama's upset win over then-No. 3 Gonzaga Dec. 4 in the Battle in Seattle, the Crimson Tide swept the league's weekly awards as Jaden Shackelford was named the Southeastern Conference's Player of the Week and JD Davison earned the league's Freshman of the Week
- In addition to his conference award, Shackelford was also named the NCAA.com March Madness National Player of the Week
- It marks just the second time in program history that the Crimson Tide has swept the league's weekly honors dating back to the 1990-91 season when the SEC began what was then called the Rookie of the Week award
- The only other occurrence came during the week of Feb. 17, 2020 when Kira Lewis Jr. (player of the week) and Shackelford (freshman of the week) earned the recognition

RECORD WATCH - INDIVIDUAL

Jaden Shackelford

Alabama All-Time Scoring Leaders (notables listed)

1.	2,168	Reggie King	1976-79
15.	1,575	Melvin Cheatum	1988-91
16.	1,539	John Petty Jr.	2018-21
17.	1,532	Eric Washington	1994-97
18.	1,487	Rod Grizzard	2000-02
19.	1,462	Jaden Shackelford	2019-pres.

Career 3-Point Field Goals Made

1.	311	John Petty Jr.	2018-21
2.	263	Brian Williams	1996-99
3.	262	Eric Washington	1994-97
4.	246	Jaden Shackelford	2019-pres.

Career 3-Point Field Goals Attempted

1.	814	John Petty Jr.	2018-21
2.	738	Brian Williams	1996-99
3.	697	Jaden Shackelford	2019-pres.

Single-Season 3-Point Field Goals Made

1.	113	Eric Washington	1995-96
2.	103	Mykal Riley	2007-08
3.	99	Jaden Shackelford	2021-22

Single-Season 3-Point Field Goals Attempted

1.	279	Eric Washington	1995-96
2.	278	Jaden Shackelford	2021-22
3.	248	Brian Williams	1997-98

Keon Ellis

Single Season Steals

6.	64	Trevor Releford	2011-12
7.	63	Latrell Sprewell	1991-92
8.	61	Ennis Whatley	1982-83
9.	60	Keon Ellis	2021-22
	60	Trevor Releford	2010-11

RECORD WATCH - TEAM

THREE-POINT FIELD GOALS MADE

Season			
1.	348	989 attempts (33 games)	2020-21
2.	334	957 attempts (31 games)	2019-20
3.	297	963 attempts (32 games)	2021-22
4.	259	763 attempts (33 games)	2015-16
5.	255	700 attempts (32 games)	1995-96
6.	249	632 attempts (32 games)	2004-05

THREE-POINT FIELD GOALS ATTEMPTED

Season			
1.	989	348 made (33 games)	2020-21
2.	963	297 attempts (32 games)	2021-22
3.	957	334 made (31 games)	2019-20
4.	763	259 made (33 games)	2015-16
5.	718	244 made (34 games)	2018-19
6.	711	232 made (36 games)	2000-01

TWO-TIME WINNER

- Alabama guard JD Davison has twice been named the SEC Freshman of the Week, earning the award for the weeks of Dec. 6, 2021 and Feb. 14, 2022.
- Davison is the first Crimson Tide player to earn the honor twice in the same season since John Petty Jr. achieved the feat during the 2017-18 campaign.

TIDE'S TOP TWO-WAY PLAYER

- Through 32 games, Ellis is the Tide's top player when it comes to plus-minus totals leading the way with a +98 – an average of 9.9 per 40 minutes. That number ranks sixth-best in the SEC.
- Ellis is averaging 12.0 ppg, which ranks third on the team, and leads UA in steals (1.9 spg - 7th in SEC), free throw percentage (88.1 percent - 1st in SEC), deflections (122), Hard Hat Awards (10) and Blue Collar Points (506.5)
- In the win over Louisiana Tech, Ellis finished with a +37 plus-minus total, which matched the highest single-game total and marked the 11th time during head coach Nate Oats' three seasons at Alabama that a UA player has recorded a plus-minus rating of +30:

Keon Ellis	+37	at LSU	1/19/21
John Petty Jr.	+36	at LSU	1/19/21
John Petty Jr.	+32	vs. Mississippi State	3/12/21
Herbert Jones	+32	Arkansas	1/16/21
Jaden Shackelford	+32	vs. Belmont	12/21/19
Herbert Jones	+31	at LSU	1/19/21

SIGNEES JADEN BRADLEY, BRANDON MILLER SELECTED AS MCDONALD'S ALL-AMERICANS

- Alabama men's basketball signees Jaden Bradley and Brandon Miller were both selected to the McDonald's Boys High School All-American game, organizers announced Jan. 25.
- It marks the second time program history that the Crimson Tide will have two signees represented at the annual event in the same year (1981: Bobby Lee Hurt and Ennis Whatley)
- Bradley and Miller become the 15th and 16th program signees to earn the honor as part of the top prep players in the nation and the fourth and fifth in the last six years alone
- Most recently, JD Davison earned the recognition in 2020 and before that it was Jahvon Quinerly in 2018 and Collin Sexton in 2017
- Other former Alabama players to be honored with the distinction includes: Devonta Pollard (2012), JaMychal Green (2008), Richard Hendrix (2005), Mo Williams (2001), Gerald Wallace (2000), James "Hollywood" Robinson (1989), Jamal Faulkner (Arizona State transfer, 1989), Buck Johnson (1982), Ennis Whatley (1981) and Bobby Lee Hurt (1981).

ALABAMA SET TO COMPETE IN 2022 PKI

- Alabama will be a part of the eight-team field that will make up the 2022 Phil Knight Invitational, it was announced by ESPN Events Feb. 15. The tournament will be held Thursday, Nov. 24 through Sunday, Nov. 27 at three different venues in Portland, Ore.
- In addition to the Crimson Tide, who will be competing at the event for the first time, the field includes UConn, Iowa State, Michigan State, North Carolina, Oregon, Portland and Villanova.
- The tournament is set to honor the NIKE, Inc. co-founder and 2012 Naismith Memorial Hall of Fame inductee for his 85th birthday as a part of ESPN's Feast Week
- Arkansas and Florida are previous representatives of the SEC playing in the 2017 PK-80 Invitational, a 16-team version of the event
- This year's tournament will be played at three different locations across the city of Portland, Ore. – Chiles Center at the University of Portland, the Rose Quarter's Moda Center home of the Portland Trailblazers and Veterans Memorial Coliseum



QUINERLY, SHACKELFORD BOTH HONORED WITH PRESEASON AWARDS

- The Tide's backcourt duo of Jahvon Quinerly and Jaden Shackelford have already begun to get noticed as one of the top guard tandems in not only the SEC, but in the nation
- The Naismith Memorial Basketball Hall of Fame recently announced the Quinerly was named to the Watch List for the Cousy Award, given to the nation's top point guard, while Shackelford was selected to the West Award Watch List for the top shooting guard
- The duo also garnered recognition from around the league, as both SEC and national media members selected Quinerly and Shackelford both to the Preseason All-SEC First Team



ROJAS MAKES RETURNS FROM TORN ACL

- Senior James Rojas suffered a torn ACL in his left knee in mid-June, but has completed the rehab and is back in the rotation
- The 6-8, 220-pound forward has played in nine games making one start and is averaging 5.2 points and 3.2 rebounds per contest
- It marks his second ACL injury after tearing the ACL in his right knee in August of 2019, forcing him to miss the entire 2019-20 season
- Last year, Rojas played in 30 contests making one start while averaging 2.9 points and 2.6 rebounds in 11.1 minutes per game
- He ranked second on the team with 18 floor dives while also earning a pair of Hard Hat awards

PRIMO AND JONES EACH SELECTED IN NBA 2021 DRAFT

- Two Alabama men's basketball players were selected in the 2021 NBA Draft, which was held in Brooklyn, N.Y., at the Barclays Center on July 30. Guard Joshua Primo was a first round selection of the San Antonio Spurs at No. 12 overall and guard/forward Herbert Jones went No. 35 to the New Orleans Pelicans.
- Primo's selection gave Alabama back-to-back NBA Draft Lottery picks for the first time in program history, while it was also the first time since 1995 that UA had two players selected in the same draft. That year, Antonio McDyess went No. 2 overall to the L.A. Clippers and Jason Caffey was the 20th overall pick by the Chicago Bulls.
- The Tide has now had consecutive first round draft picks for the first time in 25 years (1995 and 1996)
- Primo and Jones became the 44th and 45th Alabama players to hear their name called on draft night
- The Crimson Tide has had a guard drafted in the NBA Draft Lottery in three of the last four years (Collin Sexton No. 8 overall to the Cleveland Cavaliers in 2018, Kira Lewis Jr. No. 13 overall to the New Orleans Pelicans in 2020)
- Primo became the 17th UA player to be a first round selection and the eighth top-15 draft pick
- It was the 11th time Alabama has had two players selected in the same draft in program history

BREAKING DOWN THE STARTING LINEUP

Opponent (W/L)	G	G	G	F	F
Louisiana Tech (W)	Ellis	Shackelford	Quinerly	Gurley	Bediako
South Dakota State (W)	Ellis	Shackelford	Quinerly	Gurley	Bediako
South Alabama (W)	Ellis	Shackelford	Quinerly	Gurley	Bediako
Oakland (W)	Ellis	Shackelford	Quinerly	Gurley	Bediako
vs. Iona (L)	Ellis	Shackelford	Quinerly	Gurley	Bediako
vs. Drake (W)	Ellis	Shackelford	Quinerly	Gary	Bediako
vs. Miami (W)	Ellis	Shackelford	Quinerly	Gary	Bediako
vs. Gonzaga (W)	Ellis	Shackelford	Quinerly	Gary	Bediako
Houston (W)	Ellis	Shackelford	Quinerly	Gary	Bediako
at Memphis (L)	Ellis	Shackelford	Quinerly	Gary	Bediako
Jacksonville State (W)	Ellis	Shackelford	Quinerly	Gary	Bediako
vs. Davidson (L)	Ellis	Shackelford	Quinerly	Gary	Bediako
Tennessee (W)	Ellis	Shackelford	Quinerly	Gary	Bediako
at Florida (W)	Ellis	Shackelford	Quinerly	Gary	Bediako
at Missouri (L)	Ellis	Shackelford	Quinerly	Gary	Bediako
vs Auburn (L)	Ellis	Shackelford	Quinerly	Gary	Bediako
at Mississippi State (L)	Ellis	Shackelford	Quinerly	Gurley	Bediako
vs LSU (W)	Ellis	Shackelford	Davison	Gurley	Bediako
Missouri (W)	Ellis	Shackelford	Davison	Miles	Gurley
at Georgia (L)	Ellis	Shackelford	Davison	Rojas	Bediako
Baylor (W)	Ellis	Shackelford	Quinerly	Rojas	Bediako
at Auburn (L)	Ellis	Shackelford	Quinerly	Gary	Bediako
Kentucky (L)	Ellis	Shackelford	Quinerly	Gary	Bediako
at Ole Miss (W)	Ellis	Shackelford	Quinerly	Gary	Bediako
Arkansas (W)	Ellis	Shackelford	Davison	Gary	Gurley
Mississippi State (W)	Ellis	Shackelford	Quinerly	Gurley	Bediako
at Kentucky (L)	Ellis	Shackelford	Quinerly	Gary	Bediako
at Vanderbilt (W)	Ellis	Shackelford	Davison	Gurley	Bediako
South Carolina (W)	Ellis	Johnson	Quinerly	Barnes	Rojas
Texas A&M (L)	Ellis	Shackelford	Davison	Miles	Bediako
at LSU (L)	Ellis	Shackelford	Quinerly	Gurley	Bediako
vs. Vanderbilt (L)	Ellis	Shackelford	Quinerly	Gurley	Bediako

Consecutive starts: Ellis 32, Shackelford 3, Bediako 3, Gurley 2, Quinerly 2
Number of different starting lineups: 9

Record by Lineup (bold indicates most recent lineup)

8-7	Ellis, Shackelford, Quinerly, Gary, Bediako
5-4	Ellis, Shackelford, Quinerly, Gurley, Bediako
2-0	Ellis, Shackelford, Davison, Gurley, Bediako
1-0	Ellis, Quinerly, Johnson, Barnes, Rojas
1-0	Ellis, Shackelford, Davison, Gary, Gurley
1-0	Ellis, Shackelford, Quinerly, Rojas, Bediako
1-0	Ellis, Shackelford, Davison, Miles, Gurley
0-1	Ellis, Shackelford, Davison, Miles, Bedako
0-1	Ellis, Shackelford, Davison, Bediako, Rojas

BURNETT TEARS ACL, WILL MISS 2021-22 SEC SEASON

- Alabama men's basketball player Nimari Burnett suffered a knee injury that will keep him sidelined for the 2021-22 season, head coach Nate Oats confirmed Sept. 7. The 6-4, 190-pound sophomore guard underwent successful surgery on his right knee and is expected to make a full recovery.
- Surgery was performed by Dr. Lyle Cain of Andrews Sports Medicine at St. Vincent's Hospital in Birmingham, Ala.
- Played in 12 games as a freshman at Texas Tech in 2020-21 before opting to enter the transfer portal where he signed with Alabama in April 2021
- Averaged 5.3 points, 1.8 rebounds and 1.4 steals in 17.8 minutes per contest, while connecting on 88.9 percent from the foul line (32-of-36) with the Red Raiders
- A five-star prospect according to ESPN, who had him ranked as the No. 22 overall player and the No. 4 guard in the country coming out of Prolific Prep in 2020
- Rated as a four-star prospect by 247 sports, who also ranked him No. 38 overall and the No. 8 player at his position (2020)

SIGNED 22

ALABAMA MEN'S BASKETBALL

2022 NLI SIGNING CLASS NOTES

- Ranked No. 3 overall signing class according to both 247sports and Rivals, which is the highest-ranked signing class in program history
- Third consecutive top-15 signing class and second-straight top-10 for head coach Nate Oats since arriving on campus
- Marks the third year in a row landing at least one 5-star signee (JD Davison in 2021, Joshua Primo in 2020)
- Two McDonald's All-Americans in the same class for the second time in program history
- Second consecutive ESPN No. 1 point guard signed (Davison & Bradley)



JADEN BRADLEY | PG | 6-3 | 185 | ROCHESTER, N.Y. (IMG ACADEMY)

- Consensus 5-star and McDonald's All-American
- Joins Brandon Miller as a 5-star recruit and is the No. 1-rated point guard in the 2022 class and the No. 8 overall rated player in the ESPN 100
- Ranked by 247Sports as the No. 3 point guard and No. 18 overall prospect in this year's class
- Named to the Preseason Naismith Boys High School Player of the Year Watch List
- Before transferring to IMG, he led Cannon School (Charlotte, N.C.) to a 27-6 record and their first state championship since 2006, scoring 27 in the championship game
- Averaged 23.1 points, 6.4 rebounds, 6.1 assists and 2.9 steals on his way to being named the 2020 North Carolina Gatorade Player of the Year
- Also earned first team all-state and conference player of the year honors as a junior
- During the 2021 Nike EYBL circuit, he led all players with 6.1 assists per game, while also collecting 17.6 points and 6.2 rebounds per game
- The IMG product has attended prestigious academies and camps including CP3 Elite, Under Armor SC30, Pangos All American, USA Training Camp and NBPA Top 100 Camp
- Chose Alabama over Arizona, Gonzaga, Kentucky and Florida State, among many others



BRANDON MILLER | F | 6-9 | 200 | ANTIOCH, TENN. (CANE RIDGE HS)

- Consensus 5-star and McDonald's All-American
- One of the top-rated players to ever sign at Alabama who is ranked as the No. 3 small forward in the 2022 class and the No. 11 overall player nationally by 247Sports
- ESPN ranks him as the No. 13 overall player and No. 4 small forward in the 2022 class
- Named to the Preseason Naismith Boys High School Player of the Year Watch List
- 2021 Tennessee Gatorade Player of the Year and the No. 1-ranked prospect in the state
- Averaged 24.1 points, 8.5 rebounds, 4.3 assists, and 2.3 steals per game for Cane Ridge, leading the Ravens to a 15-1 record and a Class AAA state championship game
- Named First Team All-State by the Tennessee Sports Writers Association
- Invited to the Nike Elite 100 camp as freshman and attended the Pangos All-American and NBPA Top 100 Camp
- As a junior he averaged 23.3 points, 8.0 rebounds, 4.3 assists, 2.6 blocks and 2.3 steals on his way to earning 2020 Tennessee Boys Basketball Player of the Year by The Tennessean
- Suited up for Bradley Beal Elite in the Nike EYBL and averaged 12.9 points, 8.9 rebounds and 2.3 assists per contest
- Led his team to the Peach Jam-- championship game and stood out as one of the top performers at the event, earning Second Team All-Peach Jam honors
- Father, Darrell Miller, played tight end for the Crimson Tide and under Gene Stallings in the early 90s
- Announced his commitment live on CBS Sports HQ and chose Alabama over Kansas, Tennessee, Kentucky, Auburn, Tennessee State and playing professionally



NOAH CLOWNEY | F | 6-10 | 210 | ROEBUCK, S.C. (DORMAN HS)

- Rated as the consensus No. 1 prep player in the state of South Carolina
- Rivals considers him a 4-star player who is ranked No. 7 power forward and No. 43 overall
- Plays for legendary coach Thomas Ryan at Dorman High School
- Led Dorman to a 21-5 record as a junior while averaging 15.0 points, 7.9 rebounds and 1.4 blocks across the 26 contests
- Attended the NBPA Top 100 Camp in the summer of 2021 where he was ranked among the top 10 players at the event where he was able to showcase his intensity and two-way skills as a post player
- Played AAU ball under Team Dickerson Celtics under head coach Demond Stephens
- While playing against elite competition on the AAU circuit, he averaged 17.5 points, 9.7 rebounds and 1.7 blocks per game
- Chose Alabama over Indiana, Virginia Tech, South Carolina and Georgia Tech, among others



RYLAN GRIFFEN | SG | 6-5 | 180 | DALLAS, TEXAS (RICHARDSON HS)

- One of the top shooting guards in the nation
- Rated as a 4-star signee and the No. 5-ranked shooting guard for the class of 2022 by 247Sports
- Led Richardson to the 6A state semifinals averaging 22 points, 4.9 rebounds and four assists per game in his junior year before
- Put up big numbers against elite competition on the AAU circuit over the summer, averaging 17 points, 4.0 rebounds and 3.0 assists per game for Team Trae Young
- Proved himself as one of the most polished scorers in the Adidas 3SSB circuit, where he showed off his elusive finishing ability and an impressive stroke from deep
- Attended the Pangos All-American Camp last summer
- Chose Alabama over offers from Kansas, Oklahoma State, Georgia and Kansas State, among others



NICK PRINGLE | F | 6-9 | 220 | SEABROOK, S.C. (DODGE CITY CC/WOFFORD)

- Rated as the No. 1 JUCO power forward and No. 2 overall JUCO prospect by 247Sports Composite
- Began his collegiate career at Wofford and collected his first and only career double-double with 17 points and 11 boards against Carver College
- Shot 59 percent from the field his freshman season while totaling 30 points and 32 rebounds
- Originally signed with Wofford College out of Whale Branch High School
- Helped lead Whale Branch to the 2A state title game, capping the semifinal victory with a monster two-handed jam before scoring six points in overtime to seal the win
- Grew from 6-2 as a high school sophomore before plateauing at 6-9 as a senior
- Named 2A All-Region team after averaging 10.0 points and 10.0 rebounds a contest
- Named first team all-state and selected to the Carolinas Classic All-Star game in 2020
- Shined in AAU ball with Team TMP, wowing coaches with his versatility on both sides of the ball
- Chose Alabama over Georgia, Mississippi State, Ole Miss, Arizona State and West Virginia, among others



NATE OATS

Head Coach 3rd Season at UA
MARANTHA BAPTIST, 1998 7th Season Overall

- When Nate Oats was formally introduced as head men's basketball coach at The University of Alabama on March 28, 2019, he promised fans would see an entertaining, up-tempo and fast-paced style of play. And that's exactly what he has delivered during his time in Tuscaloosa.
- The immediate success became evident in his second year at the helm of the program as Oats guided the 2020-21 Crimson Tide to one of its best seasons in the program's illustrious history. Alabama finished the year with a 26-7 overall mark, won 16 conference games (16-2), captured both the SEC regular season and tournament championships, and ended the year ranked No. 5 in the Associated Press' final national rankings which matched the best end-of-season ranking in program history.
- As a result, Oats was rewarded midway through the 2020-21 season with a contract extension that is set to keep him in charge of the Crimson Tide basketball program through March 14, 2027.
- An indicator of Alabama's resurgence can be seen by looking at the last two NBA Drafts. Prior to his arrival, the Tide had just one men's basketball player selected among the top 15 picks from 1992-2019. As a coach who is known for developing talent, Oats has now had an Alabama player selected in the NBA Draft Lottery (top-14 pick) in back-to-back years – a first in program history. The New Orleans Pelicans selected Kira Lewis Jr. No. 13 overall in the 2020 NBA Draft Lottery while Joshua Primo was taken by the San Antonio Spurs at No. 12, making UA one of three schools across the nation to have an NBA Lottery pick in each of the last two drafts.
- Furthermore, Herbert Jones was taken by the Pelicans with the fifth pick in

the second round (No. 35 overall) of the 2021 Draft which gave Alabama two players drafted in the same year for the 11th time in program history and the first since 1995. That Tide was also one of only 11 schools nationwide to have more than one player selected.

- Both Primo and Jones earned their way onto draft boards as a result of one of the best seasons in the 100-plus years of Alabama basketball. The 2020-21 Alabama squad claimed both the Southeastern Conference regular season and tournament championships – the only power five program to sweep both the regular season and tournament titles in 2021 – and reached the Sweet 16 for the first time since 2004.
- The season's success snapped some lengthy dry spells within the program as Oats guided Alabama to its first conference championship in 19 years (dating back to 2002), first tournament championship in 30 years (dating back to 1991) and first Sweet 16 showing in 17 years (dating back to 2004). As a result, Oats was named the 2021 SEC Coach of the Year, making him the fourth Alabama head coach to earn the recognition while he earned the accolade for the third time in his career (Mid-American Conference Coach of the Year in 2018 and 2019). Oats was also honored as the United States Basketball Writers Association (USBWA) and the National Association of Basketball Coaches (NABC) District Coach of the Year and was one of four finalists for the 2021 Naismith National Coach of the Year.
- Oats has boasted eight players who have earned SEC postseason honors, coached three NBA Draft picks, three SEC First Team honorees, the 2021 SEC Tournament MVP and the 2021 SEC Player and Defensive Player of the Year.
- Across his two years, the Tide has combined to lead the nation in three-pointers made per game (10.7), total three-point shots made (682) and total threes attempted (1,946) while averaging more than 80.5 points per game and breaking several school and conference records along the way. Additionally, UA has collected 35 games (out of the 64 he has coached) of scoring 80 or more points, including a school-record 19 such contests in 2020-21.
- Similar to his expectations on the court, Oats places a high emphasis off the court, particularly in the classroom and the community. Since take over the reigns in 2019, 20 men's basketball players have been named to either the SEC Academic Honor Roll or SEC First Year Honor Roll while earned have graduated and earned a diploma. Additionally, the team set a record for cumulative grade point average in 2020 while maintaining a team GPA over above 3.0 during his time at the helm.
- The program's success has also resulted positively on the recruiting trail as Oats and his staff have signed back-to-back top-10 recruiting classes in 2020 and 2021. Excluding graduate transfers and JUCO signees, of the eight signed players during Oats' two seasons at Alabama, four have been five-star prospects while the other four were all rated as four-star signees. Moreover, the 2020-21 team alone features three McDonald's All-Americans (Jahvon Quinerly, Nimari Burnett and JD Davison).
- Whether it's on the court, in the classroom or out recruiting future Crimson Tide stars, Oats' has returned a winning attitude around the Alabama program. Much of that he credits to instilling three core values that make up the pillars on which the team's culture is built – Max Effort, Continuous Growth and Selfless Love.

CAREER HISTORY AND RESULTS

UNIVERSITY OF BUFFALO, HEAD COACH, 2015-19

Year	Record	Pct.	MAC Record	Pct.	Postseason
2015-16	20-15	.571	10-8	.556	NCAA First Round
2016-17	17-15	.531	11-7	.611	
2017-18	27-9	.750	15-3	.833	NCAA Second Round
2018-19	32-4	.889	16-2	.889	NCAA Second Round
Total (4)	96-43	.696	60-30	.667	

UNIVERSITY OF ALABAMA, HEAD COACH, 2019-PRESENT

Year	Record	Pct.	SEC Record	Pct.	Postseason
2019-20	16-15	.516	8-10	.444	NA
2020-21	26-7	.788	16-2	.889	NCAA Tournament Sweet 16
2021-22	19-13	.594	9-9	.500	
Total (3)	61-35	.635	33-21	.611	
Total (7)	157-78	.668	93-51	.646	

HONORS

- SEC Coach of the Year (2021)
- MAC Coach of the Year (2018, 2019)
- NABC District Coach of the Year (2018, 2019)
- 3x Regular Season Champions (2x MAC, 1x SEC)

POSTSEASON

- 4x Conference Tournament Champions (MAC 3x, SEC 1x)
- 4 NCAA Tournaments
- 1 Sweet 16

ON THE BENCH



CHARLIE HENRY
Assistant Coach

- In his third season at Alabama
- Boasts more than 10 years of coaching experience on three major levels of basketball – NBA, G League and DI power-five schools – including stops at the Chicago Bulls, Windy City Bulls and Iowa State
- With Henry's assistance, Alabama swept both the SEC regular season, the program's first since 2002, and tournament, first since 1991, championships, while becoming the only "Power 5" program to achieve the feat during the 2021 campaign



BRYAN HODGSON
Assistant Coach

- In his third season at Alabama
- Instrumental in signing the nation's No. 9-ranked signing class in 2021 and No. 3-ranked class in the SEC according to 247sports
- Ranked No.6 on 247sports' list of the top 2020 coach recruiter rankings
- Listed as one top the top 50 Most Impactful High Major Assistant Coaches and invited to participate in the prestigious 2020 TopConnect Seminar



ANTOINE PETTWAY
Assistant Coach

- In his 11th season as an assistant coach at his alma mater, and his 14th on the Alabama staff
- Known as one of the top recruiters in the country and was listed by 247sports.com as the No. 8 recruiter in the nation for the 2021 class
- Prior to that, he was ranked No. 1 nationally in 2019, No. 3 in 2017 and No. 9 in 2018
- Recruited and signed five-star prospect JD Davison who is one of the highest-rated recruits to ever sign with the Alabama men's basketball program, ranking No. 9 overall



ADAM BAUMAN
Director of Scouting and Analytics

- In his third season at Alabama and is in his first year serving as the program's director of scouting and analytics
- Responsible for overseeing the budget, scheduling, all analytics, recruiting coordinator, advance scouting and camps, among other duties



DONOVAN KATES
Special Assistant to Head Coach

- Enters fourth season with the program and first as special assistant to the head coach
- Prior to his promotion, Kates was the video coordinator in 2020-21 after spending two years as a graduate assistant manager.

THE LAST TIME...

TEAM...

Scored 100 points or more:

Nov. 12, 2021 - UA 104, South Dakota State 88

Scored 110 points or more:

Feb. 13, 2021 - UA 115, Georgia 82

Scored less than 50 points:

Jan. 6, 2018 - Georgia 65, UA 46

Allowed 100 points:

Feb. 1, 2021 - Auburn 100, Alabama 81

Held opponent to 40 points or less:

Jan. 10, 2015 - UA 56, Tennessee 38

Held opponent to 15 pts or less in half:

Nov. 29, 2016 - 15 points allowed vs. Charleston Southern (1st half)

Scored 60 points in a half:

Nov. 28, 2021 - 63 points in second half vs. Miami

Won an overtime game:

Feb. 8, 2020 - UA 105, Georgia 102

Lost an overtime game:

March 5, 2022 - LSU 80, UA 77

Played a double-overtime game:

Jan. 4, 2020 - Florida 104, UA 98

Played a triple-overtime game:

Feb. 7, 2017 - UA 90, South Carolina 86 (4ot)

Played a quadruple-overtime game:

Feb. 7, 2017 - UA 90, South Carolina 86

Shot 60% in a game:

Feb. 9, 2022 - 60.0% (36-of-60) at Ole Miss

Shot 60% or better in a half:

Feb. 9, 2022 - 65.5% (19-of-29) in second half at Ole Miss

Shot 70% or better in a half:

Nov. 29, 2019 - 72.7% in 2nd half vs. Southern Miss

Failed to hit a three-pointer in a game:

Dec. 4, 2010 vs. Purdue (397 games)

Had at least 20 three-pointers in a game:

Jan. 19, 2021 at LSU (23)*

Had at least 15 steals in a game:

Dec. 12, 2020 vs. Clemson (17)

Had at least 25 assists in a game:

Nov. 17, 2017 vs. Alabama A&M (25)

Had at least 10 blocks in a game:

Nov. 19, 2021 vs. South Dakota State (10)

Forced 25 turnovers in a game:

Nov. 11, 2012 vs. West Alabama (25)

Played a ranked opponent (AP poll):

Feb. 19, 2022 vs. No. 4 Kentucky (lost, 90-81)

Beat a ranked opponent at neutral site:

March 9, 2018 vs. No. 16 Auburn (won, 81-63)

Beat a ranked opponent at home:

Jan. 29, 2022 vs. No. 4 Baylor (won, 87-78)

Beat a ranked opponent on the road:

Dec. 4, 2021 vs. No. 3 Gonzaga (won, 91-82)

Beat a top-10 opponent:

Jan. 29, 2022 vs. No. 4 Baylor (won, 87-78)

Beat a top-10 opponent on the road:

Dec. 4, 2021 vs. No. 3 Gonzaga (won, 91-82)

Beat a top-5 opponent:

Jan. 29, 2022 vs. No. 4 Baylor (won, 87-78)

Beat a top-5 opponent on the road:

Feb. 19, 2022 at No. 4 Kentucky (lost, 90-81)

Played a No. 1 ranked opponent:

Feb. 1, 2022 vs. No. 1 Auburn (lost, 100-81)

Beat a No. 1 ranked opponent on the road:

Jan. 28, 1983 at No. 1 UCLA (won, 70-67)

Beat a No. 1 ranked opponent:

March 20, 2004 vs. No. 1 Stanford (NCAA tournament (won, 70-67)

INDIVIDUAL...

Had a player score 50 points:

Michael Nordholz (50) vs. Southern Miss, 12/12/76 (single-game scoring record)

Had a player score 40 points:

Collin Sexton (40) vs. Minnesota, 11/25/17

Had a player score 35 points:

Kira Lewis Jr. (37) at Georgia, 2/8/20

Had a player score 30 points:

Jaden Shackelford (30) at Ole Miss, 2/9/22

Had a player grab 20 rebounds:

Richard Hendrix (23) vs. Troy, 11/9/07

Had a player dish out 10 or more assists:

JD Davison (10) vs. Miami, 11/28/21

Had a player block five shots:

Charles Bediako (6) vs. Gonzaga, 12/4/21

Had a player block 10 shots:

Roy Rogers (10) vs. LSU, 2/17/96

Had a player with seven or more steals in a game:

Jeremy Hays (8) vs. Oregon State, 12/12/98

Had three players score 20 or more in a game

John Petty Jr. (24), Joshua Primo (22), Jahvon Quinerly (22) at LSU, 1/19/21

Had two players record a double-double in same game:

Jaden Shackelford (18 pts, 11 rebs), Herbert Jones (14 pts, 12 rebs) vs. Jacksonville State, 11/26/20

Had three players record a double-double in same game:

Jermaine Davidson (12 pts, 12 rebs), Alonzo Gee (22 pts, 10 rebs), Richard Hendrix (18 pts, 12 rebs) vs. Louisiana Monroe, 11/28/06

Had a player record a double-double in three consecutive games:

Donta Hall (14 pts, 16 rebs vs. Texas A&M, 12 pts, 11 rebs at Missouri, 16 pts, 12 rebs vs. Tennessee) (Jan. 12, Jan. 16, Jan. 19, 2019)

Had a player record a double-double in four consecutive games:

Donta Hall (14 pts, 16 rebs vs. Texas A&M, 12 pts, 11 rebs at Missouri, 16 pts, 12 rebs vs. Tennessee, 10 pts, 11 rebs vs. Ole Miss) (Jan. 12, Jan. 16, Jan. 19, Jan. 22, 2019)

Had six or more players score in double figures:

John Petty Jr. (14), Kira Lewis Jr. (15), Beetle Bolden (15), Herbert Jones (15), Alex Reese (14), Jaden Shackelford (16) at Florida, 1/4/20

Players who recorded a triple-double:

Kira Lewis Jr. (10 pts, 10 rebs, 13 asts) at Auburn, 2/12/20
Roy Rogers (27 pts, 10 rebs, 10 blocks) vs. LSU, 2/17/96
Roy Rogers (15 pts, 12 rebs, 14 blks) at Georgia, 2/10/96

*indicates SEC record



NOAH GURLEY

Fayette, Ga.
Fayette Co. HS/Furman

Forward / Graduate Student / 6-8 / 215

CAREER HIGHS

Points	30	vs. VMI (3/6/21)
Rebounds	12	vs. East Tennessee State (1/14/20)
Assists	7	vs. VMI (3/6/21)
Steals	3	3x, last vs. Mercer (1/2/21)
Blocks	5	2x, last vs. The Citadel (2/24/21)
Minutes	36	at Alabama (12/15/20)
Field Goals	11	3x, last vs. VMI (3/6/21)
FG Att.	22	at Wofford (2/27/21)
3-Point FG	4	2x, last at Coll. of Charleston (12/5/20)
3-Point Att.	10	vs. Samford (1/26/19)
Free Throws	8	2x, last at Cincinnati (12/9/20)
FT Att.	15	vs. UNC Greensboro (1/11/20)

2021-22 SEASON HIGHS

Points	20	vs. Tennessee (12/29/21)
Rebounds	10	vs. Tennessee (12/29/21)
Assists	2	2x, last vs. Houston (12/11/21)
Steals	2	vs. Kentucky (2/5/22)
Blocks	3	2x, last at Vanderbilt (2/23/22)
Minutes	31:49	vs. Tennessee (12/29/21)
Field Goals	8	vs. Tennessee (12/29/21)
FG Att.	10	3x, last vs. Arkansas (2/12/22)
3-Point FG	2	2x, last at Ole Miss (2/9/22)
3-Point Att.	6	2x, last vs. Arkansas (2/12/22)
Free Throws	6	vs. Houston (12/11/21)
FT Att.	8	vs. LSU (1/19/22)

MISCELLANEOUS STATS

CATEGORY	2021-22	CAREER
Double-digit scoring	7	67
20+ point games	1	13
Double-digit rebounding	1	6
Double-doubles	1	5
Led UA in scoring		
Led UA in rebounding	2	2
Led UA in three-pointers	1	1
Led UA in assists		
Led UA in steals	4	4
Led UA in blocks	9	9
5+ assist games		2
3+ three-pointers		6
3+ steal games		3
3+ block games	2	8

GURLEY'S CAREER STATS

Year	GP	GS	Min	Avg	FG	FGA	Pct	3FG	3FGA	Pct	FT	FTA	Pct	Off	Def	Tot	Avg	PF	FO	Ast	TO	Blk	Stl	Pts	Avg
2018-19*	31	26	759	24.5	103	225	.458	34	108	.315	33	51	.647	37	76	113	3.6	89	5	29	57	24	17	273	8.8
2019-20*	32	32	925	28.9	173	324	.534	24	59	.407	89	127	.701	41	107	148	4.8	89	3	60	82	23	28	459	14.3
2020-21*	25	25	729	29.2	149	299	.488	38	112	.339	56	81	.691	30	114	144	5.8	59	3	63	57	27	23	386	15.4
2021-22	32	13	585	18.3	85	176	.483	18	70	.257	32	53	.604	45	67	112	3.5	83	3	17	44	25	14	220	6.9
TOTAL	120	96	2998	25.0	507	1024	.495	114	349	.327	210	312	.673	153	364	517	4.3	320	14	169	240	99	82	1338	11.2



GURLEY'S 2021-22 GAME-BY-GAME STATS

Opponent	Date	Min	FG-FGA	3FG-FGA	FT-FTA	Off-Def-Tot	PF	A	TO	Stl	Blk	Pts
LOUISIANA TECH	11/9	19:18	1-7	1-4	0-0	0-1-1	4	2	3	1	0	3
SOUTH DAKOTA STATE	11/12	20:24	4-9	1-3	0-0	4-1-5	2	0	1	1	1	9
SOUTH ALABAMA	11/16	20:56	4-10	1-6	0-0	1-3-4	2	1	1	1	0	9
OAKLAND	11/19	20:13	3-6	0-2	2-5	2-5-7	2	0	2	0	2	8
vs. Iona	11/25	22:46	3-5	1-2	0-0	2-2-4	3	0	2	1	0	7
vs. Drake	11/26	17:20	4-6	0-1	0-1	0-3-3	4	0	0	1	1	8
vs. Miami	11/18	13:34	2-5	1-2	0-0	0-1-1	3	0	1	1	0	5
vs. Gonzaga	12/4	15:58	1-3	0-1	1-2	2-3-5	4	0	0	0	2	3
HOUSTON	12/11	17:12	1-1	0-0	6-7	0-1-1	5	2	2	0	0	8
at Memphis	12/14	14:57	2-6	0-4	0-0	1-1-2	0	0	0	0	0	4
JACKSONVILLE STATE	12/18	16:12	2-5	0-2	1-2	1-2-3	2	1	0	0	0	5
vs. Davidson	12/21	21:08	4-7	1-2	0-0	3-3-6	3	0	2	1	2	9
TENNESSEE*	12/29	31:49	8-10	2-4	2-2	1-9-10	3	0	1	0	1	20
at Florida*	1/5	6:04	1-2	1-1	0-0	1-0-1	5	0	1	0	0	3
at Missouri*	1/8	25:10	4-6	1-1	0-0	0-2-2	2	1	0	0	0	9
AUBURN*	1/11	26:01	3-6	1-2	4-4	0-2-2	0	1	1	0	3	11
at Mississippi State*	1/15	13:19	1-2	0-1	0-0	1-1-2	5	0	2	0	0	2
LSU*	1/19	23:53	2-5	0-2	2-8	4-3-7	1	1	5	0	2	6
MISSOURI*	1/22	17:05	3-3	0-0	2-4	3-0-3	0	1	1	0	1	8
at Georgia*	1/25	16:53	5-7	0-1	1-1	4-2-6	3	0	2	1	0	11
BAYLOR	1/29	19:42	2-5	0-1	0-0	1-2-3	4	1	1	0	1	4
at Auburn*	2/1	14:12	4-6	2-3	1-2	3-0-3	3	0	2	0	0	11
KENTUCKY*	2/5	16:48	1-6	0-3	1-2	0-4-4	3	0	2	2	0	3
at Ole Miss*	2/9	17:08	4-7	2-3	0-0	3-4-7	1	0	0	0	2	10
ARKANSAS*	2/12	18:13	4-10	1-6	0-0	2-2-4	4	1	4	1	1	9
MISSISSIPPI STATE*	2/16	14:44	1-3	0-2	0-0	0-1-1	2	0	0	0	1	2
at Kentucky*	2/19	18:27	5-8	1-4	1-1	0-1-1	4	0	0	0	1	12
at Vanderbilt*	2/22	25:12	3-9	1-3	4-4	2-2-4	3	1	4	1	3	11
SOUTH CAROLINA*	2/26	15:52	2-5	0-2	0-0	0-3-3	2	1	0	1	1	4
TEXAS A&M*	3/2	15:33	0-2	0-0	0-0	1-0-1	2	2	1	1	0	0
at LSU*	3/5	17:18	1-2	0-1	2-2	2-2-4	1	1	0	0	0	4
vs. Vanderbilt \$	3/10	11:42	0-2	0-1	2-6	1-1-2	1	0	3	0	0	2

* indicates Southeastern Conference opponent
\$ SEC Tournament



JUSUAN HOLT

Tacoma, Wash.
St. Francis HS

Guard / Freshman / 6-6 / 190

CAREER HIGHS

Points	7	vs. Vanderbilt (3/10/22)
Rebounds	6	at Ole Miss (2/9/22)
Assists	3	at Ole Miss (2/9/22)
Steals	1	vs. Vanderbilt (3/10/22)
Blocks	1	2x, last at Kentucky (2/19/22)
Minutes	25:55	at Ole Miss (2/9/22)
Field Goals	2	vs. Vanderbilt (3/10/22)
FG Att.	4	2x, last vs. Vanderbilt (3/10/22)
3-Point FG	1	2x, last vs. Arkansa (2/12/22)
3-Point Att.	3	vs. Oakland (11/19/21)
Free Throws	3	vs. Vanderbilt (3/10/22)
FT Att.	5	vs. Vanderbilt (3/10/22)

2021-22 SEASON HIGHS

Points	7	vs. Vanderbilt (3/10/22)
Rebounds	6	at Ole Miss (2/9/22)
Assists	3	at Ole Miss (2/9/22)
Steals	1	vs. Vanderbilt (3/10/22)
Blocks	1	2x, last at Kentucky (2/19/22)
Minutes	25:55	at Ole Miss (2/9/22)
Field Goals	1	3x, last vs. Arkansas (2/12/22)
FG Att.	4	2x, last vs. Vanderbilt (3/10/22)
3-Point FG	1	2x, last vs. Arkansas (2/12/22)
3-Point Att.	3	vs. Oakland (11/19/21)
Free Throws	3	vs. Vanderbilt (3/10/22)
FT Att.	5	vs. Vanderbilt (3/10/22)

MISCELLANEOUS STATS

CATEGORY	2021-22	CAREER
Double-digit scoring		
20+ point games		
Double-digit rebounding		
Double-doubles		
Led UA in scoring		
Led UA in rebounding		
Led UA in three-pointers	1	1
Led UA in assists		
Led UA in steals		
Led UA in blocks		
5+ assist games		
3+ three-pointers		
3+ steal games		
3+ block games		



HOLT'S 2021-22 GAME-BY-GAME STATS

Opponent	Date	Min	FG-FGA	3FG-FGA	FT-FTA	Off-Def-Tot	PF	A	TO	Stl	Blk	Pts
LOUISIANA TECH	11/9	3:53	0-2	0-2	0-0	0-1-1	0	0	0	0	0	0
SOUTH DAKOTA STATE	11/12					DNP - Coach's Decision						
SOUTH ALABAMA	11/16	8:29	0-0	0-0	0-0	1-2-3	1	0	1	0	1	0
OAKLAND	11/19	11:48	0-4	0-3	0-0	2-3-5	0	0	1	0	0	0
vs. Iona	11/25					DNP - Coach's Decision						
vs. Drake	11/26					DNP - Coach's Decision						
vs. Miami	11/28	9:50	1-2	1-1	0-0	0-1-1	1	0	0	0	0	3
vs. Gonzaga	12/4					DNP - Coach's Decision						
HOUSTON	12/11					DNP - Coach's Decision						
at Memphis	12/14					DNP - Coach's Decision						
JACKSONVILLE STATE	12/18					DNP - Coach's Decision						
vs. Davidson	12/21	5:58	0-1	0-1	0-0	0-0-0	1	1	0	0	0	0
TENNESSEE*	12/29	3:19	0-1	0-1	0-0	0-1-1	0	0	0	0	0	0
at Florida*	1/5					DNP - Coach's Decision						
at Missouri*	1/8					DNP - Coach's Decision						
AUBURN*	1/11	6:43	0-1	0-1	0-0	0-1-1	1	0	0	0	0	0
at Mississippi State*	1/15	1:49	0-0	0-0	0-0	1-0-1	1	1	0	0	0	0
LSU*	1/19	2:35	0-0	0-0	0-0	0-0-0	0	0	0	0	0	0
MISSOURI*	1/22	10:46	0-2	0-2	0-0	0-0-0	0	0	0	0	0	0
at Georgia*	1/25	1:09	0-0	0-0	0-0	0-1-1	0	0	1	0	0	0
BAYLOR	1/29					DNP - Coach's Decision						
at Auburn*	2/1	2:49	0-0	0-0	0-0	0-1-1	1	0	0	0	0	0
KENTUCKY*	2/5	8:08	0-1	0-1	0-0	1-1-2	1	0	0	0	0	0
at Ole Miss*	2/9	25:55	1-2	0-0	0-0	0-6-6	2	3	0	0	0	2
ARKANSAS*	2/12	8:37	1-2	1-2	0-0	0-3-3	0	0	2	0	0	3
MISSISSIPPI STATE*	2/16	4:29	0-0	0-0	0-0	1-0-1	0	0	0	0	0	0
at Kentucky*	2/19	6:04	0-0	0-0	0-0	2-0-2	0	0	0	1	0	0
at Vanderbilt*	2/22	7:09	0-2	0-2	0-0	0-1-1	0	0	1	0	0	0
SOUTH CAROLINA*	2/26	6:00	0-1	0-1	0-0	0-1-1	1	0	0	0	0	0
TEXAS A&M*	3/2	0:57	0-0	0-0	0-0	0-0-0	0	0	0	0	0	0
at LSU*	3/5					DNP - Coach's Decision						
vs. Vanderbilt S	3/10	14:45	2-4	0-2	3-5	2-2-4	2	0	0	1	0	7

* indicates Southeastern Conference opponent
S SEC Tournament

HOLT'S CAREER STATS

Year	GP	GS	Min	Avg	FG	FGA	Pct	3FG	3FGA	Pct	FT	FTA	Pct	Off	Def	Tot	Avg	PF	FO	Ast	TO	Blk	Stl	Pts	Avg
2021-22	21	0	151	7.2	5	25	.200	2	19	.105	3	5	.600	10	25	35	1.7	12	0	5	6	2	1	15	0.7
TOTAL	21	0	151	7.2	5	25	.200	2	19	.105	3	5	.600	10	25	35	1.7	12	0	5	6	2	1	15	0.7



/// 2
DARIUS
MILES

Washington, D.C.
Theodore Roosevelt HS

Forward / Sophomore / 6-6 / 185

CAREER HIGHS

Points	14	vs. South Dakota St. (11/12/21)
Rebounds	9	vs. Auburn (1/11/22)
Assists	3	2x, last at LSU (3/5/22)
Steals	3	2x, last vs. Mississippi St. (2/16/22)
Blocks	3	2x, last, at Vanderbilt (2/22/22)
Minutes	29:12	vs. Auburn (1/11/22)
Field Goals	5	vs. South Dakota St. (11/12/21)
FG Att.	9	2x, last vs. Gonzaga (12/4/21)
3-Point FG	3	3x, last at Memphis (12/14/21)
3-Point Att.	6	at LSU (1/19/21)
Free Throws	4	2x, last vs. Mississippi St. (2/16/22)
FT Att.	5	vs. Auburn (1/11/22)

2021-22 SEASON HIGHS

Points	14	vs. South Dakota St. (11/12/21)
Rebounds	9	vs. Auburn (1/11/22)
Assists	3	2x, last at LSU (3/5/22)
Steals	3	2x, last vs. Mississippi St. (2/16/22)
Blocks	3	2x, last at Vanderbilt (2/22/22)
Minutes	29:12	vs. Auburn (1/11/22)
Field Goals	5	vs. South Dakota St. (11/12/21)
FG Att.	9	2x, last vs. Gonzaga (12/4/21)
3-Point FG	3	3x, last at Memphis (12/14/21)
3-Point Att.	5	vs. Gonzaga (12/4/21)
Free Throws	4	2x, last vs. Mississippi St. (2/16/22)
FT Att.	5	vs. Auburn (1/11/22)

MISCELLANEOUS STATS

CATEGORY	2021-22	CAREER
Double-digit scoring	7	7
20+ point games		
Double-digit rebounding		
Double-doubles		
Led UA in scoring		
Led UA in rebounding	2	2
Led UA in three-pointers	2	2
Led UA in assists		
Led UA in steals	4	4
Led UA in blocks	6	8
5+ assist games		
3+ three-pointers	3	3
3+ steal games	2	2
3+ block games	1	1



MILES' 2021-22 GAME-BY-GAME STATS

Opponent	Date	Min	FG-FGA	3FG-FGA	FT-FTA	Off-Def-Tot	PF	A	TO	Stl	Blk	Pts
LOUISIANA TECH	11/9	16:42	4-4	3-3	0-0	0-3-3	3	0	0	1	0	11
SOUTH DAKOTA STATE	11/12	18:13	5-9	3-4	0-1	3-1-4	4	0	1	0	1	13
SOUTH ALABAMA	11/16	19:37	4-7	0-2	2-4	0-2-2	2	2	2	3	1	10
OAKLAND	11/19	13:53	2-5	0-2	3-3	1-2-3	3	1	0	0	0	7
vs. Iona	11/25	16:49	2-7	0-2	3-4	0-2-2	3	0	0	0	0	7
vs. Drake	11/26	16:00	3-4	0-0	0-1	2-0-2	0	0	0	1	2	6
vs. Miami	11/28	17:43	2-5	1-3	0-0	1-4-5	2	2	1	1	2	5
vs. Gonzaga	12/4	18:54	2-9	1-5	0-0	2-2-4	4	0	1	2	0	5
HOUSTON	12/11	13:49	0-3	0-2	0-1	0-1-1	0	0	1	0	0	0
at Memphis	12/14	17:22	3-5	3-4	0-0	0-0-0	4	0	1	0	0	9
JACKSONVILLE STATE	12/18	26:40	3-8	2-5	2-2	3-4-7	2	3	0	1	1	10
vs. Davidson	12/21	13:37	2-8	0-4	0-0	2-3-5	0	1	1	0	0	4
TENNESSEE*	12/29					DNP - Coach's Decision						
at Florida*	1/5	13:21	0-3	0-2	0-0	0-2-2	3	1	0	1	1	0
at Missouri*	1/8	18:47	1-4	1-2	2-2	2-1-3	4	2	1	0	3	5
AUBURN*	1/11	29:12	3-6	1-3	3-5	3-6-9	4	1	2	1	1	10
at Mississippi State*	1/15	19:42	4-7	2-4	4-4	4-2-6	1	1	2	0	0	14
LSU*	1/19	25:41	1-2	1-2	2-3	0-6-6	2	0	2	1	0	5
MISSOURI*	1/22	16:16	2-4	1-3	2-3	2-2-4	3	0	2	0	1	7
at Georgia*	1/25	11:53	0-4	0-3	2-2	0-1-1	0	0	0	0	0	2
BAYLOR	1/29					DNP - Coach's Decision						
at Auburn*	2/1	9:12	1-4	1-3	0-0	0-1-1	3	0	1	1	0	3
KENTUCKY*	2/5					DNP - Coach's Decision						
at Ole Miss*	2/9	6:07	0-2	0-1	2-2	0-0-0	0	0	0	0	0	2
ARKANSAS*	2/12	20:24	1-4	1-4	0-0	0-7-7	2	1	0	0	0	3
MISSISSIPPI STATE*	2/16	20:48	3-5	2-4	4-4	1-6-7	2	1	1	3	0	12
at Kentucky*	2/19	26:18	1-5	0-3	0-0	1-1-2	2	2	2	1	0	2
at Vanderbilt*	2/22	10:37	0-1	0-1	1-2	1-2-3	4	2	0	0	3	1
SOUTH CAROLINA*	2/26	5:58	0-1	0-1	0-0	1-0-1	1	0	2	0	0	0
TEXAS A&M*	3/2	16:16	0-2	0-2	2-2	0-2-2	3	2	3	0	0	2
at LSU*	3/5	24:12	3-7	1-4	2-2	1-2-3	2	3	3	2	0	9
vs. Vanderbilt \$	3/10	17:25	2-7	1-5	1-2	1-2-3	3	0	2	0	0	6

* indicates Southeastern Conference opponent
\$ SEC Tournament

MILES' CAREER STATS

Year	GP	GS	Min	Avg	FG	FGA	Pct	3FG	3FGA	Pct	FT	FTA	Pct	Off	Def	Tot	Avg	PF	FO	Ast	TO	Blk	Stl	Pts	Avg
2020-21	17	0	71	4.2	12	29	.414	7	20	.350	7	8	.875	3	12	15	0.9	8	0	4	15	4	3	38	2.2
2021-22	29	2	501	17.3	54	142	.380	25	83	.301	37	49	.755	31	67	98	3.4	66	0	25	32	16	19	170	5.9
TOTAL	46	2	572	12.4	66	171	.386	32	103	.311	44	57	.772	34	79	113	2.5	74	0	29	47	20	22	208	4.5



3
JD
DAVISON

Letohatchee, Ala.
Calhoun HS

Guard / Freshman / 6-3 / 195

CAREER HIGHS

Points	20	vs. Gonzaga (12/4/21)
Rebounds	10	2x, last at Vanderbilt (2/22/22)
Assists	10	2x, last at Memphis (12/14/21)
Steals	3	3x, last at LSU (3/5/22)
Blocks	2	2x, last at Georgia (1/25/22)
Minutes	36:07	at LSU (3/5/22)
Field Goals	7	at Ole Miss. (2/9/22)
FG Att.	10	2x, last vs. Kentucky (2/5/22)
3-Point FG	4	vs. Gonzaga (12/4/21)
3-Point Att.	7	at LSU (3/5/22)
Free Throws	6	vs. Missouri (1/22/22)
FT Att.	8	2x, last vs. Missouri (1/22/22)

2021-22 SEASON HIGHS

Points	20	vs. Gonzaga (12/4/21)
Rebounds	10	2x, last at Vanderbilt (2/22/22)
Assists	10	2x, last at Memphis (12/14/21)
Steals	3	2x, last at LSU (3/5/22)
Blocks	2	2x, last at Georgia (1/25/22)
Minutes	36:07	at LSU (3/5/22)
Field Goals	7	at Ole Miss (2/9/22)
FG Att.	10	2x, last vs. Kentucky (2/5/22)
3-Point FG	4	vs. Gonzaga (12/4/21)
3-Point Att.	7	at LSU (3/5/22)
Free Throws	6	vs. Missouri (1/22/22)
FT Att.	8	2x, last vs. Missouri (1/22/22)

MISCELLANEOUS STATS

CATEGORY	2021-22	CAREER
Double-digit scoring	12	12
20+ point games	1	1
Double-digit rebounding	2	2
Double-doubles	2	2
Led UA in scoring	1	1
Led UA in rebounding	7	7
Led UA in three-pointers	2	2
Led UA in assists	17	17
Led UA in steals	9	9
Led UA in blocks	4	4
5+ assist games	10	10
3+ three-pointers	2	2
3+ steal games	3	3
3+ block games		



DAVISON'S 2021-22 GAME-BY-GAME STATS

Opponent	Date	Min	FG-FGA	3FG-FGA	FT-FTA	Off-Def-Tot	PF	A	TO	Stl	Blk	Pts
LOUISIANA TECH	11/9	25:50	3-4	1-2	5-7	2-4-6	0	6	2	1	0	12
SOUTH DAKOTA STATE	11/12	24:01	2-7	0-4	2-2	0-5-5	1	5	2	1	0	6
SOUTH ALABAMA	11/16	22:15	1-3	0-1	0-1	0-2-2	2	2	3	0	1	2
OAKLAND	11/19	27:18	3-6	2-4	2-2	2-5-7	2	5	3	0	0	10
vs. Iona	11/25	23:02	2-3	0-0	4-8	1-1-2	0	3	2	1	0	8
vs. Drake	11/26	20:33	3-6	0-2	1-2	0-5-5	0	3	7	0	1	7
vs. Miami	11/28	29:44	6-8	1-2	0-0	2-4-6	1	10	3	1	0	13
vs. Gonzaga	12/4	26:19	6-10	4-6	4-4	1-4-5	1	3	4	1	0	20
HOUSTON	12/11	26:32	3-4	0-0	4-5	1-8-9	1	2	2	0	0	10
at Memphis	12/14	32:24	3-6	0-1	2-4	5-0-5	2	10	3	3	1	8
JACKSONVILLE STATE	12/18	13:31	1-7	0-3	2-2	2-1-3	0	1	2	1	0	4
vs. Davidson	12/21	19:35	2-4	1-0	0-0	1-3-4	0	4	0	0	0	4
TENNESSEE*	12/29	22:34	1-3	0-2	3-4	1-5-6	1	3	8	1	0	5
at Florida *	1/5	20:08	0-3	0-1	2-2	0-2-2	1	4	1	0	0	2
at Missouri*	1/8	25:01	5-8	2-3	1-2	1-6-7	1	4	1	1	2	13
AUBURN*	1/11	26:03	4-9	0-2	1-2	0-2-2	1	4	1	1	0	9
at Mississippi State*	1/15	29:42	2-4	1-3	0-0	0-1-1	3	2	3	0	0	5
LSU*	1/19	18:20	2-7	0-4	0-0	1-2-3	1	1	3	0	0	4
MISSOURI*	1/22	31:37	4-8	3-4	6-8	1-3-4	1	2	2	1	1	17
at Georgia*	1/25	29:01	3-7	0-3	1-2	0-5-5	3	7	2	1	2	7
BAYLOR	1/29	26:28	6-9	2-4	0-0	0-4-4	2	5	3	2	1	14
at Auburn*	2/1	23:35	0-5	0-3	0-0	0-0-0	2	4	0	1	0	0
KENTUCKY*	2/5	25:47	3-10	1-3	0-0	3-3-6	1	0	3	0	0	7
at Ole Miss*	2/9	23:49	7-8	2-2	2-3	0-3-3	0	8	2	1	1	18
ARKANSAS*	2/12	29:41	4-9	1-3	2-3	2-2-4	3	4	6	1	1	11
MISSISSIPPI STATE*	2/16	17:49	2-4	0-2	3-3	1-9-10	0	1	3	1	0	7
at Kentucky*	2/19	23:10	2-7	0-2	2-2	3-4-7	1	5	2	0	0	6
at Vanderbilt*	2/22	32:39	3-8	1-5	3-4	2-8-10	1	5	5	3	0	10
SOUTH CAROLINA*	2/26	22:06	3-4	0-0	4-5	0-6-6	3	3	3	1	0	10
TEXAS A&M*	3/2	30:14	3-7	0-2	0-0	1-2-3	0	6	3	2	1	6
at LSU*	3/5	36:07	4-9	3-7	1-2	2-3-5	3	4	4	3	0	12
vs. Vanderbilt \$	3/10	31:47	1-8	0-1	2-2	1-6-7	2	8	1	0	0	4

* indicates Southeastern Conference opponent
\$ SEC Tournament

DAVISON'S CAREER STATS

Year	GP	GS	Min	Avg	FG	FGA	Pct	3FG	3FGA	Pct	FT	FTA	Pct	Off	Def	Tot	Avg	PF	FO	Ast	TO	Blk	Stl	Pts	Avg
2021-22	32	6	817	25.5	94	205	.459	24	82	.293	59	81	.728	36	118	154	4.8	40	0	134	89	12	29	271	8.5
TOTAL	32	6	817	25.5	94	205	.459	24	82	.293	59	81	.728	36	118	154	4.8	40	0	134	89	12	29	271	8.5



4
JUWAN GARY

Columbia, S.C.
Liberty Heights/West Charlotte HS

Forward / Sophomore / 6-6 / 218

CAREER HIGHS

Points	19	2x, last at Florida (1/5/22)
Rebounds	10	2x, last vs. Drake (11/26/21)
Assists	2	vs. Kentucky (2/5/22)
Steals	3	2x, last vs. Tennessee (12/29/21)
Blocks	3	Arkansas (1/16/21)
Minutes	28:43	vs. Houston (12/11/21)
Field Goals	7	2x, last vs. Baylor (1/29/22)
FG Att.	13	vs. Houston (12/11/21)
3-Point FG	3	vs. Davidson (12/21/21)
3-Point Att.	5	vs. Gonzaga (12/4/21)
Free Throws	6	vs. Houston (12/11/21)
FT Att.	9	vs. Houston (12/11/21)

2021-22 SEASON HIGHS

Points	19	2x, last at Florida (1/5/22)
Rebounds	10	2x, last vs. Drake (11/26/21)
Assists	2	vs. Kentucky (2/5/22)
Steals	3	2x, last vs. Tennessee (12/29/21)
Blocks	1	13x, last vs. Texas A&M (3/2/22)
Minutes	28:43	vs. Houston (12/11/21)
Field Goals	7	2x, last vs. Baylor (1/29/22)
FG Att.	13	vs. Houston (12/11/21)
3-Point FG	3	vs. Davidson (12/21/21)
3-Point Att.	5	vs. Gonzaga (12/4/21)
Free Throws	6	vs. Houston (12/11/21)
FT Att.	9	vs. Houston (12/11/21)

MISCELLANEOUS STATS

CATEGORY	2021-22	CAREER
Double-digit scoring	7	11
20+ point games		
Double-digit rebounding	2	2
Double-doubles	2	2
Led UA in scoring	2	2
Led UA in rebounding	4	6
Led UA in three-pointers		
Led UA in assists		1
Led UA in steals	4	8
Led UA in blocks	4	7
5+ assist games		
3+ three-pointers	1	1
3+ steal games	2	2
3+ block games		2



GARY'S 2021-22 GAME-BY-GAME STATS

Opponent	Date	Min	FG-FGA	3FG-FGA	FT-FTA	Off-Def-Tot	PF	A	TO	Stl	Blk	Pts
LOUISIANA TECH	11/9	21:04	6-10	0-3	0-0	5-5-10	1	1	0	3	0	12
SOUTH DAKOTA STATE	11/12	7:37	0-1	0-1	0-0	0-2-2	1	1	0	0	0	0
SOUTH ALABAMA	11/16					DNP - Injured						
OAKLAND	11/19					DNP - Injured						
vs. Iona	11/25	20:11	2-3	0-0	0-2	2-5-7	2	0	1	0	0	4
vs. Drake	11/26	26:36	6-9	0-0	0-0	4-6-10	4	0	2	2	0	14
vs. Miami	11/28	16:54	5-7	0-1	3-4	3-2-5	2	1	2	1	0	13
vs. Gonzaga	12/4	17:16	2-8	1-5	2-2	1-1-2	4	1	0	1	1	7
HOUSTON	12/11	28:43	6-13	1-3	6-9	3-1-4	4	0	0	0	1	19
at Memphis	12/14	20:39	3-6	1-2	0-0	0-2-2	5	0	3	0	0	7
JACKSONVILLE STATE	12/18	14:48	2-3	0-1	0-0	0-0-0	3	0	1	0	1	4
vs. Davidson	12/21	23:53	4-5	3-5	4-5	3-5-8	1	0	1	0	1	15
TENNESSEE*	12/29	20:24	1-3	0-1	0-0	3-1-4	4	0	1	3	1	2
at Florida*	1/5	27:45	7-11	1-3	4-4	4-4-8	0	1	0	2	1	19
at Missouri*	1/8	24:24	4-8	0-2	1-3	2-1-3	4	0	0	1	1	9
AUBURN*	1/11	6:06	2-3	0-1	0-0	1-0-1	4	0	0	0	0	4
at Mississippi State*	1/15	8:26	1-3	0-2	0-0	0-0-0	4	0	1	0	1	2
LSU*	1/19	7:09	0-2	0-1	0-0	1-1-2	1	0	0	0	1	0
MISSOURI*	1/22					DNP - Injured						
at Georgia*	1/25					DNP - Injured						
BAYLOR	1/29	26:34	7-8	0-0	1-2	3-0-3	0	0	1	0	1	15
at Auburn*	2/1	18:30	1-2	0-0	1-2	3-3-6	4	0	0	1	0	3
KENTUCKY*	2/5	21:13	2-6	0-2	2-6	0-4-4	1	2	1	0	1	6
at Ole Miss*	2/9	11:27	2-3	0-0	2-2	0-1-1	0	0	0	0	0	6
ARKANSAS*	2/12	6:15	1-3	0-1	0-0	0-1-1	2	0	0	0	0	2
MISSISSIPPI STATE*	2/16	7:32	1-1	0-0	0-0	1-1-2	1	0	1	1	0	2
at Kentucky*	2/19	11:21	1-3	1-2	0-2	2-0-2	1	0	1	0	1	3
at Vanderbilt*	2/22	2:42	0-3	0-2	0-0	0-0-0	2	0	1	0	0	0
SOUTH CAROLINA	2/26	10:01	0-3	0-1	2-2	4-0-4	1	0	1	0	0	2
TEXAS A&M*	3/2	5:33	2-3	0-0	0-0	0-0-0	1	0	0	0	1	4
at LSU*	3/5	6:08	0-1	0-1	2-2	1-1-2	0	0	0	0	0	2
vs. Vanderbilt	3/10	7:38	1-2	0-0	0-0	0-2-2	2	1	0	0	0	2

* indicates Southeastern Conference opponent
\$ SEC Tournament

GARY'S CAREER STATS

Year	GP	GS	Min	Avg	FG	FGA	Pct	3FG	3FGA	Pct	FT	FTA	Pct	Off	Def	Tot	Avg	PF	FO	Ast	TO	Blk	Stl	Pts	Avg
2020-21	30	2	284	9.5	48	89	.539	1	9	.111	18	34	.529	40	45	85	2.8	40	1	5	13	12	14	115	3.8
2021-22	28	16	427	15.2	69	133	.519	8	39	.205	32	51	.627	46	49	95	3.4	59	1	8	18	13	15	178	6.4
TOTAL	58	18	710	12.2	117	222	.527	9	48	.188	50	85	.588	86	94	180	3.1	99	2	13	31	25	29	293	5.1



/// 5

JADEN SHACKELFORD

Hesperia, Calif.
Hesperia HS

Guard / Junior / 6-3 / 220

CAREER HIGHS

Points	30	at Ole Miss (2/9/22)
Rebounds	12	vs. Jacksonville State (11/25/20)
Assists	8	at LSU (1/19/21)
Steals	4	vs LSU (1/19/22)
Blocks	2	2x, last vs. Oakland (11/19/21)
Minutes	42	at Auburn (2/12/20)
Field Goals	11	vs. Arkansas (2/1/20)
FG Att.	23	at Auburn (2/12/20)
3-Point FG	8	2x, last at Ole Miss (2/9/22)
3-Point Att.	17	at Auburn (2/12/20)
Free Throws	10	2x, last vs. Kentucky (1/26/21)
FT Att.	11	2x, last vs. LSU (1/19/22)

2021-22 SEASON HIGHS

Points	30	at Ole Miss (2/9/22)
Rebounds	10	2x, last vs. Iona (11/25/21)
Assists	5	vs. Baylor (1/29/22)
Steals	4	vs. LSU (1/19/22)
Blocks	2	vs. Oakland (11/19/21)
Minutes	38:24	vs. Gonzaga (12/4/21)
Field Goals	10	2x, last at Ole Miss (2/9/22)
FG Att.	18	2x, last vs. Vanderbilt (3/10/22)
3-Point FG	8	at Ole Miss (2/9/22)
3-Point Att.	16	vs. Vanderbilt (3/10/22)
Free Throws	9	2x, last at Auburn (2/1/22)
FT Att.	11	vs LSU (1/19/22)

MISCELLANEOUS STATS

CATEGORY	2021-22	CAREER
Double-digit scoring	28	73
20+ point games	11	24
Double-digit rebounding	2	3
Double-doubles	2	3
Led UA in scoring	13	30
Led UA in rebounding	5	11
Led UA in three-pointers	18	37
Led UA in assists	4	11
Led UA in steals	6	10
Led UA in blocks	2	2
5+ assist games	1	3
3+ three-pointers	19	41
3+ steal games	3	4
3+ block games		

SHACKELFORD'S CAREER STATS

Year	GP	GS	Min	Avg	FG	FGA	Pct	3FG	3FGA	Pct	FT	FTA	Pct	Off	Def	Tot	Avg	PF	FO	Ast	TO	Blk	Stl	Pts	Avg
2019-20	31	19	911	29.4	148	358	.413	84	235	.357	86	112	.768	39	100	139	4.5	52	0	44	46	6	17	466	15.0
2020-21	33	32	969	29.4	154	376	.410	63	184	.342	90	119	.756	26	99	125	3.8	50	1	65	50	2	28	461	14.0
2021-22	32	31	1088	34.0	174	445	.391	99	278	.356	88	113	.779	38	133	171	5.3	53	1	46	63	5	27	535	16.7
TOTAL	96	82	2968	30.9	476	1179	.404	246	697	.353	264	344	.767	103	332	435	4.5	155	2	155	159	13	72	1462	15.2



SHACKELFORD'S 2021-22 GAME-BY-GAME STATS

Opponent	Date	Min	FG-FGA	3FG-3FGA	FT-FTA	Off-Def-Tot	PF	A	TO	Stl	Blk	Pts
LOUISIANA TECH	11/9	30:07	6-15	4-10	1-3	1-6-7	0	2	3	0	0	17
SOUTH DAKOTA STATE	11/12	32:01	8-17	3-8	4-5	2-3-5	4	0	0	0	0	23
SOUTH ALABAMA	11/16	34:46	6-16	4-10	2-4	2-8-10	2	1	5	1	1	18
OAKLAND	11/19	28:28	7-17	3-11	3-3	1-4-5	2	2	1	0	2	20
vs. Iona	11/25	31:11	6-17	4-10	3-4	1-9-10	3	1	2	0	0	19
vs. Drake	11/26	37:20	6-12	2-6	0-1	2-3-5	1	4	1	1	0	14
vs. Miami	11/28	25:52	5-11	5-9	0-0	0-3-3	0	0	1	0	0	15
vs. Gonzaga	12/4	38:24	10-16	6-8	2-3	0-9-9	1	2	3	0	0	28
HOUSTON	12/11	36:17	6-10	5-7	1-1	0-8-8	3	1	1	1	0	18
at Memphis	12/14	35:31	4-12	1-4	1-2	3-5-8	2	1	4	3	0	10
JACKSONVILLE State	12/18	34:03	0-6	0-5	0-0	2-2-4	2	2	2	0	1	0
vs. Davidson	12/21	32:53	8-15	4-11	0-0	1-4-5	3	1	3	1	0	29
TENNESSEE*	12/29	37:24	5-17	2-10	0-0	2-2-4	0	0	2	1	0	12
at Florida *	1/5	36:02	4-12	3-8	3-4	2-1-3	2	1	1	2	0	14
at Missouri*	1/8	36:04	5-15	3-8	4-4	0-2-2	1	2	1	0	0	17
AUBURN*	1/11	29:07	4-14	2-8	3-4	1-6-7	0	1	1	0	0	13
at Mississippi State*	1/15	32:03	6-16	1-9	4-5	1-4-5	0	1	1	2	0	17
LSU*	1/19	37:27	7-18	3-10	9-11	1-3-4	0	2	2	4	0	26
MISSOURI*	1/22	32:30	6-16	2-6	7-7	2-5-7	1	1	0	1	0	21
at Georgia*	1/25	37:07	6-10	6-9	2-4	0-3-3	3	2	5	0	1	20
BAYLOR	1/29	36:51	5-12	1-7	8-10	3-6-9	2	5	1	3	0	19
at Auburn*	2/1	35:02	6-15	5-11	9-10	1-2-3	3	2	3	0	0	26
KENTUCKY*	2/5	34:21	2-11	0-7	2-2	0-4-4	2	1	3	1	0	6
at Ole Miss*	2/9	35:45	10-17	8-13	2-4	0-5-5	3	0	2	1	0	30
ARKANSAS*	2/12	33:07	4-12	1-6	1-2	2-3-5	2	0	5	1	0	10
MISSISSIPPI STATE*	2/16	35:09	5-15	0-6	2-3	3-5-8	2	4	3	0	0	12
at Kentucky*	2/19	36:07	5-15	5-12	3-3	1-4-5	1	3	0	0	0	18
at Vanderbilt*	2/22	32:01	3-9	2-6	0-0	3-2-5	2	0	3	1	0	8
SOUTH CAROLINA*	2/26	32:56	6-13	4-9	5-5	0-1-1	0	2	0	1	0	21
TEXAS A&M	3/2	33:10	4-12	4-10	4-5	0-3-3	1	1	2	0	0	16
at LSU*	3/5	34:23	3-14	0-8	0-0	1-5-6	0	1	1	0	0	6
at Vanderbilt	3/10	34:15	6-18	6-16	3-4	0-3-3	5	0	1	1	0	21

* indicates Southeastern Conference opponent
\$ SEC Tournament



10
CHARLES
BEDIAKO

Brampton, Ontario
IMG Academy

Center / Freshman / 7-0 / 225

CAREER HIGHS

Points	15	vs. Mississippi St. (2/16/22)
Rebounds	8	4x, last Kentucky (2/5/22)
Assists	3	vs. Miami (11/28/21)
Steals	3	vs. South Alabama (11/16/21)
Blocks	6	2x, last vs. Mississippi St. (2/16/22)
Minutes	26:57	vs. Mississippi St. (2/16/22)
Field Goals	6	2x, last vs. Mississippi St. (2/16/22)
FG Att.	8	vs. Oakland (11/19/21)
3-Point FG		
3-Point Att.	1	at Florida (1/5/22)
Free Throws	5	2x, last at Mississippi St. (1/15/22)
FT Att.	8	vs. Tennessee (12/29/21)

2021-22 SEASON HIGHS

Points	15	vs. Mississippi St. (2/16/22)
Rebounds	8	34, last vs Kentucky (2/5/22)
Assists	3	vs. Miami (11/28/21)
Steals	3	vs. South Alabama (11/16/21)
Blocks	6	2x, last vs. Mississippi St. (2/16/22)
Minutes	26:57	vs. Mississippi St. (2/16/22)
Field Goals	6	2x, last vs. Mississippi St. (2/16/22)
FG Att.	8	vs. Oakland (11/19/21)
3-Point FG		
3-Point Att.	1	at Florida (1/5/22)
Free Throws	5	2x, last at Mississippi St. (1/15/22)
FT Att.	8	vs. Tennessee (12/29/21)

MISCELLANEOUS STATS

CATEGORY	2021-22	CAREER
Double-digit scoring	7	7
20+ point games		
Double-digit rebounding		
Double-doubles		
Led UA in scoring	1	1
Led UA in rebounding	4	4
Led UA in three-pointers		
Led UA in assists		
Led UA in steals	5	5
Led UA in blocks	15	15
5+ assist games		
3+ three-pointers		
3+ steal games	1	1
3+ block games	6	6



BEDIAKO'S 2021-22 GAME-BY-GAME STATS

Opponent	Date	Min	FG-FGA	3FG-FGA	FT-FTA	Off-Def-Tot	PF	A	TO	Stl	Blk	Pts
LOUISIANA TECH	11/9	10:54	2-4	0-0	1-2	2-1-3	5	1	1	0	0	5
SOUTH DAKOTA STATE	11/12	23:47	6-7	0-0	0-2	2-4-6	3	2	0	1	1	12
SOUTH ALABAMA	11/16	25:52	3-5	0-0	2-3	3-2-5	2	1	4	3	5	8
OAKLAND	11/19	26:06	5-8	0-0	2-3	4-1-5	1	0	0	0	3	12
vs. Iona	11/25	21:01	2-4	0-0	0-0	0-3-3	4	0	2	1	1	4
vs. Drake	11/26	15:31	2-2	0-0	0-0	1-3-4	2	0	0	1	2	4
vs. Miami	11/28	15:15	2-4	0-0	1-2	5-3-8	4	3	0	0	0	5
vs. Gonzaga	12/4	21:41	3-4	0-0	1-4	2-6-8	4	1	0	2	6	7
HOUSTON	12/11	16:17	3-3	0-0	1-2	0-1-1	5	1	1	0	0	7
at Memphis	12/14	18:43	4-5	0-0	1-2	0-0-0	3	0	0	2	1	9
JACKSONVILLE STATE	12/18	20:50	3-4	0-0	1-2	1-6-7	5	1	3	2	5	7
vs. Davidson	12/21	18:51	2-2	0-0	0-0	1-3-4	1	0	1	0	0	4
TENNESSEE*	12/29	12:48	0-1	0-0	5-8	2-1-3	2	0	0	0	0	5
at Florida*	1/5	24:34	4-8	0-1	3-4	6-1-7	4	1	2	2	2	11
at Missouri*	1/8	7:52	1-4	0-0	0-0	2-2-4	1	1	0	0	0	2
AUBURN*	1/11	13:59	2-3	0-0	2-2	1-0-1	0	0	1	0	2	6
at Mississippi State*	1/15	20:30	3-5	0-0	5-6	1-5-6	1	2	0	1	1	11
LSU*	1/19	16:26	0-1	0-0	0-0	1-1-2	0	0	1	0	0	0
MISSOURI*	1/22	8:29	1-2	0-0	1-2	1-0-1	2	0	0	0	1	3
at Georgia*	1/25	21:22	4-5	0-0	0-0	5-3-8	3	1	2	1	2	8
BAYLOR	1/29	13:20	1-1	0-0	0-0	0-0-0	1	0	1	0	0	2
at Auburn*	2/1	18:22	1-3	0-0	1-2	3-4-7	4	0	1	0	3	3
KENTUCKY*	2/5	20:05	4-4	0-0	4-4	4-4-8	3	1	1	1	1	12
at Ole Miss*	2/9	15:27	2-4	0-0	0-0	1-2-3	1	1	0	1	1	4
ARKANSAS*	2/12	13:48	3-4	0-0	3-4	1-2-3	3	0	2	1	2	9
MISSISSIPPI STATE*	2/16	26:57	6-7	0-0	3-7	1-4-5	2	0	0	0	6	15
at Kentucky*	2/19	14:59	3-3	0-0	0-0	4-1-5	2	1	1	0	2	6
at Vanderbilt*	2/22	11:04	2-2	0-0	2-2	2-2-4	5	1	1	0	2	6
SOUTH CAROLINA	2/26	21:42	5-6	0-0	1-2	2-2-4	2	0	1	0	0	11
TEXAS A&M	3/2	19:30	4-5	0-0	0-0	1-4-5	1	2	0	1	2	8
at LSU*	3/5	14:30	2-3	0-0	1-1	3-2-5	2	1	1	1	0	5
vs. Vanderbilt	3/10	18:15	3-3	0-0	0-1	3-4-7	3	0	2	0	0	6

* indicates Southeastern Conference opponent
\$ SEC Tournament

BEDIAKO'S CAREER STATS

Year	GP	GS	Min	Avg	FG	FGA	Pct	3FG	3FGA	Pct	FT	FTA	Pct	Off	Def	Tot	Avg	PF	FO	Ast	TO	Blk	Stl	Pts	Avg
2021-22	32	29	569	17.8	88	126	.698	0	1	.000	41	67	.612	65	77	142	4.4	81	4	22	29	51	21	217	6.8
TOTAL	32	29	569	17.8	88	126	.698	0	1	.000	41	67	.612	65	77	142	4.4	81	4	22	29	51	21	217	6.8



13
JAHVON QUINERLY

Hackensack, N.J.
Hudson Catholic HS/Villanova

Guard / Junior / 6-1 / 175

CAREER HIGHS		
Points	26	vs. South Dakota St. (11/12/21)
Rebounds	6	2x, last vs. Auburn (1/11/22)
Assists	11	Maryland (3/22/21)
Steals	3	vs. Stanford (11/30/20)
Blocks	2	vs. Mississippi St. (2/16/22)
Minutes	38:39	at LSU (3/5/22)
Field Goals	11	vs. South Dakota St. (11/12/21)
FG Att.	24	vs. South Dakota St. (11/12/21)
3-Point FG	6	at LSU (1/19/21)
3-Point Att.	15	vs. South Dakota St. (11/12/21)
Free Throws	8	vs. Drake (11/26/21)
FT Att.	11	vs. Drake (11/26/20)

2021-22 SEASON HIGHS		
Points	26	vs. South Dakota St. (11/12/21)
Rebounds	6	2x, last vs Auburn (1/11/22)
Assists	9	vs. Missouri (1/22/22)
Steals	2	4x, last vs. Baylor (1/29/22)
Blocks	2	vs. Mississippi St. (2/16/22)
Minutes	38:39	at LSU (3/5/22)
Field Goals	11	vs. South Dakota St. (11/12/21)
FG Att.	24	vs. South Dakota St. (11/12/21)
3-Point FG	4	2x, last at LSU (3/5/22)
3-Point Att.	15	vs. South Dakota St. (11/12/21)
Free Throws	8	vs. Drake (11/26/21)
FT Att.	11	vs. Drake (11/26/21)

MISCELLANEOUS STATS		
CATEGORY	2021-22	CAREER
Double-digit scoring	23	47
20+ point games	5	8
Double-digit rebounding		
Double-doubles		
Led UA in scoring	7	15
Led UA in rebounding		
Led UA in three-pointers	9	17
Led UA in assists	17	29
Led UA in steals	3	6
Led UA in blocks		
5+ assist games	11	15
3+ three-pointers	7	12
3+ steal games	1	2
3+ block games		

QUINERLY'S CAREER STATS

Year	GP	GS	Min	Avg	FG	FGA	Pct	3FG	3FGA	Pct	FT	FTA	Pct	Off	Def	Tot	Avg	PF	FO	Ast	TO	Blk	Stl	Pts	Avg
2018-19	25	0	230	9.2	28	83	.337	12	48	.250	11	15	.733	2	18	20	0.8	18	0	22	19	0	5	79	3.2
2020-21	30	7	753	25.1	142	297	.478	52	120	.433	51	74	.689	15	50	65	2.2	59	1	96	69	1	19	387	12.9
2021-22	32	26	985	30.8	165	399	.414	50	176	.284	77	104	.740	11	87	98	3.1	63	1	136	98	5	21	457	14.3
TOTAL	87	33	1968	22.6	335	779	.430	114	344	.331	139	193	.720	28	155	183	2.1	140	2	254	186	6	45	923	10.6



QUINERLY'S 2021-22 GAME-BY-GAME STATS

Opponent	Date	Min	FG-FGA	3FG-FGA	FT-FTA	Off-Def-Tot	PF	A	TO	Stl	Blk	Pts
LOUISIANA TECH	11/9	29:07	3-7	1-5	2-2	0-4-4	2	2	2	0	0	9
SOUTH DAKOTA STATE	11/12	33:46	11-24	4-15	0-0	0-5-5	1	8	3	0	0	26
SOUTH ALABAMA	11/16	35:40	3-10	0-3	2-2	0-3-3	2	5	4	1	0	8
OAKLAND	11/19	28:03	7-12	3-7	2-2	0-3-3	2	2	1	2	1	19
vs. Iona	11/25	32:14	6-14	0-2	3-7	0-2-2	1	2	1	2	1	15
vs. Drake	11/26	35:14	4-11	2-6	8-11	0-0-0	3	4	5	1	0	18
vs. Miami	11/28	24:22	3-9	1-4	0-1	1-3-4	0	2	1	0	1	7
vs. Gonzaga	12/4	30:60	6-17	1-5	4-4	0-2-2	2	6	4	1	0	17
HOUSTON	12/11	32:19	7-11	1-2	2-2	0-3-3	1	8	3	2	0	17
at Memphis	12/14	28:19	4-11	2-8	2-2	2-4-6	2	4	5	1	0	12
JACKSONVILLE STATE	12/18	35:41	6-11	2-4	1-4	0-5-5	1	4	2	1	0	15
vs. Davidson	12/21	32:23	5-16	2-6	1-2	0-0-0	0	6	2	1	0	13
TENNESSEE*	12/29	28:48	7-13	1-7	3-4	0-4-4	4	3	3	1	0	18
at Florida*	1/5	32:08	7-18	2-9	3-4	1-4-5	1	5	4	1	0	19
at Missouri*	1/8	32:39	9-13	0-2	1-3	2-3-5	2	4	1	0	0	19
AUBURN*	1/11	32:07	4-19	2-10	4-4	1-5-6	3	5	4	0	1	14
at Mississippi State*	1/15	23:18	1-5	0-2	3-4	1-0-1	3	2	4	0	0	5
LSU*	1/19	30:55	6-16	2-7	3-5	1-2-3	1	1	2	1	0	17
MISSOURI*	1/22	36:15	5-14	0-3	3-4	0-5-5	1	9	2	2	0	13
at Georgia*	1/25	25:33	2-9	1-7	0-0	1-2-3	3	3	2	1	0	5
BAYLOR	1/29	33:04	6-10	3-6	5-5	0-2-2	3	5	4	2	0	20
at Auburn*	2/1	34:55	7-21	2-8	4-4	0-4-4	4	4	2	1	0	20
KENTUCKY*	2/5	30:17	2-11	0-3	3-4	1-4-5	1	4	2	0	0	7
at Ole Miss*	2/9	32:53	4-10	1-2	0-1	0-2-2	3	8	5	0	0	9
ARKANSAS*	2/12	27:53	2-6	0-3	2-3	0-0-0	0	4	5	0	0	6
MISSISSIPPI STATE*	2/16	37:26	8-16	3-8	2-2	0-2-2	0	8	2	0	2	21
at Kentucky*	2/19	20:41	3-10	0-4	0-0	0-0-1	2	3	1	0	0	6
at Vanderbilt*	2/22	26:42	6-12	3-3	4-4	0-1-1	3	3	3	0	0	19
SOUTH CAROLINA*	2/26	29:17	7-9	4-5	2-2	0-2-2	1	5	5	1	0	20
TEXAS A&M*	3/2	34:30	5-11	2-6	2-3	0-2-2	3	2	5	0	0	14
at LSU*	3/5	38:39	5-13	4-11	2-2	0-3-3	3	1	4	0	0	16
vs. Vanderbilt \$	3/10	18:35	4-10	1-3	4-7	0-5-5	5	4	5	0	0	13

* indicates Southeastern Conference opponent
\$ SEC Tournament



14
KEON
ELLIS

Eustis, Fla.
Leesburg, HS

Guard / Senior / 6-6 / 175

CAREER HIGHS

Points	28	at Kentucky (2/19/22)
Rebounds	13	vs. South Dakota St. (11/12/21)
Assists	5	vs. Tennessee (12/21/21)
Steals	4	5x, last at Kentucky (2/19/22)
Blocks	3	2x, last vs. Arkansas (2/12/22)
Minutes	38:15	vs. Jacksonville State(12/18/21)
Field Goals	10	at Kentucky (2/19/22)
FG Att.	16	at Kentucky (2/19/22)
3-Point FG	7	at Kentucky (2/19/22)
3-Point Att.	11	at Kentucky (2/19/22)
Free Throws	8	at LSU (3/5/22)
FT Att.	8	2x, last at LSU (3/5/22)

2021-22 SEASON HIGHS

Points	28	at Kentucky (2/18/22)
Rebounds	13	vs. South Dakota St. (11/12/21)
Assists	5	vs. Tennessee (12/29/21)
Steals	4	5x, last at Kentucky (2/19/22)
Blocks	3	vs. Arkansas (2/12/22)
Minutes	38:15	vs. Jacksonville State(12/18/21)
Field Goals	10	at Kentucky (2/19/22)
FG Att.	16	at Kentucky (2/19/22)
3-Point FG	7	at Kentucky (2/19/22)
3-Point Att.	11	at Kentucky (2/19/22)
Free Throws	8	at LSU (3/5/22)
FT Att.	8	2x, last at LSU (3/5/22)

MISCELLANEOUS STATS

CATEGORY	2021-22	CAREER
Double-digit scoring	18	24
20+ point games	3	3
Double-digit rebounding	2	2
Double-doubles	2	2
Led UA in scoring	7	8
Led UA in rebounding	9	14
Led UA in three-pointers	8	11
Led UA in assists	1	1
Led UA in steals	17	21
Led UA in blocks	8	8
5+ assist games	1	1
3+ three-pointers	9	10
3+ steal games	10	14
3+ block games	1	1

ELLIS' CAREER STATS

Year	GP	GS	Min	Avg	FG	FGA	Pct	3FG	3FGA	Pct	FT	FTA	Pct	Off	Def	Tot	Avg	PF	FO	Ast	TO	Blk	Stl	Pts	Avg
2020-21	32	7	559	17.5	60	119	.504	21	54	.389	34	47	.723	29	100	129	4.0	65	2	34	34	14	35	17	5.5
2021-22	32	32	980	30.6	116	268	.433	63	177	.356	89	101	.881	58	134	192	6.0	87	1	59	50	19	62	384	12.0
TOTAL	64	39	1539	24.1	176	387	.455	84	231	.364	123	148	.831	87	234	321	5.0	152	3	93	84	33	97	559	8.7



ELLIS' 2021-22 GAME-BY-GAME STATS

Opponent	Date	Min	FG-FGA	3FG-FGA	FT-FTA	Off-Def-Tot	PF	A	TO	Stl	Blk	Pts
LOUISIANA TECH	11/9	30:53	5-7	3-4	5-5	2-7-9	1	3	1	3	1	18
SOUTH DAKOTA STATE	11/12	35:07	5-10	2-5	3-4	5-8-13	1	3	0	1	0	15
SOUTH ALABAMA	11/16	31:16	6-10	2-5	4-5	2-4-6	2	1	2	3	0	18
OAKLAND	11/19	27:16	1-6	1-5	4-4	2-4-5	2	3	3	2	2	7
vs. Iona	11/25	31:45	2-3	0-1	0-0	2-6-8	1	1	2	2	2	4
vs. Drake	11/26	31:26	3-7	1-1	2-2	1-5-6	3	0	2	1	0	9
vs. Miami	11/28	29:02	8-11	5-6	1-1	0-4-4	3	2	2	0	0	22
vs. Gonzaga	12/4	29:05	1-5	0-4	2-3	1-3-4	3	2	0	0	0	4
HOUSTON	12/11	28:51	0-5	0-4	4-4	1-2-3	1	0	2	1	0	4
at Memphis	12/14	32:05	7-14	3-10	2-2	3-3-6	2	1	3	2	1	19
JACKSONVILLE STATE	12/18	38:15	6-12	4-10	4-4	2-8-10	2	3	1	0	0	20
vs. Davidson	12/21	31:42	3-9	2-7	1-1	3-1-4	3	4	1	2	1	9
TENNESSEE*	12/29	35:46	3-9	2-6	1-3	0-9-9	3	5	0	1	1	9
at Florida*	1/5	31:42	5-11	2-7	1-1	1-3-4	3	2	2	4	1	13
at Missouri*	1/8	28:38	4-9	2-6	2-2	1-1-2	3	1	1	4	0	12
AUBURN*	1/11	30:43	1-5	1-4	7-8	1-6-7	5	0	2	4	0	10
at Mississippi State*	1/15	34:13	3-10	3-6	5-5	2-5-7	4	3	1	2	1	14
LSU*	1/19	28:12	3-8	1-6	5-5	4-4-8	4	1	0	3	0	12
MISSOURI*	1/22	32:08	3-6	3-4	0-0	3-0-3	4	1	2	3	1	9
at Georgia*	1/25	25:53	5-11	1-5	4-6	4-5-9	3	3	2	4	2	15
BAYLOR	1/29	31:24	2-4	1-3	6-7	0-2-2	4	0	2	1	0	11
at Auburn*	2/1	27:37	3-11	3-7	0-0	2-6-8	4	2	1	1	2	9
KENTUCKY	2/5	28:56	2-8	2-7	0-0	0-4-4	3	2	2	1	1	6
at Ole Miss*	2/9	24:04	5-6	1-1	2-2	1-3-4	2	2	2	1	0	13
ARKANSAS*	2/12	32:38	2-4	1-3	2-2	1-4-5	2	2	0	0	3	7
MISSISSIPPI STATE*	2/16	23:30	0-8	0-7	0-0	1-2-3	3	1	1	1	0	0
at Kentucky*	2/19	37:02	10-16	7-11	1-1	3-2-5	1	1	2	4	0	28
at Vanderbilt*	2/22	33:50	2-6	1-4	5-6	2-6-8	3	1	0	2	0	10
SOUTH CAROLINA*	2/26	24:44	5-12	4-9	3-4	3-4-7	2	4	1	2	0	17
TEXAS A&M*	3/2	25:38	5-8	2-4	1-1	0-3-3	4	1	3	2	0	13
at LSU*	3/5	36:42	4-10	3-8	8-8	4-5-9	2	1	6	2	0	19
vs. Vanderbilt	3/10	30:00	2-6	0-4	4-5	2-5-7	4	3	1	3	0	8

* indicates Southeastern Conference opponent
\$ SEC Tournament



21
BRITTON
JOHNSON

Mountain Brook Ala.
Mountain Brook HS

Guard / Senior / 6-4 / 185

CAREER HIGHS

Points	3	4x, last vs. Miami (11/28/21)
Rebounds	3	vs. Missouri (1/22/22)
Assists	1	vs. Arkansas (1/16/21)
Steals	1	vs South Carolina (2/26/22)
Blocks	1	vs. Ole Miss (1/22/19)
Minutes	7:01	at Georgia (1/25/22)
Field Goals	1	5x, last vs. Missouri (1/22/22)
FG Att.	4	vs. South Carolina (2/26/22)
3-Point FG	1	4x, last vs. Miami (11/28/21)
3-Point Att.	3	vs. South Carolina (2/26/22)
Free Throws		
FT Att.	1	vs. Missouri (1/22/22)

2021-22 SEASON HIGHS

Points	3	vs. Miami (11/28/21)
Rebounds	3	vs. Missouri (1/22/22)
Assists		
Steals	1	vs. South Carolina (2/26/22)
Blocks		
Minutes	7:01	at Georgia (1/25/22)
Field Goals	1	2x, last vs. Missouri (1/22/22)
FG Att.	4	vs. South Carolina (2/26/22)
3-Point FG	1	vs. Miami (11/28/21)
3-Point Att.	3	vs. South Carolina (2/26/22)
Free Throws		
FT Att.	1	vs. Missouri (1/22/22)

MISCELLANEOUS STATS

CATEGORY	2021-22	CAREER
Double-digit scoring		
20+ point games		
Double-digit rebounding		
Double-doubles		
Led UA in scoring		
Led UA in rebounding		
Led UA in three-pointers		
Led UA in assists		
Led UA in steals		
Led UA in blocks		
5+ assist games		
3+ three-pointers		
3+ steal games		
3+ block games		



JOHNSON'S 2021-22 GAME-BY-GAME STATS

Opponent	Date	Min	FG-FGA	3FG-FGA	FT-FTA	Off-Def-Tot	PF	A	TO	Stl	Blk	Pts
LOUISIANA TECH	11/9	1:25	0-0	0-0	0-0	1-1-2	0	0	0	0	0	0
SOUTH DAKOTA STATE	11/12				DNP - Coach's Decision							
SOUTH ALABAMA	11/16				DNP - Coach's Decision							
OAKLAND	11/19	1:45	0-1	0-1	0-0	0-0-0	0	0	0	0	0	0
vs. Iona	11/25				DNP - Coach's Decision							
vs. Drake	11/26				DNP - Coach's Decision							
vs. Miami	11/28	2:11	1-1	1-1	0-0	0-0-0	0	0	0	0	0	3
vs. Gonzaga	12/4				DNP - Coach's Decision							
HOUSTON	12/11				DNP - Coach's Decision							
at Memphis	12/14				DNP - Coach's Decision							
JACKSONVILLE STATE	12/18				DNP - Coach's Decision							
vs. Davidson	12/21				DNP - Coach's Decision							
TENNESSEE*	12/29				DNP - Coach's Decision							
at Florida*	1/5				DNP - Coach's Decision							
at Missouri*	1/8				DNP - Coach's Decision							
AUBURN*	1/11				DNP - Coach's Decision							
at Mississippi State*	1/15				DNP - Coach's Decision							
LSU*	1/19				DNP - Coach's Decision							
MISSOURI*	1/22	2:40	1-3	0-2	0-0	3-0-3	0	0	0	0	0	2
at Georgia*	1/25	7:01	0-2	0-2	0-0	1-0-1	0	0	0	0	0	0
BAYLOR	1/29				DNP - Coach's Decision							
at Auburn*	2/1				DNP - Coach's Decision							
KENTUCKY*	2/5				DNP - Coach's Decision							
at Ole Miss*	2/9				DNP - Coach's Decision							
ARKANSAS*	2/12				DNP - Coach's Decision							
MISSISSIPPI STATE*	2/16				DNP - Coach's Decision							
at Kentucky*	2/19				DNP - Coach's Decision							
at Vanderbilt*	2/22				DNP - Coach's Decision							
SOUTH CAROLINA	2/26	5:56	0-4	0-3	0-0	1-1-2	0	0	1	1	0	0
TEXAS A&M	3/2				DNP - Coach's Decision							
at LSU*	3/5				DNP - Coach's Decision							
vs. Vanderbilt \$	3/10				DNP - Coach's Decision							

* indicates Southeastern Conference opponent
\$ SEC Tournament

JOHNSON'S CAREER STATS

Year	GP	GS	Min	Avg	FG	FGA	Pct	3FG	3FGA	Pct	FT	FTA	Pct	Off	Def	Tot	Avg	PF	FO	Ast	TO	Blk	Stl	Pts	Avg
2018-19	5	0	3	0.6	0	0	.000	0	0	.000	0	0	.000	0	1	1	0.2	0	0	0	0	1	0	0	0.0
2019-20	6	0	6	1.1	1	3	.333	1	3	.333	0	0	.000	0	0	0	0.0	1	0	0	0	0	0	3	0.5
2020-21	12	0	17	1.4	2	5	.400	2	5	.400	0	0	.000	1	2	3	0.3	5	0	1	0	0	0	6	0.5
2021-22	6	1	21	3.5	2	11	.182	1	9	.111	0	1	.000	6	2	8	1.3	1	0	0	2	0	1	5	0.8
TOTAL	29	1	48	1.6	5	19	.263	4	17	.235	0	1	.000	7	5	12	0.4	7	0	1	2	1	1	14	0.5



22 KEON AMBROSE- HYLTON

Toronto, Ontario
Andrews Osborne Academy

Forward / Sophomore / 6-8 / 210

CAREER HIGHS

Points	5	vs. Miami (11/28/21)
Rebounds	4	vs. Arkansas (1/16/21)
Assists	2	2x, last vs. Louisiana Tech (11/9/21)
Steals	1	2x, last at Florida (1/5/22)
Blocks	1	2x, last vs. Louisiana Tech (11/9/21)
Minutes	21:03	vs. Miami (11/28/21)
Field Goals	2	4x, last vs. Miami (11/28/21)
FG Att.	4	2x, last at Florida (1/5/22)
3-Point FG		
3-Point Att.		
Free Throws	1	2x, last vs. Miami (11/28/21)
FT Att.	3	vs. Miami (11/28/21)

2021-22 SEASON HIGHS

Points	5	vs. Miami (11/28/21)
Rebounds	3	2x, last at Florida (1/5/22)
Assists	2	vs. Louisiana Tech (11/9/21)
Steals	1	at Florida (1/5/22)
Blocks	1	vs. Louisiana Tech (11/9/21)
Minutes	21:03	vs. Miami (11/28/21)
Field Goals	2	vs. Miami (11/28/21)
FG Att.	4	at Florida (1/5/22)
3-Point FG		
3-Point Att.		
Free Throws	2	vs. Miami (11/28/21)
FT Att.	2	2x, last vs. Miami (11/28/21)

MISCELLANEOUS STATS

CATEGORY	2021-22	CAREER
Double-digit scoring		
20+ point games		
Double-digit rebounding		
Double-doubles		
Led UA in scoring		
Led UA in rebounding		
Led UA in three-pointers		
Led UA in assists		
Led UA in steals		
Led UA in blocks	1	1
5+ assist games		
3+ three-pointers		
3+ steal games		
3+ block games		



AMBROSE-HYLTON'S 2021-22 GAME-BY-GAME STATS

Opponent	Date	Min	FG-FGA	3FG-FGA	FT-FTA	Off-Def-Tot	PF	A	TO	Stl	Blk	Pts	
LOUISIANA TECH	11/9	7:02	1-2	0-0	0-0	1-0-1	3	2	1	0	1	2	
SOUTH DAKOTA STATE	11/12	5:04	0-0	0-0	0-0	1-0-1	0	0	1	0	0	0	
SOUTH ALABAMA	11/16	1:09	0-0	0-0	0-0	0-0-0	2	0	0	0	0	0	
OAKLAND	11/19	8:16	0-0	0-0	0-0	2-1-3	1	1	1	0	0	0	
vs. Iona	11/25	0:17	0-0	0-0	0-0	0-0-0	1	0	0	0	0	0	
vs. Drake	11/26												DNP - Coach's Decision
vs. Miami	11/28	21:03	2-2	0-0	1-3	0-0-0	0	0	0	0	0	5	
vs. Gonzaga	12/4	1:23	0-0	0-0	0-0	0-0-0	1	0	0	0	0	0	
HOUSTON	12/11												DNP - Coach's Decision
at Memphis	12/14												DNP - Coach's Decision
JACKSONVILLE STATE	12/18												DNP - Coach's Decision
vs. Davidson	12/21												DNP - Coach's Decision
TENNESSEE*	12/29	7:08	1-3	0-0	0-0	1-0-1	0	0	0	0	0	2	
at Florida*	1/5	8:16	1-4	0-0	0-0	1-2-3	2	1	0	1	0	2	
at Missouri*	1/8	1:25	0-0	0-0	0-0	0-0-0	0	0	1	0	0	0	
AUBURN*	1/11												DNP - Coach's Decision
at Mississippi State*	1/15												DNP - Coach's Decision
LSU*	1/19												DNP - Coach's Decision
MISSOURI*	1/22												DNP - Coach's Decision
at Georgia*	1/25												DNP - Coach's Decision
BAYLOR	1/29												DNP - Coach's Decision
at Auburn*	2/1												DNP - Coach's Decision
KENTUCKY*	2/5												DNP - Coach's Decision
at Ole Miss*	2/9												DNP - Coach's Decision
ARKANSAS*	2/12												DNP - Coach's Decision
MISSISSIPPI STATE*	2/16												DNP - Coach's Decision
at Kentucky*	2/19												DNP - Coach's Decision
at Vanderbilt*	2/22												DNP - Coach's Decision
SOUTH CAROLINA*	2/26	1:49	0-0	0-0	0-0	0-0-0	0	0	0	0	0	0	
TEXAS A&M	3/2												DNP - Coach's Decision
at LSU*	3/5												DNP - Coach's Decision
vs. Vanderbilt	3/10												DNP - Coach's Decision

* indicates Southeastern Conference opponent
\$ SEC Tournament

AMBROSE-HYLTON'S CAREER STATS

Year	GP	GS	Min	Avg	FG	FGA	Pct	3FG	3FGA	Pct	FT	FTA	Pct	Off	Def	Tot	Avg	PF	FO	Ast	TO	Blk	Stl	Pts	Avg
2020-21	18	0	74	4.1	10	15	.667	0	0	.000	1	4	.250	3	10	13	0.7	9	0	2	3	1	1	21	1.2
2021-22	11	0	51	4.6	5	11	.455	0	0	.000	1	3	.333	6	3	9	0.8	10	0	4	4	1	1	11	1.0
TOTAL	29	0	125	4.3	15	26	.577	0	0	.000	2	7	.286	9	13	22	0.8	19	0	6	7	2	2	32	1.1



33
JAMES ROJAS

Jamestown, N.Y.
Jamestown HS

Forward / Senior / 6-8 / 220

CAREER HIGHS

Points	15	Florida (1/5/21)
Rebounds	7	4x, last at LSU (1/19/21)
Assists	2	3x, last vs. Texas A&M (3/2/22)
Steals	2	5x, last vs. Texas A&M (3/2/22)
Blocks	3	at LSU (1/19/21)
Minutes	24:08	at Georgia (1/25/22)
Field Goals	5	Florida (1/5/21)
FG Att.	8	2x, last vs. Florida (1/5/21)
3-Point FG	2	Furman (12/15/20)
3-Point Att.	4	2x, last vs. Kentucky (2/5/22)
Free Throws	5	Florida (1/5/21)
FT Att.	9	Florida (1/5/21)

2021-22 SEASON HIGHS

Points	9	2x, last at Vanderbilt (2/22/22)
Rebounds	6	vs. Missouri (1/22/22)
Assists	2	2x, last vs. Texas A&M (3/2/22)
Steals	2	3x, last vs. Texas A&M (3/2/22)
Blocks	1	2x, last vs. Texas A&M (3/2/22)
Minutes	24:08	at Georgia (1/25/22)
Field Goals	3	3x, last at Texas A&M (3/2/22)
FG Att.	7	2x, last vs. Kentucky (2/5/22)
3-Point FG	1	4x, last vs. South Carolina (2/26/22)
3-Point Att.	4	2x, last vs. Kentucky (2/5/22)
Free Throws	4	2x, last vs. Mississippi St. (2/16/22)
FT Att.	6	vs. Kentucky (2/5/22)

MISCELLANEOUS STATS

CATEGORY	2021-22	CAREER
Double-digit scoring		2
20+ point games		
Double-digit rebounding		
Double-doubles		
Led UA in scoring		
Led UA in rebounding		4
Led UA in three-pointers	1	2
Led UA in assists		
Led UA in steals	3	6
Led UA in blocks	1	2
5+ assist games		
3+ three-pointers		
3+ steal games		
3+ block games		1



ROJAS' 2021-22 GAME-BY-GAME STATS

Opponent	Date	Min	FG-FGA	3FG-FGA	FT-FTA	Off-Def-Tot	PF	A	TO	Stl	Blk	Pts
LOUISIANA TECH	11/9					DNP - Injured						
SOUTH DAKOTA STATE	11/12					DNP - Injured						
SOUTH ALABAMA	11/16					DNP - Injured						
OAKLAND	11/19					DNP - Injured						
vs. Iona	11/25					DNP - Injured						
vs. Drake	11/26					DNP - Injured						
vs. Miami	11/28					DNP - Injured						
vs. Gonzaga	12/4					DNP - Injured						
HOUSTON	12/11					DNP - Injured						
at Memphis	12/14					DNP - Injured						
JACKSONVILLE STATE	12/18					DNP - Injured						
vs. Davidson	12/21					DNP - Injured						
TENNESSEE*	12/29					DNP - Injured						
at Florida*	1/5					DNP - Injured						
at Missouri*	1/8					DNP - Injured						
AUBURN*	1/11					DNP - Injured						
at Mississippi State*	1/15	16:58	1-4	1-2	3-4	2-0-2	4	0	1	2	0	6
LSU*	1/19	9:22	0-2	0-2	0-0	0-1-1	0	0	1	1	0	0
Missouri*	1/22	12:14	3-6	0-3	0-0	3-3-6	0	0	1	0	0	6
at Georgia*	1/25	24:08	2-7	1-4	3-5	1-2-3	5	2	3	1	0	8
BAYLOR	1/29	12:37	0-0	0-0	2-2	0-3-3	3	0	1	2	0	2
at Auburn*	2/1	15:46	2-3	1-2	1-2	1-1-2	2	1	0	1	0	6
KENTUCKY*	2/5	14:05	2-7	0-4	4-6	3-2-5	2	0	1	0	1	8
at Ole Miss*	2/9	7:25	1-1	0-0	1-1	0-2-2	3	1	1	0	0	3
ARKANSAS*	2/12	9:24	2-2	1-1	3-3	1-3-4	4	1	0	0	0	8
MISSISSIPPI STATE*	2/16	11:36	2-4	1-1	4-4	1-0-1	2	0	1	0	0	9
at Kentucky*	2/19	5:51	0-2	0-2	0-0	0-0-0	2	0	0	1	0	0
at Vanderbilt*	2/22	18:04	3-6	0-2	3-3	1-2-3	2	0	0	1	0	9
SOUTH CAROLINA*	2/26	14:35	1-2	1-1	2-2	0-1-1	1	1	0	0	0	5
TEXAS A&M	3/2	18:39	3-4	0-0	2-4	3-0-3	2	2	2	2	1	8
at LSU*	3/5	17:02	1-2	0-0	2-3	0-1-1	4	0	0	1	0	4
vs. Vanderbilt \$	3/10	15:39	3-7	0-2	1-2	2-2-4	3	0	2	0	0	7

* indicates Southeastern Conference opponent
\$ SEC Tournament

ROJAS' CAREER STATS

Year	GP	GS	Min	Avg	FG	FGA	Pct	3FG	3FGA	Pct	FT	FTA	Pct	Off	Def	Tot	Avg	PF	FO	Ast	TO	Blk	Stl	Pts	Avg
2020-21	30	1	333	11.1	28	80	.350	6	26	.231	24	36	.667	20	58	78	2.6	60	0	11	30	6	16	86	2.9
2021-22	16	3	223	14.0	26	59	.441	6	26	.231	31	41	.756	19	23	42	2.6	39	1	8	14	2	12	89	5.6
TOTAL	46	4	556	12.1	54	139	.388	12	52	.231	55	77	.714	39	81	120	2.6	99	1	19	44	8	28	175	3.8



/// **35**

**ALEX
TCHIKOU**

Paris, France
Dream City Christian HS

Forward / Redshirt Freshman / 6-11 / 230

CAREER HIGHS

Points		
Rebounds	3	vs. Miami (11/28/21)
Assists		
Steals		
Blocks		
Minutes	3:24	vs. Oakland (11/19/21)
Field Goals		
FG Att.	1	2x, last vs. Miami (11/28/21)
3-Point FG		
3-Point Att.		
Free Throws		
FT Att.		

2021-22 SEASON HIGHS

Points		
Rebounds	3	vs. Miami (11/28/21)
Assists		
Steals		
Blocks		
Minutes	3:24	vs. Oakland (11/19/21)
Field Goals		
FG Att.	1	2x, last vs. Miami (11/28/21)
3-Point FG		
3-Point Att.		
Free Throws		
FT Att.		

MISCELLANEOUS STATS

CATEGORY	2021-22	CAREER
Double-digit scoring		
20+ point games		
Double-digit rebounding		
Double-doubles		
Led UA in scoring		
Led UA in rebounding		
Led UA in three-pointers		
Led UA in assists		
Led UA in steals		
Led UA in blocks		
5+ assist games		
3+ three-pointers		
3+ steal games		
3+ block games		



TCHIKOU'S 2021-22 GAME-BY-GAME STATS

Opponent	Date	Min	FG-FGA	3FG-FGA	FT-FTA	Off-Def-Tot	PF	A	TO	Stl	Blk	Pts
LOUISIANA TECH	11/9					DNP - Suspended						
SOUTH DAKOTA STATE	11/12					DNP - Suspended						
SOUTH ALABAMA	11/16					DNP - Coach's Decision						
OAKLAND	11/19	3:24	0-1	0-0	0-0	0-1-1	0	0	0	0	0	0
vs. Iona	11/25	0:44	0-0	0-0	0-0	0-0-0	0	0	1	0	0	0
vs. Drake	11/26					DNP - Coach's Decision						
vs. Miami	11/28	2:11	0-1	0-0	0-0	1-2-3	0	0	0	0	0	0
vs. Gonzaga	12/4					DNP - Coach's Decision						
HOUSTON	12/11					DNP - Coach's Decision						
at Memphis	12/14					DNP - Coach's Decision						
JACKSONVILLE STATE	12/18					DNP - Coach's Decision						
vs. Davidson	12/21					DNP - Coach's Decision						
TENNESSEE*	12/29					DNP - Coach's Decision						
at Florida*	1/5					DNP - Coach's Decision						
at Missouri*	1/8					DNP - Coach's Decision						
AUBURN*	1/11					DNP - Coach's Decision						
at Mississippi State*	1/15					DNP - Coach's Decision						
LSU*	1/19					DNP - Coach's Decision						
MISSOURI*	1/22					DNP - Coach's Decision						
at Georgia*	1/25					DNP - Coach's Decision						
BAYLOR	1/29					DNP - Coach's Decision						
at Auburn*	2/1					DNP - Coach's Decision						
KENTUCKY*	2/5					DNP - Coach's Decision						
at Ole Miss*	2/9					DNP - Coach's Decision						
ARKANSAS*	2/12					DNP - Coach's Decision						
MISSISSIPPI STATE*	2/16					DNP - Coach's Decision						
at Kentucky*	2/19					DNP - Coach's Decision						
at Vanderbilt*	2/22					DNP - Coach's Decision						
SOUTH CAROLINA*	2/26					DNP - Coach's Decision						
TEXAS A&M	3/2					DNP - Coach's Decision						
at LSU*	3/5					DNP - Coach's Decision						
vs. Vanderbilt \$	3/10					DNP - Coach's Decision						

* indicates Southeastern Conference opponent
\$ SEC Tournament

TCHIKOU'S CAREER STATS

Year	GP	GS	Min	Avg	FG	FGA	Pct	3FG	3FGA	Pct	FT	FTA	Pct	Off	Def	Tot	Avg	PF	FO	Ast	TO	Blk	Stl	Pts	Avg
2021-22	3	3	6	2.1	0	2	.000	0	0	.000	0	0	.000	1	3	4	1.3	0	0	0	1	0	0	0	0.0
TOTAL	3	3	6	2.1	0	2	.000	0	0	.000	0	0	.000	1	3	4	1.3	0	0	0	1	0	0	0	0.0

2021-22 BOX SCORES

GAME 1

Official Basketball Box Score - Final
Louisiana Tech at Alabama
 11/09/21 Coleman Coliseum, Tuscaloosa
 Alabama vs Louisiana Tech

Game Time: 8:00 PM
 Game Duration: 1:59
 Attendance: 12,613

Officials: Doug Shows, Rob Rolke, Wesley Ford

Louisiana Tech - 64 Record: 0-1

NO. Name	Min	FG			3P			FT			Rebounds			Fouls			TP	AS	TO	ST	Blocks			+/-
		M-A	M-A	M-A	M-A	M-A	M-A	M-A	M-A	M-A	OR	DR	TOT	PF	FF	FD					BS	BA	BA	
2 Kenneth Lofton, Jr.	19:57	5-11	0-2	2-7	5	4	9	2	4	12	0	0	0	0	0	0	0	0	0	0	0	0	-22	
22 Isaiah Crawford	F 27:00	7-15	0-3	1-1	4	3	7	2	4	15	1	1	1	0	1	8								
3 Amorie Archibald	G 24:11	1-6	1-3	0-0	0	3	3	1	2	3	2	2	0	0	0	-9								
21 Exavian Christon	G 19:55	1-3	0-1	0-0	0	0	0	0	1	2	3	1	1	0	0	-9								
24 Cobe Williams	G 18:56	0-2	0-0	0-0	0	0	0	0	2	2	0	2	0	0	0	-18								
0 Keaston Willis	25:28	6-12	3-8	1-2	1	2	3	0	1	16	1	0	0	0	0	-17								
23 David Green	17:12	2-8	1-5	0-2	0	2	4	1	5	1	1	0	0	0	0	-15								
11 LaDamian Bradford	17:19	0-2	0-1	0-0	0	4	4	3	1	0	1	1	0	0	0	-15								
4 Kaleb Stewart	08:16	1-2	1-1	0-0	0	1	1	2	0	3	0	0	1	0	0	-11								
1 Kenny Hunter	14:25	3-4	0-0	1-2	4	1	5	1	1	7	0	1	0	1	0	-9								
5 Terran Williams	05:55	0-1	0-1	1-3	0	0	0	1	2	1	0	0	0	0	0	-8								
10 Ben Ponder	01:26	0-1	0-1	0-0	0	0	0	0	0	0	0	0	0	0	0	-4								
Team					2	1	3	0	0	0	1													
Totals		26-67	6-26	6-19	16	21	37	18	19	64	11	11	3	1	2	-29								

Alabama - 93 Record: 1-0

NO. Name	Min	FG			3P			FT			Rebounds			Fouls			TP	AS	TO	ST	Blocks			+/-
		M-A	M-A	M-A	M-A	M-A	M-A	M-A	M-A	M-A	OR	DR	TOT	PF	FF	FD					BS	BA	BA	
0 Noah Gurley	F 19:18	1-7	1-4	0-0	0	1	1	4	0	3	2	3	1	0	0	4								
10 Charles Bediako	C 10:54	2-4	0-0	1-2	2	1	3	5	1	5	1	1	0	0	0	9								
5 Jaden Shackelford	G 30:07	6-15	4-10	1-3	1	6	7	3	3	17	2	3	0	0	0	10								
13 Jahvon Quinerly	G 29:07	3-7	1-5	2-2	0	4	4	2	4	9	2	2	0	0	0	19								
14 Keon Ellis	G 30:53	5-7	3-4	5-5	2	7	9	1	3	18	3	1	3	1	0	37								
4 Juwan Gary	21:04	6-10	0-3	0-0	5	5	10	1	1	12	1	0	3	0	0	17								
3 JD Davison	25:50	3-4	1-2	5-7	2	4	6	0	4	12	6	2	1	0	0	13								
2 Darius Miles	16:42	4-4	3-3	0-0	3	3	3	0	11	0	0	1	0	0	13									
22 Keon Ambrose-Hylton	07:02	1-2	0-0	0-0	1	0	1	3	0	2	2	1	0	1	0	12								
1 Jusaun Holt	03:53	0-2	0-2	0-0	0	1	1	0	0	0	0	0	0	0	0	2								
15 Tyler Barnes	01:47	1-2	0-0	2-2	0	0	0	0	1	4	0	0	0	0	0	1								
21 Britton Johnson	01:25	0-0	0-0	0-0	1	1	2	0	0	0	0	0	0	0	0	3								
12 Delaney Heard	00:59	0-0	0-0	0-0	0	0	0	0	0	0	0	0	0	0	0	2								
24 Jaden Quinerly	00:59	0-0	0-0	0-2	0	1	1	0	1	0	0	0	0	0	0	2								
Team					2	1	3	0	0	0	1													
Totals		32-64	13-33	16-23	16	35	51	19	18	93	19	14	9	2	1	29								

Technical Fouls: NONE

Points from	LATECH		BAMA		Period by Period Scoring
	1st	2nd	1st	2nd	
Turnovers	5	16	31	33	64
Paint	32	36	48	45	93
Second Chance	19	22			
Fast Breaks	3	14			
Bench	32	41			

GAME 2

Official Basketball Box Score - Final
South Dakota St. at Alabama
 11/12/21 Coleman Coliseum, Tuscaloosa
 2021-22 Men's Basketball

Game Time: 7:00 PM
 Game Duration: 2:02
 Attendance: 10,546

Officials: Don Dalry, Todd Austin, Darron George

South Dakota St. - 88 Record: 1-1

NO. Name	Min	FG			3P			FT			Rebounds			Fouls			TP	AS	TO	ST	Blocks			+/-
		M-A	M-A	M-A	M-A	M-A	M-A	M-A	M-A	M-A	OR	DR	TOT	PF	FF	FD					BS	BA	BA	
32 Matt Dentlinger	F 12:31	1-2	0-1	0-0	0	0	0	0	0	2	0	1	0	1	0	-3								
35 Douglas Wilson	F 13:30	5-7	0-0	2-5	1	0	1	5	4	12	0	3	0	0	0	-16								
1 Matt Mims	G 09:29	0-1	0-1	0-0	0	1	1	2	0	0	0	0	0	0	0	-15								
3 Baylor Scheierman	G 36:53	3-12	0-7	4-6	0	18	18	3	5	10	6	3	0	0	0	-8								
34 Alex Arians	G 28:50	5-9	2-3	0-0	0	2	2	1	0	12	2	1	2	1	0	-7								
13 Luke Appel	20:45	3-7	0-2	0-0	3	2	5	1	6	6	1	0	0	1	0	-23								
15 Noah Freidel	30:50	6-13	3-7	4-6	0	1	1	2	4	23	0	2	0	0	0	-6								
2 Zeke Mayo	22:10	5-9	1-4	1-1	1	2	3	1	2	12	1	0	2	0	0	-2								
30 Charlie Easley	11:27	2-5	1-1	0-0	2	2	4	0	1	5	0	0	0	0	0	-5								
10 David Wingett	12:59	2-5	2-5	0-0	2	1	3	0	0	6	0	0	0	0	0	-7								
0 Jaylon Gentry	00:18	0-0	0-0	0-0	0	0	0	0	0	0	0	0	0	0	0	-1								
22 Aaron Fiegen	00:18	0-0	0-0	0-0	0	0	0	0	0	0	0	0	0	0	0	-1								
Team					0	0	0	0	0	0	0													
Totals		34-70	9-31	11-18	9	29	38	19	17	88	15	11	4	2	3	-16								

Alabama - 104 Record: 2-0

NO. Name	Min	FG			3P			FT			Rebounds			Fouls			TP	AS	TO	ST	Blocks			+/-
		M-A	M-A	M-A	M-A	M-A	M-A	M-A	M-A	M-A	OR	DR	TOT	PF	FF	FD					BS	BA	BA	
0 Noah Gurley	F 20:24	4-9	1-3	0-0	4	1	5	2	1	9	0	1	1	0	0	4								
10 Charles Bediako	C 23:47	6-7	0-0	0-2	2	4	6	3	5	12	2	0	1	1	0	16								
5 Jaden Shackelford	G 32:01	8-17	3-8	4-5	2	3	5	4	4	23	0	0	0	0	0	15								
13 Jahvon Quinerly	G 33:46	11-24	4-15	0-0	0	5	5	1	1	26	8	3	0	0	1	14								
14 Keon Ellis	G 35:07	5-10	2-5	3-4	5	8	13	1	3	15	3	0	1	0	0	26								
3 JD Davison	24:01	2-7	0-4	2-2	0	5	5	1	2	6	5	2	1	0	0	-1								
4 Juwan Gary	07:37	0-1	0-1	0-0	0	2	2	1	0	0	0	0	0	0	0	-3								
2 Darius Miles	18:13	5-9	3-4	0-1	3	1	4	4	3	13	0	1	0	1	0	19								
22 Keon Ambrose-Hylton	05:04	0-0	0-0	0-0	0	1	1	0	0	0	0	1	0	0	0	-10								
Team					1	0	1	0	0	0														
Totals		41-84	13-40	9-14	18	29	47	17	19	104	19	8	4	3	2	16								

Technical Fouls: NONE

Points from	SDSU		Bama		Period by Period Scoring
	1st	2nd	1st	2nd	
Turnovers	13	17	38	50	88
Paint	42	56	41	63	104
Second Chance	6	26			
Fast Breaks	12	12			
Bench	52	19			

GAME 3

2021-22 BOX SCORES

GAME 5

Official Basketball Box Score - Final
Alabama at Iona
 11/25/21 HP Field House, Lake Buena Vista, Fla.
 2021-22 Men's Basketball
 Game Time: 4:00 PM
 Game Duration: 2:12
 Attendance: 2,749
 Officials: Doug Simons, Vad Tadal, Keith Paterson

Alabama - 68		Record: 4-1														
NO.	Name	Min	FG	3P	FT	Rebounds	Fouls	TP	AS	TO	ST	Blocks	BS	BA	+/-	
			M-A	M-A	M-A	OR DR TOT	PF	FD				BS	BA			
0	Noah Gurley	F 18:33	3-5	1-2	0-0	2	2	4	3	0	7	0	2	1	0	-10
10	Charles Bediako	C 21:01	2-4	0-0	0-0	0	3	3	4	1	4	0	2	1	1	0
5	Jaden Shackelford	G 31:11	6-17	4-10	3-4	1	9	10	3	1	19	1	2	0	0	-3
13	Jahvon Quinerly	G 36:27	6-14	0-2	3-7	0	2	2	1	4	15	2	1	2	0	-4
14	Keon Ellis	G 32:35	2-3	0-1	0-0	2	6	8	1	1	4	1	1	2	2	0
4	Juwan Gary	G 20:18	2-3	0-0	0-2	2	5	7	2	3	4	0	2	0	0	1
3	JD Davison	G 23:02	2-3	0-0	4-8	1	1	2	0	4	8	3	2	1	0	-8
2	Darius Miles	15:52	2-7	0-2	3-4	0	2	2	3	3	7	0	0	0	0	-2
35	Alex Tchikou	00:44	0-0	0-0	0-0	0	0	0	0	0	0	0	0	0	0	0
22	Keon Ambrose-Hylton	00:17	0-0	0-0	0-0	0	0	0	0	0	1	0	0	0	0	-2
Team						0	0	0			0					
Totals			25-56	5-17	13-25	8	30	38	19	17	68	7	13	7	3	4

Iona - 72		Record: 6-0														
NO.	Name	Min	FG	3P	FT	Rebounds	Fouls	TP	AS	TO	ST	Blocks	BS	BA	+/-	
			M-A	M-A	M-A	OR DR TOT	PF	FD				BS	BA			
0	Berrick JeanLouis	F 25:24	1-2	0-1	0-0	0	2	2	4	0	2	2	1	4	0	8
11	Quinn Slazinski	F 23:05	5-13	1-7	0-1	0	3	3	2	3	11	2	3	0	0	1
23	Nelly Joseph	F 34:57	5-10	0-0	5-6	2	9	11	3	7	15	1	2	4	1	7
2	Elijah Joiner	G 29:09	4-10	2-6	2-2	1	5	6	2	3	12	2	1	0	0	2
25	Tyson Jolly	G 32:52	4-7	1-1	4-6	1	2	3	2	3	13	0	1	0	0	5
24	Dylan van Eyck	21:58	2-4	0-1	0-0	0	2	2	2	0	4	3	3	2	0	0
5	Joshua Duach	00:36	0-0	0-0	0-0	0	0	0	0	0	0	0	0	0	0	-2
13	Walter Clayton Jr.	19:36	5-9	0-3	5-6	1	3	4	1	2	15	2	0	0	0	1
3	Ryan Myers	12:23	0-4	0-2	0-0	0	0	0	1	0	1	0	0	0	0	-2
Team						0	0	0			0					
Totals			26-59	4-21	16-21	5	26	31	17	18	72	13	13	8	4	3

Alabama		Iona	
Biggest lead	9 (2 nd 12:27)	5 (2 nd 3:23)	
Best Scoring Run	6 (1 st 15:08)	7 (2 nd 5:32)	
Lead Changes	7		
Times Tied	10		
Time with Lead	28:01	07:56	

GAME 6

Official Basketball Box Score - Final
Alabama at Drake
 11/26/21 HP Field House, Lake Buena Vista, Fla.
 2021-22 Men's Basketball
 Game Time: 3:30 PM
 Game Duration: 2:03
 Attendance: 3,020
 Officials: Rick Crawford, DJ Carstensen, Shane Sleggs

Alabama - 80		Record: 5-1														
NO.	Name	Min	FG	3P	FT	Rebounds	Fouls	TP	AS	TO	ST	Blocks	BS	BA	+/-	
			M-A	M-A	M-A	OR DR TOT	PF	FD				BS	BA			
4	Juwan Gary	F 26:36	6-9	0-0	2-4	4	6	10	4	3	14	0	2	2	0	14
10	Charles Bediako	C 15:31	2-2	0-0	0-0	1	3	4	2	0	4	0	0	1	2	-10
5	Jaden Shackelford	G 37:20	6-12	2-6	0-1	2	3	5	1	2	14	4	1	1	0	6
13	Jahvon Quinerly	G 35:14	4-11	2-6	8-11	0	0	0	3	8	18	4	5	1	0	5
14	Keon Ellis	G 31:26	3-7	1-4	2-2	1	5	6	3	2	9	0	2	1	0	0
0	Noah Gurley	17:20	4-6	0-1	0-1	0	3	3	4	5	3	4	6	4	2	0
2	Darius Miles	16:00	3-4	0-0	0-1	2	0	2	0	2	6	0	0	1	2	0
3	JD Davison	20:33	3-6	0-2	1-2	0	5	5	0	1	7	3	7	0	1	-3
Team						0	0	0			0					
Totals			31-57	5-19	13-22	10	25	35	17	20	80	11	17	8	6	1

Drake - 71		Record: 3-2														
NO.	Name	Min	FG	3P	FT	Rebounds	Fouls	TP	AS	TO	ST	Blocks	BS	BA	+/-	
			M-A	M-A	M-A	OR DR TOT	PF	FD				BS	BA			
2	Tremell Murphy	F 29:31	2-6	0-2	2-2	2	5	7	3	1	6	0	4	0	0	-21
4	ShanQuan Hemphill	F 30:09	6-11	1-1	2-6	4	2	6	3	5	15	0	1	1	0	2
51	Darnell Brodie	F 21:07	3-7	0-0	0-1	1	2	3	2	3	6	2	2	0	1	-14
00	D.J. Wilkins	G 29:28	6-11	3-7	2-2	1	1	2	1	3	17	0	1	0	0	1
1	Roman Penn	G 26:49	1-5	0-1	2-4	2	4	6	5	3	4	6	4	2	0	-7
12	Tucker DelVries	29:39	5-14	3-7	2-2	2	3	5	3	1	15	1	1	0	0	1
3	Garrett Schultz	21:16	4-5	0-0	0-0	0	2	2	1	1	8	0	1	3	0	0
24	Nate Ferguson	03:41	0-1	0-0	0-0	0	1	2	0	0	0	0	0	0	0	0
14	Ayo Akinwale	08:20	0-3	0-1	0-0	0	0	0	0	0	2	0	1	0	1	-8
Team						0	0	0			0					
Totals			27-63	7-19	10-17	13	20	33	20	17	71	10	15	7	1	6

Alabama		Drake	
Biggest lead	15 (1 st 3:46)	4 (1 st 17:42)	
Best Scoring Run	15 (1 st 7:08)	11 (1 st 0:00)	
Lead Changes	3		
Times Tied	7		
Time with Lead	27:38	08:01	

GAME 7

Official Basketball Box Score - Final
Miami (FL) at Alabama
 11/28/21 HP Field House, Lake Buena Vista, Fla.
 2021-22 Men's Basketball
 Game Time: 5:30 PM
 Game Duration: 1:55
 Attendance: 3,127
 Officials: Rick Crawford, DJ Carstensen, Tyler Kumpf

Miami (FL) - 64		Record: 4-3														
NO.	Name	Min	FG	3P	FT	Rebounds	Fouls	TP	AS	TO	ST	Blocks	BS	BA	+/-	
			M-A	M-A	M-A	OR DR TOT	PF	FD				BS	BA			
21	Sam Waardenburg	F 19:46	1-2	0-0	0-0	0	2	2	1	1	1	1	1	1	-20	
2	Isaiah Wong	G 30:58	4-7	0-2	6-6	0	3	3	0	14	3	1	0	0	-30	
3	Charlie Moore	G 28:36	5-11	2-4	0-0	0	1	1	4	0	12	1	3	1	0	-19
11	Jordan Miller	G 24:04	2-4	0-2	2-4	1	4	5	2	3	6	0	1	2	1	-14
23	Kameron McGusty	G 33:42	6-13	2-4	3-4	3	7	10	4	2	21	1	4	2	0	-15
4	Bensley Joseph	15:26	0-1	0-0	0-1	0	3	3	2	3	0	0	2	0	0	-22
1	Anthony Walker	10:12	0-2	0-1	2-2	0	0	0	0	2	2	0	1	0	0	-6
55	Wooga Poplar	15:21	1-6	0-3	1-2	0	0	0	0	2	3	0	1	0	0	-14
14	Rodney Miller Jr.	12:28	1-2	0-0	0-0	0	0	0	0	2	0	0	1	0	0	0
22	Deng Gak	05:38	1-1	0-0	0-1	0	1	1	0	1	2	0	0	0	0	-12
10	Filippos Gkagkos	02:11	0-1	0-1	0-0	0	0	0	0	0	0	0	0	0	0	-4
32	Thomas Oosterbroek	01:38	0-0	0-0	0-0	0	0	0	0	0	0	0	0	0	0	-4
Team						0	0	0			0					
Totals			23-50	4-17	14-20	4	19	23	16	16	64	6	13	8	2	-32

Alabama - 96		Record: 6-1														
NO.	Name	Min	FG	3P	FT	Rebounds	Fouls	TP	AS	TO	ST	Blocks	BS	BA	+/-	
			M-A	M-A	M-A	OR DR TOT	PF	FD				BS	BA			
4	Juwan Gary	F 16:54	5-7	0-1	3-4	2	5	2	2	13	1	2	1	0	1	20
10	Charles Bediako	C 15:15	2-4	0-0	1-2	5	3	8	4	2	3	0	0	0	0	18
5	Jaden Shackelford	G 25:52	5-11	5-9	0-0	3	3	0	5	15	0	1	0	0	0	22
13	Jahvon Quinerly	G 24:22	3-9	1-4	0-1	1	3	4	3	7	2	1	0	1	0	13
14	Keon Ellis	G 29:02	8-11	5-6	1-1	4	4	3	1	22	2	2	0	0	0	20
3	JD Davison	29:44	6-8	1-2	0-0	2	4	6	1	10	13	3	1	0	0	20
0	Noah Gurley	13:34	2-5	1-2	0-0	1	1	3	0	5	0	1	1	0	0	0
1	Jusaun Holt	09:50	1-2	1-1	0-0	0	1	1	1	0	3	0	0	0	0	8
2	Darius Miles	17:43	2-5	1-3	0-0	1	4	5	2							

2021-22 BOX SCORES

GAME 9

Official Basketball Box Score - Final
Houston at Alabama
 12/11/21 Coleman Coliseum, Tuscaloosa
 2021-22 Men's Basketball
 Game Time: 9:00 PM
 Game Duration: 2:28
 Attendance: 10,613
 Officials: Joe Lindsay, Mike Nance, Rob Porke

NO. Name	Min	FG			Rebounds			Fouls			TP	AS	TO	ST	Blocks		+/-
		M-A	3P-M	FT-M	OR	DR	TOT	PF	FD	BS					BA		
32 Reggie Chaney	F 12:39	1-1	0-0	0-0	0	1	1	4	1	2	2	1	0	1	0	0	-6
35 Fabian White Jr	F 24:40	5-9	1-2	0-0	4	2	6	4	2	11	1	1	1	0	0	-5	
0 Marcus Sasser	G 39:11	8-25	4-14	5-5	0	5	5	1	1	25	1	2	1	0	0	0	
1 Jamal Shead	G 29:11	5-12	1-1	1-2	1	0	1	4	3	12	3	2	2	0	1	10	
11 Kyler Edwards	G 21:24	2-7	2-6	0-1	0	4	4	4	3	6	1	1	0	0	0	-11	
12 Tramon Mark	17:52	0-6	0-2	0-0	0	2	2	3	0	0	0	1	1	0	0	-1	
25 Josh Carlton	20:58	5-7	0-0	4-5	3	3	6	3	5	14	0	1	1	3	0	7	
13 J'Wan Roberts	21:43	4-4	0-0	1-6	9	4	13	2	5	9	1	0	0	0	0	2	
4 Taze Moore	12:22	1-2	1-1	0-0	0	0	0	3	0	3	2	0	2	1	0	-1	
Team		4	1	5				0	0	1							
Totals		31-73	9-26	11-19	21	22	43	28	20	82	11	10	8	6	1	-1	

NO. Name	Min	FG			Rebounds			Fouls			TP	AS	TO	ST	Blocks		+/-
		M-A	3P-M	FT-M	OR	DR	TOT	PF	FD	BS					BA		
4 Juwan Gary	F 28:43	6-13	1-3	6-9	3	1	4	4	5	19	0	0	0	1	3	-1	
10 Charles Bediako	C 16:17	3-3	0-0	1-2	0	1	1	5	1	7	1	1	0	0	0	7	
5 Jaden Shackelford	G 36:17	6-10	5-7	1-1	0	8	8	3	4	18	1	1	1	0	0	5	
13 Jahvon Quinerly	G 32:19	7-11	1-2	2-2	0	3	3	1	4	17	8	3	2	0	1	2	
14 Keon Ellis	G 28:51	0-5	0-4	4-4	1	2	3	1	4	4	0	2	1	0	1	1	
0 Noah Gurley	17:12	1-1	0-0	6-7	0	1	1	5	4	8	2	2	0	0	0	-2	
2 Darius Miles	13:49	0-3	0-2	0-1	0	1	1	0	2	0	0	1	0	0	0	-1	
3 JD Davison	26:32	3-4	0-0	4-5	1	8	9	1	4	10	2	2	0	0	0	-6	
Team		2	2	4				0	0	0							
Totals		26-50	7-18	24-31	7	27	34	21	28	83	14	12	4	1	6	1	

Biggest lead	HOU		Bama		Points from Turnovers	HOU		Bama		Period by Period Scoring
	1st	2nd	1st	2nd		1st	2nd	TOT		
Best Scoring Run	7 (1st 2:50)	9 (1st 15:12)	38	36	HOU	41	41	82		
Lead Changes	15	8	23	8	Bama	44	39	83		
Times Tied	11	8	18	18						
Time with Lead	04:47	28:38	26	18						

GAME 10

Official Basketball Box Score - Final
Alabama at Memphis
 12/14/21 FedExForum, Memphis, TN
 2021-22 Men's Basketball
 Game Time: 8:00 PM
 Game Duration: 2:09
 Attendance: 15,266
 Officials: Doug Shows, Will Howard, Michael Roberts

NO. Name	Min	FG			Rebounds			Fouls			TP	AS	TO	ST	Blocks		+/-
		M-A	3P-M	FT-M	OR	DR	TOT	PF	FD	BS					BA		
4 Juwan Gary	F 20:39	3-6	1-2	0-0	0	2	2	5	1	7	0	3	0	0	0	-9	
10 Charles Bediako	C 18:43	4-5	0-0	1-2	0	0	0	3	2	9	0	0	2	1	1	-14	
5 Jaden Shackelford	G 35:31	4-12	1-4	1-2	3	5	8	2	1	10	1	4	3	0	1	-9	
13 Jahvon Quinerly	G 28:19	4-11	2-8	2-2	2	4	6	2	2	12	4	5	1	0	0	-16	
14 Keon Ellis	G 32:05	7-14	3-10	2-2	3	3	6	2	1	19	1	3	2	1	1	-8	
3 JD Davison	32:24	3-6	0-1	2-4	5	0	5	2	3	8	10	3	3	1	0	-8	
2 Darius Miles	17:22	3-5	0-4	0-0	0	0	0	4	1	9	0	1	0	0	0	7	
0 Noah Gurley	14:57	2-6	0-4	0-0	1	1	2	0	1	4	0	0	0	0	0	-13	
Team		0	2	2				0	0	1							
Totals		30-65	10-33	8-12	14	17	31	20	12	78	16	20	11	3	3	-14	

NO. Name	Min	FG			Rebounds			Fouls			TP	AS	TO	ST	Blocks		+/-
		M-A	3P-M	FT-M	OR	DR	TOT	PF	FD	BS					BA		
1 Emoni Bates	F 14:59	1-6	1-3	4-4	0	2	2	0	2	7	1	3	1	0	1	4	
3 Landers Nolley II	F 35:44	5-14	3-9	0	2	2	4	0	1	13	6	1	4	0	0	15	
12 DeAndre Williams	F 32:44	7-10	1-2	5-6	0	3	3	2	3	20	6	1	3	1	0	13	
2 Jalen Duren	C 26:46	7-9	0-0	1-1	4	2	6	3	4	14	2	2	0	1	1	4	
10 Alex Lomax	G 30:24	3-5	0-0	1-2	3	2	5	1	1	7	3	5	1	0	0	7	
11 Lester Quinones	26:27	2-5	0-3	8-9	1	3	4	1	7	12	1	2	2	0	0	9	
23 Malcolm Dandridge	10:06	3-3	0-0	0-0	0	1	1	0	0	6	0	1	1	1	0	10	
25 Jayden Dandridge	02:04	0-2	0-1	0-0	0	0	0	0	0	0	0	0	0	0	0	-2	
20 Josh Minott	04:23	1-1	0-0	1-0	1	0	1	1	0	2	0	0	0	0	0	1	
14 Tyler Harris	16:23	3-5	3-5	2-3	0	2	2	4	2	11	1	2	0	0	1	9	
Team		2	3	5				0	0	0							
Totals		32-60	8-23	20-25	13	20	33	12	20	92	20	17	12	3	3	14	

Biggest lead	ALA		MEM		Points from Turnovers	ALA		MEM		Period by Period Scoring
	1st	2nd	1st	2nd		1st	2nd	TOT		
Best Scoring Run	7 (1st 15:01)	12 (2nd 12:36)	38	44	HOU	41	41	82		
Lead Changes	4	11	17	11	BAMA	44	39	83		
Times Tied	4	18	20	20						
Time with Lead	09:34	26:47	21	31						

GAME 11

Official Basketball Box Score - Final
Jacksonville St. at Alabama
 12/18/21 Coleman Coliseum, Tuscaloosa
 2021-22 Men's Basketball
 Game Time: 7:30 PM
 Game Duration: 1:59
 Attendance: 10,064
 Officials: Tony Greene, Josue Nieves, Troy Mathis

NO. Name	Min	FG			Rebounds			Fouls			TP	AS	TO	ST	Blocks		+/-
		M-A	3P-M	FT-M	OR	DR	TOT	PF	FD	BS					BA		
11 Kayne Henry	F 25:14	4-7	2-3	0-0	1	2	3	1	1	10	1	0	1	0	0	-1	
50 Brandon Huffman	C 13:35	1-3	0-0	0-2	0	2	2	3	2	2	0	1	1	0	0	-2	
1 Demaree King	G 26:16	1-10	1-7	0-0	1	1	2	0	1	3	3	1	0	0	0	-12	
22 Jalen Gibbs	G 27:13	3-9	2-7	4-6	1	2	3	1	3	12	0	0	1	0	0	11	
23 Darian Adams	G 37:02	7-16	1-6	3-3	2	5	7	1	3	18	2	1	1	0	0	-8	
0 Jalen Finch	20:44	2-5	0-1	0-0	0	3	3	2	2	4	1	1	0	0	0	-14	
3 Maros Zeliznak	15:09	0-0	0-0	0-0	0	2	2	5	0	0	0	1	0	0	0	-5	
10 Juwan Perdue	16:47	1-6	0-0	1-3	4	0	4	2	2	3	0	2	0	0	0	3	
13 Jay Pal	18:00	3-5	0-1	1-2	2	5	7	2	3	7	0	0	0	1	1	-1	
Team		2	3	5				0	0	1							
Totals		22-61	6-25	9-16	13	25	38	20	17	59	7	9	4	3	8	-6	

NO. Name	Min	FG			Rebounds			Fouls			TP	AS	TO	ST	Blocks		+/-
		M-A	3P-M	FT-M	OR	DR	TOT	PF	FD	BS					BA		
4 Juwan Gary	F 14:48	2-3	0-1	0-0	0	0	0	3	1	4	0	1	0	1	0	-9	
10 Charles Bediako	C 20:50	3-4	0-0	1-2	1	6	7	5	5	7	1	3	2	5	0	4	
5 Jaden Shackelford	G 34:03	0-6	0-5	0-0	2	2	4	2	1	0	2	2	0	1	0	4	
13 Jahvon Quinerly	G 35:41	6-11	2-4	1-4	0	5	5	1	7	15	4	2	1	0	1	13	
14 Keon Ellis	G 38:15	6-12	4-10	4-4	2	8	10	2	2	20	3	1	0	0	0	8	
2 Darius Miles	26:40	3-8	2-5	2-2	3	4	7	2	2	10	3	0	1	1	0	18	
0 Noah Gurley	16:12	2-5	0-2	1-2	1	2	3	1	5	1	0	0	0	0	0	3	
3 JD Davison	13:31	1-7	0-3	2-2	2	1	3	0	1	4	1	2	1	0	2	-11	
Team		0	2	2				0	0	0							
Totals		23-56	8-30	11-16	11	30	41	17	20	65	15	11	5	8	3	6	

Biggest lead	JSU		BAMA		Points from Turnovers	JSU		BAMA		Period by Period Scoring
	1st	2nd	1st	2nd		1st	2nd	TOT		
Best Scoring Run	9 (2nd 2:09)									

2021-22 BOX SCORES

GAME 13



Official Basketball Box Score - Final
Tennessee at Alabama
 12/29/21 Coleman Coliseum, Tuscaloosa
 2021-22 Men's Basketball

Game Time: 8:00 PM
 Game Duration: 2:13
 Attendance: 10,427

Officials: Joe Lindsay, Chuck Jones, Owen Shortt

Tennessee - 68

Record: 9-3 (0-1)

NO. Name	Min	FG			Rebounds			Fouls			TP	AS	TO	ST	Blocks			+/-
		M-A	3P-A	FT	OR	DR	TOT	PF	FD	TS					BS	BA	BL	
13 Olivier Nkamhoua	F 32:39	6-17	1-4	2-2	4	5	9	1	4	15	1	0	0	0	1	2	-11	
33 Uros Plavsic	F 19:23	0-3	0-0	0-0	6	5	9	3	4	6	0	2	0	0	1	4		
5 Zakai Zeigler	G 26:59	2-7	0-3	7-8	0	1	1	4	6	11	4	4	2	0	0	-4		
25 Santiago Vescovi	G 32:28	5-11	3-8	0-0	0	6	6	5	0	13	3	1	3	0	0	-4		
30 Josiah-Jordan James	G 33:18	1-8	1-7	0-0	0	3	3	2	1	3	1	0	1	0	0	1		
2 Brandon Hunley-Hatfield	15:28	4-7	0-1	0-0	2	2	2	0	0	8	0	2	0	1	0	-4		
12 Victor Bailey Jr.	20:09	2-7	1-4	2-2	1	0	1	4	1	7	1	0	0	0	0	-5		
24 Justin Powell	15:28	2-3	1-2	0-0	1	2	3	0	0	5	0	2	2	0	0	-5		
15 Jahmal Mashack	04:08	0-0	0-0	0-0	0	0	0	1	0	0	0	0	2	0	0	3		
Team					0	1	1			0								
Totals		22-63	7-29	17-20	10	25	35	19	17	68	10	11	10	2	3	-5		

Technical Fouls: NONE

Shooting By Period			
1st FG%	13-32	40.6%	
3PT%	4-13	30.8%	
FT%	3-4	75%	
2nd FG%	9-31	29.0%	
3PT%	3-16	18.8%	
FT%	14-16	87.5%	
GM FG%	22-63	34.9%	
3PT%	7-29	24.1%	
FT%	17-20	85.0%	

Dead Ball Rebounds: 2, 0

GAME 14



Official Basketball Box Score - Final
Alabama at Florida
 01/05/22 Erastus Arena at Stephen C. O'Connell Center, Gainesville
 2021-22 Men's Basketball

Game Time: 7:00 PM
 Game Duration: 2:16
 Attendance: 10,210

Officials: Don Daly, Mike Nance, Vladimir Voyard-Tadai

Alabama - 83

Record: 11-3 (2-0)

NO. Name	Min	FG			Rebounds			Fouls			TP	AS	TO	ST	Blocks			+/-
		M-A	3P-A	FT	OR	DR	TOT	PF	FD	TS					BS	BA	BL	
4 Juwan Gary	F 27:45	7-11	1-3	4-4	4	4	8	0	2	19	1	0	2	1	0	13		
10 Charles Bediako	C 24:34	4-8	0-1	3-4	6	1	7	4	3	11	1	2	2	2	3	3		
5 Jaden Shackelford	G 36:02	4-12	3-8	3-4	2	1	3	2	3	14	1	2	0	0	22			
13 Jahvon Quinerly	G 32:08	7-18	2-9	3-4	1	4	5	1	4	19	5	4	1	0	1	15		
14 Keon Ellis	G 31:42	5-11	2-7	1-1	1	3	4	3	3	13	2	2	4	1	0	10		
0 Noah Gurley	06:04	1-2	1-1	0-0	1	0	1	5	0	3	0	1	0	0	0	12		
2 Darius Miles	13:21	0-3	0-2	0-0	0	2	2	1	2	1	0	1	0	1	0	1		
3 JD Davison	20:08	0-3	0-1	2-2	0	2	2	1	2	4	1	0	0	2	-8			
22 Keon Ambrose-Hyton	08:16	1-4	0-0	0-0	1	2	3	2	2	2	1	0	1	0	1	-3		
Team					4	1	5			0								
Totals		29-72	9-32	16-19	20	20	40	21	20	83	16	12	13	5	7	13		

Technical Fouls: NONE

Shooting By Period			
1st FG%	11-35	31.4%	
3PT%	5-17	29.4%	
FT%	9-11	81.8%	
2nd FG%	18-37	48.6%	
3PT%	4-15	26.7%	
FT%	7-8	87.5%	
GM FG%	29-72	40.3%	
3PT%	9-32	28.1%	
FT%	16-19	84.2%	

Dead Ball Rebounds: 1, 0

Alabama - 73

Record: 10-3 (1-0)

NO. Name	Min	FG			Rebounds			Fouls			TP	AS	TO	ST	Blocks			+/-
		M-A	3P-A	FT	OR	DR	TOT	PF	FD	TS					BS	BA	BL	
4 Juwan Gary	F 20:24	1-3	0-1	0-0	3	1	4	4	1	2	0	1	3	1	0	3		
10 Charles Bediako	C 12:48	0-1	0-0	0-0	2	1	3	2	5	5	0	0	0	0	0	-6		
5 Jaden Shackelford	G 37:24	5-17	2-10	0-0	2	2	4	0	1	12	0	2	1	0	1	2		
13 Jahvon Quinerly	G 28:48	7-13	1-7	3-4	0	4	4	4	18	3	3	1	0	0	3			
14 Keon Ellis	G 35:46	3-9	2-6	1-3	0	9	9	3	2	9	5	0	1	1	11			
0 Noah Gurley	31:49	8-10	2-4	2-2	1	9	10	3	2	20	0	1	0	1	0	8		
22 Keon Ambrose-Hyton	07:08	1-3	0-0	0-0	1	0	1	0	0	2	0	0	0	0	0	2		
1 Jusaun Holt	03:19	0-1	0-1	0-0	0	1	1	0	0	0	0	0	0	0	0	-6		
3 JD Davison	22:34	1-3	0-2	3-4	1	5	6	1	4	5	3	8	1	0	0	8		
Team					1	0	1			0								
Totals		26-60	7-31	14-21	11	32	43	17	19	73	11	15	7	3	2	5		

Technical Fouls: NONE

Shooting By Period			
1st FG%	14-30	46.7%	
3PT%	4-16	25.0%	
FT%	1-4	25%	
2nd FG%	12-30	40.0%	
3PT%	3-15	20.0%	
FT%	13-17	76.5%	
GM FG%	26-60	43.3%	
3PT%	7-31	22.6%	
FT%	14-21	66.7%	

Dead Ball Rebounds: 5, 0

Florida - 70

Record: 9-4 (0-1)

NO. Name	Min	FG			Rebounds			Fouls			TP	AS	TO	ST	Blocks			+/-
		M-A	3P-A	FT	OR	DR	TOT	PF	FD	TS					BS	BA	BL	
4 Anthony Duruji	F 23:02	1-1	1-1	2-4	2	4	6	3	3	5	1	0	0	3	0	-18		
12 Colin Castleton	F 29:46	7-10	0-0	5-7	5	2	7	3	5	19	1	4	2	1	0	-8		
0 Myreon Jones	G 33:55	4-14	3-12	0-0	0	7	7	2	0	11	1	4	0	0	0	-6		
22 Tyree Appleby	G 29:44	1-6	0-3	7-10	0	1	1	2	5	9	5	4	0	0	0	-12		
23 Brandon McKissic	G 25:52	2-2	1-2	1-2	1	3	4	1	7	1	1	3	1	0	0	-15		
33 Jason Jitoboh	10:14	2-3	0-0	2-3	2	1	3	3	3	6	1	0	0	2	0	5		
24 Philandrous Fleming Jr.	16:26	0-6	0-2	0-0	1	1	2	0	3	0	1	3	2	0	1	-9		
1 CJ Felder	22:05	5-10	2-3	0-0	2	4	6	3	0	12	0	2	0	1	4	4		
14 Kowacie Reeves	05:08	0-0	0-0	1-2	0	0	0	0	1	1	1	0	0	0	0	0		
10 Elijah Kennedy	03:48	0-0	0-0	0-0	0	0	0	0	0	0	0	0	0	0	0	-1		
Team					2	3	5			0								
Totals		22-52	8-23	18-28	15	25	40	20	21	70	12	20	5	7	5	-13		

Technical Fouls: NONE

Shooting By Period			
1st FG%	13-26	50.0%	
3PT%	3-10	30.0%	
FT%	10-14	71.4%	
2nd FG%	9-26	34.6%	
3PT%	5-13	38.5%	
FT%	8-14	57.1%	
GM FG%	22-52	42.3%	
3PT%	8-23	34.8%	
FT%	18-28	64.3%	

Dead Ball Rebounds: 5, 0

	Tenn	Bama
Biggest lead	10 (1st 3:23)	5 (1st 12:38)
Best Scoring Run	8 (1st 7:52)	12 (2nd 19:28)
Lead Changes	7	
Times Tied	8	
Time with Lead	27:57	05:38

Points from	Tenn		Bama	
	1st	2nd	TOT	TOT
Turnovers	16	17		
Paint	22	38		
Second Chance	9	8		
Fast Breaks	9	5		
Bench	20	27		

Period by Period Scoring	Tenn		Bama	
	1st	2nd	TOT	TOT
Turnovers	33	35	68	
Bench	33	40	73	

GAME 16



Official Basketball Box Score - Final
Auburn at Alabama
 01/11/22 Coleman Coliseum, Tuscaloosa
 2021-22 Men's Basketball

Game Time: 8:00 PM
 Game Duration: 2:11
 Attendance: 13,474

Officials: Terry Ogeby, Joe Lindsay, Bart Lenox

Auburn - 81

Record: 15-1 (4-0)

NO. Name	Min	FG			Rebounds			Fouls			TP	AS	TO	ST	Blocks			+/-
		M-A	3P-A	FT	OR	DR	TOT	PF	FD	TS					BS	BA	BL	
10 Jabari Smith	F 34:03	8-14	3-6	6-10	1	6	7	3	6	25	1	2	2	4	2	4		
13 Walker Kessler	F 12:25	1-1	0-0	0-0	1	1	2	5	0	2	1	3	0	0	0	1		
0 K.D. Johnson	G 31:30	5-12	1-5	2-6	1	7	8	2	4	13	3	1	3	0	1	-2		
12 Zep Jasper	G 14:51																	

2021-22 BOX SCORES

GAME 17



Official Basketball Box Score - Final
Alabama at Mississippi St.
 01/15/22 Humphrey Coliseum, Starkville
 2021-22 Men's Basketball

Game Time: 5:02 PM
 Game Duration: 2:19
 Attendance: 6,090

Officials: Terry Wymer, Chuck Jones, Todd Austin

Alabama - 76		Record: 11-6 (2-3)												
NO.	Name	Min	FG	3P	FT	Rebounds	Fouls	TP	AS	TO	ST	Blocks	+/-	
			M-A	M-A	M-A	OR DR TOT	PF	FD				BS BA		
0	Noah Gurley	F 13:19	1-2	0-1	0-0	1 1 2	5	0	2	0	2	0	0	1
10	Charles Bediako	C 20:30	3-5	0-0	5-6	1 5 6	1 4	11	2	0	1	1	0	2
5	Jaden Shackelford	G 32:03	6-16	1-9	4-5	1 4 5	0 3	17	1	1	2	0	1	-8
13	Jahvon Quinerly	G 23:18	1-5	0-2	3-4	1 0 1	3 5 5	2	4	0	0	0	0	-4
14	Keon Ellis	G 34:13	3-10	3-6	5-5	2 5 7	4 2	14	3	1	2	1	1	4
4	Juwan Gary	08:26	1-3	0-2	0-0	0 0 0	4 0	2	0	1	0	1	0	-9
3	JD Davison	29:42	2-4	1-3	0-0	0 1 1	3 1 5	2	3	0	0	0	0	-1
2	Darius Miles	19:42	4-7	2-4	4-4	4 2 6	1 3	14	1	2	0	0	0	3
1	Jusaun Holt	01:49	0-0	0-0	0-0	1 0 1	1 0 1	0	0	0	0	0	0	1
33	James Rojas	16:58	1-4	1-2	3-4	2 0 2	2 4 3	6	0	1	2	0	0	1
Team						0 1 1	0 0 0							
Totals			22-56	8-29	24-28	13 19 32	26 21	78	12	15	7	3	2	-2

Shooting By Period		
1st FG%	12-30	40.0%
3PT%	3-15	20.0%
FT%	14-15	93.3%
2nd FG%	10-26	38.5%
3PT%	5-14	35.7%
FT%	10-13	76.9%
GM FG%	22-56	39.3%
3PT%	8-29	27.6%
FT%	24-28	85.7%

Dead Ball Rebounds: 0, 1

Technical Fouls: NONE

Mississippi St. - 78		Record: 12-4 (3-1)												
NO.	Name	Min	FG	3P	FT	Rebounds	Fouls	TP	AS	TO	ST	Blocks	+/-	
			M-A	M-A	M-A	OR DR TOT	PF	FD				BS BA		
10	Garrison Brooks	F 33:03	6-12	0-3	4-6	5 5 10	2 5	16	0	0	1	1	0	-1
13	D.J. Jeffries	F 23:24	2-6	1-4	0-1	0 2 2	2 1	5	1	2	1	1	0	-3
35	Tolu Smith	F 19:48	2-6	0-0	2-2	3 1 4	2 2	6	0	0	0	0	2	4
1	Iverson Molinar	G 35:01	8-17	1-2	7-8	1 5 6	2 4	24	4	3	2	0	1	7
3	Shakeel Moore	G 26:17	3-10	0-4	9-9	1 4 5	2 5	15	1	1	1	0	0	1
2	Javian Davis	04:33	0-0	0-0	0-0	0 1 1	2 0 0	0	0	0	0	0	0	3
0	Rocket Watts	08:01	0-2	0-2	0-0	0 0 0	0 0 0	1	1	0	0	0	0	-4
11	Anderson Garcia	24:21	2-4	0-1	4-8	3 4 7	2 6	8	1	2	2	0	0	3
4	Cameron Matthews	22:42	1-2	0-0	2-4	4 1 5	4 3 4	4	1	1	1	0	0	3
20	Derek Fountain	01:33	0-0	0-0	0-0	0 1 1	0 0 0	0	0	0	0	0	0	-2
5	Cam Carter	01:17	0-0	0-0	0-0	0 0 0	0 0 0	0	0	0	0	0	0	-1
Team						1 1 2	0 0 0							
Totals			24-59	2-16	28-38	18 25 43	21 26	78	9	13	8	2	3	2

Shooting By Period		
1st FG%	12-27	44.4%
3PT%	0-6	0.0%
FT%	13-17	76.5%
2nd FG%	12-32	37.5%
3PT%	2-10	20.0%
FT%	15-21	71.4%
GM FG%	24-59	40.7%
3PT%	2-16	12.5%
FT%	28-38	73.7%

Dead Ball Rebounds: 7, 0

Technical Fouls: NONE

ALABAMA		MISSISSIPPI ST.		Points from Turnovers		Period by Period Scoring	
ALA	MSU	ALA	MSU	1st	2nd	TOT	
5 (1st 16:29)	8 (2nd 1:34)	13	22	41	35	76	
6 (1st 1:33)	7 (1st 14:42)	28	34				
19		16	21				

GAME 18



Official Basketball Box Score - Final
LSU at Alabama
 01/19/22 Coleman Coliseum, Tuscaloosa
 2021-22 Men's Basketball

Game Time: 6:00 PM
 Game Duration: 2:26
 Attendance: 10,368

Officials: Don Daly, Steven Anderson, Michael Roberts

LSU - 67		Record: 15-3 (3-3)												
NO.	Name	Min	FG	3P	FT	Rebounds	Fouls	TP	AS	TO	ST	Blocks	+/-	
			M-A	M-A	M-A	OR DR TOT	PF	FD				BS BA		
4	Darius Days	F 11:42	2-5	1-3	0-0	1 1 2	2 0	5	0	0	0	0	0	-7
5	Mwani Wilkinson	F 31:51	0-2	0-2	0-0	0 1 1	4 0	0	3	1	3	4	0	-3
15	Elfon Reid	C 23:05	2-4	0-0	0-0	1 4 5	5 0	4	0	4	0	1	0	15
0	Brandon Murray	G 32:03	7-16	3-6	2-3	2 4 6	2 1	19	1	4	1	0	0	-4
2	Eric Gaines	G 33:55	3-11	3-7	0-0	1 3 4	2 0	9	2	3	1	0	1	10
3	Alex Fudge	18:03	0-1	0-1	0-0	0 4 4	4 1	0	0	1	0	0	0	-1
11	Justice Williams	13:10	1-4	1-1	0-0	0 0 0	1 0	3	0	2	0	0	0	-9
13	Tari Eason	30:36	9-13	2-2	6-10	3 7 10	4 7	26	0	4	2	2	0	0
24	Shareef O'Neal	05:35	0-0	0-0	1-2	0 0 0	0 1	1	0	0	0	0	0	-10
Team						1 3 4	0 0 0							
Totals			24-56	10-22	9-15	9 27 36	25 10	67	6	20	7	7	3	-3

Shooting By Period		
1st FG%	13-29	44.8%
3PT%	5-11	45.5%
FT%	1-3	33.3%
2nd FG%	11-27	40.7%
3PT%	5-11	45.5%
FT%	8-12	66.7%
GM FG%	24-56	42.9%
3PT%	10-22	45.5%
FT%	9-15	60.0%

Dead Ball Rebounds: 4, 0

Technical Fouls: Coach 2nd 8:06

Alabama - 70		Record: 12-6 (3-3)												
NO.	Name	Min	FG	3P	FT	Rebounds	Fouls	TP	AS	TO	ST	Blocks	+/-	
			M-A	M-A	M-A	OR DR TOT	PF	FD				BS BA		
0	Noah Gurley	F 23:53	2-5	0-2	2-8	4 3 7	1 5	6	1	5	0	2	1	-6
10	Charles Bediako	C 16:26	0-1	0-0	0-0	1 1 2	0 5	0	0	1	0	0	0	-12
3	JD Davison	G 18:20	2-7	0-4	0-0	1 2 3	1 0	4	1	3	0	0	1	-1
5	Jaden Shackelford	G 37:27	7-18	3-10	9-11	1 3 4	0 5	26	2	2	4	0	1	6
14	Keon Ellis	G 28:12	3-8	1-6	5-5	4 4 8	4 5	12	1	0	3	0	1	3
1	Jusaun Holt	02:35	0-0	0-0	0-0	0 0 0	0 0	0	0	0	0	0	0	0
4	Juwan Gary	07:09	0-2	0-1	0-0	1 1 2	1 0	0	0	0	0	0	0	1
13	Jahvon Quinerly	30:55	6-16	2-7	3-5	1 2 3	1 3	17	1	2	1	0	2	3
33	James Rojas	09:22	0-2	0-2	0-0	0 1 1	0 0	0	0	1	1	0	0	6
2	Darius Miles	25:41	1-2	1-2	2-3	0 6 6	2 1	5	0	2	1	0	0	6
Team						6 2 8	0 0 0							
Totals			21-61	7-34	21-32	19 25 44	10 24	70	6	17	10	3	7	3

Shooting By Period		
1st FG%	10-29	34.5%
3PT%	7-19	36.8%
FT%	6-8	75%
2nd FG%	11-32	34.4%
3PT%	0-15	0.0%
FT%	15-24	62.5%
GM FG%	21-61	34.4%
3PT%	7-34	20.6%
FT%	21-32	65.6%

Dead Ball Rebounds: 5, 0

Technical Fouls: NONE

LSU		Bama		Points from Turnovers		Period by Period Scoring	
LSU	Bama	LSU	Bama	1st	2nd	TOT	
5 (1st 11:31)	13 (2nd 8:06)	17	21	32	35	67	
9 (2nd 5:41)	9 (1st 8:12)	26	28				
11	15						
9	6						
07:38	30:06	30	22				

GAME 19



Official Basketball Box Score - Final
Missouri at Alabama
 01/22/22 Coleman Coliseum, Tuscaloosa
 2021-22 Men's Basketball

Game Time: 5:00 PM
 Game Duration: 2:01
 Attendance: 10,799

Officials: Pat Adams, K.B. Burdett Jr., Valdimir Voyard-Tadal

Missouri - 76		Record: 8-10 (2-4)												
NO.	Name	Min	FG	3P	FT	Rebounds	Fouls	TP	AS	TO	ST	Blocks	+/-	
			M-A	M-A	M-A	OR DR TOT	PF	FD				BS BA		
23	Trevon Brazile	F 12:30	3-4	1-2	0-0	2 1 3	0 1	7	0	1	1	2	0	2
24	Kobe Brown	F 37:33	3-13	0-3	0-0	5 5 10	4 2	6	4	2	1	1	0	-13
4	Javon Pickett	G 37:17	4-10	1-4	3-4	0 1 1	2 2	12	3	1	0	0	0	-9
5	Jarron Coleman	G 38:12	6-12	5-9	0-0	1 3 4	4 3	17	3	5	2	0	0	-6
12	Dajuan Gordon	G 26:20	5-9	2-3	0-0	3 1 4	5 3	12	2	1	1	1	2	0
1	Amari Davis	24:54	6-10	0-0	0-0	2 2 4	4 0	12	1	1	2	0	0	-16
21	Ronnie DeGray III	18:07	3-5	2-3	0-1	0 2 2	4 2	8	0	0	0	0	0	-11
11	Yaya Keita	03:23	1-2	0-0	0-0	0 1 1	0 0							

2021-22 BOX SCORES

GAME 21



Official Basketball Box Score - Final
Baylor at Alabama
 01/29/22 Coleman Coliseum, Tuscaloosa
 2021-22 Men's Basketball

Game Time: 3:00 PM
 Game Duration: 2:12
 Attendance: 14,474

Officials: Doug Shows, Tony Greene, Owen Shortt

Baylor - 78 Record: 18-3

NO.	Name	Min	FG	3P	FT	Rebounds	Fouls	TP	AS	TO	ST	Blocks	+/-	
			M-A	M-A	M-A	OR DR TOT	PF FD					BS BA		
0	Flo Thamba	F 16:05	1-4	0-0	1-1	0 1 1	2 3	3	0	1	0	0	2 -1	
2	Kendall Brown	F 31:21	3-5	0-0	4-4	4 1 5	3 2	10	1	3	1	0	0 -8	
24	Matthew Mayer	F 17:16	4-8	2-4	2-3	0 2 2	3 3	12	0	0	1	0	1 1	
10	Adam Flagler	G 34:08	5-13	4-8	2-2	2 1 3	3 1	16	1	2	0	0	0 -5	
11	James Akinjo	G 31:53	4-13	0-2	0-0	2 0 2	3 2	8	7	6	3	0	0 -4	
1	Jeremy Sochan	31:38	6-9	1-3	4-6	2 6 8	4 4	17	1	4	2	0	0 -7	
3	Dale Bonner	22:47	2-2	2-2	1-1	1 2 1	1 1	7	1	0	1	1	0 -8	
23	Jonathan Tchamwa Tchatchoua	14:52	1-2	0-0	3-4	1 1 2	2 2	5	0	0	0	1	0 -13	
Team						0 0 0	0	0	0	0	0	0		
Totals			26-56			9-19	17-22	12 13 25	21 18 78	11 16	8 2	3 3	9	-9

Shooting By Period

1st FG%	10-22	45.5%
3PT%	4-8	50.0%
FT%	10-13	76.9%
2nd FG%	16-34	47.1%
3PT%	5-11	45.5%
FT%	7-9	77.8%
GM FG%	26-56	46.4%
3PT%	9-19	47.4%
FT%	17-22	77.3%

Dead Ball Rebounds: 2, 0

Technical Fouls: Akinjo 2nd 16:42

Alabama - 87 Record: 14-7

NO.	Name	Min	FG	3P	FT	Rebounds	Fouls	TP	AS	TO	ST	Blocks	+/-
			M-A	M-A	M-A	OR DR TOT	PF FD					BS BA	
33	James Rojas	F 12:37	0-0	0-0	2-2	0 3 3	3 1	2	0	1	2	0	0 -5
10	Charles Bediako	C 13:20	1-1	0-0	0-0	0 0 0	1 1	2	0	1	0	0	0 -3
5	Jaden Shackelford	G 36:51	5-12	1-7	8-10	3 6 9	2 8	19	5	1	3	0	0 15
13	Jahvon Quinerly	G 33:04	6-10	3-6	5-5	2 2 2	3 6	20	5	4	2	0	1 -6
14	Keon Ellis	G 31:24	2-4	1-3	6-7	0 2 2	4 3	11	0	2	1	0	0 11
0	Noah Gurley	19:42	2-5	0-1	0-0	1 2 3	4 0	4	1	1	0	1	1 15
3	JD Davison	26:28	6-9	2-4	0-0	4 4 2	0 0	14	5	3	2	1	0 3
4	Juwon Gary	26:34	7-8	0-0	1-2	3 0 3	0 1	15	0	1	0	1	0 15
Team						1 2 3	0	0	1	0	1	0	
Totals			29-49			7-21	22-26	8 21 29	19 20	87	16 15	10 3	2 9

Shooting By Period

1st FG%	14-27	51.9%
3PT%	9-13	23.1%
FT%	7-7	100%
2nd FG%	15-22	68.2%
3PT%	4-8	50.0%
FT%	15-19	78.9%
GM FG%	29-49	59.2%
3PT%	7-21	33.3%
FT%	22-26	84.6%

Dead Ball Rebounds: 3, 0

Technical Fouls: Quinerly 2nd 16:42

Biggest lead	Baylor 2 (1st 9:29)	Bama 15 (2nd 11:44)
Best Scoring Run	8 (1st 9:29)	9 (1st 14:11)
Lead Changes	8	
Times Tied	3	
Time with Lead	02:16	35:46

Points from Turnovers	Baylor 14	Bama 24
Paint	Baylor 30	Bama 42
Second Chance	Baylor 17	Bama 9
Fast Breaks	Baylor 8	Bama 9
Bench	Baylor 29	Bama 33

Period by Period Scoring			
	1st	2nd	TOT
Baylor	34	44	78
Bama	38	49	87

GAME 22



Official Basketball Box Score - Final
Alabama at Auburn
 02/01/22 Auburn Arena, Auburn
 2021-22 Men's Basketball

Game Time: 8:00 PM
 Game Duration: 2:21
 Attendance: 9,121

Officials: Don Daryl, Chuck Jones, Steven Anderson

Alabama - 81 Record: 14-8 (4-5)

NO.	Name	Min	FG	3P	FT	Rebounds	Fouls	TP	AS	TO	ST	Blocks	+/-
			M-A	M-A	M-A	OR DR TOT	PF FD					BS BA	
4	Juwon Gary	F 18:30	1-2	0-0	1-2	3 3 6	4 1	3	0	0	1	0	1 -1
10	Charles Bediako	C 18:22	1-3	0-0	1-2	3 4 7	4 2	3	0	1	0	3	1 0
5	Jaden Shackelford	G 35:02	6-15	5-11	9-10	1 2 3	3 6 26	2	3	0	0	0	0 -10
13	Jahvon Quinerly	G 34:55	7-21	2-8	4-4	0 4 4	4 4 20	4	2	1	0	4	-25
14	Keon Ellis	G 27:37	3-11	3-7	0-0	2 6 8	4 0	9	2	1	2	2	4
2	Darius Miles	09:12	1-4	1-3	0-0	0 1 1	3 0	3	0	1	1	0	1 -7
3	JD Davison	23:35	0-5	0-3	0-0	0 0 0	2 1	0	4	0	1	0	0 -23
33	James Rojas	15:46	2-3	1-2	1-2	1 2 2	1 6	1	0	1	0	0	0 -5
0	Noah Gurley	14:12	4-6	2-3	1-2	3 0 3	3 2	11	0	2	0	0	1 -24
1	Jusaun Holt	02:49	0-0	0-0	0-0	0 1 1	1 0	0	0	0	0	0	0 -4
Team						0 5 5	0	0	1	0	1	0	
Totals			25-70			14-37	17-22	13 27 40	30 17	81	13 11	6 5	10 -19

Shooting By Period

1st FG%	11-34	32.4%
3PT%	7-16	43.8%
FT%	8-10	80%
2nd FG%	14-36	38.9%
3PT%	7-21	33.3%
FT%	9-12	75%
GM FG%	25-70	35.7%
3PT%	14-37	37.8%
FT%	17-22	77.3%

Dead Ball Rebounds: 1, 0

Technical Fouls: Shackelford 2nd 5:07

Auburn - 100 Record: 21-1 (9-0)

NO.	Name	Min	FG	3P	FT	Rebounds	Fouls	TP	AS	TO	ST	Blocks	+/-
			M-A	M-A	M-A	OR DR TOT	PF FD					BS BA	
10	Jabari Smith	F 23:45	5-10	1-2	6-9	0 5 5	3 7	17	0	1	1	0	0
13	Walker Kessler	F 28:14	6-9	0-1	2-2	5 7 12	4 3	14	1	4	4	8	1 13
0	K.D. Johnson	G 32:41	3-9	1-5	6-8	0 5 5	3 5	13	2	0	1	0	0 7
12	Zep Jasper	G 15:54	0-1	0-1	2-2	0 1 1	1 2	2	0	0	0	0	1 6
22	Allen Flanigan	G 22:58	3-8	0-2	4-6	0 2 2	3 4	10	2	1	1	0	1 3
1	Wendell Green Jr.	26:58	8-17	2-8	5-5	1 7 8	1 3	23	6	1	0	0	2 21
44	Dylan Cardwell	10:46	2-2	0-0	0-0	1 2 3	2 0	4	0	0	0	1	0 7
35	Devan Cambridge	18:29	2-4	1-2	3-4	2 4 6	1 3	8	0	0	0	0	0 23
2	Jaylin Williams	15:15	1-2	0-0	2-2	1 0 1	0 1	4	1	0	0	0	0 20
5	Chris Moore	01:00	0-0	0-0	0-0	0 0 0	0 0	0	0	0	0	0	0 -1
14	Preston Cook	01:00	1-1	0-0	0-0	1 1 0	0 0	2	0	0	0	0	0 -1
20	Carter Sobera	01:00	1-1	0-0	1-1	0 0 0	0 1	3	0	0	0	0	0 -1
25	Chandler Leopard	01:00	0-0	0-0	0-0	0 0 0	0 0	0	0	0	0	0	0 -1
33	Chase Maasdorp	01:00	0-0	0-0	0-0	0 0 0	0 0	0	0	0	0	0	0 -1
Team						1 2 3	0	0	0	0	0	0	
Totals			32-66			5-21	31-39	11 36 47	18 29	100	12 8	7 10	5 19

Shooting By Period

1st FG%	16-28	57.1%
3PT%	3-9	33.3%
FT%	16-20	80%
2nd FG%	16-38	42.1%
3PT%	2-12	16.7%
FT%	15-19	78.9%
GM FG%	32-66	48.5%
3PT%	5-21	23.8%
FT%	31-39	79.5%

Dead Ball Rebounds: 4, 0

Technical Fouls: Flanigan 2nd 5:07

Biggest lead	ALA 4 (1st 15:12)	AUB 22 (2nd 0:51)
Best Scoring Run	7 (2nd 16:15)	11 (1st 3:24)
Lead Changes	4	
Times Tied	3	
Time with Lead	03:25	35:08

Points from Turnovers	ALA 8	AUB 12
Paint	ALA 22	AUB 52
Second Chance	ALA 8	AUB 10
Fast Breaks	ALA 11	AUB 27
Bench	ALA 20	AUB 44

Period by Period Scoring			
	1st	2nd	TOT
ALA	37	44	81
AUB	51	49	100

GAME 23



Official Basketball Box Score - Final
Kentucky at Alabama
 02/05/22 Coleman Coliseum, Tuscaloosa
 2021-22 Men's Basketball

Game Time: 7:00 PM
 Game Duration: 2:38
 Attendance: 12,477

Officials: Joe Lindsay, Byron Jarrett, Mike Nance

Kentucky - 66 Record: 19-4 (8-2)

NO.	Name	Min	FG	3P	FT	Rebounds	Fouls	TP	AS	TO	ST	Blocks	+/-
			M-A	M-A	M-A	OR DR TOT	PF FD					BS BA	
12	Keion Brooks Jr.	F 27:15	4-9	0-0	2-4	2 3 5	4 3	10	0	2	0	0	0 1
34	Oscar Tshiebwe	F 28:19	4-13	0-0	2-4	5 10 15	4 3	10	1	3	4	1	1 -1
2	Sahvir Wheeler	G 33:30	0-4	0-0	0-0	0 3 3	1 1	0	7	4	3	0	0 1
3	TyTy Washington Jr.	G 31:43	6-15	1-5	2-2	0 3 3	2 2	15	2	3	1	0	0 9
31	Kellan Grady	G 35:27	3-5	2-3	2-3	1 3 4	1 3	10	1	0	1	0	0 8
55	Lance Ware	04:36	1-1	0-0	0-0	1 1 0	0 0	2	0	0	1	0	0 0
0	Jacob Toppin	11:16	1-1	0-0	0-0	2 2 2	2 0	2	1	0	0	1	0 9
10	Davion Mintz	19:20	3-9	1-3	0-0	0 2 2	0 2</						

2021-22 BOX SCORES

GAME 25

Official Basketball Box Score - Final
Arkansas at Alabama
 02/12/22 Coleman Coliseum, Tuscaloosa
 2021-22 Men's Basketball
 Game Time: 11:00 AM
 Game Duration: 2:15
 Attendance: 10,353
 Officials: Don Daly, Patrick Evans, Will Howard

NO. Name	Min	FG			FT			Rebounds		Fouls		TP	AS	TO	ST	Blocks			+/-
		M-A	3P-A	FT-A	OR	DR	OR	DR	FF	FD	BS					BA	BA		
3 Trey Wade	F 12:13	0-2	0-0	0-0	1	0	1	0	0	0	0	0	0	0	0	0	0	0	-10
10 Jaylin Williams	F 38:56	6-15	1-5	9-13	2	8	10	1	11	22	1	1	0	0	1	2			
0 Stanley Umude	G 26:02	7-11	3-7	2-2	3	6	9	5	1	19	2	2	1	0	0	-2			
1 JD Notae	G 23:44	4-11	2-5	2-3	0	1	1	3	2	12	3	3	4	0	1	7			
5 Au'Diese Toney	G 38:31	1-11	0-0	4-6	3	4	7	3	3	6	0	2	0	0	0	3	0		
4 Davonte Davis	G 30:38	2-8	0-3	0-0	2	4	6	2	0	4	2	3	0	0	2	-3			
11 Chris Lykes	F 17:19	1-8	0-1	0-0	1	0	1	2	2	2	3	0	2	0	0	2			
20 Kamani Johnson	G 12:37	1-4	0-0	0-0	4	0	4	1	2	2	0	2	0	0	0	-1			
Team					5	2	7			0									
Totals		22-70	6-21	17-24	21	25	46	17	22	67	11	16	7	0	7	-1			

Technical Fouls: Tony 1st:10

Shooting By Period
 1st FG% 11-35 31.4%
 3PT% 1-7 14.3%
 FT% 9-12 75%
 2nd FG% 11-35 31.4%
 3PT% 5-14 35.7%
 FT% 8-12 66.7%
 GM FG% 22-70 31.4%
 3PT% 6-21 28.6%
 FT% 17-24 70.8%
 Dead Ball Rebounds: 5.0

Official Basketball Box Score - Final
Alabama - 68
 Record: 16-9 (6-6)
 Game Time: 11:00 AM
 Game Duration: 2:15
 Attendance: 10,353
 Officials: Don Daly, Patrick Evans, Will Howard

NO. Name	Min	FG			FT			Rebounds		Fouls		TP	AS	TO	ST	Blocks			+/-
		M-A	3P-A	FT-A	OR	DR	OR	DR	FF	FD	BS					BA	BA		
0 Noah Gurley	F 18:13	4-10	1-6	0-0	2	2	4	4	1	9	1	4	1	1	0	-7			
4 Juwan Gary	F 06:15	1-3	0-1	0-0	0	1	1	2	0	2	0	0	0	0	0	0			
3 JD Davison	G 29:41	4-9	1-3	2-3	2	2	4	3	4	11	4	6	1	0	0	0			
5 Jaden Shackelford	G 33:07	4-12	1-6	1-2	2	3	5	2	3	10	0	5	1	0	0	-5			
14 Keon Ellis	G 32:38	2-4	1-3	2-2	1	4	5	2	1	7	2	0	0	3	0	0			
2 Darius Miles	G 20:24	1-4	0-0	0-0	0	7	7	2	3	3	1	0	0	0	0	3			
13 Jahvon Quinerly	F 27:53	2-6	0-3	2-3	0	0	0	0	0	2	6	4	5	0	0	1			
33 James Rojas	G 09:23	2-2	1-1	3-3	1	3	4	4	3	8	1	0	0	0	0	3			
1 Jusaun Holt	G 08:37	1-2	1-2	0-0	0	3	3	0	0	3	0	2	0	0	0	0			
10 Charles Bediako	G 13:49	3-4	0-0	3-4	1	2	3	3	2	9	0	1	2	0	0	6			
Team					2	2	4			0									
Totals		24-56	7-29	13-17	11	29	40	22	16	68	13	24	4	7	0	1			

Technical Fouls: NONE

Shooting By Period
 1st FG% 12-26 46.2%
 3PT% 6-16 37.5%
 FT% 7-8 87.5%
 2nd FG% 12-30 40.0%
 3PT% 1-13 7.7%
 FT% 6-9 66.7%
 GM FG% 24-56 42.9%
 3PT% 7-29 24.1%
 FT% 13-17 76.5%
 Dead Ball Rebounds: 0.0

Points from	Ark		Bama	
	Turnovers	22	28	28
Paint	20	30	30	30
Second Chance	10	8	8	8
Fast Breaks	6	14	14	14
Bench	8	29	29	29

Period by Period Scoring	Ark		Bama	
	1st	2nd	TOT	TOT
Ark	32	35	67	67
Bama	37	31	68	68

GAME 26

Official Basketball Box Score - Final
Mississippi St. at Tuscaloosa
 02/16/22 Coleman Coliseum, Tuscaloosa
 2021-22 Men's Basketball
 Game Time: 6:00 PM
 Game Duration: 2:21
 Attendance: 9,192
 Officials: Terry Ogleby, Rob Rorke, Lee Cassell

NO. Name	Min	FG			FT			Rebounds		Fouls		TP	AS	TO	ST	Blocks			+/-
		M-A	3P-A	FT-A	OR	DR	OR	DR	FF	FD	BS					BA	BA		
10 Garrison Brooks	F 32:29	2-5	0-1	4-4	2	4	6	4	2	8	0	1	0	4	0	-1			
13 D.J. Jeffries	F 32:03	6-15	1-4	2-2	1	5	6	0	1	15	2	1	1	0	0	-8			
35 Tolu Smith	F 16:56	2-6	0-0	0-0	0	2	3	5	1	4	0	2	0	1	3	3			
1 Iverson Molinar	G 28:09	7-20	1-5	7-8	2	0	2	4	2	22	4	1	3	0	0	-4			
5 Cam Carter	G 28:09	4-12	3-6	4-4	0	2	2	4	2	15	3	1	1	0	0	3			
2 Javian Davis	G 09:56	0-1	0-0	0-0	0	0	0	0	0	2	1	0	1	0	0	-2			
3 Shakeel Moore	F 17:52	1-5	1-3	0-0	0	1	1	0	1	0	3	1	2	0	0	-6			
20 Derek Fountain	G 05:18	0-0	0-0	0-0	0	2	2	1	0	0	0	0	0	0	0	-4			
4 Cameron Mathews	F 17:51	2-6	0-2	0-1	4	3	7	4	1	4	1	0	1	2	1	-2			
11 Andersson Garcia	G 04:47	2-2	0-0	0-0	1	0	1	0	1	0	0	0	0	0	0	-1			
Team					3	3	6			0									
Totals		26-72	6-21	17-19	14	22	36	21	14	75	12	9	7	9	9	-5			

Technical Fouls: NONE

Shooting By Period
 1st FG% 11-34 32.4%
 3PT% 0-4 0.0%
 FT% 8-9 88.9%
 2nd FG% 15-38 39.5%
 3PT% 6-17 35.3%
 FT% 9-10 90%
 GM FG% 26-72 36.1%
 3PT% 6-21 28.6%
 FT% 17-19 89.5%
 Dead Ball Rebounds: 1.0

Official Basketball Box Score - Final
Alabama - 80
 Record: 17-9 (7-6)
 Game Time: 6:00 PM
 Game Duration: 2:21
 Attendance: 9,192
 Officials: Terry Ogleby, Rob Rorke, Lee Cassell

NO. Name	Min	FG			FT			Rebounds		Fouls		TP	AS	TO	ST	Blocks			+/-
		M-A	3P-A	FT-A	OR	DR	OR	DR	FF	FD	BS					BA	BA		
0 Noah Gurley	F 14:44	1-3	0-0	0-0	0	1	1	2	0	2	0	0	0	0	0	-1			
10 Charles Bediako	C 26:57	6-7	0-0	3-7	1	4	5	2	4	15	0	0	0	0	0	-4			
5 Jaden Shackelford	G 35:09	5-15	0-6	2-3	3	5	8	2	2	12	4	3	0	3	2				
13 Jahvon Quinerly	G 37:26	8-16	3-8	2-2	0	2	2	0	2	21	8	2	0	2	2	8			
14 Keon Ellis	G 23:30	0-8	0-7	0-0	1	2	3	2	0	1	1	1	1	0	0	-6			
2 Darius Miles	G 20:48	3-5	2-4	4-4	1	6	7	2	4	12	1	1	3	0	0	2			
3 JD Davison	F 17:49	2-4	0-2	3-3	1	9	10	0	3	7	1	3	1	0	0	10			
33 James Rojas	G 11:36	2-4	1-1	4-4	1	1	2	4	9	0	1	0	0	0	2	12			
4 Juwan Gary	G 07:32	1-1	0-0	0-0	1	1	2	1	0	2	0	1	1	0	0	0			
1 Jusaun Holt	G 04:29	0-0	0-0	0-0	1	0	1	0	0	0	0	0	0	0	0	0			
Team					5	3	8			0									
Totals		28-63	6-30	18-23	15	33	48	16	21	80	15	14	6	9	7	5			

Technical Fouls: Coach 2nd:9; 18 Coach 2nd:6; 34

Shooting By Period
 1st FG% 13-31 41.9%
 3PT% 3-15 20.0%
 FT% 5-7 71.4%
 2nd FG% 15-32 46.9%
 3PT% 3-15 20.0%
 FT% 13-16 81.3%
 GM FG% 28-63 44.4%
 3PT% 6-30 20.0%
 FT% 18-23 78.3%
 Dead Ball Rebounds: 3.0

Points from	MSU		Bama	
	Turnovers	10	11	11
Paint	30	44	44	44
Second Chance	12	16	16	16
Fast Breaks	4	10	10	10
Bench	11	30	30	30

Period by Period Scoring	MSU		Bama	
	1st	2nd	TOT	TOT
MSU	30	45	75	75
Bama	34	46	80	80

GAME 27

Official Basketball Box Score - Final
Alabama at Kentucky
 02/19/22 Rupp Arena, Lexington
 2021-22 Men's Basketball
 Game Time: 1:00 PM
 Game Duration: 2:05
 Attendance: 20,374
 Officials: Pat Adams, Keith Kimble, Olanis Poole

NO. Name	Min	FG			FT			Rebounds		Fouls		TP	AS	TO	ST	Blocks			+/-
		M-A	3P-A	FT-A	OR	DR	OR	DR	FF	FD	BS					BA	BA		
4 Juwan Gary	F 11:20	1-3	1-2	0-2	0	2	2	1	1	3	0	1	0	1	1	-2			
10 Charles Bediako	C 14:59	3-3	0-0	0-0	4	1	5	2	0	6	1	1	0	2	0	8			
5 Jaden Shackelford	G 36:07	5-15	5-12	3-3	1	4	5	1	1	18	3	0	0	0	2	0			
13 Jahvon Quinerly	G 20:41	3-10	0-4	0-0	0	1	1	2	0	6	3	1	0	0	0	-11			
14 Keon Ellis	G 37:02	10-16	7-11	1-1	3	2	5	1	3	28	1	2	4	0	0	-12			
0 Noah Gurley	F 18:27	5-8	1-4	1-1	0	1	1	4	1	12	0	0	0	0	0	-5			
2 Darius Miles	G 26:19	1-5	0-3	0-0	1	1	2	2	0	2	2	2	1	0	0	-2			
3 JD Davison	G 23:10	2-7	0-2	2-2	3	4	7	1	1	6	5								

2021-22 BOX SCORES

GAME 29

Official Basketball Box Score - Final
South Carolina at Alabama
 02/26/22 Coleman Coliseum, Tuscaloosa
 2021-22 Men's Basketball
 Game Time: 5:00 PM
 Game Duration: 1:56
 Attendance: 11,195
 Officials: Terry Wymer, Byron Jarrett, Jason Baker

South Carolina - 71 Record: 17-11 (8-6)

NO.	Name	Min	FG		3P		FT		Rebounds		Fouls		TP	AS	TO	ST	Blocks		+/-
			M-A	M-A	M-A	M-A	OR	DR	PF	FD	BS	BA							
15	Wildens Leveque	F 15:08	2-3	0-0	2-2	0	1	1	3	6	2	1	1	1	1	0	0	-6	
24	Keyshawn Bryant	F 23:57	2-7	1-3	0-0	0	3	3	0	5	1	1	0	0	0	0	-10		
0	James Reese V	G 34:19	5-14	2-6	2-2	1	2	3	4	0	14	2	2	2	0	0	-22		
5	Jermaine Cousinard	G 27:14	4-12	1-5	4-4	0	2	2	1	4	13	3	7	0	0	0	-24		
10	Erk Stevenson	G 34:45	7-13	3-7	0-0	1	4	5	3	17	6	2	1	0	1	0	-9		
55	Ta'Quan Woodley	14:00	0-1	0-0	0-0	1	1	2	3	0	0	0	2	0	2	0	2		
14	Brandon Martin	16:46	3-3	0-0	0-0	1	2	1	1	6	0	2	0	0	0	0	-10		
23	Devin Carter	16:04	2-3	0-0	2-2	0	1	5	1	2	6	4	1	1	0	1	0		
1	Jacobi Wright	06:55	1-2	0-0	0-1	1	0	1	0	1	2	0	1	1	0	0	-2		
12	AJ Wilson	03:22	0-0	0-0	0-0	1	1	0	0	0	0	0	0	0	0	0	-4		
33	Josh Gray	07:30	1-1	0-0	0-0	1	1	2	2	2	0	0	0	0	1	0	-11		
Team										2	1	3							
Totals		27-59	7-21	10-11	8	22	30	18	14	71	18	19	6	6	1	-19			

Shooting By Period
 1st FG% 9-23 39.1%
 3PT% 3-10 30.0%
 FT% 6-7 85.7%
 2nd FG% 18-36 50.0%
 3PT% 4-11 36.4%
 FT% 4-4 100%
 GM FG% 27-59 45.8%
 3PT% 7-21 33.3%
 FT% 10-11 90.9%
 Dead Ball Rebounds: 0, 0

Technical Fouls: Team 1st 4:46

Alabama - 90 Record: 19-10 (9-7)

NO.	Name	Min	FG		3P		FT		Rebounds		Fouls		TP	AS	TO	ST	Blocks		+/-
			M-A	M-A	M-A	M-A	OR	DR	PF	FD	BS	BA							
15	Tyler Barnes	F 05:56	0-1	0-1	0-0	0	0	0	0	0	1	0	1	0	0	0	3		
33	James Rojas	F 14:35	1-2	1-1	2-2	0	1	1	1	5	1	0	0	0	0	1	8		
13	Jahvon Quinerly	G 29:17	7-9	4-5	2-2	0	2	2	1	2	20	5	5	1	0	1	28		
14	Keon Ellis	G 24:44	5-12	4-9	3-4	3	4	7	2	17	4	1	2	0	2	9			
21	Britton Johnson	G 05:56	0-4	0-3	0-0	1	1	2	0	0	0	0	1	1	0	0	3		
0	Noah Gurley	15:52	2-5	0-2	0-0	3	3	2	1	4	1	0	1	1	1	18			
2	Keon Miles	05:58	0-1	0-1	0-0	1	0	1	0	0	0	2	0	0	0	1	0		
3	JD Davison	22:06	3-4	0-0	4-5	0	6	6	3	4	10	3	3	1	0	0	13		
5	Jaden Shackelford	32:56	6-13	4-9	5-5	0	1	1	2	21	2	0	1	0	0	12			
10	Charles Bediako	21:42	5-6	0-1	2-2	2	4	2	3	11	0	1	0	0	0	17			
4	Juwon Gary	10:01	0-3	0-1	2-2	4	0	4	1	1	2	0	0	1	0	0	-11		
1	Jusaun Holt	06:00	0-1	0-1	0-0	0	1	1	1	0	0	0	0	0	0	7			
22	Keon Ambrose-Hylton	01:49	0-0	0-0	0-0	0	0	0	0	0	0	0	0	0	0	0	-4		
30	Adam Cottrell	01:49	0-0	0-0	0-0	0	0	0	0	0	0	0	0	0	0	0	-4		
24	Jaden Quinerly	01:19	0-0	0-0	0-1	0	0	0	0	1	0	0	1	0	0	0	-4		
Team										2	4	6							
Totals		29-61	13-33	19-23	13	25	38	14	18	90	17	17	8	1	6	19			

Shooting By Period
 1st FG% 15-29 51.7%
 3PT% 5-18 27.8%
 FT% 11-12 91.7%
 2nd FG% 14-32 43.8%
 3PT% 4-15 26.7%
 FT% 8-10 80%
 GM FG% 29-61 47.5%
 3PT% 13-33 39.4%
 FT% 19-23 82.6%
 Dead Ball Rebounds: 1, 0

Technical Fouls: Coach 1st 16:32

		USC	Bama
Biggest lead		3 (1st 18:52)	25 (2nd 2:24)
Best Scoring Run		9 (2nd 14:17)	12 (1st 3:54)
Lead Changes		1	
Times Tied		1	
Time with Lead		01:31	37:14

		USC	Bama
Points from Turnovers		10	24
Paint		22	32
Second Chance		11	7
Fast Breaks		14	10
Bench		16	48

		USC	Bama
1st		50	40
2nd		40	90
TOT			

Technical Fouls: NONE

GAME 30

Official Basketball Box Score - Final
Texas A&M at Alabama
 03/02/22 Coleman Coliseum, Tuscaloosa
 2021-22 Men's Basketball
 Game Time: 6:00 PM
 Game Duration: 1:59
 Attendance: 9,281
 Officials: Doug Shows, Chuck Jones, Todd Austin

Texas A&M - 87 Record: 19-11 (8-9)

NO.	Name	Min	FG		3P		FT		Rebounds		Fouls		TP	AS	TO	ST	Blocks		+/-
			M-A	M-A	M-A	M-A	OR	DR	PF	FD	BS	BA							
15	Henry Coleman III	F 34:45	8-12	0-0	2-2	3	8	11	3	5	18	0	3	2	1	0	16		
3	Quenton Jackson	G 32:53	9-13	1-2	9-9	0	3	3	2	8	28	3	2	1	0	0	19		
4	Wade Taylor IV	G 20:23	3-9	0-5	2-2	0	1	2	1	8	3	2	1	0	0	0	6		
23	Tyrece Radford	G 31:16	9-15	4-6	0-0	2	6	8	4	1	22	1	3	3	0	2	12		
35	Manny Obaseki	G 11:28	0-2	0-0	0-0	0	1	2	0	0	1	1	1	0	0	2	7		
5	Hassan Diarra	20:00	2-4	1-2	0-0	0	3	3	1	0	5	1	3	1	0	0	6		
10	Ethan Henderson	21:28	1-1	0-0	1-2	0	1	1	2	3	2	0	0	2	0	0	7		
0	Aaron Cash	02:14	0-0	0-0	0-0	0	0	0	0	0	0	0	0	0	0	0	0		
2	Hayden Hefner	14:17	1-2	1-1	0-0	1	0	1	0	0	3	1	0	1	0	1	7		
31	Javonte Brown	02:02	0-0	0-0	0-0	0	0	0	0	0	0	0	0	0	0	0	-1		
20	Andre Gordon	09:04	0-0	0-0	0-0	0	0	0	0	0	0	1	1	0	0	0	1		
Team										2	2	4							
Totals		33-58	7-16	14-15	8	25	33	16	17	87	13	16	10	3	5	16			

Shooting By Period
 1st FG% 14-28 50.0%
 3PT% 2-5 40.0%
 FT% 7-7 100%
 2nd FG% 19-30 63.3%
 3PT% 5-11 45.5%
 FT% 7-8 87.5%
 GM FG% 33-58 56.9%
 3PT% 7-16 43.8%
 FT% 14-15 93.3%
 Dead Ball Rebounds: 0, 0

Technical Fouls: Coach 1st 16:32

Alabama - 71 Record: 19-11 (9-8)

NO.	Name	Min	FG		3P		FT		Rebounds		Fouls		TP	AS	TO	ST	Blocks		+/-
			M-A	M-A	M-A	M-A	OR	DR	PF	FD	BS	BA							
2	Darius Miles	F 16:16	0-2	0-2	2-2	0	2	2	3	1	2	2	3	0	0	0	0	-11	
10	Charles Bediako	C 19:30	4-5	0-0	0-0	1	4	5	1	0	8	2	0	1	2	0	0	-9	
3	JD Davison	G 30:14	3-7	0-0	0-0	1	2	3	0	0	6	6	3	2	1	0	0	-8	
5	Jaden Shackelford	G 33:10	4-12	4-10	4-5	0	3	3	1	3	16	1	2	0	0	0	-14		
14	Keon Ellis	G 25:38	5-8	2-4	1-1	0	3	3	4	2	13	1	3	2	0	1	-15		
13	Jahvon Quinerly	34:30	5-11	2-3	2-3	0	2	2	3	4	14	2	5	0	0	0	-11		
0	Noah Gurley	15:33	0-2	0-0	0-0	1	0	1	2	1	0	2	1	1	0	2	1		
33	James Rojas	18:39	3-4	0-0	2-4	3	0	3	2	4	8	2	2	2	1	0	-8		
1	Jusaun Holt	00:57	0-0	0-0	0-0	0	0	0	0	0	0	0	0	0	0	0	-2		
4	Juwon Gary	05:33	2-3	0-0	0-0	0	0	0	1	0	4	0	0	0	1	0	-3		
Team										0	2	2							
Totals		26-54	8-24	11-15	6	18	24	17	15	71	18	19	8	5	3	-16			

Shooting By Period
 1st FG% 15-29 51.7%
 3PT% 5-13 38.5%
 FT% 5-5 100%
 2nd FG% 11-25 44.0%
 3PT% 3-11 27.3%
 FT% 6-10 60%
 GM FG% 26-54 48.1%
 3PT% 8-24 33.3%
 FT% 11-15 73.3%
 Dead Ball Rebounds: 1, 0

Technical Fouls: NONE

		TAMU	Bama
Biggest lead		16 (2nd 4:47)	6 (1st 1:35)
Best Scoring Run		11 (2nd 17:20)	7 (1st 11:21)
Lead Changes		9	
Times Tied		7	
Time with Lead		23:29	10:34

		TAMU	Bama
Points from Turnovers		29	18
Paint		44	34
Second Chance		13	2
Fast Breaks		10	13
Bench		11	26

		TAMU	Bama
1st		37	50
2nd		50	87
TOT			

Technical Fouls: NONE

GAME 31

Official Basketball Box Score - Final
Alabama at LSU
 03/05/22 Maravich Assembly Center, Baton Rouge
 2021-22 Men's Basketball
 Game Time: 11:00 AM
 Game Duration: 2:26
 Attendance: 12,237
 Officials: Terry Olgiesby, Tony Greene, K.B. Burdett

Alabama - 77 Record: 19-12 (9-9)

NO.	Name	Min	FG		3P		FT		Rebounds		Fouls		TP	AS	TO	ST	Blocks		+/-
			M-A	M-A	M-A	M-A	OR	DR	PF	FD	BS	BA							
0	Noah Gurley																		

2021-22 SEASON STATS



2021-22 Alabama Men's Basketball
Combined Team Statistics
All games

Page 1/1
as of Mar 11, 2022

Game Records

Record	Overall	Home	Away	Neutral
ALL GAMES	19-13	13-3	3-7	3-3
CONFERENCE	9-9	6-3	3-6	0-0
NON-CONFERENCE	10-4	7-0	0-1	3-3

Score by Periods

Team	1st	2nd	OT	TOT
Alabama	1213	1341	5	2559
Opponents	1126	1311	8	2445

Team Box Score

No.	Player	Total			3-Point			F-Throw		Rebounds				PF	DQ	A	TO	BLK	STL	PTS	AVG	
		GP-GS	MIN	AVG	FG-FGA	FG%	3FG-3FGA	3FG%	FT-FTA	FT%	OFF	DEF	TOT									AVG
5	SHACKELFORD, Jaden	32-31	1087:43	34.0	174-445	.391	99-278	.356	88-113	.779	38	133	171	5.3	53	1	46	63	5	27	535	16.7
13	QUINERLY, Jahvon	32-26	984:42	30.8	165-399	.414	50-176	.284	77-104	.740	11	87	98	3.1	63	1	136	98	5	21	457	14.3
14	ELLIS, Keon	32-32	980:04	30.6	116-268	.433	63-177	.356	89-101	.881	58	134	192	6.0	87	1	59	50	19	62	384	12.0
3	DAVISON, JD	32-6	816:42	25.5	94-205	.459	24-82	.293	59-81	.728	36	118	154	4.8	40	0	134	89	12	29	271	8.5
0	GURLEY, Noah	32-13	585:02	18.3	85-176	.483	18-70	.257	32-53	.604	45	67	112	3.5	83	3	17	44	25	14	220	6.9
10	BEDIAKO, Charles	32-29	569:07	17.8	88-126	.698	0-1	.000	41-67	.612	65	77	142	4.4	81	4	22	29	51	21	217	6.8
4	GARY, Juwan	28-16	426:48	15.2	69-133	.519	8-39	.205	32-51	.627	46	49	95	3.4	59	1	8	18	13	15	178	6.4
2	MILES, Darius	29-2	501:28	17.3	54-142	.380	25-83	.301	37-49	.755	31	67	98	3.4	66	0	25	32	16	19	170	5.9
33	RJAS, James	16-3	223:25	14.0	26-59	.441	6-26	.231	31-41	.756	19	23	42	2.6	39	1	8	14	2	12	89	5.6
15	BARNES, Tyler	4-1	11:39	2.9	2-5	.400	1-3	.333	2-2	1.000	0	1	1	0.3	0	0	2	0	0	1	7	1.8
22	AMBROSE-HYLTON, Keon	11-0	50:49	4.6	5-11	.455	0-0	.000	1-3	.333	6	3	9	0.8	10	0	4	4	1	1	11	1.0
21	JOHNSON, Britton	6-1	20:58	3.5	2-11	.182	1-9	.111	0-1	.000	6	2	8	1.3	1	0	0	2	0	1	5	0.8
1	HOLT, Jusaun	21-0	151:13	7.2	5-25	.200	2-19	.105	3-5	.600	10	25	35	1.7	12	0	5	6	2	1	15	0.7
35	TCHIKOU, Alex	3-0	06:19	2.1	0-2	.000	0-0	.000	0-0	.000	1	3	4	1.3	0	0	0	1	0	0	0	0.0
12	HEARD, Delaney	1-0	00:59	1.0	0-0	.000	0-0	.000	0-0	.000	0	0	0	0.0	0	0	0	0	0	0	0	0.0
24	QUINERLY, Jaden	3-0	04:29	1.5	0-2	.000	0-0	.000	0-3	.000	1	2	3	1.0	1	0	1	1	0	0	0	0.0
30	COTTRELL, Adam	2-0	03:34	1.8	0-0	.000	0-0	.000	0-0	.000	0	0	0	0.0	0	0	1	0	0	0	0	0.0
Team											60	55	115					15				
Total		32	6425		885-2009	.441	297-963	.308	492-674	.730	433	846	1279	40.0	595	12	468	466	151	224	2559	80.0
Opponents		32	6425		858-1974	.435	235-709	.331	494-694	.712	374	784	1158	36.2	589	16	399	417	122	248	2445	76.4

Team Statistics

	BAMA	OPP
Scoring	2559	2445
Points per game	80.0	76.4
Scoring margin	+3.6	-
Field goals-att	885-2009	858-1974
Field goal pct	.441	.435
3 point fg-att	297-963	235-709
3-point FG pct	.308	.331
3-pt FG made per game	9.3	7.3
Free throws-att	492-674	494-694
Free throw pct	.730	.712
F-Throws made per game	15.4	15.4
Rebounds	1279	1158
Rebounds per game	40.0	36.2
Rebounding margin	+3.8	-
Assists	468	399
Assists per game	14.6	12.5
Turnovers	466	417
Turnovers per game	14.6	13.0
Turnover margin	-1.5	-
Assist/turnover ratio	1.0	1.0
Steals	224	248
Steals per game	7.0	7.8
Blocks	151	122
Blocks per game	4.7	3.8
Winning streak	0	-
Home win streak	0	-
Attendance	175244	105399
Home games-Avg/Game	16-10953	10-10540
Neutral site-Avg/Game	-	6-8141

Team Results

Date	Opponent	Score	Att.
11/09/2021	Louisiana Tech	W 93-64	12613
11/12/2021	South Dakota St.	W 104-88	10546
11/16/2021	South Alabama	W 73-68	9038
11/19/2021	Oakland	W 86-59	10330
11/25/2021	vs Iona	L 68-72	2749
11/26/2021	vs Drake	W 80-71	3020
11/28/2021	vs Miami (FL)	W 96-64	3127
12/04/2021	vs Gonzaga	W 91-82	18048
12/11/2021	Houston	W 83-82	10613
12/14/2021	at Memphis	L 78-92	15266
12/18/2021	Jacksonville St.	W 65-59	10064
12/21/2021	vs Davidson	L 78-79	9781
12/29/2021	Tennessee	W 73-68	10427
01/05/2022	at Florida	W 83-70	10210
01/08/2022	at Missouri	L 86-92	10903
01/11/2022	Auburn	L 77-81	13474
01/15/2022	at Mississippi St.	L 76-78	8090
01/19/2022	LSU	W 70-67	10368
01/22/2022	Missouri	W 86-76	10799
01/25/2022	at Georgia	L 76-82	6703
01/29/2022	Baylor	W 87-78	14474
02/01/2022	at Auburn	L 81-100	9121
02/05/2022	Kentucky	L 55-66	12477
02/09/2022	at Ole Miss	W 97-83	6454
02/12/2022	Arkansas	W 68-67	10353
02/16/2022	Mississippi St.	W 80-75	9192
02/19/2022	at Kentucky	L 81-90	20374
02/22/2022	at Vanderbilt	W 74-72	7041
02/26/2022	South Carolina	W 90-71	11195
03/02/2022	Texas A&M	L 71-87	9281
03/05/2022	at LSU	Lot 77-80	11237
03/10/2022	vs Vanderbilt	L 76-82	12121



2021-22 SEC STATS



2021-22 Alabama Men's Basketball
Combined Team Statistics
In Conference games

Page 1/1
as of Mar 11, 2022

Game Records

Record	Overall	Home	Away	Neutral
ALL GAMES	9-9	6-3	3-6	0-0
CONFERENCE	9-9	6-3	3-6	0-0
NON-CONFERENCE	0-0	0-0	0-0	0-0

Score by Periods

Team	1st	2nd	OT	TOT
Alabama	689	707	5	1401
Opponents	665	732	8	1405

Team Box Score

No.	Player	Overall			Total			3-Point			F-Throw		Rebounds				PF		DQ		A		TO		BLK		STL		PTS		AVG	
		GP	GS	MIN	AVG	FG	FGA	FG%	3FG	3FGA	3FG%	FT	FTA	FT%	OFF	DEF	TOT	AVG	PF	DQ	A	TO	BLK	STL	PTS	AVG						
5	SHACKELFORD, Jaden	18	17	619:44	34.4	91-251	.363	51-156	.327	60-73	.822	20	60	80	4.4	23	0	24	35	1	16	293	16.3									
13	QUINERLY, Jahvon	18	12	554:56	30.8	90-226	.398	27-100	.270	41-53	.774	8	46	54	3.0	38	0	74	56	3	7	248	13.8									
14	ELLIS, Keon	18	18	541:56	30.1	65-159	.409	39-105	.371	47-54	.870	33	72	105	5.8	55	1	33	28	12	41	216	12.0									
3	DAVISON, JD	18	6	467:23	26.0	52-120	.433	14-51	.275	31-42	.738	18	66	84	4.7	26	0	67	52	8	18	149	8.3									
0	GURLEY, Noah	18	7	333:40	18.5	52-99	.525	12-39	.308	20-30	.667	27	38	65	3.6	44	2	10	26	16	7	136	7.6									
10	BEDIAKO, Charles	18	15	302:44	16.8	47-70	.671	0-1	.000	31-44	.705	41	40	81	4.5	38	1	12	14	27	9	125	6.9									
33	ROJAS, James	14	2	195:10	13.9	23-52	.442	6-24	.250	28-37	.757	17	18	35	2.5	33	1	8	11	2	10	80	5.7									
2	MILES, Darius	16	2	274:44	17.2	20-61	.328	11-42	.262	26-31	.839	16	41	57	3.6	36	0	16	21	9	10	77	4.8									
4	GARY, Juwan	16	9	194:55	12.2	25-58	.431	2-19	.105	14-23	.609	22	18	40	2.5	30	0	3	7	8	8	66	4.1									
22	AMBROSE-HYLTON, Keon	4	0	18:38	4.7	2-7	.286	0-0	.000	0-0	.000	2	2	4	1.0	2	0	1	1	0	1	4	1.0									
21	JOHNSON, Britton	3	1	15:37	5.2	1-9	.111	0-7	.000	0-1	.000	5	1	6	2.0	1	0	0	2	0	1	2	0.7									
1	HOLT, Jusaun	15	0	96:29	6.4	2-12	.167	1-10	.100	0-0	.000	5	16	21	1.4	7	0	4	4	1	0	5	0.3									
15	BARNES, Tyler	1	1	05:56	5.9	0-1	.000	0-1	.000	0-0	.000	0	0	0	0.0	0	0	1	0	0	1	0	0.0									
24	QUINERLY, Jaden	1	0	01:19	1.3	0-0	.000	0-0	.000	0-1	.000	0	0	0	0.0	0	0	0	1	0	0	0	0.0									
30	COTTRELL, Adam	1	0	01:49	1.8	0-0	.000	0-0	.000	0-0	.000	0	0	0	0.0	0	0	0	0	0	0	0	0.0									
Team														39	36	75				10												
Total		18		3625		470-1125	.418	163-555	.294	298-389	.766	253	454	707	39.3	333	5	253	268	87	129	1401	77.8									
Opponents		18		3625		485-1109	.437	132-381	.346	303-404	.750	221	458	679	37.7	330	8	231	238	79	145	1405	78.1									

Team Statistics

	BAMA	OPP
Scoring	1401	1405
Points per game	77.8	78.1
Scoring margin	-0.2	-
Field goals-att	470-1125	485-1109
Field goal pct	.418	.437
3 point fg-att	163-555	132-381
3-point FG pct	.294	.346
3-pt FG made per game	9.1	7.3
Free throws-att	298-389	303-404
Free throw pct	.766	.750
F-Throws made per game	16.6	16.8
Rebounds	707	679
Rebounds per game	39.3	37.7
Rebounding margin	+1.6	-
Assists	253	231
Assists per game	14.1	12.8
Turnovers	268	238
Turnovers per game	14.9	13.2
Turnover margin	-1.7	-
Assist/turnover ratio	0.9	1.0
Steals	129	145
Steals per game	7.2	8.1
Blocks	87	79
Blocks per game	4.8	4.4
Winning streak	0	-
Home win streak	0	-
Attendance	97566	90133
Home games-Avg/Game	9-10841	9-10015
Neutral site-Avg/Game	-	0-0

Team Results

Date	Opponent	Score	Att.
12/29/2021	Tennessee	W 73-68	10427
01/05/2022	at Florida	W 83-70	10210
01/08/2022	at Missouri	L 86-92	10903
01/11/2022	Auburn	L 77-81	13474
01/15/2022	at Mississippi St.	L 76-78	8090
01/19/2022	LSU	W 70-67	10368
01/22/2022	Missouri	W 86-76	10799
01/25/2022	at Georgia	L 76-82	6703
02/01/2022	at Auburn	L 81-100	9121
02/05/2022	Kentucky	L 55-66	12477
02/09/2022	at Ole Miss	W 97-83	6454
02/12/2022	Arkansas	W 68-67	10353
02/16/2022	Mississippi St.	W 80-75	9192
02/19/2022	at Kentucky	L 81-90	20374
02/22/2022	at Vanderbilt	W 74-72	7041
02/26/2022	South Carolina	W 90-71	11195
03/02/2022	Texas A&M	L 71-87	9281
03/05/2022	at LSU	Lot 77-80	11237



2021-22 SEASON/CAREER STATS



2021-22 Alabama Men's Basketball
Season/Career Statistics
All games

Page 1/2
as of Mar 11, 2022

Summary

Player	Season Statistics										Career Statistics									
	GP-GS	MIN/G	FG%	3FG%	FT%	R/G	A/G	STL	BLK	PTS/G	GP-GS	MIN/G	FG%	3FG%	FT%	R/G	A/G	STL	BLK	PTS/G
AMBROSE-HYLTON, Keon	11-0	4.6	.455	.000	.333	0.8	0.4	1	1	1.0	29-0	4.3	.577	.000	.286	0.8	0.2	2	2	1.1
BARNES, Tyler	4-1	2.9	.400	.333	1.000	0.3	0.5	1	0	1.8	32-2	1.7	.273	.167	.500	0.4	0.1	4	1	0.3
BEDIAKO, Charles	32-29	17.8	.698	.000	.612	4.4	0.7	21	51	6.8	32-29	17.8	.698	.000	.612	4.4	0.7	21	51	6.8
COTTRELL, Adam	2-0	1.8	.000	.000	.000	0.0	0.5	0	0	0.0	7-0	1.1	.000	.000	.000	0.1	0.1	0	0	0.0
DAVISON, JD	32-6	25.5	.459	.293	.728	4.8	4.2	29	12	8.5	32-6	25.5	.459	.293	.728	4.8	4.2	29	12	8.5
ELLIS, Keon	32-32	30.6	.433	.356	.881	6.0	1.8	62	19	12.0	64-39	24.1	.455	.364	.831	5.0	1.5	97	33	8.7
GARY, Juwan	28-16	15.2	.519	.205	.627	3.4	0.3	15	13	6.4	58-18	12.2	.527	.188	.588	3.1	0.2	29	25	5.1
GURLEY, Noah	32-13	18.3	.483	.257	.604	3.5	0.5	14	25	6.9	32-13	18.3	.483	.257	.604	3.5	0.5	14	25	6.9
HEARD, Delaney	1-0	1.0	.000	.000	.000	0.0	0.0	0	0	0.0	3-0	1.1	.000	.000	.000	0.3	0.0	0	0	0.0
HOLT, Jusaun	21-0	7.2	.200	.105	.600	1.7	0.2	1	2	0.7	21-0	7.2	.200	.105	.600	1.7	0.2	1	2	0.7
JOHNSON, Britton	6-1	3.5	.182	.111	.000	1.3	0.0	1	0	0.8	29-1	1.6	.263	.235	.000	0.4	0.0	1	1	0.5
MILES, Darius	29-2	17.3	.380	.301	.755	3.4	0.9	19	16	5.9	46-2	12.4	.386	.311	.772	2.5	0.6	22	20	4.5
QUINERLY, Jaden	3-0	1.5	.000	.000	.000	1.0	0.3	0	0	0.0	4-0	1.3	.333	.000	.000	0.8	0.3	0	0	0.5
QUINERLY, Jahvon	32-26	30.8	.414	.284	.740	3.1	4.3	21	5	14.3	62-33	28.0	.441	.345	.719	2.6	3.7	40	6	13.6
ROJAS, James	16-3	14.0	.441	.231	.756	2.6	0.5	12	2	5.6	46-4	12.1	.388	.231	.714	2.6	0.4	28	8	3.8
SHACKELFORD, Jaden	32-31	34.0	.391	.356	.779	5.3	1.4	27	5	16.7	96-82	30.9	.404	.353	.767	4.5	1.6	72	13	15.2
TCHIKOU, Alex	3-0	2.1	.000	.000	.000	1.3	0.0	0	0	0.0	3-0	2.1	.000	.000	.000	1.3	0.0	0	0	0.0

Scoring

Player	Season Statistics								Career Statistics							
	FG-FGA	FG%	3FG-3FGA	3FG%	FT-FTA	FT%	PTS	PTS/G	FG-FGA	FG%	3FG-3FGA	3FG%	FT-FTA	FT%	PTS	PTS/G
AMBROSE-HYLTON, Keon	5-11	.455	0-0	.000	1-3	.333	11	1.0	15-26	.577	0-0	.000	2-7	.286	32	1.1
BARNES, Tyler	2-5	.400	1-3	.333	2-2	1.000	7	1.8	3-11	.273	1-6	.167	4-8	.500	11	0.3
BEDIAKO, Charles	88-126	.698	0-1	.000	41-67	.612	217	6.8	88-126	.698	0-1	.000	41-67	.612	217	6.8
COTTRELL, Adam	0-0	.000	0-0	.000	0-0	.000	0	0.0	0-0	.000	0-0	.000	0-0	.000	0	0.0
DAVISON, JD	94-205	.459	24-82	.293	59-81	.728	271	8.5	94-205	.459	24-82	.293	59-81	.728	271	8.5
ELLIS, Keon	116-268	.433	63-177	.356	89-101	.881	384	12.0	176-387	.455	84-231	.364	123-148	.831	559	8.7
GARY, Juwan	69-133	.519	8-39	.205	32-51	.627	178	6.4	117-222	.527	9-48	.188	50-85	.588	293	5.1
GURLEY, Noah	85-176	.483	18-70	.257	32-53	.604	220	6.9	85-176	.483	18-70	.257	32-53	.604	220	6.9
HEARD, Delaney	0-0	.000	0-0	.000	0-0	.000	0	0.0	0-1	.000	0-0	.000	0-0	.000	0	0.0
HOLT, Jusaun	5-25	.200	2-19	.105	3-5	.600	15	0.7	5-25	.200	2-19	.105	3-5	.600	15	0.7
JOHNSON, Britton	2-11	.182	1-9	.111	0-1	.000	5	0.8	5-19	.263	4-17	.235	0-1	.000	14	0.5
MILES, Darius	54-142	.380	25-83	.301	37-49	.755	170	5.9	66-171	.386	32-103	.311	44-57	.772	208	4.5
QUINERLY, Jaden	0-2	.000	0-0	.000	0-3	.000	0	0.0	1-3	.333	0-0	.000	0-3	.000	2	0.5
QUINERLY, Jahvon	165-399	.414	50-176	.284	77-104	.740	457	14.3	307-696	.441	102-296	.345	128-178	.719	844	13.6
ROJAS, James	26-59	.441	6-26	.231	31-41	.756	89	5.6	54-139	.388	12-52	.231	55-77	.714	175	3.8
SHACKELFORD, Jaden	174-445	.391	99-278	.356	88-113	.779	535	16.7	476-1179	.404	246-697	.353	264-344	.767	1462	15.2
TCHIKOU, Alex	0-2	.000	0-0	.000	0-0	.000	0	0.0	0-2	.000	0-0	.000	0-0	.000	0	0.0

2021-22 TEAM STATS



2021-22 Alabama Men's Basketball
Overall Team Statistics
All games

Page 1/1
as of Mar 11, 2022

Team Statistics

	BAMA	OPP
Scoring	2559	2445
Points per game	80.0	76.4
Scoring margin	+3.6	-
Field goals-att	885-2009	858-1974
Field goal pct	.441	.435
3 point fg-att	297-963	235-709
3-point FG pct	.308	.331
3-pt FG made per game	9.3	7.3
Free throws-att	492-674	494-694
Free throw pct	.730	.712
F-Throws made per game	15.4	15.4
Rebounds	1279	1158
Rebounds per game	40.0	36.2
Rebounding margin	+3.8	-
Assists	468	399
Assists per game	14.6	12.5
Turnovers	466	417
Turnovers per game	14.6	13.0
Turnover margin	-1.5	-
Assist/turnover ratio	1.0	1.0
Steals	224	248
Steals per game	7.0	7.8
Blocks	151	122
Blocks per game	4.7	3.8
Winning streak	0	-
Home win streak	0	-
Attendance	175244	105399
Home games-Avg/Game	16-10953	10-10540
Neutral site-Avg/Game	-	6-8141

Score by Periods

Team	1st	2nd	OT	TOT
Alabama	1213	1341	5	2559
Opponents	1126	1311	8	2445



2021-22 POINTS-REBOUNDS-ASSISTS



2021-22 Alabama Men's Basketball
Points-rebounds-assists
All games

Opponent	Date	Score	W/L	0	1	2	3	4	5	10	12	13	14	15
				GURLEY,NOA	HOLT,JUSAU	MILES,DARI	DAVISON,JD	GARY,JUWAN	SHACKELFOR	BEDIAKO,CH	HEARD,DELA	QUINERLY,J	ELLIS,KEON	BARNES,TYL
Louisiana Tech	11/09/2021	93-64	W	3-1-2	0-1-0	11-3-0	12-6-6	12-10-1	17-7-2	5-3-1	0-0-0	9-4-2	18-9-3	4-0-0
South Dakota St.	11/12/2021	104-88	W	9-5-0	DNP	13-4-0	6-5-5	0-2-1	23-5-0	12-6-2	DNP	26-5-8	15-13-3	DNP
South Alabama	11/16/2021	73-68	W	9-4-1	0-3-0	10-2-2	2-2-2	DNP	18-10-1	8-5-1	DNP	8-3-5	18-6-1	DNP
Oakland	11/19/2021	86-59	W	8-7-0	0-5-0	7-3-1	10-7-5	DNP	20-5-2	12-5-0	DNP	19-3-2	7-5-3	3-1-0
vs Iona	11/25/2021	68-72	L	7-4-0	DNP	7-2-0	8-2-3	4-7-0	19-10-1	4-3-0	DNP	15-2-2	4-8-1	DNP
vs Drake	11/26/2021	80-71	W	8-3-0	DNP	6-2-0	7-5-3	14-10-0	14-5-4	4-4-0	DNP	18-0-4	9-6-0	DNP
vs Miami (FL)	11/28/2021	96-64	W	5-1-0	3-1-0	5-5-2	13-6-10	13-5-1	15-3-0	5-8-3	DNP	7-4-2	22-4-2	0-0-1
vs Gonzaga	12/04/2021	91-82	W	3-5-0	DNP	5-4-0	20-5-3	7-2-1	28-9-2	7-8-1	DNP	17-2-6	4-4-2	DNP
Houston	12/11/2021	83-82	W	8-1-2	DNP	0-1-0	10-9-2	19-4-0	18-8-1	7-1-1	DNP	17-3-8	4-3-0	DNP
at Memphis	12/14/2021	78-92	L	4-2-0	DNP	9-0-0	8-5-10	7-2-0	10-8-1	9-0-0	DNP	12-6-4	19-6-1	DNP
Jacksonville St.	12/18/2021	65-59	W	5-3-1	DNP	10-7-3	4-3-1	4-0-0	0-4-2	7-7-1	DNP	15-5-4	20-10-3	DNP
vs Davidson	12/21/2021	78-79	L	9-6-0	0-0-1	4-5-1	4-4-4	15-8-0	20-5-1	4-4-0	DNP	13-0-6	9-4-4	DNP
Tennessee	12/29/2021	73-68	W	20-10-0	0-1-0	DNP	5-6-3	2-4-0	12-4-0	5-3-0	DNP	18-4-3	9-9-5	DNP
at Florida	01/05/2022	83-70	W	3-1-0	DNP	0-2-1	2-2-4	19-8-1	14-3-1	11-7-1	DNP	19-5-5	13-4-2	DNP
at Missouri	01/08/2022	86-92	L	9-2-1	DNP	5-3-2	13-7-4	9-3-0	17-2-2	2-4-1	DNP	19-5-4	12-2-1	DNP
Auburn	01/11/2022	77-81	L	11-2-1	0-1-0	10-9-1	9-2-4	4-1-0	13-7-1	6-1-0	DNP	14-6-5	10-7-0	DNP
at Mississippi St.	01/15/2022	76-78	L	2-2-0	0-1-1	14-6-1	5-1-2	2-0-0	17-5-1	11-6-2	DNP	5-1-2	14-7-3	DNP
LSU	01/19/2022	70-67	W	6-7-1	0-0-0	5-6-0	4-3-1	0-2-0	26-4-2	0-2-0	DNP	17-3-1	12-8-1	DNP
Missouri	01/22/2022	86-76	W	8-3-1	0-0-0	7-4-0	17-4-2	DNP	21-7-1	3-1-0	DNP	13-5-9	9-3-1	DNP
at Georgia	01/25/2022	76-82	L	11-6-0	0-1-0	2-1-0	7-5-7	DNP	20-3-2	8-8-1	DNP	5-3-3	15-9-3	DNP
Baylor	01/29/2022	87-78	W	4-3-1	DNP	DNP	14-4-5	15-3-0	19-9-5	2-0-0	DNP	20-2-5	11-2-0	DNP
at Auburn	02/01/2022	81-100	L	11-3-0	0-1-0	3-1-0	0-0-4	3-6-0	26-3-2	3-7-0	DNP	20-4-4	9-8-2	DNP
Kentucky	02/05/2022	55-66	L	3-4-0	0-2-0	DNP	7-6-0	6-4-2	6-4-1	12-8-1	DNP	7-5-4	6-4-2	DNP
at Ole Miss	02/09/2022	97-83	W	10-7-0	2-6-3	2-0-0	18-3-8	6-1-0	30-5-0	4-3-1	DNP	9-2-8	13-4-2	DNP
Arkansas	02/12/2022	68-67	W	9-4-1	3-3-0	3-7-1	11-4-4	2-1-0	10-5-0	9-3-0	DNP	6-0-4	7-5-2	DNP
Mississippi St.	02/16/2022	80-75	W	2-1-0	0-1-0	12-7-1	7-10-1	2-2-0	12-8-4	15-5-0	DNP	21-2-8	0-3-1	DNP
at Kentucky	02/19/2022	81-90	L	12-1-0	0-2-0	2-2-2	6-7-5	3-2-0	18-5-3	6-5-1	DNP	6-1-3	28-5-1	DNP
at Vanderbilt	02/22/2022	74-72	W	11-4-1	0-1-0	1-3-2	10-10-5	0-0-0	8-5-0	6-4-1	DNP	19-1-3	10-8-1	DNP
South Carolina	02/26/2022	90-71	W	4-3-1	0-1-0	0-1-0	10-6-3	2-4-0	21-1-2	11-4-0	DNP	20-2-5	17-7-4	0-0-1
Texas A&M	03/02/2022	71-87	L	0-1-2	0-0-0	2-2-2	6-3-6	4-0-0	16-3-1	8-5-2	DNP	14-2-2	13-3-1	DNP
at LSU	03/05/2022	77-80	Lot	4-4-1	DNP	9-3-3	12-5-4	2-2-0	6-6-1	5-5-1	DNP	16-3-1	19-9-1	DNP
vs Vanderbilt	03/10/2022	76-82	L	2-2-0	7-4-0	6-3-0	4-7-8	2-2-1	21-3-0	6-7-0	DNP	13-5-4	8-7-3	DNP



2021-22 Alabama Men's Basketball
Points-rebounds-assists
All games

Opponent	Date	Score	W/L	21	22	24	30	33	35
				JOHNSON,BR	AMBROSE-HY	QUINERLY,J	COTTRELL,A	ROJAS,JAME	TCHIKOU,AL
Louisiana Tech	11/09/2021	93-64	W	0-2-0	2-1-2	0-1-0	DNP	DNP	DNP
South Dakota St.	11/12/2021	104-88	W	DNP	0-1-0	DNP	DNP	DNP	DNP
South Alabama	11/16/2021	73-68	W	DNP	0-0-0	DNP	DNP	DNP	DNP
Oakland	11/19/2021	86-59	W	0-0-0	0-3-1	DNP	0-0-1	DNP	0-1-0
vs Iona	11/25/2021	68-72	L	DNP	0-0-0	DNP	DNP	DNP	0-0-0
vs Drake	11/26/2021	80-71	W	DNP	DNP	DNP	DNP	DNP	DNP
vs Miami (FL)	11/28/2021	96-64	W	3-0-0	5-0-0	0-2-1	DNP	DNP	0-3-0
vs Gonzaga	12/04/2021	91-82	W	DNP	0-0-0	DNP	DNP	DNP	DNP
Houston	12/11/2021	83-82	W	DNP	DNP	DNP	DNP	DNP	DNP
at Memphis	12/14/2021	78-92	L	DNP	DNP	DNP	DNP	DNP	DNP
Jacksonville St.	12/18/2021	65-59	W	DNP	DNP	DNP	DNP	DNP	DNP
vs Davidson	12/21/2021	78-79	L	DNP	DNP	DNP	DNP	DNP	DNP
Tennessee	12/29/2021	73-68	W	DNP	2-1-0	DNP	DNP	DNP	DNP
at Florida	01/05/2022	83-70	W	DNP	2-3-1	DNP	DNP	DNP	DNP
at Missouri	01/08/2022	86-92	L	DNP	0-0-0	DNP	DNP	DNP	DNP
Auburn	01/11/2022	77-81	L	DNP	DNP	DNP	DNP	DNP	DNP
at Mississippi St.	01/15/2022	76-78	L	DNP	DNP	DNP	DNP	6-2-0	DNP
LSU	01/19/2022	70-67	W	DNP	DNP	DNP	DNP	0-1-0	DNP
Missouri	01/22/2022	86-76	W	2-3-0	DNP	DNP	DNP	6-6-0	DNP
at Georgia	01/25/2022	76-82	L	0-1-0	DNP	DNP	DNP	8-4-2	DNP
Baylor	01/29/2022	87-78	W	DNP	DNP	DNP	DNP	2-3-0	DNP
at Auburn	02/01/2022	81-100	L	DNP	DNP	DNP	DNP	6-2-1	DNP
Kentucky	02/05/2022	55-66	L	DNP	DNP	DNP	DNP	8-5-0	DNP
at Ole Miss	02/09/2022	97-83	W	DNP	DNP	DNP	DNP	3-2-1	DNP
Arkansas	02/12/2022	68-67	W	DNP	DNP	DNP	DNP	8-4-1	DNP
Mississippi St.	02/16/2022	80-75	W	DNP	DNP	DNP	DNP	9-1-0	DNP
at Kentucky	02/19/2022	81-90	L	DNP	DNP	DNP	DNP	0-0-0	DNP
at Vanderbilt	02/22/2022	74-72	W	DNP	DNP	DNP	DNP	9-3-0	DNP
South Carolina	02/26/2022	90-71	W	0-2-0	0-0-0	0-0-0	0-0-0	5-1-1	DNP
Texas A&M	03/02/2022	71-87	L	DNP	DNP	DNP	DNP	8-3-2	DNP
at LSU	03/05/2022	77-80	Lot	DNP	DNP	DNP	DNP	4-1-0	DNP
vs Vanderbilt	03/10/2022	76-82	L	DNP	DNP	DNP	DNP	7-4-0	DNP



2021-22 TEAM GAME-BY-GAME



2021-22 Alabama Men's Basketball
Team Game-by-Game
All games

Page 1/1
as of Mar 11, 2022

Opponent	Date	Score	W	Total		3-Pointers		Free throws		Rebounds				PF	A	TO	BLK	STL	PTS	AVG
				FG-FGA	PCT	3FG-3FGA	PCT	FT-FTA	PCT	OFF	DEF	TOT	AVG							
Louisiana Tech	11/09/2021	93-64	W	32-64	.500	13-33	.394	16-23	.696	16	35	51	51.0	19	19	14	2	9	93	93.0
South Dakota St.	11/12/2021	104-88	W	41-84	.488	13-40	.325	9-14	.643	18	29	47	49.0	17	19	8	3	4	104	98.5
South Alabama	11/16/2021	73-68	W	27-61	.443	7-27	.259	12-19	.632	11	28	39	45.7	17	13	22	9	12	73	90.0
Oakland	11/19/2021	86-59	W	29-67	.433	10-36	.278	18-22	.818	17	34	51	47.0	15	15	12	10	4	86	89.0
vs Iona	11/25/2021	68-72	L	25-56	.446	5-17	.294	13-25	.520	8	30	38	45.2	18	7	13	3	7	68	84.8
vs Drake	11/26/2021	80-71	W	31-57	.544	5-19	.263	13-22	.591	10	25	35	43.5	17	11	17	6	8	80	84.0
vs Miami (FL)	11/28/2021	96-64	W	37-69	.536	16-30	.533	6-11	.545	14	28	42	43.3	17	22	13	3	4	96	85.7
vs Gonzaga	12/04/2021	91-82	W	31-72	.431	13-34	.382	16-22	.727	12	31	43	43.3	24	15	12	9	7	91	86.4
Houston	12/11/2021	83-82	W	26-50	.520	7-18	.389	24-31	.774	7	27	34	42.2	20	14	12	1	4	83	86.0
at Memphis	12/14/2021	78-92	L	30-65	.462	10-33	.303	8-12	.667	14	17	31	41.1	20	16	20	3	11	78	85.2
Jacksonville St.	12/18/2021	65-59	W	23-56	.411	8-30	.267	11-16	.688	11	30	41	41.1	17	15	11	8	5	65	83.4
vs Davidson	12/21/2021	78-79	L	30-67	.448	12-36	.333	6-8	.750	16	23	39	40.9	12	17	11	4	5	78	82.9
Tennessee	12/29/2021	73-68	W	26-60	.433	7-31	.226	14-21	.667	11	32	43	41.1	17	11	15	3	7	73	82.2
at Florida	01/05/2022	83-70	W	29-72	.403	9-32	.281	16-19	.842	20	20	40	41.0	21	16	12	5	13	83	82.2
at Missouri	01/08/2022	86-92	L	33-67	.493	9-24	.375	11-16	.688	11	20	31	40.3	18	15	7	6	6	86	82.5
Auburn	01/11/2022	77-81	L	23-66	.348	7-31	.226	24-29	.828	11	31	42	40.4	18	12	12	7	6	77	82.1
at Mississippi St.	01/15/2022	76-78	L	22-56	.393	8-29	.276	24-28	.857	13	19	32	39.9	26	12	15	3	7	76	81.8
LSU	01/19/2022	70-67	W	21-61	.344	7-34	.206	21-32	.656	19	25	44	40.2	10	6	17	3	10	70	81.1
Missouri	01/22/2022	86-76	W	28-64	.438	9-27	.333	21-29	.724	23	21	44	40.4	13	14	11	5	7	86	81.4
at Georgia	01/25/2022	76-82	L	27-63	.429	9-34	.265	13-20	.650	17	25	42	40.5	23	18	19	7	9	76	81.1
Baylor	01/29/2022	87-78	W	29-49	.592	7-21	.333	22-26	.846	8	21	29	39.9	19	16	15	3	10	87	81.4
at Auburn	02/01/2022	81-100	L	25-70	.357	14-37	.378	17-22	.773	13	27	40	39.9	30	13	11	5	6	81	81.4
Kentucky	02/05/2022	55-66	L	18-64	.281	3-30	.100	16-24	.667	16	31	47	40.2	17	10	15	4	5	55	80.2
at Ole Miss	02/09/2022	97-83	W	36-60	.600	14-22	.636	11-15	.733	6	31	37	40.1	15	23	12	4	4	97	80.9
Arkansas	02/12/2022	68-67	W	24-56	.429	7-29	.241	13-17	.765	11	29	40	40.1	22	13	24	7	4	68	80.4
Mississippi St.	02/16/2022	80-75	W	28-63	.444	6-30	.200	18-23	.783	15	33	48	40.4	14	15	14	9	6	80	80.4
at Kentucky	02/19/2022	81-90	L	30-69	.435	14-40	.350	7-9	.778	17	15	32	40.1	16	15	9	5	6	81	80.4
at Vanderbilt	02/22/2022	74-72	W	22-58	.379	8-28	.286	22-25	.880	14	27	41	40.1	25	13	18	8	8	74	80.2
South Carolina	02/26/2022	90-71	W	29-61	.475	13-33	.394	19-23	.826	13	25	38	40.0	14	17	17	1	8	90	80.5
Texas A&M	03/02/2022	71-87	L	26-54	.481	8-24	.333	11-15	.733	6	18	24	39.5	17	18	19	5	8	71	80.2
at LSU	03/05/2022	77-80	Lot	23-61	.377	11-40	.275	20-22	.909	17	25	42	39.6	17	12	21	0	9	77	80.1
vs Vanderbilt	03/10/2022	76-82	L	24-67	.358	8-34	.235	20-34	.588	18	34	52	40.0	30	16	18	0	5	76	80.0
Total		2559		885-2009	.441	297-963	.308	492-674	.730	433	846	1279	40.0	595	468	466	151	224	2559	80.0
Opponents		2445		858-1974	.435	235-709	.331	494-694	.712	374	784	1158	36.2	589	399	417	122	248	2445	76.4

Alabama Averages

Games Played	Points/game	FG Pct	3FG Pct	FT Pct	Rebounds/game	Assists/game	Turnovers/game	Assist/Turnover ratio	Steals/game	Blocks/game
32	80.0	44.1	30.8	73.0	40.0	14.6	14.6	1.0	7.0	4.7

2021-22 OPPONENT GAME-BY-GAME



2021-22 Alabama Men's Basketball
Opponents Game-by-Game
All games

Page 1/1
as of Mar 11, 2022

Opponent	Date	Score		Total		3-Pointers		Free throws		Rebounds				PF	A	TO	BLK	STL	PTS	AVG
				FG-FGA	PCT	3FG-3FGA	PCT	FT-FTA	PCT	OFF	DEF	TOT	AVG							
Louisiana Tech	11/09/2021	93-64	W	26-67	.388	6-26	.231	6-19	.316	16	21	37	37.0	18	11	11	1	3	64	64.0
South Dakota St.	11/12/2021	104-88	W	34-70	.486	9-31	.290	11-18	.611	9	29	38	37.5	19	15	11	2	4	88	76.0
South Alabama	11/16/2021	73-68	W	25-65	.385	7-25	.280	11-16	.688	13	27	40	38.3	21	8	21	2	10	68	73.3
Oakland	11/19/2021	86-59	W	19-63	.302	4-23	.174	17-22	.773	12	23	35	37.5	15	3	9	1	9	59	69.8
vs Iona	11/25/2021	68-72	L	26-59	.441	4-21	.190	16-21	.762	5	26	31	36.2	17	14	13	5	8	72	70.2
vs Drake	11/26/2021	80-71	W	27-63	.429	7-19	.368	10-17	.588	13	20	33	35.7	20	10	15	1	7	71	70.3
vs Miami (FL)	11/28/2021	96-64	W	23-50	.460	4-17	.235	14-20	.700	4	19	23	33.9	16	6	13	2	8	64	69.4
vs Gonzaga	12/04/2021	91-82	W	30-67	.448	9-23	.391	13-25	.520	13	29	42	34.9	15	17	12	9	6	82	71.0
Houston	12/11/2021	83-82	W	31-73	.425	9-26	.346	11-19	.579	21	22	43	35.8	28	11	10	6	8	82	72.2
at Memphis	12/14/2021	78-92	L	32-60	.533	8-23	.348	20-25	.800	13	20	33	35.5	12	20	17	3	12	92	74.2
Jacksonville St.	12/18/2021	65-59	W	22-61	.361	6-25	.240	9-16	.563	13	25	38	35.7	20	7	9	3	4	59	72.8
vs Davidson	12/21/2021	78-79	L	31-58	.534	12-24	.500	5-5	1.000	4	23	27	35.0	13	22	11	3	6	79	73.3
Tennessee	12/29/2021	73-68	W	22-63	.349	7-29	.241	17-20	.850	10	25	35	35.0	19	10	11	2	10	68	72.9
at Florida	01/05/2022	83-70	W	22-52	.423	8-23	.348	18-28	.643	15	25	40	35.4	20	12	20	7	5	70	72.7
at Missouri	01/08/2022	86-92	L	31-63	.492	9-24	.375	21-27	.778	16	27	43	35.9	14	19	10	5	4	92	74.0
Auburn	01/11/2022	77-81	L	30-67	.448	7-26	.269	14-22	.636	10	34	44	36.4	24	11	13	11	9	81	74.4
at Mississippi St.	01/15/2022	76-78	L	24-59	.407	2-16	.125	28-38	.737	18	25	43	36.8	21	9	13	2	8	78	74.6
LSU	01/19/2022	70-67	W	24-56	.429	10-22	.455	9-15	.600	9	27	36	36.7	24	6	20	7	7	67	74.2
Missouri	01/22/2022	86-76	W	31-65	.477	11-24	.458	3-5	.600	14	16	30	36.4	23	13	11	4	7	76	74.3
at Georgia	01/25/2022	76-82	L	25-56	.446	8-23	.348	24-30	.800	9	23	32	36.2	20	16	14	1	5	82	74.7
Baylor	01/29/2022	87-78	W	26-56	.464	9-19	.474	17-22	.773	12	13	25	35.6	21	11	16	2	8	78	74.9
at Auburn	02/01/2022	81-100	L	32-66	.485	5-21	.238	31-39	.795	11	36	47	36.1	18	12	8	10	7	100	76.0
Kentucky	02/05/2022	55-66	L	24-60	.400	4-11	.364	14-19	.737	10	34	44	36.5	16	13	15	2	12	66	75.6
at Ole Miss	02/09/2022	97-83	W	32-67	.478	12-28	.429	7-14	.500	9	22	31	36.3	16	18	7	1	6	83	75.9
Arkansas	02/12/2022	68-67	W	22-70	.314	6-21	.286	17-24	.708	21	25	46	36.6	17	11	16	0	7	67	75.5
Mississippi St.	02/16/2022	80-75	W	26-72	.361	6-21	.286	17-19	.895	14	22	36	36.6	21	12	9	7	7	75	75.5
at Kentucky	02/19/2022	81-90	L	33-62	.532	9-14	.643	15-19	.789	16	23	39	36.7	7	13	7	3	7	90	76.0
at Vanderbilt	02/22/2022	74-72	W	19-53	.358	7-21	.333	27-36	.750	12	25	37	36.7	21	12	16	4	12	72	75.9
South Carolina	02/26/2022	90-71	W	27-59	.458	7-21	.333	10-11	.909	8	22	30	36.5	18	18	19	6	6	71	75.7
Texas A&M	03/02/2022	71-87	L	33-58	.569	7-16	.438	14-15	.933	8	25	33	36.4	15	13	16	3	10	87	76.1
at LSU	03/05/2022	77-80	Lot	28-61	.459	7-20	.350	17-23	.739	11	22	33	36.3	16	13	13	4	16	80	76.2
vs Vanderbilt	03/10/2022	76-82	L	21-53	.396	9-26	.346	31-45	.689	5	29	34	36.2	24	13	11	3	10	82	76.4
Total		2445		858-1974	.435	235-709	.331	494-694	.712	374	784	1158	36.2	589	399	417	122	248	2445	76.4
Alabama		2559		885-2009	.441	297-963	.308	492-674	.730	433	846	1279	40.0	595	468	466	151	224	2559	80.0

Opponents Averages

Games Played	Points/game	FG Pct	3FG Pct	FT Pct	Rebounds/game	Assists/game	Turnovers/game	Assist/Turnover ratio	Steals/game	Blocks/game
32	76.4	43.5	33.1	71.2	36.2	12.5	13.0	1.0	7.8	3.8

2021-22 ALABAMA GAME HIGHS



2021-22 Alabama Men's Basketball
Team High/Low Analysis
All games

Page 1/4
as of Mar 11, 2022

Alabama - Game Highs

POINTS	104		South Dakota St. (11/12/2021)
	97		at Ole Miss (02/09/2022)
	96		vs Miami (FL) (N) (11/28/2021)
	93		Louisiana Tech (11/09/2021)
	91		vs Gonzaga (N) (12/04/2021)
FIELD GOALS MADE	41		South Dakota St. (11/12/2021)
	37		vs Miami (FL) (N) (11/28/2021)
FIELD GOAL ATTEMPTS	84		South Dakota St. (11/12/2021)
	72		at Florida (01/05/2022)
	72		vs Gonzaga (N) (12/04/2021)
FIELD GOAL PERCENTAGE	.600	(36-60)	at Ole Miss (02/09/2022)
	.592	(29-49)	Baylor (01/29/2022)
3 PT FG MADE	16		vs Miami (FL) (N) (11/28/2021)
	14		at Kentucky (02/19/2022)
	14		at Ole Miss (02/09/2022)
	14		at Auburn (02/01/2022)
3 PT FG ATTEMPTS	40		at LSU (03/05/2022)
	40		at Kentucky (02/19/2022)
	40		South Dakota St. (11/12/2021)
3 PT FG PERCENTAGE	.636	(14-22)	at Ole Miss (02/09/2022)
	.533	(16-30)	vs Miami (FL) (N) (11/28/2021)
FREE THROWS MADE	24		at Mississippi St. (01/15/2022)
	24		Auburn (01/11/2022)
	24		Houston (12/11/2021)
FREE THROW ATTEMPTS	34		vs Vanderbilt (N) (03/10/2022)
	32		LSU (01/19/2022)
FREE THROW PERCENTAGE	.909	(20-22)	at LSU (03/05/2022)
	.880	(22-25)	at Vanderbilt (02/22/2022)
REBOUNDS	52		vs Vanderbilt (N) (03/10/2022)
	51		Oakland (11/19/2021)
	51		Louisiana Tech (11/09/2021)
ASSISTS	23		at Ole Miss (02/09/2022)
	22		vs Miami (FL) (N) (11/28/2021)
STEALS	13		at Florida (01/05/2022)
	12		South Alabama (11/16/2021)
BLOCKED SHOTS	10		Oakland (11/19/2021)
	9		Mississippi St. (02/16/2022)
	9		vs Gonzaga (N) (12/04/2021)
	9		South Alabama (11/16/2021)
TURNOVERS	24		Arkansas (02/12/2022)
	22		South Alabama (11/16/2021)
FOULS	30		vs Vanderbilt (N) (03/10/2022)
	30		at Auburn (02/01/2022)

2021-22 OPPONENT GAME HIGHS



2021-22 Alabama Men's Basketball
Team High/Low Analysis
All games

Page 2/4
as of Mar 11, 2022

Opponent - Game Highs

POINTS	100		at Auburn (02/01/2022)
	92		at Missouri (01/08/2022)
	92		at Memphis (12/14/2021)
	90		at Kentucky (02/19/2022)
	88		South Dakota St. (11/12/2021)
FIELD GOALS MADE	34		South Dakota St. (11/12/2021)
	33		Texas A&M (03/02/2022)
	33		at Kentucky (02/19/2022)
FIELD GOAL ATTEMPTS	73		Houston (12/11/2021)
	72		Mississippi St. (02/16/2022)
FIELD GOAL PERCENTAGE	.569	(33-58)	Texas A&M (03/02/2022)
	.534	(31-58)	vs Davidson (N) (12/21/2021)
3 PT FG MADE	12		at Ole Miss (02/09/2022)
	12		vs Davidson (N) (12/21/2021)
3 PT FG ATTEMPTS	31		South Dakota St. (11/12/2021)
	29		Tennessee (12/29/2021)
3 PT FG PERCENTAGE	.643	(9-14)	at Kentucky (02/19/2022)
	.500	(12-24)	vs Davidson (N) (12/21/2021)
FREE THROWS MADE	31		vs Vanderbilt (N) (03/10/2022)
	31		at Auburn (02/01/2022)
FREE THROW ATTEMPTS	45		vs Vanderbilt (N) (03/10/2022)
	39		at Auburn (02/01/2022)
FREE THROW PERCENTAGE	1.000	(5-5)	vs Davidson (N) (12/21/2021)
	.933	(14-15)	Texas A&M (03/02/2022)
REBOUNDS	47		at Auburn (02/01/2022)
	46		Arkansas (02/12/2022)
ASSISTS	22		vs Davidson (N) (12/21/2021)
	20		at Memphis (12/14/2021)
STEALS	16		at LSU (03/05/2022)
	12		at Vanderbilt (02/22/2022)
	12		Kentucky (02/05/2022)
	12		at Memphis (12/14/2021)
BLOCKED SHOTS	11		Auburn (01/11/2022)
	10		at Auburn (02/01/2022)
TURNOVERS	21		South Alabama (11/16/2021)
	20		LSU (01/19/2022)
	20		at Florida (01/05/2022)
FOULS	28		Houston (12/11/2021)
	25		LSU (01/19/2022)

2021-22 ALABAMA GAME LOWS



2021-22 Alabama Men's Basketball
Team High/Low Analysis
All games

Page 3/4
as of Mar 11, 2022

Alabama - Game Lows

POINTS	55		Kentucky (02/05/2022)
	65		Jacksonville St. (12/18/2021)
	68		Arkansas (02/12/2022)
	68		vs Iona (N) (11/25/2021)
	70		LSU (01/19/2022)
FIELD GOALS MADE	18		Kentucky (02/05/2022)
	21		LSU (01/19/2022)
FIELD GOAL ATTEMPTS	49		Baylor (01/29/2022)
	50		Houston (12/11/2021)
FIELD GOAL PERCENTAGE	.281	(18-64)	Kentucky (02/05/2022)
	.344	(21-61)	LSU (01/19/2022)
3 PT FG MADE	3		Kentucky (02/05/2022)
	5		vs Drake (N) (11/26/2021)
	5		vs Iona (N) (11/25/2021)
3 PT FG ATTEMPTS	17		vs Iona (N) (11/25/2021)
	18		Houston (12/11/2021)
3 PT FG PERCENTAGE	.100	(3-30)	Kentucky (02/05/2022)
	.200	(6-30)	Mississippi St. (02/16/2022)
FREE THROWS MADE	6		vs Davidson (N) (12/21/2021)
	6		vs Miami (FL) (N) (11/28/2021)
FREE THROW ATTEMPTS	8		vs Davidson (N) (12/21/2021)
	9		at Kentucky (02/19/2022)
FREE THROW PERCENTAGE	.520	(13-25)	vs Iona (N) (11/25/2021)
	.545	(6-11)	vs Miami (FL) (N) (11/28/2021)
REBOUNDS	24		Texas A&M (03/02/2022)
	29		Baylor (01/29/2022)
ASSISTS	6		LSU (01/19/2022)
	7		vs Iona (N) (11/25/2021)
STEALS	4		Arkansas (02/12/2022)
	4		at Ole Miss (02/09/2022)
	4		Houston (12/11/2021)
	4		vs Miami (FL) (N) (11/28/2021)
	4		Oakland (11/19/2021)
	4		South Dakota St. (11/12/2021)
BLOCKED SHOTS	0		vs Vanderbilt (N) (03/10/2022)
	0		at LSU (03/05/2022)
TURNOVERS	7		at Missouri (01/08/2022)
	8		South Dakota St. (11/12/2021)
FOULS	10		LSU (01/19/2022)
	12		vs Davidson (N) (12/21/2021)

2021-22 OPPONENT GAME LOWS



2021-22 Alabama Men's Basketball
Team High/Low Analysis
All games

Page 4/4
as of Mar 11, 2022

Opponent - Game Lows

POINTS	59		Jacksonville St. (12/18/2021)
	59		Oakland (11/19/2021)
	64		vs Miami (FL) (N) (11/28/2021)
	64		Louisiana Tech (11/09/2021)
	66		Kentucky (02/05/2022)
FIELD GOALS MADE	19		at Vanderbilt (02/22/2022)
	19		Oakland (11/19/2021)
FIELD GOAL ATTEMPTS	50		vs Miami (FL) (N) (11/28/2021)
	52		at Florida (01/05/2022)
FIELD GOAL PERCENTAGE	.302	(19-63)	Oakland (11/19/2021)
	.314	(22-70)	Arkansas (02/12/2022)
3 PT FG MADE	2		at Mississippi St. (01/15/2022)
	4		Kentucky (02/05/2022)
	4		vs Miami (FL) (N) (11/28/2021)
	4		vs Iona (N) (11/25/2021)
	4		Oakland (11/19/2021)
3 PT FG ATTEMPTS	11		Kentucky (02/05/2022)
	14		at Kentucky (02/19/2022)
3 PT FG PERCENTAGE	.125	(2-16)	at Mississippi St. (01/15/2022)
	.174	(4-23)	Oakland (11/19/2021)
FREE THROWS MADE	3		Missouri (01/22/2022)
	5		vs Davidson (N) (12/21/2021)
FREE THROW ATTEMPTS	5		Missouri (01/22/2022)
	5		vs Davidson (N) (12/21/2021)
FREE THROW PERCENTAGE	.316	(6-19)	Louisiana Tech (11/09/2021)
	.500	(7-14)	at Ole Miss (02/09/2022)
REBOUNDS	23		vs Miami (FL) (N) (11/28/2021)
	25		Baylor (01/29/2022)
ASSISTS	3		Oakland (11/19/2021)
	6		LSU (01/19/2022)
	6		vs Miami (FL) (N) (11/28/2021)
STEALS	3		Louisiana Tech (11/09/2021)
	4		at Missouri (01/08/2022)
	4		Jacksonville St. (12/18/2021)
	4		South Dakota St. (11/12/2021)
BLOCKED SHOTS	0		Arkansas (02/12/2022)
	1		at Ole Miss (02/09/2022)
	1		at Georgia (01/25/2022)
	1		vs Drake (N) (11/26/2021)
	1		Oakland (11/19/2021)
	1		Louisiana Tech (11/09/2021)
TURNOVERS	7		at Kentucky (02/19/2022)
	7		at Ole Miss (02/09/2022)
FOULS	7		at Kentucky (02/19/2022)
	12		at Memphis (12/14/2021)

2021-22 ALABAMA INDIVIDUAL HIGHS



2021-22 Alabama Men's Basketball
Player Highs Analysis
All games

Alabama - Individual Game Highs

POINTS	30		Jaden Shackelford at Ole Miss (02/09/2022)
	28		Keon Ellis at Kentucky (02/19/2022)
	28		Jaden Shackelford vs Gonzaga (N) (12/04/2021)
	26		Jaden Shackelford at Auburn (02/01/2022)
	26		Jaden Shackelford vs LSU (01/19/2022)
FIELD GOALS MADE	26		Jahvon Quinerly vs South Dakota St. (11/12/2021)
	11		Jahvon Quinerly vs South Dakota St. (11/12/2021)
	10		Keon Ellis at Kentucky (02/19/2022)
	10		Jaden Shackelford at Ole Miss (02/09/2022)
	10		Jaden Shackelford vs Gonzaga (N) (12/04/2021)
FIELD GOAL ATTEMPTS	24		Jahvon Quinerly vs South Dakota St. (11/12/2021)
	21		Jahvon Quinerly at Auburn (02/01/2022)
FIELD GOAL PERCENTAGE (min 5 made)	.875	(7-8)	JD Davison at Ole Miss (02/09/2022)
	.875	(7-8)	Juwan Gary vs Baylor (01/29/2022)
3 PT FG MADE	8		Jaden Shackelford at Ole Miss (02/09/2022)
	7		Keon Ellis at Kentucky (02/19/2022)
3 PT FG ATTEMPTS	16		Jaden Shackelford vs Vanderbilt (N) (03/10/2022)
	15		Jahvon Quinerly vs South Dakota St. (11/12/2021)
3 PT FG PERCENTAGE (min 2 made)	1.000	(3-3)	Jahvon Quinerly at Vanderbilt (02/22/2022)
	1.000	(3-3)	Darius Miles vs Louisiana Tech (11/09/2021)
	1.000	(2-2)	JD Davison at Ole Miss (02/09/2022)
FREE THROWS MADE	9		Jaden Shackelford at Auburn (02/01/2022)
	9		Jaden Shackelford vs LSU (01/19/2022)
FREE THROW ATTEMPTS	11		Jaden Shackelford vs LSU (01/19/2022)
	11		Jahvon Quinerly vs Drake (N) (11/26/2021)
FREE THROW PERCENTAGE (min 3 made)	1.000	(8-8)	Keon Ellis at LSU (03/05/2022)
	1.000	(7-7)	Jaden Shackelford vs Missouri (01/22/2022)
	1.000	(5-5)	Jaden Shackelford vs South Carolina (02/26/2022)
	1.000	(5-5)	Jahvon Quinerly vs Baylor (01/29/2022)
	1.000	(5-5)	Keon Ellis vs LSU (01/19/2022)
	1.000	(5-5)	Keon Ellis at Mississippi St. (01/15/2022)
	1.000	(5-5)	Keon Ellis vs Louisiana Tech (11/09/2021)
	1.000	(4-4)	Noah Gurley at Vanderbilt (02/22/2022)
	1.000	(4-4)	Jahvon Quinerly at Vanderbilt (02/22/2022)
	1.000	(4-4)	James Rojas vs Mississippi St. (02/16/2022)
	1.000	(4-4)	Darius Miles vs Mississippi St. (02/16/2022)
	1.000	(4-4)	Charles Bediako vs Kentucky (02/05/2022)
	1.000	(4-4)	Jahvon Quinerly at Auburn (02/01/2022)
	1.000	(4-4)	Darius Miles at Mississippi St. (01/15/2022)
	1.000	(4-4)	Noah Gurley vs Auburn (01/11/2022)
	1.000	(4-4)	Jahvon Quinerly vs Auburn (01/11/2022)
	1.000	(4-4)	Jaden Shackelford at Missouri (01/08/2022)
1.000	(4-4)	Juwan Gary at Florida (01/05/2022)	
1.000	(4-4)	Keon Ellis vs Jacksonville St. (12/18/2021)	
1.000	(4-4)	Keon Ellis vs Houston (12/11/2021)	
REBOUNDS	13		Keon Ellis vs South Dakota St. (11/12/2021)
	10		JD Davison at Vanderbilt (02/22/2022)
	10		JD Davison vs Mississippi St. (02/16/2022)
	10		Noah Gurley vs Tennessee (12/29/2021)
	10		Keon Ellis vs Jacksonville St. (12/18/2021)
	10		Juwan Gary vs Drake (N) (11/26/2021)
	10		Jaden Shackelford vs Iona (N) (11/25/2021)
	10		Jaden Shackelford vs South Alabama (11/16/2021)
	10		Juwan Gary vs Louisiana Tech (11/09/2021)
	10		



2021-22 ALABAMA INDIVIDUAL HIGHS



2021-22 Alabama Men's Basketball
Player Highs Analysis
All games

Page 2/4
as of Mar 11, 2022

Alabama - Individual Game Highs

ASSISTS	10	JD Davison at Memphis (12/14/2021)
	10	JD Davison vs Miami (FL) (N) (11/28/2021)
STEALS	4	Keon Ellis at Kentucky (02/19/2022)
	4	Keon Ellis at Georgia (01/25/2022)
	4	Jaden Shackelford vs LSU (01/19/2022)
	4	Keon Ellis vs Auburn (01/11/2022)
	4	Keon Ellis at Missouri (01/08/2022)
	4	Keon Ellis at Florida (01/05/2022)
BLOCKED SHOTS	6	Charles Bediako vs Mississippi St. (02/16/2022)
	6	Charles Bediako vs Gonzaga (N) (12/04/2021)
TURNOVERS	8	JD Davison vs Tennessee (12/29/2021)
	7	JD Davison vs Drake (N) (11/26/2021)
FOULS	5	Jaden Shackelford vs Vanderbilt (N) (03/10/2022)
	5	Jahvon Quinerly vs Vanderbilt (N) (03/10/2022)
	5	Charles Bediako at Vanderbilt (02/22/2022)
	5	James Rojas at Georgia (01/25/2022)
	5	Noah Gurley at Mississippi St. (01/15/2022)
	5	Keon Ellis vs Auburn (01/11/2022)
	5	Noah Gurley at Florida (01/05/2022)
	5	Charles Bediako vs Jacksonville St. (12/18/2021)
	5	Juwan Gary at Memphis (12/14/2021)
	5	Noah Gurley vs Houston (12/11/2021)
	5	Charles Bediako vs Houston (12/11/2021)
	5	Charles Bediako vs Louisiana Tech (11/09/2021)



2021-22 OPPONENT INDIVIDUAL HIGHS



2021-22 Alabama Men's Basketball
Player Highs Analysis
All games

Opponent - Individual Game Highs

POINTS	33		Jarkel Joiner at Ole Miss (02/09/2022)
	31		Jamal Cain vs Oakland (11/19/2021)
	30		Kobe Brown at Missouri (01/08/2022)
	28		Quenton Jackson vs Texas A&M (03/02/2022)
	26		Scotty Pippen Jr. vs Vanderbilt (N) (03/10/2022)
	26		Scotty Pippen Jr. at Vanderbilt (02/22/2022)
	26		Tari Eason vs LSU (01/19/2022)
FIELD GOALS MADE	12		Jarkel Joiner at Ole Miss (02/09/2022)
	10		Luka Brajkovic vs Davidson (N) (12/21/2021)
	10		Drew Timme vs Gonzaga (N) (12/04/2021)
	10		Jamal Cain vs Oakland (11/19/2021)
FIELD GOAL ATTEMPTS	25		Marcus Sasser vs Houston (12/11/2021)
	23		Jamal Cain vs Oakland (11/19/2021)
FIELD GOAL PERCENTAGE (min 5 made)	.778	(7-9)	Jalen Duren at Memphis (12/14/2021)
	.727	(8-11)	Michael Jones vs Davidson (N) (12/21/2021)
3 PT FG MADE	7		Kellan Grady at Kentucky (02/19/2022)
	6		Myles Stute vs Vanderbilt (N) (03/10/2022)
	6		Jarkel Joiner at Ole Miss (02/09/2022)
3 PT FG ATTEMPTS	14		Marcus Sasser vs Houston (12/11/2021)
	14		Kayo Goncalves vs South Alabama (11/16/2021)
3 PT FG PERCENTAGE (min 2 made)	1.000	(3-3)	Michael Jones vs Davidson (N) (12/21/2021)
	1.000	(2-2)	Dale Bonner vs Baylor (01/29/2022)
	1.000	(2-2)	Jaxon Etter at Georgia (01/25/2022)
	1.000	(2-2)	Tari Eason vs LSU (01/19/2022)
	1.000	(2-2)	Brandon McKissic at Florida (01/05/2022)
FREE THROWS MADE	15		Scotty Pippen Jr. vs Vanderbilt (N) (03/10/2022)
	14		Scotty Pippen Jr. at Vanderbilt (02/22/2022)
FREE THROW ATTEMPTS	21		Scotty Pippen Jr. vs Vanderbilt (N) (03/10/2022)
	18		Scotty Pippen Jr. at Vanderbilt (02/22/2022)
FREE THROW PERCENTAGE (min 3 made)	1.000	(9-9)	Quenton Jackson vs Texas A&M (03/02/2022)
	1.000	(9-9)	Shakeel Moore at Mississippi St. (01/15/2022)
	1.000	(6-6)	Daimion Collins vs Kentucky (02/05/2022)
	1.000	(6-6)	Isaiah Wong vs Miami (FL) (N) (11/28/2021)
	1.000	(5-5)	Wendell Green Jr. at Auburn (02/01/2022)
	1.000	(5-5)	Marcus Sasser vs Houston (12/11/2021)
	1.000	(4-4)	Jermaine Couisnard vs South Carolina (02/26/2022)
	1.000	(4-4)	Daimion Collins at Kentucky (02/19/2022)
	1.000	(4-4)	Garrison Brooks vs Mississippi St. (02/16/2022)
	1.000	(4-4)	Cam Carter vs Mississippi St. (02/16/2022)
	1.000	(4-4)	Kendall Brown vs Baylor (01/29/2022)
	1.000	(4-4)	Allen Flanigan vs Auburn (01/11/2022)
	1.000	(4-4)	Emoni Bates at Memphis (12/14/2021)
	1.000	(4-4)	Trey Townsend vs Oakland (11/19/2021)
	1.000	(3-3)	Trey Thomas at Vanderbilt (02/22/2022)
	1.000	(3-3)	Braelen Bridges at Georgia (01/25/2022)
1.000	(3-3)	Darian Adams vs Jacksonville St. (12/18/2021)	
REBOUNDS	18		Baylor Scheierman vs South Dakota St. (11/12/2021)
	15		Oscar Tshiebwe vs Kentucky (02/05/2022)
ASSISTS	9		Luis Rodriguez at Ole Miss (02/09/2022)
	8		Xavier Pinson at LSU (03/05/2022)
	8		Scotty Pippen Jr. at Vanderbilt (02/22/2022)
	8		Foster Loyer vs Davidson (N) (12/21/2021)
STEALS	6		Scotty Pippen Jr. at Vanderbilt (02/22/2022)
	5		Xavier Pinson at LSU (03/05/2022)



2021-22 OPPONENT INDIVIDUAL HIGHS



2021-22 Alabama Men's Basketball
Player Highs Analysis
All games

Page 4/4
as of Mar 11, 2022

Opponent - Individual Game Highs

BLOCKED SHOTS	8	Walker Kessler at Auburn (02/01/2022)
	4	Garrison Brooks vs Mississippi St. (02/16/2022)
	4	Mwani Wilkinson vs LSU (01/19/2022)
	4	Jabari Smith vs Auburn (01/11/2022)
	4	Dylan Cardwell vs Auburn (01/11/2022)
	4	Chet Holmgren vs Gonzaga (N) (12/04/2021)
TURNOVERS	7	Jermaine Cousnard vs South Carolina (02/26/2022)
	7	Charles Manning, Jr. vs South Alabama (11/16/2021)
FOULS	5	Liam Robbins vs Vanderbilt (N) (03/10/2022)
	5	Rodney Chatman vs Vanderbilt (N) (03/10/2022)
	5	Tolu Smith vs Mississippi St. (02/16/2022)
	5	Stanley Umude vs Arkansas (02/12/2022)
	5	Braelen Bridges at Georgia (01/25/2022)
	5	Dajuan Gordon vs Missouri (01/22/2022)
	5	Efton Reid vs LSU (01/19/2022)
	5	Tolu Smith at Mississippi St. (01/15/2022)
	5	Walker Kessler vs Auburn (01/11/2022)
	5	Santiago Vescovi vs Tennessee (12/29/2021)
	5	Maros Zeliznak vs Jacksonville St. (12/18/2021)
	5	Roman Penn vs Drake (N) (11/26/2021)
	5	Jay Jay Chandler vs South Alabama (11/16/2021)
	5	Diante Smith vs South Alabama (11/16/2021)
5	Luke Appel vs South Dakota St. (11/12/2021)	
5	Douglas Wilson vs South Dakota St. (11/12/2021)	

NCAA APPEARANCES

1975	1994
1976	1995
1982	2002
1983	2003
1984	2004
1985	2005
1986	2006
1989	2012
1990	2018
1991	2021
1992	

SWEET 16

1976	1990
1982	1991
1985	2004
1986	2021

ELITE 8

2004

NCAA TOURNAMENT RESULTS

2021 • NO. 2 SEED

Date	Round	Opponent	Seed	Location	W/L	UA	Opp.
March 20	Round of 64	Iona	15	Indianapolis, Ind.	W	68	55
March 22	Round of 32	Maryland	10	Indianapolis, Ind.	W	96	77
March 28	Sweet 16	UCLA	11	Indianapolis, Ind.	L	78	88

2018 • NO. 9 SEED

Date	Round	Opponent	Seed	Location	W/L	UA	Opp.
March 15	Round of 64	Virginia Tech	8	Pittsburgh, Pa.	W	86	83
March 17	Round of 32	Villanova*	1	Pittsburgh, Pa.	L	58	81

2012 • NO. 9 SEED

March 16	Round of 64	Creighton	8	Greensboro, N.C.	L	57	58
----------	-------------	-----------	---	------------------	---	----	----

2006 • NO. 10 SEED

March 16	Round of 64	Marquette	7	San Diego, Calif.	W	90	85
March 18	Round of 32	UCLA	2	San Diego, Calif.	L	59	62

2005 • NO. 5 SEED

March 17	Round of 64	UW-Milwaukee	12	Cleveland, Ohio	L	73	83
----------	-------------	--------------	----	-----------------	---	----	----

2004 • NO. 8 SEED

March 18	Round of 64	Southern Illinois	9	Seattle, Wash.	W	65	64
March 20	Round of 32	Stanford	1	Seattle, Wash.	W	70	67
March 25	Sweet 16	Syracuse	5	Phoenix, Ariz.	W	80	71
March 27	Elite 8	Connecticut*	2	Phoenix, Ariz.	L	71	87

2003 • NO. 10 SEED

March 21	Round of 64	Indiana	7	Boston, Mass.	L	62	67
----------	-------------	---------	---	---------------	---	----	----

2002 • NO. 2 SEED

March 14	Round of 64	Florida Atlantic	15	Greenville, S.C.	W	86	78
March 16	Round of 32	Kent State	10	Greenville, S.C.	L	58	71

1995 • NO. 5 SEED

March 16	Round of 64	Penn	12	Baltimore, Md.	W OT	91	85
March 18	Round of 32	Oklahoma State	4	Baltimore, Md.	L	52	66

1994 • NO. 9 SEED

March 17	Round of 64	Providence	8	Lexington, Ky.	W	76	70
March 19	Round of 32	Purdue	1	Lexington, Ky.	L	73	83

1992 • NO. 5 SEED

March 19	Round of 64	Stanford	12	Cincinnati, Ohio	W	80	75
March 21	Round of 32	North Carolina	4	Cincinnati, Ohio	L	55	64

1991 • NO. 4 SEED

March 15	Round of 64	Murray State	13	Atlanta, Ga.	W	89	79
March 17	Round of 32	Wake Forest	5	Atlanta, Ga.	W	96	88
March 21	Sweet 16	Arkansas	1	Charlotte, N.C.	L	70	93

1990 • NO. 7 SEED

March 16	Round of 64	Colorado State	10	Long Beach, Calif.	W	71	54
March 18	Round of 32	Arizona	2	Long Beach, Calif.	W	77	55
March 23	Sweet 16	Loyola Marymount	11	Oakland, Calif.	L	60	62

1989 • NO. 6 SEED

March 17	Round of 64	South Alabama	11	Atlanta, Ga.	L	84	86
----------	-------------	---------------	----	--------------	---	----	----

1986 • NO. 5 SEED

March 14	Round of 64	Xavier	12	Charlotte, N.C.	W	97	80
March 16	Round of 32	Illinois	4	Charlotte, N.C.	W	58	56
March 20	Sweet 16	Kentucky	1	Atlanta, Ga.	L	63	68

1985 • NO. 7 SEED

March 15	Round of 64	Arizona	10	Albuquerque, N.M.	W	50	41
March 17	Round of 32	VCU	2	Albuquerque, N.M.	W	63	59
March 22	Sweet 16	N.C. State	3	Denver, Colo.	L	55	61

1984 • NO. 9 SEED

March 16	Round of 64	Illinois State	8	Lincoln, Neb.	L	48	49
----------	-------------	----------------	---	---------------	---	----	----

1983 • NO. 6 SEED

March 17	Round of 64	Lamar	11	Houston, Texas	L	50	73
----------	-------------	-------	----	----------------	---	----	----

1982 • NO. 4 SEED

March 14	Round of 32	St. John's	5	Uniondale, N.Y.	W	69	68
March 19	Sweet 16	North Carolina *	1	Raleigh, N.C.	L	69	74

1976

March 13	Round of 32	North Carolina		Dayton, Ohio	W	79	64
March 18	Sweet 16	Indiana *		Baton Rouge, La.	L	69	74

1975

March 15	Round of 32	Arizona State		Tempe, Ariz.	L	94	97
----------	-------------	---------------	--	--------------	---	----	----

* Eventual National Champion

ALABAMA NCAA TOURNAMENT TEAM RECORDS

POINTS

101	vs. New Orleans	March 14, 1987
97	vs. Xavier	March 14, 1986
96	vs. Maryland	March 22, 2021
96	vs. Wake Forest	March 17, 1991

POINTS ALLOWED

103	by Providence	March 19, 1987
97	by Arizona State	March 15, 1975
88	two times, last by UCLA	March 28, 2021

COMBINED POINTS

191	Arizona State 97, Alabama 94	March 15, 1975
185	Providence 103, Alabama 82	March 15, 1987
184	Alabama 96, Wake Forest 88	March 17, 1991

FEWEST POINTS

48	vs. Illinois State	March 16, 1984
50	vs. Arizona	March 15, 1985
50	vs. Lamar	March 17, 1983

FEWEST POINTS ALLOWED

41	by Arizona	March 15, 1985
49	by Illinois State	March 16, 1984
54	by Colorado State	March 16, 1990

FIELD GOAL ATTEMPTS

83	vs. Arizona State	March 15, 1975
75	vs. Penn	March 16, 1995
72	vs. Wake Forest	March 17, 1991

FIELD GOALS MADE

43	vs. Xavier	March 14, 1986
40	vs. New Orleans	March 14, 1987
40	vs. Arizona State	March 15, 1975

FIELD GOAL PERCENTAGE

.727	vs. New Orleans	March 14, 1987
.672	vs. Xavier	March 14, 1986
.622	vs. Colorado State	March 16, 1990

THREE-POINT ATTEMPTS

33	vs. Maryland	March 22, 2021
28	two times, last vs. UCLA	March 28, 2021
23	vs. Marquette	March 16, 2006
23	vs. Providence	March 19, 1987
23	vs. UW-Milwaukee	March 17, 2005

THREE-POINTERS MADE

16	vs. Maryland	March 22, 2021
12	vs. Marquette	March 16, 2006
9	5x, last vs. Stanford	March 19, 1992

THREE-POINT PERCENTAGE

.818	vs. North Carolina A&T (9-of-11)	March 12, 1987
.727	vs. Colorado State (8-of-11)	March 16, 1990
.636	vs. New Orleans (7-of-11)	March 14, 1987

FREE THROWS ATTEMPTED

44	vs. Stanford	March 20, 2004
37	vs. St. John's	March 14, 1982
31	vs. Marquette	March 16, 2006

FREE THROWS MADE

27	vs. Florida Atlantic	March 14, 2002
22	vs. Marquette	March 16, 2006
21	vs. Providence	March 19, 1987

FREE THROW PERCENTAGE (MIN. 20 ATTS)

.900	vs. Florida Atlantic (27-of-30)	March 14, 2002
.875	vs. Providence (21-of-24)	March 19, 1987
.826	vs. Syracuse (19-of-23)	March 25, 2004

REBOUNDS

53	vs. Arizona State	March 15, 1975
49	vs. North Carolina	March 13, 1976
46	vs. UCLA	March 28, 2021
40	vs. Maryland	March 22, 2021
40	vs. Arizona	March 18, 1990
40	vs. Loyola-Marymount	March 23, 1990

ASSISTS

24	vs. Wake Forest	March 17, 1991
23	vs. Murray State	March 15, 1991
23	vs. Arizona	March 18, 1990

BLOCKS

8	vs. Stanford	March 20, 2004
8	vs. Arizona State	March 15, 1997
7	vs. Penn	March 16, 1995
7	vs. Purdue	March 19, 1994
7	vs. VCU	March 17, 1985

STEALS

13	vs. Loyola Marymount	March 23, 1990
11	vs. Syracuse	March 25, 2004
10	3x, last vs. Maryland	March 22, 2021

PERSONAL FOULS

32	vs. Lamar	March 17, 1983
27	vs. North Carolina	March 19, 1982
26	vs. Providence	March 19, 1987

COMBINED PERSONAL FOULS

56	vs. Arizona State	March 15, 1975
50	vs. Providence	March 19, 1987
50	vs. St. John's	March 14, 1982

MARGIN OF VICTORY

25	Alabama 101, New Orleans 76	March 14, 1987
22	Alabama 77, Arizona 55	March 18, 1990
19	Alabama 96, Maryland 77	March 22, 2021
17	Alabama 71, Colorado State 54	March 16, 1990
17	Alabama 88, N.C. A&T 71	March 12, 1987

MARGIN OF DEFEAT

23	Villanova 81, Alabama 58	March 17, 2018
23	Lamar 73, Alabama 50	March 17, 1983
23	Arkansas 93, Alabama 70	March 21, 1991
21	Providence 103, Alabama 82	March 19, 1987

ALABAMA NCAA TOURNAMENT INDIVIDUAL RECORDS

POINTS

39	Antonio McDyess vs. Penn	March 16, 1995
35	Leon Douglas vs. North Carolina	March 13, 1976
33	Mo Williams vs. Florida Atlantic	March 14, 2002

FIELD GOAL ATTEMPTS

25	Michael Ansley vs. South Alabama	March 17, 1989
24	Antonio McDyess vs. Penn	March 16, 1995
23	Leon Douglas vs. North Carolina	March 13, 1976
23	James Robinson vs. North Carolina	March 21, 1992

FIELD GOALS MADE

16	Antonio McDyess vs. Penn	March 16, 1995
16	Leon Douglas vs. North Carolina	March 13, 1976
12	Jim Farmer vs. N.C. A&T	March 12, 1987
12	Leon Douglas vs. Arizona State	March 15, 1975
12	Michael Ansley vs. South Alabama	March 17, 1989

FIELD GOAL PERCENTAGE (MIN 10 ATTS)

.833	Derrick McKey vs. UNO (10-of-12)	March 14, 1987
.800	Terry Coner vs. UNO (8-of-10)	March 14, 1987
.800	Bobby Lee Hurt vs. VCU (8-of-10)	March 17, 1985

THREE-POINT ATTEMPTS

13	James Robinson vs. North Carolina	March 21, 1992
11	Jean Felix vs. Marquette	March 16, 2006
10	Latrell Sprewell vs. Stanford	March 19, 1992

THREE-POINTERS MADE

8	Jean Felix vs. Marquette	March 16, 2006
6	John Petty vs. Virginia Tech	March 15, 2018
6	Robert Horry vs. Colorado State	March 16, 1990
5	Jaden Shackelford vs. Maryland	March 22, 2021
5	Marvin Orange vs. Providence	March 17, 1994
5	Latrell Sprewell vs. Stanford	March 19, 1992
5	Gary Waites vs. Wake Forest	March 17, 1991

THREE-POINT PERCENTAGE

1.000	Mo Williams vs. FAU (3-of-3)	March 14, 2002
.833	Gary Waites vs. Wake Forest (5-of-6)	March 17, 1991
.800	Jim Farmer vs. N.C. A&T (4-of-5)	March 12, 1987
.800	Ronald Steele vs. UW-Milwaukee (4-of-5)	March 17, 2005

FREE THROW ATTEMPTS

15	Kennedy Winston vs. Stanford	March 20, 2004
14	Collin Sexton vs. Virginia Tech	March 15, 2018
14	Earnest Shelton vs. Stanford	March 20, 2004
14	Leon Douglas vs. Arizona State	March 15, 1975
13	Mo Williams vs. Florida Atlantic	March 14, 2002

FREE THROWS MADE

12	Mo Williams vs. Florida Atlantic	March 14, 2002
11	Earnest Shelton vs. Stanford	March 20, 2004
10	Collin Sexton vs. Virginia Tech	March 15, 2018
10	Kennedy Winston vs. Stanford	March 20, 2004
10	Eddie Phillips vs. St. John's	March 14, 1982

FREE THROW PERCENTAGE

1.000	E. Shelton vs. Syracuse (8-of-8)	March 25, 2004
1.000	L. Sprewell vs. Wake Forest (7-of-7)	March 17, 1991
1.000	E. Phillips vs. St. John's (10-of-10)	March 14, 1982
1.000	Jim Farmer vs. Providence (8-of-8)	March 19, 1987
1.000	D. McKey vs. N.C. A&T (8-of-8)	March 12, 1987

REBOUNDS

21	Leon Douglas vs. Arizona State	March 15, 1975
19	Antonio McDyess vs. Penn	March 16, 1995
18	Antonio McDyess vs. Okla. State	March 18, 1995
13	James Sanders vs. Arizona	March 18, 1990
11	Jahvon Quinerly vs. Maryland	March 22, 2021
10	Gary Waites vs. Wake Forest	March 17, 1991
10	Terry Coner vs. Illinois	March 16, 1987

BLOCKS

7	Leon Douglas vs. Arizona State	March 15, 1975
5	Derrick McKey vs. New Orleans	March 14, 1987

STEALS

5	Mark Gottfried vs. N.C. A&T	March 12, 1987
5	Earnest Shelton vs. Syracuse	March 25, 2004
4	Artie Griffin vs. Providence	March 17, 1994
4	Anthony Murray vs. North Carolina	March 13, 1976
4	T.R. Dunn vs. Arizona State	March 15, 1975

GAMES PLAYED

10	Terry Coner	1984-87
9	Robert Horry	1989-92
9	Jim Farmer	1985-87
9	Derrick McKey	1985-87
9	Mark Gottfried	1985-87

ALABAMA NCAA TOURNAMENT BOX SCORES

1975
ARIZONA STATE 97 • ALABAMA 94
West Regional
University Activities Center • Tempe, Ariz.
March 15, 1975 (First Round)

ALABAMA	36	58	94
ARIZONA STATE	55	42	97

ALABAMA											94
Player	FG	FT	REB	PTS	A	TO	B	S	MIN		
T. Dunn	9-18	3-5	7	21	1	5	0	4	39		
C. Russell	5-13	0-0	2	10	3	2	0	0	22		
L. Douglas	12-21	5-14	21	29	2	6	7	1	39		
C. Cleveland	8-19	2-2	13	18	3	6	0	1	38		
A. Murray	2-3	4-5	4	8	4	5	0	2	29		
R. Brown	3-8	0-1	3	6	4	0	1	1	21		
J. Dill	1-2	0-2	1	2	2	0	0	0	12		
Totals	40-83	14-29	53	94	19	24	8	9	200		

	1st	2nd	Total
FG %	39%	57%	48%
FT %	54%	44%	48%

ARIZONA STATE											97
Player	FG	FT	REB	PTS	A	TO	B	S	MIN		
M. Moon	5-5	0-0	2	10	3	2	0	1	29		
L. Hollins	6-14	5-6	3	17	5	4	1	7	27		
S. Lloyd	8-11	2-3	8	18	1	2	1	0	28		
R. White	5-15	7-9	3	17	6	9	0	3	36		
J. Schrader	5-9	3-3	11	13	3	1	0	2	37		
G. Jackson	4-5	2-2	2	10	1	0	0	1	8		
J. Holliman	4-6	0-2	6	8	1	1	0	1	17		
N. Drayton	1-1	0-0	1	2	0	1	0	0	2		
K. Wright	1-3	0-0	3	2	0	1	0	0	11		
G. White	0-0	0-0	0	0	0	0	0	0	2		
R. Taylor	0-0	0-0	0	0	1	0	0	0	3		
Totals	39-69	19-25	41	97	21	21	2	15	200		

	1st	2nd	Total
FG %	56%	57%	57%
FT %	73%	80%	76%

1976
ALABAMA 79 • NORTH CAROLINA 64
Midwest Regional
Dayton Arena • Dayton, Ohio
March 13, 1976 (First Round)

NORTH CAROLINA	28	36	64
ALABAMA	40	39	79

NORTH CAROLINA											64
Player	FG	FT	REB	PTS	A	TO	B	S	MIN		
Walter Davis	6-17	4-5	7	16	5	1	1	2	35		
Tommy LaGarde	9-16	4-4	11	22	2	0	0	0	29		
Mitch Kupchak	3-11	2-2	12	8	1	3	1	0	31		
Phil Ford	1-5	0-0	2	2	3	5	0	3	28		
John Kuester	3-8	0-0	1	6	5	4	0	2	33		
Bruce Buckley	2-4	0-1	0	4	0	1	0	0	10		
Dudley Bradley	1-5	0-0	0	2	3	2	0	0	9		
Tom Zaliagiris	0-2	0-0	0	0	0	0	0	0	4		
Dave Hanners	1-2	0-0	0	2	1	1	0	5	15		
Woody Coley	0-1	0-0	0	0	0	0	1	0	2		
Bill Chambers	1-2	0-0	0	2	0	0	0	0	3		
Keith Valentine	0-0	0-0	0	0	0	0	0	1	1		
Totals	27-73	10-12	36	64	21	17	2	13	200		

	1st	2nd	Total
FG %	33%	40%	37%
FT %	100%	67%	83%

ALABAMA											79
Player	FG	FT	REB	PTS	A	TO	B	S	MIN		
Reggie King	6-11	1-2	11	13	1	4	0	0	36		
Rickey Brown	4-12	0-0	7	8	3	6	0	1	38		
Leon Douglas	16-23	3-5	17	35	1	5	3	0	37		
T.R. Dunn	3-7	0-0	6	6	6	2	1	1	38		
Anthony Murray	3-6	7-12	1	13	4	4	0	4	34		
Keith McCord	1-1	0-0	0	2	1	0	0	0	7		
Greg McElveen	0-2	2-2	1	2	0	0	0	0	10		
Totals	33-62	13-21	49	79	16	21	4	6	200		

	1st	2nd	Total
FG %	58%	48%	53%
FT %	33%	73%	62%

1976
INDIANA 74 • ALABAMA 69
Sweet 16
Assembly Center • Baton Rouge, La.
March 18, 1976 (Regional Semifinal)

ALABAMA	29	40	69
INDIANA	37	37	74

ALABAMA											69
Player	FG	FT	REB	PTS	A	TO	B	S	MIN		
Rickey Brown	3-7	1-2	5	7	0	2	0	0	25		
Reggie King	2-6	0-0	6	4	0	3	1	0	25		
Leon Douglas	5-16	2-6	7	12	3	3	2	0	39		
Anthony Murray	7-11	1-2	7	15	4	3	0	2	38		
T.R. Dunn	7-14	2-2	5	16	1	2	1	2	37		
Keith McCord	5-9	1-2	3	11	0	1	0	0	25		
Tommy Bonds	1-2	0-0	0	2	0	0	0	0	4		
Greg McElveen	1-4	0-0	1	2	1	0	0	0	7		
Totals	31-69	7-14	35	69	9	14	4	4	200		

	1st	2nd	Total
FG %	33%	58%	45%
FT %	63%	33%	50%

INDIANA											74
Player	FG	FT	REB	PTS	A	TO	B	S	MIN		
Tom Abernathy	2-6	4-5	7	8	3	1	0	0	40		
Scott May	9-22	7-9	16	25	0	5	0	0	40		
Kent Benson	7-11	1-2	5	15	3	3	1	0	33		
Bob Wilkerson	6-12	2-2	12	14	4	7	0	0	40		
Quinn Buckner	5-8	2-5	2	12	4	2	0	1	31		
Wayne Radford	0-1	0-0	1	0	0	1	0	1	9		
Jim Wishman	0-0	0-0	0	0	0	1	0	0	1		
Rick Valavicius	0-0	0-1	0	0	0	0	0	0	6		
Totals	29-60	16-24	44	74	14	20	1	2	200		

	1st	2nd	Total
FG %	45%	55%	48%
FT %	60%	68%	67%

1982
ALABAMA 69 • ST. JOHN'S 68
No. 4 Seed
East Regional
Nassau Coliseum • Uniondale, N.Y.
March 14, 1982 (First Round)

ST. JOHN'S	32	36	68
ALABAMA	41	28	69

ST. JOHN'S											68
Player	FG	FT	REB	PTS	A	TO	B	S	MIN		
David Russell	6-11	5-5	7	17	2	6	0	0	36		
Bill Goodwin	7-14	4-6	9	18	2	4	0	0	39		
Jeff Allen	5-5	0-0	3	10	0	0	1	2	21		
Bob Kelly	0-2	2-3	2	2	6	4	0	2	37		
Chris Mullin	5-11	4-6	4	14	4	5	0	1	32		
Bill Wennington	0-4	0-0	3	0	1	0	1	0	19		
Ron Stewart	1-1	0-1	2	2	0	1	0	0	4		
Kevin Williams	1-3	3-3	2	5	0	0	0	0	9		
George Garrison	0-1	0-0	0	0	0	1	0	1	3		
Totals	25-52	18-24	35	68	15	21	2	6	200		

	1st	2nd	Total
FG %	42%	54%	48%
FT %	62%	91%	75%

ALABAMA											69
Player	FG	FT	REB	PTS	A	TO	B	S	MIN		
Cliff Windham	1-1	1-2	2	3	0	1	0	0	6		
Eddie Phillips	3-10	10-10	8	16	0	3	0	0	37		
Bobby Lee Hurt	1-4	6-8	2	8	2	1	3	1	18		
Ennis Whatley	4-9	4-5	2	12	5	4	0	0	36		
Mike Davis	4-8	1-3	1	9	0	1	0	0	39		
Eric Richardson	2-5	3-4	1	7	2	1	0	2	29		
Phillip Lockett	1-5	4-5	7	6	0	2	0	0	23		
Terry Williams	4-6	0-0	5	8	1	1	0	1	12		
Totals	20-48	20-37	21	69	10	14	3	4	200		

	1st	2nd	Total
FG %	45%	37%	42%
FT %	83%	74%	78%

1982
NORTH CAROLINA 74 • ALABAMA 69
Sweet 16
Reynolds Coliseum • Raleigh, N.C.
March 19, 1982 (Regional Semifinal)

ALABAMA	36	33	69
NORTH CAROLINA	41	33	74

ALABAMA											69
Player	FG	FT	REB	PTS	A	TO	B	S	MIN		
Cliff Windham	2-4	2-2	2	6	0	0	0	0	9		
Eddie Phillips	7-9	2-4	2	16	0	1	0	0	20		
Bobby Lee Hurt	6-8	0-0	8	12	0	1	1	0	30		
Ennis Whatley	4-13	2-2	2	10	4	6	0	2	40		
Mike Davis	3-6	1-2	1	7	1	1	0	0	34		
Eric Richardson	5-7	0-0	0	10	6	1	0	0	36		
Terry Williams	1-3	0-0	1	2	0	1	1	0	12		
Phillip Lockett	1-3	4-6	5	6	0	0	0	0	19		
Totals	29-53	11-16	27	69	11	11	2	2	200		

ALABAMA NCAA TOURNAMENT BOX SCORES

1984
ILLINOIS STATE 49 • ALABAMA 48
 No. 9 Seed
 Midwest Regional
 Bob Devaney Sports Center • Lincoln, Neb.
 March 16, 1984 (First Round)

ALABAMA	30	18	F
ILLINOIS STATE	26	23	49

ALABAMA											48
Player	FG	FT	REB	PTS	A	TO	B	S	MIN		
Buck Johnson	4-10	0-0	6	8	1	5	1	0	36		
Terry Williams	8-11	0-0	4	16	4	1	0	0	40		
Bobby Lee Hurt	7-10	2-2	2	16	2	1	0	0	39		
Eric Richardson	3-10	0-0	1	6	3	3	0	2	40		
Terry Coner	0-1	0-0	2	0	2	2	0	0	15		
Darrell Neal	1-7	0-0	1	2	2	0	0	0	28		
Mark Farmer	0-0	0-0	0	0	0	0	0	0	2		
Totals	23-49	2-2	29	48	14	12	1	2	200		
	1st	2nd	Total								
FG %	52%	41%	47%								
FT %	100%	0%	100%								

ILLINOIS STATE											49
Player	FG	FT	REB	PTS	A	TO	B	S	MIN		
Lou Stefanovic	4-11	0-0	2	8	0	1	0	2	28		
Hank Cornly	5-13	0-0	6	10	1	3	0	0	40		
Mark Zwart	3-5	0-0	11	6	2	3	0	0	34		
Michael McKenney	5-11	0-0	2	10	5	2	1	1	36		
Rickie Johnson	3-8	1-2	3	7	4	0	0	3	40		
Brad Duncan	4-6	0-0	0	8	1	0	0	0	21		
Bill Braksick	0-0	0-0	0	0	0	0	0	0	1		
Totals	24-54	1-2	26	49	13	9	1	6	200		
	1st	2nd	Total								
FG %	38%	55%	44%								
FT %	0%	50%	50%								

1985
ALABAMA 63 • VCU 59
 The Pit • Albuquerque, N.M.
 March 17, 1985 (Second Round)

VCU	19	40	F
ALABAMA	27	36	63

VCU											59
Player	FG	FT	REB	PTS	A	TO	B	S	MIN		
Michael Brown	2-9	1-2	4	5	1	2	0	0	40		
Neil Wake	0-1	1-3	7	1	0	0	0	0	22		
Mike Schlegel	7-12	1-3	8	15	2	4	0	0	40		
Calvin Duncan	5-16	1-3	8	11	1	1	0	0	37		
Rolando Lamb	12-23	1-2	7	25	3	2	0	3	39		
Bruce Allen	0-0	0-0	0	0	0	0	0	0	1		
Robert Dickerson	1-2	0-0	0	2	0	0	0	1	14		
Phil Stinnie	0-0	0-0	0	0	0	0	0	0	2		
Alvin Robinson	0-0	0-0	0	0	0	0	0	0	5		
Totals	27-63	5-13	34	59	7	9	0	4	200		
	1st	2nd	Total								
FG %	35%	48%	43%								
FT %	43%	33%	38%								

ALABAMA											63
Player	FG	FT	REB	PTS	A	TO	B	S	MIN		
Buck Johnson	1-5	4-5	10	6	2	1	1	2	35		
Derrick McKey	3-7	0-1	3	6	3	3	1	2	35		
Bobby Lee Hurt	8-10	3-4	13	19	0	1	1	0	40		
Mark Gottfried	3-8	4-4	5	10	0	4	1	0	20		
Terry Coner	5-7	4-6	1	14	5	3	0	1	37		
Jim Farmer	4-10	0-2	2	8	0	1	1	0	24		
Darrell Neal	0-1	0-0	2	0	0	0	0	0	9		
Totals	24-48	15-22	36	63	10	13	7	4	200		
	1st	2nd	Total								
FG %	46%	55%	50%								
FT %	60%	71%	68%								

1986
ALABAMA 97 • XAVIER 80
 No. 5 Seed • Southeast Regional
 Charlotte Coliseum • Charlotte, N.C.
 March 14, 1986 (First Round)

XAVIER	33	47	F
ALABAMA	39	58	97

XAVIER											80
Player	FG	FT	REB	PTS	A	TO	B	S	MIN		
Richie Harris	11-19	2-3	11	24	0	0	0	2	35		
Walt McBride	4-8	0-0	4	8	1	3	0	1	36		
Eddie Johnson	7-12	1-3	9	15	0	1	0	1	35		
Ralph Lee	0-4	2-2	3	2	9	5	0	2	37		
Byron Larkin	10-26	3-5	2	23	1	2	0	1	36		
Kelly Williamson	1-1	0-0	1	2	0	0	0	0	2		
Leroy Greenidge	1-4	0-0	0	2	1	0	0	0	8		
Mike Ramey	1-1	0-0	0	2	1	0	0	0	1		
Dexter Campbell	0-0	0-0	0	0	1	1	0	0	1		
John Kelley	0-0	0-0	0	0	1	0	0	1	1		
Andy Donnelley	1-2	0-0	3	2	0	1	1	0	7		
Totals	36-77	8-13	36	80	15	14	1	8	200		
	1st	2nd	Total								
FG %	42%	50%	47%								
FT %	57%	75%	62%								

ALABAMA											97
Player	FG	FT	REB	PTS	A	TO	B	S	MIN		
Jim Farmer	10-15	4-5	7	24	1	2	0	0	39		
Buck Johnson	11-19	0-2	7	22	2	5	1	1	32		
Derrick McKey	7-8	2-2	3	16	4	1	3	0	25		
Mark Gottfried	3-6	0-0	0	6	2	1	0	1	20		
Terry Coner	5-8	4-4	1	14	9	2	2	1	37		
Gary White	0-0	0-0	0	0	0	0	0	0	1		
James Jackson	1-2	1-2	0	3	1	1	0	2	11		
Craig Dudley	1-1	0-0	0	2	0	0	0	0	6		
Michael Ansley	5-8	0-0	9	10	0	2	0	0	29		
Totals	43-64	11-15	32	97	19	14	6	5	200		
	1st	2nd	Total								
FG %	56%	80%	67%								
FT %	100%	71%	73%								

1985
ALABAMA 50 • ARIZONA 41
 No. 7 Seed
 West Regional
 The Pit • Albuquerque, N.M.
 March 15, 1985 (First Round)

ARIZONA	17	24	F
ALABAMA	19	31	50

ARIZONA											41
Player	FG	FT	REB	PTS	A	TO	B	S	MIN		
Eddie Smith	2-11	5-6	6	9	2	2	1	1	38		
Morgan Taylor	0-5	4-6	6	4	0	1	0	0	26		
Pete Williams	3-11	4-5	7	10	1	3	1	3	40		
Brock Brunkhorst	2-6	0-0	2	4	3	2	0	1	31		
Steve Kerr	4-8	0-0	5	8	0	2	0	0	40		
Craig McMiggan	4-6	0-2	1	8	1	2	0	1	25		
Totals	5-48	13-19	29	41	7	12	2	6	200		
	1st	2nd	Total								
FG %	33%	27%	29%								
FT %	83%	62%	68%								

ALABAMA											50
Player	FG	FT	REB	PTS	A	TO	B	S	MIN		
Buck Johnson	5-6	2-4	5	12	2	3	0	0	36		
Derrick McKey	0-2	0-0	3	0	2	2	2	1	27		
Bobby Lee Hurt	5-7	4-9	6	14	0	2	2	2	38		
Mark Gottfried	1-3	2-2	2	4	0	1	0	0	22		
Terry Coner	2-7	6-6	4	10	5	4	0	1	38		
Jim Farmer	4-7	0-0	4	8	0	2	0	0	23		
Darrell Neal	1-7	0-0	1	2	0	1	0	0	16		
Totals	18-36	14-21	32	50	9	15	4	4	200		
	1st	2nd	Total								
FG %	53%	47%	50%								
FT %	25%	76%	67%								

1985
N.C. STATE 61 • ALABAMA 55
 Sweet 16
 McNichols Arena • Denver, Colo.
 March 22, 1985 (Regional Semifinal)

ALABAMA	27	28	F
N.C. STATE	27	34	61

ALABAMA											55
Player	FG	FT	REB	PTS	A	TO	B	S	MIN		
Buck Johnson	7-11	2-5	14	16	2	2	1	0	38		
Derrick McKey	3-8	0-0	4	6	1	0	1	0	32		
Bobby Lee Hurt	4-9	1-3	5	9	0	0	1	0	39		
Mark Gottfried	1-6	0-0	0	2	2	0	0	0	23		
Terry Coner	6-10	6-10	4	18	4	5	0	2	33		
Jim Farmer	2-4	0-0	1	4	3	3	0	1	25		
Darrell Neal	0-2	0-0	0	0	0	1	0	0	9		
Mark Farmer	0-0	0-0	0	0	0	0	0	0	1		
Totals	23-50	9-18	37	55	12	11	3	3	200		
	1st	2nd	Total								
FG %	50%	42%	46%								
FT %	20%	62%	50%								

N.C. STATE											61
Player	FG	FT	REB	PTS	A	TO	B	S	MIN		
Russell Pierre	2-4	4-5	6	8	0	1	0	1	29		
Lorenzo Charles	5-11	4-6	6	14	3	0	0	0	35		
Cozell McQueen	2-5	0-0	4	4	0	1	0	1	25		
Anthony Webb	5-12	4-6	4	14	5	2	0	1	38		
Nate McMillian	0-2	2-6	5	2	4	3	0	1	22		
Bennie Bolton	4-8	3-4	1	11	1	2	1	1	30		

ALABAMA NCAA TOURNAMENT BOX SCORES

1986
KENTUCKY 68 • ALABAMA 63
 Sweet 16
 The Omni • Atlanta, Ga.
 March 20, 1986 (Regional Semifinal)

ALABAMA	28	35	F
KENTUCKY	32	36	68

ALABAMA											63
Player	FG	FT	REB	PTS	A	TO	B	S	MIN		
Jim Farmer	3-9	1-2	4	7	0	1	0	1	36		
Buck Johnson	6-14	4-4	9	16	0	5	0	2	40		
Derrick McKey	4-8	4-4	12	12	1	0	1	0	40		
Mark Gottfried	1-3	0-0	2	2	0	1	0	0	18		
Terry Coner	7-12	6-7	4	20	4	2	0	2	38		
James Jackson	1-4	1-2	1	3	0	2	1	0	16		
Michael Ansley	1-3	1-2	1	3	0	0	1	1	11		
Craig Dudley	0-1	0-0	0	0	0	0	0	0	1		
Totals	23-54	17-21	34	63	5	11	3	6	200		

	1st	2nd	Total
FG %	48%	37%	43%
FT%	50%	88%	81%

KENTUCKY											68
Player	FG	FT	REB	PTS	A	TO	B	S	MIN		
Winston Bennett	6-11	2-4	12	14	1	2	0	0	39		
Kenny Walker	9-19	4-4	7	22	1	4	3	2	40		
James Blackmon	5-7	1-4	3	11	0	0	0	0	35		
Ed Davender	4-8	5-6	3	13	2	2	0	2	24		
Roger Harden	1-4	0-1	1	2	9	2	0	1	37		
Cedrick Jenkins	2-3	2-2	4	6	1	0	0	0	23		
Richard Madison	0-0	0-0	0	0	0	1	0	0	2		
Totals	27-52	14-21	30	68	14	11	3	5	200		

	1st	2nd	Total
FG %	54%	50%	52%
FT%	100%	63%	67%

1987
Appearance later vacated by NCAA ruling
ALABAMA 88 • NORTH CAROLINA A&T 71
 No. 2 Seed
 Southeast Regional
 Birmingham-Jefferson Civic Center - Birmingham, Ala.
 March 12, 1987 (First Round)

NORTH CAROLINA A&T	27	44	F
ALABAMA	37	51	88

NORTH CAROLINA A&T											71
Player	MIN	FG	3FG	FT	REB	PTS					
Claude Williams	38	10-14	0-0	5-8	7	25					
Carlton Becton	11	0-2	0-0	0-0	2	0					
Lee Robinson	30	2-5	0-0	1-2	4	5					
Thomas Griffis	40	4-15	2-6	3-3	3	13					
George Cale	37	8-13	0-0	0-0	4	16					
Corvin Davis	28	3-13	0-5	2-2	4	8					
Kenny Cox	13	1-5	0-0	2-4	5	4					
Travis Mcrae	3	0-0	0-0	0-0	0	0					
Totals	200	28-67	2-12	13-19	34	71					

	1st	2nd	Total
FG %	44%	39%	41%
FT%	0%	68%	68%

ALABAMA											88
Player	MIN	FG	3FG	FT	REB	PTS					
Jim Farmer	37	12-17	4-5	1-1	1	29					
Michael Ansley	31	2-5	0-0	2-3	5	6					
Derrick McKey	37	8-14	1-1	8-8	14	24					
Mark Gottfried	28	3-5	2-3	0-0	2	8					
Terry Coner	30	1-3	0-0	0-0	4	2					
James Jackson	20	3-4	2-2	2-2	1	10					
Keith Askins	12	2-5	0-0	2-2	2	6					
Bill Devaughn	4	1-2	0-0	0-0	1	2					
Rob Corney	1	0-0	0-0	0-0	0	0					
Totals	200	32-55	9-11	15-16	32	88					

	1st	2nd	Total
FG %	55%	60%	58%
FT%	80%	100%	93%

1987
ALABAMA 101 • NEW ORLEANS 76
 Birmingham-Jefferson Civic Center - Birmingham, Ala.
 March 14, 1987 (Second Round)

NEW ORLEANS	39	37	F
ALABAMA	58	43	101

NEW ORLEANS											76
Player	FG	3FG	FT	REB	PTS	A	TO	B	S	MIN	
Sam Jones	2-4	0-1	0-0	2	4	0	1	0	1	18	
Ronnie Grandison	6-13	0-0	6-7	6	18	0	2	0	4	36	
Mike Smith	0-3	0-0	0-0	3	0	0	1	2	0	10	
Gabe Corchiani	4-6	2-3	1-1	3	11	5	3	0	1	20	
Ledell Eackles	5-13	3-7	3-6	1	16	1	1	0	0	36	
Willie Richardson	3-4	0-0	0-0	1	6	2	0	0	1	18	
Eric Coleman	1-3	0-1	1-2	0	3	0	1	0	0	9	
Elden Irving	1-2	0-1	1-2	1	3	0	2	0	0	11	
David Hodo	0-1	0-1	4-4	1	4	0	1	0	0	6	
Terrance Bellock	2-4	0-0	4-6	2	8	2	0	0	2	18	
Damon Vance	1-2	0-0	1-2	2	3	0	0	0	0	6	
Totals	25-56	5-14	21-30	25	76	10	12	2	9	200	

	1st	2nd	Total
FG %	46%	43%	45%
3FG%	67%	13%	36%
FT%	69%	71%	70%

ALABAMA											101
Player	FG	3FG	FT	REB	PTS	A	TO	B	S	MIN	
Jim Farmer	6-13	2-3	5-5	6	19	2	2	0	1	36	
Michael Ansley	2-3	0-0	0-0	5	4	0	2	0	0	16	
Derrick McKey	10-12	0-0	6-6	4	26	4	2	5	2	35	
Mark Gottfried	7-9	4-6	2-2	1	20	0	6	0	1	33	
Terry Coner	8-10	0-1	1-2	1	17	7	2	0	0	30	
James Jackson	4-5	1-1	0-1	3	9	0	0	0	1	17	
Keith Askins	3-3	0-0	0-1	6	6	1	1	0	0	23	
Bill Devaughn	0-0	0-0	0-0	0	0	1	0	0	0	5	
Rob Corney	0-0	0-0	0-2	0	0	0	0	1	0	5	
Totals	40-55	7-11	14-19	27	101	15	15	6	5	200	

	1st	2nd	Total
FG %	73%	72%	73%
3FG%	67%	60%	64%
FT%	91%	50%	74%

1987
PROVIDENCE 103 • ALABAMA 82
 Sweet 16
 Freedom Hall - Louisville, Ky.
 March 19, 1987 (Regional Semifinal)

ALABAMA	41	41	F
PROVIDENCE	49	54	103

ALABAMA											82
Player	FG	3FG	FT	REB	PTS	A	TO	B	S	MIN	
Jim Farmer	7-19	2-9	8-8	1	24	3	1	0	2	36	
Michael Ansley	6-9	0-0	2-2	6	14	0	1	0	0	31	
Derrick McKey	3-6	0-1	5-5	4	11	2	0	1	1	37	
Mark Gottfried	5-10	4-9	0-2	3	14	1	4	0	0	27	
Terry Coner	5-7	0-0	2-3	2	14	4	5	0	0	33	
James Jackson	1-5	1-2	4-4	2	7	0	0	0	1	22	
Keith Askins	0-3	0-2	0-0	3	0	0	0	0	2	14	
Totals	27-59	7-23	21-24	23	82	10	11	1	6	200	

	1st	2nd	Total
FG %	64%	32%	46%
3FG%	50%	20%	30%
FT%	100%	84%	88%

PROVIDENCE											103
Player	FG	3FG	FT	REB	PTS	A	TO	B	S	MIN	
David Kipfer	3-5	0-0	3-5	1	9	1	1	0	0	25	
Ernie Lewis	3-6	3-6	0-0	3	9	3	2	0	0	28	
Steve Wright	7-9	0-0	1-1	5	15	0	2	1	0	24	
Delray Brooks	7-11	5-8	4-5	7	23	3	1	0	2	36	
Billy Donovan	6-7	5-6	9-10	3	26	10	3	0	1	30	
Jacek Duda	0-1	0-0	0-0	3	0	0	2	0	0	16	
Carlton Screen	1-2	0-0	0-1	0	2	4	2	0	0	14	
Marty Conlon	1-1	0-0	4-4	4	6	2	0	0	0	14	
Jay Smedeker	0-0	0-0	0-0	1	0	0	0	0	0	1	
Darryl Wright	5-6	1-2	2-4	2	13	0	0	0	0	12	
Totals	33-48	14-22	23-30	33	103	24	13	1	3	200	

	1st	2nd	Total
FG %	67%	71%	69%
3FG%	69%	56%	64%
FT%	57%	83%	77%

1989
SOUTH ALABAMA 86 • ALABAMA 84
 No. 6 Seed
 Southeast Regional
 The Omni • Atlanta, Ga.
 March 17, 1989 (First Round)

ALABAMA	49	35	F
SOUTH ALABAMA	33	53	84

ALABAMA											84
Player	FG	3FG	FT	REB	PTS	A	TO	B	S	MIN	
Robert Horry	2-3	1-1	2-2	6	7	3	0	0	0	26	
Michael Ansley	12-25	0-0	1-2	8	25	3	1	0	1	35	
David Benoit	2-3	0-0	2-2	8	6	1	1	0	0	24	
Gary Waites	7-13	1-3	2-4	6	17	7	3	0	1	34	
Alvin Lee	8-16	2-4	0-0	0	18	2	3	0	0	40	
Keith Askins	5-8	1-2	0-0	5	11	1	0	0	1	23	
Melvin Cheatum	0-2	0-0	0-0	1	0	3	0	0	0	7	
Marcus Webb	0-0	0-0	0-0	0	0	0	0	0	0	2	
Totals	36-71	5-11	7-10	38	84	20	8	0			

ALABAMA NCAA TOURNAMENT BOX SCORES

1990
ALABAMA 77 • ARIZONA 55
Long Beach Arena • Long Beach, Calif.
March 16, 1990 (Second Round)

ARIZONA	33	22	F								
ALABAMA	38	39	55								
ARIZONA											
Player	FG	3FG	FT	REB	PTS	A	TO	B	S	MIN	
Brian Williams	0-3	2-5	0-0	2	0	0	2	0	0	14	
Jud Buechler	2-8	0-2	2-3	11	6	3	4	1	0	39	
Ed Stokes	5-6	0-0	7-10	5	17	0	2	2	0	37	
Matt Othick	1-7	1-6	2-2	2	5	5	4	0	1	33	
Matt Muehlebach	6-15	4-11	0-0	2	16	5	1	0	3	39	
Casey Schmidt	0-0	0-0	0-0	1	0	0	0	0	0	2	
Wayne Womack	0-0	0-0	0-0	0	0	0	0	0	0	11	
Sean Rooks	5-8	0-0	1-2	2	11	0	2	1	0	25	
Totals	19-47	5-19	12-17	27	55	13	15	4	4	200	
1st			2nd			Total					
FG %	52%	29%	40%								
3FG %	44%	10%	26%								
FT %	63%	78%	71%								

ALABAMA	77										
Player	FG	3FG	FT	REB	PTS	A	TO	B	S	MIN	
Robert Horry	3-7	2-5	0-0	8	8	3	1	0	0	26	
Melvin Cheatum	5-13	0-0	2-2	5	12	1	4	0	0	26	
David Benoit	9-13	0-0	2-2	13	20	1	3	0	0	36	
Gary Waites	3-4	2-2	2-3	2	10	2	0	0	1	23	
James Sanders	5-11	0-2	2-2	2	12	13	2	0	0	36	
Kenneth Rice	0-1	0-1	0-0	0	0	0	0	0	0	1	
Ernest Brown	0-1	0-1	0-0	1	0	0	0	0	0	1	
Bryant Lancaster	0-0	0-0	0-0	1	0	0	0	0	0	1	
Darby Rich	0-0	0-0	0-0	0	0	0	0	0	0	1	
Marcus Campbell	0-0	0-0	1-2	1	1	0	0	0	0	2	
Keith Askins	3-8	2-6	2-4	1	10	3	1	0	0	28	
Marcus Webb	2-5	0-0	0-0	4	4	0	1	0	0	19	
Totals	30-63	6-17	11-15	40	77	23	12	0	1	200	
1st			2nd			Total					
FG %	44%	54%	48%								
3FG %	40%	29%	35%								
FT %	0%	76%	76%								

1990
LOYOLA MARYMOUNT 62 • ALABAMA 60
Sweet 16
Oakland-Alameda County Coliseum • Oakland, Calif.
March 23, 1990 (Regional Semifinal)

ALABAMA	21	39	F								
LOYOLA MARYMOUNT	22	40	60								
ALABAMA											
Player	FG	3FG	FT	REB	PTS	A	TO	B	S	MIN	
Robert Horry	8-16	0-3	5-7	5	21	3	8	3	2	36	
Melvin Cheatum	10-18	0-0	1-2	9	21	1	2	2	1	36	
David Benoit	2-5	0-0	0-0	5	4	0	0	1	0	20	
Gary Waites	1-1	1-1	0-0	2	3	3	3	1	0	39	
James Sanders	3-7	0-3	2-3	5	8	5	0	0	0	40	
Keith Askins	1-4	0-0	1-2	9	3	1	6	2	0	28	
Marcus Webb	0-0	0-0	0-0	0	0	0	0	0	0	1	
Totals	25-51	1-7	9-14	40	60	13	24	9	3	200	
1st			2nd			Total					
FG %	32%	65%	49%								
3FG %	0%	25%	14%								
FT %	83%	50%	64%								

LOYOLA MARYMOUNT	62										
Player	FG	3FG	FT	REB	PTS	A	TO	B	S	MIN	
Bo Kimble	9-25	1-5	0-0	6	19	0	2	0	4	38	
Per Stumer	3-8	1-4	0-0	12	7	2	2	0	1	35	
Knight	0-2	0-0	0-0	3	0	1	0	1	0	16	
Walker	0-5	0-0	0-0	0	0	1	1	0	1	18	
Fryer	4-13	3-10	2-2	7	13	2	0	0	4	36	
Peabody	3-6	0-1	1-2	5	7	1	3	0	2	25	
Terrell Lowery	6-15	2-8	2-5	3	16	1	2	0	1	27	
Scott	0-0	0-0	0-0	0	0	0	0	0	0	5	
Totals	25-74	7-28	5-9	39	62	8	10	1	13	200	
1st			2nd			Total					
FG %	30%	36%	34%								
3FG %	17%	31%	25%								
FT %	100%	43%	56%								

1991
ALABAMA 89 • MURRAY STATE 79
No. 4 Seed • Southeast Regional
The Omni • Atlanta, Ga.
March 15, 1991 (First Round)

MURRAY STATE	30	49	F								
ALABAMA	46	43	79								
MURRAY STATE											
Player	FG	3FG	FT	REB	PTS	A	TO	B	S	MIN	
Greg Coble	9-16	4-8	0-0	5	22	4	5	0	1	38	
John Jackson	6-10	0-0	0-0	7	12	1	3	0	1	33	
Popeye Jones	5-16	0-1	1-4	8	11	6	2	2	1	36	
Paul King	6-13	3-9	10-12	3	25	0	2	1	3	38	
Frank Allen	2-14	0-5	0-0	0	4	3	2	0	3	30	
Cedric Gumm	10-1	0-0	3-4	4	3	1	0	0	0	10	
Donald Overstreet	0-0	0-0	0-0	1	0	0	0	0	0	3	
Scott Sivilis	0-1	0-0	2-2	1	2	1	0	0	1	3	
Doug Gold	0-0	0-0	0-0	1	2	0	0	0	0	1	
Totals	28-72	7-23	16-22	42	79	16	15	3	10	200	
1st			2nd			Total					
FG %	31%	46%	39%								
3FG %	30%	31%	30%								
FT %	71%	73%	73%								

ALABAMA	89										
Player	FG	3FG	FT	REB	PTS	A	TO	B	S	MIN	
Robert Horry	8-12	3-5	2-3	5	21	3	0	2	2	27	
Latrell Sprewell	5-7	1-2	1-2	9	12	2	2	1	3	34	
Melvin Cheatum	11-15	0-0	1-2	9	23	2	4	0	3	34	
Gary Waites	3-8	0-5	0-0	5	6	9	2	0	0	30	
Bryant Lancaster	0-3	0-0	0-0	2	0	4	1	0	0	21	
James Robinson	6-11	3-4	0-0	1	15	1	2	0	1	16	
Marcus Webb	2-3	0-0	1-2	3	5	1	2	0	0	14	
Marcus Jones	3-5	0-0	0-0	3	5	1	1	0	0	13	
Marcus Campbell	0-1	0-0	0-0	1	0	0	0	0	0	7	
Darby Rich	0-0	0-0	0-0	0	0	0	0	0	0	2	
Kenneth Rice	0-1	0-0	1-2	0	1	0	2	0	0	2	
Totals	38-66	7-16	6-11	38	89	23	16	3	9	200	
1st			2nd			Total					
FG %	61%	55%	58%								
3FG %	44%	43%	44%								
FT %	50%	57%	55%								

1991
ALABAMA 96 • WAKE FOREST 88
The Omni • Atlanta, Ga.
March 17, 1991 (Second Round)

WAKE FOREST	45	43	F								
ALABAMA	48	48	88								
WAKE FOREST											
Player	FG	3FG	FT	REB	PTS	A	TO	B	S	MIN	
Anthony Tucker	2-3	0-0	1-3	5	5	3	1	0	0	28	
Chris King	13-22	0-1	3-6	4	29	5	2	1	1	37	
Rodney Rogers	8-12	0-1	0-0	12	16	4	5	0	0	39	
Derrick McQueen	4-8	1-2	0-0	4	9	7	0	0	0	38	
Robert Siler	4-7	1-3	2-2	1	11	1	0	0	1	29	
Trelonnie Owens	2-2	0-0	0-0	2	4	1	3	0	0	5	
Randolph Childress	5-10	1-5	3-3	0	14	6	2	0	1	23	
Tom Wise	0-0	0-0	0-0	0	0	0	0	0	0	1	
Totals	38-64	3-12	9-14	31	88	27	13	1	3	200	
1st			2nd			Total					
FG %	65%	55%	59%								
3FG %	33%	22%	25%								
FT %	50%	83%	64%								

ALABAMA	96										
Player	FG	3FG	FT	REB	PTS	A	TO	B	S	MIN	
Latrell Sprewell	7-17	0-1	7-7	6	21	6	1	0	0	40	
Melvin Cheatum	8-17	0-0	5-7	9	21	1	2	0	0	39	
Robert Horry	6-9	2-4	2-2	7	16	2	1	0	1	28	
Gary Waites	8-11	5-6	0-0	2	21	10	2	0	2	39	
Bryant Lancaster	0-2	0-1	0-0	1	0	1	0	1	0	5	
James Robinson	5-14	2-6	3-4	6	15	2	2	0	1	35	
Marcus Webb	1-1	0-0	0-0	2	2	1	0	0	0	12	
Marcus Campbell	0-0	0-0	0-0	0	0	1	0	0	0	1	
Marcus Jones	0-1	0-0	0-0	0	0	0	0	0	0	1	
Totals	35-72	9-18	17-20	37	96	24	8	0	5	200	
1st			2nd			Total					
FG %	50%	47%	49%								
3FG %	64%	29%	50%								
FT %	100%	84%	85%								

1991
ARKANSAS 93 • ALABAMA 70
Sweet 16
Charlotte Arena • Charlotte, N.C.
March 21, 1991 (Regional Semifinal)

ALABAMA	37	33	F							
ARKANSAS	40	53	70							
ALABAMA										
Player	FG	3FG	FT	REB	PTS	A	TO	B	S	MIN
Latrell Sprewell	5-11	0-0	0-0	4	10	4	6	2	0	34
Melvin Cheatum	6-11	0-0	1-1	12	13	0	2	0	3	38
Robert Horry	7-15	1-3	3-4	11	18	1	5	3	1	37
Gary Waites	1-4	0-1	0-0	3	2	4	5	0	1	35
Bryant Lancaster	0-1	0-1	0-0	1	0	1	0	0	0	5
Marcus Jones	1-1	0-0	0-0	0	2	2	2	0	0	7
James Robinson	7-15	3-5	4-6	2	21	0	4	1	0	34
Marcus Campbell	0-0	0-0	0-0	0	0	1	0	0	0	1
Marcus Webb	2-4	0-0	1-1	2						

ALABAMA NCAA TOURNAMENT BOX SCORES

2005
MILWAUKEE 83, ALABAMA 73
No. 5 Seed
Wolstein Center • Cleveland, Ohio
March 17, 2005 (First Round)

ALABAMA	32	41	73
UW-MILWAUKEE	45	38	83

Player	FG	3FG	FT	REB	PT	A	TO	B	S	MIN
Chuck Davis	3-5	0-0	4-4	7	10	0	3	2	0	37
Kennedy Winston	7-16	1-5	5-6	4	20	4	5	0	0	37
Jermareo Davidson	4-0-0	0-2	10	8	1	2	1	1	31	
Earnest Shelton	5-11	2-7	1-2	5	13	4	2	0	1	35
Ronald Steele	5-7	4-5	2-2	3	16	8	3	0	0	40
Evan Brock	0-1	0-0	0-0	1	0	0	1	0	0	6
Jean Felix	2-6	2-6	0-0	2	6	0	3	0	1	13
Justin Jonus	0-0	0-0	0-0	0	0	0	0	0	0	1
Totals	26-50	9-23	12-16	34	73	17	19	3	3	200

1st	2nd	Total	
FG %	55%	50%	52%
3FG %	33%	41%	39%
FT %	86%	67%	75%

Player	FG	3FG	FT	REB	PT	A	TO	B	S	MIN
Joah Tucker	6-12	1-3	8-14	4	21	3	2	0	1	33
Adrian Tigert	4-4	2-2	0-0	7	10	4	0	0	1	31
Chris Hill	3-7	3-4	0-1	0	9	4	1	0	0	32
Ed McCants	8-15	5-9	0-1	1	21	2	0	0	2	28
Boo Davis	2-5	1-3	5-6	1	10	1	1	0	1	23
Mark Pancratz	0-0	0-0	0-0	0	0	0	0	0	0	9
Allan Hanson	0-0	0-0	0-0	0	0	1	1	0	0	4
Jason McCoy	1-4	0-0	4-4	5	6	1	1	1	1	15
James Wright	0-1	0-0	2-2	3	2	3	0	0	0	20
Derrick Ford	2-2	0-0	0-0	2	4	0	1	0	0	5
Totals	26-50	12-21	19-28	22	83	20	7	1	6	200

1st	2nd	Total	
FG %	55%	50%	52%
3FG %	63%	40%	57%
FT %	86%	67%	75%

2006
ALABAMA 90 • MARQUETTE 85
10th Seed
Oakland Regional
Cox Arena • San Diego, Calif.
March 16, 2006 (First Round)

MARQUETTE	30	55	85
ALABAMA	44	46	90

Player	FG	3FG	FT	REB	PTS	A	TO	B	S	MIN
Steve Novak	5-10	5-9	2-2	5	17	1	0	0	2	33
Ousmane Barro	6-7	0-0	1-2	3	13	1	2	3	3	27
Dominic James	7-14	2-5	4-4	3	20	5	2	1	2	32
Jerel McNeal	5-8	0-1	0-0	3	10	3	3	0	0	26
Joe Chapman	3-9	0-4	3-4	3	9	0	0	0	0	26
Dan Fitzgerald	2-4	0-2	2-2	3	6	1	1	0	2	15
Wesley Matthews	4-8	0-1	2-5	3	10	2	2	0	0	24
Chris Grimm	0-0	0-0	0-0	0	0	0	1	0	0	9
Jamil Lott	0-1	0-0	0-0	0	0	0	1	0	0	8
Totals	32-61	7-22	14-19	28	85	13	12	4	9	200

1st	2nd	Total	
FG %	46%	57%	53%
3FG %	30%	33%	32%
FT %	63%	82%	74%

Player	FG	3FG	FT	REB	PTS	A	TO	B	S	MIN
Evan Brock	1-2	0-0	0-0	1	2	0	1	0	0	13
Jermareo Davidson	9-19	0-0	3-6	12	21	4	1	2	0	39
Richard Hendrix	3-5	0-0	0-2	7	6	2	4	0	3	31
Brandon Hollinger	0-3	0-3	2-2	2	2	0	1	0	0	13
Ronald Steele	5-9	4-6	9-11	5	23	8	5	1	1	38
Alonzo Gee	2-6	0-3	1-2	4	5	1	0	0	0	31
Jean Felix	8-11	8-11	7-8	1	31	0	2	0	0	35
Totals	28-55	12-23	22-31	32	90	15	14	3	4	200

1st	2nd	Total	
FG %	50%	52%	51%
3FG %	46%	60%	52%
FT %	55%	80%	71%

2006
UCLA 62 • ALABAMA 59
Cox Arena • San Diego, Calif.
March 18, 2006 (Second Round)

ALABAMA	30	29	59
UCLA	30	32	62

Player	FG	3FG	FT	REB	PT	A	TO	B	S	MIN
Evan Brock	0-1	0-0	0-0	8	0	1	4	0	0	21
Jermareo Davidson	5-7	0-0	2-3	2	12	1	2	1	0	28
Richard Hendrix	5-8	0-0	2-4	9	12	0	1	1	3	35
Brandon Hollinger	0-0	0-0	0-0	0	0	0	0	0	0	5
Ronald Steele	5-11	2-6	9-12	2	21	4	4	0	1	39
Alonzo Gee	3-7	0-1	3-4	3	9	0	2	1	1	38
Jean Felix	1-5	0-4	3-4	3	5	4	1	0	2	34
Totals	19-39	2-11	19-25	30	59	10	15	3	7	200

1st	2nd	Total	
FG %	61%	38%	49%
3FG %	33%	0%	18%
FT %	86%	72%	76%

Player	FG	3FG	FT	REB	PT	A	TO	B	S	MIN
Cedric Bozeman	2-4	0-1	1-2	4	5	7	0	0	2	31
L.R. Mbah a Moute	4-4	0-0	1-5	6	9	3	2	0	1	34
Ryan Hollins	5-5	0-0	2-4	4	12	0	0	3	0	30
Jordan Farmar	6-13	5-10	1-2	0	18	3	5	1	1	34
Aron Afflalo	5-13	3-9	0-0	2	13	1	1	0	0	36
Darren Collison	1-3	1-3	0-0	0	3	3	1	0	1	14
Alfred Aboya	1-2	0-0	0-0	0	2	0	1	0	0	10
Lorenzo Mata	0-1	0-0	0-0	0	0	0	0	0	0	7
Michael Roll	0-2	0-2	0-0	0	0	0	0	0	0	4
Totals	24-47	9-25	5-13	21	62	17	10	4	5	200

1st	2nd	Total	
FG %	50%	52%	51%
3FG %	39%	33%	36%
FT %	50%	36%	39%

2012
CREIGHTON 58 • ALABAMA 57
9th Seed
Greensboro Regional
Greensboro Coliseum • Greensboro, N.C.
March 16, 2012 (Second Round)

ALABAMA	30	27	57
CREIGHTON	23	35	58

Player	FG	3FG	FT	REB	PTS	A	TO	B	S	MIN
JaMychal Green	6-10	0-0	0-0	6	12	1	5	3	1	36
Trevor Lacey	4-6	3-5	2-4	5	13	2	1	0	2	34
Trevor Releford	5-10	2-6	2-2	4	14	4	2	1	1	37
Levi Randolph	2-9	1-3	2-6	5	7	0	1	0	0	30
Andrew Steele	2-6	1-1	0-0	5	5	1	0	0	0	28
Cha. Hankerson	1-3	0-1	0-0	0	2	1	0	0	0	9
Ben Eblen	0-0	0-0	0-0	1	0	0	0	0	1	4
Nick Jacobs	2-3	0-0	0-0	3	4	0	0	0	0	18
Rodney Cooper	0-1	0-1	0-0	0	0	0	0	0	0	4
TEAM				3						
Totals	22-48	7-17	6-12	32	57	9	9	4	5	200

1st	2nd	Total	
FG %	47.8%	44.0%	45.8%
3FG %	44.4%	37.5%	41.2%
FT %	66.7%	33.3%	50.0%

Player	FG	3FG	FT	REB	PTS	A	TO	B	S	MIN
D. McDermott	6-12	1-2	3-4	10	16	0	2	1	0	37
Greg Echenique	3-8	0-0	0-3	5	6	0	0	1	0	26
Grant Gibbs	4-6	1-2	1-2	6	10	4	1	0	1	38
Jahenns Manigat	2-5	2-5	0-0	2	6	1	0	0	0	17
Antoine Young	1-5	0-1	0-0	1	2	5	2	0	0	31
Austin Chatman	1-1	0-0	0-0	0	2	2	0	0	0	9
Josh Jones	2-5	2-4	1-4	1	7	2	0	0	2	23
Ethan Wragge	3-6	3-6	0-0	2	9	0	1	1	1	14
Totals	22-50	9-21	5-13	31	58	14	7	3	4	200

1st	2nd	Total	
FG %	34.6%	54.2%	44.0%
3FG %	38.5%	50.0%	42.9%
FT %	0.0%	41.7%	38.5%

2018
ALABAMA 86 • VIRGINIA TECH 83
9th Seed
PPG Paints Arena • Pittsburgh, Pa.
March 15, 2018 (First Round)

ALABAMA	41	45	86
VIRGINIA TECH	43	40	83

Player	FG	3FG	FT	REB	PTS	A	TO	B	S	MIN
Collin Sexton	7-14	1-5	10-14	3	25	6	5	0	0	33
Donta Hall	5-5	0-0	0-0	3	10	0	0	0	1	25
Dazon Ingram	2-5	1-2	4-8	7	9	4	3	1	1	26
Herbert Jones	3-4	0-0	0-0	4	6	3	4	1	1	34
Braxton Key	0-2	0-1	0-0	1	0	1	1	0	0	17
John Petty	6-9	6-8	2-2	3	20	3	0	0	0	29
Galin Smith	4-5	0-0	0-0	3	8	1	0	1	0	19
Avery Johnson Jr.	3-5	0-2	2-3	0	8	1	0	0	0	10
Alex Reese	0-1	0-0	0-0	1	0	0	0	0	0	7
Totals	30-50	8-18	18-27	26	86	19	17	3	3	200

1st	2nd	Total	
FG %	59.3%	60.9%	60.0%
3FG %	50.0%	37.5%	44.4%
FT %	80.0%	63.6%	66.7%

Player	FG	3FG	FT	REB	PTS	A	TO	B
--------	----	-----	----	-----	-----	---	----	---

ALABAMA NCAA TOURNAMENT BOX SCORES

2021
ALABAMA 68 • IONA 55
 No. 2 Seed
 Hinkle Fieldhouse • Indianapolis, Ind.
 March 20, 2021 (First Round)

ALABAMA	33	35	68
IONA	32	23	55

ALABAMA											68
Player	FG	FT	REB	PTS	A	TO	B	S	MIN		
Herb Jones	8-15	4-4	6	20	2	5	0	3	39		
John Petty Jr.	3-13	3-8	7	10	1	4	2	1	31		
Keon Ellis	1-3	4-4	5	2	3	1	1	1	21		
Jaden Shackelford	1-3	1-2	4	10	2	1	0	1	29		
Jordan Bruner	0-2	3-4	4	3	0	0	0	2	12		
James Rojas	0-0	0-0	0	0	0	0	0	0	4		
Juwon Gary	2-2	2-3	4	3	0	0	0	1	20		
Alex Reese	2-2	0-0	4	6	0	2	0	1	23		
Jahvon Quinerly	5-7	1-1	3	11	2	1	0	0	21		
Totals	25-53	13-23	42	68	10	14	3	10	200		

	1st	2nd	Total
FG %	41%	54%	47%
FT %	64%	50%	57%

IONA											55
Player	FG	FT	REB	PTS	A	TO	B	S	MIN		
Isaiah Ross	8-18	0-0	5	19	0	3	0	1	35		
Asante Gist	6-16	2-2	1	16	2	5	0	1	32		
Nelly Joseph	3-5	0-0	6	2	2	2	3	1	33		
Berrick JeanLouis	3-8	0-0	3	10	1	2	4	1	27		
Dwayne Koroma	0-1	0-0	3	3	0	3	0	0	17		
Dylan van Eyck	1-4	2-3	2	0	1	0	1	1	23		
Ryan Myers	2-6	0-0	3	3	2	0	0	1	16		
Parker Weiss	0-1	0-0	0	6	0	0	0	1	10		
Osborn Shema	0-0	0-0	2	11	0	0	0	0	7		
Totals	23-59	4-5	26	55	8	14	3	10	200		

	1st	2nd	Total
FG %	39%	39%	39%
FT %	100%	67%	80%

2021
ALABAMA 96 • MARYLAND 77
 Bankers Life Fieldhouse • Indianapolis, Ind.
 March 22, 2021 (Second Round)

ALABAMA	46	50	96
MARYLAND	38	39	77

ALABAMA											96
Player	FG	FT	REB	PTS	A	TO	B	S	MIN		
Herb Jones	2-4	2-2	6	6	1	3	0	0	17		
John Petty Jr.	7-15	2-2	6	20	2	1	0	2	32		
Keon Ellis	2-3	0-0	3	4	0	1	3	1	17		
Jaden Shackelford	6-11	4-4	3	21	3	1	0	1	32		
Joshua Primo	4-6	2-4	4	10	0	0	0	0	23		
Jordan Bruner	0-0	0-0	0	0	0	0	0	0	2		
James Rojas	0-0	0-0	0	0	0	0	0	0	2		
Juwon Gary	2-4	2-2	7	6	1	0	1	0	25		
Alex Reese	5-7	0-0	5	13	1	0	0	1	13		
Jahvon Quinerly	6-15	0-0	5	14	11	3	0	0	29		
Keon Ambrose Hylton	1-1	0-0	0	2	0	0	0	0	1		
Kendall Wall	0-0	0-0	0	0	0	0	0	0	1		
Totals	35-66	10-10	40	96	19	10	4	5	200		

	1st	2nd	Total
FG %	52%	55%	53%
FT %	100%	100%	100%

MARYLAND											77
Player	FG	FT	REB	PTS	A	TO	B	S	MIN		
Aaron Wiggins	11-17	0-2	6	27	3	3	0	2	39		
Eric Ayala	5-14	1-2	6	13	1	1	0	1	31		
Donta Scott	5-10	0-1	0	12	5	1	0	1	21		
Darryl Morsell	4-8	2-2	2	10	3	0	1	0	29		
Hakim Hart	3-4	0-0	2	6	4	2	0	2	12		
Jairus Hamilton	2-5	0-0	3	5	1	0	0	0	4		
Galvin Smith	1-1	0-0	0	2	0	0	0	0	20		
Chol Marial	1-1	0-0	0	2	0	0	0	0	23		
Reese Mona	0-0	0-0	0	0	0	1	0	0	21		
Totals	32-60	3-7	19	77	17	8	1	6	200		

	1st	2nd	Total
FG %	50%	57%	53%
FT %	0%	43%	43%

2021
UCLA 88 • ALABAMA 78
 Hinkle Fieldhouse • Indianapolis, Ind.
 March 28, 2021 (Third Round)

ALABAMA	29	36	13	78
UCLA	40	25	23	88

ALABAMA											78
Player	FG	FT	REB	PTS	A	TO	B	S	MIN		
Herb Jones	3-6	2-7	9	8	3	4	3	1	30		
John Petty Jr.	4-5	4-4	9	16	1	1	0	1	42		
Keon Ellis	4-5	1-3	9	10	0	1	0	3	23		
Jaden Shackelford	2-7	0-0	4	4	0	5	0	0	29		
Jordan Bruner	1-1	0-0	0	3	2	1	1	0	12		
Joshua Primo	2-6	2-3	2	6	0	0	1	0	17		
Juwon Gary	4-5	0-2	5	8	0	1	0	1	24		
Alex Reese	1-2	0-0	4	3	0	0	0	0	13		
Jahvon Quinerly	8-22	2-4	3	20	3	1	0	0	35		
Totals	30-69	11-25	46	78	9	14	5	6	225		

	1st	2nd	OT	Total
FG %	44%	46%	38%	44%
FT %	40%	54%	0%	44%

UCLA											88
Player	FG	FT	REB	PTS	A	TO	B	S	MIN		
Jaime Jaquez Jr	6-13	3-4	8	17	3	1	1	3	45		
Jules Bernard	4-15	5-5	6	17	2	3	0	0	42		
Tyger Campbell	5-8	3-5	2	13	5	1	1	2	31		
Johnny Juzang	5-18	2-2	4	13	1	0	0	2	30		
Cody Riley	5-10	0-0	5	10	0	1	4	0	26		
David Singleton	4-5	4-5	3	15	0	0	0	0	20		
Jayden Clark	0-2	3-4	9	3	0	1	1	0	19		
Jake Kyman	0-3	0-0	1	0	1	0	0	1	11		
Kenneth Nwuba	0-0	0-0	0	0	0	0	0	0	1		
Totals	29-74	20-25	42	88	12	8	7	8	225		

	1st	2nd	OT	Total
FG %	46%	27%	63%	52%
FT %	100%	67%	85%	80%



2021-22 RADIO/TV CHART



NOAH GURLEY
FORWARD Gr. • 6-8 • 215
 Fayetteville, Ga.
 (Furman/Fayette County HS)



JUSAUN HOLT
GUARD Fr. • 6-6 • 190
 Tacoma, Wash.
 (St. Francis Day School)



DARIUS MILES
FORWARD So. • 6-6 • 185
 Washington, D.C.
 (IMG Academy)



JD DAVISON
GUARD Fr. • 6-3 • 195
 Latohatchee, Ala.
 (Calhoun HS)



JUWAN GARY
FORWARD So. • 6-6 • 218
 Columbia, S.C.
 (West Charlotte HS)



JADEN SHACKELFORD
GUARD Jr. • 6-3 • 200
 Hesperia, Calif.
 (Hesperia HS)



CHARLES BEDIAKO
CENTER Fr. • 7-0 • 225
 Brampton, Ontario
 (IMG Academy)



DELANEY HEARD
GUARD So. • 6-3 • 198
 Canton, Ga.
 (Oak Hill Academy)



JAHVON QUINERLY
GUARD Jr. • 6-1 • 175
 Hackensack, N.J.
 (Villanova/Hudson Catholic HS)



KEON ELLIS
GUARD Sr. • 6-6 • 175
 Eustis, Fla.
 (Florida SW State/Leesburg HS)



TYLER BARNES
FORWARD Gr. • 6-8 • 210
 Louisville, Ky.
 (St. Xavier HS)




BRITTON JOHNSON
GUARD Sr. • 6-4 • 185
 Mountain Brook, Ala.
 (Mountain Brook HS)



KEON AMBROSE-HYLTON
FORWARD So. • 6-8 • 215
 Toronto, Ontario
 (Andrews Osborne Academy)



JADEN QUINERLY
GUARD So. • 6-0 • 155
 Hackensack, N.J.
 (Ramsey HS)




NIMARI BURNETT
GUARD So. • 6-4 • 190
 Chicago, Ill.
 (Texas Tech/Prolific Prep)



ADAM COTTRELL
GUARD Jr. • 6-3 • 200
 Flowery Branch, Ga.
 (Lakeview Academy)



JAMES ROJAS
FORWARD Sr. • 6-8 • 220
 Jamestown, N.Y.
 (Hutchinson CC/Jamestown HS)



ALEX TCHIKOU
FORWARD R-Fr. • 6-11 • 230
 Paris France
 (Dream City Christian HS)



NATE OATS
HEAD COACH
 3rd Season



CHARLIE HENRY
ASSISTANT COACH
 3rd Season



BRYAN HODGSON
ASSISTANT COACH
 3rd Season



ANTOINE PETTWAY
ASSISTANT COACH
 11th Season