



NOTRE DAME

BASEBALL

Fighting Irish Media

Matt Paras • mparas1@nd.edu

401-215-5656 (cell)

GAME NO. 43

#8 NOTRE DAME (31-11) VS. NORTHWESTERN (22-25)

SERIES AT-A-GLANCE

Date	Time	Opponent	Location	Probable Starters	TV
May 17	4 p.m. ET	at Northwestern	Rocky and Berenice Miller Park	RHP Liam Simon (1-0, 5.62 ERA) vs. TBA	B1G+

BY THE NUMBERS

.711	The Irish own a 32-13 record (.711) on the road under head coach Link Jarrett.
.745	The Irish are 76-26 (.745) since the start of the 2020 season. That winning percentage ranks third in the NCAA over the past three seasons, trailing Tennessee and Arkansas.
.982	Notre Dame is ninth in the NCAA and first in the ACC in fielding percentage with a .982 mark this season. The Irish have committed 29 errors in 1,136 putout opportunities this season.
1	The Irish swept #5 Florida State on the road from April 1-3 (2-0 (12), 5-4, 9-7). It was the first time the Irish have swept a Top-5 team on the road in program history.
1.25	Notre Dame is 12th in the NCAA and second in the ACC with a 1.25 WHIP this season. They have surrendered 310 hits and 162 walks in 378.2 innings pitched.
3.76	The Irish rank 14th nationally and are third in the ACC in team ERA with 3.76. They have given up 158 earned runs in 378.2 innings this season.
7.32	The Irish are sixth in the NCAA and first in the ACC with 7.37 hits allowed per nine innings. They have given up 310 hits in 378.2 innings pitched this season.
11.0	The Irish rank sixth in the NCAA and second in the ACC in strikeouts per nine innings with 11.0. The Irish pitching staff has struck out 462 batters in 378.2 innings this season.
11	The Irish scored 11 runs in the sixth inning against Boston College, the most in a single inning this season. It was the most runs in an inning since April 24, 2021, when the Irish scored 12 runs in the eighth inning against Boston College.
12	John Michael Bertrand set a career high with 12 strikeouts against #5 Florida State on April 1. It was the most strikeouts in a game for an Irish pitcher since Cameron Brown struck out 12 against Florida State on March 23, 2019.
12.0	John Michael Bertrand (7.2 IP), Ryan McLinskey (1.2 IP), Aidan Tyrell (1.0) and Alex Rao (1.2 IP) combined to shutout #5 Florida State in 12.0 innings in the 2-0 Irish win on April 1. It was the first time in program history that the Seminoles had been shutout in an extra inning game.
13	The Irish are 13-1 in mid-week games during Link Jarrett's tenure. They are 8-1 this season with a road win over Elon and home wins over Valparaiso (2x), Northern Illinois, Butler, Michigan, Purdue Fort Wayne and Michigan State.
18	The Irish struck out 18 batters in the 2-0 win over #5 Florida State on April 1. It was the most strikeouts in a game for the Irish pitching staff since May 16, 2008, when they struck out 18 against South Florida.
22	The Irish allowed three runs or less for the 22nd time this season in the 8-1 win over Pitt on May 14. They are 22-0 this season and 48-2 overall under Jarrett in games they allow three runs or less.
42	The Irish scored 42 runs in their series sweep of Wake Forest on April 22-24. It set the program record for most runs in an ACC series since joining the conference in 2014. It was the most runs in a three-game conference series since 1993 when the Irish scored 48 runs in a sweep of Dayton when they were members of the Midwestern Collegiate Conference.
61	Outfielder Spencer Myers has 61 steals in his Irish career and ranks seventh all-time in program history for career steals. He trails Dan Bautch by seven for sixth place in program history.

Irish and Wildcats Clash in Evanston

- The Irish hit the road to kick off their final road trip of the regular season with a midweek matchup against Northwestern.
- It will be the seventh time the Irish face a team from the Big Ten Conference this season and are 5-1 in those games so far.
- It will be the 137th meeting all-time between the two schools and the Irish hold a 76-60-1 advantage over the Wildcats.
- Northwestern leads the series 30-26-1 in games played in Evanston but the Irish have won the last three games against the Wildcats.
- In the last game between the two teams, the Irish won 12-4 in Evanston on May 14, 2019. The Irish hit three home runs in the win, including Spencer Myers' first career home run in the sixth.
- Northwestern heads into the matchup with a 22-25 overall record and are 8-13 in conference play.
- They are coming off a 1-2 weekend after they dropped the weekend series against Purdue at home.
- The Irish are 33-11 heading into the matchup after going 2-1 over the weekend in a series win over Pitt.

Irish Clinch Another ACC Series in 8-1 Win Over Pitt

- The Irish had another strong performance on the mound and at the plate in the 8-1 win over Pitt to clinch the series.
- With the win, the Irish secured their sixth ACC series win of the season and improved to 7-1-1 under head coach Link Jarrett in home ACC series over the past two seasons.
- The Irish had a balanced approach at the plate as nine different players recorded a hit and they scored in five of the eight innings.
- Jack Penney tied a career-high with two hits and he led the team on the day with David LaManna and Zack Prajzner also having multi-hit games.
- On the mound, Austin Temple set a career high with 10 strikeouts over the first four innings of the game.
- Temple had two strikeouts in the first and second inning while he had three strikeouts in the third and the fourth.
- Will Mercer earned the win after tossing 3.1 innings of scoreless relief. He allowed only two hits and no walks in his outing.
- It was the 22nd time the Irish have limited their opponents to three runs or less this season and the Irish are 22-0 in those games.



AT A GLANCE

2022 ACC STANDINGS

Atlantic	ACC	Overall
Notre Dame	15-9	31-11
Louisville	16-10-1	35-15-1
Florida State	15-12	32-18
NC State	14-12	32-17
Wake Forest	12-14-1	35-16-1
Clemson	10-16	32-20
Boston College	5-22	19-30
Coastal	ACC	Overall
Miami	18-9	37-14
Virginia Tech	16-9	36-11
Virginia	16-11	37-13
Pitt	13-13	27-22
North Carolina	12-15	31-19
Georgia Tech	12-15	28-21
Duke	10-17	21-29

IRISH IN THE POLLS

	BA	BW	CP	CB	D1	PG
Preseason	4	9	11	10	13	5
Feb. 21	2	13		6	13	6
Feb. 28	3	13	12	9	12	6
Mar. 7	3	7	8	8	9	3
Mar. 14	1	5	7	7	6	1
Mar. 21	11	15	15	19	12	9
Mar. 28	14	16	19	29	16	13
Apr. 4	12	13	13	15	13	6
Apr. 11	10	9	9	7	10	4
Apr. 18	14	14	15	17	18	13
Apr. 25	13	16	12	15	18	12
May 2	8	16	13	17	16	13
May 9	8	15	14	17	16	13
May 16	8		13	18	14	11
May 23						
May 30						
Final						

BA: Baseball America; BW: National Collegiate Baseball Writer's Association; CP: USA Today Coaches Poll; CB: Collegiate Baseball Newspaper; D1: D1Baseball.com; PG: Perfect Game

Coetzee III, Bertrand Push Irish Past Panthers

- Brooks Coetzee III and John Michael Bertrand led the Irish to an 8-3 win in the series opener against Pitt.
- Coetzee III got hits in his first three at-bats at the plate, including his team-high 10th home run in the fourth inning.
- It was the second-straight game with a home run for Coetzee III and he finished 3-for-4 from the plate with two runs and two RBI.
- Bertrand picked up his seventh win of the season after 7.0 innings of work and he allowed just two runs, now walks and tallied nine strikeouts.
- It was the fifth time this season Bertrand has gone 7.0 innings or longer and the eighth start this year he has given up two earned runs or less.

Among the Nation's Best

- Since the start of the 2020 season, the Irish have been one of the most consistent teams over the past three seasons.
- Notre Dame is 76-26, good for a .745 winning percentage over that period.
- That ranks third overall in the NCAA, trailing only Tennessee and Arkansas.

School	Record Since 2020	Win Pct.
Tennessee	110-27	.803
Arkansas	98-32	.754
NOTRE DAME	76-26	.745
UC Santa Barbara	91-32	.740
Texas	99-37	.728
Old Dominion	90-35	.720
Texas Tech	90-36	.714
Vanderbilt	96-39	.711
East Carolina	91-37	.711
San Diego	76-32	.704

- Among ACC teams, the Irish have the best winning percentage over the past three seasons.

School	Record Since 2020	Win Pct.
NOTRE DAME	76-26	.745
NC State	83-39	.680
Miami	82-39	.678
Virginia	86-44	.662
Louisville	75-41-1	.645

ACC Dominance

- Since Link Jarrett arrived in South Bend, the Irish have been the class of the conference over the past two-plus seasons.
- Notre Dame is 43-19 (.694) in ACC games since 2020, the best winning percentage of any school in the conference.

- The 43 conference wins over the last three seasons are the most by any school in the league.
- The Irish are 17-3-1 in ACC series over that time and eight of the 17 series wins have been sweeps.
- The eight ACC sweeps eclipses the seven sweeps the Irish had over the six seasons prior to Jarrett when they joined the conference in 2014.
- In 2022, the Irish are 6-2 in ACC series with four of the series wins coming via a sweep. They swept the Wolfpack in an abbreviated two-game series on the road, swept the fifth-ranked Seminoles in Tallahassee and swept Clemson and Wake Forest at home.

School	ACC Record Since 2020	Win Pct.
NOTRE DAME	43-19	.694
Miami	41-24	.631
Louisville	34-27-1	.556
NC State	34-28	.548
Virginia	36-30	.545
Florida State	36-30	.545

Home Sweet Home

- After not being able to play a home game in his first season due to the pandemic, the Irish have been dominant at Frank Eck Stadium over the past two seasons.
- The Irish hold a 33-10 (.767) record at home under Link Jarrett and are 17-3 (.850) in home games during the 2022 season.
- The 17 wins at home this season are the most in a single season since 2017 when the Irish won 18 games at Frank Eck Stadium.
- Notre Dame is 8-1-1 in home ACC series since Jarrett took over and three of those eight series wins have been sweeps.
- They are undefeated in home midweek matchups over the past two seasons. They won all three home midweeks in 2020 and went 8-0 this season in midweek matchups. The Irish also swept all three games of the 2021 South Bend Regional at Frank Eck Stadium.
- Earlier in the season, the Irish had an 11-game winning streak at home. It was the longest home-winning streak in a single season since 2006 when the Irish won 20-straight games at home.

Big Innings Lead Irish Past Spartans

- The Irish claimed the season series over Michigan State with the 15-6 win at Frank Eck Stadium on May 10. The Irish defeated the Spartans in two of the three matchups across the year.
- It was the third-straight game and 14th time this season the Irish scored in double-digits.
- Two big innings propelled the Irish to the midweek victory and it started with six runs in

AT A GLANCE

2022 The Record When...

Home	17-3
Away	8-6
Neutral	6-2
vs. teams ranked in top 25	2-0
vs. teams ranked in top 10	0-0
vs. teams ranked in top 5	3-0
vs. unranked opponents	26-11
Both teams are ranked	5-0
Neither team is ranked	0-0
ND is ranked higher	28-11
Opponent is ranked higher	3-0
In February	5-1
In March	8-4
In April	14-5
In May	4-1
In June	0-0
Day Games	24-9
Night Games (6 p.m. or later)	7-2
Decided by one run	3-2
Decided by two runs or more	28-9
Scoring first	26-3
Opponent scores first	5-8
Leading after six innings	28-2
Leading after seven innings	26-3
Leading after eight innings	27-1
In extra innings	1-1
Scoring 0-2 runs	2-4
Scoring 3-5 runs	6-6
Scoring 6-9 runs	9-0
Scoring 10+ runs	14-1
Allowing 0-2 runs	16-0
Allowing 3-5 runs	11-3
Allowing 6-9 runs	2-5
Allowing 10+ runs	2-3
Coming off a loss	5-6
vs. Atlantic Coast Conference	15-9
vs. non-conference opponent	16-2
In game one of a three-game series	4-3
In game two of a three-game series	5-2
In game three of a three-game series	4-3
In rubber matches	1-0

the third.

- Ryan Cole blasted his seventh home run of the season to open the scoring in the third.
- Back-to-back doubles from Carter Putz and Jack Zyska scored three runs and Spencer Myers plated the final run on his bases-loaded walk.
- A five-run inning in the seventh put the game out of reach. The Irish had RBI doubles by Putz and Zyska and RBI singles by Coetzee and LaManna.
- On the mound, Jack Findlay had the best start of his young career. He set career highs with 4.0 innings pitched and eight strikeouts.
- He improved to 5-0 this season and is the second Irish pitcher to start the season 5-0 this year (John Michael Bertrand began the year 6-0).
- Matt Bedford made his first career appearance in the win. He tossed 2.0 innings of work with two strikeouts.
- After the third and seventh inning, the Irish have had 18 separate innings this year in which they have scored five or more runs.
- This was the third game this season that they had two innings of five runs or more in the same game.

11-Run Inning Propels Irish to Series Win Over Boston College

- In their first rubber game of the season, the Irish jumped out to an early lead on Boston College with a 5-2 advantage heading into the sixth inning.
- Boston College took their first lead of the game after plating six runs in the frame and held an 8-5 lead.
- The Irish responded in a big way, scoring 11 runs in the bottom half of the inning to take control of the game and eventually led to the 16-10 victory to clinch the series.
- After trailing for the first time in the game, the first four batters in the bottom of the sixth reached base and three of them scored to tie the game at 8-8.
- The Eagles got an out in the inning but the next two runners reached to load the bases for Jared Miller.
- He smashed his first career grand slam, the second slam for the Irish in as many games, to put the Irish back in front for good at 12-8.
- Notre Dame was not done in the inning as they hit two more home runs, an inside-the-park home run from Ryan Cole and a two-run shot by Jack Zyska, to grow the lead to 16-8.
- The 11 runs in the inning were the most for the Irish this season and the most since April 24, 2021, when they scored 12 runs in the eighth against Boston College.
- The Irish hit three home runs in the sixth inning,

the most in a single inning since June 4, 2021 when the Irish hit three home runs in the sixth inning against Central Michigan in the South Bend Regional.

- With the win, the Irish clinched their fifth ACC series win of the season.
- They scored in double-figures for the second-straight game and 14th time this season. It was also the sixth time they have scored in double-digits against an ACC opponent.

Big Opening Inning Leads Irish Past Eagles

- After dropping the first game of the series, the Irish responded with a dominant 11-5 win to even the series.
- The Irish got off to a fast start and scored eight runs in the first inning on Saturday.
- The Irish had three straight hits to start the game and followed with four-straight singles to load the bases.
- Zack Prajzner unloaded for his first career grand slam to put the cap on the eight run-first inning.
- The eight runs ties for the most runs in a single inning for the Irish this season. They scored eight runs in the third inning against Elon.
- Jack Brannigan hit the second home run of the afternoon and his sixth of the season in the fifth inning to extend the Irish lead.
- Brannigan led the way at the plate with a 4-for-4 showing and he tied a career high in hits and runs with three.
- Eight of the nine starters got hits on the afternoon and all nine starters reached base.
- It was the 13th time this season the Irish have scored in double-digits and the fifth time they have done it against an ACC opponent.

Irish Complete Comeback to Sweep Wake Forest

- The Irish overcame a six-run deficit in the fifth and four-run deficit in the seventh to walk-off Wake Forest 13-12 on April 24 to sweep the series.
- The Irish never led the entire game until the bottom of the ninth when Carter Putz singled up the middle and Brooks Coetzee III scored the game-winning run from second.
- The run capped the fourth ACC sweep of the season for the Irish, the most in a single season since joining the conference in 2014.
- It is the most conference sweeps in a single season since 2006 when the Irish swept five series in the BIG EAST.
- The Irish totaled 42 runs in the series against Wake Forest, setting the program record for most runs in an ACC series. The previous record was 36 last season against North Carolina.
- It was the most runs in a three-game conference series since 1993 when the Irish scored 48 runs in

AT A GLANCE

a sweep of Dayton when they were members of the Midwestern Collegiate Conference.

- Jack Zyska had the best game of his career in the win as he was one of the main catalysts in the comeback.
- He hit two home runs in the game for the first time in his career and tied a career high with four RBI.
- His second home run of the game was a three-run shot in the seventh that tied the game up at 12-12, the first time the game was tied since the first inning.
- Eight of the nine starters got hits in the game, all nine starters reached base and six had multi-hit games in the comeback win.
- Zack Prajzner tied a career high with three runs for the second-straight game and Brooks Coetzee III also tied a career high with three runs.

Irish Set Program Record in Series-Clinching Win over Wake Forest

- The Irish set a program record as they clinched another ACC series in the 21-3 win over Wake Forest.
- The 21 runs were the most in program history in an ACC game since joining the conference in 2014. The previous high was 19 last season against North Carolina.
- It was the most runs in a conference game since 2008 when the Irish scored 25 against Georgetown back in the BIG EAST.
- The Irish scored in seven of the eight innings at the plate in the win and scored multiple runs in five of those innings.
- The Irish hit four home runs on the afternoon, the most home runs in a game since they hit four in the 8-1 win over Clemson on April 9.
- David LaManna hit his first home run of the season and Brady Gumpf tallied his first career home run in the win. Zack Prajzner and Jack Brannigan also hit home runs in the game.
- 11 different players recorded a hit in the win and six players had multi-hit games.
- Carter Putz tied a career high with four hits and LaManna set a career high with four RBI. Prajzner tied a career high with three runs.
- It was the third-straight game and the 20th time this season the Irish limited their opponents to three runs or fewer.
- The win clinched the fourth ACC series this season for the Irish and the 17th overall series victory under head coach Link Jarrett.
- The Irish are 17-3-1 all-time in regular season series the past two-plus seasons under Jarrett.

Irish Blow By Demon Deacons in Series-Opening Win

- The Irish battled the conditions in the 8-3 series-opening win over Wake Forest.
- They survived a 1:10 rain delay and got out of a bases-loaded jam when play resumed after the delay.
- In the final two innings at the plate, the Irish scored four runs to put the game out of reach.
- John Michael Bertrand had another strong outing on the mound for the Irish. He went 6.0 innings and allowed just one earned run.
- It was the eighth start this season he has pitched 6.0 innings or more and seventh start this year he has given up one earned run or less.
- Jack Zyska tied a career high with a team-high three hits at the plate and David LaManna added two runs and two hits.
- It was the third-straight game and the 19th time this season the Irish limited their opponents to three runs or fewer.

Blasts Lift Irish Past Purdue Fort Wayne

- Home runs and strong pitching were key in Notre Dame's 12-2 win over Purdue Fort Wayne on April 20.
- Liam Simon tossed a career-best 4.0 innings pitched and tied a career high with eight strikeouts and no walks to start the game.
- Jack Findlay followed with a career high four strikeouts and tied a career high with 3.0 innings pitched.
- Radek Birkholz and Matt Lazzaro combined for the final two innings and allowed just two hits.
- It was the second-straight game and 18th time this season the Irish have held their opponents to three runs or fewer.
- The Irish improved to 7-0 in midweek games with the win and they are 12-0 all-time in midweek contests under head coach Link Jarrett.
- At the plate, the Irish scored in each of the last four innings to pull away from the Mastodons.
- A pair of home runs carried the Irish as Jack Zyska (solo) and Ryan Cole (two-run) both hit their fifth home runs of the season in the win. Zyska's home run in the third gave the Irish the lead and Cole's was the cap on a five-run seventh inning to put the game out of reach.
- It was the 11th time this season the Irish have scored 10 runs or more in a game.

Pitching Shines in 5-1 Win Over Valpo

- Notre Dame got the homestand off to a good start with a 5-1 win over Valpo on April 19.
- The pitching staff was on it as they allowed just one run and three hits to the Beacons.
- Jack Brannigan made his first career start and set a career high with 3.0 innings pitched and tied a career high with four strikeouts.

- Roman Kimball followed with a career high 4.0 innings pitched and five strikeouts.
- Aidan Tyrell closed it out with 2.0 innings of work to seal the win. Each of the three Irish pitchers allowed just one hit in their outings.
- It was the 17th time this season the Irish limited their opponent to three runs or less.
- The Irish pitching staff also did not walk a batter in the win. It is the second time this season they have not walked a batter in a game (Stetson).
- At the plate, Carter Putz and Ryan Cole put together multi-hit games and Jack Penney tallied his first career home run.

Myers Slam Carries Irish over Michigan, 14-5

- Notre Dame finished the five-game homestand in style with a 14-5 win over rival Michigan on April 10.
- The win extended the Irish win streak to nine games and they improved to 5-0 in midweek games this season.
- The Irish broke out for five runs in the second and did not look back to improve to 7-1 at home this year.
- Spencer Myers hit his first career grand slam in the second to give the Irish an early lead they would not relinquish. He finished with a career high four RBI to lead the team.
- Zack Prajzner and Brooks Coetzee III both added three RBI each at the plate in the win.
- The offensive outburst was the ninth time this season the Irish have scored 10 or more runs in a game.
- On the mound, sophomore Jackson Dennies picked up his first career win after 1.2 innings of relief.

Road Warriors

- The Irish have been known to be a tough out on the road under head coach Link Jarrett.
- Notre Dame is a combined 32-13 on the road and have won 11 of 13 regular season road series since Jarrett came to South Bend in 2020.
- The Irish swept #5 Florida State on the road this season for their first road series sweep over a Top-5 team in program history.
- The Irish also earned their first series win in Tallahassee in program history with the sweep.
- In Jarrett's tenure, the Irish have won nine ACC road series, while also winning non-conference road series against UAB and Presbyterian in the 2020 season.
- Earlier this season, the Irish won their eighth-straight ACC road series to set a program record for most consecutive conference road series wins.
- It broke the previous record set by the 1991-93 squads that won seven-consecutive conference

AT A GLANCE

series while in the Mid-Western Collegiate Conference.

Irish Sweep Tigers with 9-3 Win

- Notre Dame finished off its second-straight ACC sweep with a convincing 9-3 win over Clemson on April 10.
- They outscored the Tigers 21-5 in the series and limited Clemson to three runs or fewer in all three games.
- The Irish also never trailed against the Tigers at any point during the series and the score was tied for only two full innings the entire weekend.
- It was the 16th time this season the Irish have limited their opponent to three runs or fewer and they are 16-0 in those games this year.
- Carter Putz continued his torrid stretch at the plate, going 2-for-3 with three RBI. He finished the weekend series with eight RBI against the Tigers.
- Danny Neri tied a career high with three hits and tied a career-high with two runs.
- Jared Miller and Ryan Cole both hit home runs in the win, giving the Irish six long balls over the course of the series.
- On the mound the trio of Will Mercer, Roman Kimball and Alex Rao closed out the series sweep as all three pitched at least 2.1 innings each.
- Kimball earned his third win of the season while Rao picked up his first save of the year.
- The sweep is Notre Dame's third ACC sweep this season and the seventh overall in the two-plus seasons under Jarrett.

Blasts Push Irish Past Tigers

- The Irish picked up another ACC series win with the 8-1 win over Clemson on April 9.
- Notre Dame blasted four home runs in the win, the most in a game since the South Bend Regional final when they hit five in the 1-2 win over Central Michigan.
- Nick Juaire and Danny Neri both hit their first career home runs in the win, while Brooks Coetzee III hit his team-leading seventh home run and Carter Putz hit his fifth of the year.
- Putz led the way at the plate for the Irish with a team-high three hits and he tied a career high with five RBI.
- Danny Neri also tallied three hits in a win, setting a new career high.
- Austin Temple earned his third win of the season following 5.1 scoreless innings of work. He tied a career high with nine strikeouts.
- Ryan McLinskey, Jackson Dennies and Radek Birkholz closed out the final 3.2 innings and did not allow an earned run.
- It was the second straight game of the series that

the Irish did not allow an earned run.

- With the win, the Irish won their 16th series under Jarret and the 14th ACC series during his two plus seasons.

Bertrand Lifts Irish Over Clemson

- The Irish got another strong start from John Michael Bertrand to kick start another series in their 4-1 win over Clemson on April 8.
- Coming off his career high 12 strikeouts against Florida State, Bertrand went a season-high 8.1 innings against Tigers and did not allow an earned run.
- It was the longest start by an Irish pitcher over the weekend and he leads the ACC in innings pitched with 53.0.
- It was also the second-straight start for Bertrand without allowing an earned run, which covers a span of 16.0 innings.
- He struck out eight in his outing against the Tigers, the fourth start this season he has had eight more K's.
- At the plate, Spencer Myers, Jack Brannigan and Brooks Coetzee III all had multi-hit games in the win.
- Ryan McLinskey came on for the final two outs to earn his team-high third save of the year.
- Bertrand was named ACC Pitcher of the Week for the second-straight week following his performance against the Tigers.

Irish Grind Out Midweek Win Over Butler

- The Irish got their five-game homestand starting with a 5-2 win over in-state foe Butler.
- The Irish trailed 2-0 after the top of the first but scored once in the first and second inning to tie the game at 2-2.
- Jack Brannigan hit his fourth home run of the season, a solo shot, in the first to get the Irish on the board.
- In the second, Nick Juaire laced an RBI single to left that scored Ryan Cole and tied the game.
- The game stayed level until the sixth when Notre Dame scored three runs in the inning.
- Ryan Cole beat out the throw to home on Zack Prajzner's chopper to third and a throwing error allowed Juaire to score from second. Later in the inning, Prajzner scored on a suicide squeeze from Spencer Myers.
- The bullpen carried the Irish in the win as they tossed 8.1 innings of one hit ball to secure the win.
- The Irish did not allow the Bulldogs to get a hit from the second inning all the way to the eighth when there were already two outs in the frame.
- Jack Findlay earned his third win of the season with 3.0 innings of hitless relief.

- Austin Temple got his second save of the year after setting the Bulldogs down in order in the ninth.
- The win was the 13th time this season that the Irish gave up three runs or less and they are 13-0 in those games.
- The Irish won their 13th consecutive game against Butler and improved to 9-0 in mid-week matchups under head coach Link Jarrett.

Irish Earn Sweep with 9-7 Win over #5 Seminoles

- The bats came alive for the Irish in the 9-7 win over the Seminoles to sweep the series.
- Notre Dame scored multiple runs in four of the nine innings on Sunday, including a game-high three runs in the first inning.
- Ryan Cole hit his second home run of the weekend, a three-run shot off the scoreboard, in the first inning to put the Irish up early.
- Carter Putz also hit his second home run of the weekend, a two-run shot, in the fourth inning to regain the lead for the Irish.
- Cole finished the game 3-for-3 from the plate with two RBI and three runs. He also reached base in all five of his at bats (three hits, walk and hit-by-pitch).
- Putz was 2-for-3 at the plate and also had two RBI and three runs.
- On the mound, the bullpen tossed over eight innings of relief to help seal the win for the Irish.
- Aidan Tyrell pitched a game-high 4.2 innings to earn his fourth win of the season and Jack Brannigan got the final five outs for his first save of the year.
- With the win, the Irish completed the sweep over the fifth-ranked Seminoles. It is the first time in program history they have swept a Top-5 team on the road.

Irish Clinch Series with Comeback Win Over Seminoles

- After trailing heading into the ninth, the Irish battled back to defeat Florida State, 5-4, to clinch the series.
- The Irish broke a 1-1 tie in the fourth inning with a solo home run from Carter Putz.
- The lead held until the seventh inning when the Seminoles took their first lead of the series after scoring three runs in the innings.
- Notre Dame got a run back in eighth with a RBI double from Putz that scored Jack Brannigan to pull within one heading into the ninth.
- In the ninth, the Irish had two runners in scoring position and were down to their final out.
- Jared Miller hit a high chopper up the middle that the second baseman corralled in the shallow outfield. Brooks Coetzee III scored on the play and Jack Penney kept going for home and beat the

AT A GLANCE

throw to regain a 5-4 lead.

- Roman Kimball came back out for the ninth and set the Seminoles down in order to seal the win.
- The win clinched the Irish their first ever series win in Tallahassee in program history.

Irish Outlast Florida State in Extras, 2-0

- The pitcher's duel lived up to the hype as two of the best pitchers in the ACC faced off in the series opener.
- John Michael Bertrand and Parker Messick dueled for eight innings without allowing a run to either team.
- Bertrand had one of the best starts of his Irish career after tossing 7.2 innings of scoreless ball with a career-high 12 strikeouts.
- The 12 strikeouts were the most in a game by an Irish pitcher since 2019.
- The scoreless game carried into extras as neither team scored over the first 11 innings of the game and a runner did not make it past second base.
- In the 12th, Carter Putz doubled with two outs and then advanced to third on a wild pitch.
- Ryan Cole faced a 2-2 count and took the fastball clear over the wall in left for the game's first runs.
- Alex Rao came back out and set the Seminoles down in order to close out the 2-0 win.
- It was the first time in program history that the Seminoles were shut out in an extra inning game.
- The Irish struck out 18 batters in the game, the most in a game since 2008 when they struck out 18 against South Florida.
- Bertrand was named ACC Pitcher of the Week following his performance against the Seminoles.

Irish Run Past Northern Illinois

- The Irish were hot on the base paths and at the plate in the 11-2 win over Northern Illinois.
- They scored double-figure runs for the eighth time this season and had a season-best seven steals.
- The seven steals were the most in a game since 2020, when the Irish tallied seven in a win over Presbyterian.
- Zack Prajzner led the way at the plate with a team-high three hits and three runs. Ryan Cole set a career-high with three steals for the game and Jared Miller hit his first home run of the season.
- The Irish broke the game open after scoring five runs in the sixth inning. It was the 10th time this season the Irish have scored five or more runs in a single inning.
- On the mound, five different pitchers saw action against the Huskies.
- Freshman Roman Kimball earned the win after 2.1 innings of scoreless relief. He allowed just one hit while setting a career high with four strikeouts.
- Fellow freshman Jack Findlay tossed 2.1 innings of

work without allowing a runner to reach base. He tied a career high with three strikeouts.

- The staff limited Northern Illinois to two runs, the ninth time this season they have allowed two runs or fewer.

Top-Ranked Irish Defeat Valparaiso in Home Opener

- After over 5,000 plus miles and 72 hours of travel over the first four weeks of the season, the Irish opened the home slate with a 12-1 win over Valpo on March 15.
- The bats started early as the Irish scored two runs in each of the first three innings to jump out to a 6-0 lead.
- Brooks Coetzee III highlighted the scoring with his team-leading fifth home run of the season in the third inning.
- The Irish deployed a staff day on the mound as six pitchers saw action against the Beacons.
- Jack Findlay, Alex Rao, Caden Aoki, Roman Kimball, Liam Simon and Radek Birkholz all pitched at least an inning for the Irish and allowed just one run and five hits on the afternoon.
- The offense exploded for six runs in the eighth to put the game out of reach.
- Jack Zyska hit his third home run of the season in the eighth and Brady Gumpf added his first career hit, a two-run double, down the left field line.
- The Irish scored in double-figures for the second-straight game and the sixth time this season.
- They also tallied 16 hits, the fifth time this season they have had 15 or more hits.
- On the mound, it was the fifth game this season the Irish have allowed one or fewer runs.

Irish Sweep #17 NC State with 11-4 Win

- The Irish brought the brooms out when they took down #17 NC State 11-4 on March 13 to sweep the weekend series (two games).
- Notre Dame took advantage of a number of Wolfpack miscues as six of the 11 runs for the Irish were scored on errors or wild pitches.
- The Irish plated 11 runs in the game, the fifth time this season they have scored 10 or more runs.
- Carter Putz led the Irish at the plate with a season-high three hits and Jared Miller added a season-high three runs.
- The Irish used big innings in the opening and closing sets of innings against the Wolfpack. They scored three runs in the first inning and scored seven runs over the final two innings.
- On the mound, the duo of John Michael Bertrand and Austin Temple never allowed the Wolfpack to take the lead on the afternoon.
- Bertrand tossed 5.0 innings as he earned his fourth win in as many starts this season.

- Temple pitched 4.0 of relief and tallied his first save with the Irish.
- The Irish allowed only four runs and they have allowed four runs or less in 11 of the 12 games this season.

Irish Score Eight-Unanswered in 8-4 Comeback Win Over #17 NC State

- The Irish faced their biggest deficit of the season when they opened ACC play against No. 17 NC State but battled back to win, 8-4, in 12 innings.
- The Irish trailed 4-0 heading into the seventh but scored three runs in the seventh and tied the game with a run in the eighth.
- Carter Putz got the scoring started with a solo home run, Jack Brannigan scored on a wild pitch and Zack Prajzner drove in Brooks Coetzee III to bring the Irish within one.
- In the eighth, Brannigan tied the game with a two-out RBI single that scored Jared Miller after his lead-off double.
- The bullpen kept the Irish in it as Alex Rao, Radek Birkholz, Ryan McLinskey and Brannigan tossed eight innings of scoreless relief as the Irish built the comeback.
- In the 12th, Zack Prajzner launched a solo home run to left to give the Irish their first lead of the game. They added three more runs in the inning to build out the lead.
- Brannigan came on for the final two outs in the 11th and shut the door in the 12th as he picked up his first win of the season. Four of his five outs that he recorded came via the strikeout.

Coetzee III Powers Irish to Midweek Win

- Brooks Coetzee III has been off to a torrid start and it continued in Notre Dame's 11-3 win over Elon.
- The senior from Mahomet, Illinois led the Irish from the dish after going 2-for-3 with a home run, double and tallied five RBI.
- The home run was his team-leading fourth of the season and he tied a career-high with the five RBI.
- Coetzee's home run was in the middle of an eight-run third inning that broke the game open for the Irish.
- The eight runs in the third tied a season high for most runs in an inning. The Irish also scored eight runs in the first inning against Marist on February 25.
- It is the most runs in an inning since April 24, 2021 when the Irish scored 12 in the eighth against Boston College.
- On the mound, freshman left-hander Jack Findlay made his collegiate debut against the Phoenix.
- He earned the win after 3.0 innings of scoreless ball with three strikeouts.
- A number of Irish pitchers saw time in the win

AT A GLANCE

including Caden Aoki, Matt Lazzaro, Radek Birkholz, Jackson Dennies and Roman Kimball.

- The six pitchers held the Phoenix to three runs to the night. The Irish staff have limited opponents to three runs or fewer in each of the last seven games.

Irish Win Cambria College Classic With 3-1 Victory Over Minnesota

- The Irish clinched the Cambria College Classic with a 3-1 win over Minnesota after another complete team performance.
- The Irish scored in the top of the first after Carter Putz doubled to the gap in right center that scored Jared Miller.
- Danny Neri and Spencer Myers both added to the Irish lead with RBI in the sixth and seventh inning.
- On the mound, Austin Temple was masterful in his best start with the Irish.
- The graduate transfer from Jacksonville carried a no-hitter into the seventh inning until the Gophers got on the board with a solo home run.
- He finished the inning to give him a final line of 7.0 innings pitched, one hit allowed, one walk and tied a career high with nine strikeouts.
- Will Mercer came on in relief and shut the door as he got the final two outs of the game for his first save this season.
- The Irish allowed just one hit in the game for the first time since April 18, 2007, when they gave up one hit in a 1-0 win over Purdue in 10 innings.
- After the game Temple, John Michael Bertrand, Ryan McLinskey and TJ Williams were named to the Cambria College Classic All-Tournament Team.
- Temple was named the tournament MVP and also was named ACC Pitcher of the Week.

Irish Outlast Michigan State

- Hits were hard to come by in Notre Dame's 2-1 win over Michigan State to improve to 2-1 in the Cambria College Classic.
- The Irish did not get their first hit until the 5th inning but made it count when TJ Williams doubled to left and advanced to third on an error.
- He scored on the next play after a sacrifice fly from Brooks Coetzee III.
- The Spartans tied it in the seventh but it lasted only one batter in the bottom of the seventh as the Irish regained the lead.
- Jack Brannigan launched a solo home run to lead off the inning to put the Irish back in front.
- On the mound, John Michael Bertrand pitched his third-straight quality start to begin the 2022 season.
- He went 7.0 innings and allowed just one run and one walk while striking out four.
- Ryan McLinskey came on for the final two innings

and struck out four of the six batters he faced to close the game and earn his second save this year.

- The Irish only tallied two hits in the game but did not strike out at the plate the entire game.
- It is the first time since 2014 that the Irish did not strike out once in a game, a feat that they accomplished three times during the 2014 season.

Irish Cruise Past Illinois to Open Cambria College Classic

- The Irish began the Cambria College Classic with a win after the 6-1 result over the Illini.
- Brooks Coetzee III and TJ Williams both hit solo home runs and Jared Miller and Spencer Myers added 2-RBI singles to give the Irish their run support for the afternoon.
- It was Coetzee's team-leading third home run of the season and Williams' first career home run.
- On the mound, Aidan Tyrell had another strong start to begin the season. He went 5.0 innings to pick up his third win of the year and he allowed just one run and did not walk a batter.
- On the season, Tyrell has only allowed 1 earned run in 16.0 innings pitched.
- Alex Rao relieved Tyrell and tossed 3.0 innings without allowing a run and only one walk.
- Jack Brannigan got the final three outs of the game without allowing a hit to seal the win.

Irish Shutout Monmouth to Sweep Doubleheader

- In their final game in Greenville, the Irish pitching staff put together their best performance of the season in the 9-0 win to sweep the double header.
- Graduate student Austin Temple got the Irish started with five scoreless innings and just two hits allowed. He struck out five after setting a career high last week against Delaware.
- Up next was fellow graduate student Ryan McLinskey, who pitched 1.2 innings with one hit allowed and four of his five outs came via the strikeout.
- Senior Alex Rao came in next for his first appearance of the season and he did not allow a walk or a hit in 1.1 innings pitched, striking out three of the four batters he faced.
- Moving over from third base, junior Jack Brannigan closed the deal in the ninth. He struck out the side to end the game and give the staff 15 total strikeouts, the highest in a game this season.
- At the plate, Zack Prajzner and Danny Neri led the way with 3 RBI each. Neri set a career high with the three runs batted in.
- The 4-5-6 spots in the lineup of Carter Putz, Brannigan and TJ Williams each had a team-high two runs scored.

Bats Stay Hot in 16-2 Victory over Monmouth

- The Irish continued the torrid stretch at the plate in the 16-2 win over Monmouth in the first game of the double header.
- Both teams were scoreless through the first three innings until the Irish scored in the fourth and then scored in each of the last four innings they were at bat.
- A day after going 3-for-3 against Marist, Cole one-upped himself and went 4-for-4 against the Hawks with four RBI and three runs.
- Cole broke the game open in the sixth with his first career grand slam to extend the Irish lead to 8-0 at the time.
- He was the first Notre Dame player to hit a grand slam since Alex Brait last season in the opening series of the season against Wake Forest.
- Carter Putz also went yard in the game, his first of the season, in the fifth inning.
- On the mound, John Michael Bertrand was superb for the second-straight start.
- He tossed seven innings and allowed just one earned run and one walk while striking out a career-high 11 batters.
- It was the most strikeouts in a single game by an Irish player since Cameron Junker tallied 11 against Canisius in 2019.
- Following Bertrand on the mound was freshman Radek Birkholz, who made his collegiate debut against the Hawks.
- He pitched the final two innings without allowing a hit and struck out three batters to close the game.

Offense Explodes in 20-2 Win over Marist

- The Irish offense did not slow down in the second week of the season as they defeated Marist 20-2 on February 25 in Greenville.
- The Irish put up eight runs in the opening frame and never looked back as they scored the most runs in a regular season game since 2008.
- A number of Irish hitters got opportunities at the plate as 15 different players recorded a hit in the win.
- It was the most batters to get a hit in a game for the Irish over the last 16 seasons. The previous record was 13 against Georgetown in 2008.
- Ryan Cole led the Irish at the plate after going 3-for-3 with two runs and an RBI. DM Jefferson had a team-high 3 RBI in the win.
- On the mound, Aidan Tyrell improved to 2-0 after seven scoreless innings allowing just three hits, one walk and struck out five.
- Tyrell has not allowed a run in his 11.0 innings this season.
- Sammy Cooper made his collegiate debut out of the bullpen, tossing the final two innings, to close out the win.

AT A GLANCE

Bats Power Irish to Season-Opening Win over Manhattan

- Notre Dame opened the 2022 season with a bang in the 17-2 win over Manhattan.
- It was the most runs scored in a season opener for the Irish since 2005 when they scored 18 against Florida A&M.
- The Irish tallied three triples in the game, including two in the first inning. It was the first time since April 3, 2016 against Wake Forest that the Irish had three triples in the same game.
- Brooks Coetzee III recorded his first multi-home run game in the win and set a career high with four hits.
- Coetzee III and Jack Brannigan both recorded 4 RBI in the win, the first time two players had 4 or more RBI in the same game since June 5, 2021 against UConn when Niko Kavadas tallied 8 and Ryan Cole had 6.
- The Irish totaled 19 hits in the win, the most since the UConn game when they had 21 during the South Bend Super Regional.
- LHP Aidan Tyrell got the win and tied a career high with six strikeouts. It was the second-straight start dating back to last season that Tyrell totaled six punchouts.
- Six different players made their Irish debuts in the win including DM Jefferson, Joey Spence, Jack Penney, Brady Gumpf, Nick DeMarco and Gerry Peacock.

Bertrand, McLinskey Too Much for Stetson

- In front of a sellout crowd in the second game of the Hatter Classic, the pitching duo of John Michael Bertrand and Ryan McLinskey shut down the hosts Stetson in the 5-3 Irish win.
- Bertrand picked up right where he left off in 2021 with a quality start to open the season.
- He pitched six innings without allowing an earned run and did not walk anybody.
- Bertrand struck out eight batters, one shy of his career high.
- David LaManna led the Irish at the plate with two hits and two RBI. His two-RBI single in the fourth inning extended the Irish lead.
- Following Bertrand on the mound, graduate transfer Ryan McLinskey made his Irish debut in the seventh inning.
- He pitched the final three innings without allowing an earned run or a walk and struckout six to earn the save.
- The Irish did not walk a batter in the win, the second-straight season the Irish had a game without allowing a walk.

- Jared Miller, Carter Putz, David LaManna, Aidan Tyrell and John Michael Bertrand were voted captains by their teammates for the upcoming season.
- Miller is a graduate student and is a two-time team captain after being voted a captain ahead of the 2021 season. He played in 138 games heading into the season in his Irish career. Miller set career highs in 2021 in batting average (.257), home runs (4) and RBI (24).
- Putz is a senior that has played in 110 games in his career heading into the season. He played and started all 47 games last season and tied for the team lead with 57 hits and was second on the team in batting average (.305). He earned second team All-ACC accolades after the regular season and was one of six Irish named to the South Bend Regional All-Tournament Team.
- LaManna is a graduate student who has played in 149 games heading into the season. In 2021, he played in 44 games, made 39 starts and set career-best marks with five home runs, 29 RBI and 21 runs scored. LaManna also finished with a career-best fielding percentage of .997 after committing just two errors in 329 chances.
- Tyrell is a senior who has played in 31 games and made nine starts heading into the season. He finished the 2021 season with career-best numbers across the board in ERA (2.70), wins (5), innings pitched (60.0) and strikeouts (43). His two best starts came in the postseason when he set a career high with 8.0 innings pitched in the regional-clinching win over Central Michigan. Then, he tied a career high with six strikeouts to extend the Irish season in the 9-1 win over Mississippi State.
- Bertrand is a graduate student who has played in 50 career games and made 38 starts heading into the season. He set career-highs in innings pitched (92.2), strikeouts (68) and wins (8) during the 2021 campaign. He led the Irish in all three categories and was named first team All-ACC. Heading into this season, Bertrand was named a third team All-American by Perfect Game and NCBWA.

Lethal Lineup is Back for 2022

- Coming off the most successful season in almost 20 years, a strong portion of the 2021 starting lineup returns for the Irish.
- Notre Dame returned eight of the nine every day starters from the 2021 lineup.
- That group accounted for 358 games started (84.6%) out of 423 from 2021.
- Notre Dame also returned four players that started all 47 games last season (Spencer Myers, Zack Prajzner, Jack Brannigan and Carter Putz).
- The production returning from that group included 85.5% of runs scored (284/332),

86.9% of hits (392/451), 75.3% of runs batted in (232/308) and 65.2% of home runs hit (43/66) from the 2021 season.

- Each of the eight returning starters hit at least four home runs in 2021 and five of those eight had six or more.
- Ryan Cole led the returners with a career-high nine home runs from 2021. Heading into the 2021 season, Cole had not hit a home run in his career.
- Spencer Myers and Carter Putz both had a team-high 57 hits in 2021.
- Myers was the leading stolen base returner after swiping 15 bags last season.

Weekend Rotation Returns

- Much like the lineup, the Irish returned all three starting pitchers from the weekend rotation in 2021.
- LHP John Michael Bertrand, LHP Aidan Tyrell and LHP Will Mercer returned 209.1 innings pitched from last season, 17 combined wins and four saves.
- Bertrand led the way for the Irish in 2021 with a team-high 92.2 innings pitched, eight wins and 68 strikeouts to just 22 walks.
- He was named First Team All-ACC following the regular season after he threw the most innings by an Irish pitcher since 2013.
- Bertrand threw a complete-game shutout in the postseason opener against Central Michigan, the first Irish complete game shutout in the postseason since the 2000 season. Bertrand had three complete games during the 2021 season.
- Heading into 2022, Bertrand was named a Third Team Preseason All-American by Perfect Game and the NCBWA.
- Tyrell tossed the best game of his Irish career in his final start of 2021. He threw 7.1 innings and allowed just one run to keep Notre Dame's season alive in the 9-1 win over Mississippi State in the Starkville Super Regional. He tied a career high with six strikeouts in the win.
- The week prior in the South Bend Regional, he set a career high with 8.0 innings pitched in the 14-2 regional-clinching win over Central Michigan.
- Mercer also had one his best starts of his Irish career in the postseason. He set a career high 7.0 innings pitched in the 26-3 win over UConn in the South Bend Regional.

Transfer Arms Add Wealth of Experience

- Similar to the 2021 season, the Irish bring in a strong stable of graduate transfer pitchers with a wealth of Division I experience.
- The trio of RHP Austin Temple, LHP Matt Lazzaro and RHP Ryan McLinskey combined threw 412.0 innings pitched in collegiate baseball before

AT A GLANCE

coming to the Irish.

- Temple began his career at Jacksonville. He threw 132.2 career innings with an 8-7 record with 124 strikeouts to 76 walks in four years with the Dolphins. He was named to the 2021 Preseason ASUN team before missing much of the season due to injury.
- Lazzaro played at Houston last season and beginning his collegiate career with John Michael Bertrand at Furman. He totaled 151.0 innings pitched prior to Notre Dame, four wins and a save to go with 114 strikeouts and 50 walks.
- McLinskey began his collegiate career at Seton Hall. He threw 128.1 career innings with a 7-5 record and one save with 142 strikeouts and 57 walks prior to Notre Dame. He was the Pirates Friday starter last season and ranked sixth in the BIG EAST with a 2.81 ERA.

Season to Remember in 2021

- In Link Jarrett's first full season at the helm of the Irish, they had their most successful season in almost 20 years.
- The Irish scored 19 runs in the series-sweeping win over North Carolina on May 2. It was the most runs they have scored in a conference game since joining the league in 2014.
- Notre Dame claimed its first ACC regular season title since joining the league and first regular season title since 2006.
- The Irish won 25 conference games in 2021 to tie the program record for most conference wins in a single season with the 1990 squad that won 25 games in the Mid-Western Collegiate Conference.
- They hosted a regional at Frank Eck Stadium for the first time since 2004 and won a regional for the first time since 2002.
- In the South Bend Regional, the Irish set a postseason record with 26 runs scored against UConn. It beat the previous postseason record of 25 runs against South Alabama in 2002.
- Niko Kavadas broke the program record for most home runs in a single season during the regional. He finished the season with 22 home runs, surpassing Frank Jacobs record of 20 from 1991.
- The Irish finished the season with a 34-13 (.723) record, their highest winning percentage in a single season since 2004 (.810).

2021 MLB Draft

- Two of the main cogs of the successful 2021 Irish baseball team heard their names called in the 2021 MLB Draft.
- RHP Tanner Kohlhepp was selected by the Detroit Tigers in the fifth round of the draft with the 135th overall pick.
- Kohlhepp was the highest drafted pitcher for the Irish

since Peter Solomon was selected in the fourth round by the Astros in 2017.

- Kohlhepp led the Irish in appearances with 23 while finishing second in wins (7), innings pitched (61.1) and strikeouts (65).
- He earned third team All-American honors from D1Baseball following the season, the second year in a row an Irish pitcher earned All-American honors
- Slugger Niko Kavadas was selected by the Boston Red Sox in the 11th round with the 316th overall pick.
- Kavadas set the program record for most home runs in a single season with 22 in 2021.
- Kavadas finished the year with a .767 slugging percentage, which ranks second all-time in program history for a single season. Niko is also tied for second all-time for home runs in a career with 46.
- After the season, Kavadas was named a First Team All-American by D1Baseball, Baseball America and Perfect Game.
- He was the first Irish player to earn multiple first team honors in the same season since Steve Stanley in 2002.

2022 NOTRE DAME BASEBALL GAME NOTES

2022 ROSTER

No.	Name	Pronunciation	Cl.	Pos.	Ht.	Wt.	B/T	Hometown/Previous School
1	Ryan Cole		Gr.	OF	6-0	175	R/R	San Ramon, CA/De La Salle
2	Spencer Myers		Gr.	OF	5-11	170	S/R	Tampa, FL/Berkeley Prep
3	David LaManna	la-MAHN-ah	Gr.	C	5-10	176	R/R	Saddle River, NJ/Bergen Catholic
4	Carter Putz	Like "Klutz"	Sr.	INF	6-0	210	R/R	Belton, MO/Bishop Miege
6	TJ Williams		So.	OF	5-11	185	R/L	Germantown, MD/Georgetown Prep
7	Jack Zyska	ZIS-ka	Sr.	OF	5-11	180	R/R	Berkeley Heights, NJ/Seton Hall Prep
8	Danny Neri	knee-RYE	So.	C	6-1	195	L/R	Macclenny, FL/ Bishop John J. Snyder
9	Jack Brannigan		Jr.	INF/RHP	6-1	190	R/R	Orland Park, IL/Marist
11	Jack Penney		Fr.	INF	6-0	185	L/R	Wakefield, MA/Phillips Academy
12	Connor Hinks	Hinks	So.	INF	6-2	180	L/R	Western Springs, IL/Benet Academy/Virginia
13	Joey Spence		Fr.	C	6-0	195	L/R	West Bend, WI/West Bend East
14	Zack Prajzner	PRIZE-ner	Sr.	INF	6-0	200	R/R	Carlsbad, CA/San Marcos
15	Brock Murtha		So.	INF	6-0	185	R/R	Sayville, NY/Sayville
16	Jared Miller		Gr.	INF	6-0	188	S/R	Marietta, GA/Pope
17	Aidan Tyrell		Sr.	LHP	6-0	165	L/L	Joliet, IL/Joliet Catholic Academy
18	Nick Juaire	joo-AIR	RS-So.	C/OF	5-8	180	S/R	Farmington, MN/Iowa Western JC (TCU)
19	Casey Kmet	kuh-MET	Jr.	INF	5-10	210	R/R	Arlington Heights, IL/St. Viator
20	Nick DeMarco		Fr.	INF/RHP	5-11	185	R/R	St. Charles, IL/St. Charles North
21	Brady Gumpf		So.	OF	6-1	195	R/R	South Bend, IN/St. Joseph
23	Austin Temple		Gr.	RHP	6-4	180	R/R	Palm City, FL/Martin County/Jacksonville
24	Jack Findlay		Fr.	LHP	6-3	200	L/L	Ledgewood, NJ/Roxbury
25	Ryan Lynch		So.	LHP	6-2	200	R/L	Granger, IN/Penn
26	Roman Kimball		Fr.	RHP	5-11	170	R/R	New Hartford, NY/P27 Academy
27	Gerry Peacock		Jr.	RHP	6-3	200	R/R	Williamstown, NJ/St. Augustine Prep.
28	John Michael Bertrand		Gr.	LHP	6-3	205	L/L	Alpharetta, GA/Furman
29	Liam Simon		Jr.	RHP	6-4	220	R/R	Freehold, NJ/Freehold Twp
30	DM Jefferson		Fr.	OF	6-0	200	L/R	Bethesda, MD/St. Johns College
31	Caden Aoki	ay-OH-kee	Fr.	RHP	6-0	180	R/R	Huntington Beach, CA/Huntington Beach
32	Matt Bedford		So.	RHP	6-1	200	R/R	Staten Island, NY/St. Peter's Boys HS
33	Radek Birkholz	RAD-ick	Fr.	RHP	6-0	200	R/R	Highlands Ranch, CO/Valor Christian
36	Zach Kempe	Kemp	Fr.	RHP	6-1	185	R/R	St. Charles, IL/St. Charles North
37	Matt Lazzaro	La-ZAR-row	Gr.	LHP	6-0	194	R/L	Marietta, GA/Lassiter/Furman/Houston
40	Aidan Krupp		Fr.	RHP	6-3	220	R/R	River Forest, IL/ Oak Park & River Forest
41	Jackson Dennies	DEN-eez	So.	RHP	6-4	240	R/R	River Ridge, LA/Archbishop Rummel
42	Brooks Coetzee III	COAT-zee	Sr.	OF	6-1	210	R/R	Mahomet, IL/Mahomet-Seymour
43	Will Mercer		Sr.	LHP	6-1	195	L/L	Houston, TX/Strake Jesuit Prep
45	Alex Rao	RAY-oh	Sr.	RHP	6-4	230	R/R	Hope Sound, FL/Oxbridge Academy
47	Tony Lindwedel	LIND-wed-uhl	So.	C	5-11	185	R/R	St. Louis, MO/St. Louis University HS
49	Ricky Reeth		Fr.	RHP	6-2	190	L/R	Windermere, FL/West Orange
50	Sammy Cooper		So.	RHP	5-11	190	R/R	Lees Summit, MO/Lees Summit West
52	Ryan McLinskey	mick-LIN-ski	Gr.	RHP	6-1	195	R/R	Pearl Rivr, NY/Don Bosco Prep/Seton Hall

Head Coach - 5 Link Jarret (Florida State '94)

Assistant Coach - 24 Rich Wallace (UCF '03)

Assistant Coach - 34 Chuck Ristano (Sacred Heart '04)

Assistant Coach - 10 Brad Vanderglas (Northern Kentucky '13)

2022 SCHEDULE

31-11 Overall 17-3 Home 8-6 Away 6-2 Neutral 15-9 ACC							
Date	Time	Opponent	Location	TV	Results	Decision	Attendance
Feb. 18	7 p.m.	Manhattan	DeLand, FL		W, 17-2	W: Tyrell (1-0)	671
Feb. 19	4 p.m.	Stetson	DeLand, FL		W, 5-3	W: Bertrand (1-0) SV: McLinskey (1)	1,424
Feb. 20	9 a.m.	Delaware	DeLand, FL		L, 4-5	L: Aoki (0-1)	650
Feb. 25	4 p.m.	Marist	Greenville, SC		W, 20-2	W: Tyrell (2-0)	944
Feb. 26	2 p.m.	Monmouth	Greenville, SC		W, 16-2	W: Bertrand (2-0)	950
Feb. 26	6 p.m.	Monmouth	Greenville, SC		W, 9-0	W: Temple (1-0)	1366
Mar. 4	4 p.m.	Illinois	Minneapolis, MN		W, 6-1	W: Tyrell (3-0)	200
Mar. 5	Noon	Michigan State	Minneapolis, MN		W, 2-1	W: Bertrand (3-0) SV: McLinskey (2)	200
Mar. 6	7 p.m.	Minnesota	Minneapolis, MN		W, 3-1	W: Temple (2-0) SV: Mercer (1)	950
Mar. 8	4 p.m.	Elon	Elon, NC		W, 11-3	W: Findlay (1-0)	597
Mar. 11	4 p.m.	#17 NC State*	Raleigh, NC		W, 8-4 (12)	W: Brannigan (1-0)	2965
Mar. 13	1 p.m.	#17 NC State*	Raleigh, NC		W, 11-4	W: Bertrand (4-0) SV: Temple (1)	2856
Mar. 15	4 p.m.	Valpo	South Bend, IN		W, 12-1	W: Findlay (2-0)	704
Mar. 18	7 p.m.	Louisville*	Louisville, KY		L, 11-16	L: Aoki (0-2)	2181
Mar. 19	1 p.m.	Louisville*	Louisville, KY		L, 1-8	L: McLinskey (0-1)	2165
Mar. 20	1 p.m.	Louisville*	Louisville, KY		L, 5-7	L: Brannigan (1-1)	3133
Mar. 23	4 p.m.	Northwestern	South Bend, IN		Postponed		
Mar. 25	4 p.m.	Virginia Tech*	South Bend, IN		L, 5-10	L: Brannigan (1-2)	300
Mar. 26	2 p.m.	Virginia Tech*	South Bend, IN		Canceled		
Mar. 27	Noon	Virginia Tech*	South Bend, IN		Canceled		
Mar. 29	5 p.m.	Northern Illinois	South Bend, IN		W, 11-2	W: Kimball (1-0)	186
Apr. 1	7 p.m.	#5 Florida State*	Tallahassee, FL		W, 2-0 (12)	W: Rao (1-0)	4594
Apr. 2	2 p.m.	#5 Florida State*	Tallahassee, FL		W, 5-4	W: Kimball (2-0)	4555
Apr. 3	1 p.m.	#5 Florida State*	Tallahassee, FL		W, 9-7	W: Tyrell (4-0) SV: Brannigan (1)	4450
Apr. 5	5 p.m.	Butler	South Bend, IN		W, 5-2	W: Findlay (3-0) SV: Temple (2)	537
Apr. 8	5 p.m.	Clemson*	South Bend, IN		W, 4-1	W: Bertrand (5-0) SV: McLinskey (3)	300
Apr. 9	2 p.m.	Clemson*	South Bend, IN		W, 8-1	W: Temple (3-0)	436
Apr. 10	1 p.m.	Clemson*	South Bend, IN		W, 9-3	W: Kimball (3-0) SV: Rao (1)	883
Apr. 12	5:30 p.m.	Michigan	South Bend, IN		W, 14-5	W: Dennies (1-0)	854
Apr. 14	6 p.m.	Duke*	Durham, NC		L, 5-15	L: Mercer (0-1)	610
Apr. 15	6 p.m.	Duke*	Durham, NC		L, 3-4 (11)	L: Rao (1-1)	807
Apr. 16	Noon	Duke*	Durham, NC		L, 2-6	L: Temple (3-1)	995
Apr. 19	5 p.m.	Valpo	South Bend, IN		W, 5-1	W: Brannigan (2-2)	183
Apr. 20	5 p.m.	Purdue Fort Wayne	South Bend, IN		W, 12-2	W: Simon (1-0)	208
Apr. 22	5 p.m.	Wake Forest*	South Bend, IN		W, 8-3	W: Bertrand (6-0)	584
Apr. 23	2 p.m.	Wake Forest*	South Bend, IN		W, 21-3	W: Findlay (4-0)	1865
Apr. 24	11 a.m.	Wake Forest*	South Bend, IN		W, 13-12	W: Tyrell (4-0)	448
Apr. 26	6:35 p.m.	Michigan State	Detroit, MI		L, 2-6	L: Dennies (1-1)	417
Apr. 29	5 p.m.	Boston College*	South Bend, IN		L, 4-7	L: Bertrand (6-1)	769
Apr. 30	1 p.m.	Boston College*	South Bend, IN		W, 11-5	W: Rao (2-1)	445
May 1	1 p.m.	Boston College*	South Bend, IN		W, 16-10	W: Kimball (4-0)	409
May 10	6 p.m.	Michigan State	South Bend, IN		W, 15-6	W: Findlay (5-0)	477
May 13	6 p.m.	Pitt*	South Bend, IN		W, 8-3	W: Bertrand (7-1)	896
May 14	4 p.m.	Pitt*	South Bend, IN		W, 8-1	W: Mercer (1-1)	647
May 15	Noon	Pitt*	South Bend, IN		L, 2-5	L: Findlay (5-1)	649
May 17	4 p.m.	Northwestern	Evanston, IL				
May 19	7 p.m.	Miami*	Coral Gables, FL	ACC Network			
May 20	7 p.m.	Miami*	Coral Gables, FL	ACC Network			
May 21	1 p.m.	Miami*	Coral Gables, FL	ACC Network			
May 23-28	TBA	ACC Championships	Charlotte, NC				
Jun. 3-5	TBA	NCAA Regionals	TBA				
Jun. 10-12	TBA	NCAA Super Regionals	TBA				
Jun. 16-27	TBA	College World Series	Omaha, NE				

*Conference Game

All games are listed in Eastern Time

Home Games in Bold (Frank Eck Stadium)

2022 OVERALL STATISTICS



2022 Notre Dame Baseball
Overall Statistics for Notre Dame (as of May 15, 2022)
(All games Sorted by Batting avg)



Record: 31-11 Home: 17-3 Away: 8-6 Neutral: 6-2 ACC: 15-9

Player	avg	gp-gs	ab	r	h	2b	3b	hr	rbi	tb	slg%	bb	hp	so	gdp	ob%	sf	sh	sb-att	po	a	e	fld%
3 David LaManna	.375	32-27	96	27	36	5	0	1	19	44	.458	11	4	12	1	.455	1	1	3-4	253	46	3	.990
4 Carter Putz	.337	42-42	175	43	59	11	3	5	40	91	.520	14	2	40	2	.387	3	0	2-2	341	12	1	.997
7 Jack Zyska	.330	29-22	94	24	31	10	0	8	29	65	.691	12	2	23	1	.413	1	0	3-4	19	0	0	1.000
42 Brooks Coetzee	.302	42-42	162	37	49	7	0	10	39	86	.531	11	10	25	2	.374	4	0	3-6	51	2	0	1.000
1 Ryan Cole	.299	42-42	157	41	47	8	1	7	26	78	.497	20	18	34	1	.436	0	1	18-18	69	1	2	.972
14 Zack Prajzner	.297	42-42	148	38	44	5	0	3	24	58	.392	16	3	29	1	.375	1	2	2-4	47	94	8	.946
8 Danny Neri	.286	21-15	56	9	16	3	1	2	11	27	.482	4	2	12	0	.349	1	0	1-1	151	27	0	1.000
9 Jack Brannigan	.279	40-40	154	33	43	14	1	6	34	77	.500	14	5	31	0	.350	4	1	7-9	29	68	1	.990
6 TJ Williams	.277	22-14	65	16	18	3	2	1	10	28	.431	3	1	14	0	.314	1	4	2-2	40	1	2	.953
16 Jared Miller	.258	38-38	132	29	34	5	0	3	22	48	.364	22	4	30	3	.375	2	2	7-10	56	101	4	.975
2 Spencer Myers	.238	32-27	101	16	24	1	1	1	17	30	.297	12	1	15	0	.319	2	9	5-6	30	0	1	.968

47 Tony Lindwedel	.667	6-0	3	3	2	1	0	0	1	3	1.000	1	0	0	0	.750	0	0	0-0	12	0	0	1.000
18 Nick Juaire	.395	19-9	43	10	17	4	1	1	10	26	.605	4	0	5	0	.438	1	0	1-1	0	0	0	.000
21 Brady Gumpf	.375	8-0	8	3	3	2	0	1	5	8	1.000	1	0	1	0	.444	0	0	0-0	0	0	0	.000
11 Jack Penney	.326	28-8	43	10	14	4	2	2	11	28	.651	6	1	11	0	.412	1	0	2-2	14	19	3	.917
20 Nick DeMarco	.286	10-0	7	2	2	0	0	0	0	2	.286	1	0	1	0	.375	0	0	0-0	2	2	0	1.000
30 DM Jefferson	.231	17-9	39	5	9	0	0	0	8	9	.231	1	0	8	0	.250	0	0	1-1	0	0	0	.000
13 Joey Spence	.231	14-1	13	1	3	3	0	0	3	6	.462	2	0	5	0	.313	1	0	0-0	7	1	0	1.000
19 Casey Kmet	.200	4-0	5	1	1	1	0	0	1	2	.400	0	0	2	0	.200	0	0	0-0	0	2	1	.667
12 Connor Hincks	.000	3-0	2	0	0	0	0	0	0	0	.000	0	0	1	0	.000	0	0	0-0	2	0	0	1.000
Totals	.301	42	1503	348	452	87	12	51	310	716	.476	155	53	299	11	.381	23	20	57-70	1136	418	29	.982
Opponents	.221	42	1404	184	310	52	3	33	162	467	.333	162	29	462	24	.313	7	10	24-37	1092	412	72	.954

LOB - Team (315), Opp (292). DPs turned - Team (27), Opp (16). CI - Team (0), Opp (1). IBB - Team (3), C Putz 1, D LaManna 1, J Zyska 1, Opp (5). Picked off - J Brannigan 2, J Zyska 1, S Myers 1, J Miller 1.

(All games Sorted by Earned run avg)

Player	era	w-l	app	gs	cg	sho	sv	ip	h	r	er	bb	so	2b	3b	hr	b/avg	wp	hp	bk	sfa	sha	
28 John M Bertrand	2.37	7-1	12	12	0	0/1	0	76.0	63	24	20	17	80	13	1	3	.222	5	6	0	0	3	
23 Austin Temple	3.33	3-1	12	10	0	0/1	2	48.2	32	20	18	22	65	4	0	4	.189	4	4	0	0	0	

24 Jack Findlay	0.81	5-1	12	7	0	0/0	0	33.1	20	5	3	10	36	2	0	1	.171	4	2	0	0	2	
52 Ryan McLinskey	2.42	0-1	14	0	0	0/2	3	26.0	19	10	7	8	39	4	0	2	.204	6	1	0	0	3	
37 Matt Lazzaro	3.00	0-0	5	0	0	0/0	0	6.0	4	6	2	3	9	0	0	1	.174	0	1	0	1	1	
32 Matt Bedford	3.00	0-0	2	0	0	0/0	0	3.0	3	1	1	1	5	0	0	0	.250	0	0	0	0	0	
17 Aidan Tyrell	3.48	5-0	20	5	0	0/1	0	41.1	41	18	16	12	31	8	0	2	.256	5	5	0	1	0	
31 Caden Aoki	3.86	0-2	4	0	0	0/0	0	9.1	7	4	4	2	10	2	0	2	.200	2	0	0	0	0	
33 Radek Birkholz	4.02	0-0	16	1	0	0/0	0	15.2	16	9	7	12	24	3	0	1	.271	0	1	0	1	1	
45 Alex Rao	4.15	2-1	15	0	0	0/2	1	30.1	21	14	14	19	39	1	1	3	.189	4	0	0	0	0	
26 Roman Kimball	5.16	4-0	14	0	0	0/0	0	22.2	16	14	13	10	28	4	0	5	.193	2	2	0	0	0	
29 Liam Simon	5.62	1-0	10	3	0	0/0	0	16.0	9	13	10	15	28	0	1	3	.161	5	2	0	0	0	
41 Jackson Dennies	5.65	1-1	14	0	0	0/0	0	14.1	16	11	9	9	16	5	0	0	.286	2	2	1	3	0	
43 Will Mercer	6.06	1-1	9	3	0	0/0	1	16.1	15	11	11	7	17	2	0	2	.254	2	2	0	1	0	
9 Jack Brannigan	7.36	2-2	10	1	0	0/1	2	14.2	16	13	12	8	28	2	0	2	.267	3	0	1	0	0	
50 Sammy Cooper	12.00	0-0	3	0	0	0/0	0	3.0	4	4	4	3	4	0	0	1	.286	1	0	0	0	0	
27 Gerry Peacock	18.00	0-0	1	0	0	0/0	0	1.0	2	2	2	4	2	1	0	0	.500	1	0	0	0	0	
20 Nick DeMarco	27.00	0-0	1	0	0	0/0	0	1.0	4	3	3	0	1	1	0	0	.571	0	1	0	0	0	
25 Ryan Lynch	99.00	0-0	1	0	0	0/0	0	0.0	2	2	2	0	0	0	0	1	1.000	0	0	0	0	0	
Totals	3.76	31-11	42	42	0	2/2	9	378.2	310	184	158	162	462	52	3	33	.221	46	29	2	7	10	
Opponents	7.02	11-31	42	42	0	0/0	4	364.0	452	348	284	155	299	87	12	51	.301	47	53	3	23	20	

PB - Team (12), D LaManna 9, D Neri 3, Opp (7). Pickoffs - Team (6), D LaManna 3, J Bertrand 2, A Tyrell 1, Opp (5). SBA/ATT - D LaManna (16-23), D Neri (8-13), A Temple (3-7), J Bertrand (4-7), L Simon (4-5), J Findlay (1-4), A Tyrell (3-4), J

2022 FIELDING STATISTICS

Player	c	po	a	e	fld%	dp	sba	csb	sba%	pb	ci
8 Danny Neri	178	151	27	0	1.000	0	8	5	.615	3	0
42 Brooks Coetzee	53	51	2	0	1.000	1	0	0	---	0	0
7 Jack Zyska	19	19	0	0	1.000	0	0	0	---	0	0
47 Tony Lindwedel	12	12	0	0	1.000	0	0	0	---	0	0
17 Aidan Tyrell	12	5	7	0	1.000	0	3	1	.750	0	0
13 Joey Spence	8	7	1	0	1.000	2	0	0	---	0	0
26 Roman Kimball	5	1	4	0	1.000	0	1	0	1.000	0	0
45 Alex Rao	4	2	2	0	1.000	0	1	0	1.000	0	0
20 Nick DeMarco	4	2	2	0	1.000	1	0	0	---	0	0
52 Ryan McLinskey	4	0	4	0	1.000	0	3	0	1.000	0	0
29 Liam Simon	3	2	1	0	1.000	1	4	1	.800	0	0
12 Connor Hincks	2	2	0	0	1.000	0	0	0	---	0	0
31 Caden Aoki	2	0	2	0	1.000	0	0	0	---	0	0
50 Sammy Cooper	1	1	0	0	1.000	0	0	0	---	0	0
33 Radek Birkholz	1	0	1	0	1.000	0	1	0	1.000	0	0
41 Jackson Dennies	1	1	0	0	1.000	0	3	1	.750	0	0
23 Austin Temple	1	0	1	0	1.000	0	3	4	.429	0	0
43 Will Mercer	1	0	1	0	1.000	0	0	0	---	0	0
4 Carter Putz	354	341	12	1	.997	24	0	0	---	0	0
3 David LaManna	302	253	46	3	.990	0	16	7	.696	9	0
9 Jack Brannigan	98	29	68	1	.990	4	0	0	---	0	0
16 Jared Miller	161	56	101	4	.975	17	0	0	---	0	0
1 Ryan Cole	72	69	1	2	.972	0	0	0	---	0	0
2 Spencer Myers	31	30	0	1	.968	0	0	0	---	0	0
6 TJ Williams	43	40	1	2	.953	0	0	0	---	0	0
28 John M Bertrand	20	1	18	1	.950	1	4	3	.571	0	0
14 Zack Prajzner	149	47	94	8	.946	19	0	0	---	0	0
11 Jack Penney	36	14	19	3	.917	4	0	0	---	0	0
19 Casey Kmet	3	0	2	1	.667	0	0	0	---	0	0
24 Jack Findlay	2	0	1	1	.500	0	1	3	.250	0	0
37 Matt Lazzaro	1	0	0	1	.000	0	0	0	---	0	0
30 DM Jefferson	0	0	0	0	.000	0	0	0	---	0	0
27 Gerry Peacock	0	0	0	0	.000	0	0	0	---	0	0
21 Brady Gumpf	0	0	0	0	.000	0	0	0	---	0	0
25 Ryan Lynch	0	0	0	0	.000	0	0	0	---	0	0
32 Matt Bedford	0	0	0	0	.000	0	0	0	---	0	0
18 Nick Juaire	0	0	0	0	.000	0	0	0	---	0	0
Totals	1583	1136	418	29	.982	27	24	13	.649	12	0
Opponents	1576	1092	412	72	.954	16	57	13	.814	7	1

2022 MISCELLANEOUS STATISTICS

Score by innings	1	2	3	4	5	6	7	8	9	EX	Total
Notre Dame	46	28	36	47	30	46	51	47	11	6	348
Opponents	23	4	12	22	19	27	30	31	15	1	184


Multiple Hit Games	2	3	4	5+	Total	Multiple RBI Games	2	3	4	5+	Total
4 Carter Putz	15	3	1	-	19	4 Carter Putz	7	3	-	1	11
42 Brooks Coetzee	8	4	1	-	13	7 Jack Zyska	8	-	2	-	10
14 Zack Prajzner	9	4	-	-	13	42 Brooks Coetzee	4	3	1	1	9
1 Ryan Cole	9	3	1	-	13	14 Zack Prajzner	4	2	1	-	7
3 David LaManna	8	4	-	-	12	1 Ryan Cole	3	1	2	-	6
9 Jack Brannigan	8	2	1	-	11	9 Jack Brannigan	3	2	1	-	6
7 Jack Zyska	7	2	-	-	9	16 Jared Miller	5	-	1	-	6
16 Jared Miller	8	1	-	-	9	3 David LaManna	3	1	-	1	5
6 TJ Williams	5	-	-	-	5	11 Jack Penney	4	-	-	-	4
2 Spencer Myers	4	1	-	-	5	2 Spencer Myers	2	1	1	-	4
18 Nick Juaire	3	1	-	-	4	30 DM Jefferson	2	1	-	-	3
8 Danny Neri	1	2	-	-	3	18 Nick Juaire	2	-	-	-	2
11 Jack Penney	3	-	-	-	3	21 Brady Gumpf	2	-	-	-	2
30 DM Jefferson	3	-	-	-	3	8 Danny Neri	1	1	-	-	2
TEAM	91	27	4	0	122	6 TJ Williams	1	-	-	-	1
						TEAM	51	15	9	3	78

Hitting Streaks	Longest	Current	Reached Base Streaks	Longest	Current
4 Carter Putz	11	-	7 Jack Zyska	19	-
42 Brooks Coetzee	10	10	1 Ryan Cole	16	15
1 Ryan Cole	9	-	4 Carter Putz	13	-
9 Jack Brannigan	8	3	6 TJ Williams	12	-
7 Jack Zyska	7	-	9 Jack Brannigan	11	11
14 Zack Prajzner	7	2	3 David LaManna	11	-
11 Jack Penney	6	6	14 Zack Prajzner	10	10
6 TJ Williams	6	-	42 Brooks Coetzee	10	10
2 Spencer Myers	6	2	16 Jared Miller	9	1
8 Danny Neri	5	-	8 Danny Neri	7	-
16 Jared Miller	5	1	11 Jack Penney	6	6
30 DM Jefferson	4	1	2 Spencer Myers	6	5
3 David LaManna	4	-	18 Nick Juaire	4	3
18 Nick Juaire	3	3	30 DM Jefferson	4	1
21 Brady Gumpf	2	1	20 Nick DeMarco	2	-
13 Joey Spence	2	-	13 Joey Spence	2	-
20 Nick DeMarco	1	-	21 Brady Gumpf	2	1
47 Tony Lindwedel	1	1	47 Tony Lindwedel	1	1
19 Casey Kmet	1	-	19 Casey Kmet	1	-

IRISH IN THE PROS

Player	Team	League	Notes
Cavan Biggio	Toronto Blue Jays	MLB	Made his MLB debut in 2019
Sean Guenther	Miami Marlins	MLB	Made his MLB debut with the Marlins on Aug. 4, 2021
Trey Mancini	Baltimore Orioles	MLB	2021 MLB Comeback Player of the Year
David Phelps	Toronto Blue Jays	MLB	
A.J. Pollock	Chicago White Sox	MLB	Was the first Irish player to win a World Series since 2008 (Brad Lidge)
Matt Vierling	Philadelphia Phillies	MLB	Made his MLB debut with the Phillies on June 19, 2021
Brandon Bielak	Sugar Land Space Cowboys	AAA (HOU)	Made his MLB debut with the Astros on July 27, 2020
Joe Hudson	Durham Bulls	AAA (TB)	Made his MLB debut with the Angels on Sept. 8, 2018
Nick Podkul	Buffalo Bison	AAA (TOR)	Drafted by Toronto in the seventh round of the 2018 MLB Draft
Peter Solomon	Sugar Land Space Cowboys	AAA (HOU)	Made his major league debut on April 18, 2021
Cole Daily	Harrisburg Senators	AA (WSH)	Drafted by Washington in the 22nd round of the 2018 MLB Draft
Torii Hunter Jr.	Rocket City Trash Pandas	AA (LAA)	
Cameron Junker	Greensboro Grasshoppers	High A (PIT)	Drafted in the 10th round of the 2019 MLB Draft
Joe Boyle	Dayton Dragons	High A (CIN)	Drafted by Cincinnati in the fifth round of the 2020 MLB Draft
Niko Kavadas	Salem Red Sox	A (BOS)	Drafted by Boston in the 11th round of the 2021 MLB Draft
Tanner Kohlhepp	Detroit Organization	TBA	Drafted by Detroit in the fifth round of the 2021 MLB Draft

#1 RYAN COLE



Graduate Student/OF

Career Highs

Hits: 4 (2/26/22~1 vs. MU)
Runs: 3 (9x, MR 5/10/22 vs. MSU)
HR: 1 (14x, MR 4/20/22 vs PFW)
RBI: 6 (6/5/21 vs. UC)
SB: 3 (2x, MR 5/1/22 vs. BC)

News & Notes

- Tied a career high with 3 runs scored against Michigan State (5/10/22)
- Tied a career high with 3 runs and 3 stolen bases against Boston College (5/1/22)
- Tied a career high with 3 runs against Michigan (4/12/22)
- Tied a career high with 3 runs and 1 home run against Florida State (4/3/22)
- Set a career high with 3 stolen bases against Northern Illinois (3/29/22)
- Set a career high with 4 hits and tied a career high with 3 runs and 2 stolen bases against Monmouth (2/26/22~1)
- Hit his first career grand slam against Monmouth (2/26/22~1)
- 2022 Perfect Game Preseason All-ACC Team

CAREER SUMMARY

Year	avg	gp-gs	ab	r	h	2b	3b	hr	rbi	tb	slg%	bb	hbp	so	gdp	ob%	sf	sh	sb-att	po	a	e	fld%
2018	.179	27-7	28	8	5	1	1	0	4	8	.286	4	5	8	0	.378	0	1	2-4	18	1	0	1.000
2019	.194	41-14	72	10	14	2	1	0	4	18	.250	13	0	21	1	.318	0	1	8-10	23	1	2	.923
2020	.250	10-5	24	5	6	2	0	0	1	8	.333	1	0	7	0	.280	0	0	2-2	15	0	1	.938
2021	.336	47-38	152	44	51	9	1	9	34	89	.586	22	12	34	0	.455	1	2	7-9	69	3	0	1.000
2022	.299	42-42	157	41	47	8	1	7	26	78	.497	20	18	34	1	.436	0	1	18-18	69	1	2	.972
TOTAL	.284	167-106	433	108	123	22	4	16	69	201	.464	60	35	104	2	.412	1	5	37-43	194	6	5	.976

2022 GAME-BY-GAME

Date	Opponent	Pos	AB	R	H	RBI	2B	3B	HR	BB	SB	CS	HBP	SAC	SF	GDP	K	PO	A	E	Avg	
Feb 18	vs Manhattan	*of	2	2	0	0	0	0	0	2	1	0	0	0	0	0	1	0	0	0	.000	
Feb 19	at Stetson	*of	4	0	2	1	0	0	0	0	0	0	0	0	0	0	0	0	0	0	.333	
Feb 20	vs Delaware	*of	4	1	1	0	0	0	0	1	0	0	0	0	0	0	0	0	0	0	.300	
Feb 25	vs Marist	*of	3	2	3	1	0	0	0	0	0	0	0	0	0	0	0	2	0	0	.462	
Feb 26	vs Monmouth-1	*of	4	3	4	4	1	0	1	0	2	0	1	0	0	0	0	0	0	0	.588	
Feb 26	vs Monmouth-2	*of	3	1	0	0	0	0	0	1	0	1	0	0	0	0	2	1	0	0	.500	
Mar 04	vs Illinois	*of	4	0	0	0	0	0	0	0	0	0	1	0	0	0	1	4	0	0	.417	
Mar 05	vs Michigan State	*of	3	0	0	0	0	0	0	0	0	0	1	0	0	0	0	2	0	0	.370	
Mar 06	at Minnesota Goph	*of	3	0	0	0	0	0	0	0	0	0	1	0	0	0	1	2	0	0	.333	
Mar 08	at Elon	*of	4	1	0	1	0	0	0	0	0	0	0	0	0	0	2	1	0	0	.294	
Mar 11	at NC State	*of	6	0	1	0	1	0	0	0	0	0	0	0	0	0	3	0	1	0	.275	
Mar 13	at NC State	*of	4	1	1	0	0	0	0	0	0	0	1	0	0	0	0	3	0	0	.273	
Mar 15	VALPARAISO	*of	3	1	1	1	0	0	0	1	0	0	0	0	0	0	1	0	0	0	.277	
Mar 18	at Louisville	*of	4	1	1	0	0	0	0	1	0	0	1	0	0	1	1	4	0	0	.275	
Mar 19	at Louisville	*of	3	0	1	0	1	0	0	1	0	0	0	0	0	0	1	1	0	0	.278	
Mar 20	at Louisville	*of	4	0	1	1	0	0	0	1	0	0	0	0	0	0	2	2	0	0	.276	
Mar 25	VIRGINIA TECH	*of	4	1	1	0	0	0	0	0	0	0	1	0	0	0	1	0	0	0	.274	
Mar 29	NORTHERN ILLIN	*of	3	2	2	0	0	0	0	0	3	0	0	0	0	0	1	2	0	0	.292	
Apr 01	at Florida State	*of	4	1	2	2	0	0	1	1	0	0	0	0	0	0	0	1	0	0	.304	
Apr 02	at Florida State	*of	1	0	0	0	0	0	0	1	0	0	2	0	0	0	1	1	0	0	.300	
Apr 03	at Florida State	*of	3	3	3	3	1	0	1	1	0	0	1	0	0	0	0	0	0	1	.329	
Apr 05	BUTLER	*of	3	2	1	0	1	0	0	1	1	0	0	0	0	0	0	1	0	0	.329	
Apr 08	CLEMSON	*of	2	0	0	0	0	0	0	2	0	0	0	0	0	0	0	0	0	0	.321	
Apr 09	CLEMSON	*of	3	0	0	0	0	0	0	1	0	0	0	0	0	0	2	0	0	0	.309	
Apr 10	CLEMSON	*of	4	1	1	1	0	0	1	1	0	0	0	0	0	0	1	2	0	0	.306	
Apr 12	MICHIGAN	*of	3	3	2	0	0	0	1	2	0	1	0	0	0	0	0	3	0	0	.318	
Apr 14	at Duke	*of	4	0	0	0	0	0	0	0	0	0	0	0	0	0	0	6	0	0	.304	
Apr 15	at Duke	*of	5	0	1	0	0	0	0	0	0	0	0	0	0	0	2	0	0	0	.299	
Apr 16	at Duke	*of	4	1	1	0	0	1	0	0	0	0	0	0	0	0	2	2	0	1	.297	
Apr 19	VALPARAISO	*of	4	0	2	1	0	0	0	0	0	0	0	0	0	0	1	3	0	0	.305	
Apr 20	PURDUE FORT W	*of	4	2	2	2	0	0	1	2	0	0	0	0	0	0	1	2	0	0	.312	
Apr 22	WAKE FOREST	*of	2	1	0	0	0	0	0	1	0	0	2	0	0	0	1	5	0	0	.306	
Apr 23	WAKE FOREST	*of/of	6	1	2	1	1	0	0	1	0	0	0	0	0	0	2	2	0	0	.308	
Apr 24	WAKE FOREST	*of	6	1	3	1	0	0	0	0	0	0	0	0	0	0	0	1	0	0	.317	
Apr 26	vs Michigan State	*of	5	0	1	0	0	0	0	0	0	0	0	0	0	0	1	1	0	0	.312	
Apr 29	BOSTON COLLEGE	*of	5	0	1	0	1	0	0	0	0	0	0	0	0	0	1	1	0	0	.308	
Apr 30	BOSTON COLLEGE	*of	5	1	2	0	1	0	0	2	0	0	0	0	0	0	1	1	0	0	.312	
May 01	BOSTON COLLEGE	*of/of	5	3	2	4	0	0	1	0	3	1	0	0	0	0	0	4	0	0	.315	
May 10	MICHIGAN STATE	*of	4	3	1	2	0	0	1	1	1	0	1	0	0	0	0	3	0	0	.313	
May 13	PITT	*of	4	2	1	0	0	0	0	0	0	1	0	0	0	0	1	2	0	0	.311	
May 14	PITT	*of	3	0	0	0	0	0	0	1	0	0	0	1	0	0	0	0	0	0	.305	
May 15	PITT	*of	3	0	0	0	0	0	0	0	0	0	1	0	0	0	1	3	0	0	.299	
Totals			42gs	157	41	47	26	8	1	7	20	18	0	18	1	0	1	34	69	1	2	.299

On base pct. .436 • Slugging pct. .497

2022 NOTRE DAME BASEBALL GAME NOTES

#2 SPENCER MYERS



Graduate Student/OF

Career Highs

Hits: 3 (14x, MR 4/16/22 at DU)
Runs: 4 (2x, 3/23/19 vs. FSU-2)
HR: 1 (3x, MR 4/12/22 vs. UM)
RBI: 4 (4/12/22 vs. UM)
SB: 6 (3/1/20 at PC)

News & Notes

- Tied a career high with 3 hits against Duke (4/15/22)
- Set a career high with 4 RBI and hit his first career grand slam against Michigan (4/12/22)

CAREER SUMMARY

Year	avg	gp-gs	ab	r	h	2b	3b	hr	rbi	tb	slg%	bb	hbp	so	gdp	ob%	sf	sh	sb-att	po	a	e	fld%
2018	.239	39-23	88	19	21	2	0	0	7	23	.261	11	1	19	1	.330	0	2	4-5	63	1	0	1.000
2019	.294	54-53	211	48	62	5	0	1	16	70	.332	30	1	36	3	.383	1	6	22-25	124	1	2	.984
2020	.431	12-12	58	14	25	2	0	0	8	27	.466	7	0	5	0	.492	0	0	15-18	31	0	0	1.000
2021	.295	47-47	193	41	57	11	0	1	15	71	.368	21	3	36	4	.370	2	5	15-19	103	1	0	1.000
2022	.238	32-27	101	16	24	1	1	1	17	30	.297	12	1	15	0	.319	2	9	5-6	30	0	1	.968
TOTAL	.290	184-162	651	138	189	21	1	3	63	221	.339	81	6	111	8	.371	5	22	61-73	351	3	3	.992

2022 GAME-BY-GAME

Date	Opponent	Pos	AB	R	H	RBI	2B	3B	HR	BB	SB	CS	HBP	SAC	SF	GDP	K	PO	A	E	Avg	
Feb 18	vs Manhattan	*of	2	1	1	0	0	1	0	1	0	0	0	0	0	0	0	0	0	0	0	.500
Feb 19	at Stetson	*of	3	0	0	1	0	0	0	1	0	0	0	1	0	0	1	0	0	0	0	.200
Feb 20	vs Delaware	*of	4	0	0	0	0	0	0	0	0	0	0	0	0	0	0	2	0	0	0	.111
Feb 25	vs Marist	*of	3	2	1	0	0	0	0	0	0	0	0	0	0	0	0	2	0	0	0	.167
Feb 26	vs Monmouth-1	*of	4	1	1	0	0	0	0	0	0	0	0	0	0	0	0	0	0	0	0	.188
Feb 26	vs Monmouth-2	*dh	5	0	0	0	0	0	0	0	0	0	0	0	0	0	1	0	0	0	0	.143
Mar 04	vs Illinois	*dh	5	0	1	2	0	0	0	0	0	0	0	0	0	0	2	0	0	0	0	.154
Mar 05	vs Michigan State	*dh	3	0	0	0	0	0	0	1	0	0	0	0	0	0	0	0	0	0	0	.138
Mar 06	at Minnesota Goph	*dh	2	0	0	1	0	0	0	0	0	0	0	1	0	0	0	0	0	0	0	.125
Mar 08	at Elon	ph/of	1	0	0	0	0	0	0	1	0	0	0	0	0	0	0	2	0	1	0	.129
Mar 13	at NC State	*dh	4	1	1	0	0	0	0	0	0	0	0	0	0	0	1	0	0	0	0	.139
Mar 15	VALPARAISO	of	1	1	1	0	0	0	0	0	0	0	0	0	0	0	0	0	0	0	0	.162
Mar 18	at Louisville	*of	6	2	2	0	0	0	0	0	1	0	0	0	0	0	2	0	0	0	0	.186
Mar 19	at Louisville	*of	3	0	1	0	0	0	0	0	0	1	0	1	0	0	0	2	0	0	0	.196
Mar 20	at Louisville	*of	3	1	0	0	0	0	0	0	0	0	0	2	0	0	1	1	0	0	0	.184
Mar 25	VIRGINIA TECH	ph	0	0	0	0	0	0	0	0	0	0	0	1	0	0	0	0	0	0	0	.184
Mar 29	NORTHERN ILLIN	ph/of	1	0	0	0	0	0	0	0	0	0	0	0	0	0	0	0	0	0	0	.180
Apr 02	at Florida State	*dh	5	0	0	0	0	0	0	0	0	0	0	0	0	0	2	0	0	0	0	.164
Apr 03	at Florida State	ph/d	0	0	0	0	0	0	0	0	0	0	0	1	0	0	0	0	0	0	0	.164
Apr 05	BUTLER	*of	3	0	0	1	0	0	0	0	0	0	0	1	0	0	1	0	0	0	0	.155
Apr 08	CLEMSON	*of	3	0	2	1	0	0	0	1	1	0	0	0	0	0	0	3	0	0	0	.180
Apr 09	CLEMSON	*of	4	1	1	0	0	0	0	0	0	0	1	0	0	0	0	0	0	0	0	.185
Apr 10	CLEMSON	*of	3	0	2	2	0	0	0	1	0	0	0	0	1	0	0	3	0	0	0	.206
Apr 12	MICHIGAN	*of	5	1	1	4	0	0	1	1	0	0	0	0	0	0	0	2	0	0	0	.205
Apr 14	at Duke	*of	4	0	2	3	0	0	0	0	0	0	0	0	1	0	2	0	0	0	0	.221
Apr 15	at Duke	*of	6	0	3	0	0	0	0	1	0	0	0	0	0	0	0	4	0	0	0	.241
Apr 16	at Duke	*of	3	0	0	0	0	0	0	0	0	0	0	1	0	0	0	2	0	0	0	.233
Apr 19	VALPARAISO	*of	4	1	1	0	1	0	0	0	0	0	0	0	0	0	0	3	0	0	0	.233
Apr 20	PURDUE FORT W	*of	3	2	1	0	0	0	0	2	2	0	0	0	0	0	0	0	0	0	0	.237
May 10	MICHIGAN STATE	*of	2	1	0	1	0	0	0	2	0	0	0	0	0	0	0	0	0	0	0	.232
May 13	PITT	*of	3	0	1	0	0	0	0	1	0	0	0	0	0	0	1	2	0	0	0	.235
May 14	PITT	*of	3	1	1	1	0	0	0	0	0	0	0	0	0	0	1	2	0	0	0	.238
Totals			27gs	101	16	24	17	1	1	12	5	1	1	9	2	0	15	30	0	1	0	.238

2022 NOTRE DAME BASEBALL GAME NOTES

#3 DAVID LAMANNA



Graduate Student/C

Career Highs

Hits: 4 (5/2/21 vs. UNC)
Runs: 4 (3/8/20 at UNC)
HR: 1 (7x, MR vs. WF 4/23/22)
RBI: 5 (vs. WF 4/23/22)
SB: 2 (3/29/22 at NIU)

News & Notes

- 2022 Team Captain
- 2022 Buster Posey National Collegiate Catcher of the Year Watch List
- Set a career high with 5 RBI against Wake Forest (4/23/22)
- Set a career high with 2 steals against Northern Illinois (3/29/22)

CAREER SUMMARY

Year	avg	gp-gs	ab	r	h	2b	3b	hr	rbi	tb	slg%	bb	hbp	so	gdp	ob%	sf	sh	sb-att	po	a	e	fld%
2018	.234	52-46	167	16	39	5	0	1	16	47	.281	7	3	29	6	.274	2	3	1-4	280	47	10	.970
2019	.272	42-33	114	10	31	6	0	0	12	37	.325	20	2	21	2	.387	1	4	3-3	265	38	4	.987
2020	.303	11-10	33	11	10	4	0	0	7	14	.424	9	1	3	0	.465	0	1	2-2	90	12	0	1.000
2021	.234	44-39	145	24	34	7	1	5	29	58	.400	18	4	23	2	.333	1	1	2-3	296	31	2	.994
2022	.375	32-27	96	27	36	5	0	1	19	44	.458	11	4	12	1	.455	1	1	3-4	253	46	3	.990
TOTAL	.270	181-155	555	88	150	27	1	7	83	200	.360	65	14	88	11	.358	5	10	11-16	1184	174	19	.986

2022 GAME-BY-GAME

Date	Opponent	Pos	AB	R	H	RBI	2B	3B	HR	BB	SB	CS	HBP	SAC	SF	GDP	K	PO	A	E	Avg	
Feb 18	vs Manhattan	*c	2	0	2	0	0	0	0	0	0	0	0	0	0	0	0	6	1	0	1.000	
Feb 19	at Stetson	*c	4	1	2	2	0	0	0	1	0	0	0	0	0	0	1	11	4	0	.667	
Feb 25	vs Marist	*c	2	1	0	0	0	0	0	0	0	0	0	0	0	0	0	4	0	0	.500	
Feb 26	vs Monmouth-1	*c	5	2	3	0	0	0	0	0	0	0	0	0	0	0	0	10	3	0	.538	
Mar 04	vs Illinois	*c	2	1	1	0	0	0	0	1	0	1	1	0	0	0	0	8	1	0	.533	
Mar 05	vs Michigan State	*c	3	0	0	0	0	0	0	0	0	0	0	0	0	0	0	8	1	0	.444	
Mar 08	at Elon	*c	2	1	1	1	0	0	0	0	0	0	1	0	0	0	0	4	2	0	.450	
Mar 11	at NC State	ph/d	2	0	0	0	0	0	0	0	0	0	0	0	0	0	0	0	0	0	.409	
Mar 13	at NC State	*c	3	1	0	0	0	0	0	2	0	0	0	0	0	0	2	7	3	0	.360	
Mar 18	at Louisville	*c	4	0	2	2	1	0	0	1	0	0	0	0	0	0	0	7	3	0	.379	
Mar 20	at Louisville	*c	3	1	1	1	0	0	0	0	0	0	0	0	1	0	0	10	3	0	.375	
Mar 25	VIRGINIA TECH	*c	0	0	0	0	0	0	0	0	0	0	0	0	0	0	0	2	0	0	.375	
Mar 29	NORTHERN ILLIN	*c	2	2	1	0	0	0	0	1	2	0	0	0	0	0	1	8	0	0	.382	
Apr 01	at Florida State	*c	4	0	0	0	0	0	0	0	0	0	0	0	0	0	1	17	2	0	.342	
Apr 02	at Florida State	ph/c	1	0	0	0	0	0	0	0	0	0	0	0	0	0	0	0	2	0	.333	
Apr 03	at Florida State	*c	4	0	1	1	1	0	0	0	0	0	0	0	0	0	1	8	1	0	.326	
Apr 05	BUTLER	*c	3	0	2	0	0	0	0	0	0	0	0	1	0	0	0	12	3	0	.348	
Apr 08	CLEMSON	*c	3	1	1	0	0	0	0	0	0	0	0	0	0	1	0	7	0	0	.347	
Apr 12	MICHIGAN	*c	3	1	0	0	0	0	0	2	0	0	0	0	0	0	0	9	0	0	.327	
Apr 15	at Duke	*c	4	0	0	0	0	0	0	0	0	0	0	0	0	0	2	10	3	0	.304	
Apr 16	at Duke	*c	3	0	1	0	0	0	0	0	0	0	0	0	0	0	1	8	2	1	.305	
Apr 20	PURDUE FORT W	*c	4	1	3	2	2	0	0	0	0	0	0	0	0	0	1	13	2	0	.333	
Apr 22	WAKE FOREST	*c	4	2	2	0	0	0	0	0	0	0	0	0	0	0	0	7	1	0	.343	
Apr 23	WAKE FOREST	*c	5	3	2	5	0	0	1	0	0	0	0	0	0	0	0	6	1	0	.347	
Apr 26	vs Michigan State	*c	2	0	0	0	0	0	0	1	0	0	1	0	0	0	0	6	1	0	.338	
Apr 29	BOSTON COLLEG	*c	5	1	3	1	0	0	0	0	0	0	0	0	0	0	1	12	2	0	.354	
Apr 30	BOSTON COLLEG	*c	4	2	2	0	0	0	0	0	0	0	1	0	0	0	0	9	0	0	.361	
May 01	BOSTON COLLEG	ph/c	1	1	0	0	0	0	0	1	0	0	0	0	0	0	0	6	0	0	.357	
May 10	MICHIGAN STATE	*c	4	2	3	3	1	0	0	1	0	0	0	0	0	0	0	10	2	0	.375	
May 13	PITT	*c	4	1	1	0	0	0	0	0	0	0	0	0	0	0	1	11	0	1	.370	
May 14	PITT	*c	3	2	2	1	0	0	0	1	0	0	0	0	0	0	0	13	3	1	.379	
May 15	PITT	ph/c	1	0	0	0	0	0	0	0	0	0	0	0	0	0	0	4	0	0	.375	
Totals			27gs	96	27	36	19	5	0	1	11	3	1	4	1	1	1	12	253	46	3	.375

On base pct. .455 • Slugging pct. .458

#4 CARTER PUTZ



Senior/INF

Career Highs
Hits: 4 (2x, MR 4/23/22 vs. WF)
Runs: 3 (11x, MR 5/10/22 vs. MSU)
HR: 2 (6/6/21 vs. CMU)
RBI: 5 (2x, MR 4/9/22 vs. CU)

News & Notes

- 2022 Team Captain
- Tied a career high with 3 runs scored against Michigan State (5/10/22)
- Tied a career high with 4 hits and 3 runs against Wake Forest (4/23/22)
- Tied a career high with 5 RBI against Clemson (4/9/22)
- Tied a career high with 3 runs against Manhattan (2/18/22), Monmouth (2/26/22~1) and Florida State (4/3/22)

CAREER SUMMARY

Year	avg	gp-gs	ab	r	h	2b	3b	hr	rbi	tb	slg%	bb	hbp	so	gdp	ob%	sf	sh	sb-att	po	a	e	fld%
2019	.264	52-47	174	27	46	8	1	1	19	59	.339	19	1	41	4	.335	3	6	5-6	21	15	2	.947
2020	.316	11-10	38	11	12	2	1	1	10	19	.500	13	1	7	0	.481	2	0	3-4	0	0	0	.000
2021	.305	47-47	187	40	57	11	3	6	45	92	.492	17	5	32	3	.369	5	1	3-3	0	0	0	.000
2022	.337	42-42	175	43	59	11	3	5	40	91	.520	14	2	40	2	.387	3	0	2-2	341	12	1	.997
TOTAL	.303	152-146	574	121	174	32	8	13	114	261	.455	63	9	120	9	.373	13	7	13-15	362	27	3	.992

2022 GAME-BY-GAME

Date	Opponent	Pos	AB	R	H	RBI	2B	3B	HR	BB	SB	CS	HBP	SAC	SF	GDP	K	PO	A	E	Avg	
Feb 18	vs Manhattan	*1b	3	3	2	0	0	1	0	1	0	0	0	0	0	0	0	4	0	0	.667	
Feb 19	at Stetson	*1b	4	0	0	0	0	0	0	0	0	0	0	0	0	0	1	11	1	0	.286	
Feb 20	vs Delaware	*1b	4	1	2	2	0	0	0	0	0	0	0	0	0	0	0	8	1	0	.364	
Feb 25	vs Marist	*1b	4	1	1	1	0	1	0	0	0	0	0	0	0	0	1	4	1	0	.333	
Feb 26	vs Monmouth-1	*1b	4	3	2	3	0	0	1	0	0	0	0	0	1	0	1	11	0	0	.368	
Feb 26	vs Monmouth-2	*1b	3	2	1	2	0	0	0	1	0	0	0	0	0	0	2	6	0	0	.364	
Mar 04	vs Illinois	*1b	3	0	1	0	0	0	0	1	1	0	0	0	0	0	0	5	2	0	.360	
Mar 05	vs Michigan State	*1b	2	0	0	0	0	0	0	1	0	0	0	0	0	0	0	9	0	0	.333	
Mar 06	at Minnesota Goph	*1b	4	0	1	1	1	0	0	0	0	0	0	0	0	0	2	8	0	0	.323	
Mar 08	at Elon	*1b	3	2	2	1	0	0	0	1	0	0	0	0	0	0	0	4	0	0	.353	
Mar 11	at NC State	*1b	5	2	1	1	0	0	1	1	0	0	0	0	0	0	2	14	0	0	.333	
Mar 13	at NC State	*1b	4	2	3	2	0	0	0	0	0	0	0	0	1	0	0	13	0	0	.372	
Mar 15	VALPARAISO	*1b	3	0	1	0	0	0	0	1	0	0	0	0	0	0	0	6	0	0	.370	
Mar 18	at Louisville	*1b	5	2	2	1	0	0	0	0	0	0	0	0	0	0	2	9	1	0	.373	
Mar 19	at Louisville	*1b	4	0	0	0	0	0	0	0	0	0	0	0	0	1	3	8	0	0	.345	
Mar 20	at Louisville	*1b	4	1	1	1	0	0	0	1	0	0	0	0	0	0	3	6	1	0	.339	
Mar 25	VIRGINIA TECH	*1b	4	0	1	0	0	0	0	1	1	0	0	0	0	0	0	11	0	0	.333	
Mar 29	NORTHERN ILLIN	*1b	3	0	1	1	0	0	0	1	0	0	0	0	0	0	0	7	1	0	.333	
Apr 01	at Florida State	*1b	5	1	2	0	1	0	0	0	0	0	0	0	0	0	2	9	0	0	.338	
Apr 02	at Florida State	*1b	4	2	3	1	1	0	1	0	0	0	0	0	0	0	1	11	1	0	.360	
Apr 03	at Florida State	*1b	3	3	2	2	1	0	1	1	0	0	1	0	0	0	1	7	0	0	.372	
Apr 05	BUTLER	*1b	4	0	1	0	0	0	0	0	0	0	0	0	0	0	0	9	0	0	.366	
Apr 08	CLEMSON	*1b	3	1	1	0	0	0	0	1	0	0	0	0	0	0	1	13	0	0	.365	
Apr 09	CLEMSON	*1b	5	1	3	5	0	0	1	0	0	0	0	0	0	0	1	6	0	0	.378	
Apr 10	CLEMSON	*1b	5	0	2	3	1	0	0	0	0	0	0	0	0	0	1	9	0	0	.379	
Apr 12	MICHIGAN	*1b	5	1	2	1	0	0	0	0	0	0	0	0	0	0	1	11	0	0	.380	
Apr 14	at Duke	*1b	3	0	0	0	0	0	0	1	0	0	0	0	0	0	1	1	0	0	.369	
Apr 15	at Duke	*1b	5	2	2	0	0	1	0	0	0	0	0	0	0	0	2	15	0	0	.370	
Apr 16	at Duke	*1b	4	0	0	0	0	0	0	0	0	0	0	0	0	0	3	8	0	0	.357	
Apr 19	VALPARAISO	*1b	4	1	2	0	1	0	0	0	0	0	0	0	0	0	1	7	0	0	.362	
Apr 20	PURDUE FORT W	*1b	5	0	1	0	1	0	0	0	0	0	0	0	0	1	0	10	0	0	.355	
Apr 22	WAKE FOREST	*1b	4	1	0	1	0	0	0	1	0	0	0	0	0	0	1	7	1	0	.344	
Apr 23	WAKE FOREST	*1b	6	3	4	2	1	0	0	0	0	0	0	0	0	0	1	9	0	0	.359	
Apr 24	WAKE FOREST	*1b	5	0	1	2	0	0	0	0	0	0	0	0	1	0	0	8	0	0	.353	
Apr 26	vs Michigan State	*1b	5	1	2	0	0	0	0	0	0	0	0	0	0	0	1	7	1	0	.355	
Apr 29	BOSTON COLLEG	*1b	5	0	1	0	0	0	0	0	0	0	0	0	0	0	0	8	0	0	.349	
Apr 30	BOSTON COLLEG	*1b	5	1	1	1	0	0	0	0	0	0	0	0	0	0	0	6	1	0	.344	
May 01	BOSTON COLLEG	*1b	6	2	2	3	1	0	0	0	0	0	0	0	0	0	1	6	0	0	.344	
May 10	MICHIGAN STATE	*1b	5	3	2	2	1	0	0	0	0	0	1	0	0	0	2	8	0	1	.346	
May 13	PITT	*1b	4	1	2	0	1	0	0	0	0	0	0	0	0	0	2	10	0	0	.349	
May 14	PITT	*1b	5	0	1	1	0	0	0	0	0	0	0	0	0	0	0	9	0	0	.345	
May 15	PITT	*1b	4	0	0	0	0	0	0	0	0	0	0	0	0	0	0	3	0	0	.337	
Totals			42gs	175	43	59	40	11	3	5	14	2	0	2	0	3	2	40	341	12	1	.337

On base pct. .387 • Slugging pct. .520

#6 TJ WILLIAMS



Sophomore/OF

Career Highs
Hits: 2 (5x, MR 3/29/22 vs. NIU)
Runs: 2 (6x, MR 3/29/22 vs. NIU)
HR: 1 (3/4/22 vs. ILL)
RBI: 2 (2x, MR 2/25/22 vs. MC)
SB: 1 (2x, MR 3/15/22 vs. Valpo)

- News & Notes**
- Named to the 2022 Cambria College Classic All-Tournament Team
 - Tied a career high with 2 hits and 2 runs against Northern Illinois (3/29/22)
 - Tied a career high with 2 hits, 2 runs and hit his first career home run against Illinois (3/4/22)
 - Tied a career high with 2 hits and 2 runs against Monmouth (2/26/22~2)
 - Tied a career high with 2 hits, 2 runs and 2 RBI against Marist (2/25/22)

CAREER SUMMARY

Year	avg	gp-gs	ab	r	h	2b	3b	hr	rbi	tb	slg%	bb	hbp	so	gdp	ob%	sf	sh	sb-att	po	a	e	fld%
2021	.333	12-0	6	7	2	0	0	0	3	2	.333	3	0	3	0	.556	0	0	0-0	4	0	1	.800
2022	.277	22-14	65	16	18	3	2	1	10	28	.431	3	1	14	0	.314	1	4	2-2	40	1	2	.953
TOTAL	.282	34-14	71	23	20	3	2	1	13	30	.423	6	1	17	0	.342	1	4	2-2	44	1	3	.938

2022 GAME-BY-GAME

Date	Opponent	Pos	AB	R	H	RBI	2B	3B	HR	BB	SB	CS	HBP	SAC	SF	GDP	K	PO	A	E	Avg	
Feb 18	vs Manhattan	ph/of	3	0	0	0	0	0	0	0	0	0	0	0	0	0	2	0	0	0	.000	
Feb 25	vs Marist	ph/of	3	2	2	2	0	0	0	0	0	0	0	0	0	0	0	4	0	0	.333	
Feb 26	vs Monmouth-1	of	2	0	1	1	0	0	0	0	0	0	0	0	0	0	0	0	0	0	.375	
Feb 26	vs Monmouth-2	*of	3	2	2	1	0	1	0	0	0	0	0	1	0	0	1	0	0	0	.455	
Mar 04	vs Illinois	*of	4	2	2	1	0	0	1	0	0	0	0	0	0	0	0	5	1	0	.467	
Mar 05	vs Michigan State	*of	2	1	1	0	1	0	0	0	0	0	0	1	0	0	0	4	0	0	.471	
Mar 06	at Minnesota Goph	*of	3	0	0	0	0	0	0	1	0	0	0	0	0	0	0	1	0	0	.400	
Mar 08	at Elon	*of	3	1	2	0	0	0	0	0	0	0	1	0	0	0	0	5	0	0	.435	
Mar 11	at NC State	*of	6	1	1	0	0	0	0	0	1	0	0	0	0	0	1	4	0	1	.379	
Mar 13	at NC State	*of	5	1	1	1	0	1	0	0	0	0	0	0	0	0	1	0	0	0	.353	
Mar 15	VALPARAISO	*of	4	2	1	1	0	0	0	1	1	0	0	0	0	0	0	0	0	0	.342	
Mar 25	VIRGINIA TECH	*of	5	0	1	0	1	0	0	0	0	0	0	0	0	0	1	0	0	1	.326	
Mar 29	NORTHERN ILLIN	*of	5	2	2	1	1	0	0	0	0	0	0	0	0	0	1	2	0	0	.333	
Apr 01	at Florida State	*of	5	0	0	0	0	0	0	0	0	0	0	0	0	0	3	1	0	0	.302	
Apr 02	at Florida State	*of	3	0	1	0	0	0	0	0	0	0	0	1	0	0	1	4	0	0	.304	
Apr 03	at Florida State	*of	5	0	0	0	0	0	0	0	0	0	0	0	0	0	3	2	0	0	.279	
Apr 23	WAKE FOREST	of	0	1	0	0	0	0	0	1	0	0	0	0	0	0	0	1	0	0	.279	
Apr 30	BOSTON COLLEG	*of	3	1	1	1	0	0	0	0	0	0	0	1	0	0	0	6	0	0	.281	
May 01	BOSTON COLLEG	of	0	0	0	0	0	0	0	0	0	0	0	0	0	0	0	0	0	0	.281	
May 10	MICHIGAN STATE	of	1	0	0	0	0	0	0	0	0	0	0	0	0	0	0	1	0	0	.277	
May 13	PITT	of	0	0	0	0	0	0	0	0	0	0	0	0	0	0	0	0	0	0	.277	
May 14	PITT	of	0	0	0	1	0	0	0	0	0	0	0	1	0	0	0	0	0	0	.277	
Totals			14gs	65	16	18	10	3	2	1	3	2	0	1	4	1	0	14	40	1	2	.277

On base pct. .314 • Slugging pct. .431

2022 NOTRE DAME BASEBALL GAME NOTES

#7 JACK ZYSKA



Senior/OF

Career Highs

Hits: 3 (3x, MR 5/10/22 vs. MSU)
Runs: 3 (5/14/19 at NU)
HR: 2 (4/24/22 vs. WF)
RBI: 4 (3x, MR 5/1/22 vs. BC)

News & Notes

- Tied a career high with 3 hits against Michigan State (5/10/22)
- Tied a career high with 4 RBI against Boston College (5/1/22)
- Set a career high with 2 home runs and tied a career high with 4 RBI against Wake Forest (4/24/22)
- Tied a career high with 3 hits against Wake Forest (4/22/22)

CAREER SUMMARY

Year	avg	gp-gs	ab	r	h	2b	3b	hr	rbi	tb	slg%	bb	hbp	so	gdp	ob%	sf	sh	sb-att	po	a	e	fld%
2019	.211	44-30	114	15	24	6	1	2	21	38	.333	12	1	26	2	.285	3	3	2-3	38	0	3	.927
2020	.238	7-5	21	3	5	1	0	2	5	12	.571	1	1	1	0	.304	0	0	0-0	4	0	0	1.000
2021	.189	20-11	37	4	7	1	0	0	0	8	.216	8	0	14	0	.333	0	1	5-5	17	1	1	.947
2022	.330	29-22	94	24	31	10	0	8	29	65	.691	12	2	23	1	.413	1	0	3-4	19	0	0	1.000
TOTAL	.252	100-68	266	46	67	18	1	12	55	123	.462	33	4	64	3	.339	4	4	10-12	78	1	4	.952

2022 GAME-BY-GAME

Date	Opponent	Pos	AB	R	H	RBI	2B	3B	HR	BB	SB	CS	HBP	SAC	SF	GDP	K	PO	A	E	Avg	
Feb 18	vs Manhattan	ph/of	2	2	2	1	1	0	1	0	0	0	0	0	0	0	0	0	0	0	0	1.000
Feb 25	vs Marist	of	3	1	1	2	0	0	1	0	0	0	0	0	0	0	1	0	0	0	0	.600
Feb 26	vs Monmouth-1	ph/of	1	0	0	0	0	0	0	0	0	0	0	0	0	0	1	0	0	0	0	.500
Mar 08	at Elon	of	2	0	1	0	0	0	0	0	0	0	0	0	0	0	0	0	0	0	0	.500
Mar 15	VALPARAISO	ph/d	1	1	1	2	0	0	1	0	0	0	0	0	0	0	0	0	0	0	0	.556
Mar 18	at Louisville	*dh	5	2	2	2	0	0	1	0	0	0	0	0	0	0	0	0	0	0	0	.500
Mar 19	at Louisville	*dh	3	0	0	0	0	0	0	0	0	0	0	0	0	0	0	0	0	0	0	.412
Mar 20	at Louisville	*dh	4	0	2	0	0	0	0	0	0	1	0	0	0	0	0	0	0	0	0	.429
Mar 25	VIRGINIA TECH	ph	1	0	0	0	0	0	0	0	0	0	0	0	0	0	0	0	0	0	0	.409
Mar 29	NORTHERN ILLIN	*dh	2	0	0	0	0	0	0	1	0	0	0	0	0	0	1	0	0	0	0	.375
Apr 01	at Florida State	*dh	4	0	0	0	0	0	0	1	1	0	0	0	0	0	3	0	0	0	0	.321
Apr 10	CLEMSON	ph/d	3	1	2	1	1	0	0	1	0	0	0	0	0	0	1	0	0	0	0	.355
Apr 12	MICHIGAN	*dh	2	2	1	2	1	0	0	2	0	0	1	0	0	0	1	0	0	0	0	.364
Apr 14	at Duke	*dh	2	1	0	0	0	0	0	1	0	0	0	0	0	0	0	0	0	0	0	.343
Apr 15	at Duke	*dh	4	0	1	0	1	0	0	1	0	0	0	0	0	0	2	0	0	0	0	.333
Apr 16	at Duke	*dh	4	0	1	2	0	0	0	0	0	0	0	0	0	0	2	0	0	0	0	.326
Apr 19	VALPARAISO	*dh	3	0	1	2	1	0	0	0	0	0	0	0	0	0	2	0	0	0	0	.326
Apr 20	PURDUE FORT W	*dh	2	2	1	2	0	0	1	1	0	0	0	0	1	0	0	0	0	0	0	.333
Apr 22	WAKE FOREST	*of	4	2	3	1	0	0	0	1	0	0	0	0	0	0	0	3	0	0	0	.365
Apr 23	WAKE FOREST	*of	4	1	1	1	1	0	0	1	0	0	0	0	0	0	2	0	0	0	0	.357
Apr 24	WAKE FOREST	*of	4	2	2	4	0	0	2	0	0	1	0	0	0	0	2	4	0	0	0	.367
Apr 26	vs Michigan State	*of	3	0	0	0	0	0	0	2	0	0	0	0	0	0	0	4	0	0	0	.349
Apr 29	BOSTON COLLEG	*of	5	1	2	0	0	0	0	1	0	0	0	0	0	1	0	1	0	0	0	.353
Apr 30	BOSTON COLLEG	*dh	4	0	0	0	0	0	0	1	0	0	0	0	0	0	2	0	0	0	0	.333
May 01	BOSTON COLLEG	*of	5	2	2	4	0	0	1	0	0	0	0	0	0	0	1	2	0	0	0	.338
May 10	MICHIGAN STATE	*dh	5	2	3	2	2	0	0	0	0	0	0	0	0	0	0	0	0	0	0	.354
May 13	PITT	*dh	4	1	1	1	1	0	0	0	0	0	0	0	0	0	0	0	0	0	0	.349
May 14	PITT	*dh	4	1	1	0	1	0	0	0	0	0	0	0	0	0	1	0	0	0	0	.344
May 15	PITT	*of	4	0	0	0	0	0	0	0	0	0	0	0	0	0	1	5	0	0	0	.330
Totals			22gs	94	24	31	29	10	8	12	3	1	2	0	1	1	23	19	0	0	0	.330

On base pct. .413 • Slugging pct. .691

#8 DANNY NERI



Sophomore/C

Career Highs

Hits: 3 (2x, MR 4/10/22 vs. CU)

Runs: 2 (4/5/21 at UP)

HR: -

RBI: 3 (2/26/22~2 vs. MU)

News & Notes

- Tied a career high with 3 hits and 2 runs against Clemson (4/10/22)
- Set a career high with 3 hits and tied a career high with 2 runs against Clemson (4/9/22)
- Set a career high with 2 hits at Elon (3/8/22)
- Set a career high with 3 RBI against Monmouth (2/26/22~2)

CAREER SUMMARY

Year	avg	gp-gs	ab	r	h	2b	3b	hr	rbi	tb	slg%	bb	hbp	so	gdp	ob%	sf	sh	sb-att	po	a	e	fld%
2021	.261	13-8	23	3	6	0	0	0	1	6	.261	1	2	4	0	.346	0	0	1-1	60	5	0	1.000
2022	.286	21-15	56	9	16	3	1	2	11	27	.482	4	2	12	0	.349	1	0	1-1	151	27	0	1.000
TOTAL	.278	34-23	79	12	22	3	1	2	12	33	.418	5	4	16	0	.348	1	0	2-2	211	32	0	1.000

2022 GAME-BY-GAME

Date	Opponent	Pos	AB	R	H	RBI	2B	3B	HR	BB	SB	CS	HBP	SAC	SF	GDP	K	PO	A	E	Avg		
Feb 18	vs Manhattan	c	1	1	0	0	0	0	0	0	0	0	0	1	0	0	1	6	2	0	.000		
Feb 20	vs Delaware	*c	2	0	0	1	0	0	0	0	0	0	0	0	1	0	0	11	1	0	.000		
Feb 25	vs Marist	c	0	0	0	0	0	0	0	0	0	0	0	0	0	0	0	1	0	0	.000		
Feb 26	vs Monmouth-2	*c	4	0	1	3	0	1	0	0	0	0	0	0	0	0	1	14	3	0	.143		
Mar 06	at Minnesota Goph	*c	4	0	1	1	0	0	0	0	0	0	0	0	0	0	1	11	2	0	.182		
Mar 08	at Elon	c	2	0	2	1	0	0	0	0	0	0	0	0	0	0	0	7	1	0	.308		
Mar 11	at NC State	*c	6	0	1	1	1	0	0	0	0	0	0	0	0	0	2	12	4	0	.263		
Mar 15	VALPARAISO	*c	3	1	1	0	1	0	0	1	0	0	0	0	0	0	0	9	2	0	.273		
Mar 19	at Louisville	*c	3	0	0	0	0	0	0	1	1	0	0	0	0	0	1	8	2	0	.240		
Mar 25	VIRGINIA TECH	*c	2	1	1	0	0	0	0	0	0	0	1	0	0	0	0	7	3	0	.259		
Apr 02	at Florida State	*c	3	0	0	0	0	0	0	0	0	0	0	0	0	0	1	6	5	0	.233		
Apr 09	CLEMSON	*c	4	2	3	1	0	0	1	0	0	0	0	0	0	0	0	12	1	0	.294		
Apr 10	CLEMSON	*c	4	2	3	0	0	0	0	1	0	0	0	0	0	0	0	7	0	0	.342		
Apr 14	at Duke	*c	3	1	1	1	0	0	0	0	0	0	0	0	0	0	1	7	0	0	.341		
Apr 15	at Duke	ph/c	0	0	0	0	0	0	0	1	0	0	0	0	0	0	0	0	0	0	.341		
Apr 19	VALPARAISO	*c	4	0	0	0	0	0	0	0	0	0	0	0	0	0	1	10	0	0	.311		
Apr 24	WAKE FOREST	*c	5	1	1	2	0	0	1	0	0	0	0	0	0	0	2	7	1	0	.300		
Apr 26	vs Michigan State	c	1	0	1	0	1	0	0	0	0	0	0	0	0	0	0	2	0	0	.314		
May 01	BOSTON COLLEG	*c	3	0	0	0	0	0	0	0	0	0	0	0	0	0	1	6	0	0	.296		
May 10	MICHIGAN STATE	pr/c	0	0	0	0	0	0	0	0	0	0	0	0	0	0	0	2	0	0	.296		
May 15	PITT	*c	2	0	0	0	0	0	0	0	0	0	0	0	0	0	0	6	0	0	.286		
Totals			15gs	56	9	16	11	3	1	2	4	1	0	2	0	1	0	12	15	1	27	0	.286

On base pct. .349 • Slugging pct. .482

#11 JACK PENNEY



Freshman/INF

Career Highs
Hits: 2 (3x, MR 5/14/22 vs. Pitt)
Runs: 2 (2x, MR 3/15/22 vs. Valpo)
HR: 1 (4/19/22 vs. Valpo)
RBI: 2 (4x, MR vs. MR 5/15/22 vs. Pitt)

- News & Notes**
- Tied a career high with 2 hits (5/14/22) and two RBI (5/15/22) against Pitt
 - Tied a career high with 2 RBI and 2 hits against Wake Forest (4/24/22)
 - Hit his first career home run and tied a career high with 2 RBI against Valpo (4/19/22)
 - Set a career high with 2 hits and tied a career high with 2 runs against Valpo (3/15/22)
 - Set a career high with 2 runs against Monmouth (2/26/22~2)
 - Set a career high with 2 hits against Marist (2/25/22)
 - Made his collegiate debut against Manhattan (2/18/22)

CAREER SUMMARY

Year	avg	gp-gs	ab	r	h	2b	3b	hr	rbi	tb	slg%	bb	hbp	so	gdp	ob%	sf	sh	sb-att	po	a	e	fld%
2022	.326	28-8	43	10	14	4	2	2	11	28	.651	6	1	11	0	.412	1	0	2-2	14	19	3	.917
TOTAL	.326	28-8	43	10	14	4	2	2	11	28	.651	6	1	11	0	.412	1	0	2-2	14	19	3	.917

2022 GAME-BY-GAME

Date	Opponent	Pos	AB	R	H	RBI	2B	3B	HR	BB	SB	CS	HBP	SAC	SF	GDP	K	PO	A	E	Avg
Feb 18	vs Manhattan	ph/2	1	0	0	1	0	0	0	1	0	0	0	0	1	0	0	0	0	0	.000
Feb 25	vs Marist	ss	1	2	1	0	1	0	0	1	0	0	0	0	0	0	0	0	0	0	.500
Feb 26	vs Monmouth-1	ph/ss	2	0	1	2	0	1	0	0	0	0	0	0	0	0	1	0	0	0	.500
Feb 26	vs Monmouth-2	3b	0	0	0	0	0	0	0	0	0	0	0	0	0	0	0	0	0	0	.500
Mar 04	vs Illinois	3b	0	0	0	0	0	0	0	0	0	0	0	0	0	0	0	1	0	0	.500
Mar 06	at Minnesota Goph	2b	2	0	0	0	0	0	0	0	0	0	0	0	0	0	0	2	2	0	.333
Mar 08	at Elon	*2b	6	1	1	1	0	0	0	0	0	0	0	0	0	0	1	2	1	0	.250
Mar 11	at NC State	3b	1	0	0	0	0	0	0	0	0	0	0	0	0	0	1	0	0	0	.231
Mar 15	VALPARAISO	*2b	4	2	2	1	2	0	0	1	0	0	0	0	0	0	1	4	0	0	.294
Mar 19	at Louisville	3b	0	0	0	0	0	0	0	0	0	0	0	0	0	0	0	0	0	0	.294
Mar 20	at Louisville	3b	0	0	0	0	0	0	0	0	0	0	0	0	0	0	0	0	0	0	.294
Mar 25	VIRGINIA TECH	3b	0	0	0	0	0	0	0	0	0	0	0	0	0	0	0	0	0	0	.294
Mar 29	NORTHERN ILLIN	3b	1	0	0	0	0	0	0	0	0	0	0	0	0	0	1	0	0	0	.278
Apr 02	at Florida State	pr/ss	0	1	0	0	0	0	0	0	0	0	0	0	0	0	0	0	0	0	.278
Apr 03	at Florida State	3b	0	0	0	0	0	0	0	0	0	0	0	0	0	0	0	0	0	0	.278
Apr 05	BUTLER	*2b	4	0	1	0	0	0	0	1	0	0	0	0	0	0	1	1	0	0	.273
Apr 09	CLEMSON	pr/2b	0	0	0	0	0	0	0	0	0	0	0	0	0	0	0	0	1	0	.273
Apr 12	MICHIGAN	2b	0	0	0	0	0	0	0	0	0	0	0	0	0	0	0	0	0	0	.273
Apr 14	at Duke	ph	1	0	0	0	0	0	0	0	0	0	0	0	0	0	0	0	0	0	.261
Apr 15	at Duke	ss	0	0	0	0	0	0	0	0	0	0	0	0	0	0	0	0	0	0	.261
Apr 19	VALPARAISO	*3b	3	1	1	2	0	0	1	0	0	0	0	0	0	0	0	1	0	1	.269
Apr 20	PURDUE FORT W	*3b/2	3	1	1	0	0	0	2	0	0	0	0	0	0	0	2	0	5	0	.276
Apr 23	WAKE FOREST	2b	0	0	0	0	0	0	0	0	0	0	0	0	0	0	0	0	1	0	.276
Apr 24	WAKE FOREST	*3b	4	0	2	2	0	1	0	1	0	0	0	0	0	0	1	0	4	0	.303
Apr 26	vs Michigan State	*3b	4	0	1	0	0	0	0	0	0	1	0	0	0	0	2	0	1	2	.297
May 01	BOSTON COLLEG	3b	0	0	0	0	0	0	0	0	0	0	0	0	0	0	0	0	0	0	.297
May 14	PITT	2b	2	1	2	0	1	0	1	0	0	0	0	0	0	0	0	2	3	0	.333
May 15	PITT	*2b	4	1	1	2	0	0	1	0	0	0	0	0	0	0	0	1	1	0	.326
Totals		8gs	43	10	14	11	4	2	2	6	2	0	1	0	1	0	11	14	19	3	.326

On base pct. .412 • Slugging pct. .651

#13 JOEY SPENCE



Freshman/C
Career Highs
Hits: 1 (3x, MR 3/29/22 vs. NIU)
Runs: 1 (2/25/22 vs. MC)
HR: -
RBI: 1 (3x, MR 3/29/22 vs. NIU)

News & Notes
 • Made his collegiate debut against Manhattan (2/18/22)

CAREER SUMMARY

Year	avg	gp-gs	ab	r	h	2b	3b	hr	rbi	tb	slg%	bb	hbp	so	gdp	ob%	sf	sh	sb-att	po	a	e	fld%
2022	.231	14-1	13	1	3	3	0	0	3	6	.462	2	0	5	0	.313	1	0	0-0	7	1	0	1.000
TOTAL	.231	14-1	13	1	3	3	0	0	3	6	.462	2	0	5	0	.313	1	0	0-0	7	1	0	1.000

2022 GAME-BY-GAME

Date	Opponent	Pos	AB	R	H	RBI	2B	3B	HR	BB	SB	CS	HBP	SAC	SF	GDP	K	PO	A	E	Avg
Feb 18	vs Manhattan	1b	1	0	1	1	1	0	0	1	0	0	0	0	0	0	0	4	1	0	1.000
Feb 25	vs Marist	1b	2	1	1	1	1	0	0	0	0	0	0	0	0	0	0	2	0	0	.667
Feb 26	vs Monmouth-1	ph/1	1	0	0	0	0	0	0	0	0	0	0	0	0	0	1	1	0	0	.500
Mar 08	at Elon	ph	1	0	0	0	0	0	0	0	0	0	0	0	0	0	0	0	0	0	.400
Mar 11	at NC State	*dh	2	0	0	0	0	0	0	0	0	0	0	0	0	0	1	0	0	0	.286
Mar 15	VALPARAISO	ph	1	0	0	0	0	0	0	0	0	0	0	0	0	0	0	0	0	0	.250
Mar 29	NORTHERN ILLIN	ph/d	1	0	1	1	1	0	0	0	0	0	0	0	1	0	0	0	0	0	.333
Apr 02	at Florida State	ph	0	0	0	0	0	0	0	0	0	0	0	0	0	0	0	0	0	0	.333
Apr 09	CLEMSON	ph	1	0	0	0	0	0	0	0	0	0	0	0	0	0	1	0	0	0	.300
Apr 12	MICHIGAN	1b	0	0	0	0	0	0	0	0	0	0	0	0	0	0	0	0	0	0	.300
Apr 14	at Duke	ph	0	0	0	0	0	0	0	1	0	0	0	0	0	0	0	0	0	0	.300
Apr 15	at Duke	ph	1	0	0	0	0	0	0	0	0	0	0	0	0	0	1	0	0	0	.273
Apr 20	PURDUE FORT W	ph/d	1	0	0	0	0	0	0	0	0	0	0	0	0	0	0	0	0	0	.250
Apr 23	WAKE FOREST	ph	1	0	0	0	0	0	0	0	0	0	0	0	0	0	1	0	0	0	.231
Totals		1gs	13	1	3	3	3	0	0	2	0	0	0	0	1	0	5	7	1	0	.231

On base pct. .312 • Slugging pct. .462

#14 ZACK PRAJZNER



Senior/INF

Career Highs
Hits: 4 (5/26/21 vs. VT)
Runs: 3 (6x, MR 4/24/22 vs. WF)
HR: 1 (12x, MR 4/30/22 vs. BC)
RBI: 4 (2x, MR 4/30/22 vs. BC)

- News & Notes**
- Tied a career high with 4 RBI against Boston College (4/30/22)
 - Tied a career high with 3 runs against Wake Forest (4/23/22 & 4/24/22)
 - Tied a career high with 3 runs against Northern Illinois (3/29/22)
 - Tied a career high with 3 runs against Elon (3/8/22)

CAREER SUMMARY


Year	avg	gp-gs	ab	r	h	2b	3b	hr	rbi	tb	slg%	bb	hbp	so	gdp	ob%	sf	sh	sb-att	po	a	e	fld%
2019	.261	43-30	92	11	24	5	0	1	8	32	.348	8	10	23	5	.382	0	5	2-3	45	80	10	.926
2020	.306	13-13	49	13	15	3	0	2	8	24	.490	10	1	8	0	.433	0	2	0-1	21	28	5	.907
2021	.280	47-47	157	32	44	8	0	6	23	70	.446	21	6	42	1	.380	3	5	3-6	63	135	8	.961
2022	.297	42-42	148	38	44	5	0	3	24	58	.392	16	3	29	1	.375	1	2	2-4	47	94	8	.946
TOTAL	.285	145-132	446	94	127	21	0	12	63	184	.413	55	20	102	7	.385	4	14	7-14	176	337	31	.943

2022 GAME-BY-GAME

Date	Opponent	Pos	AB	R	H	RBI	2B	3B	HR	BB	SB	CS	HBP	SAC	SF	GDP	K	PO	A	E	Avg	
Feb 18	vs Manhattan	*ss	4	1	2	1	0	0	0	0	0	0	0	0	0	0	1	0	4	0	.500	
Feb 19	at Stetson	*ss	4	2	1	0	0	0	0	0	1	0	0	0	0	0	0	0	1	0	.375	
Feb 20	vs Delaware	*ss	3	1	1	0	1	0	0	1	0	0	0	0	0	0	0	1	1	0	.364	
Feb 25	vs Marist	*ss	3	1	1	0	0	0	0	0	0	0	0	0	0	0	1	1	2	0	.357	
Feb 26	vs Monmouth-1	*ss	2	1	0	1	0	0	0	1	0	0	0	0	1	0	0	2	2	0	.312	
Feb 26	vs Monmouth-2	*ss	3	1	1	3	0	0	0	0	0	0	1	0	0	0	0	1	0	0	.316	
Mar 04	vs Illinois	*ss	3	1	0	0	0	0	0	1	0	0	0	0	0	0	3	2	3	0	.273	
Mar 05	vs Michigan State	*ss	3	0	0	0	0	0	0	0	0	0	0	0	0	0	0	2	4	0	.240	
Mar 06	at Minnesota Goph	*ss	2	0	1	0	0	0	0	1	0	0	0	1	0	0	1	1	3	0	.259	
Mar 08	at Elon	*ss	5	3	3	0	2	0	0	0	0	0	0	0	0	0	1	0	1	0	.312	
Mar 11	at NC State	*ss	5	1	2	2	0	0	1	0	0	0	0	0	0	0	1	0	4	0	.324	
Mar 13	at NC State	*ss	3	1	0	0	0	0	0	0	0	1	0	0	0	0	2	2	3	0	.300	
Mar 15	VALPARAISO	*ss	5	0	0	0	0	0	0	0	0	0	0	0	0	0	0	1	1	0	.267	
Mar 18	at Louisville	*ss	3	1	0	0	0	0	0	2	0	0	0	0	0	0	1	2	0	1	.250	
Mar 19	at Louisville	*ss	2	0	0	0	0	0	0	1	0	0	0	0	0	0	1	1	0	0	.240	
Mar 20	at Louisville	*ss	2	1	0	0	0	0	0	2	0	0	0	0	0	0	0	0	0	0	.231	
Mar 25	VIRGINIA TECH	*ss	4	0	2	1	0	0	0	0	0	1	0	0	0	0	2	1	3	0	.250	
Mar 29	NORTHERN ILLIN	*ss	3	3	3	2	0	0	0	1	0	0	0	0	0	0	0	1	4	0	.288	
Apr 01	at Florida State	*ss	4	0	0	0	0	0	0	0	0	0	0	0	0	0	3	1	1	0	.270	
Apr 02	at Florida State	*ss	3	0	0	0	0	0	0	0	0	0	0	0	0	0	2	1	2	0	.258	
Apr 03	at Florida State	*ss	4	0	1	0	0	0	0	0	0	0	0	0	0	0	1	2	4	0	.257	
Apr 05	BUTLER	*ss	4	1	1	1	0	0	0	0	0	0	0	0	0	0	0	0	3	0	.257	
Apr 08	CLEMSON	*ss	2	0	0	0	0	0	0	0	0	0	0	1	0	0	0	0	2	2	.250	
Apr 09	CLEMSON	*ss	4	0	1	0	0	0	0	0	0	0	0	0	0	1	0	1	2	1	.250	
Apr 10	CLEMSON	*ss	4	0	0	0	0	0	0	0	0	0	0	0	0	0	2	3	4	0	.238	
Apr 12	MICHIGAN	*ss	3	3	1	3	0	0	0	2	0	0	0	0	0	0	0	0	1	0	.241	
Apr 14	at Duke	*ss	2	1	1	0	0	0	0	1	0	0	0	0	0	0	0	4	2	0	.247	
Apr 15	at Duke	*ss	4	0	0	0	0	0	0	0	0	0	0	0	0	0	2	1	5	2	.237	
Apr 16	at Duke	*ss	3	0	2	0	0	0	0	0	0	0	0	0	0	0	0	1	3	1	.250	
Apr 19	VALPARAISO	*ss	3	1	1	0	0	0	0	0	0	0	0	0	0	0	0	1	3	0	.253	
Apr 20	PURDUE FORT W	*ss	5	2	2	0	0	0	0	0	0	0	0	0	0	0	0	0	1	0	.260	
Apr 22	WAKE FOREST	*ss	4	0	0	1	0	0	0	0	0	0	0	0	0	0	1	2	2	0	.250	
Apr 23	WAKE FOREST	*ss	4	3	2	2	0	0	1	1	0	0	0	0	0	0	0	2	4	0	.259	
Apr 24	WAKE FOREST	*ss	5	3	3	2	0	0	0	0	0	0	0	0	0	0	0	1	4	0	.274	
Apr 26	vs Michigan State	*ss	4	0	1	0	0	0	0	0	0	0	0	0	0	0	1	1	1	1	.273	
Apr 29	BOSTON COLLEG	*ss	4	0	1	0	0	0	0	0	0	0	0	0	0	0	0	1	2	0	.272	
Apr 30	BOSTON COLLEG	*ss	4	1	1	4	0	0	1	0	0	0	0	0	0	0	1	0	3	0	.271	
May 01	BOSTON COLLEG	*ss	4	2	3	0	1	0	0	0	0	1	0	0	0	0	0	0	3	0	.286	
May 10	MICHIGAN STATE	*ss	4	1	2	0	0	0	0	1	0	0	0	0	0	0	0	0	2	0	.292	
May 13	PITT	*ss	3	0	0	0	0	0	0	1	0	0	0	0	0	0	1	1	2	0	.286	
May 14	PITT	*ss	4	2	2	1	1	0	0	1	0	0	0	0	0	0	0	1	2	0	.292	
May 15	PITT	*ss	4	0	2	0	0	0	0	0	1	0	0	0	0	0	1	3	0	0	.297	
Totals			42gs	148	38	44	24	5	0	3	16	2	2	3	2	1	1	29	47	94	8	.297

On base pct. .375 • Slugging pct. .392

#16 JARED MILLER



Graduate Student/INF

Career Highs

Hits: 4 (2x, MR 3/14/21 at UVA)
Runs: 4 (2/28/21 at WF)
HR: 1 (5x, MR 5/26/21 vs. VT)
RBI: 4 (2x, MR 5/1/22 vs. BC)
SB: 3 (3/7/21 at CU)

News & Notes

- 2x Team Captain (2022, 2021)
- Tied a career high with 4 RBI and hit his first career grand slam against Boston College (5/1/22)

CAREER SUMMARY

Year	avg	gp-gs	ab	r	h	2b	3b	hr	rbi	tb	slg%	bb	hbp	so	gdp	ob%	sf	sh	sb-att	po	a	e	fld%
2018	.169	33-18	59	10	10	0	0	0	6	10	.169	6	4	10	1	.286	1	2	2-2	13	36	3	.942
2019	.223	54-54	184	21	41	7	0	1	22	51	.277	22	3	40	2	.313	2	7	13-14	88	132	19	.921
2020	.255	12-12	51	5	13	6	0	0	10	19	.373	5	1	5	1	.328	1	2	4-5	17	21	3	.927
2021	.257	39-37	144	32	37	11	3	4	24	66	.458	12	5	31	4	.335	0	3	7-11	83	106	1	.995
2022	.258	38-38	132	29	34	5	0	3	22	48	.364	22	4	30	3	.375	2	2	7-10	56	101	4	.975
TOTAL	.237	176-159	570	97	135	29	3	8	84	194	.340	67	17	116	11	.332	6	16	33-42	257	396	30	.956


2022 GAME-BY-GAME

Date	Opponent	Pos	AB	R	H	RBI	2B	3B	HR	BB	SB	CS	HBP	SAC	SF	GDP	K	PO	A	E	Avg	
Feb 18	vs Manhattan	*2b	2	1	1	2	0	0	0	0	0	0	0	0	1	0	1	3	1	0	.500	
Feb 19	at Stetson	*2b	3	0	0	0	0	0	0	0	0	0	0	1	0	0	0	3	1	0	.200	
Feb 20	vs Delaware	*2b	3	1	1	0	0	0	0	1	0	1	0	0	0	0	0	3	3	0	.250	
Feb 25	vs Marist	*2b	3	1	1	0	0	0	0	1	0	0	0	0	0	0	2	1	2	0	.273	
Feb 26	vs Monmouth-1	*2b	2	2	2	1	0	0	0	4	1	0	0	0	0	0	0	2	5	0	.385	
Feb 26	vs Monmouth-2	*2b	4	1	2	0	0	0	0	0	0	0	0	0	0	0	0	4	2	0	.412	
Mar 04	vs Illinois	*2b	4	0	1	2	0	0	0	0	0	0	0	0	0	0	1	0	0	0	.381	
Mar 05	vs Michigan State	*2b	3	0	0	0	0	0	0	0	0	0	0	0	0	0	0	0	1	0	.333	
Mar 06	at Minnesota Goph	*2b	2	1	1	0	1	0	0	0	0	0	0	0	0	0	0	0	0	0	.346	
Mar 11	at NC State	*2b	5	2	1	0	1	0	0	1	0	0	0	0	0	0	1	2	3	0	.323	
Mar 13	at NC State	*2b	3	3	1	0	0	0	0	2	1	0	0	0	0	0	0	2	6	0	.324	
Mar 18	at Louisville	*2b	5	1	1	1	1	0	0	0	0	0	0	0	0	0	1	0	3	0	.308	
Mar 19	at Louisville	*2b	3	0	0	0	0	0	0	0	0	0	1	0	0	0	1	0	4	0	.286	
Mar 20	at Louisville	*2b	4	0	0	1	0	0	0	0	0	0	0	0	1	1	0	4	4	1	.261	
Mar 25	VIRGINIA TECH	*2b	5	1	2	0	0	0	0	0	1	0	0	0	0	0	3	4	5	0	.275	
Mar 29	NORTHERN ILLIN	*2b	3	1	2	2	0	0	1	0	2	0	0	0	0	0	0	2	0	0	.296	
Apr 01	at Florida State	*2b	5	0	0	0	0	0	0	0	0	0	0	0	0	0	2	2	2	0	.271	
Apr 02	at Florida State	*2b	5	0	1	2	0	0	0	0	0	0	0	0	0	0	1	2	4	0	.266	
Apr 03	at Florida State	*2b	4	1	2	0	0	0	0	1	0	1	0	0	0	0	1	4	4	0	.279	
Apr 08	CLEMSON	*2b	4	0	0	0	0	0	0	0	0	0	0	0	0	0	1	1	4	0	.264	
Apr 09	CLEMSON	*2b	4	1	2	0	0	0	0	1	0	1	0	0	0	0	0	2	1	0	.276	
Apr 10	CLEMSON	*2b	4	3	3	1	0	0	1	1	0	0	0	0	0	0	0	2	4	0	.300	
Apr 12	MICHIGAN	*2b	4	0	0	0	0	0	0	1	0	0	0	0	0	0	2	1	4	0	.286	
Apr 14	at Duke	*2b	4	0	0	0	0	0	0	0	0	0	0	0	0	0	2	1	1	0	.273	
Apr 15	at Duke	*2b	3	0	0	0	0	0	0	2	0	0	0	0	0	0	0	6	0	0	.264	
Apr 16	at Duke	*2b	3	0	0	0	0	0	0	1	0	0	0	0	0	0	3	0	4	0	.255	
Apr 19	VALPARAISO	*2b	3	0	0	0	0	0	0	0	0	0	0	0	0	0	0	2	0	0	.247	
Apr 20	PURDUE FORT W	*2b	4	0	1	1	0	0	0	0	0	0	0	0	0	0	1	0	2	0	.248	
Apr 22	WAKE FOREST	*2b	2	1	1	0	0	0	0	1	0	0	0	1	0	0	0	1	4	1	.252	
Apr 23	WAKE FOREST	*2b	3	2	2	1	1	0	0	1	0	0	0	0	0	0	1	0	2	1	.264	
Apr 24	WAKE FOREST	*2b	2	2	0	0	0	0	0	2	0	1	0	0	0	0	0	5	2	0	.259	
Apr 26	vs Michigan State	*2b	3	1	0	0	0	0	0	1	0	0	0	1	0	0	3	2	2	0	.252	
Apr 29	BOSTON COLLEGE	*2b	3	0	1	1	0	0	0	1	0	0	0	0	0	1	0	0	2	1	.254	
Apr 30	BOSTON COLLEGE	*2b	4	1	1	0	0	0	0	0	0	0	0	0	0	0	3	0	0	0	.254	
May 01	BOSTON COLLEGE	*2b	4	2	2	4	0	0	1	0	0	1	0	0	0	1	0	1	0	0	.262	
May 10	MICHIGAN STATE	*2b	5	0	1	2	0	0	0	0	0	0	0	0	0	0	2	2	4	0	.260	
May 13	PITT	*2b	4	0	0	0	0	0	0	0	0	0	0	0	0	0	1	0	4	0	.252	
May 14	PITT	*2b	1	0	1	1	1	0	0	0	0	0	0	0	0	0	0	0	0	0	.258	
Totals			38gs	132	29	34	22	5	0	3	22	7	3	4	2	2	3	30	56	101	4	.258

On base pct. .375 • Slugging pct. .364

2022 NOTRE DAME BASEBALL GAME NOTES

#17 AIDAN TYRELL



Senior/LHP

Career Highs

IP: 8.0 (6/6/21 vs. CMU)

Strikeouts: 6 (3x, MR 2/18/22 vs. MU)

News & Notes

- 2022 Team Captain
- Tied a career high with 6 strikeouts against Manhattan (2/18/22)
- Led the Irish starters in 2021 with a 2.70 ERA

CAREER SUMMARY

Year	era	w-l	app	gs	cg	sho	sv	ip	h	r	er	bb	so	2b	3b	hr	bf	bavg	wp	hbp	bk	sfa	sha
2019	15.00	0-1	9	1	0	0/0	0	6.0	6	12	10	12	5	2	0	1	38	.240	1	1	0	0	0
2020	2.25	0-0	5	0	0	0/0	1	8.0	4	3	2	3	5	0	0	0	32	.148	1	0	0	1	1
2021	2.70	5-1	17	8	0	0/2	2	60.0	50	19	18	19	43	5	2	6	245	.230	3	5	0	2	2
2022	3.48	5-0	20	5	0	0/1	0	41.1	41	18	16	12	31	8	0	2	178	.256	5	5	0	1	0
TOTAL	3.59	10-2	51	14	0	0/3	3	115.1	101	52	46	46	84	15	2	9	493	.235	10	11	0	4	3

2022 GAME-BY-GAME

Date	Opponent	GS	IP	H	R	ER	BB	SO	2B	3B	HR	WP	BK	HBP	IBB	Score	W-L	Sv	ERA	NP
Feb 18	vs Manhattan	*	4.0	3	0	0	2	6	0	0	0	0	0	0	0	17-2	1-0	0	0.00	61
Feb 25	vs Marist	*	7.0	3	0	0	1	5	0	0	0	0	0	0	0	20-2	2-0	0	0.00	88
Mar 04	vs Illinois	*	5.0	6	1	1	0	4	2	0	0	0	0	1	0	6-1	3-0	0	0.56	73
Mar 11	at NC State	*	4.0	7	4	3	0	4	1	0	0	2	0	0	0	8-4	3-0	0	1.80	65
Mar 18	at Louisville	*	1.0	4	5	5	1	1	1	0	1	0	0	0	0	11-16	3-0	0	3.86	30
Mar 25	VIRGINIA TECH		0.2	0	1	1	0	0	0	0	0	0	0	1	0	5-10	3-0	0	4.15	11
Apr 01	at Florida State		1.0	0	0	0	0	1	0	0	0	0	0	1	0	2-0	3-0	0	3.97	16
Apr 03	at Florida State		4.2	5	1	0	1	2	0	0	0	1	0	0	0	9-7	4-0	0	3.29	69
Apr 12	MICHIGAN		2.2	0	0	0	0	2	0	0	0	1	0	0	0	14-5	4-0	0	3.00	30
Apr 15	at Duke		0.0	1	0	0	0	0	0	0	0	0	0	1	0	3-4	4-0	0	3.00	7
Apr 16	at Duke		0.2	1	1	1	2	0	1	0	0	0	0	0	0	2-6	4-0	0	3.23	20
Apr 19	VALPARAISO		2.0	1	0	0	0	1	0	0	0	0	0	0	0	5-1	4-0	0	3.03	26
Apr 23	WAKE FOREST		0.1	0	0	0	2	0	0	0	0	0	0	0	0	21-3	4-0	0	3.00	17
Apr 24	WAKE FOREST		3.0	1	0	0	1	1	0	0	0	0	0	0	0	13-12	5-0	0	2.75	28
Apr 26	vs Michigan State		0.2	0	0	0	0	0	0	0	0	0	0	0	0	2-6	5-0	0	2.70	15
Apr 30	BOSTON COLLEG		1.1	1	0	0	0	2	0	0	0	0	0	0	0	11-5	5-0	0	2.61	15
May 01	BOSTON COLLEG		1.2	2	1	1	1	1	0	0	1	0	0	1	0	16-10	5-0	0	2.72	34
May 10	MICHIGAN STATE		0.2	4	3	3	0	0	2	0	0	1	0	0	0	15-6	5-0	0	3.35	19
May 13	PITT		1.0	1	0	0	1	1	0	0	0	0	0	0	0	8-3	5-0	0	3.27	28
May 15	PITT		0.0	1	1	1	0	0	1	0	0	0	0	0	0	2-5	5-0	0	3.48	1
Totals		5	41.1	41	18	16	12	31	8	0	2	5	0	5	0	190-10	5-0	0	3.48	-

#18 NICK JUAIRE



Redshirt Sophomore/C

Career Highs
Hits: 3 (4/29/22 vs. BC)
Runs: 2 (2x, MR 5/1/22 vs. BC)
RBI: 2 (2x, MR 4/20/22 vs. PFW)

News & Notes

- Tied a career high with 2 runs against Boston College (5/1/22)
- Set a career high with 3 hits and 2 runs against Boston College (4/29/22)
- Tied a career high with 2 hits and 1 run against Butler (4/5/22)
- Set a career high with 2 runs and 2 hits against Marist (2/25/22)
- Junior college transfer from Iowa Western JC. Originally began his career at TCU

NOTRE DAME CAREER SUMMARY

Year	avg	gp-gs	ab	r	h	2b	3b	hr	rbi	tb	slg%	bb	hbp	so	gdp	ob%	sf	sh	sb-att	po	a	e	fld%
2021	.286	13-0	14	1	4	0	0	0	0	4	.286	1	0	6	0	.333	0	0	0-0	4	0	0	1.000
2022	.395	19-9	43	10	17	4	1	1	10	26	.605	4	0	5	0	.438	1	0	1-1	0	0	0	.000
TOTAL	.368	32-9	57	11	21	4	1	1	10	30	.526	5	0	11	0	.413	1	0	1-1	4	0	0	1.000

2022 GAME-BY-GAME

Date	Opponent	Pos	AB	R	H	RBI	2B	3B	HR	BB	SB	CS	HBP	SAC	SF	GDP	K	PO	A	E	Avg	
Feb 25	vs Marist	ph/d	2	1	2	2	0	0	0	1	0	0	0	0	0	0	0	0	0	0	0	1.000
Feb 26	vs Monmouth-1	ph	1	0	1	0	0	0	0	0	0	0	0	0	0	0	0	0	0	0	0	1.000
Mar 06	at Minnesota Goph	ph	1	0	0	0	0	0	0	0	0	0	0	0	0	0	0	0	0	0	0	.750
Mar 08	at Elon	ph	1	0	0	0	0	0	0	0	0	0	0	0	0	0	0	0	0	0	0	.600
Mar 15	VALPARAISO	ph	1	1	1	1	1	0	0	0	0	0	0	0	0	0	0	0	0	0	0	.667
Mar 19	at Louisville	ph	1	0	0	0	0	0	0	0	0	0	0	0	0	0	0	0	0	0	0	.571
Mar 25	VIRGINIA TECH	ph	1	0	1	0	0	0	0	0	0	0	0	0	0	0	0	0	0	0	0	.625
Apr 02	at Florida State	ph	0	0	0	0	0	0	0	1	0	0	0	0	0	0	0	0	0	0	0	.625
Apr 03	at Florida State	*dh	3	1	1	0	0	0	0	0	0	0	0	0	0	0	0	0	0	0	0	.545
Apr 05	BUTLER	*dh	4	1	2	1	0	0	0	0	0	0	0	0	0	0	0	1	0	0	0	.533
Apr 08	CLEMSON	*dh	3	0	0	1	0	0	0	0	0	0	0	0	1	0	1	0	0	0	0	.444
Apr 09	CLEMSON	*dh	3	1	1	1	0	0	1	0	0	0	0	0	0	0	0	0	0	0	0	.429
Apr 14	at Duke	ph	1	0	0	0	0	0	0	0	0	0	0	0	0	0	1	0	0	0	0	.409
Apr 20	PURDUE FORT W	ph	1	0	1	2	1	0	0	0	0	0	0	0	0	0	0	0	0	0	0	.435
Apr 22	WAKE FOREST	*dh	4	0	1	1	0	1	0	0	0	0	0	0	0	0	0	1	0	0	0	.407
Apr 23	WAKE FOREST	*dh	4	1	0	1	0	0	0	0	0	0	0	0	0	0	0	1	0	0	0	.355
Apr 29	BOSTON COLLEG	*dh	5	2	3	0	1	0	0	0	0	0	0	0	0	0	0	0	0	0	0	.389
May 01	BOSTON COLLEG	*dh	4	2	2	0	1	0	0	1	1	0	0	0	0	0	0	0	0	0	0	.400
May 15	PITT	*dh	3	0	1	0	0	0	0	1	0	0	0	0	0	0	0	0	0	0	0	.395
Totals		9gs	43	10	17	10	4	1	1	4	1	0	0	0	1	0	5	0	0	0	0	.395

On base pct. .438 • Slugging pct. .605

#19 CASEY KMET



Junior/INF
Career Highs
Hits: 1 (2/25/22 vs. MC)
Runs: 1 (4/22/22 vs. WF)
RBI: 1 (2/25/22 vs. MC)

News & Notes
•

CAREER SUMMARY

Year	avg	gp-gs	ab	r	h	2b	3b	hr	rbi	tb	slg%	bb	hbp	so	gdp	ob%	sf	sh	sb-att	po	a	e	fld%
2021	.000	6-0	2	0	0	0	0	0	0	0	.000	0	0	1	0	.000	0	0	0-0	1	0	0	1.000
2022	.200	4-0	5	1	1	1	0	0	1	2	.400	0	0	2	0	.200	0	0	0-0	0	2	1	.667
TOTAL	.143	10-0	7	1	1	1	0	0	1	2	.286	0	0	3	0	.143	0	0	0-0	1	2	1	.750

2022 GAME-BY-GAME

Date	Opponent	Pos	AB	R	H	RBI	2B	3B	HR	BB	SB	CS	HBP	SAC	SF	GDP	K	PO	A	E	Avg	
Feb 18	vs Manhattan	3b	1	0	0	0	0	0	0	0	0	0	0	0	0	0	0	0	1	0	0	.000
Feb 25	vs Marist	ph/3	3	0	1	1	1	0	0	0	0	0	0	0	0	0	1	0	0	1	0	.250
Feb 26	vs Monmouth-1	3b	0	0	0	0	0	0	0	0	0	0	0	0	0	0	0	0	1	0	0	.250
Apr 22	WAKE FOREST	pr/dh	1	1	0	0	0	0	0	0	0	0	0	0	0	0	1	0	0	0	0	.200
Totals		0gs	5	1	1	1	1	0	0	0	0	0	0	0	0	0	2	0	2	1	0	.200

On base pct. .200 • Slugging pct. .400

#20 NICK DEMARCO



Freshman/INF/RHP

Career Highs

Hits: 1 (2x, MR vs. 4/20/22 vs. PFW)
Runs: 1 (2x, MR vs. 4/20/22 vs. PFW)
RBI: -
IP: 1.0 (4/14/22 at DU)
Strikeouts: 1 (4/14/22 at DU)

News & Notes

- Made his collegiate debut against Manhattan (2/18/22)
- 2021 Gatorade Illinois Player of the Year

CAREER SUMMARY

Year	avg	gp-gs	ab	r	h	2b	3b	hr	rbi	tb	slg%	bb	hbp	so	gdp	ob%	sf	sh	sb-att	po	a	e	fld%
2022	.286	9-0	7	2	2	0	0	0	0	2	.286	1	0	1	0	.375	0	0	0-0	2	2	0	1.000
TOTAL	.286	9-0	7	2	2	0	0	0	0	2	.286	1	0	1	0	.375	0	0	0-0	2	2	0	1.000

Year	era	w-l	app	gs	cg	sho	sv	ip	h	r	er	bb	so	2b	3b	hr	bf	bavg	wp	hbp	bk	sfa	sha
2022	27.00	0-0	1	0	0	0/0	0	1.0	4	3	3	0	1	1	0	0	8	.571	0	1	0	0	0
TOTAL	27.00	0-0	1	0	0	0/0	0	1.0	4	3	3	0	1	1	0	0	8	.571	0	1	0	0	0

2022 GAME-BY-GAME

Date	Opponent	Pos	AB	R	H	RBI	2B	3B	HR	BB	SB	CS	HBP	SAC	SF	GDP	K	PO	A	E	Avg
Feb 18	vs Manhattan	ss	2	0	0	0	0	0	0	0	0	0	0	0	0	0	0	1	0	0	.000
Feb 25	vs Marist	ph/2	2	0	1	0	0	0	0	0	0	0	0	0	0	0	0	0	1	0	.250
Feb 26	vs Monmouth-1	pr/3b	0	1	0	0	0	0	0	0	0	0	0	0	0	0	0	0	1	0	.250
Mar 08	at Elon	3b	0	0	0	0	0	0	0	1	0	0	0	0	0	0	0	0	0	0	.250
Mar 15	VALPARAISO	ss	0	0	0	0	0	0	0	0	0	0	0	0	0	0	0	0	0	0	.250
Mar 29	NORTHERN ILLIN	ph/2	1	0	0	0	0	0	0	0	0	0	0	0	0	0	1	1	0	0	.200
Apr 12	MICHIGAN	pr/3b	0	0	0	0	0	0	0	0	0	0	0	0	0	0	0	0	0	0	.200
Apr 20	PURDUE FORT W	3b	1	1	1	0	0	0	0	0	0	0	0	0	0	0	0	0	0	0	.333
Apr 23	WAKE FOREST	ph/ss	1	0	0	0	0	0	0	0	0	0	0	0	0	0	0	0	0	0	.286
Totals		0gs	7	2	2	0	0	0	0	1	0	0	0	0	0	0	1	2	2	0	.286

On base pct. .375 • Slugging pct. .286

Date	Opponent	GS	IP	H	R	ER	BB	SO	2B	3B	HR	WP	BK	HBP	IBB	Score	W-L	Sv	ERA	NP
Apr 14	at Duke		1.0	4	3	3	0	1	1	0	0	0	0	1	0	5-15	0-0	0	27.00	25
Totals		0	1.0	4	3	3	0	1	1	0	0	0	0	1	0	5-15	0-0	0	27.00	-

#21 BRADY GUMPF



Sophomore/OF

Career Highs

Hits: 1 (3x, MR 4/23/22 vs. WF)

Runs: 2 (4/23/22 vs. WF)

HR: 1 (4/23/22 vs. WF)

RBI: 2 (2x, MR 4/23/22 vs. WF)

News & Notes

- Hit his first career home run against Wake Forest (4/23/22)
- Made his collegiate debut against Manhattan (2/18/22)
- Son of longtime Notre Dame softball coach Deanna Gumpf

CAREER SUMMARY

Year	avg	gp-gs	ab	r	h	2b	3b	hr	rbi	tb	slg%	bb	hbp	so	gdp	ob%	sf	sh	sb-att	po	a	e	fld%
2022	.375	8-0	8	3	3	2	0	1	5	8	1.000	1	0	1	0	.444	0	0	0-0	0	0	0	.000
TOTAL	.375	8-0	8	3	3	2	0	1	5	8	1.000	1	0	1	0	.444	0	0	0-0	0	0	0	.000

2022 GAME-BY-GAME

Date	Opponent	Pos	AB	R	H	RBI	2B	3B	HR	BB	SB	CS	HBP	SAC	SF	GDP	K	PO	A	E	Avg
Feb 18	vs Manhattan	ph	1	0	0	0	0	0	0	0	0	0	0	0	0	0	1	0	0	0	.000
Feb 25	vs Marist	ph	1	0	0	0	0	0	0	0	0	0	0	0	0	0	0	0	0	0	.000
Feb 26	vs Monmouth-1	ph/of	1	1	0	1	0	0	0	0	0	0	0	0	0	0	0	0	0	0	.000
Mar 08	at Elon	of	1	0	0	0	0	0	0	0	0	0	0	0	0	0	0	0	0	0	.000
Mar 15	VALPARAISO	ph/of	1	0	1	2	1	0	0	0	0	0	0	0	0	0	0	0	0	0	.200
Mar 29	NORTHERN ILLIN	ph	1	0	1	0	1	0	0	0	0	0	0	0	0	0	0	0	0	0	.333
Apr 20	PURDUE FORT W	ph/1	1	0	0	0	0	0	0	0	0	0	0	0	0	0	0	0	0	0	.286
Apr 23	WAKE FOREST	ph/d	1	2	1	2	0	0	1	1	0	0	0	0	0	0	0	0	0	0	.375
Totals		ogs	8	3	3	5	2	0	1	1	0	0	0	0	0	0	1	0	0	0	.375

On base pct. .444 • Slugging pct. 1.000

#23 AUSTIN TEMPLE



Graduate Student/RHP

Career Highs

IP: 10.0 (5/24/19 vs. Stetson)
Strikeouts: 10 (5/14/22 vs. Pitt)

News & Notes

- Set a career high with 10 strikeouts against Pitt (5/14/22)
- Tied a career high with 9 strikeouts against Clemson (4/9/22)
- ACC Pitcher of the Week (3/7/22)
- 2022 Cambria College Classic Tournament MVP
- Tied a career high with 9 strikeouts against Minnesota (3/6/22)
- Set a career high with 9 strikeouts against Delaware (2/20/22)
- Graduate transfer from Jacksonville

NOTRE DAME CAREER SUMMARY

Year	era	w-l	app	gs	cg	sho	sv	ip	h	r	er	bb	so	2b	3b	hr	bf	bavg	wp	hbp	bk	sfa	sha
2022	3.33	3-1	12	10	0	0/1	2	48.2	32	20	18	22	65	4	0	4	195	.189	4	4	0	0	0
TOTAL	3.33	3-1	12	10	0	0/1	2	48.2	32	20	18	22	65	4	0	4	195	.189	4	4	0	0	0

2022 GAME-BY-GAME

Date	Opponent	GS	IP	H	R	ER	BB	SO	2B	3B	HR	WP	BK	HBP	IBB	Score	W-L	Sv	ERA	NP
Feb 20	vs Delaware	*	5.0	5	2	2	0	9	0	0	0	0	0	0	0	4-5	0-0	0	3.60	71
Feb 26	vs Monmouth-2	*	5.0	2	0	0	3	5	0	0	0	0	0	0	0	9-0	1-0	0	1.80	83
Mar 06	at Minnesota Goph	*	7.0	1	1	1	1	9	0	0	1	0	0	1	0	3-1	2-0	0	1.59	100
Mar 13	at NC State	*	4.0	1	1	1	1	4	0	0	1	0	0	1	0	11-4	2-0	1	1.71	60
Mar 20	at Louisville	*	5.0	4	3	3	4	7	0	0	0	2	0	1	0	5-7	2-0	1	2.42	98
Apr 03	at Florida State	*	0.1	1	3	3	3	1	0	0	0	0	0	0	0	9-7	2-0	1	3.42	26
Apr 05	BUTLER	*	1.0	0	0	0	0	2	0	0	0	0	0	0	0	5-2	2-0	2	3.29	10
Apr 09	CLEMSON	*	5.1	4	0	0	1	9	1	0	0	0	0	1	0	8-1	3-0	2	2.76	91
Apr 16	at Duke	*	3.0	4	3	2	1	2	0	0	0	0	0	0	0	2-6	3-1	2	3.03	54
Apr 23	WAKE FOREST	*	4.1	4	2	2	1	3	1	0	1	1	0	0	0	21-3	3-1	2	3.15	66
Apr 30	BOSTON COLLEG	*	4.0	3	4	4	3	4	1	0	1	1	0	0	0	11-5	3-1	2	3.68	68
May 14	PITT	*	4.2	3	1	0	4	10	1	0	0	0	0	0	0	8-1	3-1	2	3.33	90
Totals			10	48.2	32	20	18	22	65	4	0	4	4	0	4	96-42	3-1	2	3.33	-

#24 JACK FINDLAY



Freshman/LHP

Career Highs

IP: 4.1 (5/15/22 vs. Pitt)

Strikeouts: 8 (5/10/22 vs. MSU)

News & Notes

- Set a career high with 4.1 innings pitched against Pitt (5/15/22)
- Set a career high with 4.0 innings pitched and 8 strikeouts against Michigan State (5/10/22)
- Tied a career high with 3.1 innings pitched against Boston College (5/1/22)
- Set a career high with 3.1 innings pitched against Wake Forest (4/23/22)
- Set a career high with 4 strikeouts and tied a career high with 3.0 innings pitched against Purdue Fort Wayne (4/20/22)
- Tied a career high with 3.0 innings pitched against Butler (4/5/22)
- Made his collegiate debut against Elon (3/8/22)
- No. 61 on Perfect Game's Top-75 Freshmen List

CAREER SUMMARY

Year	era	w-l	app	gs	cg	sho	sv	ip	h	r	er	bb	so	2b	3b	hr	bf	bavg	wp	hbp	bk	sfa	sha
2022	0.81	5-1	12	7	0	0/0	0	33.1	20	5	3	10	36	2	0	1	131	.171	4	2	0	0	2
TOTAL	0.81	5-1	12	7	0	0/0	0	33.1	20	5	3	10	36	2	0	1	131	.171	4	2	0	0	2

2022 GAME-BY-GAME

Date	Opponent	GS	IP	H	R	ER	BB	SO	2B	3B	HR	WP	BK	HBP	IBB	Score	W-L	Sv	ERA	NP
Mar 08	at Elon	*	3.0	1	0	0	0	3	0	0	0	0	0	0	1	11-3	1-0	0	0.00	46
Mar 15	VALPARAISO	*	2.1	2	0	0	0	2	0	0	0	0	0	0	0	12-1	2-0	0	0.00	27
Mar 29	NORTHERN ILLIN		2.1	0	0	0	0	3	0	0	0	1	0	0	0	11-2	2-0	0	0.00	26
Apr 02	at Florida State	*	1.2	2	1	1	1	1	0	0	0	0	0	0	1	5-4	2-0	0	0.96	34
Apr 05	BUTLER		3.0	0	0	0	2	3	0	0	0	0	0	0	0	5-2	3-0	0	0.73	44
Apr 12	MICHIGAN	*	1.2	3	0	0	2	1	0	0	0	1	0	0	0	14-5	3-0	0	0.64	40
Apr 20	PURDUE FORT W		3.0	0	0	0	0	4	0	0	0	0	0	0	0	12-2	3-0	0	0.53	32
Apr 23	WAKE FOREST		3.1	3	1	0	1	3	1	0	0	0	0	0	0	21-3	4-0	0	0.44	57
Apr 26	vs Michigan State		1.1	1	1	0	1	3	1	0	0	2	0	0	0	2-6	4-0	0	0.42	41
May 01	BOSTON COLLEG	*	3.1	3	1	1	2	2	0	0	1	0	0	0	0	16-10	4-0	0	0.72	53
May 10	MICHIGAN STATE	*	4.0	0	0	0	1	8	0	0	0	0	0	0	0	15-6	5-0	0	0.62	42
May 15	PITT	*	4.1	5	1	1	0	3	0	0	0	0	0	0	0	2-5	5-1	0	0.81	63
Totals			7	33.1	20	5	3	10	36	2	0	1	4	0	2	0126-49	5-1	0	0.81	-

#26 ROMAN KIMBALL



Freshman/RHP

Career Highs

IP: 4.0 (4/19/22 vs. Valpo)

Strikeouts: 5 (4/19/22 vs. Valpo)

News & Notes

- Set a career high with 4.0 innings pitched and 5 strikeouts against Valpo (4/19/22)
- Earned his first collegiate win against Northern Illinois (3/29/22)
- Made his collegiate debut against Delaware (2/20/22)
- No. 25 on Perfect Game's Top-75 Freshmen List


CAREER SUMMARY

Year	era	w-l	app	gs	cg	sho	sv	ip	h	r	er	bb	so	2b	3b	hr	bf	bavg	wp	hbp	bk	sfa	sha
2022	5.66	4-0	13	0	0	0/0	0	20.2	16	14	13	10	24	4	0	5	88	.208	2	1	0	0	0
TOTAL	5.66	4-0	13	0	0	0/0	0	20.2	16	14	13	10	24	4	0	5	88	.208	2	1	0	0	0

2022 GAME-BY-GAME

Date	Opponent	GS	IP	H	R	ER	BB	SO	2B	3B	HR	WP	BK	HBP	IBB	Score	W-L	Sv	ERA	NP
Feb 20	vs Delaware		0.0	0	2	2	1	0	0	0	0	0	0	1	0	4-5	0-0	0	999.0	11
Mar 08	at Elon		1.0	0	0	0	0	3	0	0	0	0	0	0	0	11-3	0-0	0	18.00	13
Mar 15	VALPARAISO		1.0	0	0	0	2	0	0	0	0	0	0	0	0	12-1	0-0	0	9.00	21
Mar 29	NORTHERN ILLIN		2.1	1	0	0	0	4	0	0	0	0	0	0	0	11-2	1-0	0	4.15	42
Apr 02	at Florida State		2.0	0	0	0	1	2	0	0	0	1	0	0	0	5-4	2-0	0	2.84	33
Apr 03	at Florida State		0.1	1	1	1	1	0	1	0	0	0	0	0	0	9-7	2-0	0	4.05	16
Apr 10	CLEMSON		2.1	4	3	3	0	3	1	0	3	1	0	0	0	9-3	3-0	0	6.00	46
Apr 14	at Duke		3.0	2	2	2	2	3	1	0	0	0	0	0	0	5-15	3-0	0	6.00	45
Apr 19	VALPARAISO		4.0	1	1	1	0	5	0	0	1	0	0	0	0	5-1	3-0	0	5.06	58
Apr 24	WAKE FOREST		0.1	2	3	3	1	1	0	0	0	0	0	0	0	13-12	3-0	0	6.61	19
Apr 26	vs Michigan State		3.0	2	0	0	1	1	0	0	0	0	0	0	0	2-6	3-0	0	5.59	41
Apr 29	BOSTON COLLEG		1.0	2	1	0	1	1	1	0	0	0	0	0	0	4-7	3-0	0	5.31	32
May 01	BOSTON COLLEG		0.1	1	1	1	0	1	0	0	1	0	0	0	0	16-10	4-0	0	5.66	9
Totals		0	20.2	16	14	13	10	24	4	0	5	2	0	1	0	106-76	4-0	0	5.66	-

#27 GERRY PEACOCK



Junior/RHP
Career Highs
IP: 1.0 (2/18/22 vs. MC)
Strikeouts: 2 (2/18/22 vs. MC)

News & Notes

- Made his first collegiate appearance against Manhattan (2/18/22)
- Missed the 2021 season due to injury

CAREER SUMMARY

Year	era	w-l	app	gs	cg	sho	sv	ip	h	r	er	bb	so	2b	3b	hr	bf	bavg	wp	hbp	bk	sfa	sha
2022	18.00	0-0	1	0	0	0/0	0	1.0	2	2	2	4	2	1	0	0	8	.500	1	0	0	0	0
TOTAL	18.00	0-0	1	0	0	0/0	0	1.0	2	2	2	4	2	1	0	0	8	.500	1	0	0	0	0

2022 GAME-BY-GAME

Date	Opponent	GS	IP	H	R	ER	BB	SO	2B	3B	HR	WP	BK	HBP	IBB	Score	W-L	Sv	ERA	NP
Feb 18	vs Manhattan		1.0	2	2	2	4	2	1	0	0	1	0	0	0	17-2	0-0	0	18.00	31
Totals		0	1.0	2	2	2	4	2	1	0	0	1	0	0	0	17-2	0-0	0	18.00	-

#28 JOHN MICHAEL BERTRAND



Graduate Student/LHP

Career Highs
IP: 9.0 (4x, MR 6/4/21 vs. CMU)
Strikeouts: 12 (4/4/22 at FSU)

- News & Notes**
- 2022 Golden Spikes Award Midseason Watch List
 - 2x ACC Pitcher of the Week (April 4 & April 11)
 - Set a career high with 12 strikeouts against Florida State (4/1/22)
 - 2022 Cambria College Classic All-Tournament Team
 - Set a career high with 11 strikeouts against Monmouth (2/26/22~1)
 - 2022 Team Captain
 - 2x Preseason Third Team All-American (Perfect Game, NCBWA)
 - 2022 Perfect Game Preseason All-ACC

NOTRE DAME CAREER SUMMARY

Year	era	w-l	app	gs	cg	sho	sv	ip	h	r	er	bb	so	2b	3b	hr	bf	bavg	wp	hbp	bk	sfa	sha
2021	3.21	8-2	15	14	3	1/0	0	92.2	82	38	33	22	68	17	0	8	378	.234	1	3	0	2	1
2022	2.37	7-1	12	12	0	0/1	0	76.0	63	24	20	17	80	13	1	3	310	.222	5	6	0	0	3
TOTAL	2.83	15-3	27	26	3	1/1	0	168.2	145	62	53	39	148	30	1	11	688	.229	6	9	0	2	4

2022 GAME-BY-GAME

Date	Opponent	GS	IP	H	R	ER	BB	SO	2B	3B	HR	WP	BK	HBP	IBB	Score	W-L	Sv	ERA	NP
Feb 19	at Stetson	*	6.0	5	1	0	0	8	0	0	0	0	0	0	0	5-3	1-0	0	0.00	85
Feb 26	vs Monmouth-1	*	7.0	3	2	1	1	11	1	0	0	1	0	0	0	16-2	2-0	0	0.69	100
Mar 05	vs Michigan State	*	7.0	6	1	1	1	4	0	0	0	0	0	0	0	2-1	3-0	0	0.90	97
Mar 13	at NC State	*	5.0	5	3	3	1	5	1	0	0	0	0	0	0	11-4	4-0	0	1.80	65
Mar 19	at Louisville	*	6.1	4	1	1	6	5	1	0	0	2	0	1	0	1-8	4-0	0	1.72	102
Mar 25	VIRGINIA TECH	*	5.2	6	3	3	2	6	1	1	1	0	0	1	0	5-10	4-0	0	2.19	95
Apr 01	at Florida State	*	7.2	4	0	0	1	12	1	0	0	0	0	0	0	2-0	4-0	0	1.81	114
Apr 08	CLEMSON	*	8.1	4	1	0	3	8	0	0	0	1	0	1	0	4-1	5-0	0	1.53	130
Apr 15	at Duke	*	6.0	9	2	2	1	4	2	0	0	1	0	1	0	3-4	5-0	0	1.68	97
Apr 22	WAKE FOREST	*	6.0	5	2	1	1	4	1	0	0	0	0	0	0	8-3	6-0	0	1.66	84
Apr 29	BOSTON COLLEG	*	4.0	6	6	6	0	4	2	0	2	0	0	1	0	4-7	6-1	0	2.35	63
May 13	PITT	*	7.0	6	2	2	0	9	3	0	0	0	0	1	0	8-3	7-1	0	2.37	90
Totals			12	76.0	63	24	20	17	80	13	1	3	5	0	6	0 69-46	7-1	0	2.37	-

#29 LIAM SIMON



Junior/RHP

Career Highs

IP: 4.0 (2x, MR 4/20/22 vs. PFW)

Strikeouts: 8 (2x, MR 4/20/22 vs. PFW)

News & Notes

- Tied a career high with 4.0 innings pitched and 8 strikeouts against Purdue Fort Wayne (4/20/22)

CAREER SUMMARY

Year	era	w-l	app	gs	cg	sho	sv	ip	h	r	er	bb	so	2b	3b	hr	bf	bavg	wp	hbp	bk	sfa	sha
2020	4.26	1-0	4	0	0	0/0	0	6.1	3	3	3	5	7	1	0	1	27	.158	2	2	0	1	0
2021	3.20	5-1	18	1	0	0/1	1	25.1	19	11	9	24	33	4	0	3	120	.207	5	2	1	2	0
2022	5.62	1-0	10	3	0	0/0	0	16.0	9	13	10	15	28	0	1	3	73	.161	5	2	0	0	0
TOTAL	4.15	7-1	32	4	0	0/1	1	47.2	31	27	22	44	68	5	1	7	220	.186	12	6	1	3	0

2022 GAME-BY-GAME

Date	Opponent	GS	IP	H	R	ER	BB	SO	2B	3B	HR	WP	BK	HBP	IBB	Score	W-L	Sv	ERA	NP
Feb 18	vs Manhattan		3.0	0	0	0	2	5	0	0	0	0	0	1	0	17-2	0-0	0	0.00	41
Mar 15	VALPARAISO		1.0	1	1	1	1	3	0	0	1	0	0	0	0	12-1	0-0	0	2.25	26
Mar 18	at Louisville		0.0	0	2	2	2	0	0	0	0	0	0	0	0	11-16	0-0	0	6.75	10
Mar 29	NORTHERN ILLIN *		2.2	1	2	1	1	3	0	0	0	0	0	0	0	11-2	0-0	0	5.40	47
Apr 02	at Florida State		0.2	0	1	1	2	0	0	0	0	1	0	0	1	5-4	0-0	0	6.14	17
Apr 12	MICHIGAN		1.2	4	3	3	2	3	0	1	1	3	0	0	0	14-5	0-0	0	8.00	47
Apr 16	at Duke		1.0	1	0	0	0	2	0	0	0	0	0	1	0	2-6	0-0	0	7.20	20
Apr 20	PURDUE FORT W *		4.0	2	1	1	0	8	0	0	1	0	0	0	0	12-2	1-0	0	5.79	54
Apr 24	WAKE FOREST		0.0	0	1	1	2	0	0	0	0	0	0	0	0	13-12	1-0	0	6.43	10
Apr 26	vs Michigan State *		2.0	0	2	0	3	4	0	0	0	1	0	0	0	2-6	1-0	0	5.62	46
Totals		3	16.0	9	13	10	15	28	0	1	3	5	0	2	1	99-56	1-0	0	5.62	-

#30 DM JEFFERSON



Freshman/OF
Career Highs
Hits: 2 (3x, MR 23/15/22 vs. Valpo)
Runs: 2 (2/18/22 vs. MC)
RBI: 3 (2/25/22 vs. MC)
SB: 1 (3/15/22 vs. Valpo)

News & Notes

- Set a career high with 3 RBI against Marist (2/25/22)
- Set career bests in hits (2), runs (2) and RBI (2) against Manhattan (2/18/22)
- Made his collegiate debut against Manhattan (2/18/22)

CAREER SUMMARY

Year	avg	gp-gs	ab	r	h	2b	3b	hr	rbi	tb	slg%	bb	hbp	so	gdp	ob%	sf	sh	sb-att	po	a	e	fld%
2022	.231	17-9	39	5	9	0	0	0	8	9	.231	1	0	8	0	.250	0	0	1-1	0	0	0	.000
TOTAL	.231	17-9	39	5	9	0	0	0	8	9	.231	1	0	8	0	.250	0	0	1-1	0	0	0	.000

2022 GAME-BY-GAME

Date	Opponent	Pos	AB	R	H	RBI	2B	3B	HR	BB	SB	CS	HBP	SAC	SF	GDP	K	PO	A	E	Avg
Feb 18	vs Manhattan	*dh	5	2	2	2	0	0	0	1	0	0	0	0	0	0	1	0	0	0	.400
Feb 19	at Stetson	*dh	4	0	0	0	0	0	0	0	0	0	0	0	0	0	1	0	0	0	.222
Feb 20	vs Delaware	*dh	4	0	0	0	0	0	0	0	0	0	0	0	0	0	0	0	0	0	.154
Feb 25	vs Marist	*dh	3	1	2	3	0	0	0	0	0	0	0	0	0	0	0	0	0	0	.250
Feb 26	vs Monmouth-1	*dh	6	0	1	2	0	0	0	0	0	0	0	0	0	0	1	0	0	0	.227
Mar 08	at Elon	*dh	4	1	1	0	0	0	0	0	0	0	0	0	0	0	1	0	0	0	.231
Mar 15	VALPARAISO	*dh	4	0	2	1	0	0	0	0	1	0	0	0	0	0	1	0	0	0	.267
Mar 25	VIRGINIA TECH	*dh	3	0	0	0	0	0	0	0	0	0	0	0	0	0	2	0	0	0	.242
Mar 29	NORTHERN ILLIN	of/of	0	0	0	0	0	0	0	0	0	0	0	0	0	0	0	0	0	0	.242
Apr 10	CLEMSON	*dh	1	0	0	0	0	0	0	0	0	0	0	0	0	0	0	0	0	0	.235
Apr 12	MICHIGAN	ph	1	0	0	0	0	0	0	0	0	0	0	0	0	0	0	0	0	0	.229
Apr 14	at Duke	ph	1	0	0	0	0	0	0	0	0	0	0	0	0	0	1	0	0	0	.222
Apr 19	VALPARAISO	ph	1	0	0	0	0	0	0	0	0	0	0	0	0	0	0	0	0	0	.216
Apr 20	PURDUE FORT W	of	0	0	0	0	0	0	0	0	0	0	0	0	0	0	0	0	0	0	.216
Apr 23	WAKE FOREST	ph/of	2	1	1	0	0	0	0	0	0	0	0	0	0	0	0	0	0	0	.231
Apr 29	BOSTON COLLEG	pr	0	0	0	0	0	0	0	0	0	0	0	0	0	0	0	0	0	0	.231
May 15	PITT	ph	0	0	0	0	0	0	0	0	0	0	0	0	0	0	0	0	0	0	.231
Totals		9gs	39	5	9	8	0	0	0	1	1	0	0	0	0	0	8	0	0	0	.231

On base pct. .250 • Slugging pct. .231

#31 CADEN AOKI



Freshman/RHP

Career Highs
IP: 3.1 (2/2/0/22 vs. DU)
Strikeouts: 3 (2x, MR 3/15/22 vs. Valpo)

News & Notes

- Made his collegiate debut against Delaware (2/20/22)

CAREER SUMMARY

Year	era	w-l	app	gs	cg	sho	sv	ip	h	r	er	bb	so	2b	3b	hr	bf	bavg	wp	hbp	bk	sfa	sha
2022	3.86	0-2	4	0	0	0/0	0	9.1	7	4	4	2	10	2	0	2	37	.200	2	0	0	0	0
TOTAL	3.86	0-2	4	0	0	0/0	0	9.1	7	4	4	2	10	2	0	2	37	.200	2	0	0	0	0

2022 GAME-BY-GAME

Date	Opponent	GS	IP	H	R	ER	BB	SO	2B	3B	HR	WP	BK	HBP	IBB	Score	W-L	Sv	ERA	NP
Feb 20	vs Delaware		3.1	2	1	1	1	3	0	0	1	0	0	0	0	4-5	0-1	0	2.70	40
Mar 08	at Elon		2.0	0	1	1	1	2	0	0	0	2	0	0	0	11-3	0-1	0	3.38	28
Mar 15	VALPARAISO		2.0	2	0	0	0	3	0	0	0	0	0	0	0	12-1	0-1	0	2.45	29
Mar 18	at Louisville		2.0	3	2	2	0	2	2	0	1	0	0	0	0	11-16	0-2	0	3.86	29
Totals		0	9.1	7	4	4	2	10	2	0	2	2	0	0	0	38-25	0-2	0	3.86	-

#32 MATT BEDFORD



Sophomore/RHP

Career Highs

IP: 2.0 (5/10/22 vs. MSU)

Strikeouts: 3 (5/14/22 vs. Pitt)

News & Notes

- Made his first career appearance against Michigan State (5/10/22)
- Missed the 2021 season due to injury

CAREER SUMMARY

Year	era	w-l	app	gs	cg	sho	sv	ip	h	r	er	bb	so	2b	3b	hr	bf	bavg	wp	hbp	bk	sfa	sha
2022	3.00	0-0	2	0	0	0/0	0	3.0	3	1	1	1	5	0	0	0	13	.250	0	0	0	0	0
TOTAL	3.00	0-0	2	0	0	0/0	0	3.0	3	1	1	1	5	0	0	0	13	.250	0	0	0	0	0

2022 GAME-BY-GAME

Date	Opponent	GS	IP	H	R	ER	BB	SO	2B	3B	HR	WP	BK	HBP	IBB	Score	W-L	Sv	ERA	NP
May 10	MICHIGAN STATE		2.0	3	1	1	0	2	0	0	0	0	0	0	0	15-6	0-0	0	4.50	22
May 14	PITT		1.0	0	0	0	1	3	0	0	0	0	0	0	0	8-1	0-0	0	3.00	21
Totals		0	3.0	3	1	1	1	5	0	0	0	0	0	0	0	23-7	0-0	0	3.00	-

#33 RADEK BIRKHOZ



Freshman/RHP

Career Highs
IP: 4.0 (4/29/22 vs. BC)
Strikeouts: 7 (4/29/22 vs. BC)

News & Notes

- Set a career high with 4.0 innings pitched and 7 strikeouts against Boston College (4/29/22)
- Made his collegiate debut against Monmouth (2/26/22~1)
- 2021 Gatorade Colorado Player of the Year

CAREER SUMMARY

Year	era	w-l	app	gs	cg	sho	sv	ip	h	r	er	bb	so	2b	3b	hr	bf	bavg	wp	hbp	bk	sfa	sha
2022	4.02	0-0	16	1	0	0/0	0	15.2	16	9	7	12	24	3	0	1	74	.271	0	1	0	1	1
TOTAL	4.02	0-0	16	1	0	0/0	0	15.2	16	9	7	12	24	3	0	1	74	.271	0	1	0	1	1

2022 GAME-BY-GAME

Date	Opponent	GS	IP	H	R	ER	BB	SO	2B	3B	HR	WP	BK	HBP	IBB	Score	W-L	Sv	ERA	NP
Feb 26	vs Monmouth-1		2.0	0	0	0	2	3	0	0	0	0	0	0	0	16-2	0-0	0	0.00	32
Mar 08	at Elon		0.1	2	1	0	1	1	1	0	0	0	0	0	0	11-3	0-0	0	0.00	17
Mar 11	at NC State		1.1	1	0	0	0	0	0	0	0	0	0	0	0	8-4	0-0	0	0.00	11
Mar 15	VALPARAISO		1.0	0	0	0	1	1	0	0	0	0	0	0	1	12-1	0-0	0	0.00	14
Mar 18	at Louisville		0.0	0	1	1	1	0	0	0	0	0	0	0	0	11-16	0-0	0	1.93	6
Mar 25	VIRGINIA TECH		0.1	0	0	0	0	1	0	0	0	0	0	0	0	5-10	0-0	0	1.80	5
Mar 29	NORTHERN ILLIN		0.2	1	0	0	2	0	0	0	0	0	0	0	0	11-2	0-0	0	1.59	25
Apr 05	BUTLER	*	0.2	3	2	2	1	2	2	0	0	0	0	0	0	5-2	0-0	0	4.26	25
Apr 09	CLEMSON		0.1	0	0	0	0	0	0	0	0	0	0	0	0	8-1	0-0	0	4.05	5
Apr 12	MICHIGAN		1.1	0	0	0	0	3	0	0	0	0	0	0	0	14-5	0-0	0	3.38	13
Apr 14	at Duke		1.1	3	3	2	2	1	0	0	0	0	0	0	0	5-15	0-0	0	4.82	31
Apr 20	PURDUE FORT W		1.0	2	1	1	2	3	0	0	0	0	0	0	0	12-2	0-0	0	5.23	29
Apr 26	vs Michigan State		0.2	1	0	0	0	1	0	0	0	0	0	0	0	2-6	0-0	0	4.91	12
Apr 29	BOSTON COLLEG		4.0	0	0	0	0	7	0	0	0	0	0	0	0	4-7	0-0	0	3.60	50
May 10	MICHIGAN STATE		0.0	1	0	0	0	0	0	0	0	0	0	0	0	15-6	0-0	0	3.60	5
May 15	PITT		0.2	2	1	1	0	1	0	0	1	0	0	0	0	2-5	0-0	0	4.02	12
Totals		1	15.2	16	9	7	12	24	3	0	1	0	0	1	0	141-87	0-0	0	4.02	-

#37 MATT LAZZARO



Graduate Student/LHP

Career Highs

IP: 7.0, vs. USC (3/3/20)

Strikeouts: 9, vs. WCU (4/20/19)

News & Notes

- Made his Notre Dame debut against Elon (3/8/22)
- Graduate transfer from Houston. Originally began his collegiate career at Furman

NOTRE DAME CAREER SUMMARY

Year	era	w-l	app	gs	cg	sho	sv	ip	h	r	er	bb	so	2b	3b	hr	bf	bavg	wp	hbp	bk	sfa	sha
2022	3.00	0-0	5	0	0	0/0	0	6.0	4	6	2	3	9	0	0	1	29	.174	0	1	0	1	1
TOTAL	3.00	0-0	5	0	0	0/0	0	6.0	4	6	2	3	9	0	0	1	29	.174	0	1	0	1	1

2022 GAME-BY-GAME

Date	Opponent	GS	IP	H	R	ER	BB	SO	2B	3B	HR	WP	BK	HBP	IBB	Score	W-L	Sv	ERA	NP
Mar 08	at Elon		1.2	0	1	0	0	1	0	0	0	0	0	0	0	11-3	0-0	0	0.00	30
Mar 19	at Louisville		1.0	1	2	2	1	3	0	0	1	0	0	0	0	1-8	0-0	0	6.75	23
Mar 25	VIRGINIA TECH		0.1	0	1	0	0	1	0	0	0	0	0	1	0	5-10	0-0	0	6.00	14
Apr 20	PURDUE FORT W		1.0	0	0	0	2	2	0	0	0	0	0	0	0	12-2	0-0	0	4.50	21
May 10	MICHIGAN STATE		2.0	3	2	0	0	2	0	0	0	0	0	0	0	15-6	0-0	0	3.00	35
Totals		0	6.0	4	6	2	3	9	0	0	1	0	0	1	0	44-29	0-0	0	3.00	-

#41 JACKSON DENNIES



Sophomore/RHP

Career Highs
IP: 2.0 (2x, MR 4/5/22 vs. BU)
Strikeouts: 3 (3/29/22 vs. NIU)

News & Notes

- Tied a career high with 2.0 innings pitched against Butler (4/5/22)
- Set a career high with 2.0 innings and tied a career high with two strikeouts against Louisville (3/18/22)
- Tied a career high with 1.0 innings pitched and 1 strikeout against Manhattan (2/18/22)

CAREER SUMMARY

Year	era	w-l	app	gs	cg	sho	sv	ip	h	r	er	bb	so	2b	3b	hr	bf	bavg	wp	hbp	bk	sfa	sha
2021	15.00	0-0	3	0	0	0/0	0	3.0	7	5	5	2	2	1	1	0	16	.500	0	0	0	0	0
2022	5.65	1-1	14	0	0	0/0	0	14.1	16	11	9	9	16	5	0	0	70	.286	2	2	1	3	0
TOTAL	7.27	1-1	17	0	0	0/0	0	17.1	23	16	14	11	18	6	1	0	86	.329	2	2	1	3	0

2022 GAME-BY-GAME

Date	Opponent	GS	IP	H	R	ER	BB	SO	2B	3B	HR	WP	BK	HBP	IBB	Score	W-L	Sv	ERA	NP
Feb 18	vs Manhattan		1.0	0	0	0	0	1	0	0	0	0	0	0	0	17-2	0-0	0	0.00	14
Mar 08	at Elon		1.0	1	0	0	0	2	0	0	0	0	0	0	0	11-3	0-0	0	0.00	20
Mar 18	at Louisville		2.0	2	1	0	0	2	1	0	0	1	0	1	0	11-16	0-0	0	0.00	36
Mar 29	NORTHERN ILLIN		1.0	0	0	0	0	3	0	0	0	0	0	0	0	11-2	0-0	0	0.00	11
Apr 02	at Florida State		0.2	1	0	0	2	1	0	0	0	0	0	0	0	5-4	0-0	0	0.00	22
Apr 03	at Florida State		1.0	1	0	0	0	2	0	0	0	0	0	0	0	9-7	0-0	0	0.00	20
Apr 05	BUTLER		2.0	1	0	0	0	1	1	0	0	0	0	0	0	5-2	0-0	0	0.00	20
Apr 09	CLEMSON		0.2	0	1	0	2	1	0	0	0	0	0	0	0	8-1	0-0	0	0.00	29
Apr 12	MICHIGAN		1.2	4	2	2	0	0	2	0	0	1	0	1	0	14-5	1-0	0	1.64	33
Apr 16	at Duke		1.2	1	0	0	1	2	0	0	0	0	1	0	0	2-6	1-0	0	1.42	19
Apr 22	WAKE FOREST		0.2	0	0	0	0	0	0	0	0	0	0	0	0	8-3	1-0	0	1.35	12
Apr 24	WAKE FOREST		0.2	1	2	2	3	0	0	0	0	0	0	0	0	13-12	1-0	0	2.57	28
Apr 26	vs Michigan State		0.1	2	3	3	1	1	0	0	0	0	0	0	0	2-6	1-1	0	4.40	23
May 01	BOSTON COLLEG		0.0	2	2	2	0	0	1	0	0	0	0	0	0	16-10	1-1	0	5.65	9
Totals		0	14.1	16	11	9	9	16	5	0	0	2	1	2	0	132-79	1-1	0	5.65	-

#42 BROOKS COETZEE III



Senior/OF

Career Highs
Hits: 4 (2/18/22 vs. MC)
Runs: 3 (3x, MR 5/10/22 vs. MSU)
HR: 2 (2/18/22 vs. MC)
RBI: 5 (2x, MR 3/8/22 at EU)

- News & Notes**
- Tied a career high with 3 runs scored against Michigan State (5/10/22)
 - Tied a career high with 3 runs against Wake Forest (4/24/22)
 - Tied a career high with 5 RBI against Elon (3/8/22)
 - Set a career high with 2 home runs and 4 hits against Manhattan (2/18/22)

CAREER SUMMARY

Year	avg	gp-gs	ab	r	h	2b	3b	hr	rbi	tb	slg%	bb	hbp	so	gdp	ob%	sf	sh	sb-att	po	a	e	fld%
2019	.217	20-13	46	5	10	2	0	0	4	12	.261	3	3	12	0	.308	0	1	0-0	20	0	2	.909
2020	.244	13-12	45	16	11	2	0	1	6	16	.356	11	5	11	0	.443	0	0	2-2	28	0	0	1.000
2021	.274	44-37	146	25	40	8	1	6	29	68	.466	9	6	38	3	.337	2	1	11-13	73	3	1	.987
2022	.302	42-42	162	37	49	7	0	10	39	86	.531	11	10	25	2	.374	4	0	3-6	51	2	0	1.000
TOTAL	.276	119-104	399	83	110	19	1	17	78	182	.456	34	24	86	5	.363	6	2	16-21	172	5	3	.983

2022 GAME-BY-GAME

Date	Opponent	Pos	AB	R	H	RBI	2B	3B	HR	BB	SB	CS	HBP	SAC	SF	GDP	K	PO	A	E	Avg	
Feb 18	vs Manhattan	*of	5	2	4	4	0	0	2	0	0	0	0	0	0	0	1	0	1	0	.800	
Feb 19	at Stetson	*of	4	1	1	0	0	0	0	0	0	0	0	0	0	0	1	1	0	0	.556	
Feb 20	vs Delaware	*of	3	0	0	0	0	0	0	1	0	0	0	0	0	0	2	0	0	0	.417	
Feb 25	vs Marist	*of	4	1	0	0	0	0	0	1	0	0	0	0	0	0	1	1	0	0	.312	
Feb 26	vs Monmouth-1	*of	3	0	1	0	0	0	0	1	0	1	0	0	0	0	0	0	0	0	.316	
Feb 26	vs Monmouth-2	*of	4	0	1	0	1	0	0	0	0	0	0	0	0	0	0	1	1	0	.304	
Mar 04	vs Illinois	*of	4	2	2	1	0	0	1	0	0	0	0	0	0	0	1	0	0	0	.333	
Mar 05	vs Michigan State	*of	2	0	0	1	0	0	0	0	0	0	0	0	1	0	0	2	0	0	.310	
Mar 06	at Minnesota Goph	*of	4	1	2	0	1	0	0	0	0	0	0	0	0	0	0	2	0	0	.333	
Mar 08	at Elon	*of	3	1	2	5	1	0	1	0	0	0	0	0	0	0	0	1	0	0	.361	
Mar 11	at NC State	*of	5	1	2	0	0	0	0	0	0	0	0	0	0	0	0	2	1	0	.366	
Mar 13	at NC State	*of	5	0	1	1	0	0	0	0	1	1	0	0	0	0	1	0	0	0	.348	
Mar 15	VALPARAISO	*of	4	2	3	2	1	0	1	0	0	0	0	0	0	0	0	3	0	0	.380	
Mar 18	at Louisville	*of	3	1	1	1	0	0	0	0	0	0	2	0	0	0	0	2	0	0	.377	
Mar 19	at Louisville	*of	4	0	1	0	0	0	0	0	0	0	0	0	0	0	3	2	0	0	.368	
Mar 20	at Louisville	*of	3	0	0	1	0	0	0	1	0	0	0	0	0	0	0	1	0	0	.350	
Mar 25	VIRGINIA TECH	*of	4	1	1	2	0	0	1	0	0	0	0	0	0	0	1	2	0	0	.344	
Mar 29	NORTHERN ILLIN	*of	4	0	0	0	0	0	0	0	0	0	0	0	0	2	0	1	0	0	.324	
Apr 01	at Florida State	*of	5	0	0	0	0	0	0	0	0	0	0	0	0	0	1	4	0	0	.301	
Apr 02	at Florida State	*of	2	1	0	1	0	0	0	0	0	0	2	0	0	0	0	0	0	0	.293	
Apr 03	at Florida State	*of	3	0	0	2	0	0	0	0	0	0	0	0	1	0	0	2	0	0	.282	
Apr 05	BUTLER	*of	4	0	0	0	0	0	0	0	1	0	0	0	0	0	1	1	0	0	.268	
Apr 08	CLEMSON	*of	4	1	2	0	0	0	0	0	0	0	0	0	0	0	2	2	0	0	.279	
Apr 09	CLEMSON	*of	4	1	1	1	0	0	1	0	0	0	0	0	0	0	1	5	0	0	.278	
Apr 10	CLEMSON	*of	4	1	1	0	1	0	0	1	0	0	0	0	0	0	0	1	0	0	.277	
Apr 12	MICHIGAN	*of	4	2	2	3	0	0	0	1	0	0	0	0	0	0	0	0	0	0	.286	
Apr 14	at Duke	*of	3	2	1	0	0	0	0	0	0	0	0	0	0	0	1	4	0	0	.287	
Apr 15	at Duke	*of	4	1	1	3	0	0	1	0	0	0	1	0	0	0	1	0	0	0	.286	
Apr 16	at Duke	*of	2	1	0	0	0	0	0	1	0	0	1	0	0	0	0	1	0	0	.280	
Apr 19	VALPARAISO	*of	4	1	0	0	0	0	0	0	0	0	0	0	0	0	0	2	0	0	.270	
Apr 20	PURDUE FORT W	*of	3	1	1	1	0	0	0	1	0	0	1	0	0	0	0	0	0	0	.272	
Apr 22	WAKE FOREST	*of	4	0	0	1	0	0	0	0	0	0	0	0	1	0	0	1	0	0	.263	
Apr 23	WAKE FOREST	*of	4	2	2	1	0	0	0	1	1	0	0	0	0	0	0	2	0	0	.270	
Apr 24	WAKE FOREST	*of	5	3	3	0	1	0	0	0	0	0	1	0	0	0	0	1	0	0	.283	
Apr 26	vs Michigan State	*of	4	0	2	1	0	0	0	0	0	0	1	0	0	0	0	0	0	0	.290	
Apr 29	BOSTON COLLEG	*of	5	0	1	0	0	0	0	0	0	0	0	0	0	0	2	1	0	0	.287	
Apr 30	BOSTON COLLEG	*of	4	1	1	1	1	0	0	1	0	0	0	0	0	0	0	0	0	0	.286	
May 01	BOSTON COLLEG	*of	6	1	1	0	0	0	0	0	0	0	0	0	0	0	1	1	0	0	.281	
May 10	MICHIGAN STATE	*of	5	3	3	3	0	0	1	1	0	1	0	0	0	0	0	0	0	0	.291	
May 13	PITT	*of	4	2	3	2	0	0	1	0	0	0	0	0	0	0	1	1	0	0	.303	
May 14	PITT	*of	3	0	1	1	0	0	0	0	0	0	1	0	1	0	0	0	0	0	.304	
May 15	PITT	*of	4	0	1	0	0	0	0	0	0	0	0	0	0	0	2	1	0	0	.302	
Totals			42gs	162	37	49	39	7	0	10	11	3	3	10	0	4	2	25	51	2	0	.302

On base pct. .374 • Slugging pct. .531

#43 WILL MERCER



Senior/LHP

Career Highs
IP: 7.0 (6/5/21 vs. UC)
Strikeouts: 5 (2x, MR 3/23/21 at Valpo)

News & Notes
 •

CAREER SUMMARY

Year	era	w-l	app	gs	cg	sho	sv	ip	h	r	er	bb	so	2b	3b	hr	bf	bavg	wp	hbp	bk	sfa	sha
2020	5.93	1-0	4	4	0	0/1	0	13.2	13	9	9	3	12	2	0	1	60	.255	2	5	0	1	0
2021	4.92	4-3	18	11	0	0/2	2	56.2	63	33	31	19	44	7	0	6	251	.278	0	3	1	1	1
2022	6.06	1-1	9	3	0	0/0	1	16.1	15	11	11	7	17	2	0	2	69	.254	2	2	0	1	0
TOTAL	5.30	6-4	31	18	0	0/3	3	86.2	91	53	51	29	73	11	0	9	380	.270	4	10	1	3	1

2022 GAME-BY-GAME

Date	Opponent	GS	IP	H	R	ER	BB	SO	2B	3B	HR	WP	BK	HBP	IBB	Score	W-L	Sv	ERA	NP
Mar 06	at Minnesota Goph		2.0	0	0	0	1	3	0	0	0	0	0	0	0	3-1	0-0	1	0.00	31
Mar 18	at Louisville		1.0	2	2	2	2	1	1	0	0	0	0	0	0	11-16	0-0	1	6.00	22
Apr 02	at Florida State		3.0	2	0	0	0	4	0	0	0	1	0	1	0	5-4	0-0	1	3.00	39
Apr 10	CLEMSON	*	3.0	3	0	0	1	2	0	0	0	0	0	0	0	9-3	0-0	1	2.00	32
Apr 14	at Duke	*	1.0	2	3	3	1	0	0	0	1	1	0	0	0	5-15	0-1	1	4.50	24
Apr 24	WAKE FOREST	*	2.0	2	3	3	1	1	0	0	1	0	0	1	0	13-12	0-1	1	6.00	29
May 01	BOSTON COLLEG		0.2	2	3	3	1	2	1	0	0	0	0	0	0	16-10	0-1	1	7.82	20
May 10	MICHIGAN STATE		0.1	0	0	0	0	1	0	0	0	0	0	0	0	15-6	0-1	1	7.62	5
May 14	PITT		3.1	2	0	0	0	3	0	0	0	0	0	0	0	8-1	1-1	1	6.06	41
Totals		3	16.1	15	11	11	7	17	2	0	2	2	0	2	0	85-68	1-1	1	6.06	-

#45 ALEX RAO



Senior/RHP

Career Highs
IP: 5.1 (3/21/21 vs DU)
Strikeouts: 8 (2x, MR 4/15/22 at DU)

News & Notes
 • Tied a career high with 8 strikeouts against Duke (4/15/22)

CAREER SUMMARY

Year	era	w-l	app	gs	cg	sho	sv	ip	h	r	er	bb	so	2b	3b	hr	bf	bavg	wp	hbp	bk	sfa	sha
2019	9.45	0-0	5	0	0	0/0	0	6.2	12	8	7	4	4	3	0	0	36	.400	1	1	0	1	0
2020	6.08	0-0	4	4	0	0/0	0	13.1	16	10	9	7	14	5	0	1	62	.296	2	1	0	0	0
2021	3.16	2-1	15	1	0	0/3	2	37.0	20	14	13	23	36	4	0	3	149	.164	4	3	0	1	0
2022	4.15	2-1	15	0	0	0/2	1	30.1	21	14	14	19	39	1	1	3	130	.189	4	0	0	0	0
TOTAL	4.43	4-2	39	5	0	0/5	3	87.1	69	46	43	53	93	13	1	7	377	.218	11	5	0	2	0

2022 GAME-BY-GAME

Date	Opponent	GS	IP	H	R	ER	BB	SO	2B	3B	HR	WP	BK	HBP	IBB	Score	W-L	Sv	ERA	NP
Feb 26	vs Monmouth-2		1.1	0	0	0	0	3	0	0	0	0	0	0	0	9-0	0-0	0	0.00	15
Mar 04	vs Illinois		3.0	4	0	0	1	3	1	0	0	0	0	0	0	6-1	0-0	0	0.00	41
Mar 11	at NC State		1.2	1	0	0	1	1	0	0	0	0	0	0	0	8-4	0-0	0	0.00	32
Mar 15	VALPARAISO		1.2	0	0	0	1	3	0	0	0	0	0	0	0	12-1	0-0	0	0.00	21
Mar 18	at Louisville		2.0	3	3	3	4	4	0	0	0	1	0	0	0	11-16	0-0	0	2.79	48
Mar 25	VIRGINIA TECH		0.1	1	0	0	1	1	0	0	0	0	0	0	0	5-10	0-0	0	2.70	13
Apr 01	at Florida State		1.2	0	0	0	1	2	0	0	0	0	0	0	0	2-0	1-0	0	2.31	31
Apr 03	at Florida State		1.0	2	2	2	1	1	0	0	0	0	0	0	0	9-7	1-0	0	3.55	20
Apr 10	CLEMSON		3.2	0	0	0	3	2	0	0	0	0	0	0	0	9-3	1-0	1	2.76	52
Apr 15	at Duke		4.1	1	2	2	2	8	0	0	1	0	0	0	0	3-4	1-1	1	3.05	63
Apr 22	WAKE FOREST		2.1	2	1	1	1	4	0	0	0	0	0	0	0	8-3	1-1	1	3.13	47
Apr 24	WAKE FOREST		0.2	1	2	2	1	0	0	0	1	0	0	0	0	13-12	1-1	1	3.80	22
Apr 30	BOSTON COLLEG		3.2	2	1	1	1	4	0	0	1	2	0	0	0	11-5	2-1	1	3.62	60
May 13	PITT		1.0	3	1	1	0	1	0	1	0	0	0	0	0	8-3	2-1	1	3.81	23
May 15	PITT		2.0	1	2	2	1	2	0	0	0	1	0	0	0	2-5	2-1	1	4.15	30
Totals		0	30.1	21	14	14	19	39	1	1	3	4	0	0	0	116-74	2-1	1	4.15	-

#47 TONY LINDWEDEL



Sophomore/C
Career Highs
Hits: 1 (2x, MR 4/23/22 vs. WF)
Runs: 2 (2/25/22 vs. MC)
RBI: 1 (4/23/22 vs. WF)

News & Notes
• Made his collegiate debut against Marist (2/25/22)

CAREER SUMMARY

Year	avg	gp-gs	ab	r	h	2b	3b	hr	rbi	tb	slg%	bb	hbp	so	gdp	ob%	sf	sh	sb-att	po	a	e	fld%
2022	.667	6-0	3	3	2	1	0	0	1	3	1.000	1	0	0	0	.750	0	0	0-0	12	0	0	1.000
TOTAL	.667	6-0	3	3	2	1	0	0	1	3	1.000	1	0	0	0	.750	0	0	0-0	12	0	0	1.000

2022 GAME-BY-GAME

Date	Opponent	Pos	AB	R	H	RBI	2B	3B	HR	BB	SB	CS	HBP	SAC	SF	GDP	K	PO	A	E	Avg
Feb 25	vs Marist	ph/c	1	2	1	0	0	0	0	1	0	0	0	0	0	0	0	3	0	0	1.000
Feb 26	vs Monmouth-1	pr/c	0	1	0	0	0	0	0	0	0	0	0	0	0	0	0	1	0	0	1.000
Mar 15	VALPARAISO	c	0	0	0	0	0	0	0	0	0	0	0	0	0	0	0	1	0	0	1.000
Mar 29	NORTHERN ILLIN	ph/c	1	0	0	0	0	0	0	0	0	0	0	0	0	0	0	4	0	0	.500
Apr 20	PURDUE FORT W	c	0	0	0	0	0	0	0	0	0	0	0	0	0	0	0	2	0	0	.500
Apr 23	WAKE FOREST	ph/c	1	0	1	1	1	0	0	0	0	0	0	0	0	0	0	1	0	0	.667
Totals		ogs	3	3	2	1	1	0	0	1	0	0	0	0	0	0	0	12	0	0	.667

On base pct. .750 • Slugging pct. 1.000

#50 SAMMY COOPER



Sophomore/RHP
Career Highs
IP: 2.0 (2/25/22 vs MC)
Strikeouts: 3 (2/25/22 vs. MC)

News & Notes

- Made his collegiate debut against Marist (2/25/22)
- Missed the 2021 season due to injury

CAREER SUMMARY

Year	era	w-l	app	gs	cg	sho	sv	ip	h	r	er	bb	so	2b	3b	hr	bf	bavg	wp	hbp	bk	sfa	sha
2022	12.00	0-0	3	0	0	0/0	0	3.0	4	4	4	3	4	0	0	1	17	.286	1	0	0	0	0
TOTAL	12.00	0-0	3	0	0	0/0	0	3.0	4	4	4	3	4	0	0	1	17	.286	1	0	0	0	0

2022 GAME-BY-GAME

Date	Opponent	GS	IP	H	R	ER	BB	SO	2B	3B	HR	WP	BK	HBP	IBB	Score	W-L	Sv	ERA	NP
Feb 25	vs Marist		2.0	3	2	2	2	3	0	0	1	0	0	0	0	20-2	0-0	0	9.00	52
Apr 14	at Duke		0.0	1	2	2	1	0	0	0	0	1	0	0	0	5-15	0-0	0	18.00	12
Apr 23	WAKE FOREST		1.0	0	0	0	0	1	0	0	0	0	0	0	0	21-3	0-0	0	12.00	12
Totals		0	3.0	4	4	4	3	4	0	0	1	1	0	0	0	46-20	0-0	0	12.00	-

#52 RYAN MCLINSKEY



Graduate Student/RHP

Career Highs

IP: 6.2 (3x, MR 5/7/21 at XU)

Strikeouts: 10 (4/30/21 vs. GU)

News & Notes

- 2022 Cambria College Classic All-Tournament Team
- Made his Notre Dame debut against Stetson (2/19/22)
- Graduate transfer from Seton Hall

NOTRE DAME CAREER SUMMARY

Year	era	w-l	app	gs	cg	sho	sv	ip	h	r	er	bb	so	2b	3b	hr	bf	bavg	wp	hbp	bk	sfa	sha
2022	2.42	0-1	14	0	0	0/2	3	26.0	19	10	7	8	39	4	0	2	105	.204	6	1	0	0	3
TOTAL	2.42	0-1	14	0	0	0/2	3	26.0	19	10	7	8	39	4	0	2	105	.204	6	1	0	0	3

2022 GAME-BY-GAME

Date	Opponent	GS	IP	H	R	ER	BB	SO	2B	3B	HR	WP	BK	HBP	IBB	Score	W-L	Sv	ERA	NP
Feb 19	at Stetson		3.0	3	2	0	0	6	1	0	0	0	0	0	0	5-3	0-0	1	0.00	38
Feb 26	vs Monmouth-2		1.2	1	0	0	2	4	0	0	0	0	0	0	0	9-0	0-0	1	0.00	32
Mar 05	vs Michigan State		2.0	0	0	0	0	4	0	0	0	0	0	0	0	2-1	0-0	2	0.00	23
Mar 11	at NC State		3.1	1	0	0	1	6	0	0	0	0	0	0	0	8-4	0-0	2	0.00	44
Mar 19	at Louisville		0.2	2	2	2	0	1	0	0	0	2	0	0	0	1-8	0-1	2	1.69	12
Mar 20	at Louisville		2.0	2	1	1	1	1	1	0	0	0	0	0	0	5-7	0-1	2	2.13	40
Mar 25	VIRGINIA TECH		1.2	2	1	1	1	2	0	0	1	0	0	0	0	5-10	0-1	2	2.51	35
Apr 01	at Florida State		1.2	0	0	0	0	3	0	0	0	0	0	0	0	2-0	0-1	2	2.25	23
Apr 02	at Florida State		1.0	2	2	2	1	2	0	0	0	0	0	1	1	5-4	0-1	2	3.18	27
Apr 05	BUTLER		2.1	0	0	0	0	4	0	0	0	0	0	0	0	5-2	0-1	2	2.79	40
Apr 08	CLEMSON		0.2	0	0	0	0	0	0	0	0	0	0	0	0	4-1	0-1	3	2.70	2
Apr 09	CLEMSON		2.2	2	0	0	0	3	0	0	0	1	0	0	0	8-1	0-1	3	2.38	33
Apr 14	at Duke		1.2	2	0	0	1	1	1	0	0	1	0	0	1	5-15	0-1	3	2.22	23
Apr 16	at Duke		1.2	2	2	1	1	2	1	0	1	2	0	0	1	2-6	0-1	3	2.42	28
Totals		0	26.0	19	10	7	8	39	4	0	2	6	0	1	3	66-62	0-1	3	2.42	-

THE LAST TIME

PLAYER HIT A GRAND SLAM	Jared Miller, May 1, 2022 vs. Boston College (16-10 win)
PLAYER LED OFF A GAME WITH A HR	Nick Podkul, April 21, 2017 at #19 Virginia (14-4 loss/game one of DH)
PLAYER HAD A FIRST INNING HR (NOT LEAD OFF)	Jack Brannigan, April 5, 2022 vs. Butler (5-2 win)
PLAYER LED OFF AN INNING WITH A HOMER	Jared Miller, April 10, 2022 vs. Clemson (9-3 win)
PLAYER HIT FOR THE CYCLE	Zak Kutsulis, March 11, 2016 at #4 Louisville (4-5; 1B, HR, 3B, RBI 2B)
PLAYER HIT TWO HOME RUNS IN ONE GAME	Jack Zyska, April 25, 2022 vs. Wake Forest (13-12 win)
PLAYER HIT THREE HOME RUNS IN A GAME	Jake Shepski, March 24, 2016 at Virginia Tech (5-6, 3 HR, 2B, 3B, 9 RBI, 4 R, 17 TB)
PLAYER HIT AN INSIDE-THE-PARK HOME RUN	Ryan Cole, May 1, 2022, vs. Boston College
PLAYER HAD 8 AT BATS IN A GAME	Frank DeSico & Charlie Markson, May 3, 2013 vs USF (8-2 loss in 19)
PLAYER SCORED FOUR RUNS IN A GAME	Jared Miller, February 28, 2021 at No. 16 Wake Forest (3-5, 4 R, 1 RBI)
PLAYER SCORED FIVE RUNS IN A GAME	Niko Kavadas, June 5, 2021 vs UConn (3-4, 2 HR, 2 BB, 8 RBI, 5 R)
PLAYER HAD 4 HITS IN A GAME	Jack Brannigan, April 30, 2022 vs. Boston College (4-4, 3 R, 3 RBI)
PLAYER HAD 5 HITS IN A GAME	Jake Johnson, May 16, 2017 vs. Western Michigan (5-5, 2 RBI, R)
PLAYER HAD 6 HITS IN A GAME	Steve Sollmann, June 1, 2002 vs South Alabama NCAAs (6-7; 25-1 win)
PLAYER HAD 6 RBI IN A GAME	Ryan Cole, June 5, 2021 vs. UConn (26-3 win)
PLAYER HAD 7 RBI IN A GAME	Eric Gilgenbach, Feb. 18, 2018 at #9 LSU (11-3 win)
PLAYER HAD 8+ RBI IN A GAME	Niko Kavadas, June 5, 2021 vs UConn (3-4, 2 HR, 2 BB, 5 R, 8 RBI)
PLAYER HAD 2 GROUND-RULE DOUBLES IN A GAME	Kyle Fiala, April 28, 2015 vs. Michigan State (9-6 loss in 12)
PLAYER HAD 3 DOUBLES IN A GAME	Robert Youngdahl, March 14, 2015 at Clemson (11-6 win)
PLAYER HIT 2 TRIPLES IN A GAME	Jake Shepski, Apr. 22, 2015 vs Chicago State (3-4, 2 3B, 1 2B, 3 RBI, 2 R in 10-0 win)
PLAYER HIT 3 TRIPLES IN A GAME	Bob Roemer, Apr. 15, 1973 vs Xavier (11-3 win)
PLAYER RECORDED 10-14 TOTAL BASES	Brooks Coetzee III vs. Manhattan (4-5, 2 HR, 2 1B - 10 TB)
PLAYER RECORDED 15+ TOTAL BASES	Jake Shepski, March 24, 2016 at Virginia Tech (5-6, 3 HR, 2B, 3B, 9 RBI, 4 R, 17 TB)
PLAYER WALKED THREE TIMES IN A GAME	Jack Brannigan, April 27, 2021 vs. Valpo (8-7 win)
PLAYER WALKED FOUR TIMES IN A GAME	Jared Miller, February 26, 2022 vs. Monmouth~1 (2-2, 4 BB, 1 RBI in 16-2 win)
PLAYER WAS HIT BY A PITCH THREE OR MORE TIMES	Brett Lilley, Apr. 18, 2008 at West Virginia (0-3, 3 HBP, 2 R, RBI)
PLAYER STRUCK OUT FIVE OR MORE TIMES IN A GAME	Ross Brezovsky, June 2, 2006 vs Coll. of Charleston in NCAA Lexington, Ky. Regional (2-8, 6 K)
PLAYER HAD TWO SAC BUNTS IN A GAME	Daniel Jung, April 26, 2017 vs. Eastern Michigan (0-2, 2 SAC)
PLAYER HAD TWO SAC FLIES IN A GAME	Daniel Jung, April 2, 2017 vs. NC State (9-2 loss)
PLAYER STOLE 3 BASES IN A GAME	Ryan Cole, May 1, 2022 vs. Boston College (16-10 win)
PLAYER STRANDED 6-9 RUNNERS ON BASE	Patrick McDonald, March 21, 2017 vs. Northern Illinois (1-5, 1 RBI, 2 R, 6 LOB)
PLAYER STRANDED 10 OR MORE RUNNERS ON BASE	Evan Sharpley, May 19, 2009 vs St. John's (1-6, RBI, 10 LOB)
NOTRE DAME STOLE FOUR OR MORE BASES IN A GAME	5, May 1, 2022 vs. Boston College (16-10 win)
NOTRE DAME STOLE EIGHT OR MORE BASES IN A GAME	14, March 26, 2019 vs. Chicago State (6-3 win)
NOTRE DAME WAS WALKED 10 OR MORE TIMES IN A GAME	12, April 12, 2022 vs. Michigan (14-5 win)
NOTRE DAME WAS HIT BY FIVE OR MORE PITCHES IN A GAME	6, Feb. 19, 2015 vs Incarnate Word (14-1 win)
NOTRE DAME HIT THREE HOMERS IN AN INNING	6th inning vs. Boston College (Jared Miller, Ryan Cole, Jack Zyska), May 1, 2022
NOTRE DAME HIT THREE HOMERS IN A GAME	vs. Boston College (Jared Miller, Ryan Cole, Jack Zyska), May 1, 2022
NOTRE DAME HIT FOUR HOMERS IN A GAME	vs. Wake Forest (David LaManna, Jack Brannigan, Zack Prajzner, Brady Gumpf); April 23, 2022
NOTRE DAME HIT FIVE HOMERS IN A GAME	vs. Central Michigan (Carter Putz (2), Ryan Cole, Brooks Coetzee, Niko Kavadas), June 6, 2021
NOTRE DAME HIT SIX HOMERS IN A GAME	vs. UConn (Niko Kavadas (2), Ryan Cole, Carter Putz, Brooks Coetzee & David LaManna), June 5, 2021
NOTRE DAME HIT BACK-TO-BACK HOME RUNS	Nick Podkul & Matt Vierling, May 15, 2018 (19-10 win over Northwestern)
NOTRE DAME WON ON A WALK-OFF HIT (NOT HR)	Carter Putz, April 23, 2022 (13-12 win over Wake Forest, walk-off single)
NOTRE DAME WON ON A WALK-OFF WILD PITCH	vs. Akron (Macon, Ga.), Feb. 28, 2015 (5-4 win)

THE LAST TIME

NOTRE DAME WON ON A WALK-OFF HOME RUN	Ryan Cole (3/27/21 vs. No. 6 Louisville; 2-run homer in the 9th; 5-3 win)
NOTRE DAME WON ON A WALK-OFF ERROR	vs. Wake Forest, April 1, 2016 (E6 on Throw, 6-5 win)
NOTRE DAME WON ON A WALK-OFF WALK	Niko Kavadas, May 11, 2019 (5-4 win over Canisius)
NOTRE DAME WON ON A WALK-OFF BALK	Daniel Jung, May 12, 2019 (3-2 win (11) over Canisius)
AN OPPONENT HIT THREE HOME RUNS IN ONE GAME	Adam Duvall (at Louisville), Apr. 26, 2009 (4-4, 3 HR, 7 RBI in 13-12 ND win)
AN OPPONENT HIT A WALK-OFF HOME RUN	Aidan Kane (Delaware), February 20, 2022 in DeLand, Fla. (Solo HR in 9th; DU 5 - ND 4)
Pitching Categories	
PITCHER THREW A NO-HITTER	Brian Piotrowicz, May 11, 1988 vs Ball State (2-0 win)
PITCHER THREW A PERFECT GAME	Never
PITCHER(S) THREW A ONE-HITTER	Austin Temple (W, 7 IP, 1 H) & Will Mercer (2 IP, 0 H), March 6, 2022 at Minnesota (3-1 win)
PITCHER(S) THREW A TWO-HITTER	Nick McCarty (9.0 IP, 2 H, 1 R, 0 ER, 1 BB, 6 K) April 8, 2014 at Chicago St. (6-1 win)
PITCHER(S) THREW A THREE-HITTER	M. Hearne (7.0 IP, 3 H, 1 R, 1 ER, 2 BB, 4 SO) & S. Guenther (2.0 IP, 2 SO) May 14, 2016 at #16 UNC (3-1 win)
PITCHER THREW A COMPLETE GAME	John Michael Bertrand (9.0 IP, 5 H, 0 R, 0 ER, 1 BB, 6 K, 108 pitches) June 4, 2021 vs. Central Michigan (10-0 win)
PITCHER THREW A COMPLETE GAME (9-innings)	John Michael Bertrand (9.0 IP, 5 H, 0 R, 0 ER, 1 BB, 6 K, 108 pitches) June 4, 2021 vs. Central Michigan (10-0 win)
PITCHER THREW A COMPLETE GAME (10-innings)	Adam Norton (10 IP, 12 H, 2 ER, 6 K, 1 BB), May 4, 2013 vs USF (4-3 loss)
PITCHER THREW A HOME COMPLETE GAME	John Michael Bertrand (9.0 IP, 5 H, 0 R, 0 ER, 1 BB, 6 K, 108 pitches) June 4, 2021 vs. Central Michigan (10-0 win)
PITCHER THREW A HOME COMPLETE GAME (10-innings)	Adam Norton (10 IP, 12 H, 2 ER, 6 K, 1 BB), May 4, 2013 vs USF (4-3 loss)
PITCHER THREW A ROAD COMPLETE GAME (9-innings)	John Michael Bertrand (9.0 IP, 2 H, 2 R, 1 ER, 0 BB, 8 K, 95 pitches) May 20, 2021 vs. Virginia Tech (8-2 win)
PITCHER THREW A MIDWEEK COMPLETE GAME	Michael Hearne (9.0 IP, 7 H, 0 R, 0 ER, 0 BB, 2 K, 91 pitches) April 19, 2016 at #21 Mich. St. (1-0 win)
PITCHER THREW A MIDWEEK COMPLETE GAME SHUTOUT	Michael Hearne (9.0 IP, 7 H, 0 R, 0 ER, 0 BB, 2 K, 91 pitches) April 19, 2016 at #21 Mich. St. (1-0 win)
PITCHER THREW 9.0+ INNINGS	Adam Norton (10 IP, 12 H, 2 ER, 6 K, 1 BB), May 4, 2013 vs USF (4-3 loss)
PITCHER THREW A COMPLETE GAME SHUTOUT	John Michael Bertrand (9.0 IP, 5 H, 0 R, 0 ER, 1 BB, 6 K, 108 pitches) June 4, 2021 vs. Central Michigan (10-0 win)
PITCHER THREW A COMPLETE GAME ACC SHUTOUT	Michael Hearne (9.0 IP, 7 H, 0 R, 0 ER, 0 BB, 5 K) April 12, 2014 vs Boston Coll. (@ Chicago St.) (7-0 win)
PITCHER THREW A COMPLETE GAME HOME SHUTOUT	John Michael Bertrand (9.0 IP, 5 H, 0 R, 0 ER, 1 BB, 6 K, 108 pitches) June 4, 2021 vs. Central Michigan (10-0 win)
PITCHER THREW A COMPLETE GAME ROAD SHUTOUT	Michael Hearne (9.0 IP, 7 H, 0 R, 0 ER, 0 BB, 2 K, 91 pitches) April 19, 2016 at #21 Michigan State (1-0 win)
PITCHER THREW BACK-TO-BACK COMPLETE GAMES (9-innings)	Michael Hearne, April 13, 2016 vs. Valparaiso (3-1 win) & April 19, 2016 at #21 Michigan State (1-0 win)
AN OPPOSING PITCHER NO-HIT NOTRE DAME	Mar. 26, 2010 at USF, Randy Fontanez (12K) (4-0 loss)
AN OPPOSING PITCHER THREW A COMPLETE GAME	Brian Brown, April 14, 2018, Game One (9.0 IP, 12-2 win for #2 NC State)
PITCHER ALLOWED 12-13 HITS IN A GAME	Sean Guenther, March 19, 2016 at #13 NC State, 7.0 IP, 12 H, 4 ER, 5 K
PITCHER ALLOWED 14+ HITS IN A GAME	Eric Maust, May 10, 2009 vs USF, 7.1 IP, 14 H, 4 ER, 4 K
PITCHER ALLOWED 10 ER IN A GAME	Ryan Richter, Apr. 10, 2010 vs Rutgers, 3.0 IP, 11 H, 10 ER, 2 K
PITCHER ALLOWED 11 ER IN A GAME	Cole Johnson, Apr. 17, 2009 vs West Virginia, 5.0 IP, 10 H, 11 ER, 3 K
PITCHER ALLOWED 12 ER IN A GAME	David Phelps, May 21, 2008 vs West Virginia, 5.2 IP, 10 H, 12 ER, 3 K
PITCHER WALKED 6 IN A GAME	John Michael Bertrand, March 19, 2022 at Louisville
PITCHER WALKED 7 IN A GAME	Pat Connaughton, Apr. 6, 2014 at #1 Florida State, 5.2 IP, 7 H, 4 ER, 7 BB, 5 K
PITCHER WALKED 8 OR MORE IN A GAME	Pat Connaughton, May 9, 2014 vs #22 Clemson, 8.0 IP, 3 H, 1 ER, 8 BB, 0 K
PITCHER STRUCK OUT 10-11 BATTERS IN A GAME	John Michael Bertrand, Feb. 26, 2022 vs. Monmouth~1 (7.0 IP, 11K)
PITCHER STRUCK OUT 12-14 BATTERS IN A GAME	John Michael Bertrand, April 1, 2022 at Florida State (7.2 IP, 12K)
PITCHER STRUCK OUT 15+ BATTERS IN A GAME	Aaron Heilman, Apr. 15, 2000 at West Virginia, 10 IP, 2 BB, 18 K
AN OPPOSING STARTING PITCHER PITCHED LESS THAN 1.0 INNING	North Carolina's Caden O'Brien, May 2, 2021 (0.0 IP, 1 H, 4 R, 4 ER, 3 BB, 19 pitches, No Decision)
AN OPPOSING PITCHER STRUCK OUT 10 OR MORE BATTERS IN A GAME	Parker Messick - 11, April 1, 2022 at #5 Florida State (2 H, 0 ER, 0 BB, 8.0 IP in 2-0 ND win)
AN OPPOSING PITCHER STRUCK OUT 15 OR MORE BATTERS IN A GAME	Kyle Hansen - 15 (St. John's-1), Apr. 21, 2011 (6-0 St. John's win)
PITCHER ALLOWED 3 HOME RUNS IN A GAME	Will Mercer - 3 vs. Wake Forest, February 27, 2021 (10-8 Wake win)
PITCHER ALLOWED 4 HOME RUNS IN A GAME	David Phelps, Apr. 25, 2008 vs St. John's, 6.2 IP, 12 H, 6 ER, 1 K

THE LAST TIME

PITCHER STARTED SEASON 5-0 OR BETTER	John Michael Bertrand, 2022 (6-0)
PITCHER RECORDED 10 WINS IN A SEASON	Adam Norton, 2013 (10-5)
PITCHER RECORDED 15 WINS IN A SEASON	Aaron Heilman, 2001 (15-0)
PITCHER HIT THREE OR MORE BATTERS IN A GAME	Nick McCarty, March 29, 2015 vs. Virginia (3 HBP in 6.1 IP)
NOTRE DAME SHUT OUT AN OPPONENT (1 OR MORE PITCHERS)	April 1, 2022 (2-0 at Florida State (12)) (Bertrand 7.2 IP, McLinskey 1.2 IP, Tyrell 1.0 IP, Rao 1.2 IP)
NOTRE DAME WAS SHUT OUT	April 23, 2021 at Boston College (10-0)
NOTRE DAME WAS SHUT OUT IN CONSECUTIVE GAMES	March 9-10, 2018 at Miami (3-0, 9-0)
NOTRE DAME WAS SHUT OUT IN THREE STRAIGHT GAMES	Mar. 2-4, 2012 at Texas State (6-0, 6-0, 5-0)
NOTRE DAME DID NOT WALK A BATTER	April 19, 2022 (Jack Brannigan, Roman Kimball and Aidan Tyrell in 5-1 win over Valpo)
Fielding Categories	
PLAYER HAD 20 OR MORE FIELDING CHANCES IN A GAME	Trey Mancini (22), May 3, 2013 vs USF (8-2 loss, 19)
PLAYER HAD 15 OR MORE PUTOUTS IN A GAME	David LaManna (17), April 1, 2022 at #5 Florida State (2-0 win in 12 innings)
PLAYER HAD 18 OR MORE PUTOUTS IN A GAME	Zak Kutsulis (19), March 21, 2015 vs Louisville (6-4 loss in 18)
PLAYER HAD 10 OR MORE ASSISTS IN A GAME	Mick Doyle (10), Apr. 18, 2010 at Seton Hall (7-4 win)
PLAYER COMMITTED THREE ERRORS IN A GAME	Lane Richards, Feb. 14, 2015 at Oklahoma (3 errors in 10-9 win)
PLAYER COMMITTED FOUR OR MORE ERRORS IN A GAME	Tommy Chase, Feb. 19, 2012 vs Purdue (4 errors in 15-8 loss)
NOTRE DAME HAD NO ERRORS IN A SERIES	March 19-21, 2021 vs. Duke; March 27-28, 2018 vs. Kent State (2 games)
NOTRE DAME COMMITTED FOUR ERRORS IN A GAME	June 12, 2021 at Mississippi State (9-8 loss)
NOTRE DAME COMMITTED FIVE ERRORS IN A GAME	Feb. 23, 2017 at UC Irvine (18-4 loss)
NOTRE DAME COMMITTED SIX ERRORS IN A GAME	Feb. 15, 2014 at Florida Atlantic (16-6 loss)
NOTRE DAME COMMITTED SEVEN OR EIGHT ERRORS IN A GAME(7)	Apr. 5, 2012 at Seton Hall-1 (5-4 loss)
NOTRE DAME COMMITTED NINE OR MORE ERRORS IN A GAME(9)	Feb. 19, 2012 vs Purdue (15-8 loss)
NOTRE DAME HAD TWO PLAYERS WITH 10 OR MORE PUTOUTS	Zak Kutsulis (11) & Ryan Lidge (10), April 26, 2015 at Wake Forest (5-4 loss, 11 innings)
Scoring & Miscellaneous Categories	
NOTRE DAME RECORDED 20 OR MORE HITS	20, Feb. 25, 2022 vs. Marist (20-2 win)
NOTRE DAME SCORED 20 OR MORE RUNS	21, April 23, 2022 vs. Wake Forest (21-3 win)
NOTRE DAME SCORED 30 OR MORE RUNS	34, May 25, 1900 vs Indiana (34-7 win)
NOTRE DAME SCORED 10 OR MORE RUNS IN AN INNING	April 24, 2021 at Boston College (12 run 8th inning in 13-9 win)
NOTRE DAME LEFT 15 OR MORE RUNNERS ON BASE	March 19, 2016 at #13 NC State (17 LOB in 8-4 win in 12 innings)
NOTRE DAME SURRENDERED A NINTH INNING LEAD	March 25, 2022 vs. Virginia Tech (led 5-4 in the ninth and lost 10-5)
NOTRE DAME SURRENDERED AN EXTRA-INNING LEAD	March 11, 2016 at #4 Louisville (led 2-1 in 10th & 3-2 in 11th), gave up 1 in 10th & 2 in 11th, 4-3 loss in 11)
NOTRE DAME BEAT A RANKED TEAM	April 3, 2022 at #5 Florida State (9-7)
NOTRE DAME BEAT A RANKED TEAM ON THE ROAD	April 3, 2022 at #5 Florida State (9-7)
NOTRE DAME BEAT A TOP-5 TEAM AT HOME	#2 Miami, May 12, 1999 (1-0)
NOTRE DAME WON A SERIES AGAINST A RANKED TEAM	April 1-3, 2022 at #5 Florida State (2-0 (12), 5-4, 9-7)
NOTRE DAME WON A SERIES AGAINST A RANKED TEAM ON THE ROAD	April 1-3, 2022 at #5 Florida State (2-0 (12), 5-4, 9-7)
NOTRE DAME SWEEP A SERIES AGAINST A RANKED TEAM	April 1-3, 2022 at #5 Florida State (2-0 (12), 5-4, 9-7)
NOTRE DAME SWEEP A SERIES AGAINST A TOP-10 TEAM	April 1-3, 2022 at #5 Florida State (2-0 (12), 5-4, 9-7)
NOTRE DAME SWEEP A 3-GAME CONFERENCE SERIES	April 22-24, 2022 vs. Wake Forest (8-3, 21-3, 13-12)
NOTRE DAME SWEEP A 3-GAME CONFERENCE SERIES (HOME)	April 22-24, 2022 vs. Wake Forest (8-3, 21-3, 13-12)
NOTRE DAME SWEEP A 3-GAME CONFERENCE SERIES (ROAD)	April 1-3, 2022 at #5 Florida State (2-0 (12), 5-4, 9-7)
NOTRE DAME SWEEP A 3-GAME NON-CONFERENCE SERIES	Feb. 28-March 1, 2020 at Presbyterian (13-5, 10-4, 9-0)
NOTRE DAME SWEEP A 3-GAME NON-CONFERENCE SERIES (HOME)	May 11-12, 2019 vs Canisius (3-0, 5-4, 3-2)
NOTRE DAME SWEEP A 3-GAME NON-CONFERENCE SERIES (ROAD)	Feb. 28-March 1, 2020 at Presbyterian (13-5, 10-4, 9-0)

THE LAST TIME

NOTRE DAME SWEPT A 3-GAME NON-CONFERENCE WEEKEND	March 4-6 (Cambria College Classic) Illinois (W, 6-1), Michigan State (2-1) & Minnesota (3-1)
NOTRE DAME SWEPT A 4-GAME NON-CONFERENCE WEEKEND	Feb. 19-22, 2015 (Alamo Irish Classic) Incarnate Word (W, 14-1 & 11-1), Villanova (8-1) & Northwestern (7-3)
NOTRE DAME WAS SWEPT IN A CONFERENCE SERIES	April 14-16, 2022, at Duke (5-15, 3-4 (11), 2-6)
NOTRE DAME WAS SWEPT IN A 3-GAME CONFERENCE SERIES	April 14-16, 2022, at Duke (5-15, 3-4 (11), 2-6)
NOTRE DAME WAS SWEPT IN A CONFERENCE SERIES (HOME)	May 3-5, 2019, vs Louisville (0-2, 1-3, 2-8)
NOTRE DAME WAS SWEPT IN A 3-GAME CONFERENCE SERIES (HOME)	March 18-20, 2022, at Louisville (11-16, 1-8, 5-7)
NOTRE DAME WAS SWEPT IN A 3-GAME NON-CONFERENCE SERIES	Feb. 15-17, 2019 at Arizona State (1-10, 7-21, 5-16)
NOTRE DAME WAS SWEPT IN 3-GAME NON-CONF. SERIES (HOME)	Mar. 20-21, 2010 vs Michigan State (0-13, 4-7, 0-3)
NOTRE DAME WAS SWEPT IN A 3-GAME NON-CONF. SERIES (ROAD)	Feb. 15-17, 2019 at Arizona State (1-10, 7-21, 5-16)
THE IRISH PLAYED EXTRA INNINGS	April 15, 2022 at Duke (Lost 4-3 in 11 innings)
THE IRISH PLAYED IN A 0-0 GAME THAT WENT TO EXTRA INNINGS	April 1, 2022 at #5 Florida State (0-0 into the 12th, ND won 2-0 in 12)
THE IRISH PLAYED 14 OR MORE INNINGS	April 18, 2015 vs. NC State (4-2 loss in 14)
THE IRISH PLAYED 18 OR MORE INNINGS	March 21, 2015 vs. #8 Louisville (6-4 loss in 18)
THE IRISH PLAYED 19 OR MORE INNINGS	May 3, 2012 vs USF (8-2 loss in 19)
THE IRISH PLAYED TWO CONSECUTIVE EXTRA-INNING GAMES	March 19, 2017 at Pitt (won 4-3 in 11 innings and lost 2-1 in 12 innings of doubleheader)
THE IRISH PLAYED THREE CONSECUTIVE EXTRA-INNING GAMES	Mar. 13-15, 2001 in Fresno, CA vs Navy (4-4/10) & vs Fresno State (5-4 win/10) & vs Miami (OH) (3-2 win/11)
NOTRE DAME PLAYED A GAME OVER 4 HOURS	March 19, 2021 vs. Duke (6-4 win in 13 innings; 4:16)
NOTRE DAME PLAYED A GAME UNDER 2 HOURS	April 19, 2022 vs. Valpo (5-1 win in 9 innings and 1:56)
NOTRE DAME PLAYED CONSECUTIVE GAMES UNDER 2 HOURS	April 3, 2009 vs Villanova (3-1 win in 9 innings; 1:41) & April 4, 2009 vs Villanova (9-3 win in 9 innings; 1:43)