



2022 SYRACUSE FOOTBALL

1959 NATIONAL CHAMPIONS // 5 CONFERENCE CHAMPIONSHIPS // 18 CONSENSUS ALL-AMERICANS

GAME INFORMATION

Date.....Saturday, Oct. 29, 2022
Location.....Syracuse, N.Y.
Stadium.....JMA Wireless Dome (49,057)
Kickoff.....12 p.m.
Series.....Notre Dame leads, 7-3
Tickets.....Cuse.com/tickets
Television.....ABC
Play-by-Play.....Joe Tessitore
Analyst.....Greg McElroy
Reporter.....Katie George
Radio.....Syracuse Sports Network from Learfield IMG College
Play-by-Play.....Matt Park '97
Analyst.....Adam Terry '04
Reporter.....Steve Infanti
Student Radio.....WAER 88.3 FM (Syracuse)
Satellite Radio.....SiriusXM 134 or 194/SXM App 956
Live Audio.....Cuse.com/TuneIn App
Live Stats.....Cuse.com
Twitter.....@CuseFootball
Facebook.....Facebook.com/CuseFootball
Instagram.....@CuseFootball

2022 SCHEDULE/RESULTS

Overall Record: 6-1 • **ACC Record:** 3-1
Home: 5-0 • **Away:** 1-1 • **Neutral:** 0-0 • **Streak:** L1

Date	Opponent (TV)	Time/Result
Sept. 3	LOUISVILLE * (ACCN)	W, 31-7
Sept. 10	at UConn (CBSSN)	W, 48-14
Sept. 17	PURDUE (ESPN2)	W, 32-29
Sept. 23	VIRGINIA * (ESPN)	W, 22-20
Oct. 1	WAGNER (ACCNX)	W, 59-0
Oct. 15	NC STATE * (ACCN)	W, 24-9
Oct. 22	at Clemson * (ABC)	L, 21-27
Oct. 29	NOTRE DAME *	12 p.m.
Nov. 5	at Pittsburgh *	TBA
Nov. 12	FLORIDA STATE *	TBA
Nov. 19	at Wake Forest *	TBA
Nov. 26	at Boston College *	TBA

* - ACC game
 Home games in **BOLD CAPS**
 All times Eastern

WHAT'S INSIDE

Media Information.....2	Social Media Roster.....17-18
Matchup/Series History.....3	Player Notes.....19-22
Notes.....4-10	Game Summaries.....23-24
Team.....4	Stats.....25-39
Offense.....5-6	Long Plays.....34
Defense.....7	Starting Lineups.....35
Special Teams.....8	Scoring Drives.....36
Miscellaneous.....9-10	Conversions/TOP.....37
Dome.....9	Red-Zone Stats.....38
On This Date.....9	Superlatives.....39
Overtime History.....9	Last Time That.....40-42
Orange in the NFL.....10	
ACC Standings/Polls.....11	
HC Dino Babers.....12-13	
Assistant Coaches.....14	
Depth Chart.....15	
Start Chart.....15	
Roster/Pronunciations.....16	



SYRACUSE ORANGE (6-1, 3-1)

AP/Coaches Rank: 16/16
Head Coach: Dino Babers (7th year)
Overall Record: 72-60 (.545)
at Syracuse: 35-44 (.443)
vs. Notre Dame: 0-3



NOTRE DAME FIGHTING IRISH (4-3)

AP/Coaches Rank: -/-
Head Coach: Marcus Freeman (1st year)
Overall Record: 4-4 (.500)
at Notre Dame: 4-4 (.500)
vs. Syracuse: 0-0

OPENING DRIVE

ORANGE BACK IN THE DOME TO FACE FIGHTING IRISH

- Syracuse will play its final non-conference game of the year when it hosts Notre Dame on Saturday.
- The game will air on ABC with Joe Tessitore (PxP), Greg McElroy (analyst) and Katie George (reporter) on the call.
- Syracuse is going for its sixth win at home, which would be its most home wins since 2018 when it also won six games in the JMA Wireless Dome.
- Saturday is an "Orange Out" in the Dome and all 'Cuse fans are encouraged to wear orange.

THE MOB DELIVERING

- Syracuse ranks sixth in the nation in scoring defense, allowing 15.1 points per game. The Orange are keeping their opponents out of the end zone at a pace that hasn't been achieved in the past 25 years.
- The last time Syracuse's opponents averaged less than 20 points per game was in 2010 (19.3).
- If the season ended today, the 15.1 points per game would be the lowest for the Orange under the direction of head coach Dino Babers and their lowest total since 1997 (15.9).

Year	PPG Allowed	National Rank	ACC Rank
2022	15.1	6	1
2021	26.3	66	6
2020	32.7	90	11
2019	28.3	69	8
2018	27.0	64	6
2017	32.2	98	14
2016	38.6	120	14

CLIMBING THE CHARTS

- RB **Sean Tucker** continues his climb on Syracuse's all-time rushing list. He increased his career yardage total to 2,820 with his performance against Clemson. He becomes just the sixth player in program history to rush for more than 2,800 yards.
- He needs 50 more yards to move into the top five on the school career rushing list.

Syracuse Career Rushing Leader List

No.	Player	Years
1. 4,299	Joe Morris	1978-81
2. 3,424	Walter Reyes	2001-04
3. 3,104	Delone Carter	2006-10
4. 2,934	Larry Csonka	1965-67
5. 2,869	James Mungro	1998-01
6. 2,820	Sean Tucker	2020-Pres.

ORANGE IN THE RED ZONE

- Syracuse has scored on 28-of-30 (.933) opportunities from the red zone this season. One of the two missed opportunities was when the team kneeled three times to end the Wagner game while inside the red zone.
- The Orange are tied for 14th in the nation in red zone offense.
- Since the NCAA began tracking red zone statistics in 2006, Syracuse's best percentage was .923 (36-39) in 2015.

NUMBERS TO KNOW

3

Syracuse leads the ACC and is tied for third in the nation with three defensive touchdowns.

20

QB **Garrett Shrader** is tied for 16th on the ACC's all-time rushing TD list by quarterbacks with 20.

4

The Orange had four takeaways at Clemson, which tie for the second-most for Syracuse in an ACC game.

56

RB **Sean Tucker's** 56 career receptions tie for the eighth-highest total by a Syracuse running back.



MEDIA CONTACTS

SYRACUSE ATHLETIC COMMUNICATIONS

1301 East Colvin Street, Syracuse, NY 13244
Office: 315-443-2608 | Web: Cuse.com



TYLER CADY
Football SID
Assistant Director/
Athletic Communications
(315) 443-2608 (O)
(315) 941-6569 (C)
tpcady@syr.edu



Susie Mehringer
Assistant Director/
Athletic Communications
(315) 443-2608 (O)
(315) 403-0347 (C)
skmehrin@syr.edu



SUE EDSON
Executive Sr. Associate AD/
Chief Communications Officer
(Credential Contact)
(315) 443-2608 (O)
(315) 952-4787 (C)
sedson@syr.edu

ACC COMMUNICATIONS

4512 Weybridge Lane, Greensboro, NC 27407
Office: 336-854-8787 | Web: theACC.com

Amy Yakola, Chief of External Affairs
Kevin Best, Sr. Assoc. Commissioner (Football)
Andy Fledderjohann, Assistant Commissioner
Steve Phillips, Editorial & Content Manager

SOCIAL MEDIA

Join the conversation about all things Syracuse across various social media platforms, including Facebook, Twitter, YouTube, Instagram and Snapchat.



/CuseFootball
/Cuse



@CuseFootball
@Cuse



/Syracuse Orange



@CuseFootball
@Cusepics



@Cusepics



@Cuse

WEEKLY MEDIA SCHEDULE

MONDAY

24

- Dino Babers News Conference - 11 a.m. in Iocolano-Petty Football Complex Auditorium
- Deadline to request Tuesday student-athlete interviews - 11 a.m.
Submit requests (max. 2) to Tyler Cady (tpcady@syr.edu)

TUESDAY

25

- Student-Athlete Interviews - 10:15 a.m.
- Game notes on Cuse.com

WEDNESDAY

26

- No media availability

THURSDAY

27

- AmeriCU Dino Babers Radio Show
Live from 7 to 8 p.m. on TK99/105

FRIDAY

28

- No media availability

SATURDAY

29

- Game #8 - Syracuse vs. Notre Dame (12 p.m., ABC)

GENERAL MEDIA INFORMATION

INTERVIEWS

Interviews with all Orange student-athletes and Coach Dino Babers **MUST** be arranged through the Syracuse Athletic Communications Department. Contact Tyler Cady, Football SID, via email at tpcady@syr.edu or by calling (315) 443-2608. Please give as much advance notice as possible when requesting interviews. Personal phone numbers will not be distributed to media and student-athletes should not be contacted directly by phone, email or social media to arrange interviews or answer questions.

CREDENTIAL REQUESTS

Season and individual game requests for working press credentials for media and professional scouts should be made online via the PressPass media credential system. Please visit www.SportsSystems.com/Syracuse to apply for credentials. Requests should be made at least two weeks prior to the game. All media material (notes, media guides, stats) will be available digitally and will not be provided in the press box.

MEDIA PARKING

Parking for media is in the University Avenue Garage at 1101 E. Adams Street. Passes are issued on a priority basis within the same guidelines as working credentials.

MEDIA GUIDE

The 2022 media guide will be exclusively digital this season. Media can access the publication on **Cuse.com** under additional links on the football page.

POSTGAME INTERVIEWS

All postgame media opportunities have returned to an in-person format, pending state, local and University guidelines. Home game interviews will take place in the ComSource Lounge at field level in the JMA Wireless Dome. Road games will be in a to-be-determined area near the Orange's locker room.

ACC MEDIA PORTAL

The ACC and XOS Digital have partnered to provide individual highlight packages from all ACC-controlled regular-season football games to approved TV news affiliates for the 2021 season. Upon the conclusion of each game, highlights will be available to download and use in televised news programming at no cost. Outlets may access the highlights, along with any weekly head coach press conferences, through the ACC Media Portal. This portal replaces the ACC Video Clip Service (AVCS). The use of game highlights provided through the ACC Media Portal are subject to the restrictions outlined in the ACC News Access Guidelines. Interested affiliates should email licensing@xosdigital.com to register for the ACC Media Portal and for additional information. Approved affiliates will receive a confirmation email along with credentials to access the portal.

COLLEGEPRESSBOX.COM

Collegepressbox.com is the official media website for Division I football. Access and download weekly game notes, quotes, statistics, media guides, headshots, logos and more for each conference and its member schools. Register for access at collegepressbox.com/register.

GAME #8 MATCHUP: NOTRE DAME

SERIES HISTORY

- Syracuse and Notre Dame will meet for the 11th time overall and second time in the JMA Wireless Dome.
- The Fighting Irish hold a 7-3 lead in the series with the Orange winning the only previous meeting played in the JMA Wireless Dome.
- The series dates back to 1914, but seven of the previous 10 meetings have come since 2003.
- Four of those prior meetings have been neutral site games, twice at Yankee Stadium and twice at MetLife Stadium.

LAST TIME VS. NOTRE DAME

- Syracuse closed out the 2020 season at Notre Dame with the Fighting Irish posting a 45-21 victory.
- QB Rex Culppepper connected with WR Anthony Queeley on an 18-yard touchdown pass to put the Orange up 7-3 with 9:55 to go in the second quarter.
- Notre Dame responded with 21 unanswered points to take a 24-7 lead into the locker room at halftime.
- RB Sean Tucker opened the second-half scoring with a 40-yard touchdown run to cut the deficit to 10 but that was as close as Syracuse could get.
- Tucker and RB Cooper Lutz both rushed for more than 100 yards on the day. Lutz finished with 114, while Tucker recorded 101. They were the first players to surpass 100 yards rushing against Notre Dame in 2020.

SYRACUSE-NOTRE DAME CONNECTIONS

- Syracuse does not have any players from the state of Indiana.
- Notre Dame has two players who are from New York: RB Audric Estimé and LS Rino Monteforte
- Orange LB Mikel Jones and WR Kyle Acker attended IMG Academy in Florida, as did Notre Dame S Houston Griffith.
- Orange DB Aman Greenwood and DL Caleb Okechukwu played at St. John's College (Washington D.C.) with Notre Dame S DJ Brown and LS Alex Peitsch.
- Syracuse WR Donovan Brown played with Notre Dame's CB Ryan Barnes at Quince Orchard High School (Maryland).
- Orange OL Kalan Ellis played at Saint Louis High School (Hawaii) with Fighting Irish LB Jordan Botelho.
- Orange P/K James Williams and Notre Dame WR Deion Colzie both played at Athens Academy (Georgia) and were on the same squad from 2017-19.
- Syracuse DL Ahmad Masood and Fighting Irish DL Chris Smith both went to Cranbrook Kingswood High School (Michigan).
- Orange head coach Dino Babers' staff at Bowling Green (2014-15) included Notre Dame cornerback coach Mike Mickens. Mickens served in the same role for the Falcons.

SERIES CAPSULE

Series Record: ND leads, 7-3

at Syracuse: Tied, 1-1

at JMA Wireless Dome: SU leads, 1-0

at Notre Dame: ND leads, 3-1

Neutral: ND leads, 3-1

Last Syracuse Win: 2008 (24-23)

Last Notre Dame Win: 2020 (21-45)

Largest Margin of Syracuse Victory: 26 (2003)

Largest Margin of ND Victory: 33 (2018)

SERIES HIGHS

Rushing: SU, Walter Reyes 19-194 (2003)

ND, Darius Walker 26-123 (2005)

Passing: SU, Eric Dungey 31-51-363 (2016)

ND, DeShone Kizer 23-35-471 (2016)

Receiving: SU, Amba Edda-Tawo 7-134 (2016)

ND, Equanimeous St. Brown 4-182 (2016)

SERIES HISTORY

Year	Result	Score	Location
1914	L	0-20	H
1961	L	15-17	A
1963	W	14-7	NI
2003	W	38-12	H
2005	L	10-34	A
2008	W	24-23	A
2014	L	15-31	N
2016	L	33-50	N
2018	L	3-36	N
2020	L	21-45	A

NOTRE DAME AT A GLANCE

2022 SCHEDULE

Sept. 3	at Ohio State	L, 10-21
Sept. 10	Marshall	L, 21-26
Sept. 17	California	W, 24-17
Sept. 24	at North Carolina	W, 45-32
Oct. 8	vs. BYU	W, 28-20
Oct. 15	Stanford	L, 14-16
Oct. 22	UNLV	W, 44-21
Oct. 29	at Syracuse	12 p.m.
Nov. 5	Clemson	7:30 p.m.
Nov. 12	vs. Navy	12 p.m.
Nov. 19	Boston College	2:30 p.m.
Nov. 26	at USC	TBD

STATISTICAL LEADERS

Rushing	No.	Yds	Avg.	Lg	TD
A. Estimé	79	435	5.5	46	6
L. Diggs	75	346	4.6	33	0

Passing	C-A-I	Pct.	Yds	TD
D. Pyne	93-146-3	.637	1077	12
T. Buchner	28-50-2	.560	378	0

Receiving	No.	Yds	Avg.	Lg	TD
M. Mayer	44	526	12.0	34	6
L. Styles	23	287	12.5	54	1

Defense	U-A	Total	Sacks	TFL
M. Liufau	10-19	29	0.5-3	3.0-11
I. Foskey	12-16	28	6.0-44	7.0-48



RECORD: 4-3

Home: 2-2; Away: 1-1; Neutral: 1-0

- Notre Dame has won four of its last five after a 44-21 victory against UNLV this past week.
- Head coach Marcus Freeman is in his first full season at the helm of the Notre Dame program. He was named the 30th Fighting Irish head coach on December 3, 2021. Freeman coached Notre Dame in the 2022 Fiesta Bowl.
- RB Audric Estimé and RB Logan Diggs have led the Fighting Irish ground game. Estimé leads the team with 435 yards, while Diggs has 346, including a career-high 130 against UNLV.
- QB Drew Pyne is 93-for-146 for 1,077 yards and 12 touchdowns this season.
- TE Micahel Mayer has been a favorite target all season. He has 44 receptions for 526 yards. His six touchdown catches tie for 22nd in the nation.
- Notre Dame's special team's unit has blocked four kicks this season, including two punts. That total ranks third in the nation.
- DE Isaiah Foskey blocked two punts against UNLV and leads the Fighting Irish in TFLs (7.0) and sacks (6.0).
- P Jon Sot ranks 11th in the nation, averaging 45.3 yards per game.

TALE OF THE TAPE

Syracuse	Notre Dame
33.9 (36)	Scoring Offense 26.6 (81)
15.1 (6)	Scoring Defense 21.9 (35)
179.3 (44)	Rushing Offense 178.1 (47)
123.3 (39)	Rushing Defense 139.4 (61)
232.3 (72)	Passing Offense 207.9 (101)
173.8 (12)	Passing Defense 202.0 (35)
431.7 (50)	Total Offense 386.0 (77)
173.0 (10)	Total Defense 341.4 (30)
.933 (14)	Red Zone Offense808 (84)
158 (67)	First Downs 149 (76)
2.57 (36)	Sacks/Game 2.86 (23)
29:49 (71)	Time of Possession 32:19 (23)

AGAINST FBS INDEPENDENTS

	Gms	W	L	T
Army West Point	21	11	10	0
Brigham Young	2	1	1	0
Liberty	3	2	1	0
Notre Dame	10	3	7	0
Totals	36	17	19	0

SYRACUSE STATISTICAL RANKINGS

2022 TEAM

Category (Value)	NCAA	ACC
3rd-Down Pct. (.430)	44	6
Opp. 3rd-Down Pct. (.362)	53	8
4th-Down Pct. (.600)	34	3
Opp. 4th-Down Pct. (.467)	50	7
Blocked Kicks (2)	18	4
Blocked Kicks Allowed (0)	1	1
Blocked Punts (0)	-	-
Blocked Punts Allowed (0)	1	1
Completion Pct. (.689)	16	1
Defensive TDs (3)	3	1
Fewest Penalties (67)	127	14
Fewest Penalties Per Game (9.6)	130	14
Fewest Penalty Yards (510)	112	13
Fewest Penalty Yards/Game (72.9)	118	13
1st Downs Defense (114)	14	3
1st Downs Offense (158)	67	7
Fumbles Lost (3)	22	3
Fumbles Recovered (6)	29	5
Kickoff Return Defense (22.00)	89	11
Kickoff Returns (26.57)	6	2
Net Punting (37.32)	98	10
Passes Had Intercepted (4)	31	4
Interceptions (7)	41	4
Passing Offense (232.3)	72	7
Passing Defense (173.0)	10	1
Yards Per Completion (12.90)	42	5
Punt Return Defense (6.75)	57	8
Punt Returns (6.18)	87	9
Red Zone Defense (.750)	15	2
Red Zone Offense (.933)	14	3
Rushing Defense (123.3)	39	4
Rushing Offense (179.3)	44	6
Sacks Allowed Per Game (2.57)	96	10
Scoring Defense (15.1)	6	1
Scoring Offense (33.9)	36	5
TFLs Allowed Per Game (5.00)	51	4
Passing Efficiency (162.56)	14	3
Passing Efficiency Defense (116.27)	19	3
Sacks Per Game (2.57)	36	7
TFLs Per Game (6.3)	43	8
Time of Possession (29:49)	71	9
Total Defense (296.3)	16	1
Total Offense (411.6)	61	9
Turnover Margin (0.86)	16	4
Turnovers Gained (13)	29	4
Turnovers Lost (7)	16	4
Winning Percentage (.857)	11	2

2022 INDIVIDUAL (Top 25)

Category (Value)	NCAA	ACC
Oronde Gadsden, WR		
Receiving Yards Per Game (85.6)	24	2
Garrett Shrader, QB		
Completion Percentage (.695)	18	2
Passing Efficiency (164.9)	16	3
Points Responsible For Per Game (16.3)	24	3
Yards Per Pass Attempt (9.01)	16	3
Andre Szmyt, PK		
Field Goal Percentage (.917)	15	2
Field Goals Per Game (1.57)	16	3
Sean Tucker, RB		
All-Purpose Yards (129.71)	19	3
Rushing Yards Per Game (99.7)	19	2
Rushing Yards (698)	21	3
Marlowe Wax, LB		
Forced Fumbles (0.29)	21	4
Fumbles Recovered (2)	5	2

GAME NOTES: TEAM

A WIN WOULD ...

- Improve **Dino Babers'** record to 36-44 as head coach of the Orange.
- Give Syracuse a 6-0 record at home.
- Mark the first time Syracuse has won all of its non-conference games since joining the BIG EAST Conference in 1991.
- Give Syracuse its 748th all-time victory (includes 11 wins from 2004-06 that were vacated by the NCAA). The Orange currently rank 22nd on the FBS ledger of winningest programs. Syracuse is one of 32 FBS schools to have accumulated 700+ wins.

SAME PLACE, NEW NAME

- Syracuse University and JMA Wireless (JMA) announced a 10-year partnership for naming rights of the University's iconic on-campus stadium in May 2022. For the first time since the venue opened its doors in 1980, the stadium will have a new name, only the second in its history—the JMA Wireless Dome, referred to as the JMA Dome.
- The two Central New York organizations, which together employ more than 6,500 people locally, also announced that Syracuse-based JMA will support the Dome's digital infrastructure transformation by establishing the most advanced connectivity offerings for fans and other users while at the Dome.
- In April, the University announced it would embark on the next phase of its work to enhance, elevate and expand the stadium experience. In addition to upgrading the entire digital infrastructure, the next phase of renovations includes a complete reseating of the entire venue among other upgrades.

HOME SWEET HOME

- Under **Dino Babers**, Syracuse is 24-19 at home. Home field success has been a staple at all three of his coaching stops, with Babers' teams combining to go 42-23 when defending their home field.
- The Orange were undefeated in the Loud House in 2018, going 6-0 in the building. The 2018 campaign was SU's fourth perfect home season since 1980; the three previous unbeaten campaigns (all 6-0) were in 1987, 1988 and 2001.

NON-CONFERENCE SUCCESS

- Syracuse is 3-0 against non-league foes this season with one non-conference game remaining.
- The 3-1 mark outside the ACC in 2021 during the regular season equaled the best mark under head coach **Dino Babers**. The Orange also posted 3-1 non-conference records in 2018 and 2019.
- 'Cuse is 10-4 in its 14 home non-league games under Babers.
- Under Babers, Syracuse has outscored its non-conference opponents in the Loud House, 598-299.

ORANGE NAME TEAM CAPTAINS

- Syracuse announced seven team captains prior to the 2022 season.
- OL **Matthew Bergeron**, LS **Aaron Bolinsky**, RB **Chris Elmore**, LB **Mikel Jones**, QB **Garrett Shrader**, K **Andre Szmyt** and DB **Garrett Williams** were selected by their teammates as the 2021 captains.

BABERS RISING IN THE RANKS

- Saturday's game will be head coach **Dino Babers'** 80th at Syracuse, which rank as the fourth-most games coached at SU (behind Ben Schwartzwalder - 247, Paul Pasqualoni - 167, Dick MacPherson - 116).
- Babers coached the 132nd game of his career against Clemson. In his nine seasons as a sideline leader at Eastern Illinois, Bowling Green and Syracuse, Babers holds an overall record of 72-60 (.545).

NEW STAFF

- Syracuse's coaching staff features four new faces this season.
- Robert Anae takes over as the Orange's offensive coordinator. He will also oversee the tight ends and inside receivers. Anae comes to Syracuse from Virginia, where he served as the offensive coordinator from 2016-21.
- Bob Ligashesky is the 'Cuse special teams coordinator. His career includes 12 seasons in the NFL, where he won a Super Bowl as the Pittsburgh Steelers' special teams coordinator in 2008.
- Jason Beck will mentor 'Cuse quarterbacks. Beck, who has been the position coach for three active NFL QBs, spent the past six seasons at Virginia.
- Michael Johnson is the Orange's outside receivers coach. Johnson, who coached last season at Florida Atlantic, brings an NFL and collegiate coaching tenure that spans over 20 years.

INTERNATIONAL FLAVOUR

- The Orange roster features six players born outside the United States, including two from Canada and Germany.
- Syracuse ranks fourth for the most foreign-born players on their FBS roster. Temple leads the nation with nine.
- Redshirt junior **Yosuke Sugano** is one of four FBS players from Japan. He joins Utah's Masaki Kudo and Shuhei Mitsumoto and New Mexico's Ray Iwai.

Syracuse Foreign-Born Players

Name, Pos.	Country
Damien Alford, WR	Canada
Matthew Bergeron, OL	Canada
Maximilian Mang, TE	Germany
Mark Petry, OL	Germany
Yosuke Sugano, LB	Japan
Maximilian Von Marburg	Australia

GAME NOTES: OFFENSE

SHRADER ON THE MARK

- QB **Garrett Shrader** has been one of the most accurate passers in the nation this season.
- He has completed 124-of-178 passes (.697) this season and ranks 18th in the nation and second in the ACC in completion percentage.
- If the season ended today, Shrader's passing efficiency of 164.9 would be a school single-season record. The current record is 164.3 set by Don McPherson in 1987 when he led the nation in that category and won the Maxwell and Davey O'Brien awards.
- Shrader set a single-game school record when he completed all 17 of his passes against Wagner. It marked the first time in school history that a 'Cuse quarterback with more than 10 attempts completed every one of his passes. Shrader is the only player in the nation to accomplish the feat in 2022.
- His numbers this season are an improvement over his 2021 totals when he completed 123-of-234 passes (.526) for 1,445 yards and recorded a 117.3 passing efficiency.

HOUSE CALLS

- RB **Sean Tucker** and QB **Garrett Shrader** have been right at home in the end zone over the last two seasons.
- The duo has combined for 39 TDs when playing with one another (since Shrader arrived in '21) which is the fourth-highest scoring backfield tandem in program history, through just a year and a half.
- Both rank in the top-15 in rushing touchdowns in program history. Tucker is 11th (22) and Shrader 13th (20). Only six players have scored more than 25 rushing touchdowns at SU, with Walter Reyes (45) owning the record.
- Tucker is ninth in total TDs at Syracuse (26).

HIGHEST SCORING BACKFIELD TANDEMS

	TDs	Players	Games (Years)
1.	61	Walter Reyes/Damien Rhodes	36 (2002-04)
2.	50	Eric Dungey/Dontae Strickland	49 (2015-18)
3.	41	Floyd Little/Larry Csonka	20 (1965-66)
4.	39	Donovan McNabb/Rob Konrad	45 (1995-98)
	39	Sean Tucker/Garrett Shrader	19 (2021-Pres.)

AND HE CAN CATCH

- RB **Sean Tucker** has shown his versatility again this season, ranking as one of the team's top receivers.
- His 28 catches are second on the team, while his 216 yards rank third.
- Tucker ranks 10th in receiving yards for FBS running backs.
- Tucker has 584 career receiving yards, which rank fourth all-time among Syracuse running backs.
- His five catches against Clemson increased his career total to 56. That total ties for eighth on Syracuse's record list for receptions by a running back.

TUCKER ACROSS THE CENTURY MARK

- RB **Sean Tucker** has rushed for 100+ yards in 15 of 28 career games, including three games of the 2022 season.
- He set the school record in 2021 with 100+ yards in seven consecutive games.
- Tucker recorded a career-high 232 yards against Wagner to become the fifth player in program history to rush for 200+ yards in a game twice during his career.
- Tucker had nine 100+ rushing totals in 12 games in 2021, which is a single-season school record.
- He is tied for third place on 'Cuse's leader list for career 100-yard rushing games.

Most Career 100-Yard Games

	No.	Player	Years
1.	22	Joe Morris	1978-81
2.	15	Larry Csonka	1965-67
	15	Sean Tucker	2020-PRES

GADSDEN BREAKING OUT

- TE **Oronde Gadsden II** has become a major part of Syracuse's offense. His 37 catches and 593 yards receiving lead the team.
- He ranks third in the ACC with five receiving touchdowns. The sophomore also ranks second in the league in receiving yards (593) and receiving yards per game (84.7). In addition, his 5.3 receptions per game rank third.
- Gadsden is one of only two pass catchers in the ACC with three 100-yard receiving games this season.
- His first 100-yard receiving day came against Purdue when he recorded 112. It marked the first time Syracuse has had a WR or TE with 100+ yards receiving since Taj Harris against Rutgers in 2021.
- He recorded 107 yards receiving against Virginia, making him the first Orange receiver or tight end with back-to-back 100+ yards receiving games since Nykeim Johnson in 2018.
- Gadsden has two multiple touchdown games this season. His second TD catch against Purdue with seven seconds remaining served as the game winner.

HOT STARTS

- Syracuse has had the ball to start the game in all seven contests this season and has scored on its opening drive in five of seven games.
- The Orange have outscored their opponents, 75-23, in the first quarter and have held the lead after the first quarter in six of seven games this season.
- 'Cuse has allowed a total of 13 first-half points in its last four games, including two shutouts, and owns a first-half margin of 143-36 across all seven games thus far. The Orange trailed 9-3 at the break vs. Purdue but have taken the lead to the locker room in the other six matchups.

CONSECUTIVE GAMES PLAYED WITH A RECEPTION

Name	Streak	2022 Rec.	Career Rec.	Started
Devaughn Cooper, WR.....	15	18	80^	10/2/21
Sean Tucker, RB.....	10	28	56	11/13/21
Oronde Gadsden II, WR.....	8	37	39	11/27/21
Isaiah Jones, WR #.....	3	4	4	9/3/22
Damien Alford, WR.....	4	6	20	9/23/22
Trebor Pena, WR.....	1	11	14	10/22/22

^ Includes UTEP/Arizona State
streak remains intact if player DNP

QUICK FACTS

GENERAL INFORMATION

Location	Syracuse, N.Y.
Founded	1870
Enrollment.....	14,479 (undergrad), 21,322 (total)
Color	Orange
Chancellor & President.....	Kent Syverud
Director of Athletics	John Wildhack

COACHING STAFF

Head Coach	Dino Babers
Alma Mater	Hawaii '84
Career Record.....	72-60 (11th year)
Record at Syracuse	35-44 (7th year)

Robert Anae ...	Off. Coord./Tight Ends/Inside Receivers
Tony White ...	Defensive Coordinator/Linebackers
Bob Ligashesky	Special Teams Coordinator
Chris Achuff	Defensive Line
Jason Beck	Quarterbacks
Michael Johnson.....	Outside Receivers
Mike Lynch	Running Backs
Nick Monroe..	Defensive Passing Game Coord./Safeties
Mike Schmidt...	Offensive Line/Run Game Coord.
Chip West	Cornerbacks

PLAYER INFORMATION

Lettermen Returning/Lost.....	59/15
Offense	26/6
Defense	29/8
Specialists	4/1

RETURNING STARTERS

Offense (9): OL Matthew Bergeron (Jr.), OL Chris Bleich (R-Jr.), OL Dakota Davis (R-Sr.), FB/TE Chris Elmore (R-Sr.), WR Courtney Jackson (R-So.), WR Anthony Queeley (R-Jr.), QB Garrett Shrader (Jr.), RB Sean Tucker (So.), OL Carlos Vetorello (R-Jr.)

Defense (8): ROV Justin Barron (So.), DB Ja'Had Carter (So.), DB Duce Chestnut (So.), LB Mikel Jones (Jr.), FS Jason Simmons (Jr.), LB Stefan Thompson (So.), LB Marlowe Wax (So.), DB Garrett Williams (R-So.),

Specialists (3): LS Aaron Bolinsky (Sr.), PK Andre Szymt (R-Sr.), James Williams (So.)

TEAM HISTORY

First Year of Football.....	1889
All-Time Record *	747-565-49
ACC Record	25-52
Bowl Appearances.....	26
Bowl Record	16-9-1
* - Includes 11 wins from 2004-06 vacated by NCAA	

CHARTING THE OFFENSE

100-YARD RUSHING GAMES

Name	2022	Career
Sean Tucker	3	15
Garrett Shrader.....	0	4*
LeQuint Allen.....	1	1

100-YARD RECEIVING GAMES

Name	2022	Career
Sean Tucker	0	1
Oronde Gadsden II	3	3

* Includes Mississippi State

2022 SYRACUSE'S RECORD

September	4-0	1.000
October	2-1667
November.....	0-0000
Thursday games.....	0-0000
Friday games	1-0	1.000
Saturday games	5-1833
ACC home games	3-0	1.000
ACC road games	0-1000
Non-conference home games	2-0000
Non-conference road games	1-0	1.000
Ranked home games	1-0000
Ranked road games.....	0-1000
Games decided 1-8 points.....	2-1667
Games decided 9-20 points.....	1-0000
Games decided by 21+ points.....	3-0	1.000
When scoring 0-10 points	0-0000
When scoring 11-19 points	0-0000
When scoring 20-29 points	2-1667
When scoring 30-39 points	2-0	1.000
When scoring 40+ points	2-0	1.000
When allowing 0-10 points	3-0	1.000
When allowing 11-19 points	1-0	1.000
When allowing 20-29 points	2-1667
When allowing 30-39 points	0-0000
When allowing 40+ points	0-0000
Day games (before 6 p.m.).....	3-1750
Night games (6 p.m. or later).....	3-0	1.000
Scoring first.....	6-0	1.000
Opponent scores first.....	0-1000
Leading after 1st quarter	5-0	1.000
Tied after 1st quarter	0-1000
Trailing after 1st quarter	1-0	1.000
Leading at halftime	5-1833
Tied at halftime	0-0000
Trailing at halftime	1-0	1.000
Leading after 3rd quarter	6-1857
Tied after 3rd quarter	0-0000
Trailing after 3rd quarter	0-0000
No turnovers	4-0	1.000
One turnover	0-1000
More than one turnover	2-0	1.000
No takeaways	1-0000
One takeaway.....	2-0	1.000
More than one takeaway	3-1750
Time of possession > 30:00.....	4-0	1.000
Time of possession < 30:00.....	2-1667
With 100-yard rusher	3-0	1.000
With 100-yard receiver	3-0	1.000
With 300-yard passer	0-0000

GAME NOTES: OFFENSE

CAPTAIN COMES UP BIG

- QB **Garrett Shrader** has been at his best when the game is on the line.
- In now 16 starts at Syracuse, Shrader has engineered five game-winning or game-tying drives that have been capped with a score in the contest's final 90 seconds of regulation.
- Shrader has had seven chances to do so in a Syracuse uniform and presented 'Cuse with a scoring opportunity six of the seven. SU has won five of those seven. A missed, game-tying field goal against Clemson in 2021 and an interception in the final minute against the Tigers in 2022 are the blemishes.
- Shrader's 11-play, 62-yard drive that set up the go ahead field goal with 1:14 remaining against Virginia marked the second game-winning drive in as many weeks. He orchestrated a 50-second, 50-yard TD drive to win against Purdue. In 2021, the Orange kicked a game-winning field goal as time expired vs. Liberty, drove 94 yards for a touchdown to send the game to OT vs. Wake Forest, and Shrader hit **Damien Alford** on a 46-yard go-ahead score with 19 seconds left at Virginia Tech as well.

DUAL THREAT

- QB **Garrett Shrader** recorded his sixth rushing touchdown of 2022 at Clemson, increasing his Syracuse total to 20.
- He now is tied for 16th on the ACC's career list for most rushing touchdowns by a quarterback.
- Shrader also moved into a three-way tie for 13th place on the Orange's career rushing touchdown list, a spot already manned by Al Wooten (1990-03) and Rob Konrad (1995-98).
- Shrader enters Saturday's game ranked eighth in career touchdowns responsible for at Syracuse, with 42 despite starting just 15 games at SU.
- He is 24th nationally in points responsible for per game (16.3).
- Last season, Shrader became just the third Syracuse quarterback since 1979 to post back-to-back 100-yard rushing games (Florida State, Wake Forest). Bill Hurley was the first to accomplish the feat in 1979 (Northwestern, Washington State), while Eric Dungey matched Hurley's performance in 2017 (Miami, Florida State).
- Shrader has two of the top 21 ACC quarterback single-game rushing performances of all-time.

HOLDING ON TO THE BALL

- Syracuse has just seven turnovers this season. The Orange rank 16th in the nation and fourth in the ACC in turnovers lost.
- Last season, Syracuse had 13 turnovers, which ranked second in the ACC and 21st in the nation.
- The Orange have finished in the top five in the ACC in turnovers lost in three of the past four seasons.

VAN WILDER

- WR **Devaughn Cooper** is the first known FBS player to catch a pass in seven-straight seasons after catching four passes in the season opener.
- Cooper's career includes stops at Arizona (2016-18) and UTEP (2019-20).
- He medically redshirted as a true freshman in 2016 and earned another redshirt season after the rule change that a player could play in four games and still redshirt. Cooper also earned an additional year of eligibility due to the COVID-19 pandemic.
- Cooper is one of 23 FBS players who are competing in their seventh or eighth season in 2022.

#PL34SED WITH HIS PERFORMANCE

- RB **Sean Tucker** is one of the premier players in the nation and Syracuse Athletics unveiled his official Heisman Trophy campaign slogan and microsite in late July.
- Orange fans waited for Tucker to tweet his stat line and the team result in a matter-of-fact manner that has made him a viral sensation after his record-breaking performances. #PL34SED combines Tucker's number with his iconic catchphrase that he is "pleased with his performance" after all of his outstanding games.
- In addition to the hashtag, Cuse.com/PL34SED will serve as the official hub for all things Sean Tucker this season. The microsite features videos and information on Sean, as well as links to purchase Sean's officially licensed merchandise.
- Cuse.com/PL34SED will be updated throughout the season as he breaks more records and posts more pleasing performances in front of Orange Nation. The sophomore back is already on the Maxwell Award, Walter Camp Award and Doak Walker Award Watch Lists this preseason and has been named a preseason All-American by a host of publications.

EFFICIENT ORANGE

- The Orange have had 76 drives this season and have scored on 37 (.487). Syracuse has produced points on 37-of-69 (.536) drives that didn't conclude at the end of the first or second half.
- The Orange were particularly efficient in their win at UConn, scoring on their first seven possessions.
- Syracuse has punted just 23 times this season. Only 21 FBS teams have punted fewer times than the Orange.

PROTECTING THE POCKET

- Syracuse has eight players on its roster in 2022 that started a game at offensive line at the FBS level: **Carlos Vettorello** (38), **Matthew Bergeron** (35), **Dakota Davis** (31), **Chris Bleich** (22), **Darius Tisdale** (17), **Kalan Ellis** (12), **Josh Ilaoa** (1) and FB **Chris Elmore** had started eight games at offensive guard in 2020.
- The four returning starters on the offensive line ranked sixth for the most at the FBS level.
- The Orange's 138 combined total offensive line starts on its roster tie for ninth in total starts at the FBS level.
- In addition, the 172 combined games played by the five starters is 10th at the FBS level.
- The unit was instrumental in 'Cuse's ground game last season, which ranked 16th in the nation, averaging 213.5 yards per game.

NEW FACE WR CORPS

- Four players have caught their first collegiate pass or their first pass in a Syracuse uniform this season.
- WR **Isaiah Jones** made his first career reception against Louisville, while RB **LeQuint Allen** had two receptions in his collegiate debut against the Cardinals.
- WR **D'Marcus Adams**, who transferred to Syracuse from Florida Atlantic, caught a 39-yard touchdown pass in his 'Cuse debut against UConn.
- **Dan Villari**, who moved from quarterback to wide receiver during preseason camp, pulled in his first reception against UConn.

GAME NOTES: DEFENSE

THE MOB

- The Syracuse defense has adopted the "Mob" as its moniker this season. Players in the mob wear black wristbands with the letters "ATB" on them, which stands for attack the ball.
- Each week, defensive coordinator **Tony White** gives out Mob Awards that go to players who have made exceptional plays, hits or done things that don't show up in the box score.
- DL **Caleb Okechukwu**, DB **Ja'Had Carter** and LB **Marlowe Wax** launched The Mob podcast last week, which can be found on Syracuse Athletics' YouTube page in video form and some mainstream podcast networks such as Spotify.

HEADING IN THE RIGHT DIRECTION

- Syracuse's defense has been steadily improving since the start of the 2021 season.
- Since the start of the 2021 season, the Orange have held their opponents to less than 400 yards 15 times. Only Clemson (17) has done that more among ACC teams.
- Overall, Syracuse ranks eighth nationally in total defense, allowing 296.3 yards per game.

Defense Comparison

Year	Total Yards Allowed	National Rank	ACC Rank
2022	296.3	16	1
2021	330.3	19	2
2020	463.9	112	15
2019	464.1	115	13

TAKETH AWAY

- Syracuse recorded four takeaways at Clemson, increasing its season takeaway total to 13.
- The Orange have already surpassed last year's total number of defense turnovers (7).
- 'Cuse has registered at least one takeaway in 46 out of 56 games, dating back to the 2017 season finale against Boston College.
- In all, Syracuse has gained 100 turnovers (45 fumble recoveries, 55 INTs) during that time, an average of 1.8 per contest.
- The Orange had the third-most takeaways in the FBS in 2020, with 24, finishing in the top-12 nationally in the statistic for the third-straight season. Syracuse ended up third in 2018 (31), 12th in 2019 (25) and third in 2020 (24).

THE MOB DOING MOB THINGS

- Ten different players have recorded a forced fumble or interception this season.
- LB **Marlowe Wax** has forced two fumbles, while DB **Garrett Williams** leads the team with two interceptions.

DEFENSIVE TOUCHDOWNS

- Syracuse has three defensive touchdowns this season, which tie the Orange for third in the nation.
- DL **Caleb Okechukwu** had an interception return vs. Purdue and sophomore DB **Duce Chestnut** had a pick six in Syracuse's win against Wagner. DB **Ja'Had Carter** picked up a fumble and returned it 90 yards for a touchdown against Clemson.
- Okechukwu was the first Orange defensive lineman to return an interception for a touchdown since Donnie Simmons did so against Wake Forest in 2015.
- The three defensive touchdowns match Syracuse's total from 2020 for the most under the direction of head coach **Dino Babers**.

THREE AND OUT

- The Orange are 14th in the nation and third in the ACC in first downs allowed.
- Syracuse's opponents have recorded 114 first downs in seven games. Among ACC schools, only Miami and NC State have allowed fewer first downs (110) in 2022.

JONES LEADS THE WAY

- LB **Mikel Jones** has led the Orange in tackles the past two years and leads the way this season (54).
- He will try to become just the fourth player since 1978 to lead Syracuse in tackles in three-straight seasons. The others to accomplish the feat are Jim Collins (1978-80), Tony Romano (1981-83) and David Bavaro (1987-89).
- Jones, who has been named ACC Linebacker of the Week twice this season, led the team with 12 tackles Clemson for his 10th career 10+ tackle performance.

FIRST-TIME STARTERS

- Six different players have made their first career starts on the defensive side of the ball this season.
- DL **Kevon Darton**, DL **Jatius Geer** and DB **Alijah Clark** joined the starting lineup for the first time against Louisville. DL **Terry Lockett** and LB **Derek McDonald** were starters for the first time in the win against UConn, while LB **Anwar Sparrow's** first start came against Virginia.
- DB **Isaiah Johnson**, who transferred to Syracuse from Dartmouth, made his first start at the FBS level against Clemson.

BREAKIN' UP IS HARD TO DO

- DB **Garrett Williams** had a pass breakup against Virginia, increasing his career total to 23. He moved into a tie for eighth place on Syracuse's career leader list with his performance against the Cavaliers.
- Williams has tied for the ACC lead with 10 pass breakups in each of the past two seasons.
- He also led the ACC in passes defended as a redshirt freshman in 2020 with 12.

Most Career Pass Breakups

No.	Player	Years
1.	49 Kevin Abrams	1994-96
2.	36 Will Allen	1997-00
3.	34 Steve Gregory	2002-05
4.	31 Willie Ford	1998-01
5.	27 Dwayne Joseph	1990-93
	27 Rod Gadson	1994-97
7.	25 Donovin Darius	1994-97
8.	23 Ifeatu Melifonwu	2018-20
23	Garrett Williams	2019-Pres.

TURNOVER TALE

- 'Cuse has won the takeaway battle in 31 of its last 56 games (nine of the remaining 20 were even).
- Syracuse has ranked in the top-15 in turnover margin in three of the last five seasons.
- Since the start of the 2018 season, Syracuse's 100 takeaways tie for sixth among FBS schools.
- Last season, the Orange caused seven turnovers in a season in which they recorded 37 sacks, which tied for the fourth-highest total in program history.

Turnovers Gained (Since start of 2018)

Rk.	Team	Takeaways
1.	Clemson	110
2.	Cincinnati	108
	Iowa	108
4.	Middle Tennessee	102
5.	Alabama	101
6.	Syracuse	100
	App State	

FUTURE SCHEDULES

2023

Sept. 2 vs. Colgate
Sept. 9 vs. Western Michigan
Sept. 16 at Purdue
Sept. 23 vs. Army West Point

ACC Home Games: Boston College, Clemson, Pittsburgh, Wake Forest. **ACC Away Games:** Florida State, Georgia Tech, North Carolina, Virginia Tech.

2024

Aug. 31 vs. Ohio
Sept. 21 at Army West Point

ACC Home Games: Duke, Florida State, Virginia, Virginia Tech. **ACC Away Games:** Boston College, Louisville, NC State, Pitt.

2025

Aug. 30 vs. Tennessee (in Atlanta, GA)
Sept. 6 vs. UConn
Sept. 27 vs. Army West Point
TBD at Notre Dame

ACC Home Games: Boston College, North Carolina, Pitt, Virginia Tech. **ACC Away Games:** Clemson, Florida State, Virginia, Wake Forest.

2026

Sept. 5 vs. New Hampshire
Sept. 26 at Army West Point
Oct. 3 vs. UConn
TBD at Notre Dame

ACC Home Games: Florida State, Louisville, NC State, Virginia. **ACC Away Games:** Boston College, Duke, Miami, Pitt.

2027

Sept. 4 at Penn State
Nov. 6 at UConn

2028

Sept. 9 vs. Notre Dame

2029

vs. Notre Dame
vs. Morgan State

2034

at Notre Dame

2037

vs. Notre Dame

CHARTING THE DEFENSE

10+ TACKLES GAMES

Name	2022	Career
Mikel Jones	2	10
Marlowe Wax	2	4
Garrett Williams	1	1
Stefon Thompson	0	1
Ja'Had Carter	0	1
Rob Hanna	0	1

MULTIPLE SACK GAMES

Name	2022	Career
Stefon Thompson	0	2
Marlowe Wax	0	2
Caleb Okechukwu	1	1
Steve Linton	1	1
Jatius Geer	1	1

HONOR ROLL

Matthew Bergeron	ACC OL of the Week (9/12) ACC OL of the Week (10/17) Senior Bowl Watch List East-West Shrine 1000
Aaron Bolinsky	Wuerffel Trophy Watch List
Eric Coley	Senior Bowl Watch List
Chris Elmore	Senior Bowl Watch List Bruce Feldman Freaks List
Dakota Davis	Campbell Trophy Semifinalist
Oronde Gadsden II	ACC Receiver of the Week (10/17)
Mikel Jones	Bednarik Award Watch List Athlon Preseason All-American Phil Steele Preseason All-American East-West Shrine 1000 ACC Linebacker of the Week (9/19) ACC Linebacker of the Week (9/25)
Caleb Okechukwu	ACC DL of the Week (9/19)
Garrett Shrader	Davey O'Brien Great 8 Performer (9/12) ACC Quarterback of the Week (9/19) Maxwell Award Watch List
Sean Tucker	ACC Running Back of the Week (9/5) PFF Team of the Week (10/3) AP Preseason All-American <i>Sporting News</i> Preseason All-American Maxwell Award Watch List Doak Walker Award Watch List Walter Camp Award Watch List Athlon Preseason All-American Walter Camp Preseason All-American Phil Steele Preseason All-American Preseason All-ACC
Andre Szmyt	Groza Award Watch List East-West Shrine 1000 Groza Star of the Week (9/26) ACC Specialist of the Week (9/5)
Max von Marburg	Ray Guy Award Watch List
Marlowe Wax	ACC LB of the Week (9/5)
Garrett Williams	ACC DB of the Week (9/26)
Dino Babers	Bear Bryant Award Watch List Dodd Trophy Watch List

GAME NOTES: SPECIAL TEAMS

SZMYT RANKS AMONG ACTIVE LEADERS

- PK **Andre Szmyt** is tied for second among FBS players in career field goals (76) and ranks fourth in points (415).
- He is tied for 12th in points per game (7.7).
- Szmyt tied the school record with a career-high five field goals in Syracuse's win against Virginia.

SZMYT STANDS ALONE

- Senior K **Andre Szmyt** is Syracuse's all-time scoring leader with 415 points.
- Szmyt is one of 30 FBS kickers to record 400 career points.
- He recorded his 400th career point in Syracuse's win against Wagner.
- Szmyt currently ranks seventh on the ACC's all-time scoring list. He is the 10th player in league history to record 400 career points.

SZMYT SETS SCHOOL RECORD

- PK **Andre Szmyt** is Syracuse's all-time leader in career field goals with 76.
- Szmyt has at least one made field goal in 42 of his 54 career games and has booted multiple field goals on 26 occasions.
- Szmyt tied the single-game school record when he converted on all five of his attempts against Virginia. His field goal with 1:14 remaining proved to be the game winner in a 22-20 victory

FINDING THE END ZONE

- WR **Courtney Jackson's** 68-yard punt return against Boston College in 2021 marked Syracuse's 41st special teams touchdown since 1992.
- Jackson's return marked Syracuse's first punt return for a touchdown since 2018. WR **Trebor Pena** recorded the Orange's last kickoff return for a touchdown when he went 98 yards against NC State on Nov. 28, 2020.

Special Teams TD Breakdown (Since 1992)

Punt Returns – 16
Blocked Punt Returns – 12
Kickoff Returns – 11
Blocked Field Goal Returns – 1
Fumbled Punt Returns – 1

ORANGE RETURNS

- Syracuse ranks sixth in the nation and second in the ACC in kickoff returns, averaging 26.6 yards per return.
- WR **Trebor Pena** ranks third in the ACC in punt returns, averaging 7.1 yards per return.

ORANGE IN THE NFL

Name	Pos.	Team
Andre Cisco	S	Jacksonville Jaguars
Riley Dixon	P	Los Angeles Rams
Zaire Franklin	LB	Indianapolis Colts
Trishton Jackson (PS)	WR	Minnesota Vikings
Kinglsey Jonathan	DE	Chicago Bears
Chandler Jones	OLB	Las Vegas Raiders
Ifeatu Melifonwu	CB	Detroit Lions
Justin Pugh (IR)	OG	Arizona Cardinals
Alton Robinson (IR)	DE	Seattle Seahawks
Chris Slayton (PS)	DE	Green Bay
Trill Williams (IR)	DB	Miami Dolphins

SPECIAL TEAMS TACKLES

Name	Total	KO	Punt
Mikel Jones	4	2	2
Isaiah Johnson	3	3	0
Anwar Sparrow	3	1	2
Jeremiah Wilson	3	1	2
Derek McDonald	2	0	2
Austin Roon	2	2	0
Rob Hanna	2	2	0
Kaiden Bailey	1	1	0
Marlowe Wax	1	0	1
Allijah Clark	1	0	1
Ja'Had Carter	1	1	0
Garrett Williams	1	1	0
Allijah Clark	1	0	1
Eric Coley	1	1	0
Brady Denaburg	1	1	0

BLOCK THAT KICK

- Syracuse has blocked two extra point attempts in back-to-back games for the first time in the Dino Babers era. The Orange last recorded a blocked kick in back-to-back games in 2004 when Anthony Smith blocked punts against Buffalo and Cincinnati.
- LB **Marlowe Wax** blocked the extra point attempt on Purdue's first touchdown. DB **Jason Simmons** picked up the ball and returned it to the Purdue 18-yard line before being tackled to prevent the safety.
- It marked the first 'Cuse blocked PAT since Josh Black at Florida State in 2019.
- DL **Jatius Geer** then blocked a PAT attempt in the third quarter in Syracuse's 22-20 win against Virginia.

GAME-BY-GAME NOTABLES

Opponent	Time	Length	Att.	Half	Final	Coin Toss	Kickoff/Receive	1st SU Poss.	1st Opp. Poss.	Helmet	Jersey	Pants
Louisville	8 p.m.	3:11	37,110	17-7	31-7	Loss	Receive	FG	Punt	Orange	Blue	Orange
UConn	7 p.m.	3:04	25,114	27-7	48-14	Loss	Receive	TD	Punt	Orange	White	Orange
Purdue	12 p.m.	4:03	35,943	3-9	32-29	Win	Receive	Punt	Downs	Orange	Orange	Orange
Virginia	7 p.m.	3:36	34,590	16-0	22-20	Loss	Receive	TD	Missed FG	Orange	Blue	Orange
Wagner	5 p.m.	2:34	33,373	49-0	59-0	Win	Receive	TD	Punt	White	Orange	White
NC State	3:30 p.m.	3:29	49,705	10-3	24-9	Loss	Receive	TD	Punt	Orange	Blue	Orange
Clemson	12 p.m.	3:34	81,500	21-10	21-27	Loss	Receive	Downs	TD	White	White	Orange
Notre Dame	12 p.m.											
Pittsburgh												
Florida State												
Wake Forest												
Boston College												

GAME NOTES: MISCELLANEOUS

EST. 1889

- The Syracuse program is one of the most storied in college football. The Orange are tied for eighth among Division I teams, and tied for No. 5 among FBS schools, in number of games played. Their 1,361 games played lead the ACC.
- The Orange's varsity football history dates back to Nov. 23, 1889 when Syracuse traveled to the University of Rochester for its inaugural contest.

Division I Most Games Played

Rk.	Team	Games
1.	Penn	1,419
2.	Rutgers	1,390
3.	Navy	1,379
4.	Lehigh	1,372
5.	Michigan	1,371
6.	Yale	1,367
7.	Nebraska	1,363
8.	Syracuse	1,361
	Penn State	1,361
10.	Harvard	1,348

ORANGE WELCOME NEW TEAMMATE

- Head football coach **Dino Babers** announced a new team member, signing 15-year-old Andrew Enright through Team IMPACT.
- Andrew, who has cerebral palsy, was officially introduced at a signing day event on Thursday, August 25th at the John A. Lally Athletics Complex. He will participate in many activities over the next two years, including games, practices, and other team events.
- Team IMPACT, a national non-profit organization, has developed a unique multiyear program that matches children facing serious illness and disability with college athletic teams across the country. Based on a clinical model, Team IMPACT guides a symbiotic relationship between teams and children focused on socialization, empowerment, and resilience.
- Syracuse University has worked with Team IMPACT for the past eight years, matching 11 children across its men's basketball, field hockey, football, men's and women's lacrosse, men's and women's soccer, women's ice hockey, and softball teams.

OVERTIME HISTORY

Since the NCAA instituted overtime in 1996, Syracuse owns a 11-9 (.550) overall record in extra-session games.

Date	Opponent	W/L	Score
8/30/97	NC State	L	31-32
11/13/99	at Rutgers	L	21-24
10/7/00	Pittsburgh	W	24-17 (2OT)
9/28/02	at Auburn	L	34-37 (3OT)
11/9/02	Virginia Tech	W	50-42 (3OT)
9/6/03	at North Carolina	W	49-47 (3OT)
11/6/04	Pittsburgh *	W	38-31 (2OT)
9/9/06	Iowa	L	13-20 (2OT)
9/30/06	Wyoming *	W	40-34 (2OT)
9/5/09	Minnesota	L	20-23
9/1/11	Wake Forest	W	36-29
9/24/11	Toledo	W	33-30
10/1/11	Rutgers	L	16-19 (2OT)
8/29/14	Villanova	W	27-26 (2OT)
9/19/15	Central Michigan	W	30-27
10/17/15	at Virginia	L	38-44 (3OT)
10/6/18	at Pittsburgh	L	37-44
10/20/18	North Carolina	W	40-37 (2OT)
11/30/19	Wake Forest	W	39-30
10/9/21	Wake Forest	L	37-40

* - Win vacated by NCAA

OUR HOUSE- THE LOUD HOUSE



- Built between April 1979 and September 1980, the JMA Wireless Dome was the fifth-largest stadium of its kind in the U.S. at the time and the first in the Northeast. The building covers 7.7 acres and has 527,320 square feet of floor space. It is 570 feet long and 497 feet wide, and the top of the Dome is 165 feet above the playing surface.
- In May 2018, the University Board of Trustees authorized a \$118 million investment for new stadium improvements. Renovations began in March of 2020 with the installation of a new fixed roof. Additional upgrades include a center-hung scoreboard, state-of-the-art sound and lighting systems, improved accessibility and added Wi-Fi capabilities. Air conditioning, new accessible restrooms and new concessions space are elements are improvements that were made for this fall.
- The new roof features over 3,000 tons of steel fixed to the structure and the center-hung scoreboard is the second-largest center-hung indoor system in the United States.

TOP 10 CROWDS (since 1980)

	Att.	Opponent	Year
1.	50,564	Miami (Ohio)	1980
2.	50,350	Navy	1980
3.	50,248	Clemson	2019
4.	50,243	Pittsburgh	1980
5.	50,037	Penn State	1981
6.	50,021	Penn State	1985
7.	50,0A11	Penn State	1987
8.	50,010	Penn State	1983
9.	49,892	Boston College	1987
10.	49,876	Penn State	1989

QUICK FACTS

First Game: Sept. 20, 1980

Result: Syracuse 36, Miami (Ohio) 24

Syracuse Record: 156-97-2 (.616) *

Field Name: Ernie Davis Legends Field

Surface: FieldTurf

Capacity: 49,057

* - Record includes eight wins from 2004-06 vacated by NCAA

ON THIS DATE - OCT. 29

Syracuse is 6-10 all time on this date. The Orange are 5-6 at home and 1-4 on the road.

Year	Opponent	Result
1892	Union	L, 0-52
1898	Ogdensburg	W, 17-6
1904	Allegheny	W, 69-0
1910	Michigan	L, 0-11
1921	Washington & Jeff.	W, 14-0
1927	Nebraska	L, 0-21
1932	Michigan State	L, 13-27
1938	Penn State	L, 6-33
1949	Penn State	L, 21-33
1955	Holy Cross	W, 49-9
1960	Pittsburgh	L, 0-10
1966	Pittsburgh	W, 33-7
1977	Virginia	W, 6-3
1983	Pittsburgh	L, 10-13
2005	Cincinnati	L, 19-22
2011	Louisville	L, 10-27

1966

In front of 30,000 fans in Archbold Stadium, Syracuse beat Pittsburgh, 33-7, helping them earn a spot in the 1966 Gator Bowl. Syracuse grabbed an early lead on a first-quarter touchdown by Floyd Little. The Orange took control of the game in the second quarter with three unanswered touchdowns, one coming on an interception return. The victory was the fifth of eight-straight for the Orange to end the regular season.

1977

Orange kicker David Jacobs led the team to a 6-3 win against Virginia. After neither team scored in the first half, Jacobs put Syracuse on the scoreboard first with a field goal in the third quarter and then added another in the fourth quarter to put the Orange up by six. Virginia's only points came on a field goal in the final minute a 6-3 'Cuse win. The Orange offense ran for 322 yards and had 443 total yards, while the defense only allowed 247.

2022 ACC STANDINGS

Atlantic Division	ACC Games					Overall					Nu	Streak
	W-L	For	Opp	Hm	Rd	W-L	For	Opp	Hm	Rd		
Clemson	6-0	184	107	2-0	4-0	8-0	297	159	4-0	4-0	0-0	Won 14
Syracuse	3-1	98	63	3-0	0-1	6-1	237	106	5-0	1-1	0-0	Lost 1
Wake Forest	2-1	119	87	1-1	1-0	6-1	290	168	4-1	2-0	0-0	Won 3
Florida State	2-3	144	129	1-2	1-1	4-3	216	159	2-2	1-1	1-0	Lost 3
Louisville	2-3	129	127	1-1	1-2	4-3	190	144	2-1	2-2	0-0	Won 2
NC State	1-2	48	71	1-0	0-2	5-2	192	118	4-0	1-2	0-0	Lost 1
Boston College	1-4	76	178	1-1	0-3	2-5	135	217	2-3	0-2	0-0	Lost 2

Coastal Division	ACC Games					Overall					Nu	Streak
	W-L	For	Opp	Hm	Rd	W-L	For	Opp	Hm	Rd		
North Carolina	3-0	107	69	1-0	2-0	6-1	292	227	2-1	4-0	0-0	Won 3
Georgia Tech	2-2	68	98	1-3	1-0	3-5	113	184	2-3	1-1	0-0	Lost 1
Duke	2-2	138	99	1-1	1-1	5-3	275	177	3-1	2-2	0-0	Won 1
Pittsburgh	1-2	76	67	1-1	0-1	4-3	220	181	3-2	1-1	0-0	Lost 1
Miami	1-2	65	87	0-2	1-0	3-4	205	168	2-2	1-2	0-0	Lost 1
Virginia	1-3	70	103	0-1	1-2	3-4	123	158	2-1	1-3	0-0	Won 1
Virginia Tech	1-3	80	116	1-1	0-2	2-5	134	176	2-2	0-3	0-0	Lost 4

WEEK 8 RESULTS	WEEK 9 SCHEDULE	WEEK 10 SCHEDULE
Virginia 16, Georgia Tech 9 Clemson 27, Syracuse 21 Duke 45, Miami 21 Wake Forest 43, Boston College 15 Louisville 24, Pittsburgh 10	<u>Thursday, Oct. 27</u> Virginia Tech at NC State 7:30 p.m. <u>Saturday, Oct. 29</u> Notre Dame at Syracuse 12 p.m. Boston College at UConn 12 p.m. Georgia Tech at Florida State 12 p.m. Miami at Virginia 12:30 p.m. Wake Forest at Louisville 3:30 p.m. Pittsburgh at North Carolina 8 p.m.	<u>Friday, Nov. 4</u> Duke at Boston College 7 p.m. <u>Saturday, Nov. 5</u> North Carolina at Virginia TBD Florida State at Miami TBD Georgia Tech at Virginia Tech TBD James Madison at Louisville TBD Wake Forest at NC State TBD Syracuse at Pitt TBD Clemson at Notre Dame 7:30 p.m.

AFCA COACHES POLL

	Rec.	Pts.	Prev.
1. Georgia (31)	7-0	1530	1
2. Ohio State (18)	7-0	1513	2
3. Tennessee (13)	7-0	1476	3
4. Michigan	7-0	1382	4
5. Clemson	8-0	1318	5
6. Alabama	7-1	1266	6
7. TCU	7-0	1213	8
8. Oregon	6-1	1114	10
9. Oklahoma State	6-1	1064	11
10. USC	6-1	927	12
Wake Forest	6-1	927	13
12. UCLA	6-1	803	9
13. Penn State	6-1	783	16
14. Utah	5-2	766	15
15. Ole Miss	7-1	744	7
16. Syracuse	6-1	626	14
17. Illinois	6-1	508	18
18. LSU	6-2	502	NR
19. Kentucky	5-2	429	19
20. Cincinnati	6-1	386	21
21. North Carolina	6-1	278	22
22. Kansas State	5-2	272	17
23. Tulane	7-1	243	25
24. NC State	5-2	169	23
25. South Carolina	5-2	113	NR

AFCA COACHES POLL

	Rec.	Pts.	Prev.
1. Georgia (43)	7-0	1550	1
2. Ohio State (17)	7-0	1516	2
3. Tennessee (2)	7-0	1424	4
4. Michigan (1)	7-0	1407	3
5. Clemson	8-0	1325	5
6. Alabama	7-1	1264	6
7. TCU	7-0	1184	8
8. Oregon	6-1	1025	9
9. Oklahoma State	6-1	1031	11
10. Wake Forest	6-1	949	13
11. USC	6-1	941	12
12. Ole Miss	7-1	816	7
13. Penn State	6-1	789	16
14. Utah	5-2	782	15
15. UCLA	6-1	744	10
16. Syracuse	6-1	554	14
17. Kentucky	5-2	473	18
18. Illinois	6-1	469	20
19. Cincinnati	6-1	441	19
20. LSU	6-2	350	NR
21. North Carolina	6-1	347	22
22. Kansas State	5-2	261	17
23. NC State	5-2	259	23
24. Tulane	5-2	206	25
25. South Carolina	5-2	87	NR

SYRACUSE WEEK-BY-WEEK RANKING

	AP	CP	CFP
Preseason	NR	NR	-
Sept. 5	NR	RV	-
Sept. 12	NR	RV	-
Sept. 19	RV	RV	-
Sept. 26	RV	25	-
Oct. 3	22	21	-
Oct. 10	18	18	-
Oct. 17	14	14	-
Oct. 24	16	16	-
Oct. 31			
Nov. 7			
Nov. 14			
Nov. 21			
Nov. 28			
Dec. 5			
Dec. 11			

DINO BABERS

Head Coach • Seventh Season • Career Record: 72-60 (.545)



- Named the 30th head coach in Syracuse football history on Dec. 5, 2015.
- Twenty-five of Babers' former Orange players have gone on to sign NFL contracts, including draft choices Andre Cisco, Zaire Franklin, Sterling Hofrichter, Ifeatu Melifonwu, Chris Slayton and Alton Robinson.
- Voted the AFCA Region 1 Coach of the Year, Associated Press co-ACC Coach of the Year and ECAC Coach of the Year after guiding the Orange to their first bowl berth since 2013, their first national ranking since 2001, and the seventh 10-win season in the history of the program in 2018.
- In 2016, commanded a Syracuse offense that set or tied 44 school records, including the team season records for most passing yards (3,855) and most completions (332).
- Has coached seven All-Americans at Syracuse (PR Brisly Estime, WR Amba Etta-Tawo, WR Steve Ishmael, S Andre Cisco, PK Andre Szmyt, P Sterling Hofrichter, RB Sean Tucker) and 34 All-ACC players.
- Mentored 17 All-MAC performers at Bowling Green, including 2015 MAC Vern Smith Leadership Award winner and former Syracuse quality control assistant Matt Johnson.
- Coached Eastern Illinois quarterback Jimmy Garoppolo, who was named the 2013 Walter Payton Award winner as the nation's top FCS player. Garoppolo was the second-round pick of the New England Patriots in 2014 and signed one the richest contracts in NFL history with the San Francisco 49ers in 2018.
- Babers has coached or recruited more than 60 NFL players, including four All-Pros (Lance Briggs, Matt Slater, Josh Gordon, Az-Zahir Hakim) and three Pro Bowlers (Briggs, Slater, Gordon).

BABERS RECORD WHEN ...

	2022	Career		2022	Career
Scoring first.....	6-0	56-16	No turnovers	4-0	20-10
Opponent scores first.....	0-1	16-44	One turnover	0-1	21-23
			More than one turnover.....	2-0	31-31
Leading at half	5-1	62-9	No takeaways	1-0	8-18
Tied at half.....	0-0	2-1	One takeaway	2-0	20-16
Trailing at half	1-0	8-50	More than one takeaway	3-1	44-26
Leading after three quarters.....	6-1	60-6			
Tied after three quarters	0-0	4-2	Time of Possession > 30:00	4-0	36-12
Trailing after three quarters	0-0	8-52	Time of Possession < 30:00	2-1	36-48
In overtime	0-0	4-3			
Less than 400 yds of total offense	3-1	12-43	Tuesday.....	0-0	2-1
400-499 yds of total offense.....	2-0	13-10	Wednesday.....	0-0	3-1
500+ yds of total offense	1-0	47-11	Thursday.....	0-0	2-1
Allowing < 400 yds of total offense	5-0	45-16	Friday.....	1-0	9-8
Allowing 400-499 yds of total offense	1-1	14-17	Saturday	5-1	56-49
Allowing 500+ yds of total offense.....	0-0	13-26			
Rushing for less 100 yds	2-0	7-21	August	0-0	4-1
Rushing for 100-199 yds	4-1	35-32	September.....	4-0	27-17
Rushing for 200+ yds	2-0	32-11	October	2-1	21-17
Allowing less than 100 rushing yds	3-0	24-11	November.....	0-0	16-22
Allowing 100-199 rushing yds	1-0	33-24	December.....	0-0	4-3
Allowing 200+ rushing yds.....	0-1	13-29			
Passing for less than 300 yds.....	5-1	35-44	Home.....	5-0	42-23
Passing for 300-399 yds.....	1-0	16-10	Away.....	1-1	27-32
Passing for 400+ yds	0-0	21-6	Neutral.....	0-0	3-4
Allowing less than 300 passing yds.....	5-1	53-44			
Allowing 300-399 passing yds	0-0	13-15	Day games	3-1	47-42
Allowing 400+ passing yds.....	1-0	6-5	Night games (6 p.m. or later)	3-0	25-17
Scoring less than 20 points.....	0-0	0-24			
Scoring 20-29 points.....	2-1	12-21	Televised games.....	6-1	59-59
Scoring 30-39 points.....	2-0	20-11	ABC	0-1	0-5
Scoring 40+ points.....	2-0	40-4	ACC Network	2-0	7-11
Allowing less than 20 points.....	4-0	32-4	ACC Network Extra	1-0	5-2
Allowing 20-29 points.....	2-1	27-9	American Sports Network	0-0	0-1
Allowing 30-39 points.....	0-0	8-14	Big Ten Network.....	0-0	2-0
Allowing 40+ points.....	0-0	5-33	CBS Sports Network.....	1-0	4-1
			ESPN	1-0	6-7
			ESPN2	1-0	8-9
			ESPN3	0-0	13-5
			ESPNU	0-0	2-1
			ESPNNews	0-0	1-0
			ESPN+	0-0	1-0
			FOX College Sports.....	0-0	2-0
			NBC.....	0-0	0-2
			Raycom	0-0	2-6
			RSN	0-0	6-6
			SEC Network	0-0	0-1

THE BABERS FILE

PERSONAL DATA

Experience: 39th season/7th at Syracuse
Hometown: San Diego, Calif.
Alma Mater: Hawaii '84
Family: wife, Susan; daughters, Breeannah, Tasha, Jazzmin and Paris

PLAYING EXPERIENCE

College: Hawaii (1979-83)
Pro: BC Lions (CFL, 1984 free-agent signee)

COACHING LEDGER

Year	School	W-L-T	Pos.
1984	Hawaii	7-4	GA
1985	Arizona State	8-4	GA
1986	Arizona State	10-1-1	GA
1987	Eastern Illinois	5-6	RB
1988	UNLV	4-7	STC/RB
1989	UNLV	4-7	STC/RB
1990	Northern Arizona	5-6	STC/DB
1991	Purdue	4-7	WR
1992	Purdue	4-7	WR
1993	Purdue	1-10	WR
1994	San Diego State	4-7	WR
1995	Arizona	6-5	WR
1996	Arizona	5-6	WR
1997	Arizona	7-5	RB
1998	Arizona	12-1	OC/QB
1999	Arizona	6-6	OC/QB
2000	Arizona	5-6	OC/QB
2001	Texas A&M	8-4	OC/QB
2002	Texas A&M	6-6	OC/QB
2003	Pittsburgh	8-5	RB
2004	UCLA	6-6	WR
2005	UCLA	10-2	WR
2006	UCLA	7-6	RB
2007	UCLA	6-6	AHC/RB
2008	Baylor	4-8	WR
2009	Baylor	4-8	STC/WR
2010	Baylor	7-6	STC/WR
2011	Baylor	10-3	STC/WR

Totals 28 seasons
 Assistant Coach 173-155-1 (.527)

Year	School	W-L-T	Pos.
2012	Eastern Illinois	7-5	HC
2013	Eastern Illinois	12-2	HC
2014	Bowling Green	8-6	HC
2015	Bowling Green	10-3	HC
2016	Syracuse	4-8	HC
2017	Syracuse	4-8	HC
2018	Syracuse	10-3	HC
2019	Syracuse	5-7	HC
2020	Syracuse	1-10	HC
2021	Syracuse	5-7	HC
2022	Syracuse	6-1	HC

Totals 10 seasons
 Head Coach 72-60 (.545)

AWARDS & HONORS

Eastern Illinois

- 2012 AFCA Region 3 Coach of the Year
Ohio Valley Coach of the Year
- 2013 AFCA Region 3 Coach of the Year
Ohio Valley Coach of the Year

Syracuse

- 2017 Dodd Trophy Coach of the Week
(Oct. 13 vs. Clemson)
- 2018 AFCA Region 1 Coach of the Year
Co-ACC Coach of the Year (AP)
ECAC Coach of the Year



BABERS ERA SUPERLATIVES

Most Points in a Game

62 vs. Wagner, Sept. 8, 2018
62 vs. UAlbany, Sept. 18, 2021

Most Points in a Half

49 vs. Wagner, Oct. 1, 2022

Most Points in a Quarter

30 vs. Louisville (2nd), Nov. 9, 2018

Largest Deficit Overcome in a Win
10 (0-10) at Wake Forest, Nov. 3, 2018

Most Touchdowns Scored

9 at Pittsburgh, Nov. 26, 2016

Most Rushing Touchdowns

6 vs. UAlbany, Sept. 18, 2021

Most Passing Touchdowns

5 at Pittsburgh, Nov. 26, 2016

5 vs. Wagner, Sept. 8, 2018

Most Field Goals Made

5 vs. Virginia, Sept. 23, 2022

Most First Downs

38 at Pittsburgh, Nov. 26, 2016

Most Yards of Total Offense

668 at Pittsburgh, Nov. 26, 2016

Most Plays

106 at Pittsburgh, Nov. 26, 2016

Highest Average Yards Per Play

11.1 vs. Wagner, Oct. 1, 2022

Most Rushing Yards

388 vs. Wagner, Oct. 1, 2022

Most Rushing Attempts

62 at Western Michigan, Aug. 31, 2018

Highest Average Yards Per Rush

9.9 vs. Wagner, Oct. 1, 2022

Most Pass Completions

43 at Pittsburgh, Nov. 26, 2016

Most Pass Attempts

67 vs. Wake Forest, Nov. 11, 2017

Most Passing Yards

480 vs. NC State, Oct. 27, 2018

Highest Completion Percentage

1.000 (18-18) vs. Wagner, Oct. 1, 2022

Most Turnovers

4 at Miami (Fla.), Oct. 21, 2017

4 at Louisville, Nov. 18, 2017

4 vs. Virginia, Sept. 23, 2022

Most Penalties

18 vs. Louisville, Sept. 3, 2022

Fewest Penalties

2 at Florida State, Nov. 4, 2017

2 vs. Boston College, Nov. 25, 2017

Most Penalty Yards

164 vs. UAlbany, Sept. 18, 2021

Fewest Penalty Yards

13 vs. Boston College, Nov. 25, 2017

Most Punts

11 vs. Louisville, Sept. 9, 2016

Fewest Punts

0 vs. Wagner, Oct. 1, 2022

Most Punt Returns

5 vs. C. Connecticut State, Sept. 1, 2017

5 vs. Wagner, Sept. 8, 2018

5 vs. Clemson, Oct. 15, 2021

Most Punt Return Yards

128 vs. Notre Dame, Oct. 1, 2016

Most Kickoff Returns

11 vs. Louisville, Sept. 9, 2016

11 at Pittsburgh, Nov. 26, 2016

Most Kickoff Return Yards

242 at Clemson, Nov. 5, 2016

Most Passes Intercepted

4 vs. Georgia Tech, Sept. 26, 2020

Best Third-Down Conversion Percentage

66.7 (8-12) at Ohio, Sept. 4, 2021

66.7 (6-9) vs. Wagner, Oct. 1, 2022

Most Time of Possession

37:48 vs. USF, Sept. 17, 2016

37:48 at Wake Forest, Nov. 3, 2018

Most Tackles for Loss

14.0 at Liberty, Aug. 31, 2019

14.0 vs. UAlbany, Sept. 18, 2021

Most Sacks

8.0 vs. Liberty, Aug. 31, 2019

8.0 vs. UAlbany, Sept. 18, 2021

BABERS YEAR-BY-YEAR

2012 (7-5, 6-1 OVC) • Eastern Illinois

Date	Opponent	Score
Aug. 30	Southern Illinois	W, 49-28
Sept. 8	at Western Michigan	L, 21-52
Sept. 15	at Illinois State	L, 51-54 (2OT)
Sept. 22	Murray State	W, 50-49 (OT)
Sept. 29	Austin Peay	W, 65-15
Oct. 6	at Tennessee-Martin	L, 37-51
Oct. 13	Jacksonville State	W, 31-28
Oct. 27	at Eastern Kentucky	W, 24-7
Nov. 3	at Tennessee Tech	W, 31-24
Nov. 10	Southeast Missouri	W, 39-20
Nov. 17	at Central Arkansas	L, 30-48
Nov. 24	at South Dakota State *	L, 10-58

* - FCS Playoffs

2013 (12-2, 8-0 OVC) • Eastern Illinois

Date	Opponent	Score
Aug. 31	at San Diego State	W, 40-19
Sept. 7	at Southern Illinois	W, 40-37 (2OT)
Sept. 14	Illinois State	W, 57-24
Sept. 21	at Northern Illinois	L, 39-43
Sept. 28	Eastern Kentucky	W, 42-7
Oct. 10	at Austin Peay	W, 63-7
Oct. 19	Southeast Missouri	W, 55-33
Oct. 26	at Tennessee State	W, 34-16
Nov. 2	Tennessee Tech	W, 56-21
Nov. 9	at Murray State	W, 37-17
Nov. 16	Jacksonville State	W, 52-14
Nov. 23	at Tennessee-Martin	W, 70-22
Dec. 7	Tennessee State *	W, 51-10
Dec. 13	Towson *	L, 39-49

* - FCS Playoffs

2014 (8-6, 5-3 MAC) • Bowling Green

Date	Opponent	Score
Aug. 29	at Western Kentucky	L, 31-59
Sept. 6	VMI	W, 48-7
Sept. 13	Indiana	W, 45-42
Sept. 20	at Wisconsin	L, 17-68
Sept. 27	at Massachusetts	W, 47-42
Oct. 4	Buffalo	W, 36-35
Oct. 11	at Ohio	W, 31-13
Oct. 18	Western Michigan	L, 14-26
Nov. 4	at Akron	W, 27-10
Nov. 12	Kent State	W, 30-20
Nov. 19	at Toledo	L, 20-27
Nov. 28	Ball State	L, 24-41
Dec. 5	vs. Northern Illinois *	L, 17-51
Dec. 20	vs. South Alabama ^	W, 33-28

* - MAC Championship Game (Detroit, Mich.)

^ - Camellia Bowl (Montgomery, Ala.)

2015 (10-3, 7-1 MAC) • Bowling Green

Date	Opponent	Score
Sept. 5	vs. Tennessee *	L, 30-59
Sept. 12	at Maryland	W, 48-27
Sept. 19	Memphis	L, 41-44
Sept. 26	at Purdue	W, 35-28
Oct. 3	at Buffalo	W, 28-22
Oct. 10	Massachusetts	W, 62-38
Oct. 17	Akron	W, 59-10
Oct. 24	at Kent State	W, 48-0
Nov. 4	Ohio	W, 62-24
Nov. 11	at Western Michigan	W, 41-27
Nov. 17	Toledo	L, 28-44
Nov. 24	at Ball State	W, 48-10
Dec. 4	vs. Northern Illinois ^	W, 34-14

* - at L.P. Field (Nashville, Tenn.)

^ - MAC Championship Game (Detroit, Mich.)

NOTE: Babers was named Syracuse's head coach on Dec. 5, 2015. He did not coach Bowling Green in the 2015 GoDaddy Bowl.

2016 (4-8, 2-6 ACC) • Syracuse

Date	Opponent	Score
Sept. 2	Colgate	W, 33-7
Sept. 9	Louisville	L, 28-62
Sept. 17	USF	L, 20-45
Sept. 24	at Connecticut	W, 31-24
Oct. 1	vs. Notre Dame *	L, 33-50
Oct. 8	at Wake Forest	L, 9-28
Oct. 15	Virginia Tech	W, 31-17
Oct. 22	at Boston College	W, 28-20
Nov. 5	at Clemson	L, 0-54
Nov. 12	NC State	L, 20-35
Nov. 19	Florida State	L, 14-45
Nov. 26	at Pittsburgh	L, 61-76

* - at MetLife Stadium (East Rutherford, N.J.)

2017 (4-8, 2-6 ACC) • Syracuse

Date	Opponent	Score
Sept. 1	Central Connecticut State	W, 50-7
Sept. 9	Middle Tennessee	L, 23-30
Sept. 16	Central Michigan	W, 41-17
Sept. 23	at LSU	L, 26-35
Sept. 30	at NC State	L, 25-33
Oct. 7	Pittsburgh	W, 27-24
Oct. 13	Clemson	W, 27-24
Oct. 21	at Miami (Fla.)	L, 19-27
Nov. 4	at Florida State	L, 24-27
Nov. 11	Wake Forest	L, 43-64
Nov. 18	at Louisville	L, 10-56
Nov. 25	Boston College	L, 14-42

2018 (10-3, 6-2 ACC) • Syracuse

Date	Opponent	Score
Aug. 31	at Western Michigan	W, 55-42
Sept. 8	Wagner	W, 62-10
Sept. 15	Florida State	W, 30-7
Sept. 22	Connecticut	W, 51-21
Sept. 29	at Clemson	L, 23-27
Oct. 6	at Pittsburgh	L, 37-44 (OT)
Oct. 20	North Carolina	W, 40-37 (2OT)
Oct. 27	NC State	W, 51-41
Nov. 3	at Wake Forest	W, 41-24
Nov. 9	Louisville	W, 54-23
Nov. 17	vs. Notre Dame *	L, 3-36
Nov. 24	at Boston College	W, 42-21
Dec. 28	vs. West Virginia ^	W, 34-18

* - at Yankee Stadium (Bronx, N.Y.)

^ - Camping World Bowl (Orlando, Fla.)

2019 (5-7, 2-6 ACC) • Syracuse

Date	Opponent	Score
Aug. 31	at Liberty	W, 24-0
Sept. 7	at Maryland	L, 20-63
Sept. 14	Clemson	L, 6-41
Sept. 21	Western Michigan	W, 52-33
Sept. 28	Holy Cross	W, 41-3
Oct. 10	at NC State	L, 10-16
Oct. 18	Pittsburgh	L, 20-27
Oct. 26	at Florida State	L, 17-35
Nov. 2	Boston College	L, 27-58
Nov. 16	at Duke	W, 49-6
Nov. 23	at Louisville	L, 34-56
Nov. 30	Wake Forest	W, 39-30 (OT)

2020 (1-10, 1-9 ACC) • Syracuse

Date	Opponent	Time/Score
Sept. 12	at North Carolina	L, 6-31
Sept. 19	at Pittsburgh	L, 10-21
Sept. 26	Georgia Tech	W, 37-20
Oct. 10	Duke	L, 24-38
Oct. 17	Liberty	L, 21-38
Oct. 24	at Clemson	L, 21-47
Oct. 31	Wake Forest	L, 14-38
Nov. 7	Boston College	L, 13-16
Nov. 20	at Louisville	L, 0-30
Nov. 28	NC State	L, 29-36
Dec. 5	at Notre Dame	L, 21-45

2021 (5-6, 2-5 ACC) • Syracuse

Date	Opponent	Time/Score
Sept. 4	at Ohio	W, 29-9
Sept. 11	Rutgers	L, 7-17
Sept. 18	UAlbany	W, 62-24
Sept. 24	Liberty	W, 24-21
Oct. 2	at Florida State	L, 30-33
Oct. 9	Wake Forest	L, 37-40 (OT)
Oct. 15	Clemson	L, 14-17
Oct. 23	at Virginia Tech	W, 41-36
Oct. 30	Boston College	W, 21-6
Nov. 13	at Louisville	L, 3-41
Nov. 20	at NC State	L, 17-41
Nov. 27	Pittsburgh	7:30 p.m.

2022 (6-1, 3-1 ACC) • Syracuse

Date	Opponent	Time/Score
Sept. 2	Louisville	W, 31-7
Sept. 10	at UConn	W, 48-14
Sept. 17	Purdue	W, 32-29
Sept. 23	Virginia	W, 22-20
Oct. 1	Wagner	W, 59-0
Oct. 15	NC State	W, 24-9
Oct. 22	at Clemson	L, 21-27
Oct. 29	Notre Dame	12 p.m.
Nov. 5	at Pittsburgh	TBA
Nov. 12	Florida State	TBA
Nov. 19	at Wake Forest	TBA
Nov. 26	at Boston College	TBA


ASSISTANT COACHES



ROBERT ANAE (Field)

Offensive Coordinator/Tight Ends/Inside Receivers

Experience: 33rd season/1st at Syracuse
Hometown: Laie, Hawaii
Alma Mater: BYU '86, Hwawaii 1990, M.S.; BYU, 1999, Ph.D.
Family: wife, Liane; two sons, one daughter



TONY WHITE (Field)

Defensive Coordinator/Linebackers

Experience: 17th season/3rd at Syracuse
Hometown: El Paso, Texas
Alma Mater: UCLA '02
Family: wife, Angela; son Anthony III; daughter, Ava



BOG LIGASHESKY (Field)

Special Teams Coordinator

Experience: 37th season/1st at Syracuse
Hometown: Pittsburgh, Pa.
Alma Mater: IUP '85
Family: wife, Shelley; daughter, Sydney



CHRIS ACHUFF (Field)

Defensive Line

Experience: 24th season/3rd at Syracuse
Hometown: Bellefonte, Pa.
Alma Mater: Bloomsburg '98
Family: wife, Kim; daughter, Julia; sons, Carter and Tyler



JASON BECK (Field)

Quarterbacks

Experience: 16th season/1st at Syracuse
Hometown: Oxnard, Calif.
Alma Mater: BYU '06; BYU, 2011, M.A.
Family: wife, Jamie; daughter, Peyton, twin sons Cameron and Jackson



MICHAEL JOHNSON (Field)

Outside Receivers

Experience: 22nd season/ 1st at Syracuse
Hometown: Los Angeles, Calif.
Alma Mater: Akron '08
Family: wife, Louan; son, Michael Jr.; daughter, Taylor



MIKE LYNCH (Field)

Running Backs

Experience: 23th season/7th at Syracuse
Hometown: Roseville, Calif.
Alma Mater: Montana '00
Family: wife, Emily; daughter, Madison; son, Will



NICK MONROE (Field)

Defensive Passing Game Coordinator/Safeties

Experience: 21st season/7th at Syracuse
Hometown: Mahtomedi, Minn.
Alma Mater: St. Cloud State, '01
Family: wife, Nicole; son, Wyatt



MIKE SCHMIDT (Field)

Offensive Line/Run Game Coordinator

Experience: 13th season/2nd at Syracuse
Hometown: San Diego, CA
Alma Mater: San Diego State '09



CHIP WEST (Booth)

Cornerbacks

Experience: 25th season/3rd at Syracuse
Hometown: Hampton, Va.
Alma Mater: Livingstone '93
Family: wife, Patrice; sons David and Justin; daughters Zoe, Gwen and Jada

FOOTBALL STAFF

GRADUATE ASSISTANTS/QUALITY CONTROL/ANALYSTS



Josh Bringuel
GA (D)



Kendall Coleman
GA (O)



Koy Detmer Jr.
GA (O)



Jack Potenza
GA (D)



Parker Baldwin
QC (D)



David Gettis
QC (O)



Travis Grenne
Analyst (O)



Kevin McGarry
Analyst (D)



Micah Simon
Analyst (O)

KEY SUPPORT STAFF



Sean Edinger
S&C



Roy Wittke
DPP



Brad Wittke
DFO



Brandon Hall
AT



Deon Maddox
Dir. Player Dev.

DEPTH CHART

OFFENSE

QB	6 Garrett Shrader (6-4, 228, Jr.) 16 Carlos Del Rio-Wilson (6-2, 232, R-Fr.)
RB	34 Sean Tucker (5-10, 210, So.) 20 LeQuint Allen (6-0, 195, Fr.)
TE	19 Oronde Gadsden II (6-5, 216, So.) OR 81 Max Mang (6-7, 262, So.)
WR	82 Damien Alford (6-6, 211, So.) 17 Umari Hatcher (6-3, 181, R-Fr.) OR 85 D'Marcus Adams (6-0, 176, R-Jr.)
WR	9 Courtney Jackson (5-11, 179, R-So.) OR 7 Devaughn Cooper (5-11, 185, R-Sr.)
WR	7 Devaughn Cooper (5-11, 185, R-Sr.) OR 2 Trebor Pena (6-0, 177, So.)
LT	60 Matthew Bergeron (6-5, 322, Jr.) 72 Mark Petry (6-4, 281, R-So.)
LG	76 Kalan Ellis (6-6, 375, So.) 74 Jakob Bradford (6-5, 302, R-So.)
C	52 Carlos Vettorello (6-4, 292, R-Jr.) 55 Josh Ilaoa (6-3, 316, So.)
RG	63 Chris Bleich (6-6, 326, R-Jr.) 78 Joe Cruz (6-5, 277 Fr.)
RT	57 Dakota Davis (6-5, 335, R-Sr.) 70 Enrique Cruz (6-6, 302, R-Fr.)

DEFENSE

DE	17 Steve Linton (6-5, 219, R-So.) OR 54 Jatius Geer (6-6, 233, R-Fr.)
DT	45 Kevon Darton (5-11, 266, R-So.) 99 Elijah Fuentes-Cundiff (6-4, 267, R-Fr.)
DE	93 Caleb Okechukwu (6-4, 268, R-Jr.) 94 Kevin Jobity (6-4, 247, Fr.)
LB	15 Derek McDonald (6-4, 225, R-Fr.) 12 Anwar Sparrow (6-1, 217, R-Fr.)
LB	3 Mikel Jones (6-1, 224, Jr.) 42 Austin Roon (6-3, 228, R-Fr.)
LB	2 Marlowe Wax (6-1, 239, So.) 16 Leon Lowery (6-4, 225, R-Fr.)
CB	8 Garrett Williams (6-0, 189, R-So.) 20 Isaiah Johnson (6-3, 204, R-Jr.)
BS	1 Ja'Had Carter (6-2, 198, So.) OR 14 Jason Simmons (6-0, 193, Jr.)
ROV	23 Justin Barron (6-4, 220, So.) 19 Rob Hanna (6-0, 170, So.)
FS	5 Alijah Clark (6-1, 180, So.) 18 Eric Coley (6-2, 200, R-Sr.)
CB	0 Duce Chestnut (6-0, 198, So.) 24 Jeremiah Wilson (5-10, 171, Fr.)

SPECIAL TEAMS

PK	91 Andre Szmyt (6-1, 199, R-Sr.) 92 Brady Denaburg (6-0, 180, Fr.) OR 98 James Williams (6-1, 205, So.)
P	36 Max von Marburg (6-0, 183, Fr.) 98 James Williams (6-1, 205, So.)
LS	46 Aaron Bolinsky (5-11, 220, Sr.) 61 Ethan Stangle (6-1, 196, Fr.)
Hold	23 Justin Barron (6-4, 220, So.) 43 Mike Midkiff (6-3, 210, R-So.)
KR	2 Trebor Pena (6-0, 177, So.) 9 Courtney Jackson (5-11, 179, R-So.)
PR	2 Trebor Pena (6-0, 177, So.) 9 Courtney Jackson (5-11, 179, R-So.)

START CHART

	'18	'19	'20	'21	'22	Strk	Total
Offense							
Carlos Vettorello, OL	-	12	11	8	7	7	38
Matthew Bergeron, OL	-	5	11	12	7	35	35
Dakota Davis, OL	-	12	3	9	7	16	31
Sean Tucker, RB	-	-	7	12	7	24	26
Chris Elmore, FB	3	5	9	4	1	-	22
Anthony Queeley, WR	-	-	10	10	-	-	20
Garrett Shrader, QB ^	-	4	-	9	7	16	20
Chris Bleich, OL	-	-	-	7	7	7	14
Courtney Jackson, WR	-	-	-	8	4	-	12
Kalan Ellis OL	-	-	-	5	7	8	12
Damien Alford, WR	-	-	-	5	5	2	10
Maximilian Mang, TE	-	-	0	5	2	1	7
Oronde Gadsden II, TE	-	-	-	7	7	7	7
Devaughn Cooper	-	-	-	1	6	6	7
JaCobian Morgan, QB	--	-	2	-	-	-	2
Wes Hoeh, TE	-	-	-	-	2	-	2
Josh Ilaoa, OL	-	-	-	1	-	-	1
Trebor Pena, WR	-	-	-	-	1	-	1
D'Marcus Adams, WR #	-	-	-	1	-	-	1

^ - includes starts at Mississippi State

- includes starts at FAU

	'18	'19	'20	'21	'22	Strk	Total
Defense							
Mikel Jones, LB	-	4	11	12	7	32	34
Garrett Williams, DB	-	-	11	10	6	-	27
Ja'Had Carter, DB	-	-	10	8	6	2	24
Stefon Thompson, LB	-	-	7	12	1	-	20
Marlowe Wax, LB	-	-	1	12	7	19	20
Duce Chestnut, DB	-	-	-	12	7	19	19
Justin Barron, DB	-	-	-	9	6	2	15
Isaiah Johnson, DB @	-	2	-	9	1	1	12
Rob Hanna, DB	-	-	8	3	-	-	11
Jason Simmons, DB	-	-	-	9	1	-	10
Eric Coley, DB	-	1	1	6	1	-	9
Caleb Okechukwu DL	-	-	-	2	7	7	9
Aman Greenwood, DB	-	-	7	-	-	-	7
Alijah Clark, DB	-	-	-	-	7	7	7
Yosuke Sugano, LB !	-	7	-	-	-	-	7
Jatius Geer, DL	-	-	-	-	6	5	6
Kevon Darton, DL	-	-	-	-	5	3	5
Derek McDonald, LB	-	-	-	-	4	2	4
Steve Linton, LB	-	-	1	-	1	-	2
Terry Lockett, DL	-	-	-	-	2	-	2
Anwar Sparrow, LB	-	-	-	-	2	-	2

@ - includes starts at Dartmouth

! - includes starts at St. Francis

	'18	'19	'20	'21	'22	Strk	Total
Specialists							
Andre Szmyt, PK	13	12	11	13	7	55	55
Aaron Bolinsky, LS	7	12	11	13	7	42	49
James Williams, P	-	-	8	-	-	-	8
Ian Hawkins, P	-	-	4	-	-	-	4
Max Von Marburg, P	-	-	-	7	7	7	7
Brady Denaburg, K	-	-	-	5	5	5	5

NUMERICAL ROSTER

No.	Name	Pos.	Cl.	Ht.	Wt.	Hometown/High School/Previous School
0	Darian Chestnut	DB	So.	6-0	198	Camden, N.J. / Camden
1	Ja'had Carter	DB	So.	6-2	198	Richmond, Va. / Henrico
2	Trebor Pena	WR	So.	6-0	179	Ocean Township, N.J. / Ocean Township
2	Marlowe Wax	LB	So.	6-1	239	Baltimore, Md. / Mount St. Joseph
3	Mikel Jones	LB	Jr.	6-1	224	Miami, Fla. / IMG Academy
5	Alijah Clark	DB	So.	6-1	180	Camden, N.J. / Camden / Rutgers
5	Chris Elmore	FB	R-Sr.	6-0	286	Chicago, Ill. / Phillips Academy
6	Garrett Shrader	QB	Jr.	6-4	228	Charlotte, N.C. / Charlotte Christian School / Miss. State
7	Devaughn Cooper	WR	R-Sr.	5-11	185	Los Angeles, Calif. / Narbonne / UTEP
7	Stefon Thompson	LB	So.	6-1	250	Charlotte, N.C. / Vance
8	Garrett Williams	DB	R-So.	6-0	189	Harrisburg, N.C. / Hickory Ridge
9	Courtney Jackson	WR	R-So.	5-11	179	Monroeville, Pa. / Gateway
10	Justin Lamson	QB	R-Fr.	6-3	209	El Dorado Hills, Calif. / Oak Ridge
11	Kendall Long	WR	R-Fr.	6-2	215	Lexington, S.C. / River Bluff
12	Anwar Sparrow	LB	R-Fr.	6-1	217	Virginia Beach, Va. / Salem
12	Dan Villari	QB	R-Fr.	6-4	237	Massapequa, N.Y. / Plainedge / Michigan
13	CJ Hayes	WR	R-Sr.	6-2	211	Franklin, Ky. / South Warren / Michigan State
13	Mekhi Mason	LB	Fr.	6-2	221	Hollywood, Fla. / Monsignor Pace
14	Jason Simmons	DB	Jr.	6-0	193	Lancaster, Texas / Lancaster / NM State
14	Anthony Queeley	WR	R-Jr.	6-2	199	Orlando, Fla. / Lake Nona
15	Neil Nunn	DB	R-So.	6-0	188	West Perrine, Fla. / Miami Palmetto
15	JaCobian Morgan	QB	R-Fr.	6-4	229	Canton, Miss. / Canton
15	Derek McDonald	LB	R-Fr.	6-4	225	Atlanta, Ga. / Marist
16	Carlos Del-Rio Wilson	QB	R-Fr.	6-2	232	Atlanta, Ga. / Cartersville / Florida
16	Leon Lowery	DL	R-Fr.	6-4	233	Elizabeth, N.J. / North Brunswick
17	Umari Hatcher	WR	R-Fr.	6-3	181	Woodbridge, Va. / Freedom
17	Steve Linton	DL	R-So.	6-5	219	Dublin, Ga. / Dublin
18	Eric Coley	DB	R-Sr.	6-2	200	Manlius, N.Y. / Fayetteville-Manlius
18	Luke MacPhail	QB	R-Fr.	6-4	206	Boston, Mass. / Dexter Southfield
19	Oronde Gadsden II	WR	So.	6-5	216	Fort Lauderdale, Fla. / American Heritage (Plantation)
19	Rob Hanna	DB	So.	6-0	170	Miami, Fla. / Miami Palmetto
20	LeQuint Allen	RB	Fr.	6-0	195	Millville, N.J. / Millville
20	Isaiah Johnson	DB	R-Jr.	6-3	204	South Lyon, Mich. / Detroit Country Day / Dartmouth
21	Bralyn Oliver	DB	R-Fr.	6-2	194	Anderson, S.C. / Hough / Louisville
22	Quan Peterson	DB	Fr.	6-1	178	Rock Hill, S.C. / South Pointe
23	Justin Barron	DB	So.	6-4	220	Rocky Hill, Conn. / Suffield Academy
23	David Obeng-Agyapong	RB	R-Fr.	5-11	183	Bronx, N.Y. / John F. Kennedy
24	Dom Foster	DB	Fr.	5-11	168	Warren, Ohio / Warren G. Harding
24	Jeremiah Wilson	DB	Fr.	5-10	171	Kissimmee, Fla. / Osceola
25	Josh Escobar	RB	Fr.	5-8	170	Melville, N.Y. / St. Anthony's
26	Aman Greenwood	DB	R-So.	5-10	189	Washington, D.C. / St. John's College
27	Malcolm Folk	DB	R-Fr.	6-1	201	Pottsgrove, Pa. / Episcopal Academy
28	Juwaun Price	RB	R-So.	5-10	202	Peoria, Ariz. / Peoria / NM State
29	Josh Hough	DL	R-Fr.	6-3	315	Beaver Falls, Pa. / Beaver Falls
30	Chase Simmons	DL	R-Fr.	6-4	257	Little River, S.C. / North Myrtle Beach
31	Yosuke Sugano	LB	R-Jr.	5-10	212	Akashi, Japan / Greenville (PA) / Saint Francis
32	Greg Delaine	DB	Fr.	6-0	172	Fort Myers, Fla. / Fort Myers
33	Ryan Dolan	LB	R-Fr.	6-0	222	Novato, Calif. / Marin Catholic
33	Mario Escobar	RB	R-Fr.	5-9	188	Melville, N.Y. / St. Anthony's
34	Sean Tucker	RB	So.	5-10	205	Owing Mills, Md. / Calvert Hall
35	Kyle Acker	WR	Fr.	5-11	167	Ballston Lake, N.Y. / Shenendehowa / IMG Academy
36	TJ Harness	DB	R-Fr.	5-9	171	Syracuse, N.Y. / Corcoran
36	Max Von Marburg	P	Fr.	6-0	183	Wagga Wagga, New South Wales, Australia / St. Mary Mackillop Colleges Wagga
37	Cam Reirden	DB	R-Fr.	6-0	180	Belmont, Mass. / Belmont Hill
39	Clay Masters	DB	R-Fr.	5-11	187	West Linn, Ore. / West Linn
40	Tommy Porter	DB	R-Fr.	5-11	192	Altadena, Calif. / Flintridge Prep
41	Joey Kelly	LS	R-So.	6-1	204	Phoenix, Ariz. / Brophy College Prep
42	Austin Roon	LB	R-Fr.	6-3	228	Byron Center, Mich. / Byron Center
43	Cornell Perry	DB	Fr.	6-1	180	Woodhaven, Mich. / Woodhaven
43	Mike Midkiff	LS	R-So.	6-3	210	Colorado Springs, Colo. / Air Academy
45	Kevon Darton	DL	R-So.	5-11	266	Fitchburg, Mass. / Worcester Academy
46	Kadin Bailey	LB	Fr.	6-2	217	Jefferson, Ga. / Jefferson
46	Aaron Bolinsky	LS	Sr.	5-11	220	Frackville, Pa. / North Schuylkill
47	Carter Clark	TE	Fr.	6-5	265	Hilton, N.Y. / Hilton
47	Wes Hoeh	OL	R-Fr.	6-4	275	Glen Ellyn, Ill. / Glenbard West
48	John O'Connor	LB	R-Fr.	6-1	218	Hingham, Mass. / Hingham
48	Joe Pinjuh	RB	R-Fr.	5-9	199	Parma, Ohio / Padua Franciscan
49	Josh Kubala	TE	Fr.	6-2	211	Cicero, N.Y. / Cicero North

No.	Name	Pos.	Cl.	Ht.	Wt.	Hometown/High School/Previous School
51	Anthony Red	OL	R-So.	6-5	277	Bloomfield, Conn. / St. Thomas More
52	Carlos Vettorello	OL	R-Jr.	6-4	292	Royal Oak, Mich. / University of Detroit Jesuit
53	Garth Barclay	DL	R-Fr.	6-7	277	York, Pa. / York Suburban
54	Jatius Geer	DL	R-Fr.	6-6	233	Anderson, S.C. / Belton-Honea Path
55	Josh Ilaoa	OL	So.	6-3	316	Charlotte, N.C. / Mallard Creek
56	Patrick Alberga	DL	R-Fr.	6-3	261	Saranac Lake, N.Y. / Saranac Lake
56	Darius Tisdale	OL	R-Sr.	6-5	301	South Brunswick, N.J. / South Brunswick / Lackawanna CC
57	Dakota Davis	OL	R-Sr.	6-5	335	Mount Airy, Md. / Glenelg
58	Denis Jaquez Jr.	DL	Fr.	6-4	240	Pennsauken, N.J. / St. Augustine Prep
59	Ahmad Masood	DL	R-Fr.	6-3	250	Bloomfield, Mich. / Cranbrook Kingswood
60	Matthew Bergeron	OL	Jr.	6-5	322	Victoriaville, Quebec, Canada / Cégep de Thetford
61	Ethan Stangle	LS	Fr.	6-1	196	Bel Air, Md. / John Carroll
63	Chris Bleich	OL	R-Jr.	6-6	326	Hanover Township, Pa. / Wyoming Valley West / Florida
70	Enrique Cruz	OL	R-Fr.	6-6	302	Chicago, Ill. / Willowbrook
72	Mark Petry	OL	R-So.	6-4	281	Hochheim am Main, Germany / Graf-Stauffenberg-Gymnasium / Ellsworth CC
74	Jakob Bradford	OL	R-So.	6-5	302	Brooklyn Park, Minn. / Iowa Central CC
75	Austyn Kauhi	OL	R-Fr.	6-5	270	Nanakuli, HI / Kamehameha
76	Kalan Ellis	OL	So.	6-6	375	Waimanalo, HI / St. Louis School
77	Tyler Magnuson	OL	R-Fr.	6-6	280	Plymouth, Minn. / Wayzata
78	Joe Cruz	OL	Fr.	6-5	277	Holbrook, N.Y. / Sachem North
79	Chad Schuster	OL	Fr.	6-5	255	Franklin, Wisc. / Franklin
80	Isaiah Jones	WR	R-So.	6-4	204	Cocoa, Fla. / Cocoa
81	Maximilian Mang	TE	So.	6-7	262	Nuthetal, Germany / Leibniz-Gymnasium Potsdam
82	Damien Alford	WR	So.	6-6	211	Montreal, Quebec, Canada / McArthur (Fla.)
83	Sam Warren	WR	R-So.	5-10	196	Tiburon, Calif. / Redwood
84	Nate Wellington	WR	R-So.	5-10	188	Skaneateles, N.Y. / Skaneateles
85	D'Marcus Adams	WR	R-Jr.	6-0	176	Ormond Beach, Fla. / Mainland / Florida State / FAU
87	Donovan Brown	WR	Fr.	6-1	179	Montgomery Village, Md. / Quince Orchard
88	Steven Mahar	TE	So.	6-5	232	Rochester, N.Y. / Aquinas Institute
90	Terry Lockett	DL	So.	6-3	270	Springfield, Mass. / Springfield Central
91	Andre Szmyt	K	R-Sr.	6-1	199	Vernon Hills, Ill. / Vernon Hills
92	Brady Denaburg	K	Fr.	6-0	180	Merritt Island, Fla. / Merritt Island
93	Caleb Okechukwu	DL	R-Jr.	6-4	268	Washington, D.C. / St. John's College
94	Kevin Jobity Jr.	DL	Fr.	6-4	247	Buffalo, N.Y. / Maryvale
95	Ian Hawkins	P	R-Fr.	6-0	191	San Diego, Calif. / Cathedral Catholic
95	Francois Nulton Jr.	DL	Fr.	6-4	252	Miami, Fla. / Edison
96	Elijah Wright	DL	R-Fr.	6-3	273	Syracuse, N.Y. / Solvay
97	Belizarr Bassett II	DL	Fr.	6-0	260	Pembroke Pines, Fla. / American Heritage
98	James Williams	P	So.	6-1	205	Watkinsville, Ga. / Athens Academy
99	Elijah Fuentes-Cundiff	DL	R-Fr.	6-4	267	Bronx, N.Y. / Cardinal Hayes

PRONUNCIATION GUIDE

Belizarr Bassette bella-zare	Steven Mahar Jr. muh-HAR
Chris Bleich BLYSH	Mekhi Mason mec-ky
Ja'Had Carter JUH-hod	David Obeng-Agyapong oh-bang Age-ya-pong
Alijah Clark uh-lie-juh (like Elijah)	Caleb Okechukwu oh-kuh-CHEWK-woo
Devaughn Cooper duh-vonn	Bralyn Oliver Bray-lynn
Kevon Darton KAY-von	Trebor Pena TREBBOR (rhymes with Trevor)
Umari Hatcher you-mari	Mark Petry PEH-tree
Josh Hough Huff	Joe Pinjuh Pin-joo
Josh Ilaoa IL-oh-uh	Yosuke Sugano Yo-soo-key
Denis Jaquez Jr. ja-quez	Andre Szmyt SCHMITT
Mikel Jones Mih-KELL	

SOCIAL MEDIA ROSTER ROSTER

No.	Name	Instagram	TikTok	Twitter
0	Darian Chestnut	@ducechestnut	@ballgameduce	@BallgameDuce
1	Ja'had Carter	@j.moneeeyy	@j.moneeeyy	@JayAlmighty6
2	Trebor Pena	@_tpenaa		
2	Marlowe Wax	@marlowewax	@marlowewax	@MarloweWax
3	Mikel Jones	@mikeljones13	@mikeljones13	@KelxJones
5	Alijah Clark	@agent.cinco		@cinco_agent
5	Chris Elmore	@j5_elmore	@chriselmore005	@ChrisElmore36
6	Garrett Shrader	@garrett_shrader		
7	Devaughn Cooper	@coopdaville	@coopdaville	@coopa_da_rula
7	Stefon Thompson	@stefonthompson	@stefonthompson7	@StefonThompson7
8	Garrett Williams	@garrett.williams3	@dubbbb08	@garrettismynam3
9	Courtney Jackson	@c.jackson	@cjackson85	
10	Justin Lamson	@justin_lamson		@justin_lamson10
11	Kendall Long	@kendall_11x		@Kendall_Long02f
12	Anwar Sparrow	@asparrow	@anwarsparrow	@AnwarS12
12	Dan Villari	@danvillari		@Dan2Villari
13	CJ Hayes	@cj_hayes	@cj_hayes	@cjhayes98
13	Mekhi Mason	@mekhimason13		@khi_lyfe
14	Jason Simmons	@jsimms_2x		@jaysimms11
14	Anthony Queeley	@aq.sovereign	@aq.sovereign	@anthonyq0515
15	Neil Nunn	@neilnunnjr		@Cnunnjr
15	JaCobian Morgan	@cobixbbm		@jacobian_morgan
15	Derek McDonald	@derek_mcd81		@derekmc21
16	Carlos Del-Rio Wilson	@d1_carlos		@QBCarlosDelrio
16	Leon Lowery	@leon_lowery_jr		@leonlowery5
17	Umari Hatcher	@umarihatcher17		@HatcherUmari
17	Steve Linton	@ssuperior_17		@17_tut
18	Eric Coley			@E_too_col
18	Luke MacPhail	@luke_mac18		@luke_Mac18
19	Oronde Gadsden II	@orondegii		@Orondegii
19	Rob Hanna	@showoff19		
20	LeQuint Allen	@lequintallenjr		@JrLequint
20	Isaiah Johnson	@_3z_island		
21	Bralyn Oliver	@bralynoliver		@bralynoliver8
22	Quan Peterson	@quanny.p		@Quannyp1
23	Justin Barron	@D35_justinbarron	@_justinbarron	@justinbarron22
23	David Obeng-Agyapong	@thegreatobeng		@DavidObengAgya1
24	Dom Foster	@domfoster.11	@domfoster.11	@Dom11Foster
24	Jeremiah Wilson	@jerem14h		
25	Josh Escobar	@joshua.escobar2		
26	Aman Greenwood	@smurphsteezy		
27	Malcolm Folk	@malcolmfolk	@malcolmfolk	@malcolmfolk3
28	Juwaun Price	@juwaun_28		@JuwaunPrice_28
29	Josh Hough	@joshhough10		@JoshHough5
30	Chase Simmons	@chase_simmons30		@Chase_simmons02
31	Yosuke Sugano	@suganoyousuke		@gasunogaaasuuu
32	Greg Delaine	@gdelaine		@delaine_gregory
33	Ryan Dolan	@ryando1an		@Ryan_Dolan44
33	Mario Escobar	@marioescobarjrr		@MARIO_ESCOBARJR
34	Sean Tucker	@tucker5timez		@seantucker2020
35	Kyle Acker	@kacker22		@Kacker221
36	TJ Harness			
36	Max Von Marburg	@max_von_marburg		@MaximilianvonM1
37	Cam Reirden	@camreirden		@CamReirden17
39	Clay Masters	@claymasters9		@claymasters9
40	Tommy Porter	@tommyporter		@Tommyporter21
41	Joey Kelly	@kelly_jo3y	@jkelly41	
42	Austin Roan	@austinroan	@austinroan	
43	Cornell Perry	@cornellperry_19		@CornellPerry8
43	Mike Midkiff	@michael.midkiff43		@MidkiffMichael1
45	Kevon Darton	@kdarton45	@kdarton45	@KCKD45
46	Kadin Bailey	@kabailey_45		@KadinBailey45

SOCIAL MEDIA ROSTER ROSTER

No.	Name	Instagram	Tiktok	Twitter
46	Aaron Bolinsky	@aaronbolinsky	@aaronbolinsky	@aaron53bolinsky
47	Wes Hoeh	@whoeh212		
47	Carter Clark	@carterclark3		
48	John O'Connor	@john.oconnor48		
48	Joe Pinjuh	@jp3_.44		
49	Josh Kubala	@jkub.03		@joshkuba
51	Anthony Red	@anthonyredjr51		@AnthonyRedJr1
52	Carlos Vettorello	@carlos.vett		@Cvett52
53	Garth Barclay	@gebarc		@GarthBarclay
54	Jatius Geer	@jt_g1		@Jatius1
55	Josh Ilaoa	@_saucej_	@honchojosh55	@honchojosh
56	Patrick Alberga	@patrick45321		
56	Darius Tisdale	@dtisdale_56	@tizz2live	@DTizzy56
57	Dakota Davis	@dakota_davis1		@dakotadavis56
58	Denis Jaquez Jr.	@jaquez_denis		@jaquez_denis
59	Ahmad Masood	@ahmadxmasood		@AhmadMasood51
60	Matthew Bergeron	@matthewk.kunta		@MatthewkBerger1
61	Ethan Stangle	@ethanstangle15		@StangleEthan
63	Chris Bleich	@cbleich67	@chrisbleach1	@Bleich67
70	Enrique Cruz	@kicocruz1	@kicoocruz1	@Enriquecruzz1
72	Mark Petry	@_petry72_		
74	Jakob Bradford	@jakobbradfordd		@jakobbradford74
75	Austyn Kauhi	@avstyyn		@avstyyn
76	Kalan Ellis	@biggie_ellis		@ellis_95
77	Tyler Magnuson	@tyler.magnuson		@TylerMagnuson7
78	Joe Cruz	@joe_m_cruz		@joe_m_cruz17
79	Chad Schuster	@chadsxhuster		@_ChadSchuster_
80	Isaiah Jones	@zayjones03		
81	Maximilian Mang	@mang_maximilian		@mang_maximilian
82	Damien Alford	@dame_dollar05	@unlike82dame	@DamienAlford5
83	Sam Warren	@sam.warren3		@samwarren_3
84	Nate Wellington	@natewelli		@JNatewelli
85	D'Marcus Adams	@zoom.1k		@D3era
87	Donovan Brown	@heydydonoo		@kxngdono
88	Steven Mahar	@stevenmaharr		
90	Terry Lockett	@terrylockett_90		@terrylockett7
91	Andre Szmyt	@andreszmyt	@andreszmyt	@AndreSzmyt
92	Brady Denaburg	@brady_denaburg		@bradydenaburg7
93	Caleb Okechukwu	@calebdeckedoff	@tuffcaleb	@IamCaleb_18
94	Kevin Jobity Jr.	@big.kev44		@JobityKevin
95	Ian Hawkins	@ian_hawkins5		
95	Francois Nolton Jr.	@swachi_nhnf		@99_nolton
96	Elijah Wright	@elijahwright		@_ElijahWright_
97	Belizarre Bassett II	@_belizairebassettell		@Belizaire_B54
98	James Williams	@james_1520		
99	Elijah Fuentes-Cundiff	@e_fuen99		@ElijahFuentes19

INDIVIDUAL NOTES • OFFENSE



#6 • QB • GARRETT SHRADER • 6-4 • 228 • JR

- Ranks 16th in the FBS in passing efficiency (164.9) and 18th in completion percentage (.695).
- Ranked second nationally in rushing touchdowns by a quarterback (14) and had second-most rushing touchdowns by a quarterback in a season in program history in 2021.
- Third Syracuse quarterback since 1979 to record back-to-back 100-yard rushing games when he did so against Florida State (137) and Wake Forest (178).
- Tied the program record for rushing touchdowns (3) by a quarterback in a game twice against Florida State and Virginia Tech.



#34 • RB • SEAN TUCKER • 5-10 • 210 • SO

- Moved ahead of Floyd Little for sixth place on Syracuse's all-time rushing list vs. NC State (2,820 yards).
- Ranks second in the ACC in rushing yards per game (99.7) and 19th in the nation yards from scrimmage per game (129.71).
- Set Syracuse's single-season rushing record in 2021 with 1,496 yards.
- Was fourth nationally in rushing yards per game (124.7) and fifth in all-purpose yards per game (145.92) last season.
- On Maxwell Award, Doak Walker Award and Walter Camp Player of the Year Award Watch Lists.



#7 • WR • DEVAUGHN COOPER • 5-11 • 185 • R-SR

- Has caught a pass in 15-straight games, the longest active streak for Syracuse.
- Is the first known FBS player to catch a pass in seven straight seasons.
- 1-of-23 seventh-year players in the FBS this season.
- Joined the Orange in 2021 after previous stops at UTEP (2019-20) and Arizona (2016-18).
- Led all wideouts with four catches and 60 yards in the season opener. Third on the team with 18 catches this season.



#2 • WR • TREBOR PENA • 6-0 • 177 • SO

- Ranks second in the ACC in kick returns (27.6 yards per return) and fifth in punt returns (7.1 yards per return).
- Has 14 career receptions for 171 yards, including a 62-yard touchdown against Clemson in 2021.
- Named to Pro Football Focus' All-ACC Team in 2021 as a return man.
- Was ranked second nationally in combined kick return yardage (552) and was atop the ACC in the category after the eighth game of the season, but suffered a season-ending injury vs. VT.



#9 • WR • COURTNEY JACKSON • 5-11 • 179 • R-SO

- First SU player since 2018 to return a punt for a touchdown when he did so against BC last season. Earned ACC Specialist of the Week honors.
- Set career highs in receiving yards (92), receptions (8) and TDs (2) against Pittsburgh in the 2021 season finale.
- 60 career catches for 629 yards.
- Rated the No. 5 prospect from the state of Pennsylvania in the 2019 recruiting class by ESPN.



#19 • TE • ORONDE GADSDEN • 5-11 • 185 • SO

- Second in the ACC in receiving TDs (5) and 100-yard receiving games (3).
- Caught two fourth quarter touchdowns, including one with seven seconds left vs. Purdue in the comeback win.
- Had a career-high eight catches vs. NC State.
- Father, Oronde Gadsden Sr., was a WR for the Dolphins.



#82 • WR • DAMIEN ALFORD • 6-6 • 211 • SO

- 20 career catches for 390 yards and 3 TDs.
- His career mark of 18 yards per reception was the most on the team in the 2021 season.
- Caught the game-winning touchdown against Virginia Tech in 2021 with 19 seconds left in the game.



#60 • LT • MATTHEW BERGERON • 6-5 • 322 • JR

- 35 consecutive starts at tackle.
- Team Captain
- 2021 Honorable Mention All-ACC.
- One of the top-five OT prospects in the 2023 NFL Draft according to Mel Kiper.



#76 • LG • KALAN ELLIS • 6-6 • 375 • SO

- Appeared in nine games with five starts at offensive guard in 2021 as a true freshman.
- First-team All-Interscholastic League of Honolulu selection in 2020.
- Rated the No. 7 prospect in Hawaii by 247Sports.com in the class of 2021.



#52 • C • CARLOS VETTORELLO • 6-4 • 292 • R-JR

- Has played in 40 games with 38 starts on the offensive line.
- Has played both RT and C in his time at 'Cuse, started two games at center and the next six games at RT last season before suffering a season-ending injury in the 8th game at VT.



#63 • RG • CHRIS BLEICH • 6-6 • 326 • R-JR

- Started seven games at guard at SU in 2021 after sitting out the 2020 season due to NCAA transfer rules. Previously played two seasons at Florida.
- Played in nine games, starting eight at right guard for the Gators in 2019, helping UF to an 11-2 record.



#57 • RT • DAKOTA DAVIS • 6-5 • 335 • R-SR

- Has started 16-straight games on offensive line, eight at guard and eight at tackle.
- Played in 42 games (26 starts) across four seasons.
- First player to win ACC Offensive Lineman of the Week (2019 vs Duke).

KEY RESERVES/SPECIALISTS




#20 • RB • LEQUINT ALLEN • 6-0 • 195 • FR

- Made his collegiate debut in the season opener vs. Louisville.
- Rushed for 112 yards and his first career touchdown against Wagner.
- Gatorade Player of the Year in New Jersey as a senior in 2021.
- No. 9 ranked prospect out of New Jersey according to 247 Sports.




#28 • RB • JUWAIN PRICE • 5-10 • 202 • R-SO

- Made his Syracuse debut against UConn.
- Transferred to Syracuse from NM State in the spring of 2022.
- Ran for 692 yards on 135 carries and had 10 TDs in 2021 for the Aggies.
- Was also NM State's kick returner.



#81 • TE • MAX MANG • 6-7 • 262 • SO

- Has appeared in every game of the last two years.
- Has four collegiate receptions for 30 yards.
- 1-of-2 German born players on the roster.



#16 • QB • CARLOS DEL RIO-WILSON • 6-2 • 232 • FR

- Transferred from Florida in the Spring of 2022.
- Has appeared in four of Syracuse's first six games in relief of starter Garrett Shrader.
- Was ranked the No. 16 QB in the nation coming out of high school according to 247Sports Composite.



#91 • PK • ANDRE SZMYT • 6-1 • 210 • R-SR

- Holds program record for most points scored in a career (415).
- Most accurate kicker in SU history, connecting on 83.5 percent of his career field goals (76-of-91).
- 53-for-57 (.930) in his career from inside 40 yards.
- 2018 Lou Groza Award winner.

CAREER HIGHS • OFFENSE/SPECIALISTS

#2 TREBOR PENA, WR

Receptions: 4 at Clemson, 2022
Receiving Yards: 62 vs. Clemson, 2021
Long Reception: 62 vs. Clemson, 2021
Rushes: 1 at Virginia Tech, 2021
Rushing Yards: 17 at Virginia Tech, 2021
Receiving TDs: 1 vs. Clemson, 2021
Kick Returns: 5 vs. Wake Forest, 2021
Kick Return Yards: 115 vs. NC State, 2020
Long Kick Return: 98 (TD) vs. NC State, 2020
Kick Return TDs: 1 vs. NC State, 2020
Punt Returns: 5 vs. Clemson, 2021
Punt Return Yards: 32 vs. Ohio, 2021
Long Punt Return: 32 vs. Ohio, 2021

#5 CHRIS ELMORE, FB/TE

Rushes: 8 vs. Middle Tennessee, 2017
Rushing Yards: 28 vs. Middle Tennessee, 2017
Rushing TDs: 1, three times, last at Wake Forest, 2018
Long Rush: 12 vs. Middle Tennessee, 2017
Receptions: 1, twice, last vs. Clemson, 2021
Receiving Yards: 10 vs. Clemson, 2021
Long Reception: 10 vs. Clemson, 2021
Kick Returns: 1, three times, last vs. Wake Forest 2019
Kick Return Yards: 19 at Western Michigan, 2018
Long Kick Return: 19 at Western Michigan, 2018
Fumble Recoveries: 1 at Virginia Tech, 2021

#6 GARRETT SHRADER, QB

Completions: 22 vs. Virginia, 2022
Pass Attempts: 37 vs. Clemson, 2021
Passing Yards: 292 at UConn, 2022
Passing TDs: 3, twice, last at UConn, 2022
Long Pass: 72 vs. Albany, 2021
Comp. Pct. (min. 10 att.): 100.0 (17-17) vs. Wagner, 2022
Interceptions: 2, twice, last vs. NC State, 2022
Rushes: 29 vs. Wake Forest, 2021
Rushing Yards: 178 vs. Wake Forest, 2021
Rushing TDs: 3, twice, last at Virginia Tech, 2021
Long Rush: 55 at Florida State, 2021
Total Offense: 410 at Virginia Tech, 2021
Receptions: 1 vs. Arkansas, 2020 *
Reception Yards: 8 vs. Arkansas, 2020 *
Long Reception: 8 vs. Arkansas, 2020 *
Tackles: 1 at Louisville, 2021
* - at Mississippi State

#7 DEVAUGHN COOPER, WR

Receptions: 4, six times, last vs. Wagner, 2022
Receiving Yards: 97 at Washington State, 2018 *
Receiving TDs: 1, twice, last vs. Wagner, 2022
Long Reception: 53 vs. Southern Utah, 2018 *
* - at Arizona State

#9 COURTNEY JACKSON, WR

Rush: 1, five times, last vs. Virginia, 2022
Rushing Yards: 12 at Virginia Tech, 2021
Long Rush: 12 at Virginia Tech, 2021
Receptions: 8 vs. Pitt, 2021
Receiving Yards: 92 vs. Pitt, 2021
Long Reception: 29 vs. Wake Forest, 2021
Receiving TDs: 2 vs. Pitt, 2021
Kick Returns: 2, twice, last vs. Pitt, 2021
Kick Return Yards: 46 vs. Pitt, 2021
Long Kick Return: 25 vs. Pitt, 2021
Punt Returns: 2, three times, last vs. Purdue, 2022
Punt Return Yards: 68 vs. Boston College, 2021
Long Punt Return: 64 (TD) vs. Boston College, 2021
Tackles: 1 vs. Pitt, 2021

#12 DAN VILLARI, WR

Receptions: 1 at UConn, 2022
Receiving Yards: 22 at UConn, 2022
Long Reception: 22 at UConn, 2022
Completions: 1 at Maryland, 2021 *
Pass Attempts: 3 at Maryland, 2021 *
Passing Yards: 26 at Maryland, 2021 *
Long Pass: 26 at Maryland, 2021 *
Rushes: 3, twice, last vs. Northern Illinois, 2021 *
Rushing Yards: 14 at Maryland, 2021 *
Long Rush: 12 at Maryland, 2021 *
Total Offense: 40 at Maryland, 2021 *
* - at Michigan

#13 CJ HAYES, WR

Receptions: 3, twice, last vs. Indiana, 2019 *
Receiving Yards: 38 vs. Indiana, 2019 *
Long Reception: 24 at Rutgers, 2019 *
* - at Michigan State

#14 ANTHONY QUEELEY, WR

Rushes: 1 vs. Wake Forest, 2020
Rushing Yards: -4 vs. Wake Forest, 2020
Long Rush: -4 vs. Wake Forest, 2020
Receptions: 5, twice, last at Clemson, 2020
Receiving Yards: 77 vs. Liberty, 2020
Receiving TDs: 1, four times, last vs. Wake Forest, 2021
Long Reception: 32 vs. Liberty, 2020

#15 JACOB MORGAN, QB

Completions: 19 vs. Boston College, 2020
Pass Attempts: 30 vs. Boston College, 2020
Passing Yards: 188 vs. Boston College, 2020
Passing TDs: 1, twice, last vs. Boston College, 2020
Long Pass: 31, twice, last vs. Boston College, 2020
Comp. Pct. (min. 10 att.): 63.3 (19-30) vs. BC, 2020
Interceptions: 1, twice, last vs. at Louisville, 2020
Rushes: 7 vs. Boston College, 2020
Rushing Yards: -12 vs. Boston College, 2020
Long Rush: 14 vs. Boston College, 2020
Total Offense: 176 vs. Boston College, 2020
Tackles: 1 vs. Liberty, 2020

#16 CARLOS DEL RIO-WILSON, QB

Completions: 1, three times, last vs. Wagner, 2022
Pass Attempts: 3 at UConn, 2022
Passing Yards: 22 at UConn, 2022
Long Pass: 5 vs. Wagner, 2022
Comp. Pct. (min. 10 att.): N/A
Interceptions: N/A
Rushes: 2, twice, last vs. Wagner, 2022
Rushing Yards: 12 at UConn, 2022
Long Rush: 9 at UConn, 2022
Total Offense: 35 at UConn, 2022

#17 UMARI HATCHER, WR

Receptions: 1 vs. Wagner, 2022
Receiving Yards: 16 vs. Wagner, 2022
Receiving TDs: 1 vs. Wagner, 2022
Long Reception: 16 vs. Wagner, 2022

#19 ORONDE GAUSDEN II, TE

Receptions: 8 vs. NC State, 2022
Receiving Yards: 141 vs. NC State, 2022
Receiving TDs: 2, twice, last vs. NC State, 2022
Long Reception: 46 vs. Purdue, 2022

#20 LeQUINT ALLEN, RB

Rushes: 7 at UConn, 2022
Rushing Yards: 112 vs. Wagner, 2022
Long Rush: 90 vs. Wagner, 2022
Receptions: 2 vs. Louisville, 2022
Receiving Yards: 7 vs. Virginia, 2022
Long Reception: 7 vs. Virginia, 2022
Rushing TDs: 1 vs. Wagner, 2022

#28 JUWAUN PRICE, RB

Rushes: 24 vs. UMass, 2021 *
Rushing Yards: 165 vs. Dixie State, 2020 *
Rushing TDs: 4 vs. UMass, 2021 *
Long Rush: 67 vs. Dixie State, 2020 *
Receptions: 4, twice, last at Kentucky, 2021 *
Receiving Yards: 53 vs. South Carolina St., 2021 *
Long Reception: 26 vs. South Carolina St., 2021 *
* - at New Mexico State

#34 SEAN TUCKER, RB

Rushes: 32 vs. Liberty, 2021
Rushing Yards: 232 vs. Wagner, 2022
Rushing TDs: 4 vs. UAlbany, 2021
Long Rush: 60 vs. Wagner, 2022
Receptions: 6 vs. Louisville, 2022
Receiving Yards: 121 vs. UAlbany, 2021
Long Reception: 72 vs. UAlbany, 2021
Receiving TDs: 1, three times, last vs. Louisville, 2022
Tackles: 1 vs. Clemson, 2021

#36 MAX VON MARBURG, P

Punts: 7 at Clemson, 2022
Longest Punt: 55 yards at Clemson, 2022
Punts Inside 20: 2 vs. Louisville, 2022
Punt avg.: 43.3 yards vs. Purdue, 2022

#63 CHRIS BLEICH, OL

Tackles: 1 vs. Virginia, 2022

#80 ISAIAH JONES, WR

Receptions: 2 vs. Purdue, 2022
Receiving Yards: 25 vs. Louisville, 2022
Long Reception: 25 vs. Louisville, 2022
Tackles: 1 vs. Wake Forest, 2020
Fumble Recoveries: 1 vs. Liberty, 2020

#81 MAXIMILIAN MANG, TE

Receptions: 1, four times, last vs. NC State, 2022
Receiving Yards: 12 vs. Albany, 2021
Long Reception: 12 vs. Albany, 2021

#82 DAMIEN ALFORD, WR

Receptions: 2, three times, last vs. Louisville, 2021
Receiving Yards: 73 vs. UAlbany, 2021
Long Reception: 73 vs. UAlbany, 2021
Receiving TDs: 1, three times, last at UConn, 2022

#85 D'MARCUS ADAMS, WR

Receptions: 2 at Florida, 2021 *
Receiving Yards: 85 at Florida, 2021 *
Receiving TDs: 1 at UConn, 2022
Long Reception: 46 at Florida, 2021 *
Kick Returns: 3 at Florida, 2021 *
Kick Return Yards: 64 vs. Fordham, 2021 *
Long Kick Return: 47 vs. Fordham, 2021 *
* - at Florida Atlantic

#88 STEVEN MAHAR, TE

Tackles: 1 at Louisville, 2020

#91 ANDRE SZMYT, PK

FG Made: 5, vs. Virginia, 2022
FG Attempts: 5, vs. Virginia, 2022
Long FG: 54 at Pittsburgh, 2018
PATs Made: 8, twice, vs. Wagner, 2022
Most Points: 18 vs. Louisville, 2018

#95 IAN HAWKINS, P

Punts: 7 at NC State, 2021
Longest Punt: 53 yards at NC State, 2021
Punt avg.: 43.0 yards vs. Pitt, 2021

#98 JAMES WILLIAMS, P

Punts: 7, twice last vs. Clemson, 2021
Longest Punt: 60 yards vs. Rutgers, 2021
Punts Inside 20: 4 vs. Clemson, 2021
Punt avg.: 43.0 yards vs. Boston College, 2021

INDIVIDUAL NOTES • DEFENSE



#93 • DE • CALEB OKECHUKWU • 6-4 • 268 • R-JR.

- Became the first Syracuse defensive lineman to return an interception for a TD since 2015 when he did so vs. Purdue this season.
- Career-high two sacks in the win over Virginia.
- Has played in 28 games over the last three seasons, with 55 tackles, 8.5 TFLs and 5.5 sacks.
- Missed the entire 2019 season while recovering from illness.
- Host of 'The Mob Podcast.'



#45 • DT • KEVON DARTON • 5-11 • 266 • R-SO

- Made six tackles vs. Clemson.
- Career-high seven tackles in the win over Purdue.
- Was put on scholarship prior to fall camp in 2022.
- Appeared in all-12 games last season, 1-of-2 returning defensive linemen to do so.
- Has 25 games played and 41 tackles in his career, including a career-high seven vs. Purdue.



#54 • DE • JATIJS GEER • 6-6 • 233 • R-FR

- Has played in every game this season, including six starts.
- Blocked a PAT vs. Virginia.
- Career-best 1.5 sacks vs. NC State.
- Rated three stars by 247Sports out of high school.
- Two-time team captain in high school.



#3 • LB • MIKEL JONES • 6-1 • 224 • JR

- Named to the Bednarik, Nagurski and Butkus Award Watch Lists to start the season.
- Preseason All-American according to Athlon Sports and Phil Steele.
- First Team All-ACC linebacker in 2021.
- Second in the ACC in tackles last season (110) and had the most solo stops (60) in the league.



#2 • LB • MARLOWE WAX • 6-1 • 239 • SO

- Has played in every game of his college career (28) since arriving on campus in the fall of 2020. Has 20 starts at linebacker.
- 138 tackles, 20.0 tackles for loss and 9.5 sacks in his career.
- Tied his career-high in tackles (10) vs. NC State.
- Started every game of the 2021 season at linebacker, with 60 tackles (36 solo), 9.0 TFLs, 5.0 sacks and a forced fumble.
- One of his sacks resulted in a safety as he brought down NC State's Bailey Hockman resulting in a fumble out of the back of the end zone in 2020.



#15 • LB • DEREK MCDONALD • 6-4 • 225 • R-FR

- Had his first collegiate interception in the win over Louisville.
- Made his first collegiate start vs. UConn, following a season-ending injury to Stefon Thompson.
- Led his HS team (Marist) to the 2020 Georgia State Championship.



#8 • CB • GARRETT WILLIAMS • 6-0 • 190 • R-SO

- Is the No. 2 CB prospect among draft-eligible players in 2023 according to Pro Football Focus.
- Tied for eighth in SU history in pass breakups (23).
- Led the ACC in pass breakups in each of the past two seasons.
- Named a Freshman All-American by The Athletic in 2020.



#1 • BS • JA'HAD CARTER • 6-2 • 198 • SO

- Returned a fumble 90 yards for a touchdown and had an INT at Clemson.
- Named a freshmen All-American by Rivals in 2020.
- In 21 career games, has 120 tackles, including 3.5 tackles for a loss, three interceptions, a forced fumble and two fumble recoveries.
- No. 11 prospect out of Virginia in class of 2019 according to Rivals.



#23 • ROV • JUSTIN BARRON • 6-4 • 220 • SO

- Switched from wide receiver to defensive back during the 2020 season.
- Set a career high in tackles with eight against NC State in 2021.
- 11th ranked prospect in Connecticut in the Class of 2020 according to Rivals.com.



#10 • FS • ALIJAH CLARK • 6-1 • 180 • SO


- Transferred to Syracuse from Rutgers prior to the spring of 2022.
- Appeared in seven games with six tackles and an interception at Rutgers as a true freshman.
- High school teammates with Duce Chestnut.
- Nicknamed 'Cinco' dating back to his HS days.



#0 • CB • DUCE CHESTNUT • 6-0 • 198 • SO

- Freshman All-American by ESPN, FWAA, PFF and others in 2021.
- Third Team All-ACC selection as a freshman.
- Named ACC Rookie of the Week for his debut performance against Ohio (eight tackles, 1 INT, 1 PBU).
- Changed his number to 0. Nicknamed 'sub-zero' in addition to Duce. Full name is Darian Chestnut.

KEY RESERVES/SPECIALISTS



#20 • DB • ISAIAH JOHNSON • 6-3 • 204 • SR

- Joined the Orange after transferring from Dartmouth prior to the 2022 season.
- Has played in all six games this season.
- Made a season-high five tackles, including four solo stops, against NC State.



#12 • LB • ANWAR SPARROW • 6-1 • 219 • R-FR

- Started back-to-back games against Virginia and Wagner.
- Has appeared in nine collegiate games with 14 tackles, two pass breakups, 1.5 TFL and a half sack.
- Had career highs in tackles (5) and pass breakups (2) vs. Virginia in his first career start.



#14 • FS • JASON SIMMONS JR. • 6-0 • 195 • JR

- Has appeared in 27 games, including time at NM State and has 113 tackles, 6.0 tackles for loss and two interceptions.
- Father is the DBs coach for the Raiders
- Joined the Orange after transferring from NM State prior to the 2021 season.



#18 • DB • ERIC COLEY • 6-2 • 200 • R-SR

- Has played in 35 career games.
- 87 tackles (48 solo), 6 pass breakups and 1 interception in his career.
- Made first collegiate start against NC State in 2019.



#17 • DE • STEVE LINTON • 6-5 • 219 • R-SO

- In 24 career games, has 38 tackles, 4.5 sacks, 8.0 tackles for loss and a two fumble recoveries.
- Returned from injury to play in seven of the final eight games of 2021 for Syracuse.
- Was ranked the No. 32 weakside defensive end in the country by Rivals out of high school.



#36 • P • MAX VON MARBURG • 6-0 • 183 • FR

- Made his collegiate debut in the season opener.
- Punted a career-high six times versus Purdue.
- Native of Wagga Wagga, New South Wales, Australia.

CAREER HIGHS • DEFENSE/SPECIALISTS

#0 DUCE CHESTNUT, CB

Tackles: 8 at Ohio, 2021

TFL: 2.0 vs. Pitt, 2021

Pass Breakups: 2 at NC State, 2021

Interceptions: 1, four times, last vs. Wagner, 2022

Touchdowns: 1 vs. Wagner, 2022

#1 JA'HAD CARTER, DB

Tackles: 13 vs. NC State, 2020

TFL: 2.0 vs. NC State, 2020

Interceptions: 1, three times last at Clemson, 2022

Pass Breakups: 1, six times, last vs. Virginia, 2022

Fumble Recoveries: 1, twice, last at Clemson, 2022

Forced Fumbles: 1 vs. NC State, 2020

Touchdowns: 1 at Clemson 2022

#2 MARLOWE WAX, LB

Tackles: 10; four times, last vs. NC State, 2022

TFL: 2.5, twice, last vs. Louisville, 2022

Sacks: 2.0 vs. NC State, 2020

Forced Fumbles: 1, four times, last at Clemson, 2022

Fumble Recoveries: 1, three times, last at Clemson, 2022

Pass Breakups: 1, vs. Pitt, 2021

Blocked Kicks: 1, vs. Purdue, 2022

#3 MIKEL JONES, LB

Tackles: 16 vs. Pitt, 2021

TFL: 2.5, twice, last at NC State, 2021

Sacks: 2.0 vs. Liberty, 2021

Forced Fumbles: 1, four times, last vs. Louisville, 2022

Fumble Recoveries: 1, four times, last at UConn, 2021

Interceptions: 1, four times, last vs. NC State, 2020

Pass Breakups: 1, twice, last vs. Duke, 2019

#7 STEFON THOMPSON, LB

Tackles: 10, vs. Pitt, 2021

TFL: 4.0 at Louisville, 2020

Sacks: 2.0 vs. UAlbany, 2021

Forced Fumbles: 2 vs. UAlbany, 2021

#8 GARRETT WILLIAMS, DB

Tackles: 10 vs. Purdue, 2022

TFL: 2.0 vs. Boston College, 2021

Sacks: 1.0, three times, last vs. NC State, 2022

Interceptions: 1, three times, last vs. Louisville, 2022

Pass Breakups: 3 at Notre Dame, 2020

Forced Fumbles: 1, vs. Virginia, 2022

Fumble Recoveries: 1, vs. Virginia, 2022

#10 ALIJAH CLARK, DB

Tackles: 7 at UConn, 2022

TFL: 0.5 vs. Ohio State, 2021 *

Interceptions: 1 vs. Michigan State, 2021 *

Pass Breakups: 2 at NC State, 2021 *

* - at Rutgers

#12 ANWAR SPARROW, LB

Tackles: 5 vs. Virginia, 2022

TFL: 0.5 vs. Wagner, 2022

Sacks: 0.5 vs. Wagner, 2022

Pass Breakups: 2 vs. Virginia, 2022

#14 JASON SIMMONS, DB

Tackles: 12 vs. Fresno State, 2019 *

TFL: 3 at Central Michigan, 2019 *

Forced Fumbles: at Central Michigan, 2019 *

Fumble Recoveries: 1 at Georgia Southern, 2019 *

Interceptions: 1, twice, last at Clemson, 2022

Pass Breakups: 3, three times, last at Liberty, 2019 *

* - at New Mexico State

#16 LEON LOWERY, LB

Tackles: 7 vs. Wagner, 2022

TFL: 3.5 vs. Wagner, 2022

Sacks: 1.0, twice, last vs. NC State, 2022

#17 STEVE LINTON, DE

Tackles: 6 vs. Louisville, 2022

TFL: 2.0 vs. Louisville, 2022

Sacks: 1.5 vs. Wagner, 2022

Forced Fumbles: 1 vs. Louisville, 2022

Fumble Recoveries: 1, twice, last vs. Louisville, 2022

Pass Breakups: 1 at Louisville, 2021

#18 ERIC COLEY, DB

Tackles: 7, twice, last vs. Boston College, 2021

TFL: 1.0 at Florida State, 2019

Interceptions: 1 vs. Western Michigan, 2019

Pass Breakups: 1, six times, last vs. Virginia, 2022

#19 ROB HANNA, DB

Tackles: 12 vs. Duke, 2020

TFL: 1.0, three times, last at Virginia Tech, 2021

Fumble Recoveries: 1 vs. Duke, 2020

Interceptions: 1 vs. Georgia Tech, 2020

Sacks: 1.0 at Virginia Tech, 2021

#20 ISAIAH JOHNSON, DB

Tackles: 11 at Harvard, 20 *

TFL: 1 vs. Princeton, 2021 *

Interceptions: 1 vs. Princeton, 2021 *

Pass Breakups: 1, seven times, last vs. Cornell, 2021 *

* - at Dartmouth

#21 BRALYN OLIVER, DB

Tackles: 3 vs. Wagner, 2022

#23 JUSTIN BARRON, DB

Tackles: 8 at NC State, 2021

TFL: 0.5 at Ohio, 2021

Pass Breakups: 2 vs. Wake Forest, 2021

#24 JEREMIAH WILSON, DB

Tackles: 3, twice, last at Clemson, 2022

TFL: 1.5 vs. UConn, 2022

Pass Breakups: 1 vs. Wagner, 2022

#26 AMAN GREENWOOD, DB

Tackles: 4 vs. Liberty, 2020

Pass Breakups: 1, five times, last vs. Wake Forest, 2021

Tackles for a loss: 0.5 vs. Florida State, 2021

#27 MALCOLM FOLK, DB

Tackles: 3 vs. UConn, 2022

TFL: 0.5 vs. Wagner, 2022

#31 YOSUKE SUGANO, LB

Tackles: 5 at Duquesne, 2019 *

TFL: 2.0 vs. Wagner, 2019 *

Sacks: 1.0, four times, last vs. LIU, 2021 *

Forced Fumbles: 1 at Morgan State, 2021 *

* - at Saint Francis

#42 AUSTIN ROON, LB

Tackles: 4 vs. Wagner, 2022

#45 KEVON DARTON, DL

Tackles: 7 vs. Purdue, 2022

TFL: 1.5 vs. Purdue, 2022

#46 AARON BOLINSKY, LS

Tackles: 2 at Wake Forest, 2018

Forced Fumbles: 1 vs. Holy Cross, 2019

Fumble Recoveries: 1 at North Carolina, 2020

#46 KADIN BAILEY, LB

Tackles: 3 vs. Wagner, 2022

#54 JATIUS GEER, DL

Tackles: 5 vs. NC State, 2022

TFL: 1.5 vs. NC State, 2022

Sacks: 1.5 vs. NC State, 2022

Pass Breakups: 1, vs. Virginia, 2022

Blocked Kicks: 1, vs. Virginia, 2022

#58 DENIS JAQUEZ JR., DL

Tackles: 1 vs. Wagner, 2022

TFL: 0.5 vs. Wagner, 2022

#90 TERRY LOCKETT, DL

Tackles: 3 vs. Purdue, 2022

Sacks: 1.0 at Florida State, 2021

#93 CALEB OKECHUKWU, DL

Tackles: 7, twice, last at Clemson, 2022

TFL: 2.0 vs. Virginia, 2022

Sacks: 2.0 vs. Virginia, 2022

Interceptions: 1 vs. Purdue, 2022

Touchdowns: 1 vs. Purdue, 2022

#94 KEVIN JOBITY JR., DL

Tackles: 3 vs. Wagner, 2022

TFL: 1.0 at Clemson, 2022

Sacks: 1.0 at Clemson, 2022


#95 FRANCOIS NOLTON JR., DL

Tackles: 1 vs. Wagner, 2022

TFL: 0.5 vs. Wagner, 2022

#99 ELIJAH FUENTES-CUNDIFF, DL

Tackles: 2 vs. UAlbany, 2021

 GAME #1 Sept. 3, 2022 // JMA Wireless Dome Attendance: 37,110	
SYRACUSE	31
LOUISVILLE	7

SYRACUSE, N.Y. – After forcing three turnovers in the second half, the Syracuse football team opened the 2022 season with a 31-7 win over ACC rival Louisville at the JMA Wireless Dome.

Syracuse jumped out to a 10-0 lead in the first 10 minutes of the game after a 31-yard field goal from Andre Szmyt. The Orange defense held firm after just five plays from Louisville, setting up a 55-yard receiving touchdown as Shrader and Tucker connected.

Louisville got its only scoring play of the game with 1:10 left in the first quarter on a 36-yard run from Evans. Syracuse responded five minutes into the second quarter on Tucker's second touchdown of the day, a four-yard blast up the middle. The Orange took a 17-7 lead into halftime.

Neither team scored in the third quarter before the Orange broke the drought with 13:02 left in the game. Sitting on goal-to-go, Shrader hit Oronde Gadsden II for his first career touchdown to finish a four-play, 13-yard drive in just over two minutes.

The Orange extended the lead with an insurance touchdown midway through the fourth quarter as Shrader accounted for his third touchdown of the night, rolling left and rushing for six yards for the final points of the night for a 31-7 Syracuse win.

Score by Quarters

	1st	2nd	3rd	4th	Final
Syracuse	10	7	0	14	31
Louisville	7	0	0	0	7

Scoring Summary:

1st	9:46	SU	Szmyt 31 yd field goal
			11-62 5:14, SU 3 - LOU 0
	5:01	SU	Tucker 55 yd pass (Szmyt kick)
			5-87 1:46, SU 10 - LOU 0
	1:10	LOU	Evans 36 yd run (Turner kick)
			7-70 3:44, SU 10 - LOU 7
2nd	10:25	SU	Tucker 4 yd run (Szmyt kick)
			12-75 5:45, SU 17 - LOU 7
4th	13:02	SU	Gadsden 8 yd pass (Szmyt kick)
			4-13 2:20, SU 24 - LOU 7
	8:40	SU	Shrader 6 yd run (Szmyt Kick)
			7-25 3:45, SU 31 - LOU 7


	SU	LOU
FIRST DOWNS	23	15
RUSHES-YARDS (NET)	40-207	31-137
PASSING YDS (NET)	242	197
Passes Comp-Att-Int	19-26-0	17-23-2
TOTAL OFFENSE PLAYS-YARDS	66-449	54-334
Fumble Returns-Yards	0-0	0-0
Punt Returns-Yards	2-21	0-0
Kickoff Returns-Yards	0-0	5-111
Interception Returns-Yards	2-30	0-0
Punts (Number-Avg)	3-124	3-137
Fumbles-Lost	0-0	2-1
Penalties-Yards	18-107	7-50
Possession Time	32:31	27:29
Third-Down Conversions	6 of 11	5 of 11
Fourth-Down Conversions	0 of 0	0 of 2
Red-Zone Scores-Chances	4-4	0-1
Sacks By: Number-Yards	3-13	2-9

RUSHING: Syracuse - Tucker 21-100; Shrader 16-94

Louisville - Evans 13-91; Cunningham 13-49; Jordan 4-15

PASSING: Syracuse - Shrader 18-25-236; Del Rio-Wilson 1-1-5.
Louisville - Cunningham 16-22-152; Smith 1-1-45.

RECEIVING: Syracuse - Tucker 6-85; Cooper 4-60.
Louisville - Hudson 8-102; Huggins-Bruce 2-57.

 GAME #2 Sept. 10, 2022 // Rentschler Field Attendance: 25,114	
SYRACUSE	48
UCONN	14

HARTFORD, Conn. – Syracuse scored early and often, coming away with points on its first seven possessions to dispatch UConn 48-14 in the first road game of the season.

Syracuse took a 17-0 lead in the first quarter. Shrader accounted for his first touchdown on a 1-yard rush. Andre Szmyt put through a 27-yard field goal for a 10-0 Syracuse lead. One minute later, Syracuse forced a three-and-out and Shrader hit Damien Alford down the middle for a 47-yard touchdown.

UConn (1-2) scored its first touchdown of the game with 11:45 to play in the second quarter. After the UConn TD, the Orange had three straight scores, led by another Szmyt field goal. Shrader connected with Courtney Jackson with 28 seconds left in the half for a 27-7 Syracuse lead.

Tucker punched it in from two yards out as the Orange built the lead up to 34-7 just 12:28 into the third quarter. UConn then scored its second and final touchdown.

The Orange responded as Shrader scampered for a seven yards touchdown. Only 53 seconds into the fourth quarter, Shrader accounted for his fifth touchdown, hitting D'Marcus Adams for a 39-yard touchdown to put the Orange up 48-14.

Score by Quarters

	1st	2nd	3rd	4th	Final
Syracuse	17	10	14	7	48
UConn	0	7	7	0	14

Scoring Summary:

1st	10:04	SU	Shrader 1 yd run (Szmyt kick)
			12-69 4:52, SU 7 - UCN 0
	4:26	SU	Szmyt 27 yd field goal
			9-42 3:29, SU 10 - UCN 0
	1:47	SU	Alford 47 yd pass (Szmyt kick)
			4-61 1:38, SU 17 - UCN 0
2nd	11:45	UCN	Houston 28 yd run (Ruelas kick)
			9-79 5:02, SU 17 - UCN 7
	5:02	SU	Szmyt 28 yd field goal
			12-63 6:37, SU 20 - UCN 7
	0:19	SU	Jackson 18 yd pass (Szmyt kick)
			10-64 3:19, SU 27 - UCN 7
3rd	9:30	SU	Tucker 2 yd run (Szmyt kick)
			6-30 2:58, SU 34 - UCN 7
	6:26	UCN	Turner 56 yd pass (Ruelas kick)
			6-75 3:04, SU 34 - UCN 14
	14:07	SU	Shrader 7 yd run (Szmyt kick)
			8-75 3:57, SU 41 - UCN 14
4th	14:07	SU	Adams 39 yd pass (Szmyt kick)
			1-39 0:06, SU 48 - UCN 14


	SU	UCN
FIRST DOWNS	29	10
RUSHES-YARDS (NET)	51-156	27-97
PASSING YDS (NET)	309	105
Passes Comp-Att-Int	21-26-0	16-19-0
TOTAL OFFENSE PLAYS-YARDS	77-465	46-202
Fumble Returns-Yards	0-0	0-0
Punt Returns-Yards	3-5	2-10
Kickoff Returns-Yards	2-52	4-75
Interception Returns-Yards	0-0	0-0
Punts (Number-Avg)	2-42.5	6-39.3
Fumbles-Lost	0-0	2-2
Penalties-Yards	3-15	3-21
Possession Time	34:52	25:08
Third-Down Conversions	6 of 11	4 of 12
Fourth-Down Conversions	0 of 1	0 of 1
Red-Zone Scores-Chances	6-6	0-0
Sacks By: Number-Yards	2-14	3-39

RUSHING: Syracuse - Tucker 27-113; Shrader 13-63

UConn - Carter 16-74; Houston 3-31

PASSING: Syracuse - Shrader 20-23-287; Del Rio-Wilson 1-3-22.
UConn - Cunningham 16-22-152; Smith 1-1-45.

RECEIVING: Syracuse - Alford 1-47; Gadsden 3-45.
UConn - Turner 6-71; Houston 2-15.

 GAME #3 Sept. 17, 2022 // JMA Wireless Dome Attendance: 35,943	
SYRACUSE	32
PURDUE	29

SYRACUSE, N.Y. – For the first time since 2018, Syracuse football is 3-0, enduring five lead changes in the final 17 minutes of the game en route to a 32-29 win over Purdue.

The Orange took the game's first lead midway through the first quarter on an Andre Szmyt field goal from 50 yards out. Purdue had back-to-back scores for a 9-3 lead at on a 7-yard rush and a 41-yard field goal, the final score of the first half.

Syracuse had the only touchdown of the third quarter to give the Orange a 10-9 lead with 2:11 to go. Purdue regained a 15-10 lead on an 11-yard connection from Aidan O'Connell to tight end Payne Durham.

'Cuse scored twice in a nine-second span as Garrett Shrader and Oronde Gadsden II hooked up for the first time, before the Caleb Okechukwu pick six for a 25-15 lead.

Purdue made it a one-score game, 25-22 Syracuse, on a 55-yard touchdown from O'Connell to Charlie Jones with 6:41 to play. Fineran missed a crucial 41-yard field goal with 2:53 left.

With 51 seconds left, Purdue took a four-point, 29-25 lead as O'Connell found Durham again in the end zone. But the lead was short lived as the Orange took the lead when it mattered most for the 32-29 win.

Score by Quarters

	1st	2nd	3rd	4th	Final
Syracuse	3	0	7	22	32
Purdue	6	3	0	20	29

Scoring Summary:

1st	5:33	SU	Szmyt 50 yd field goal
			9-59 3:22, SU 3 - PUR 0
	0:39	PUR	Mockobee 15 yd run (PAT blocked)
			10-75 4:54, SU 3 - PUR 6
2nd	7:54	PUR	Fineran 41 yd field goal
			11-67 5:05, SU 3 - PUR 9
3rd	2:11	SU	Jones 3 yd pass (Szmyt kick)
			16-84 6:39, SU 10 - PUR 9
4th	11:25	PUR	Durham 11 yd pass (conv. failed)
			11-75 5:46, SU 10 - PUR 15
	8:17	SU	Gadsden 46 yd pass (Shrader run)
			6-75 3:08, SU 18 - PUR 15
	8:08	SU	Okechukwu 17 yd interception (Szmyt Kick)
	6:41	PUR	Jones 55 yd pass (Fineran Kick)
			4-75 1:27, SU 25 - PUR 22
	0:51	PUR	Durham 12 yd pass (Fineran kick)
			7-56 1:39, SU 25 - PUR 29
	0:07	SU	Gadsden 25 yd pass (Szmyt kick)
			5-50 0:38, SU 32 - PUR 29


	SU	PUR
FIRST DOWNS	23	25
RUSHES-YARDS (NET)	35-125	21-61
PASSING YDS (NET)	181	424
Passes Comp-Att-Int	13-30-0	39-56-1
TOTAL OFFENSE PLAYS-YARDS	65-306	77-485
Fumble Returns-Yards	0-0	0-0
Punt Returns-Yards	3-13	2-21
Kickoff Returns-Yards	1-27	0-0
Interception Returns-Yards	1-17	0-0
Punts (Number-Avg)	6-43.3	3-40
Fumbles-Lost	2-0	0-0
Penalties-Yards	9-74	13-138
Possession Time	27:35	32:18
Third-Down Conversions	3 of 13	10 of 17
Fourth-Down Conversions	1 of 1	1 of 2
Red-Zone Scores-Chances	1-1	3-4
Sacks By: Number-Yards	1-6	1-1

RUSHING: Syracuse - Shrader 17-83; Tucker 18-42.

Purdue - Downing 10-22; Mockobee 7-31.

PASSING: Syracuse - Shrader 13-29-181.
Purdue - O'Connell 39-56-424.

RECEIVING: Syracuse - Gadsden 6-112; Jackson 2-23.
Purdue - Jones 11-188; Durham 9-83.

	
GAME #4 Sept. 23, 2022 // JMA Wireless Dome Attendance: 34,590	
SYRACUSE	22
VIRGINIA	20

SYRACUSE, N.Y. – For the first time since 2018 and just the seventh time since WWII, Syracuse football is 4-0.

Behind a career-night from Andre Szmyt and his 5-for-5 field goal chances, including the game-winner from 31 yards with just 74 seconds left on the clock, Syracuse outlasted visiting Virginia 22-20 in a white-knuckle finish while improving to 2-0 in the ACC. The win moves the Orange to 2-0 in league play for the first time since joining the conference.

Garrett Shrader hit 22 of his 33 passes for 277 yards while scoring with his legs to open the game. Sean Tucker led the Orange with 60 yards rushing while passing Ernie Davis for 12th all-time in Syracuse's career rushing list. Oronde Gadsden II reeled in seven catches for 107 yards, his second-straight game with at least 100 yards receiving.

The Orange defense stepped up on the final two Cavalier plays of the night as Anwar Sparrow and Eric Coley broke up back-to-back passes. Sparrow finished with two of the Orange's seven pass breakups. Syracuse finished with four sacks, including two from Caleb Okechukwu for 10 yards.

Score by Quarters

	1st	2nd	3rd	4th	Final
Syracuse	10	6	3	3	22
Virginia	0	0	13	7	20

Scoring Summary:


1st	12:18	SU	Shrader 17 yd rush (Szmyt kick)
			5-41 2:42, SU 7 - UVA 0
	1:00	SU	Szmyt 26 yd field goal
			11-61 4:17, SU 10 - UVA 0
2nd	14:15	SU	Szmyt 32 yd field goal
			4-14 1:32, SU 13 - UVA 0
	1:21	SU	Szmyt 28 yd field goal
			11-77 5:22, SU 16 - UVA 0
3rd	9:46	UVA	Thompson 1 yd rush (Bettridge kick)
			10-75 5:14, SU 16 - UVA 7
	9:26	UVA	Jones 4 yd rush (PAT blocked)
			2-13 00:14, SU 16 - UVA 13
	0:24	SU	Szmyt 40 yd field goal
			14-58 6:06, SU 19 - UVA 3
4th	5:51	UVA	Davis 4 yd pass (Bettridge kick)
			10-75 3:57, SU 19 - UVA 20
	1:14	SU	Szmyt 31 yd field goal
			11-62 4:37, SU 22 - UVA 20

	SU	UVA
FIRST DOWNS	21	17
RUSHES-YARDS (NET)	38-75	29-149
PASSING YDS (NET)	277	138
Passes Comp-Att-Int	22-33-1	19-38-1
TOTAL OFFENSE PLAYS-YARDS	71-352	67-287
Fumble Returns-Yards	1-5	0-0
Punt Returns-Yards	2-12	0-0
Kickoff Returns-Yards	2-70	4-101
Interception Returns-Yards	1-5	1-14
Punts (Number-Avg)	3-42	4-48
Fumbles-Lost	3-3	1-1
Penalties-Yards	12-91	12-105
Possession Time	34:50	25:10
Third-Down Conversions	5 of 15	3 of 12
Fourth-Down Conversions	0 of 0	1 of 3
Red-Zone Scores-Chances	5-5	3-3
Sacks By: Number-Yards	4-17	6-28

RUSHING: Syracuse - Tucker 21-60; Shrader 14-11.
Virginia - Jones 13-87, Armstrong 11-29, Hollins 2-22.

PASSING: Syracuse - Shrader 22-33-277.
Virginia - Armstrong 19-38-138.

RECEIVING: Syracuse - Gadsden 7-107, Tucker 5-45.
Virginia - Thompson 8-55, Wicks 10-42.

	
GAME #5 Oct. 1, 2022 // JMA Wireless Dome Attendance: 33,373	
SYRACUSE	59
WAGNER	0

SYRACUSE, N.Y. – Piling up well over 600 yards of offense, Syracuse football is 5-0 for the first time since 1987. The Orange ran for nearly 400 yards and a 59-0 win over Wagner.

For the fourth time in five games this season, Syracuse scored on its opening possession as Shrader punched in a 7-yard run to cap a 55-yard drive. On the next possession, Sean Tucker went for a 60-yard run, surpassing the 2,500 career yard mark along the way to put the Orange up 14-0. Tucker scored again with 48 seconds left, going from 4-yard out.

Four minutes into the second quarter, Shrader connected with Umari Hatcher for a 16-yard touchdown, the first catch and score of the young receiver's career. One drive later, Devaughn Cooper reeled in a 22-yard touchdown pass from Shrader. Thirty seconds later, Duce Chestnut grabbed a pick-six, the second interception-to-touchdown for Syracuse this season, putting the Orange up 42-0 midway through the second quarter. Tucker punched in his third touchdown of the day from six yards out and a 49-0 Syracuse lead going into halftime.

Allen put the Orange up 56-0 midway through the shortened quarter behind an 8-yard rush. On the next Syracuse possession, a 90 yard rush by Allen set up Szmyt for his only field goal of the day for a 59-0 final.

Score by Quarters

	1st	2nd	3rd	4th	Final
Syracuse	21	28	7	3	59
Wagner	0	0	0	0	0

Scoring Summary:


1st	12:18	SU	Shrader 1 yd rush (Szmyt kick)
			8-55 3:32, SU 7 - WAG 0
	5:32	SU	Tucker 60 yd run (Szmyt kick)
			5-84 1:53, SU 14 - WAG 0
	0:48	SU	Tucker 4 yd run (Szmyt kick)
			7-51 2:59, SU 21 - WAG 0
2nd	10:42	SU	Hatcher 16 yd pass (Szmyt kick)
			6-50 2:07, SU 28 - WAG 0
	7:03	SU	Cooper 22 yd pass (Szmyt kick)
			3-65 1:31, SU 35 - WAG 0
	6:33	SU	Chestnut 28 yd INT return (Szmyt kick)
			0-28 0:00, SU 42 - WAG 0
	3:01	SU	Tucker 6 yd run (Szmyt kick)
			4-41 2:10, SU 49 - WAG 0
3rd	5:34	SU	Allen 8 yd run (Szmyt kick)
			7-65 2:52, SU 56 - WAG 0
4th	8:04	SU	Szmyt 20 yd field goal
			5-93 7:02, SU 59 - WAG 0

	SU	WAG
FIRST DOWNS	26	4
RUSHES-YARDS (NET)	39-388	32-39
PASSING YDS (NET)	243	19
Passes Comp-Att-Int	18-18-0	2-6-1
TOTAL OFFENSE PLAYS-YARDS	57-631	38-50
Fumble Returns-Yards	0-0	0-0
Punt Returns-Yards	3-19	0-0
Kickoff Returns-Yards	1-23	2-34
Interception Returns-Yards	1-28	0-0
Punts (Number-Avg)	0-0	9-35.9
Fumbles-Lost	0-0	0-0
Penalties-Yards	8-75	3-25
Possession Time	30:49	29:11
Third-Down Conversions	6 of 9	2 of 11
Fourth-Down Conversions	1 of 1	0 of 0
Red-Zone Scores-Chances	7-8	0-0
Sacks By: Number-Yards	3-29	0-0

RUSHING: Syracuse - Tucker 23-232; Allen 4-112.
Wagner - Palmer-Smith 8-31, Spruill 9-18.

PASSING: Syracuse - Shrader 17-17-238.
Wagner - Kraft 2-6-19.

RECEIVING: Syracuse - Gadsden 4-66, Cooper 4-64.
Wagner - Jordan 1-15, Stafford 1-4.

	
GAME #6 Oct. 15, 2022 // JMA Wireless Dome Attendance: 49,705	
SYRACUSE	24
NC STATE	9

SYRACUSE, N.Y. – For the first time since 1987 and the third time since 1935, Syracuse football is 6-0.

For the fifth time in six games this season, the Orange scored on their opening drive. Syracuse had excellent field position after N.C. State put the game's opening kick out of bounds. Sean Tucker broke off a 38-yard run, passing Floyd Little for sixth all-time in career yards along the way. Two plays later, Garrett Shrader hit Oronde Gadsden II from 12 yards out for a 7-0 lead to set up the wire-to-wire win.

N.C. State chewed clock on its opening drive, capping a 12-play, 48-yard drive with a 20-yard field goal.

Andre Szmyt continued to add onto his record-setting career with a 22-yard field goal early in the second quarter, putting the Orange back up by seven with a 10-3 lead, a score that held up into halftime.

The Wolfpack used a drive of nearly eight minutes to open the third quarter with a 42-yard field goal, cutting the Orange lead to 10-6.

Syracuse put the lead out of reach late in the third quarter as Shrader found Gadsden II down the left side for the receiver's second-career multi-touchdown game.

Midway through the fourth quarter, N.C. State hit its third field goal of the day, trimming the Orange edge to 17-9.

With just over two minutes to play, Tucker sealed the deal with the final touchdown of the game, a 25-yard run for his 22nd career rushing touchdown, one shy of Jim Brown's mark of 23 which ranks 10th in program history.

Score by Quarters

	1st	2nd	3rd	4th	Final
Syracuse	7	3	7	7	24
NC State	3	0	3	3	9

Scoring Summary:


1st	12:56	SU	Gadsden 12 yd pass (Szmyt kick)
			5-65 2:04, SU 7 - NCS 0
	3:11	NCS	Dunn 20 yd field goal
			12-48 7:14, SU 7 - NCS 3
2nd	14:12	SU	Szmyt 22 yd field goal
			9-71 3:59, SU 10 - NCS 3
3rd	7:07	NCS	Dunn 42 yd field goal
			14-50 7:53, SU 10 - NCS 6
	1:28	SU	Gadsden 17 yd pass (Szmyt kick)
			13-78 5:34, SU 17 - NCS 6
4th	6:58	NCS	Dunn 36 yd field goal
			18-56 9:30, SU 17 - NCS 9
	2:20	SU	Tucker 25 yd run (Szmyt kick)
			9-65 4:38, SU 24 - NCS 9

	SU	NCS
FIRST DOWNS	20	16
RUSHES-YARDS (NET)	30-179	38-95
PASSING YDS (NET)	210	160
Passes Comp-Att-Int	16-25-2	18-31-0
TOTAL OFFENSE PLAYS-YARDS	55-389	69-255
Fumble Returns-Yards	0-0	0-0
Punt Returns-Yards	3-27	0-0
Kickoff Returns-Yards	1-19	0-0
Interception Returns-Yards	2-0	0-0
Punts (Number-Avg)	2-37.5	4-47.8
Fumbles-Lost	0-0	0-0
Penalties-Yards	7-60	7-50
Possession Time	24:54	35:06
Third-Down Conversions	4 of 8	5 of 16
Fourth-Down Conversions	1 of 1	3 of 4
Red-Zone Scores-Chances	3-4	3-4
Sacks By: Number-Yards	4-25	0-0

RUSHING: Syracuse - Tucker 14-98; Shrader 16-81.
NC State - Chambers 19-58, Houston 12-44.

PASSING: Syracuse - Shrader 16-25-210.
NC State - Chambers 18-30-160.

RECEIVING: Syracuse - Gadsden 8-141, Alford 1-34.
NC State - Lesane 4-39, Houston 3-29.

	GAME #7	
	Oct. 22, 2022 // Memorial Stadium Attendance: 81,500	
SYRACUSE		21
CLEMSON		27

CLEMSON, S.C. – No. 14 Syracuse's perfect start to the season came to an end Saturday as the Orange fell 27-21 at No. 5 Clemson.

The Tigers took a 7-0 lead midway through the first quarter as Will Shipley scored from one yard out, ending a 71-yard drive. Two minutes later, the Orange countered as Tucker reeled in a 12-yard pass from Shrader, capping a drive of just five plays across 75 yards.

The Mob came up big deep in the 'Cuse zone as Marlowe Wax punched the ball free from Clemson quarterback DJ Uiagalelei on the Syracuse 7-yard line. Ja'Had Carter picked up the ball and ran untouched for a 90-yard scoop and score.

Syracuse grabbed a 21-7 lead as Shrader scampered from seven yards out, wrapping up a three-minute drive. Clemson drove down and kicked a field goal to head into halftime down 21-10.

Clemson made it a one-score game early in the fourth quarter on a one-yard touchdown run from Phil Mafah. The Tigers took their first lead since the opening quarter as Shipley broke off a 50-yard run, setting up a 24-21 lead after a 2-point conversion.

Trailing 27-21 with 93 seconds left, the Orange had a chance late as Syracuse got the ball back after a Clemson field goal, but the Tigers sealed it with an interception in the final moments of the game.

Score by Quarters

	1st	2nd	3rd	4th	Final
Syracuse	7	14	0	0	21
Clemson	7	3	0	17	27

Scoring Summary:

1st	7:45	CLE	Shipley 1 yd run (Potter kick)
			7-71 2:46, SU 0 - CLE 7
	5:30	SU	Tucker 12 yd pass (Szmyt kick)
			5-75 2:15, SU 7 - CLE 7
2nd	9:14	SU	Carter 90 yd fumble return (Szmyt kick)
			SU 14 - CLE 7
	1:53	SU	Shrader 7 yd run (Szmyt kick)
			8-68 2:47, SU 21 - CLE 7
	5:01	CLE	Potter 44 yd field goal
			10-49 1:46, SU 21 - CLE 10
4th	13:46	CLE	Mafah 1 yd run (Potter kick)
			15-80 6:07, SU 21 - CLE 17
	11:26	CLE	Shipley 50 yd run (Potter Kick)
			2-61 0:23, SU 21 - CLE 24
	1:33	CLE	Potter 44 yd field goal
			10-49 2:23, SU 21 - CLE 27

	SU	CLE
FIRST DOWNS	17	27
RUSHES-YARDS (NET)	28-124	60-293
PASSING YDS (NET)	167	157
Passes Comp-Att-Int	18-26-1	15-25-2
TOTAL OFFENSE PLAYS-YARDS	54-291	85-450
Fumble Returns-Yards	1-91	0-0
Punt Returns-Yards	1-8	3-24
Kickoff Returns-Yards	0-0	2-53
Interception Returns-Yards	0-0	0-0
Punts (Number-Avg)	7-43.9	2-52.5
Fumbles-Lost	0-0	2-2
Penalties-Yards	10-88	6-50
Possession Time	26:06	33:54
Third-Down Conversions	3 of 11	5 of 15
Fourth-Down Conversions	0 of 1	2 of 3
Red-Zone Scores-Chances	2-2	3-4
Sacks By: Number-Yards	2-22	5-25

RUSHING: Syracuse - Shrader 21-102; Tucker 5-57
Clemson - Shipley 27-172; Mafah 18-94

PASSING: Syracuse - Shrader 18-26-167
Clemson - Uiagalelei 13-21-138; Klubnik 2-4-19.

RECEIVING: Syracuse - Gadsden 6-86; Tucker 5-18.
Clemson - Ngata 3-50; Allen 3-50.

TEAM STATS

Team Statistics

	SU	OPP
Scoring	237	106
Points per game	33.9	15.1
Points Off Turnovers	38	6
First Downs	158	114
Rushing	65	54
Passing	79	51
Penalty	14	9
Rushing Yardage	1255	863
Yards gained rushing	1403	1063
Yards lost rushing	148	200
Rushing attempts	261	238
Average per rush	4.8	3.6
Average per game	179.3	123.3
TDs Rushing	13	8
Passing Yardage	1626	1211
Comp-Att-Int	126-183-4	126-198-7
Average per pass	8.9	6.1
Average per catch	12.9	9.6
Average per game	232.3	173.0
TDs Passing	13	5
Total offense	2881	2074
Total plays	444	436
Average per play	6.5	4.8
Average per game	411.6	296.3
Kick returns: #-Yards	7-186	17-374
Punt returns: #-Yards	17-105	8-54
Int returns: #-Yards	7-80	4-14
Kick return average	26.6	22.0
Punt return average	6.2	6.8
Int return average	11.4	3.5
Fumbles-Lost	5-3	8-6
Penalties-Yards	67-510	51-439
Average per game	72.9	62.7
Punts-Yards	22-935	31-1304
Average per punt	42.5	42.1
Net punt average	37.4	38.7
Kickoffs-Yards	48-2999	26-1642
Average per kick	62.5	63.2
Net kick average	39.4	37.2
Time of possession / game	29:49	29:19
3rd-down conversion	34/79	34/94
3rd-down pct	43%	36%
4rd-down conversion	3/5	7/15

2022 INDIVIDUAL STATS

Player	gp	att	gain	loss	net	avg	td	lg	avg/g
Sean Tucker	7	129	718	20	698	5.4	6	60	99.7
Garrett Shrader	7	99	486	115	371	3.7	6	25	53.0
LeQuint Allen	7	16	139	1	138	8.6	1	90	19.7
Juwaun Price	3	5	32	0	32	6.4	0	18	10.7
Carlos Del Rio-Wilson	4	4	24	0	24	6.0	0	11	6.0
Courtney Jackson	7	1	4	0	4	4.0	0	4	0.6
Team	7	7	0	12	-12	-1.7	0	0	-1.7
Total	7	261	1403	148	1255	4.8	13	90	179.3
Opponents	7	238	1063	200	863	3.6	8	50	123.3

Passing

Player	gp	effc	comp-att-int	pct	yds	td	lg	avg/g
Garrett Shrader	7	164.9	123-177-4	69.5	1594	13	55	227.7
Carlos Del Rio-Wilson	4	113.8	3-5-0	60.0	32	0	22	8.0
LeQuint Allen	7	0.0	0-1-0	0.0	0	0	0	0.0
Total	7	162.6	126-183-4	68.9	1626	13	55	232.3
Opponents	7	115.8	126-198-7	63.6	1200	5	56	171.4

Receiving

Player	gp	no.	yds	avg	td	lg	avg/g
Oronde Gadsden II	7	37	599	16.2	5	46	85.6
Sean Tucker	7	28	210	7.5	2	55	30.0
Devaughn Cooper	7	17	227	13.4	1	25	32.4
Courtney Jackson	7	12	168	14.0	1	24	24.0
Trebor Pena	6	11	103	9.4	0	29	17.2
Damien Alford	7	6	138	23.0	1	47	19.7
Isaiah Jones	3	4	60	15.0	1	25	20.0
Maximilian Mang	7	3	18	6.0	0	8	2.6
LeQuint Allen	7	3	9	3.0	0	7	1.3
Anthony Queeley	2	1	12	12.0	0	12	6.0
D'Marcus Adams	3	1	39	39.0	1	39	13.0
C.J. Hayes	6	1	5	5.0	0	5	0.8
Dan Villari	2	1	22	22.0	0	22	11.0
Umari Hatcher	4	1	16	16.0	1	16	4.0
Total	7	126	1626	12.9	13	55	232.3
Opponents	7	126	1200	9.5	5	56	171.4

Player	no.	yds	avg	td	lg
Trebor Pena	13	92	7.1	0	17
Courtney Jackson	3	13	4.3	0	12
Bralyn Oliver	1	0	0.0	0	0
Total	17	105	6.2	0	17
Opponents	8	54	6.8	0	22

Interceptions

Player	no.	yds	avg	td	lg
Garrett Williams	2	5	2.5	0	5
Caleb Okechukwu	1	17	17.0	1	17
Ja'Had Carter	1	0	0.0	0	0
Jason Simmons Jr.	1	0	0.0	0	0
Duce Chestnut	1	28	28.0	1	28
Derek McDonald	1	30	30.0	0	30
Total	7	80	11.4	2	30
Opponents	4	14	3.5	0	14

Kick Returns

Player	no.	yds	avg	td	lg
Trebor Pena	5	138	27.6	0	57
Courtney Jackson	1	27	27.0	0	27
Marlowe Wax	1	21	21.0	0	21
Total	7	186	26.6	0	57
Opponents	17	374	22.0	0	32

Fumble Returns

Player	no.	yds	avg	td	lg
Marlowe Wax	2	0	0.0	0	0
Mikel Jones	1	0	0.0	0	0
Steve Linton	1	0	0.0	0	0
Garrett Williams	1	5	5.0	0	5
Ja'Had Carter	1	90	90.0	1	90
Total	6	95	15.8	1	90
Opponents	3	0	0.0	0	0

SYRACUSE GAME-BY-GAME

Date	Opponent	Rushing				Receiving				Passing				Kick Returns				Punt Returns				tot	
		no.	yds	td	lg	no.	yds	td	lg	cmp	att	int	yds	td	lg	no.	yds	td	lg	no.	yds	td	lg
09/03/2022	Louisville	40	208	2	24	19	241	2	55	19-26-0	241	2	55	0	0	0	0	2	21	0	17	449	
09/10/2022	at UConn	51	156	3	13	20	307	3	47	20-25-0	307	3	47	2	47	0	26	3	5	0	5	463	
09/17/2022	Purdue	35	125	0	15	13	181	3	46	13-30-0	181	3	46	1	27	0	27	3	13	0	12	306	
09/23/2022	Virginia	38	75	1	17	22	277	0	29	22-33-1	277	0	29	2	70	0	57	2	12	0	12	352	
10/01/2022	Wagner	39	388	5	90	18	243	2	32	18-18-0	243	2	32	1	23	0	23	3	19	0	10	631	
10/15/2022	NC State	30	179	1	38	16	210	2	36	16-25-2	210	2	36	1	19	0	19	3	27	0	10	389	
10/22/2022	at Clemson	28	124	1	25	18	167	1	25	18-26-1	167	1	25	0	0	0	0	1	8	0	8	291	
Syracuse		261	1255	13	90	126	1626	13	55	126-183-4	1626	13	55	7	186	0	57	17	105	0	17	2881	
Opponents		238	863	8	50	126	1211	5	56	126-198-7	1211	5	56	17	374	0	32	8	54	0	22	2074	

Syracuse Averages

Games	Avg/ rush	Avg/ catch	Pass effc	KR avg	PR avg	All purpose avg/game	Total offense avg/game
7	4.8	12.9	162.6	26.6	6.2	464.6	411.6

Date	Opponent	Tackles				Sacks	Fumble		Pass Defense			blkd kick	PAT attempts			off		
		ua	a	total	tfl-yds		ff	fr-yds	int-yds	qbh	brup		kick	rush	rcv	saf	t/o	pts
09/03/2022	Louisville	42	18	60	7.0-24	3-13	2	1-0	2-30	2	0	0	4-4	0	0	0	7	31
09/10/2022	at UConn	31	26	57	8.0-36	2-14	1	2-0	0-0	1	0	0	6-6	0	0	0	7	48
09/17/2022	Purdue	36	36	72	3.0-15	1-6	0	0-0	1-17	8	5	1	3-3	1	0	0	7	32
09/23/2022	Virginia	41	14	55	6.0-20	4-17	1	1-5	1-5	8	7	1	1-1	0	0	0	3	22
10/01/2022	Wagner	23	26	49	9.0-43	3-29	0	0-0	1-28	1	1	0	8-8	0	0	0	7	59
10/15/2022	NC State	38	28	66	7.0-34	3-18	0	0-0	0-0	3	3	0	3-3	0	0	0	0	24
10/22/2022	at Clemson	57	36	93	4.0-33	2-22	2	2-90	2-0	1	3	0	3-3	0	0	0	7	21
Syracuse		268	184	452	44.0-205	18-119	6	6-95	7-80	24	19	2	28-28	1	0	0	38	237
Opponents		281	152	433	35.0-138	18-107	3	3-0	4-14	11	21	0	8-10	0	1	0	6	106

Date	Opponent	Punting										Field Goals			Kickoffs				
		no.	yds	avg	long	blkd	tb	fc	50+	i20	md-att	long	blkd	no.	yds	avg	tb	ob	
09/03/2022	Louisville	3	124	41.3	49	0	0	2	0	2	1-1	31	0	7	384	54.9	1	0	
09/10/2022	at UConn	1	43	43.0	43	0	0	0	0	0	2-2	28	0	9	571	63.4	4	0	
09/17/2022	Purdue	6	260	43.3	52	0	1	2	1	1	1-2	50	0	6	360	60.0	6	0	
09/23/2022	Virginia	3	126	42.0	44	0	0	2	0	0	5-5	40	0	7	453	64.7	3	0	
10/01/2022	Wagner	0	0	0.0	0	0	0	0	0	0	1-1	20	0	10	654	65.4	7	0	
10/15/2022	NC State	2	75	37.5	39	0	1	0	0	0	1-1	22	0	5	325	65.0	5	0	
10/22/2022	at Clemson	7	307	43.9	55	0	1	2	1	2	0-0	0	0	4	252	63.0	2	0	
Syracuse		22	935	42.5	55	0	3	8	2	5	11-12	50	0	48	2999	62.5	28	0	
Opponents		31	1304	42.1	59	0	0	8	6	9	6-9	44	0	26	1642	63.2	16	3	

2022 OPPONENT GAME-BY-GAME

Date	Opponent	Rushing				Receiving				Passing				Kick Returns				Punt Returns				tot off
		no.	yds	td	lg	no.	yds	td	lg	cmp-att-int	yds	td	lg	no.	yds	td	lg	no.	yds	td	lg	
09/03/2022	Louisville	31	137	1	36	17	197	0	45	17-23-2	197	0	45	5	111	0	28	1	-1	0	0	334
09/10/2022	at UConn	27	97	1	28	16	105	1	56	16-19-0	105	1	56	4	75	0	21	2	10	0	8	202
09/17/2022	Purdue	21	61	1	15	39	424	3	55	39-56-1	424	3	55	0	0	0	0	2	21	0	22	485
09/23/2022	Virginia	29	149	2	28	19	138	1	13	19-38-1	138	1	13	4	101	0	29	0	0	0	0	287
10/01/2022	Wagner	32	31	0	11	2	19	0	15	2-6-1	19	0	15	2	34	0	18	0	0	0	0	50
10/15/2022	NC State	38	95	0	13	18	160	0	21	18-31-0	160	0	21	0	0	0	0	0	0	0	0	255
10/22/2022	at Clemson	60	293	3	50	15	168	0	41	15-25-2	168	0	41	2	53	0	32	3	24	0	18	461
Opponents		238	863	8	50	126	1211	5	56	126-198-7	1211	5	56	17	374	0	32	8	54	0	22	2074
Syracuse		261	1255	13	90	126	1626	13	55	126-183-4	1626	13	55	7	186	0	57	17	105	0	17	2881

Opponents Averages

Games	Avg/ rush	Avg/ catch	Pass effc	KR avg	PR avg	All purpose avg/game	Total offense avg/game
7	3.6	9.6	116.3	22.0	6.8	359.4	296.3

Date	Opponent	Tackles				Sacks no-yds	Fumble ff fr-yds		Pass Defense int-yds qbh brup			blkd kick	PAT attempts kick rush rcv			off saf t/o pts		
		ua	a	total	tfl-yds													
09/03/2022	Louisville	44	12	56	7.0-16	2-9	0	0-0	0-0	0	2	0	1-1	0	0	0	0	7
09/10/2022	at UConn	31	60	91	5.0-41	3-39	0	0-0	0-0	2	0	0	2-2	0	0	0	0	14
09/17/2022	Purdue	36	18	54	3.0-7	2-6	0	0-0	0-0	3	7	0	2-3	0	0	0	0	29
09/23/2022	Virginia	52	22	74	8.0-30	6-28	3	3-0	1-14	1	4	0	2-3	0	0	0	6	20
10/01/2022	Wagner	45	8	53	0.0-0	0-0	0	0-0	0-0	0	0	0	0-0	0	0	0	0	0
10/15/2022	NC State	35	20	55	3.0-8	0-0	0	0-0	2-0	4	3	0	0-0	0	0	0	0	9
10/22/2022	at Clemson	38	12	50	9.0-36	5-25	0	0-0	1-0	1	5	0	1-1	0	1	0	0	27
Opponents		281	152	433	35.0-138	18-107	3	3-0	4-14	11	21	0	8-10	0	1	0	6	106
Syracuse		268	184	452	44.0-205	18-119	6	6-95	7-80	24	19	2	28-28	1	0	0	38	237

Date	Opponent	Punting										Field Goals md-att long blkd			Kickoffs			
		no.	yds	avg	long	blkd	tb	fc	50+	i20					no.	yds	avg	tb ob
09/03/2022	Louisville	3	137	45.7	54	0	0	0	1	2	0-0	0	0	2	115	57.5	2	0
09/10/2022	at UConn	6	236	39.3	49	0	0	2	0	0	0-0	0	0	3	189	63.0	1	0
09/17/2022	Purdue	3	120	40.0	44	0	0	0	0	1	1-2	41	0	6	382	63.7	4	1
09/23/2022	Virginia	4	192	48.0	59	0	0	1	1	2	0-2	0	0	4	258	64.5	2	0
10/01/2022	Wagner	9	323	35.9	45	0	0	4	0	2	0-0	0	0	1	58	58.0	0	0
10/15/2022	NC State	4	191	47.8	56	0	0	1	2	0	3-3	42	0	4	250	62.5	1	2
10/22/2022	at Clemson	2	105	52.5	54	0	0	0	2	2	2-2	44	0	6	390	65.0	6	0
Opponents		31	1304	42.1	59	0	0	8	6	9	6-9	44	0	26	1642	63.2	16	3
Syracuse		22	935	42.5	55	0	3	8	2	5	11-12	50	0	48	2999	62.5	28	0

PASSING GAME-BY-GAME

#6 Garrett Shrader	Comp	Att	Int	Pct	Yards	TD	Long	Sacked	Effic.
Louisville	18	25	0	72.0	236	2	55	2-9	177.7
UConn	19	22	0	86.4	285	3	47	3-39	240.2
Purdue	13	29	0	44.8	181	3	46	2-6	131.4
Virginia	22	33	1	66.7	277	0	29	6-28	131.1
Wagner	17	17	0	100.0	238	2	32	0-0	256.4
NC State	16	25	2	64.0	210	2	36	0-0	145.0
Clemson	18	26	1	69.2	167	1	25	5-25	128.2
Totals	123	177	4	69.5	1594	13	55	18-107	164.9

#16 Carlos Del Rio-Wilson	Comp	Att	Int	Pct	Yards	TD	Long	Sacked	Effic.
Louisville	1	1	0	100.0	5	0	5	0-0	142.0

RUSHING GAME-BY-GAME

Rushing

Player	No-Yds/TD	LOU	UConn	Purdue	UVa	WC	NCSU	CU
Sean Tucker	129-698/6	21-100/1	27-112/1	18-42/0	21-60/0	23-232/3	14-98/1	5-54/0
Garrett Shrader	99-371/6	16-94/1	13-24/2	17-83/0	14-11/1	2-7/1	16-81/0	21-71/1
LeQuint Allen	16-138/1	3-14/0	7-10/0	-	1-1/0	4-112/1	-	1-1/0
Juwaun Price	5-32/0	DNP	DNP	-	DNP	5-32/0	DNP	-
Carlos Del Rio-Wilson	4-24/0	-	2-13/0	-	DNP	2-11/0	DNP	DNP
Courtney Jackson	1-4/0	-	-	-	1-4/0	-	-	-

RECEIVING GAME-BY-GAME

Receiving

Player	No-Yds/TD	LOU	UConn	Purdue	UVa	WC	NCSU	CU
Oronde Gadsden II	37-599/5	3-36/1	3-45/0	6-112/2	7-113/0	4-66/0	8-141/2	6-86/0
Sean Tucker	28-210/2	6-84/1	4-17/0	2-23/0	5-39/0	2-15/0	4-14/0	5-18/1
Devaughn Cooper	17-227/1	4-60/0	2-25/0	1-11/0	2-27/0	4-64/1	2-13/0	2-27/0
Courtney Jackson	12-168/1	2-35/0	3-40/1	2-23/0	2-28/0	3-42/0	-	-
Trebor Pena	11-103/0	1--1/0	3-43/0	DNP	2-41/0	1-6/0	-	4-14/0
Damien Alford	6-138/1	-	1-47/1	-	2-18/0	1-17/0	1-34/0	1-22/0
Isaiah Jones	4-60/1	1-25/0	1-23/0	2-12/1	DNP	DNP	DNP	DNP
Maximilian Mang	3-18/0	-	1-6/0	-	1-4/0	-	1-8/0	-
LeQuint Allen	3-9/0	2-2/0	-	-	1-7/0	-	-	-
D'Marcus Adams	1-39/1	DNP	1-39/1	DNP	DNP	-	DNP	-
Dan Villari	1-22/0	DNP	1-22/0	DNP	DNP	-	DNP	DNP
Umari Hatcher	1-16/1	DNP	DNP	DNP	-	1-16/1	-	-
Anthony Queeley	1-12/0	DNP	DNP	DNP	DNP	1-12/0	-	DNP
C.J. Hayes	1-5/0	-	-	-	-	1-5/0	-	DNP

RETURNS GAME-BY-GAME

Punt Returns

Player	No-Yds	LOU	UConn	Purdue	UVa	WC	NCSU	CU
Trebor Pena	13-92	2-21	2-5	DNP	2-12	3-19	3-27	1-8
Courtney Jackson	3-13	-	1-0	2-13	-	-	-	-
Bralyn Oliver	1-0	-	DNP	1-0	DNP	-	DNP	-

Kick Returns

Player	No-Yds	LOU	UConn	Purdue	UVa	WC	NCSU	CU
Trebor Pena	5-138	-	1-26	DNP	2-70	1-23	1-19	-
Courtney Jackson	1-27	-	-	1-27	-	-	-	-
Marlowe Wax	1-21	-	1-21	-	-	-	-	-

Interceptions Returns

Player	No-Yds	LOU	UConn	Purdue	UVa	WC	NCSU	CU
Garrett Williams	2-5	1-0	-	-	1-5	-	-	DNP
Derek McDonald	1-30	1-30	-	-	DNP	DNP	-	-
Duce Chestnut	1-28	-	-	-	-	1-28	-	-
Caleb Okechukwu	1-17	-	-	1-17	-	-	-	-
Ja'Had Carter	1-0	-	-	-	-	-	-	1-0
Jason Simmons Jr.	1-0	DNP	-	-	-	-	-	1-0

Fumble Returns

Player	No-Yds	LOU	UConn	Purdue	UVa	WC	NCSU	CU
Marlowe Wax	2-0	-	1-0	-	-	-	-	1-0
Ja'Had Carter	1-00	-	-	-	-	-	-	1-00

TACKLES GAME-BY-GAME

Total Tackles

Player	S-A	Total	LOU	UConn	Purdue	UVa	WC	NCSU	CU
Mikel Jones	31-22	53	6-3	3-3	4-7	8-0	-	3-4	7-5
Marlowe Wax	28-17	45	7-3	1-1	5-2	2-3	3-1	7-3	3-4
Garrett Williams	23-8	31	8-1	4-3	8-2	1-1	1-0	1-1	DNP
Kevon Darton	14-14	28	1-1	0-1	2-5	1-1	1-3	3-3	6-0
Derek McDonald	14-13	27	0-1	1-3	3-2	DNP	DNP	5-4	5-3
Alijah Clark	14-10	24	2-1	4-3	2-1	2-2	1-0	2-1	1-2
Justin Barron	11-13	24	1-0	0-3	2-4	3-0	-	3-4	2-2
Ja'Had Carter	14-7	21	2-1	3-2	2-1	-	1-0	-	6-3
Duce Chestnut	15-5	20	2-0	0-1	3-3	5-0	1-0	2-1	2-0
Caleb Okechukwu	13-6	19	0-1	1-0	2-0	3-0	1-1	2-1	4-3
Isaiah Johnson	13-4	17	2-0	1-0	-	-	-	4-1	6-3
Jatius Geer	4-13	17	-	DNP	0-3	2-2	0-3	1-4	1-1
Steve Linton	8-7	15	3-3	1-0	1-1	1-0	1-1	-	1-2
Leon Lowery	10-4	14	-	DNP	-	2-0	4-3	2-0	2-1
Rob Hanna	8-5	13	-	1-2	-	2-1	1-0	DNP	4-2
Anwar Sparrow	6-6	12	1-0	1-0	-	3-2	1-2	DNP	0-2
Jason Simmons Jr.	6-4	10	DNP	3-1	0-1	1-2	-	1-0	1-0
Jeremiah Wilson	6-3	9	1-0	1-1	-	-	-	2-1	2-1
Terry Lockett	5-3	8	1-1	0-1	2-1	2-0	DNP	DNP	DNP
Austin Roon	4-3	7	-	1-1	-	1-0	2-2	-	DNP
Kadin Bailey	4-2	6	1-0	2-0	-	-	1-2	-	-
Kevin Jobity Jr.	3-2	5	DNP	DNP	DNP	DNP	1-2	DNP	2-0
Elijah Fuentes-Cundiff	2-3	5	DNP	DNP	DNP	1-0	0-1	-	1-2
Malcolm Folk	3-1	4	DNP	3-0	DNP	DNP	0-1	DNP	DNP
Chase Simmons	1-3	4	1-0	DNP	0-3	DNP	DNP	DNP	DNP
Bralyn Oliver	2-1	3	-	DNP	-	DNP	2-1	DNP	-
Eric Coley	2-1	3	1-0	DNP	-	-	1-1	DNP	DNP
Stefon Thompson	1-2	3	1-2	DNP	DNP	DNP	DNP	DNP	DNP
Denis Jaquez Jr.	1-1	2	1-0	-	-	-	0-1	DNP	DNP
Christopher Bleich	1-0	1	-	-	-	1-0	-	-	-
Brady Denaburg	1-0	1	DNP	-	-	-	-	-	1-0
Francois Nulton Jr.	0-1	1	DNP	DNP	DNP	DNP	0-1	DNP	DNP

TACKLES FOR LOSS GAME-BY-GAME

Player	UA-A	Total	LOU	UConn	Purdue	UVa	WC	NCSU	CU
Marlowe Wax	6-1	6.5	2.5-6	1.0-12	-	1.0-2	1.0-3	-	1.0-7
Leon Lowery	5-1	5.5	-	DNP	-	1.0-5	3.5-9	1.0-7	-
Steve Linton	4-3	5.5	2.0-6	-	-	1.0-1	1.5-17	-	1.0-11
Mikel Jones	4-3	5.5	1.0-7	1.5-8	1.5-8	-	-	1.5-12	-
Caleb Okechukwu	4-3	5.5	0.5-1	1.0-1	-	2.0-10	0.5-2	0.5-3	1.0-4
Kevon Darton	2-1	2.5	-	-	1.5-7	-	-	1.0-3	-
Jeremiah Wilson	1-1	1.5	-	1.5-6	-	-	-	-	-
Kevin Jobity Jr.	1-1	1.5	DNP	DNP	DNP	DNP	0.5-1	DNP	1.0-11
Garrett Williams	1-1	1.5	-	1.0-2	-	-	-	0.5-2	DNP
Anwar Sparrow	1-1	1.5	-	1.0-4	-	-	0.5-2	DNP	-
Jatius Geer	1-1	1.5	-	DNP	-	-	-	1.5-6	-
Duce Chestnut	1-0	1.0	-	-	-	-	-	1.0-1	-
Justin Barron	1-0	1.0	-	-	-	1.0-2	-	-	-
Derek McDonald	0-2	1.0	0.5-2	0.5-2	-	DNP	DNP	-	-
Malcolm Folk	0-1	0.5	DNP	-	DNP	DNP	0.5-1	DNP	DNP
Ja'Had Carter	0-1	0.5	-	0.5-1	-	-	-	-	-
Denis Jaquez Jr.	0-1	0.5	-	-	-	-	0.5-8	DNP	DNP
Stefon Thompson	0-1	0.5	0.5-2	DNP	DNP	DNP	DNP	DNP	DNP
Francois Nolton Jr.	0-1	0.5	DNP	DNP	DNP	DNP	0.5-0	DNP	DNP

SACKS GAME-BY-GAME

Player	UA-A	Total	LOU	UConn	Purdue	UVa	WC	NCSU	CU
Steve Linton	3-1	3.5	1-3	-	-	-	1.5-17	-	1-11
Caleb Okechukwu	2-3	3.5	0.5-1	-	-	2-10	0.5-2	0.5-3	-
Mikel Jones	3-0	3	1-7	-	1-6	-	-	1-9	-
Marlowe Wax	2-1	2.5	0.5-2	1-12	-	1-2	-	-	-
Jatius Geer	1-1	1.5	-	DNP	-	-	-	1.5-6	-
Garrett Williams	1-0	1	-	1-2	-	-	-	-	DNP
Leon Lowery	1-0	1	-	DNP	-	1-5	-	-	-
Kevin Jobity Jr.	1-0	1	DNP	DNP	DNP	DNP	-	DNP	1-11
Anwar Sparrow	0-1	0.5	-	-	-	-	0.5-2	DNP	-
Denis Jaquez Jr.	0-1	0.5	-	-	-	-	0.5-8	DNP	DNP

KICKING GAME-BY-GAME

Opponent	Andre Szmyt FG-FGA/Yds (Miss)	PATs
Louisville	1-1/31	4-4
UConn	2-2/27, 28	6-6
Purdue	1-2/50, (41)	3-3
Virginia	5-5/26, 32, 28, 40, 31	1-1
Wagner	1-1/20	8-8
NC State	1-1/22	3-3
Clemson	0-0	3-3
Notre Dame		
Pittsburgh		
Florida State		
Wake Forest		
Boston College		

PUNTING GAME-BY-GAME

Opponent	Max Von Marburg No. - Yds - Avg. - I20
Louisville	3 - 124 - 41.3 - 2
UConn	2 - 85 - 42.5 - 0
Purdue	6 - 260 - 43.3 - 1
Virginia	3 - 126 - 42.0 - 0
Wagner	0 - 0 - 0.0 - 0
NC State	2 - 75 - 37.5 - 0
Clemson	7 - 307 - 43.9 - 1
Notre Dame	
Pittsburgh	
Florida State	
Wake Forest	
Boston College	

STARTING LINEUPS

OFFENSE

Opponent	QB	RB	TE/WR	TE	WR	WR	LT	LG	C	RG	RT
Louisville	Shrader	Tucker	Elmore	Gadsden	Jackson	Alford	Bergeron	Ellis	Vettorello	Bleich	Davis
UConn	Shrader	Tucker	Mang	Gadsden	Cooper	Alford	Bergeron	Ellis	Vettorello	Bleich	Davis
Purdue	Shrader	Tucker	Hoeh	Gadsden	Cooper	Jackson	Bergeron	Ellis	Vettorello	Bleich	Davis
Virginia	Shrader	Tucker	Pena	Gadsden	Cooper	Alford	Bergeron	Ellis	Vettorello	Bleich	Davis
Wagner	Shrader	Tucker	Hoeh	Gadsden	Cooper	Jackson	Bergeron	Ellis	Vettorello	Bleich	Davis
NC State	Shrader	Tucker	Cooper	Gadsden	Jackson	Alford	Bergeron	Ellis	Vettorello	Bleich	Davis
Clemson	Shrader	Tucker	Mang	Gadsden	Cooper	Alford	Bergeron	Ellis	Vettorello	Bleich	Davis
Notre Dame											
Pittsburgh											
Florida State											
Wake Forest											
Boston College											

DEFENSE

Opponent	DE	NT	DT	LB	LB	LB	CB	CB	BS	FS	ROV
Louisville	Okechukwu	Darton	Geer	Thompson	Jones	Wax	Williams	Chestnut	Carter	Clark	Barron
UConn	Okechukwu	Lockett	Linton	McDonald	Jones	Wax	Williams	Chestnut	Carter	Clark	Barron
Purdue	Okechukwu	Darton	Geer	McDonald	Jones	Wax	Williams	Chestnut	Carter	Clark	Barron
Virginia	Okechukwu	Lockett	Geer	Sparrow	Jones	Wax	Williams	Chestnut	Carter	Clark	Barron
Wagner	Okechukwu	Darton	Geer	Sparrow	Jones	Wax	Williams	Chestnut	Simmons	Clark	Coley
NC State	Okechukwu	Darton	Geer	McDonald	Jones	Wax	Williams	Chestnut	Carter	Clark	Barron
Clemson	Okechukwu	Darton	Geer	McDonald	Jones	Wax	Johnson	Chestnut	Carter	Clark	Barron
Notre Dame											
Pittsburgh											
Florida State											
Wake Forest											
Boston College											

TAKEAWAYS/GIVEAWAYS

Opponent	Fum	Int	Tot	Fum	Int	Tot	Dif
Louisville	1	2	3	0	0	0	+3
UConn	2	0	2	0	0	0	+2
Purdue	0	1	1	0	0	0	+1
Virginia	1	1	2	3	1	4	-2
Wagner	0	1	1	0	0	0	+1
NC State	0	0	0	0	2	2	-2
Clemson	2	2	4	0	1	1	+3
Notre Dame							
Pittsburgh							
Florida State							
Wake Forest							
Boston College							

COIN FLIPS

Opponent	Flip	Result
Louisville	Lost (O)	W, 31-7
UConn	Lost (O)	W, 48-14
Purdue	Won (O)	W, 32-29
Virginia	Lost (O)	W, 22-20
Wagner	Won (O)	W, 59-0
NC State	Lost (O)	W, 24-9
Clemson	Lost (O)	L, 27-21
Notre Dame		
Pittsburgh		
Florida State		
Wake Forest		
Boston College		

Totals: 5 lost, 2 won

OPENING DRIVES

Opponent	1st Half	2nd Half
Louisville	FG	Punt
UConn	TD	TD
Purdue	Punt	Punt
Virginia	TD	Fumb
Wagner	TD	TD
NC State	TD	INT
Clemson	Downs	Punt
Notre Dame		
Pittsburgh		
Florida State		
Wake Forest		
Boston College		

1st Half Totals

Punts: 1
Touchdowns: 4
Turnovers: 0
Turnover on Downs: 1
Field Goals: 1

2nd Half Totals

Punts: 3
Touchdowns: 2
Turnovers: 2
Turnover on Downs: 0
Field Goals: 0

OPENING DEFENSE DRIVES

Opponent	1st Half	2nd Half
Louisville	Punt	Punt
UConn	Punt	Fumb
Purdue	Downs	Punt
Virginia	Punt	TD
Wagner	Punt	Punt
NC State	Punt	FG
Clemson	TD	Punt
Notre Dame		
Pittsburgh		
Florida State		
Wake Forest		
Boston College		

1st Half Totals

Punts: 5
Touchdowns: 1
Turnovers: 0
Turnover on Downs: 1
Field Goals: 0

2nd Half Totals

Punts: 4
Touchdowns: 1
Turnovers: 1
Turnover on Downs: 0
Field Goals: 1

OFFENSIVE SCORING DRIVES

Syracuse

Game	Qtr	Pts	Plays	Yds	TOP	How
Louisville	1	3	11	62	5:14	Szmyt 31 field goal
Louisville	1	7	5	87	1:46	Tucker 55 pass
Louisville	2	7	12	75	5:45	Tucker 4 run
Louisville	4	7	4	13	2:20	Gadsden 8 pass
Louisville	4	7	7	25	3:45	Shrader 6 run
UConn	1	7	12	69	4:52	Shrader 1 run
UConn	1	3	9	42	3:29	Szmyt 27 field goal
UConn	1	7	4	61	1:38	Alford 47 pass
UConn	2	3	12	63	6:37	Szmyt 28 field goal
UConn	2	7	10	64	3:19	Jackson 18 pass
UConn	3	7	6	30	2:58	Tucker 2 run
UConn	3	7	8	75	3:57	Shrader 7 run
UConn	4	7	1	39	0:06	Adams 39 pass
Purdue	1	3	9	59	3:22	Szmyt 50 field goal
Purdue	3	7	16	84	6:39	Jones 3 pass
Purdue	4	8	6	75	3:08	Gadsden 46 pass
Purdue	4	7	5	50	0:38	Gadsden 25 pass
Virginia	1	7	5	41	2:42	Shrader 17 run
Virginia	1	3	11	61	4:17	Szmyt 26 field goal
Virginia	2	3	4	14	1:32	Szmyt 32 field goal
Virginia	2	3	11	77	5:22	Szmyt 28 field goal
Virginia	3	3	14	58	6:06	Szmyt 40 field goal
Virginia	4	3	11	62	4:37	Szmyt 31 field goal
Wagner	1	7	8	55	3:32	Shrader 1 run
Wagner	1	7	5	84	1:53	Tucker 60 run
Wagner	1	7	7	51	2:59	Tucker 4 run
Wagner	2	7	6	50	2:07	Hatcher 16 pass
Wagner	2	7	3	65	1:31	Cooper 22 pass
Wagner	2	7	4	41	2:10	Tucker 6 run
Wagner	3	7	7	65	2:52	Allen 8 run
Wagner	4	3	5	93	7:02	Szmyt 20 field goal
NC State	1	7	5	65	2:04	Gadsden 12 pass
NC State	2	3	9	71	3:59	Szmyt 22 field goal
NC State	3	7	13	78	5:34	Gadsden 17 pass
NC State	4	7	9	65	4:38	Tucker 25 run
Clemson	1	7	5	75	2:15	Tucker 12 pass
Clemson	2	7	8	68	2:47	Shrader 7 run

Opponents

Game	Qtr	Pts	Plays	Yds	TOP	How
Louisville	1	7	7	70	3:44	Evans 22 run
UConn	2	7	9	79	5:02	Houston 28 run
UConn	3	7	6	75	3:04	Turner 56 pass
Purdue	1	6	10	75	4:54	Mockabee 15 run
Purdue	2	3	11	67	5:05	Fineran 41 field goal
Purdue	4	6	11	75	5:46	Durham 11 pass
Purdue	4	7	4	75	1:27	Jones 55 pass
Purdue	4	7	7	56	1:39	Durham 12 pass
Virginia	3	7	10	75	5:14	Thompson 1 run
Virginia	3	6	2	13	0:14	Jones 4 run
Virginia	4	7	10	75	3:57	Davis Jr. 4 pass
NC State	1	3	12	48	7:14	Dunn 20 field goal
NC State	3	3	14	50	7:53	Dunn 42 field goal
NC State	4	3	18	56	9:30	Dunn 36 field goal
Clemson	1	7	7	71	2:46	Shipley 1 run
Clemson	2	3	10	49	1:46	Potter 44 field goal
Clemson	4	7	15	80	6:07	Mafah 1 run
Clemson	4	7	2	61	0:23	Shipley 50 run
Clemson	4	3	6	22	2:23	Potter 44 field goal

Longest

By Plays: 16 vs. Purdue (TD)
By Yards: 93 vs. Wagner (FG)
By Time: 7:02 vs. Wagner (FG)

Shortest

By Plays: 1 at UConn (TD)
By Yards: 13 vs. Louisville (TD)
By Time: 0:06 at UConn (TD)

Longest

By Plays: 18 vs. NC State (FG)
By Yards: 80 at Clemson (TD)
By Time: 9:30 vs. NC State (FG)

Shortest

By Plays: 2, twice, last at Clemson (TD)
By Yards: 13 vs. Virginia (TD)
By Time: 0:14 vs. Virginia (TD)

CONVERSIONS & TIME OF POSSESSION

3rd-Down Conversions

Date	Opponent	Score	Overall	1st Qtr	2nd Qtr	3rd Qtr	4th Qtr	Overtime
09/03/2022	Louisville	W 31-7	6-11 54.5	1-2 50.0	1-3 33.3	1-3 33.3	3-3 100.0	0-0 0.0
09/10/2022	at UConn	W 48-14	6-11 54.5	4-5 80.0	0-1 0.0	1-1 100.0	1-4 25.0	0-0 0.0
09/17/2022	Purdue	W 32-29	3-13 23.1	0-2 0.0	0-3 0.0	3-5 60.0	0-3 0.0	0-0 0.0
09/23/2022	Virginia	W 22-20	6-16 37.5	2-3 66.7	1-5 20.0	3-5 60.0	0-3 0.0	0-0 0.0
10/01/2022	Wagner	W 59-0	6-9 66.7	2-3 66.7	2-2 100.0	1-1 100.0	1-3 33.3	0-0 0.0
10/15/2022	NC State	W 24-9	4-8 50.0	0-1 0.0	1-3 33.3	1-2 50.0	2-2 100.0	0-0 0.0
10/22/2022	at Clemson	L 21-27	3-11 27.3	1-2 50.0	1-2 50.0	0-3 0.0	1-4 25.0	0-0 0.0
Syracuse			34-79 43.0	10-18 55.6	6-19 31.6	10-20 50.0	8-22 36.4	0-0 0.0
Opponents			34-94 36.2	8-21 38.1	6-23 26.1	10-24 41.7	10-26 38.5	0-0 0.0

4th-Down Conversions

Date	Opponent	Score	Overall	1st Qtr	2nd Qtr	3rd Qtr	4th Qtr	Overtime
09/03/2022	Louisville	W 31-7	0-0 0.0	0-0 0.0	0-0 0.0	0-0 0.0	0-0 0.0	0-0 0.0
09/10/2022	at UConn	W 48-14	0-1 0.0	0-0 0.0	0-0 0.0	0-0 0.0	0-1 0.0	0-0 0.0
09/17/2022	Purdue	W 32-29	1-1 100.0	0-0 0.0	0-0 0.0	0-0 0.0	1-1 100.0	0-0 0.0
09/23/2022	Virginia	W 22-20	0-0 0.0	0-0 0.0	0-0 0.0	0-0 0.0	0-0 0.0	0-0 0.0
10/01/2022	Wagner	W 59-0	1-1 100.0	1-1 100.0	0-0 0.0	0-0 0.0	0-0 0.0	0-0 0.0
10/15/2022	NC State	W 24-9	1-1 100.0	0-0 0.0	0-0 0.0	1-1 100.0	0-0 0.0	0-0 0.0
10/22/2022	at Clemson	L 21-27	0-1 0.0	0-1 0.0	0-0 0.0	0-0 0.0	0-0 0.0	0-0 0.0
Syracuse			3-5 60.0	1-2 50.0	0-0 0.0	1-1 100.0	1-2 50.0	0-0 0.0
Opponents			7-15 46.7	2-3 66.7	0-3 0.0	1-1 100.0	4-8 50.0	0-0 0.0

Time of Possession

Date	Opponent	Score	Overall	1st Qtr	2nd Qtr	3rd Qtr	4th Qtr	Overtime
09/03/2022	Louisville	W 31-7	32:31	07:00	10:02	05:36	09:53	00:00
09/10/2022	at UConn	W 48-14	36:56	12:07	10:02	06:55	07:52	00:00
09/17/2022	Purdue	W 32-29	27:35	04:13	09:34	07:45	06:03	00:00
09/23/2022	Virginia	W 22-20	34:50	07:06	10:19	08:15	09:10	00:00
10/01/2022	Wagner	W 59-0	25:49	08:29	07:08	02:52	07:20	00:00
10/15/2022	NC State	W 24-9	24:54	02:52	11:45	05:39	04:38	00:00
10/22/2022	at Clemson	L 21-27	26:06	06:44	04:33	06:17	08:32	00:00
Syracuse			Total 208:41	48:31	63:23	43:19	53:28	00:00
			Avg. 29:49	06:56	09:03	06:11	07:38	00:00
Opponents			Total 205:13	52:03	50:04	46:52	56:14	00:00
			Avg. 29:19	07:26	07:09	06:42	08:02	00:00

RED ZONE REPORT

Syracuse Inside Opponent Red-Zone

Date	Opponent	Score	Times	Times	Total			Rush	Pass	FGs	Failed to score inside RZ					
			In RZ	Scored	Pts	TDs	TDs	TDs	TDs	Made	FGA	Down	Int	Fumb	Half	Game
09/03/2022	Louisville	W 31-7	4	4	24	3	2	1	1	1	1	0	0	0	0	0
09/10/2022	at UConn	W 48-14	6	6	34	4	3	1	2	2	2	0	0	0	0	0
09/17/2022	Purdue	W 32-29	1	1	7	1	0	1	0	0	0	0	0	0	0	0
09/23/2022	Virginia	W 22-20	5	5	19	1	1	0	4	4	4	0	0	0	0	0
10/01/2022	Wagner	W 59-0	8	7	45	6	4	2	1	1	0	0	0	0	0	1
10/15/2022	NC State	W 24-9	4	3	17	2	0	2	1	1	0	1	0	0	0	0
10/22/2022	at Clemson	L 21-27	2	2	15	2	1	1	0	0	0	0	0	0	0	0
Totals 28 of 30 (93.3%)			30	28	161	19	11	8	9	9	0	1	0	0	0	1

Opponents Inside Syracuse Red-Zone

Date	Opponent	Score	Times	Times	Total			Rush	Pass	FGs	Failed to score inside RZ					
			In RZ	Scored	Pts	TDs	TDs	TDs	TDs	Made	FGA	Down	Int	Fumb	Half	Game
09/03/2022	Louisville	W 31-7	1	0	0	0	0	0	0	0	0	1	0	0	0	0
09/10/2022	UConn	W 48-14	0	0	0	0	0	0	0	0	0	0	0	0	0	0
09/17/2022	Purdue	W 32-29	4	3	19	3	1	2	0	0	0	1	0	0	0	0
09/23/2022	Virginia	W 22-20	3	3	20	3	2	1	0	0	0	0	0	0	0	0
10/01/2022	Wagner	W 59-0	0	0	0	0	0	0	0	0	0	0	0	0	0	0
10/15/2022	NC State	W 24-9	4	3	9	0	0	0	3	3	3	1	0	0	0	0
10/22/2022	Clemson	L 21-27	4	3	16	2	2	0	1	1	0	0	1	0	0	0
Totals 12 of 16 (75.0%)			16	12	64	8	5	3	4	4	3	0	1	0	0	0

SUPERLATIVES

Syracuse Team Highs

RUSHES	51	at UConn (09/10/2022)
YARDS RUSHING	388	Wagner (10/01/2022)
YARDS PER RUSH	9.9	Wagner (10/01/2022)
TD RUSHES	5	Wagner (10/01/2022)
PASS ATTEMPTS	33	Virginia (09/23/2022)
PASS COMPLETIONS	22	Virginia (09/23/2022)
YARDS PASSING	307	at UConn (09/10/2022)
YARDS PER PASS	13.5	Wagner (10/01/2022)
TD PASSES	3	Purdue (09/17/2022)
	3	at UConn (09/10/2022)
TOTAL PLAYS	76	at UConn (09/10/2022)
TOTAL OFFENSE	631	Wagner (10/01/2022)
YARDS PER PLAY	11.1	Wagner (10/01/2022)
POINTS	59	Wagner (10/01/2022)
SACKS BY	4	Virginia (09/23/2022)
FIRST DOWNS	29	at UConn (09/10/2022)
PENALTIES	18	Louisville (09/03/2022)
PENALTY YARDS	107	Louisville (09/03/2022)
TURNOVERS	4	Virginia (09/23/2022)
PUNTS	7	at Clemson (10/22/2022)
PUNTING AVG	43.9	at Clemson (10/22/2022)
LONG PUNT	55	at Clemson (10/22/2022)
PUNTS INSIDE 20	2	Louisville (09/03/2022)
	2	at Clemson (10/22/2022)
LONG PUNT RETURN	17	Louisville (09/03/2022)

Syracuse Individual Highs

RUSHES	27	Sean Tucker at UConn (09/10/2022)
YARDS RUSHING	232	Sean Tucker vs Wagner (10/01/2022)
TD RUSHES	3	Sean Tucker vs Wagner (10/01/2022)
LONG RUSH	90	LeQuint Allen vs Wagner (10/01/2022)
PASS ATTEMPTS	33	Garrett Shrader vs Virginia (09/23/2022)
PASS COMPLETIONS	22	Garrett Shrader vs Virginia (09/23/2022)
YARDS PASSING	285	Garrett Shrader at UConn (09/10/2022)
TD PASSES	3	Garrett Shrader vs Purdue (09/17/2022)
	3	Garrett Shrader at UConn (09/10/2022)
LONG PASS	55	Garrett Shrader vs Louisville (09/03/2022)
RECEPTIONS	8	Oronde Gadsden II vs NC State (10/15/2022)
YARDS RECEIVING	141	Oronde Gadsden II vs NC State (10/15/2022)
TD RECEPTIONS	2	Oronde Gadsden II vs NC State (10/15/2022)
	2	Oronde Gadsden II vs Purdue (09/17/2022)
LONG RECEPTION	55	Sean Tucker vs Louisville (09/03/2022)
PUNTS	7	Max Von Marburg at Clemson (10/22/2022)
PUNTING AVG	43.9	Max Von Marburg at Clemson (10/22/2022)
LONG PUNT	55	Max Von Marburg at Clemson (10/22/2022)
PUNTS INSIDE 20	2	Max Von Marburg at Clemson (10/22/2022)
	2	Max Von Marburg vs Louisville (09/03/2022)
LONG PUNT RETURN	17	Trebor Pena vs Louisville (09/03/2022)
LONG KICKOFF RETURN	57	Trebor Pena vs Virginia (09/23/2022)
TACKLES	12	Mikel Jones at Clemson (10/22/2022)
SACKS	2	Caleb Okechukwu vs Virginia (09/23/2022)
TACKLES FOR LOSS	3.5	Leon Lowery vs Wagner (10/01/2022)

Opponent Team Highs

RUSHES	60	at Clemson (10/22/2022)
YARDS RUSHING	293	at Clemson (10/22/2022)
YARDS PER RUSH	5.1	Virginia (09/23/2022)
TD RUSHES	3	at Clemson (10/22/2022)
PASS ATTEMPTS	56	Purdue (09/17/2022)
PASS COMPLETIONS	39	Purdue (09/17/2022)
YARDS PASSING	424	Purdue (09/17/2022)
YARDS PER PASS	8.6	Louisville (09/03/2022)
TD PASSES	3	Purdue (09/17/2022)
TOTAL PLAYS	85	at Clemson (10/22/2022)
TOTAL OFFENSE	485	Purdue (09/17/2022)
YARDS PER PLAY	6.3	Purdue (09/17/2022)
POINTS	29	Purdue (09/17/2022)
SACKS BY	6	Virginia (09/23/2022)
FIRST DOWNS	27	at Clemson (10/22/2022)
PENALTIES	13	Purdue (09/17/2022)
PENALTY YARDS	138	Purdue (09/17/2022)
TURNOVERS	4	at Clemson (10/22/2022)
PUNTS	9	Wagner (10/01/2022)
PUNTING AVG	52.5	at Clemson (10/22/2022)
LONG PUNT	59	Virginia (09/23/2022)
PUNTS INSIDE 20	2	at Clemson (10/22/2022)
	2	Wagner (10/01/2022)
	2	Virginia (09/23/2022)
	2	Louisville (09/03/2022)
LONG PUNT RETURN	22	Purdue (09/17/2022)

Opponent Individual Highs

RUSHES	27	Will Shipley at Clemson (10/22/2022)
YARDS RUSHING	172	Will Shipley at Clemson (10/22/2022)
TD RUSHES	2	Will Shipley at Clemson (10/22/2022)
LONG RUSH	50	Will Shipley at Clemson (10/22/2022)
PASS ATTEMPTS	56	Aidan O'Connell vs Purdue (09/17/2022)
PASS COMPLETIONS	39	Aidan O'Connell vs Purdue (09/17/2022)
YARDS PASSING	424	Aidan O'Connell vs Purdue (09/17/2022)
TD PASSES	3	Aidan O'Connell vs Purdue (09/17/2022)
LONG PASS	56	Zion Turner at UConn (09/10/2022)
RECEPTIONS	11	Charlie Jones vs Purdue (09/17/2022)
YARDS RECEIVING	188	Charlie Jones vs Purdue (09/17/2022)
TD RECEPTIONS	2	Payne Durham vs Purdue (09/17/2022)
LONG RECEPTION	56	Aaron Turner at UConn (09/10/2022)
FIELD GOALS	3	Christopher Dunn vs NC State (10/15/2022)
LONG FIELD GOALS	44	B.T. Potter at Clemson (10/22/2022)
PUNTS	9	Dylan Hach vs Wagner (10/01/2022)
PUNTING AVG	52.5	Aidan Swanson at Clemson (10/22/2022)
LONG PUNT	59	Daniel Sparks vs Virginia (09/23/2022)
PUNTS INSIDE 20	2	Aidan Swanson at Clemson (10/22/2022)
	2	Dylan Hach vs Wagner (10/01/2022)
	2	Daniel Sparks vs Virginia (09/23/2022)
	2	Mark Vassett vs Louisville (09/03/2022)
LONG PUNT RETURN	22	Reese Taylor vs Purdue (09/17/2022)
LONG KICKOFF RETURN	32	Will Shipley at Clemson (10/22/2022)
TACKLES	16	Jackson Mitchell at UConn (09/10/2022)
SACKS	2	Tyler Davis at Clemson (10/22/2022)
	2	Chico Bennett, Jr. vs Virginia (09/23/2022)
	2	Ashton Gillotte vs Louisville (09/03/2022)
TACKLES FOR LOSS	2.5	Tyler Davis at Clemson (10/22/2022)
INTERCEPTIONS	1	R.J. Mickens at Clemson (10/22/2022)
	1	Tanner Ingle vs NC State (10/15/2022)
	1	Aydan White vs NC State (10/15/2022)
	1	Jonas Sanker vs Virginia (09/23/2022)

THE LAST TIME

Syracuse ...

Scoring

Scored 70+ points:	70 vs. Rutgers (70-14), 1998
Scored 60-69 points:	62 vs. Albany (62-24), 2021
Scored 50-59 points:	59 vs. Wagner (59-0), 2022
Allowed 70+ points:	76, at Pittsburgh (61-76), 2016
Allowed 60-69 points:	63, at Maryland (20-63), 2019
Allowed 50-59 points:	56, Louisville (56-34), 2019
Was held scoreless:	at Louisville (0-30), 2020
Was held scoreless through halftime:	vs. Boston College (0-6), 2021
Was held scoreless through three quarters:	at Louisville (0-27), 2020
Held opponent scoreless:	vs. Wagner (59-0), 2022
Held opponent scoreless through halftime:	vs. Wagner (59-0), 2022
Held opponent scoreless through three quarters:	vs. Wagner (59-0), 2022
Did not score a touchdown:	at Louisville, 2021
Did not score an offensive touchdown:	at Louisville, 2021
Held opponent without a touchdown:	vs. NC State (24-9), 2022
Held opponent without an offensive touchdown:	vs. NC State (24-9), 2022
Scored TD on first play from scrimmage:	

Andrew Robinson 79 yd. pass to Taj Smith at Louisville, 2007

Allowed TD on first play from scrimmage:

DeShone Kizer 79 yd. pass to Equanimeous St. Brown, Notre Dame, 2016

Scored TD in final two minutes to win: vs. Virginia (22-20), 2022

Allowed TD in final two minutes to lose: at Clemson (23-27), 2018

Won by going for two points: vs. North Carolina (49-47 3OT), 2003

Lost when opponent went for two points: vs. NC State (31-32, OT), 1997

Tied the game in the last two minutes: vs. Wake Forest (34-34), 2021 (TD)

Allowed opponent to tie the game in the last two minutes: vs. Wake Forest (30-30), 2019 (FG)

Scored a two-point conversion: vs. Purdue, 2022

Missed a two-point conversion: vs. Wake Forest, 2021

Rushing

Had 60+ rushing attempts:	60 at Wake Forest, 2018
Had 50-59 rushing attempts:	51 at UConn, 2022
Rushed for 400+ yards:	415 vs. Pittsburgh, 1994
Rushed for 300-399 yards:	388 vs. Wagner, 2022
Rushed for 200-299 yards:	207 vs. Louisville, 2022
Rushed for less than 100 yards:	25 vs. Pittsburgh, 2021
Rushed for negative yards:	-15 vs. Cincinnati, 2007
Scored six rushing TDs:	vs. Albany, 2021
Scored seven rushing TDs:	vs. Rutgers, 2000
Scored eight rushing TDs:	vs. Rutgers, 1998
Two players rushed for 100+ yards:	

Sean Tucker (232) and LeQuint Allen (112) vs. Wagner, 2022

Three players rushed for 100+ yards:

Kyle McIntosh (136), Dee Brown (117), Donovan McNabb (100) vs. Miami (Fla.), 1997

Two players had multiple rushing TDs:

Sean Tucker (4), Garrett Shrader (2) vs. Albany, 2021

Passing

Passed for 400+ yards:	480 vs. NC State, 2018
Passed for 300-399 yards:	314 vs. UConn, 2022
Passed for less than 100 yards:	66 at NC State, 2021
Attempted less than 10 passes:	9 vs. Buffalo, 2000

Receiving

Two players with 10 catches:	
	Steve Ishmael (12), Ervin Philips (12) at Florida State, 2017
Two players with 100 receiving yards:	
	Sean Riley (164), Nykeim Johnson (136) vs. NC State, 2018
Two players with multiple receiving TDs:	
	Trishton Jackson (2), Aaron Hackett (2) vs. Western Michigan, 2019

Total Offense

Gained 600+ yards:	631 vs. Wagner, 2022
Gained 500-599 yards:	550 at Virginia Tech, 2021
Gained 400-499 yards:	470 at UConn, 2022
Gained 100-199 yards:	188 at Louisville, 2021
Gained less than 100 yards:	93 vs. Iowa, 1976
Had 100 or more total offense plays:	106 at Pittsburgh, 2016
Had 90 or more total offense plays:	93 at Boston College, 2018

Turnovers

Did not commit a turnover:	vs. Wagner, 2022
Neither team committed a turnover:	Syracuse at Virginia Tech, 2021
Committed four turnovers:	vs. Virginia (3 fumble/1 INT), 2022
Committed five turnovers:	vs. Rutgers (2 fumbles/3 INT), 2011
Committed six turnovers:	at Pittsburgh (4 fumbles/2 INT), 2011
Committed seven turnovers:	vs. USF (2 fumbles/5 INT), 2009
Committed eight turnovers:	vs. Wisconsin (7 fumbles/1 INT), 1972
Committed nine turnovers:	vs. West Virginia (5 fumbles/4 INT), 1973

Defense

Intercepted three passes:	vs. Georgia Tech, 2020
Intercepted four passes:	vs. Georgia Tech, 2020
Intercepted five passes:	vs. Tulane, 1999
Recovered four fumbles:	vs. West Virginia, 2005
Had 10+ tackles for loss:	14.0/51 vs. Albany, 2021
Had five or more sacks:	5.0/34 vs. Boston College, 2021
Had six or more sacks:	6.0/31 vs. Liberty, 2021
Had seven or more sacks:	8.0/41 vs. Albany, 2021
Had eight sacks:	8.0/41 vs. Albany, 2021
Had nine sacks:	9.0/88 vs. Rutgers, 2009
Had no sacks:	at Ohio, 2021
Neither team had a sack:	vs. Central Michigan, 2017
Scored a safety:	Caleb Okechukwu, Marlowe Wax at Ohio, 2021
Scored a defensive two-point conversion:	Scoop Bradshaw vs. Wake Forest, 2017

Special Teams

Missed a PAT by kick:	Andre Szmyt at Virginia Tech(blocked), 2021
Blocked a PAT by kick:	Caleb Okechukwu vs. Virginia, 2022
Did not punt:	vs. Wagner, 2022
Kicked a game-winning field goal with less than 1:00 left:	
	Andre Szmyt vs. Liberty, 2021, 35 yards with :01 left (24-21)
Kicked a game-winning field goal in OT:	Andre Szmyt vs. Wake Forest, 2019
Neither team kicked a field goal:	at Maryland, 2019

Overtime

Was involved in an overtime game:	vs. Wake Forest (L, 40-37), 2021
Won in single overtime:	vs. Wake Forest (39-30), 2019
Lost in single overtime:	vs. Wake Forest (40-37), 2021
Won in double overtime:	vs. North Carolina (40-37), 2018
Lost in double overtime:	vs. Rutgers (16-19), 2011
Won in triple overtime:	at North Carolina (49-47), 2003
Lost in triple overtime:	at Virginia (38-44), 2015

Miscellaneous

Had 30+ first downs:	33 vs. Wake Forest, 2021
Had less than 10 first downs:	7 at Louisville, 2020
Was not penalized:	at West Virginia, 1957
Had 10 or more penalties:	10 at Clemson, 2022
Had 120+ yards in penalties:	164 vs. Albany, 2021
Had more than 40 minutes of possession time:	40:14 vs. Rhode Island, 2015
Had 35-40 minutes of possession time:	37:19 at Boston College, 2018

An Opposing Team ...

Rushing

Had 60+ rushing attempts:	60, Clemson, 2022
Had 50-59 rushing attempts:	53, Clemson, 2018
Rushed for 400+ yards:	496, Boston College, 2019
Rushed for 300-399 yards:	305, Notre Dame, 2020
Rushed for 200-299 yards:	293, Clemson, 2022
Rushed for less than 100 yards:	95, NC State, 2022
Rushed for zero yards:	Akron, 2009
Rushed for negative yards:	-4, Liberty, 2019
Scored six rushing TDs:	Maryland, 2019
Scored seven rushing TDs:	Louisville, 2016
Scored eight rushing TDs:	Nebraska, 1983
Two players rushed for 100+ yards:	
	Kyren Williams and Chris Tyree (109), Notre Dame, 2020
Two players had multiple rushing TDs:	
	AJ Dillon (3), David Bailey (2), Boston College, 2019

THE LAST TIME

Passing

Passed for 400+ yards:	424, Purdue, 2022
Passed for 300-399 yards:	303, NC State, 2021
Passed for less than 100 yards:	19, Wagner, 2022
Attempted less than 10 passes:	6, Wagner, 2022

Receiving

Two players with 10+ catches:	Ben McCord (10), Devon Spalding (10), Central Michigan, 2015
Two players with 100+ receiving yards:	A.T. Perry (137), Jaquari Roberson (135), Wake Forest, 2021
Three players with 100+ receiving yards:	Tabari Hines (124), Cam Serigne (119), Scotty Washington (113), Wake Forest, 2017

Total Offense

Gained 600+ yards:	645, Duke, 2020
Gained 500-599 yards:	568, Notre Dame, 2020
Gained 400-499 yards:	450, Clemson, 2022
Gained 100-199 yards:	135, UAlbany, 2021
Gained less than 100 yards:	50, Wagner, 2022

Turnovers

Did not commit a turnover:	NC State, 2022
Had four or more turnovers:	Clemson (2 fumbles/2 INT), 2022
Had five or more turnovers:	Georgia Tech (1 fumble/4 INT), 2020
Had six or more turnovers:	Cincinnati (2 fumbles/4 INT), 2004
Had seven or more turnovers:	Pittsburgh (3 fumbles/4 INT), 1981
Had eight or more turnovers:	Indiana (3 fumbles/5 INT), 1971
Had nine turnovers:	Lafayette (8 fumbles/1 INT), 1951

Defense

Intercepted three passes:	Clemson, 2020
Intercepted four passes:	Louisville, 2017
Intercepted five passes:	USF, 2009
Recovered four fumbles:	Pittsburgh, 2011
Recovered five fumbles:	Rutgers, 2005
Had 12+ tackles for loss:	14.0/46, NC State, 2021
Had five or more sacks:	5.0/25, Clemson, 2022
Had six or more sacks:	6.0/34, Rutgers, 2021
Had seven or more sacks:	7.0/40, Pittsburgh, 2020
Had eight or more sacks:	9.0/60, Pittsburgh, 2019
Had nine or more sacks:	9.0/60, Pittsburgh, 2019
Had 10 or more sacks:	11.0/89, Cincinnati, 2007
Had no sacks:	NC State, 2022
Scored a safety:	Middle Tennessee, 2017
Scored a defensive two-point conversion:	Virginia Tech, 2021

Special Teams

Missed a PAT by kick:	Will Bettridge, Virginia, 2022
Blocked a PAT by kick:	Chamarri Conner, Virginia Tech, 2021
Scored a two-point conversion:	Joseph Ngata, Clemson, 2022
Missed a two-point conversion:	Purdue, 2022
Missed multiple two-point conversions:	NC State (2), 2020
Did not punt:	West Virginia, 1993
Kicked a game-winning field goal with less than 1:00 left:	Ryan Fitzgerald, Florida State, 2021, 34 yards with :00 left (30-33)
Kicked a game-winning field goal in OT:	San San Te, Rutgers, 2011

Miscellaneous

Had 30+ first downs:	36, Duke, 2020
Had less than 10 first downs:	4, Wagner, 2022
Was not penalized:	Georgia Tech, 2013
Had 10 or more penalties:	12, Virginia, 2022
Had 120+ yards in penalties:	138, Purdue, 2022
Had more than 40 minutes of possession time:	41:46, Louisville, 2020
Had 35-40 minutes of possession time:	35:06, NC State, 2022

A Syracuse Player ...

Rushing

Had 30 carries:	32, Sean Tucker vs. Liberty, 2021
Rushed for 200+ yards:	232, Sean Tucker vs. Wagner, 2022
Rushed for 150-199 yards:	174, Garrett Shrader at Virginia Tech, 2021
Rushed for 100-149 yards:	112, LeQuint Allen vs. Wagner, 2022
Quarterback rushed for 200+ yards:	200, Eric Dungey at Western Michigan, 2018
Quarterback rushed for 100+ yards:	102, Garrett Shrader at Clemson, 2022
Rushed for three TDs:	Sean Tucker vs. Wagner, 2022
Rushed for four TDs:	Sean Tucker vs. Albany, 2021
Rushed for five TDs:	Walter Reyes vs. Notre Dame, 2003
Rushed for six TDs:	Jim Brown vs. Colgate, 1956
Had a 60 to 69-yard run:	61, Nykeim Johnson, 2020
Had a 70 to 79-yard run:	74, Eric Dungey vs. Central Michigan, 2017
Had a 80 to 89-yard run:	80, Cooper Lutz at Notre Dame, 2020
Had a 90 to 99-yard run:	90, LeQuint Allen vs. Wagner, 2022

Passing

Passed for 400+ yards:	411, Eric Dungey vs. NC State, 2018
Passed for 300-399 yards:	300, Tommy DeVito at NC State, 2019
Attempted 60+ passes:	60, Zack Mahoney vs. Wake Forest, 2017
Attempted 50-59 passes:	53, Eric Dungey at LSU, 2017
Attempted 40-49 passes:	45, Rex Culpepper vs. NC State, 2020
Completed 40+ passes:	43, Zack Mahoney at Pittsburgh, 2016
Completed 30-39 passes:	33, Zack Mahoney vs. Wake Forest, 2017
Threw three or more TD passes:	3, Garrett Shrader vs. Purdue, 2022
Threw four or more TD passes:	4, Tommy DeVito vs. Holy Cross, 2019
Threw five TD passes:	5, Eric Dungey vs. Wagner, 2018
Completed a 60 to 69-yard pass:	62 (TD), Garrett Shrader to Trebor Pena vs. Clemson, 2021
Completed a 70 to 79-yard pass:	72 (TD), Garrett Shrader to Sean Tucker vs. Albany, 2021
Completed an 80 to 89-yard pass:	83 (TD), Rex Culpepper to Nykeim Johnson at Clemson, 2020
Completed a 90 to 100-yard pass:	94 (TD), Clayton Welch to Taj Harris vs. Pittsburgh, 2019

Receiving

Had 10+ catches:	13, Taj Harris, vs. NC State, 2020
Had 100 receiving yards:	Oronde Gadsden II (141) vs. NC State, 2022
Had consecutive 100-yard receiving games:	Oronde Gadsden II vs. Purdue, vs. Virginia, 2022
Had three straight 100-yard receiving games:	Steve Ishmael vs. Central Michigan, at LSU, at NC State, 2017
Had four straight 100-yard receiving games:	Steve Ishmael vs. Middle Tennessee, vs. Central Michigan, at LSU, at NC State, 2017
Had five straight 100-yard receiving games:	Steve Ishmael vs. Central Connecticut State, vs. Middle Tennessee, vs. Central Michigan, at LSU, at NC State, 2017
Had consecutive 150-yard receiving games:	Alec Lemon vs. Louisville, at Missouri, 2012
Had 200+ receiving yards:	270, Amba Etta-Tawo at Connecticut, 2016
Caught two TDs:	Oronde Gadsden II vs. NC State, 2022
Caught three or more TDs:	5, Amba Etta-Tawo at Pittsburgh, 2016
Caught four or more TDs:	5, Amba Etta-Tawo at Pittsburgh, 2016
Caught five TDs:	Amba Etta-Tawo at Pittsburgh, 2016

THE LAST TIME

Defense

Had two or more interceptions:	2, Andre Cisco vs. Wagner, 2018
Returned an interception for a TD:	Duce Chestnut (28 yds) vs. Wagner, 2022
Had two or more fumble recoveries:	2, Steven Clark vs. Louisville, 2015
Returned a fumble for a TD:	Ja'Had Carter (90 yds) at Clemson, 2022
Forced two or more fumbles:	2, Alton Robinson at Pittsburgh, 2018
Had 15+ tackles:	16, Mikel Jones vs. Pittsburgh, 2021
Had four tackles for loss:	Stefon Thompson at Louisville, 2020
Had five tackles for loss:	Christian Ferrara vs. Notre Dame, 2003
Had six tackles for loss:	Brandon Sharpe vs. Pittsburgh, 2012
Had three sacks:	Kingsley Jonathan vs. Boston College, 2021
Had four sacks:	Brandon Sharpe vs. Pittsburgh, 2012
Had more than four sacks:	4.5, Dwight Freeney vs. Virginia Tech, 2000

Special Teams

Made a 50-yard field goal:	50, Andre Szmyt vs. Purdue, 2012
Made four field goals:	Andre Szmyt vs. Wake Forest, 2019
Made five field goals:	Andre Szmyt vs. Virginia, 2022
Blocked a field goal:	Josh Black vs. Louisville, 2018
Recovered a blocked field goal for a TD:	Mike Holmes (57 yd. return) vs. Akron, 2010
Had a punt return TD:	Courtney Jackson (64 yds) vs. Boston College, 2021
Had a 50 to 59-yard punt return:	59 (TD) Brisly Estime at Florida State, 2015
Had a 60 to 69-yard punt return:	64 (TD), Courtney Jackson vs. Boston College, 2021
Had a 70 to 79-yard punt return:	74, Brisly Estime vs. Notre Dame, 2016
Had an 80 to 89-yard punt return:	85 (TD), Jamel Riddle vs. Auburn, 2002
Had a 90 to 100-yard punt return:	94 (TD), Marvin Harrison vs. Minnesota, 1995
Had a 60 to 69-yard punt:	60, James Williams vs. Rutgers, 2021
Had a 70 to 79-yard punt:	75, Riley Dixon vs. Clemson, 2013
Blocked a punt:	Drew Tuazama at Clemson, 2020
Blocked two punts:	Anthony Smith vs. Buffalo, 2004
Returned a blocked punt for a TD:	Sean Riley blocked, Trill Williams recovered (2 yd ret.) vs. Wagner, 2018
Blocked a punt and returned it for a TD:	Anthony Smith (0 yds) vs. Buffalo, 2004
Had a kickoff return TD:	Trebor Pena (98 yds) vs. NC State, 2020
Returned the opening kickoff for a TD:	Kevin Johnson (100 yds) vs. Wisconsin, 1997
Had a 50 to 59-yard kickoff return:	57, Trebor Pena vs. Virginia, 2022
Had a 60 to 69-yard kickoff return:	64, Sean Riley vs. Central Michigan, 2017
Had a 70 to 79-yard kickoff return:	76, Kyle McIntosh vs. Tennessee, 1998
Had an 80 to 89-yard kickoff return:	89 (TD), Kevin Johnson vs. Wisconsin, 1997
Had an 90 to 100-yard kickoff return:	98 (TD), Trebor Pena vs. NC State, 2020

An Opposing Player ...

Rushing

Had 30 carries:	30, Deon Jackson, Duke, 2020
Rushed for 200+ yards:	233, Javian Hawkins, Louisville, 2019
Rushed for 150-199 yards:	172, Will Shipley, Clemson, 2022
Rushed for 100-149 yards:	102, Jalen Mitchell, Louisville, 2021
Quarterback rushed for 100+ yards:	124, Jordan Travis, Florida State, 2021
Rushed for three or more TDs:	3, Malachi Thomas, Virginia Tech, 2021
Rushed for four TDs:	Cam Akers, Florida State, 2019
Had a 60 to 69-yard run:	65, Treshaun Ward, Florida State, 2021
Had a 70 to 79-yard run:	75 (TD), Shedro Louis, Liberty, 2020
Had a 80 to 89-yard run:	87 (TD), Kain Colter, Northwestern, 2013
Had a 90 to 99-yard run:	94 (TD), Chris Tyree, Notre Dame, 2020

Passing

Passed for 400+ yards:	424, Aidan O'Connell, Purdue, 2022
Passed for 300-399 yards:	303, Devin Leary, NC State, 2021
Attempted 60+ passes:	65, Brian Brohm, Louisville, 2007
Attempted 50-59 passes:	56, Aidan O'Connell, Purdue, 2022
Attempted 40-49 passes:	43, Trevor Lawrence, Clemson, 2020
Completed 40+ passes:	45, Brian Brohm, Louisville, 2007
Completed 30-39 passes:	34, Nathan Elliott, North Carolina, 2018
Threw three or more TD passes:	3, Sam Hartman, Wake Forest, 2021
Threw four or more TD passes:	4, Kenny Pickett, Pittsburgh, 2021
Threw five TD passes:	Malik Cunningham, Louisville, 2019
Threw six TD passes:	Matt Barkley, USC, 2012
Completed a 60 to 69-yard pass:	69 (TD), Sam Hartman to A.T. Perry, Wake Forest, 2021
Completed a 70 to 79-yard pass:	75 (TD), Sam Hartman to Donavon Greene, Wake Forest, 2019
Completed an 80 to 89-yard pass:	80 (TD), Sam Hartman to Jacquarii Roberson, Wake Forest, 2020
Completed a 90 to 100-yard pass:	90 (TD), Malik Cunningham to Tutu Atwell, Louisville, 2019

Receiving

Had 10+ catches:	11, Charlie Jones, Purdue, 2022
Had 100-199 receiving yards:	188, Charlie Jones, Purdue, 2022
Had 200+ receiving yards:	247, Kelvin Harmon, NC State, 2018
Caught two TDs:	Payne Durham, Purdue, 2022
Caught three TDs:	A.T. Perry, Wake Forest, 2021
Caught four TDs:	Ernest Wilford, Virginia Tech, 2002

Defense

Had two or more interceptions:	2, Alohi Gilman, Notre Dame, 2018
Returned an interception for a TD:	Thomas Drake (38 yds), NC State, 2021
Had two or more fumble recoveries:	2, Will Harris, Boston College, 2017
Returned a fumble for a TD:	Andrew Booth, Jr. (21 yds), Clemson, 2020
Forced two or more fumbles:	2, Ray Vinopal, Pittsburgh, 2014
Had 15+ tackles:	17, Hamsah Nasirildeen, Florida State, 2019
Had four or more tackles for loss:	5.5, Clelin Ferrell, Clemson, 2017
Had five or more tackles for loss:	5.5, Clelin Ferrell, Clemson, 2017
Had three sacks:	3.0, Louis Acceus, NC State, 2019
Had more than three sacks:	3.5 Clelin Ferrell, Clemson, 2017

Special Teams

Made a 50-yard field goal:	James Turner (50 yds), Louisville, 2020
Made four field goals:	Evan Staley, West Virginia, 2018
Made five field goals:	Maikon Bonani, USF, 2012
Blocked a field goal:	Matthew Thomas, Derwin James, Florida State, 2017
Blocked two field goals:	Kenny Iwebema, Iowa, 2007
Recovered a blocked field goal for a TD:	Duron Harmon (75 yd ret.) Rutgers, 2012
Had a punt return TD:	Dazz Newsome (75 yds), North Carolina, 2018
Had two punt return TDs:	DeAngelo Hall (58 yds, 60 yds), Virginia Tech, 2003
Had a 50 to 59-yard punt return:	53, Aaron Berry, Pittsburgh, 2007
Had a 60 to 69-yard punt return:	69 (TD) Tre'Davious White, LSU, 2015
Had a 70 to 79-yard punt return:	75 (TD), Dazz Newsome, North Carolina, 2018
Had an 80 to 89-yard punt return:	83 (TD), D'Ernest Johnson, USF, 2016
Had a 60 to 69-yard punt:	61, Ryan Harwell, Louisville, 2020
Had a 70 to 79-yard punt:	72, Austin Parker, Duke, 2019
Blocked a punt:	Max Melton, Rutgers, 2021
Blocked two punts:	Chase Anastasio, Notre Dame, 2005
Returned a blocked punt for a TD:	Manny Collins blocked, Corey Barnes recovered (16 yd ret.), Rutgers, 2005
Had a kickoff return TD:	Zonovan Knight (97 yds), NC State, 2021
Returned the opening kickoff for a TD:	Myles Willis (97 yds), Boston College, 2014
Had a 50 to 59-yard kickoff return:	53, Michael Walker, Boston College, 2018
Had a 60 to 69-yard kickoff return:	64, Shane Tucker, Middle Tennessee, 2017
Had a 70 to 79-yard kickoff return:	70, Hassan Hall, Louisville, 2019
Had an 80 to 89-yard kickoff return:	89 (TD), Myles Willis, Boston College, 2016
Had an 90 to 100-yard kickoff return:	97 (TD), Zonovan Knight, NC State, 2021