



Notre Dame
Fighting Irish
3-2



Stanford
Cardinal
1-4



NBC
Jac Collinsworth ('17)
Jason Garrett
Zora Stephenson



Notre Dame Football
Radio Network
Paul Burmeister
Ryan Harris ('07)

SERIES HISTORY

- Notre Dame and Stanford are meeting for the 36th time on Saturday evening with the Irish leading the all-time series 22-13.
- Saturday marks just the second time in the last 12 meetings that neither team is ranked in the Associated Press Top 25 (2016 was the other occasion). In seven of the past 11 meetings, both teams were ranked in the top 25.
- Notre Dame hopes to extend its win streak over Stanford to four games, which would mark the best streak in the series for the Irish since they won seven in a row from 2002 through 2008. Prior to the current three-game run for Notre Dame, Stanford won seven of nine meetings, including two three-game streaks (2009-11, 2015-17).
- The two teams will be battling for the Legends Trophy on Saturday. Introduced in 1989 by the Notre Dame Club of the San Francisco Bay Area, the trophy is a Dublin Irish crystal bowl resting on a California redwood base.
- Notre Dame and Stanford first met in the 1925 Rose Bowl and the series has been consistent since the 1988 season (other than a two-year break from 1995-96 and the 2020 Covid-19 affected season).

STORYLINES

- Notre Dame plays host to its first of two scheduled night games in Notre Dame Stadium this season as the Irish and Stanford battle for the Legends Trophy.
- Two of the least penalized teams will be taking the field on Saturday, as the Irish rank seventh in the country with just 23 penalties this season (they committed only one in the victory over BYU). Stanford is ranked even higher in least amount of penalties, having committed just 14 this season – a mark that leads the country.
- Notre Dame has surged to 11th in the country in time of possession, which includes a 40:55 effort against BYU and a 38:13 possession time at North Carolina. The 40+ number at BYU was the third-most for the program since 1996 and the most since Notre Dame held the ball 40:41 in a victory over Oklahoma in Notre Dame Stadium in 1999.
- Junior tight end Michael Mayer looks to build on his momentum as one of the most valuable players in the country. Clearly one of the best tight ends in the country (Mayer leads all FBS TEs in catches with 33) Mayer is a key blocker for Notre Dame's surging running attack as well.
- A key statistical match up to keep an eye on: Notre Dame ranks 18th in the country in sacks per game with a 3.0 average, while Stanford is surrendering 4.0 sacks per game – ranked 128th of 131 FBS teams.
- Notre Dame prides itself on being a 'line-driven' program – and both lines are backing up that claim during the three-game win streak. The offensive line has led the way to three straight-games of over 200 yards rushing, including a 260.5 average for the past two games. The defensive line has been equally impressive, helping Notre Dame to a respectable 36th national ranking in total defense. Through five games this season, the defensive line has seen Howard Cross III (11 tackles vs. Marshall), Rylie Mills (two sacks against North Carolina) and Jayson Ademilola (.50 sack, key fourth down stop against BYU) turn in memorable performances.
- Saturday night will mark the first night game of the Marcus Freeman era at Notre Dame. It is just the 27th night game in Notre Dame Stadium history with the Irish boasting a 21-5 record and 10-game win streak dating back to 2017 'under the lights' at home. See page 10 for a complete Notre Dame Stadium night game history.

2022 SCHEDULE

Date	ND Rank	Opp Rank	Opponent	Location	TV	Time ET
9-3	5/5	2/2	at Ohio State	Ohio Stadium	ABC	L, 10-21
9-10	8/9		Marshall	Notre Dame Stadium	NBC	L, 21-26
9-17			California	Notre Dame Stadium	NBC	W, 24-17
9-24			at North Carolina	Kenan Mem. Stadium	ABC	W, 45-32
10-8		16/16	vs. BYU	Allegiant Stadium	NBC	W, 28-20
10-15			Stanford	Notre Dame Stadium	NBC	7:30 p.m.
10-22			UNLV	Notre Dame Stadium	Peacock	2:30 p.m.
10-29		18/18	at Syracuse	JMA Wireless Dome	TBA	TBA
11-5		4/5	Clemson	Notre Dame Stadium	NBC	7:30 p.m.
11-12			vs. Navy	M&T Bank Stadium	ABC/ESPN	12 p.m.
11-19			Boston College	Notre Dame Stadium	NBC	2:30 p.m.
11-26		7/6	at Southern Cal	L.A. Mem. Coliseum	TBA	TBA

IRISH ITEMS - BY THE NUMBERS

3	In the BYU game, senior Jayson Ademilola logged three tackles and two of them ended up as two of the biggest plays in the game. In the second quarter, he combined with Jack Kiser for a sack in the end zone for a safety, then stuffed the Cougars on a fourth down on their final possession of the game to secure the victory.
6.3	Audric Estimé is averaging six yards per carry (49 carries, 307 yards) over the past three games.
7th	Drew Pyne has completed 66 of 91 pass attempts this season for a .725 completion percentage – which ranks seventh in the country entering this weekend's action. Pyne was named to the Davey O'Brien 'Great 8' List for Week 6.
16	Notre Dame has played 16 times in its football history on October 15, compiling a 10-6 record on the date. The Irish have not played on October 15 since 2016, when Stanford earned a 17-10 victory in Notre Dame Stadium.
29	Michael Mayer has played in 29 career games for the Irish and logged at least one catch in each of those 29 games. That streak of games with a catch ranks 14th among active FBS players.
33	Michael Mayer leads all FBS tight ends with 33 receptions this season. He also ranks fourth in total receiving yards (351), tied for second in TD receptions (5) and second in receiving yards per game (70.2).
74	Freshman Jayden Thomas set an early career-high with 74 receiving yards in the victory at BYU, which included his first-career touchdown reception – a spectacular one-handed 30-yard effort in which Thomas pulled the ball away from a Cougar defender.
146	Already the Notre Dame leader in career tight end receptions, Michael Mayer has posted 146 receptions - a mark that ranks ninth all-time in Irish football history regardless of position played. Those 146 receptions are the second-most of any active tight end in the FBS.
260.5	The Irish run game has found its groove in the past two victories and Notre Dame is averaging 260.5 rushing yards per game since September 24. That average is seventh-best in the country for that time frame.
823	Irish running backs have amassed 823 yards from scrimmage (rushing, receiving) over the past three games. That is the most over a three-game stretch since 2003, when Notre Dame saw its running backs – keyed by Julius Jones – post 833 yards over a three-game stretch that included a victory over Stanford.

NOTRE DAME OFFENSE						
Pos.	No.	Name	Ht.	Wt.	Class	Elig.*
WR	4	Lorenzo Styles	6-1 ¾	195	So	So.
	16	Deion Colzie	6-4 ¾	211	So.	Fr.
WR	83	Jayden Thomas	6-1 ½	215	So.	Fr.
	29	Matt Salerno	6-0 ½	195	Gr.	Sr.
LT	76	Joe Alt	6-7 ¾	317	So.	So.
	79	Tosh Baker	6-8	310	Jr.	So.
LG	55	Jarrett Patterson	6-4 ½	310	Gr.	Sr.
	73	Andrew Kristofic	6-4 ¼	300	Sr.	Jr.
	50	Rocco Spindler	6-4 ¾	315	So.	Fr.
C	52	Zeke Correll	6-3	308	Sr.	Jr.
	78	Pat Coogan	6-5 ½	309	So.	Fr.
RG	75	Josh Lugg	6-6 ¾	316	Gr.	*Sr.
	73	Andrew Kristofic	6-4 ¼	300	Sr.	Jr.
RT	54	Blake Fisher	6-6	327	So.	Fr.
	68	Michael Carmody	6-5 ½	280	Jr.	So.
TE	87	Michael Mayer	6-4 ½	265	Jr.	Jr.
	9	Eli Raridon	6-6 ¾	245	Fr.	Fr.
or	85	Holden Staes	6-4 ¼	226	Fr.	Fr.
or	38	Davis Sherwood	6-3	228	So.	So.
WR	0	Braden Lenzy	5-11 ¾	182	Gr.	Sr.
	5	Joe Wilkins Jr.	6-1 ½	202	Gr.	Sr.
QB	10	Drew Pyne	5-11 ½	198	Jr.	So.
	18	Steve Angeli	6-2 ¾	211	Fr.	Fr.
RB	25	Chris Tyree	5-9 ½	197	Jr.	Jr.
or	3	Logan Diggs	6-0	214	So.	So.
or	7	Audric Estimé	5-11 ½	229	So.	So.

NOTRE DAME DEFENSE						
Pos.	No.	Name	Ht.	Wt.	Class	Elig.*
VYP	7	Isaiah Foskey	6-5	265	Sr.	Jr.
	9	Justin Ademilola	6-1 ¾	253	Gr.	Sr.
or	12	Jordan Botelho	6-2 ½	250	Jr.	Jr.
DT	57	Jayson Ademilola	6-3	285	Gr.	*Sr.
	65	Chris Smith	6-1 ¾	310	Gr.	Sr.
DT	56	Howard Cross III	6-0 ¾	276	Sr.	Jr.
	97	Gabriel Rubio	6-5 ¼	295	So.	Fr.
DE	99	Rylie Mills	6-5 ½	292	Jr.	Jr.
	31	Nana Osafo-Mensah	6-3 ½	250	Sr.	Jr.
	90	Alexander Ehrensberger	6-6 ¾	267	Jr.	So.
WILL	8	Marist Liufau	6-2 ¼	235	Sr.	Jr.
	24	Jack Kiser	6-1 ½	223	Sr.	Jr.
or	10	Prince Kollie	6-2 ½	220	So.	So.
MIKE	27	JD Bertrand	6-1	230	Sr.	Jr.
or	52	Bo Bauer	6-2 ¾	233	Gr.	Sr.
	44	Junior Tuihalamaka	6-2	240	Fr.	Fr.
ROV	24	Jack Kiser	6-1 ½	223	Sr.	Jr.
	27	JD Bertrand	6-1	230	Sr.	Jr.
CB	5	Cam Hart	6-2 ½	198	Sr.	Jr.
or	28	TaRiq Bracy	5-10 ½	185	Gr.	*Sr.
	21	Jaden Mickey	5-11 ½	176	Fr.	Fr.
LS	2	DJ Brown	6-0 ¾	200	Gr.	Sr.
or	3	Houston Griffith	6-0 ¼	205	Gr.	*Sr.
RS	16	Brandon Joseph	6-1	196	Sr.	Jr.
or	11	Ramon Henderson	6-1	190	Jr.	Jr.
CB	20	Benjamin Morrison	6-0 ¼	179	Fr.	Fr.
	6	Clarence Lewis	5-11 ½	203	Jr.	Jr.

NOTRE DAME SPECIAL TEAMS						
Pos.	No.	Name	Ht.	Wt.	Class	Elig.*
KO	92	Zac Yoakam	5-8	180	Fr.	Fr.
	14	Bryce McFerson	6-1 ½	190	Fr.	Fr.
PK	99	Blake Grupe	5-7 ¾	156	Gr.	*Sr.
	92	Zac Yoakam	5-8	180	Fr.	Fr.
P	39	Jon Sot	5-10 ¾	198	Gr.	Sr.
	14	Bryce McFerson	6-1 ½	190	Fr.	Fr.
LS	65	Michael Vinson	6-2	228	Gr.	Sr.
	44	Alex Peitsch	6-1 ½	215	Jr.	So.

NOTRE DAME SPECIAL TEAMS						
Pos.	No.	Name	Ht.	Wt.	Class	Elig.*
HLD	39	Jon Sot	5-10 ¾	198	Gr.	Sr.
	14	Bryce McFerson	6-1 ½	190	Fr.	Fr.
PR	16	Brandon Joseph	6-1	196	Sr.	Jr.
	29	Matt Salerno	6-0 ¾	195	Gr.	Sr.
KR	25	Chris Tyree	5-9 ½	190	So.	So.
	0	Braden Lenzy	5-11 ¾	182	Gr.	Sr.
	4	Lorenzo Styles	6-1 ½	195	So	So.

* - Super Senior

Note: Class years are academic enrollment; Eligibility is in regards to on the field.

ALPHABETICAL ROSTER

No.	Name	Pos.	Ht.	Wt.	Cl.	Elg.	Hometown/High School
57	Jayson Ademilola	DL	6-3	285	Gr.	*Sr.	Jackson, NJ/St. Peter's Prep
9	Justin Ademilola	DL	6-1 ¾	253	Gr.	Sr.	Jackson, NJ/St. Peter's Prep
76	Joe Alt	OL	6-7 ½	317	So.	So.	North Oaks, MN/Totino-Grace
18	Steve Angeli	QB	6-2 ¾	211	Fr.	Fr.	Westfield, NJ/Bergen Catholic
33	Sam Assaf	RB	6-1	200	Sr.	Sr.	Atlanta, GA/Pace Academy
19	Marty Auer	S	5-11 ½	204	So.	So.	Glenview, IL/Loyola Academy
79	Tosh Baker	OL	6-8	310	Jr.	So.	Scottsdale, AZ/Pinnacle
15	Ryan Barnes	CB	6-1 7/8	190	So.	Fr.	Gaithersburg, MD/Quince Orchard
52	Bo Bauer (C)	LB	6-2 ¾	235	Gr.	*Sr.	Harborcreek, PA/Cathedral Prep
84	Kevin Bauman	TE	6-4 ½	252	Jr.	So.	Red Bank, NJ/Red Bank Catholic
23	Jayden Bellamy	CB	5-11	175	Fr.	Fr.	North Haledon, NJ/Bergen Catholic
81	Cane Berrong	TE	6-3 ½	243	So.	Fr.	Hartwell, GA/Hart County Comprehensive
27	JD Bertrand (C)	LB	6-1	230	Sr.	Jr.	Alpharetta, GA/Blessed Trinity
12	Jordan Botelho	LB	6-2 ½	250	Jr.	Jr.	Honolulu, HI/Saint Louis
28	TaRiq Bracy	CB	5-10 ¾	185	Gr.	*Sr.	Milpitas, CA/Milpitas
2	DJ Brown	S	6-0 ¾	200	Gr.	Sr.	Annapolis, MD/St. John's College
91	Josh Bryan	K	5-11 ½	191	So.	Fr.	Valencia, CA/Sierra Canyon
12	Tyler Buchner	QB	6-1	215	So.	So.	San Diego, CA/Helix
40	Joshua Burnham	DL	6-3 ½	233	Fr.	Fr.	Traverse City, MI/Traverse City Central
68	Michael Carmody	OL	6-5 ½	280	Jr.	So.	Mars, PA/Mars Area
77	Ty Chan	OL	6-5	310	Fr.	Fr.	Lowell, MA/Lawrence Academy
16	Deion Colzie	WR	6-4 ¼	211	So.	So.	McDonough, GA/Athens Academy
78	Pat Coogan	OL	6-5 ½	309	So.	Fr.	Palos Heights, IL/Marist
37	Henry Cook	WR	5-10	187	Jr.	Jr.	Shaker Heights, OH/St. Ignatius
52	Zeke Correll	OL	6-3	308	Sr.	Jr.	Cincinnati, OH/Anderson
70	Ashton Craig	OL	6-4 ¼	293	Fr.	Fr.	Lawrenceburg, IN/Lawrenceburg
56	Howard Cross III	DL	6-0 7/8	276	Sr.	Jr.	Paramus, NJ/Saint Joseph Regional
3	Avery Davis (C)	WR	5-11	198	Gr.	*Sr.	Cedar Hill, TX/Cedar Hill
3	Logan Diggs	RB	6-0	214	So.	So.	Boutte, LA/Archbishop Rummel
26	Chase Dixon	WR	6-0	183	Jr.	Jr.	Rockford, IL/Boylard Central Catholic
90	Alexander Ehrensberger	DL	6-6 ½	267	Jr.	So.	Dusseldorf, Germany/Theodor-Fliedner Gymnasium
28	Griffin Eifert	WR	6-0 ½	202	Jr.	Jr.	Fort Wayne, IN/Bishop Dwenger
34	Osita Ekwonu	DL	6-0 ¾	235	Sr.	Jr.	Charlotte, NC/Providence Day School
7	Audric Estimé	RB	5-11 ½	229	So.	So.	Nyack, NY/St. Joseph Regional
88	Mitchell Evans	TE	6-5 ½	255	So.	So.	Wadsworth, OH/Wadsworth
54	Blake Fisher	OL	6-6	327	So.	Fr.	Avon, IN/Avon
23	Justin Fisher	FB	6-1 ¾	225	Fr.	Fr.	Mishawaka, IN/Mishawaka
98	Tyson Ford	DL	6-4	275	Fr.	Fr.	St. Louis, MO/John Burroughs
7	Isaiah Foskey (C)	DL	6-5	265	Sr.	Jr.	Antioch, CA/De La Salle
91	Aiden Gobaira	DL	6-4 ½	241	Fr.	Fr.	Fairfax, VA/Chantilly
49	Mike Graves	S	5-7 7/8	190	Gr.	Sr.	Los Angeles, CA/Loyola
3	Houston Griffith	S	6-0 ¼	205	Gr.	*Sr.	Chicago, IL/IMG Academy (FL)
99	Blake Grupe	K	5-7 ¾	156	Gr.	*Sr.	Sedalia, MO/Smith-Cotton/Arkansas State
5	Cam Hart	CB	6-2 ½	198	Sr.	Jr.	Baltimore, MD/Good Counsel
11	Ramon Henderson	S	6-1	190	Jr.	Jr.	Bakersfield, CA/Liberty
41	Donovan Hinich	DL	6-1 ¾	280	Fr.	Fr.	Pittsburgh, PA/Central Catholic
72	Caleb Johnson	OL	6-5 ½	295	So.	Fr.	Ocala, FL/Trinity Catholic
16	Brandon Joseph	S	6-1	196	Sr.	Jr.	College Station, Texas/College Station/Northwestern
92	Aidan Keanaaina	DL	6-3	323	Jr.	So.	Brighton, CO/J.K. Mullen
27	Chase Ketterer	RB	5-11 ¾	210	Jr.	Jr.	New Carlisle, IN/New Prairie
24	Jack Kiser	LB	6-1 ½	223	Sr.	Jr.	Royal Center, IN/Pioneer
10	Prince Kollie	LB	6-0 ½	220	So.	So.	Jonesborough, TN/David Crockett
73	Andrew Kristofic	OL	6-5 ¼	300	Sr.	Jr.	Gibsonia, PA/Pine-Richland
0	Braden Lenzy	WR	5-11 ¾	182	Gr.	Sr.	Tigard, OR/Tigard Senior
6	Clarence Lewis	CB	5-11 ½	203	Jr.	Jr.	Edison, NJ/Mater Dei
40	Barret Liebentritt	TE	6-0	227	So.	So.	Omaha, NE/Skutt Catholic
8	Marist Liufau	LB	6-2 ¼	235	Sr.	Jr.	Kalihi, HI/Punahou
75	Josh Lugg	OL	6-6 7/8	316	Gr.	*Sr.	Wexford, PA/North Allegheny Senior

No.	Name	Pos.	Ht.	Wt.	Cl.	Elg.	Hometown/High School
43	Greg Mailey	WR	6-1	207	Gr.	Sr.	Hudson, OH/Hudson
87	Michael Maye (C)r	TE	6-4 ½	265	Jr.	Jr.	Independence, KY/Covington Catholic
14	Bryce McPerson	P	6-1 ½	190	Fr.	Fr.	Indian Trail, NC/Metrolina Christian Academy
15	Tobias Merriweather	WR	6-4	198	Fr.	Fr.	West Camas, WA/Union
21	Jaden Mickey	CB	5-11 ½	176	Fr.	Fr.	Eastville, CA/Centennial
99	Rylie Mills	DL	6-5 ½	292	Jr.	Jr.	Lake Bluff, IL/Lake Forest
51	Rino Monteforte	LS	5-7	210	Fr.	Fr.	Uniondale, NY/Kellenberg Memorial
20	Benjamin Morrison	CB	6-0 ¼	179	Fr.	Fr.	Phoenix, AZ/Brophy Prep
53	Quinn Murphy	OL	6-5 ¼	314	Sr.	Sr.	Duxbury, MA/Duxbury
47	Jason Onye	DL	6-4 ½	283	So.	Fr.	North Providence, RI/Bishop Hendricken
31	Nana Osafo-Mensah	DL	6-3 ¾	250	Sr.	Jr.	Fort Worth, TX/Nolan Catholic
55	Jarrett Patterson (C)	OL	6-4 ½	310	Gr.	Sr.	Laguna Hills, CA/Mission Viejo
13	Gi'Bran Payne	RB	5-9 ¾	195	Fr.	Fr.	Cincinnati, OH/LaSalle
44	Alex Peitsch	LS	6-1 ½	215	Jr.	So.	Ellicott City, MD/St. John's College
80	Jack Polian	WR	6-0 ½	184	So.	So.	Ponte Vedra, FL/Ponte Vedra
11	Ron Powulus III	QB	6-2 ¾	227	So.	Fr.	Granger, IN/Penn
20	Jadarian Price	RB	5-10 ¾	197	Fr.	Fr.	Denison, TX/Denison
10	Drew Pyne	QB	5-11 ½	198	Jr.	So.	New Canaan, CT/New Canaan
9	Eli Raridon	TE	6-6 ¾	245	Fr.	Fr.	Des Moines, IA/Valley
86	Conor Ratigan	WR	5-11 ¾	187	Sr.	Sr.	Granger, IN/St. Joseph
33	Tre Reader	LB	6-0 ¾	203	Fr.	Fr.	Tampa, FL/Berkeley Prep
25	Philip Riley	CB	5-11 ½	195	So.	Fr.	Riverview, FL/Bloomingdale
97	Gabriel Rubio	DL	6-5 ¼	295	So.	Fr.	St. Louis, MO/Lutheran of St. Charles County
32	Chris Salerno	K	5-10 ½	198	So.	So.	Valencia, CA/Crespi Carmelite
29	Matt Salerno	WR	6-0 ¾	195	Gr.	Sr.	Valencia, CA/Crespi Carmelite
35	Hakim Sanfo	TE	6-4 ¾	235	Jr.	Jr.	Alexandria, VA/Mount Vernon
36	Eddie Scheidler	S	5-10 ¾	187	Sr.	Sr.	Lake Forest, IL/Lake Forest
82	Leo Scheidler	WR	6-0	176	Fr.	Fr.	Lake Forest, IL/Lake Forest
74	Billy Schrauth	OL	6-4 ½	302	Fr.	Fr.	Campbellspoint, WI/St. Mary's Springs
48	Will Schweitzer	LB	6-4	225	So.	Fr.	Los Gatos, CA/Los Gatos
89	Charlie Selna	TE	6-6 ½	256	Jr.	Jr.	Atherton, CA/Sacred Heart Prep
38	Davis Sherwood	TE	6-3	238	So.	So.	Hightstown, NJ/Good Counsel
65	Chris Smith	DL	6-1 ¾	310	Gr.	Sr.	Detroit, MI/Cranbrook Kingswood/Harvard
17	Jaylen Sneed	LB	6-1 ½	215	Fr.	Fr.	Hilton Head Island, SC/Hilton Head
39	Jon Sot	P	5-10 ¾	198	Gr.	Sr.	Clark, NJ/Saint Joseph/Harvard
50	Rocco Spindler	OL	6-4 ¾	315	So.	Fr.	Clarkston, MI/Clarkston
85	Holden Staes	TE	6-4 ¼	226	Fr.	Fr.	Atlanta, GA/The Westminster School
4	Lorenzo Styles	WR	6-1 ½	195	So.	So.	Pickerington, OH/Pickerington Central
83	Jayden Thomas	WR	6-1 ½	215	So.	Fr.	Paulding County, GA/Pace Academy
18	Chance Tucker	CB	5-11 ¾	187	So.	Fr.	Encino, CA/Crespi Carmelite
44	Junior Tuihalamaka	LB	6-2	240	Fr.	Fr.	Granada Hills, CA/Bishop Alemany
25	Chris Tyree	RB	5-9 ½	197	Jr.	Jr.	Chester, VA/Thomas Dale
30	Chris Velotta	RB	5-8 7/8	200	Sr.	Sr.	Cleveland, OH/St. Ignatius
65	Michael Vinson	LS	6-2	228	Gr.	Sr.	Winnetka, IL/New Trier
59	Aamil Wagner	OL	6-6	267	Fr.	Fr.	Yellow Springs, OH/Wayne
22	Justin Walters	S	6-0 ¾	190	So.	Fr.	Bolingbrook, IL/Bolingbrook
26	Xavier Watts	S	5-11 ¾	193	Jr.	So.	Omaha, NE/Harry A. Burke
71	Brennan Wicks	OL	6-5	313	Jr.	Jr.	Forestville, MD/Bishop McNamara
5	Joe Wilkins Jr.	WR	6-1 ½	202	Gr.	Sr.	North Fort Myers, FL/North Fort Myers
39	Andrew Yanoshak	TE	6-1 7/8	236	So.	So.	Bedford, PA/Bishop Guilfoyle
92	Zac Yoakam	K	5-8	180	Fr.	Fr.	Upper Arlington, OH/Upper Arlington
42	Nolan Ziegler	LB	6-3	220	Fr.	Fr.	Caledonia, MI/Catholic Central

* - Super Senior

Note: Class years are academic enrollment; Eligibility is in regards to on the field.

No.	Name	Pos.	Ht.	Wt.	Cl.	Elg.	Hometown/High School
0	Braden Lenzy	WR	5-11 ¾	182	Gr.	Sr.	Tigard, OR/Tigard Senior
2	DJ Brown	S	6-0 ¾	200	Gr.	Sr.	Annapolis, MD/St. John's College
3	Avery Davis (C)	WR	5-11	198	Gr.	*Sr.	Cedar Hill, TX/Cedar Hill
3	Logan Diggs	RB	6-0	214	So.	So.	Boutte, LA/Archbishop Rummel
3	Houston Griffith	S	6-0 ¼	205	Gr.	*Sr.	Chicago, IL/IMG Academy (FL)
4	Lorenzo Styles	WR	6-1 ½	195	So.	So.	Pickerington, OH/Pickerington Central
5	Cam Hart	CB	6-2 ½	198	Sr.	Jr.	Baltimore, MD/Good Counsel
5	Joe Wilkins Jr.	WR	6-1 ½	202	Gr.	Sr.	North Fort Myers, FL/North Fort Myers
6	Clarence Lewis	CB	5-11 ½	203	Jr.	Jr.	Edison, NJ/Mater Dei
7	Audric Estimé	RB	5-11 ½	227	So.	So.	Nyack, NY/St. Joseph Regional
7	Isaiah Foskey (C)	DL	6-5	265	Sr.	Jr.	Antioch, CA/De La Salle
8	Marist Liufau	LB	6-2 ¼	235	Sr.	Jr.	Kalihi, HI/Punahou
9	Justin Ademilola	DL	6-1 ¾	253	Gr.	Sr.	Jackson, NJ/St. Peter's Prep
9	Eli Raridon	TE	6-6 ¾	245	Fr.	Fr.	Des Moines, IA/Valley
10	Prince Kollie	LB	6-0 ½	220	So.	So.	Jonesborough, TN/David Crockett
10	Drew Pyne	QB	5-11 ½	198	Jr.	So.	New Canaan, CT/New Canaan
11	Ramon Henderson	S	6-1	190	Jr.	Jr.	Bakersfield, CA/Liberty
11	Ron Powlus III	QB	6-2 ¾	227	So.	Fr.	Granger, IN/Penn
12	Jordan Botelho	LB	6-2 ½	250	Jr.	Jr.	Honolulu, HI/Saint Louis
12	Tyler Buchner	QB	6-1	215	So.	So.	San Diego, CA/Helix
13	Gi'Bran Payne	RB	5-9 ½	195	Fr.	Fr.	Cincinnati, OH/LaSalle
14	Bryce McFerson	P	6-1 ½	190	Fr.	Fr.	Indian Trail, NC/Metrolina Christian Academy
15	Ryan Barnes	CB	6-1 ¾	190	So.	Fr.	Gaithersburg, MD/Quince Orchard
15	Tobias Merriweather	WR	6-4	198	Fr.	Fr.	West Camas, WA/Union
16	Deion Colzie	WR	6-4 ¼	211	So.	So.	McDonough, GA/Athens Academy
16	Brandon Joseph	S	6-1	196	Sr.	Jr.	College Station, Texas/College Station/Northwestern
17	Jaylen Sneed	LB	6-1 ½	215	Fr.	Fr.	Hilton Head Island, SC/Hilton Head
18	Steve Angeli	QB	6-2 ¾	211	Fr.	Fr.	Westfield, NJ/Bergen Catholic
18	Chance Tucker	CB	5-11 ¾	187	So.	Fr.	Encino, CA/Crespi Carmelite
19	Marty Auer	S	5-11 ½	204	So.	So.	Glenview, IL/Loyola Academy
20	Benjamin Morrison	CB	6-0 ¼	179	Fr.	Fr.	Phoenix, AZ/Brophy Prep
20	Jadarian Price	RB	5-10 ¾	197	Fr.	Fr.	Denison, TX/Denison
21	Jaden Mickey	CB	5-11 ½	176	Fr.	Fr.	Eastville, CA/Centennial
22	Justin Walters	S	6-0 ¾	190	So.	Fr.	Bolingbrook, IL/Bolingbrook
23	Jayden Bellamy	CB	5-11	175	Fr.	Fr.	North Haledon, NJ/Bergen Catholic
23	Justin Fisher	FB	6-1 ¾	225	Fr.	Fr.	Mishawaka, IN/Mishawaka
24	Jack Kiser	LB	6-1 ¾	223	Sr.	Jr.	Royal Center, IN/Pioneer
25	Philip Riley	CB	5-11 ½	195	So.	Fr.	Riverview, FL/Bloomington
25	Chris Tyree	RB	5-9 ½	197	Jr.	Jr.	Chester, VA/Thomas Dale
26	Chase Dixon	WR	6-0	183	Jr.	Jr.	Rockford, IL/Boylard Central Catholic
26	Xavier Watts	S	5-11 ¾	193	Jr.	So.	Omaha, NE/Harry A. Burke
27	JD Bertrand (C)	LB	6-1	230	Sr.	Jr.	Alpharetta, GA/Blessed Trinity
27	Chase Ketterer	RB	5-11 ¾	210	Jr.	Jr.	New Carlisle, IN/New Prairie
28	TaRiq Bracy	CB	5-10 ¾	185	Gr.	*Sr.	Milpitas, CA/Milpitas
28	Griffin Eifert	WR	6-0 ½	202	Jr.	Jr.	Fort Wayne, IN/Bishop Dwenger
29	Matt Salerno	WR	6-0 ¾	195	Gr.	Sr.	Valencia, CA/Crespi Carmelite
30	Chris Velotta	RB	5-8 ¾	200	Sr.	Sr.	Cleveland, OH/St. Ignatius
31	Nana Osafo-Mensah	DL	6-3 ¾	250	Sr.	Jr.	Fort Worth, TX/Nolan Catholic
32	Chris Salerno	K	5-10 ½	198	So.	So.	Valencia, CA/Crespi Carmelite
33	Sam Assaf	RB	6-1	200	Sr.	Sr.	Atlanta, GA/Pace Academy
33	Tre Reader	LB	6-0 ¾	203	Fr.	Fr.	Tampa, FL/Berkeley Prep
34	Osita Ekwonu	DL	6-0 ¾	235	Sr.	Jr.	Charlotte, NC/Providence Day School
35	Hakim Sanfo	TE	6-4 ¾	235	Jr.	Jr.	Alexandria, VA/Mount Vernon
36	Eddie Scheidler	S	5-10 ½	187	Sr.	Sr.	Lake Forest, IL/Lake Forest
37	Henry Cook	WR	5-10	187	Jr.	Jr.	Shaker Heights, OH/St. Ignatius
38	Davis Sherwood	TE	6-3	238	So.	So.	Hightstown, NJ/Good Counsel
39	Jon Sot	P	5-10 ¾	198	Gr.	Sr.	Clark, NJ/Saint Joseph/Harvard
39	Andrew Yanoshak	TE	6-1 ¾	236	So.	So.	Bedford, PA /Bishop Guilfoyle

No.	Name	Pos.	Ht.	Wt.	Cl.	Elg.	Hometown/High School
40	Joshua Burnham	DL	6-3 ½	233	Fr.	Fr.	Traverse City, MI/Traverse City Central
40	Barret Liebenritt	TE	6-0	227	So.	So.	Omaha, NE/Skutt Catholic
41	Donovan Hinish	DL	6-1 ¾	280	Fr.	Fr.	Pittsburgh, PA/Central Catholic
42	Nolan Ziegler	LB	6-3	220	Fr.	Fr.	Caledonia, MI/Catholic Central
43	Greg Mailey	WR	6-1	207	Gr.	Sr.	Hudson, OH/Hudson
44	Alex Peitsch	LS	6-1 ½	215	Jr.	So.	Ellicott City, MD/St. John's College
44	Junior Tuihalamaka	LB	6-2	240	Fr.	Fr.	Granada Hills, CA/Bishop Alemany
47	Jason Onye	DL	6-4 ½	283	So.	Fr.	North Providence, RI/Bishop Hendricken
48	Will Schweitzer	LB	6-4	225	So.	Fr.	Los Gatos, CA/Los Gatos
49	Mike Graves	S	5-7 ¾	190	Gr.	Sr.	Los Angeles, CA/Loyola
50	Rocco Spindler	OL	6-4 ¾	315	So.	Fr.	Clarkston, MI/Clarkston
51	Rino Monteforte	LS	5-7	210	Fr.	Fr.	Uniondale, NY/Kellenberg Memorial
52	Bo Bauer (C)r	LB	6-2 ¾	235	Gr.	*Sr.	Harborcreek, PA/Cathedral Prep
52	Zeke Correll	OL	6-3	308	Sr.	Jr.	Cincinnati, OH/Anderson
53	Quinn Murphy	OL	6-5 ¼	314	Sr.	Sr.	Duxbury, MA/Duxbury
54	Blake Fisher	OL	6-6	327	So.	Fr.	Avon, IN/Avon
55	Jarrett Patterson (C)	OL	6-4 ½	310	Gr.	Sr.	Laguna Hills, CA/Mission Viejo
56	Howard Cross III	DL	6-0 ¾	276	Sr.	Jr.	Paramus, NJ/Saint Joseph Regional
57	Jayson Ademilola	DL	6-3	285	Gr.	*Sr.	Jackson, NJ/St. Peter's Prep
59	Aamil Wagner	OL	6-6	267	Fr.	Fr.	Yellow Springs, OH/Wayne
65	Chris Smith	DL	6-1 ¾	310	Gr.	Sr.	Detroit, MI/Cranbrook Kingswood/Harvard
65	Michael Vinson	LS	6-2	228	Gr.	Sr.	Winnetka, IL/New Trier
68	Michael Carmody	OL	6-5 ½	280	Jr.	So.	Mars, PA/Mars Area
70	Ashton Craig	OL	6-4 ¼	293	Fr.	Fr.	Lawrenceburg, IN/Lawrenceburg
71	Brennan Wicks	OL	6-5	313	Jr.	Jr.	Forestville, MD/Bishop McNamara
72	Caleb Johnson	OL	6-5 ¾	295	So.	Fr.	Ocala, FL/Trinity Catholic
73	Andrew Kristofic	OL	6-5 ¼	300	Sr.	Jr.	Gibsonia, PA/Pine-Richland
74	Billy Schrauth	OL	6-4 ½	302	Fr.	Fr.	Campbellsport, WI/St. Mary's Springs
75	Josh Lugg	OL	6-6 ¾	316	Gr.	*Sr.	Wexford, PA/North Allegheny Senior
76	Joe Alt	OL	6-7 ¾	317	So.	So.	North Oaks, MN/Totino-Grace
77	Ty Chan	OL	6-5	310	Fr.	Fr.	Lowell, MA/Lawrence Academy
78	Pat Coogan	OL	6-5 ¾	309	So.	Fr.	Palos Heights, IL/Marist
79	Tosh Baker	OL	6-8	310	Jr.	So.	Scottsdale, AZ/Pinnacle
80	Jack Polian	WR	6-0 ½	184	So.	So.	Ponte Vedra, FL/Ponte Vedra
81	Cane Berrong	TE	6-3 ½	243	So.	Fr.	Hartwell, GA/Hart County Comprehensive
83	Jayden Thomas	WR	6-1 ½	215	So.	Fr.	Paulding County, GA/Pace Academy
84	Kevin Bauman	TE	6-4 ½	252	Jr.	So.	Red Bank, NJ/Red Bank Catholic
85	Holden Staes	TE	6-4 ¼	226	Fr.	Fr.	Atlanta, GA/The Westminster School
86	Conor Ratigan	WR	5-11 ¾	187	Sr.	Sr.	Granger, IN/St. Joseph
87	Michael Mayer (C)	TE	6-4 ½	265	Jr.	Jr.	Independence, KY/Covington Catholic
88	Mitchell Evans	TE	6-5 ¾	255	So.	So.	Wadsworth, OH/Wadsworth
89	Charlie Selna	TE	6-6 ¾	256	Jr.	Jr.	Atherton, CA/Sacred Heart Prep
90	Alexander Ehrensberger	DL	6-6 ¾	267	Jr.	So.	Dusseldorf, Germany/Theodor-Fliedner Gymnasium
91	Josh Bryan	K	5-11 ¾	191	So.	Fr.	Valencia, CA/Sierra Canyon
91	Aiden Gobaira	DL	6-4 ¾	241	Fr.	Fr.	Fairfax, VA/Chantilly
92	Aidan Keanaaina	DL	6-3	323	Jr.	So.	Brighton, CO/J.K. Mullen
92	Zac Yoakam	K	5-8	180	Fr.	Fr.	Upper Arlington, OH/Upper Arlington
97	Gabriel Rubio	DL	6-5 ¼	295	So.	Fr.	St. Louis, MO/Lutheran of St. Charles County
98	Tyson Ford	DL	6-4	275	Fr.	Fr.	St. Louis, MO/John Burroughs
99	Blake Grupe	K	5-7 ¾	156	Gr.	*Sr.	Sedalia, MO/Smith-Cotton/Arkansas State
99	Rylie Mills	DL	6-5 ¾	292	Jr.	Jr.	Lake Bluff, IL/Lake Forest

* - Super Senior

Note: Class years are academic enrollment; Eligibility is in regards to on the field.

PRONUNCIATION GUIDE

No.	NAME	PRONUNCIATION
57	Jayson Ademilola	add-ah-meh-low-la
9	Justin Ademilola	add-ah-meh-low-la
84	Kevin Bauman	bauw (take a bow)-man
80	Cane Berrong	Burr-ong
17	Jordan Botelho	Bo-tell-o
28	TaRiq Bracy	tuh-Rlique
12	Tyler Buchner	Buck-ner
68	Michael Carmody	CAR-mah-dee
78	Pat Coogan	Cooo-gun
52	Zeke Correll	Core-ell
90	Alexander Ehrensberger	Air-ens-ber-ger
28	Griffin Eifert	Eye-fert
34	Osisita Ekwonu	oh-SEE-tuh e-KWAN-ooo
24	Audric Estimé	ES-tim-MAY
7	Isaiah Foskey	Foss key
91	Aiden Gobaira	go buy rah
99	Blake Grupe	grew-pee
11	Ramon Henderson	RAH-moan
41	Donovan Hinish	hye-nish
92	Aidan Keanaaina	Key -aw-nah-eye-nah
27	Chase Ketterer	Ket-err-err
73	Andrew Kristofic	kris-TAH-fik
40	Barret Liebentritt	lee-ban-tritt
8	Marist Liufau	lee-UH-fow
87	Michael Mayer	Mayor
14	Bryce McFerson	Mc-fuhr-son
51	Rico Monteforte	monty-for-tey
47	Jason Onye	own-yay
31	Nana Osafo-Mensah	nah-nah oh-SAH-fo MEN-suh
13	Gí'Bran Payne	gih bron
44	Alex Peitsch	Pie-sh
11	Ron Powlus III	PAUL-us
35	Hakim Sanfo	Hah-keem
36	Eddie Scheidler	SHIDE-ler
82	Leo Scheidler	SHIDE-ler
74	Billy Schrauth	sh-ROUTH
48	Will Schweitzer	Sh-white-zer
39	Jon Sot	like dot
50	Rocco Spindler	Rock-o

85	Holden Staes	stays
44	Junior Tuihalamaka	tooy-ah-la-maka
30	Skip Velotta	like lotta
59	Aamil Wagner	ah-meal
92	Zack Yoakam	yo-come
42	Nolan Ziegler	Zeg (like egg)-luhr

NOTRE DAME FOOTBALL QUICK FACTS

UNIVERSITY INFORMATION

Location	Notre Dame, Indiana
Founded	1842
Nickname	Fighting Irish
Colors	Blue and Gold
Enrollment	8,624 (undergraduates), 12,614 (total)
Stadium	Notre Dame Stadium (FieldTurf/77,622)
President	Rev. John I. Jenkins, C.S.C.
Provost	Marie Lynn Miranda
NCAA Faculty Representative	Patricia Bellia
University VP/James E. Rohr Director of Athletics	Jack Swarbrick

FOOTBALL INFORMATION

Offensive Formation	Multiple
Defensive Formation	Multiple
2021 Overall Record	11-2 Fiesta Bowl
Final Ranking	#8 AP #9 Coaches #5 CFP (pre-bowl)
Offensive/Defensive Starters From 2021 Returning/Lost	14/8
Offensive Starters From 2021 Returning/Lost	7/4
Defensive Starters From 2021 Returning/Lost	7/4
Special Teams Starters From 2021 Returning/Lost	1/2
Monogram Winners From 2021 Returning/Lost	33/24
First Year of Football	1887
Seasons	134
All-Time Record	953-333-42 (.73393)*
All-Time Record At Home	514-129-13 (.794)
All-Time Record On The Road	315-161-23 (.654)
All-Time Neutral Site Record	123-44-6 (.727)
Consensus National Championship Seasons	11 - 1924, 1929, 1930, 1943, 1946, 1947, 1949
.....	1966, 1973, 1977, 1988
College Football Playoff Appearances	2 - 2020, 2018

COACHING STAFF

Marcus Freeman (Ohio State, '07)	The Dick Corbett Head Football Coach
.....	Record at Notre Dame: 3-3 (First season)
.....	Record Overall: 3-3 (First season)
Brian Mason (Denison, '09)	Special Teams Coordinator
Al Golden (Penn State, '92)	Bob Hinton Defensive Coordinator
.....	Linebackers Coach
Tommy Rees (Notre Dame, '13)	John and Bobbie Arlotta Family Offensive Coordinator
.....	Quarterbacks Coach
Al Washington (Boston College, '06)	Bob & Leslie Mohr Family Defensive Line Coach
.....	Defensive Run Game Coordinator
Chris O'Leary (Indiana State, '14)	Pat & Jana Eilers Family Defensive Backs Coach/Safeties
Deland McCullough (Miami (Ohio), '96)	Running Backs Coach
Chansi Stuckey (Clemson, '06)	Wide Receivers Coach
Harry Hiestand (East Stroudsburg, '83)	Offensive Line Coach
Gerad Parker (Kentucky, '05)	Tight Ends Coach
Mike Mickens (Cincinnati, '11)	Cornerbacks Coach

MEDIA INFORMATION

GAME CREDENTIALS

• All requests for working press and broadcast credentials for Notre Dame’s 2022 home football games must be made through the online credential form at und.com/credentials. All credentials for print media are issued on the basis of circulation. Only local radio stations with a full-time sports director conducting a daily sports show receive consideration for credentials. Non-originating, out-of-town radio stations cannot be accommodated.

CREDENTIAL DISTRIBUTION

• Media credentials will neither be mailed nor will be available for early pickup. Credentials will ONLY be distributed on game day inside Gate 1 of the Joyce Center. A government-issued ID is required for pickup and each individual must claim only his/her own pass. All media members are to be vaccinated to cover a Notre Dame home game this season.

PARKING

• Parking requests will be accommodated on a space-available basis. All parking passes for Notre Dame football are electronic and will be emailed to those who receive credentials for the game. They will be sent out during the week of the game and should be downloaded at least 24 hours prior to game time.

MARCUS FREEMAN AVAILABILITY

• The Dick Corbett Head Football Coach Marcus Freeman conducts a weekly press conference at noon ET each Monday in person in the Notre Dame Stadium Media Room and also available via Zoom. The half hour weekly conference previews the upcoming game. Coach Freeman also holds a brief Zoom on Thursdays of game weeks at 12 p.m. ET.
 • To obtain the link for Monday or Thursday’s Zoom, media members should contact Dan Wacker (dwacker@nd.edu).

STUDENT-ATHLETE INTERVIEWS

• Interviews with Notre Dame student-athletes will occur on Tuesday during each game week in person at the Irish Athletics Center. Interview requests for student-athletes must be submitted to Katy Lonergan (klonerg2@nd.edu) by Noon ET the Sunday before the proposed interview. A player availability schedule will be distributed each Tuesday during the season. Media are not permitted to directly contact student-athletes or coaches to arrange interviews.

POST-GAME INTERVIEWS

• Post-game interviews for Dick Corbett Head Football Coach Marcus Freeman and Notre Dame players will be held in the Stadium Media Room and on Zoom. Requests for student-athlete interviews should be submitted by the eight-minute mark of the fourth quarter to Katy Lonergan via email (klonerg2@nd.edu) or Alan Wasielewski (located in the press box or available by email at awasiele@nd.edu). Transcripts from Coach Freeman’s presser will be available approximately 60 minutes following the conclusion of his post-game comments.
 • **There are no post game interviews allowed after the game at anytime and no post game stand ups or recaps are allowed in Notre Dame Stadium after the game.**

STATISTICAL SERVICES

• All media members will be provided with access to game notes at und.com/ndfbmedia. Following the game, a complete post-game statistics package will be distributed via email and will contain a full game book, updated season statistics, updated career statistics and a game XML file. If you wish to be added to the post game distribution list, please email Alan Wasielewski (awasiele@nd.edu). Live in-game statistics will be available via und.com/mediastats.

COLLEGEPRESSBOX.COM

• CollegePressBox.com has Notre Dame contact information, weekly team and opponent game notes, stats, depth charts and complete final game books along with complete media guide, spring guide, a complete listing of beat reporters, radio broadcasters, television stations and much, much more. Log on with username and password obtained through the Football Writers Association of America.

UND.COM/PRESSBOX

• All Notre Dame football information is available on the official athletics department website

of the University of Notre Dame, UND.com. Game notes, depth chart, biographies of players and coaches, transcripts of press conferences, video archives of interview sessions, special features and more can all be found at UND.com.

NOTRE DAME FOOTBALL ATHLETICS COMMUNICATIONS STAFF



KATY LONERGAN

*Associate Athletics Director
Strategic and Football Communications*
klonger2@nd.edu | 785-764-9941
game day location - field



ALAN WASIELEWSKI

*Assistant Athletics Director
Team Communications*
awasiele@nd.edu | 574-532-4167
game day location - press box



DAN WACKER

Associate Athletics Communications Director
dwacker@nd.edu | 608-487-3858
game day location - press box

WEEKLY MEDIA SCHEDULE

Day	Time ET	Event	Location
Monday	12 p.m.	Coach Freeman Press Conference	Notre Dame Stadium Media Room & Zoom
Tuesday	6:20 p.m.	Coach Rees, Coach Golden, Student-Athletes	Irish Athletic Center, sessions posted to und.com/pressbox
Thursday	12 p.m.	Coach Freeman Zoom	Zoom
Post Game	TBA	Coach Freeman, Student-Athletes	Zoom

GAME DAY COACHING LOCATIONS

Coach	Position	Location
Marcus Freeman	Head Coach	Field
Tommy Rees	Off. Coordinator/Quarterbacks	Press Box
Al Golden	Def. Coordinator/Linebackers	Field
Deland McCullough	Running Backs	Field
Harry Hiestand	Offensive Line	Field
Mike Mickens	Cornerbacks	Field
Chris O’Leary	Safeties	Press Box
Chansi Stuckey	Wide Receivers	Field
Gerad Parker	Tight Ends	Field
Brian Mason	Special Teams Coordinator	Field

THE OFFENSE

QB - DREW PYNE | STEVE ANGELI

- Pyne has started three games for the Irish, which are all three victories for the team this season. In his three starts in 2022 Pyne is 63-85 (.741) for 701 yards with 8 touchdowns and one interception (on a pass tipped at the line).
- Pyne and Buchner competed for the starting job throughout August, Buchner earned the nod against Ohio State and Marshall, but suffered a season-ending shoulder injury in the fourth quarter of the Marshall game.
- Angeli is the Irish back up for the remainder of the season and made the game-winning play in the 2022 Blue-Gold Game with a 10-yard touchdown scramble as time expired.

RB - CHRIS TYREE | AUDRIC ESTIMÉ | LOGAN DIGGS

- Tyree posted back-to-back games with over 100 total yards from scrimmage (108 vs. California, 104 at North Carolina) and had a season-high 80 yards rushing at UNC.
- Estimé followed up his first career 100-yard rushing game at North Carolina (134) with a 14-carry, 97-yard rushing effort in the victory at BYU.
- Diggs also is surging over the past two games after missing the California game with an illness. At North Carolina, he rushed for 50 yards and caught three passes for 65 yards and a touchdown. Last weekend against BYU, Diggs had a team-high 17 carries (for 93 yards).
- Tyree, Estimé and Diggs all combined for 100 total yards from scrimmage at North Carolina, the first time that has occurred by three Irish running backs since Tony Brooks (109), Mark Green (113) and Tim Brown (140) against Navy in 1987.
- Over the past three games, Tyree, Estimé and Diggs have combined for 823 total yards from scrimmage (rushing, receiving). It is the best three-game total by Irish running backs since 2003.

WR - BRADEN LENZY | LORENZO STYLES | MATT SALERNO | JAYDEN THOMAS

- Styles leads all the Irish wideouts with 19 catches for 260 yards (13.7 per reception) this season.
- Thomas, who started his first career game against California, had a break out performance in the BYU victory with three catches for 74 yards and his first touchdown.
- Salerno nabbed a 31-yard reception in the season opener at Ohio State.

TE - MICHAEL MAYER | ELI RARIDON | HOLDEN STAES

- Mayer leads the team with 33 receptions and five touchdown receptions as he sets his sights on becoming the best statistical tight end in Notre Dame history (see page 7 for more).
- Raridon and Staes are both talented true freshman that have seen action this season – Staes nabbed his first career reception against BYU.
- Kevin Bauman was lost for the season with a knee injury suffered in practice before the North Carolina game.

OL - JOE ALT | JARRETT PATTERSON | ZEKE CORRELL | JOSH LUGG | BLAKE FISHER | ANDREW KRISTOFIC

- The OL hopes to continue its momentum from the past three games. The run game keyed Notre Dame's rally in the victory over California, eventually finishing with 41 carries for 162 yards. Against North Carolina, the Irish run game took over with 51 carries for 287 yards and three rushing touchdowns. It continued at BYU as the team rushed 45 times for 234 yards.
- The OL helped the Irish pile up an amazing 35 first downs in the victory over North Carolina – the most for the program since 36 against Army in 1974.
- Jarrett Patterson who started much of his career at center, missed the game at Ohio State but has started the last three games at left guard.
- Kristofic is the first offensive lineman off the bench at either guard spot for the Irish.

THE DEFENSE

DE - ISAIAH FOSKEY | RYLIE MILLS | JUSTIN ADEMILOLA | ALEXANDER EHRENSBERGER

- Foskey is one of the top pass rushers in the nation and is ninth on the all-time Notre Dame career sacks list with 18.5.
- Mills played the opposite DE position from Foskey and broke out in the victory at North Carolina with five tackles and two sacks. He earned the Notre Dame Defensive Player of the Game Award for the effort.
- Justin Ademilola started the Marshall game and delivered with four tackles, he also had a sack against California and recovered a fumble at North Carolina.

DT - JAYSON ADEMILOLA | CHRIS SMITH

- Jayson Ademilola is one of the most experienced defensive lineman on the team and has eight tackles, two TFL and 1.5 sacks this season. He was the key contributor on a fourth-down stop in the fourth quarter against BYU – a play that ended BYU's final scoring opportunity in the 28-20 victory.
- Smith graduate transferred from Harvard and has established himself as one of the strongest players on the team. He started his first game at Notre Dame in the win at BYU.

NG - HOWARD CROSS III | GABRIEL RUBIO

- Cross is third on the team in tackles with 23, including an 11-tackle performance against Marshall. It was the first 10-tackle game by an Irish defensive lineman since Kurt Hinich had 10 against Navy last season.
- Rubio provides another big defender in the middle of the Irish defense and sees action in short yardage and goal-to-go situations.

LB - JD BERTRAND | JACK KISER | MARIST LIUFAU | BO BAUER | JUNIOR TUIHALAMAKA | PRINCE KOLLIE

- The Irish linebacker group is experienced, talented and interchangeable.
- Bertrand led the Irish in tackles last season and piled up six tackles in the second half at BYU after missing the first 30 minutes after a targeting penalty at UNC. he also forced a fumble on his first play at UNC after sitting out the first half for another targeting call against Cal.
- Kiser leads the team with 29 tackles, which includes a career-high nine against Marshall and at North Carolina, respectively.
- Liufau has 20 tackles so far this season and showed his across-the-field capability with six tackles against North Carolina.
- Bauer is a special teams all-star, has blocked a punt this season, and has played 55 games in his career (which is tied all-time at Notre Dame).

CB - CAM HART | TARIQ BRACY | JADEN MICKEY | BENJAMIN MORRISON | CLARENCE LEWIS

- Bracy has been the most consistent and reliable defensive backs on the roster this season, with numerous key plays that include 3.5 tackles for loss this season.
- Morrison, a true freshman, has started three-consecutive games and owns seven tackles with one pass break up.
- Hart was one of three Irish players listed on *The Athletic's* Freaks List this season and leads the team with three pass break ups.
- Lewis had a game-sealing interception against California called back for a personal foul-penalty while the pass was in the air.

S - BRANDON JOSEPH | DJ BROWN | RAMON HENDERSON | HOUSTON GRIFFITH

- Joseph has 21 tackles so far this season and forced his first career fumble against BYU. He was a two-time All-American at Northwestern before transferring to Notre Dame during the offseason.
- Brown leads all defensive backs with 23 tackles this season.
- Henderson contributed a career-best four tackles against California before missing the UNC game with an injury.
- Griffith is among the most experience players on the roster and is a key contributor on the Irish special teams. With Brown coming back from a minor injury, Griffith started the game at safety against BYU.

SPECIALISTS

K - BLAKE GRUPE | ZAC YOAKAM

- A graduate transfer from Arkansas State, Grupe is 5-6 on field goals this season including a season-long 47 yards against California – his first field goal in Notre Dame Stadium.
- Yoakam, a true freshman, stepped in to kick off at Ohio State after a pregame injury suffered by Bryce McFerson. Yoakam and has responded with consistent depth and height on his kickoffs. He has 17 touchbacks on 25 kickoffs this season.

P - JON SOT

- A graduate transfer from Harvard, Sot boasts a solid 46.6 average so far this season with 10 punts downed inside the 20-yard line. He enters the weekend third in the country in punting average at 46.6 and has helped the Irish rank seventh in net punting (42.86).
- Sot also serves as the holder for Irish place kicks.

MAYER MAKING HISTORY

- Junior tight end Michael Mayer continues to rewrite the Notre Dame record books. His 11-catch performance against BYU earned him the all-time receptions record for Notre Dame tight ends and he is quickly approaching a number of other school records.
- Mayer has played 29 career games with the Irish and has logged at least one catch in all 29 of those contests. His 29-game catch streak is tied for 14th among active FBS players.
- In 2021, Mayer joined Virginia's Heath Miller (2003) and Rice's James Casey (2008) as the only FBS underclassman tight ends (freshman or sophomore) in the last 25 years to have at least 70 receptions for 700 yards in a season.
- Mayer collected his 120th career reception against Marshall on September 10 and is one of 11 Notre Dame players to reach that mark this century. The only other one to reach that mark in the last five years was Chase Claypool.
- Mayer is second among all active FBS tight ends with 146 career catches:

Receptions	Games	Player	School
148	51	Brank Kuithe	Utah
146	29	Michael Mayer	Notre Dame
125	40	Sam LaPorta	Iowa

Here is an overview on where Mayer stands on the game, single season and career ranking lists for tight ends and all receivers at Notre Dame:

TIGHT END RECEPTIONS - GAME

	Rec	Player	Opponent	Date
1.	11	Michael Mayer	vs. BYU	10-8-2022
2.	9	Michael Mayer	at Stanford	10-27-2021
	9	Michael Mayer	at Florida State	9-5-2021
	9	2 other times, 2 different players		
5.	8	Michael Mayer	Marshall	9-10-2022
	8	Michael Mayer	Cincinnati	10-2-2021
	8	8 other times, 5 different players		

TIGHT END RECEIVING YARDS - GAME

	Yds	Player	Opponent	Date
1.	164	Kyle Rudolph	Michigan	9-11-2010
2.	155	Antony Fasano	Purdue	10-2-2004
3.	130	Ken MacAfee	Navy	10-29-1977
4.	121	John Carlson	at Michigan State	9-23-2006
5.	120	Michael Mayer	at Florida State	9-5-2021
6.	118	Michael Mayer	vs. BYU	10-8-2022

7.	114	Ken MacAfee	at Purdue	9-24-1977
----	-----	-------------	-----------	-----------

TIGHT END RECEPTIONS - SEASON

	Rec	Player	Season
1.	71	Michael Mayer	2021
2.	63	Tyler Eifert	2011
3.	54	Ken MacAfee	2012
4.	50	Tyler Eifert	2012
5.	47	John Carlson	2006
	47	Anthony Fasano	2005
7.	43	Cole Kmet	2019
8.	42	Michael Mayer	2020
	42	Tony Hunter	1982
10.	40	John Carlson	2007
	33	Michael Mayer	2022

TIGHT END RECEIVING YARDS - SEASON

	Yds	Player	Season
1.	840	Michael Mayer	2021
2.	803	Tyler Eifert	2011
3.	797	Ken MacAfee	1977
4.	685	Tyler Eifert	2012
5.	634	John Carlson	2006
6.	576	Anthony Fasano	2005
7.	515	Cole Kmet	2019
8.	507	Tony Hunter	1982
9.	498	Troy Niklas	2013
10.	483	Ken MacAfee	1976
	351	Michael Mayer	2022

TIGHT END TOUCHDOWN RECEPTIONS - SEASON

1.	7	Michael Mayer	2021
2.	6	Cole Kmet	2019
3.	6	Ken MacAfee	1977
4.	5	Michael Mayer	2022

TIGHT END RECEPTIONS - CAREER

1.	146	Michael Mayer	2020-current
2.	140	Tyler Eifert	2009-12

TIGHT END RECEIVING YARDS - CAREER

1.	1,840	Tyler Eifert	2009-12
2.	1,759	Ken MacAfee	1974-77
3.	1,641	Michael Mayer	2020-current

TIGHT END TOUCHDOWN RECEPTIONS - CAREER

1.	15	Ken MacAfee	1974-77
2.	14	Michael Mayer	2020-current
3.	11	Tyler Eifert	2009-12

TIGHT END TOUCHDOWN RECEPTIONS - CAREER

1.	15	Ken MacAfee	1974-77
2.	14	Michael Mayer	2020-current
3.	11	Tyler Eifert	2009-12

RECEPTIONS - CAREER

	Rec	Total Yards	Player	Seasons
1.	271	3,686	Michael Floyd	2008-11
2.	181	2,429	T.J. Jones	2010-13
3.	179	2,593	Jeff Samardzija	2003-06
4.	170	2,277	Rhema McKnight	2002-06
5.	157	2,707	Golden Tate	2007-09
6.	157	2,283	Tom Gatewood	1969-71
7.	150	2,159	Chase Claypool	2016-19
8.	146	1,641	Michael Mayer	2020-current
9.	144	2,512	Will Fuller	2009-12

RECEPTIONS/GAME - CAREER

	Rec/Game	Total Rec	Games	Player	Seasons
1.	6.30	271	43	Michael Floyd	2008-11
2.	5.30	138	26	Jim Seymour	1966-68
3.	5.23	157	30	Tom Gatewood	1969-71
	5.03	146	29	Michael Mayer	2020-current

FOSKEY THE SACK ARTIST

- Defensive end Isaiah Foskey enters the weekend with 18.5 career sacks in 33 games played. As he eyes the all-time sack record of 24.5 by Justin Tuck (2002-04), it also is noteworthy that Foskey is averaging over 1/2 a sack per game played (.56).
- That average is fourth-best for an Irish defensive player who has recorded at least 15 sacks in their career.

SACKS PER GAME AVERAGE - CAREER

	Avg	Name	Years	Sacks	Total GP
1.	.68	Justin Tuck	2002-04	24.5	36
2.	.66	Kory Minor	1995-98	22.5	34
3.	.61	Stephon Tuitt	2011-13	21.5	35
4.	.56	Isaiah Foskey	current	18.5	33
5.	.51	Mike Gann	1981-84	21	41

SACKS - CAREER RECORDS

	Sacks	Player	Season
1.	24.5	Justin Tuck	2002-04
2.	22.5	Kory Minor	1995-98

3.	21.5	Stephon Tuitt	2011-13
	21.5	Victor Abiamiri	2003-06
5.	21.0	Mike Gann	1981-84
6.	19.5	Prince Shembo	2010-13
	19.5	Renaldo Wynn	1993-96
8.	19.0	Ryan Roberts	1999-2002
9.	18.5	Isaiah Foskey	current
10.	18.0	Bryant Young	1990-93

GAMES PLAYED RECORD

Last season, fifth-year defensive lineman Kurt Hinish set the mark for career games played at Notre Dame with 61. With the extra year provided to student-athletes for the COVID 19 season, there are a hand full of Irish players who could challenge Hinish's mark this season.

1.	61	Kurt Hinish	2017-21
2.	55	Bo Bauer	2018-current
	55	Jonathan Doerer	2017-21
4.	53	Houston Griffith	2018-current
5.	52	Josh Lugg	2018-current
	52	Daelin Hayes	2016-20
	52	Romeo Okwara	2012-15
	52	Drue Tranquill	2014-18
9.	51	Chris Brown	2012-15
	51	Matthias Farley	2011-15
	51	T.J. Jones	2010-13
12.	50	Ben Koyack	2011-14
	50	Myron Tagovailoa-Amosa	2017-21
15.	48	Jayson Ademilola	2018-current
	48	TaRiq Bracy	2018-current

NOTRE DAME PLAYERS OF THE GAME

After each Notre Dame victory, the Irish coaching staff will named 'players of the game' for each facet of the team — offense, defense and special teams.

Opponent	Outcome	Offense	Defense	Special Teams
California	W, 24-17	Audric Estimé	Isaiah Foskey	Houston Griffith
North Carolina	W, 45-32	Lorenzo Styles	Rylie Mills	Brandon Joseph
BYU	W, 28-20	Michael Mayer	Jack Kiser	Zac Yoakam

BERTRAND ON AFCA GOOD WORKS TEAM

Junior linebacker JD Bertrand was selected as one of 22 players across the country to the Allstate AFCA Good Works Team for outstanding contributions to their communities.

Bertrand and others were nominated by their schools for this prestigious award based on their work off the field. This current list of 22 was narrowed down after the initial announcement of 114 nominees were selected in July. This final 22-player roster was chosen by a selection panel, which includes former Good Works Team players, journalists and officials from Allstate and the AFCA. The panel looks for players that demonstrate exceptional leadership on and off the football field.

Bertrand works with Uplifting Athletes, providing experiences for children with rare diseases and their families. He currently serves as Notre Dame’s chapter president for the organization. In an effort to support its mission, Bertrand has organized fundraising events at Notre Dame, including a Lift for Life event with his teammates and an Uplifting Bowling Experience. Led by Bertrand, Notre Dame raised \$80,385 over the past year. Bertrand, having previously served as the chapter’s vice president, made his mark in more than just fundraising. He set out to directly connect with and build a relationship with a child with a rare disease. He made an instant connection with a young football fan and his family and the two are in constant communication. Bertrand sees up close and personal the impact all of his fundraising efforts can have on those who benefit from the work of Uplifting Athletes.

Prior to the start of the 2022 season, Bertrand was voted a team captain by his peers. He’s started all three games this season at linebacker, recording 17 tackles and 1.5 tackles for loss (TFL).

As a sophomore in 2021, Bertrand played and started in all 13 games, leading the team in tackles and was the only Irish player to record over 100 tackles (101). He became the first Irish player with triple digit tackles in a season since 2018, and 63 of his 101 stops were solo, more than double the next best Irish defender. He added 7.0 TFLs, 1.5 sacks, forced a fumble, recovered another, added a pass breakup and four quarterback hurries while being named to the Phil Steel Magazine All-Independent First Team and was a 2022 preseason candidate for the LOTT Impact trophy. Off the field, Bertrand is a member of the Alpha Mu Alpha National Marketing Honor Society. He is the 2022 Paul D. Gilbert Award for Leadership winner, an award given at the discretion of the faculty to the marketing student who has excelled in various extracurricular activities. He also earned a spot on the Notre Dame Mendoza School of Business Dean’s List in 2020. The final roster features 11 players from the NCAA Football Bowl Subdivision (FBS); 11 players from the NCAA Football Championship Subdivision (FCS), Divisions II, III and the National Association of Intercollegiate Athletics (NAIA); and one honorary head coach.

NOTRE DAME STADIUM NIGHT GAME HISTORY

Date	Opponent	ND Rank	Opp Rank	Result
9/18/1982	Michigan	20	10	W, 23-17
10/6/1984	Miami FL	17	14	L, 13-31
9/21/1985	Michigan State			W, 27-10
9/19/1987	Michigan State	9	17	W, 31-8
9/10/1988	Michigan	13	9	W, 19-17
10/1/1988	Stanford	5		W, 42-14
9/15/1990	Michigan	1	4	W, 28-24
10/22/2011	Southern Cal			L, 17-31
9/22/2012	Michigan	11	18	W, 13-6
10/19/2013	Southern Cal			W, 14-10
9/13/2014	Michigan	16		W, 31-0
9/5/2015	Texas	11		W, 38-3
10/17/2015	Southern Cal	14		W, 41-31
9/17/2016	Michigan State	18	12	L, 28-36
10/15/2016	Stanford			L, 10-17
9/9/2017	Georgia	24	15	L, 19-20
9/30/2017	Miami OH (5 p.m.)	22		W, 52-17
10/21/2017	Southern Cal	13	11	W, 49-14
9/1/2018	Michigan	12	14	W, 24-17
9/29/2018	Stanford	8	7	W, 38-17
11/10/2018	Florida State	3		W, 42-26
10/12/2019	Southern Cal	9		W, 30-27
10/10/2020	Florida State	5		W, 42-26
11/7/2020	Clemson	4	1	W, 47-40 2OT
10/23/2021	Southern Cal	13		W, 31-16
10/30/2021	North Carolina	11		W, 44-34

THE LAST TIME... NOTRE DAME VS. STANFORD

	GAME 12 - 2021 November 27, 2021 Stanford Stadium	
---	---	---

NOTRE DAME	45
STANFORD	14

PALO ALTO, CA – The No. 5/5/6 Notre Dame Fighting Irish (11-1) won its seventh straight game to close out the 2021 regular season, defeating Stanford (3-9) by a final score of 45-14 in Palo Alto.

Michael Mayer had a big performance, tying his career high for catches in a game with nine for 105 yards. The sophomore set the Notre Dame single-season record for catches by a tight end with 64 on the season, passing Tyler Eifert (63).

Coan continued his impressive run of games, finishing 26-for-35 for 345 yards and two touchdowns. Kevin Austin Jr. led the Irish air attack, catching six passes for a game-high 125 yards.

SCORE BY QUARTERS

	1	2	3	4	FINAL
Notre Dame	7	17	7	14	45
Stanford	0	0	7	7	14

SCORING SUMMARY

1st 9:39 ND	B. Lenzy 16 yd pass from J. Coan (J. Doerer kick), 5-74, 3:00
2nd 14:30 ND	G. Takacs 2 yd pass from J. Coan (J. Doerer kick), 9-69, 3:40
11:27 ND	J. Doerer 36 yd FG, 5-5, 2:23
4:47 ND	K. Williams 1 yd rush (J. Doerer kick), 12-75, 5:09
3rd 13:06 STA	A. Jones 5 yd rush (J. Karty kick), 2-13, 0:39
11:31 ND	J. Coan 1 yd rush (J. Doerer kick), 4-75, 1:35
4th 14:33 ND	T. Buchner 33 yd rush (J. Doerer kick), 3-72, 0:35
11:44 STA	B. Yurosek 49 yd pass from T. McKee (J. Karty kick), 6-75, 2:49
0:58 ND	K. Williams 12 yd rush (J. Doerer kick), 9-77, 5:25

TEAM STATISTICS

	ND	STANFORD
FIRST DOWNS	27	11
RUSHES-YARDS (NET)	35-169	22-55
PASSING YARDS (NET)	341	172
Passes Comp-Att-Int	27-36-1	20-25-0
TOTAL OFFENSE PLAYS-YARDS	71-510	47-227
Fumbles-Lost	0-0	3-2
Punt Returns-Yards	0-0	0-0
Kickoff Returns-Yards	1-0	3-72
Interception Returns-Yards	0-0	1-23
Punts (Number-Avg)	5-42.4	8-46.5
Penalties-Yards	4-35	9-64

Rushing: Notre Dame- Williams 19-74-2, Buchner 3-56-1, Tyree 5-44, Lenzy 1-12, Diggs 4--2, Coan 3--15 Stanford - Jones 9-35-1, Smith 5-25, Sanders 1-10, Peat 3-3, McKee 4--18.

Passing: Notre Dame- Coan 26-35-1-345-2, Buchner 1-1-0--4-0 Stanford - McKee 20-25-0-172-1

Receiving: Notre Dame - Mayer 9-105, Austin 8-125, Lenzy 5-49-1, Styles 4-21, Williams 2-17, Evans 1-13, Takacs 1-2-1 Stanford - Wilson 6-52, Yurosek 5-87-1, Farrell 3-5, Higgins 2-11, Jones 2-11, Smith 1-7, Peat 1-0

NOTRE DAME - STANFORD SERIES HISTORY

22-13-0

H: 13-4-0; A: 8-9-0; N: 1-0-0

Site	Year	Rank	Result	ND	Opp
Pasadena, CA (1925 Rose Bowl)	1924		W	27	10
Home	1942		W	27	0
Away	1963		L	14	24
Home	1964	2-	W	28	6
Home	1988	5-	W	42	14
Away	1989	1-	W	27	17
Home	1990	1-	L	31	36
Away	1991	8-	W	42	26
Home	1992	7-19	L	16	33
Away	1993	4-	W	48	20
Home	1994	8-	W	34	15
Away	1997	-19	L	15	33
Home	1998	t23-	W	35	17
Away	1999		L	37	40
Home	2000	25-	W	20	14
Away	2001	-13	L	13	17
Home	2002	9-	W	31	7
Away	2003		W	57	7
Home	2004		W	23	15
Away	2005	6-	W	38	31
Home	2006	12-	W	31	10
Away	2007		W	21	14
Home	2008		W	28	21
Away	2009		L	38	45
Home	2010	-16	L	14	37
Away	2011	22-4	L	14	28
Home	2012	7-17	W* OT	20	13
Away	2013	25-8	L	20	27
Home	2014	9-14	W	17	14
Away	2015	4-13	L	36	38
Home	2016		L	10	17
Away	2017	8-21	L	20	38
Home	2018	8-7	W	38	17
Away	2019	15-	W	45	24
Away	2021	6-	W	45	14

**NOTRE DAME VS. STANFORD
STAT COMPARISON**

Statistic	Notre Dame	Natl Rank	Stanford	Natl Rank
3rd Down Conv. %	.426	53	.380	82
3rd Down Conv. Def	.375	65	.321	34
4th Down Conv. %	.333	110	.600	38
4th Down Conv. Def	.500	47	.500	47
Completion Percentage	.667	35	.643	55
Fewest Penalties	23	7	14	1
Fewest Penalties/Game	4.6	15	3.5	2
Fewest Penalty Yards	203	24	133	1
1st Down Defense	92	19	81	13
1st Down Offense	110	94	93	117
Fumbles Lost	2	16	8	123
Kick Return Defense	18.6	45	7.8	2
Kick Returns	17.0	109	20.38	69
Net Punting	42.86	7	41.25	21
Passes Had Intercepted	4	56	4	56
Passing Offense	219.8	95	259.8	47
Pass Yards Allowed	194.6	31	218.2	56
Pass Yards/Completion	11.69	80	12.52	51
Punt Return Defense	10.33	95	4.43	34
Punt Returns	9.56	46	3.25	124
Red Zone Defense	1.00	128	.812	56
Red Zone Offense	.875	38	.786	88
Rushing Defense	145.8	72	210.8	121
Rushing Offense	174.8	51	150.8	71
Sacks Allowed	1.6	48	4.0	128
Scoring Defense	23.2	52	34.0	114
Scoring Offense	25.6	94	29.5	72
TFL Allowed	4.0	16	8.25	123
Team Pass Efficiency	147.53	44	151.38	36
Team Pass Eff. Defense	140.45	94	139.6	92
Team Sacks	3.0	18	2.0	69
Team TFL	5.8	61	4.8	107
Time of Possession	33.41	11	29:07	78
Total Defense	340.4	36	429.0	109
Total Offense	394.6	75	410.5	64
Turnover Margin	-0.80	112	-2.50	131
Turnovers Lost	6	28	12	107

NOTRE DAME'S RECORD...

Category	Since 1996	2022
in Notre Dame Stadium	121-45	1-1
on opponent home field	64-53	1-1
on a neutral field	30-16	1-0
against AP Top 25	43-61	1-1
against unranked opponents	172-53	2-1
against AAC teams	10-2	0-0
against ACC teams	53-18	1-0
against Big Ten teams	34-32	0-1
against FBS Independent teams	22-3	0-0
against Mountain West teams	11-2	0-0
against Pac-12 teams	38-27	1-0
against Sun Belt teams	0-1	0-1
500 yards or more of total offense	50-9	1-0
400 yards or more of total offense	129-34	2-0
300 yards or more of total offense	195-73	2-1
rushes for 200 or more yards	101-10	2-0
throws for 300 or more yards	43-25	0-0
has 25 or more first downs	65-16	1-0
has 10 or more rushing first downs	118-23	2-0
has 10 or more passing first downs	109-64	2-1
has 10 or more third down conversions	17-4	1-0
commits zero turnovers	73-10	0-1
commits one or less turnovers	146-33	3-0
commits two or less turnovers	182-64	0-0
has 30 or more minutes of possession	135-42	3-0
records 3 or more sacks	95-25	2-1
records 4 or more sacks	65-9	1-0
intercepts a pass	156-54	1-0
intercepts 2 or more passes	63-17	0-0

NOTRE DAME - ACC SCHEDULING AGREEMENT HISTORY

Year	Opponent	Site	W/L	Score
2014	Syracuse	MetLife Stadium	W	31-15
2014	North Carolina	H	W	50-43
2014	Florida State	A	L	27-31
2014	Louisville	H	L	28-31
2015	Virginia	A	W	34-27
2015	Georgia Tech	H	W	30-22
2015	Clemson	A	L	22-24
2015	Pittsburgh	A	W	42-30
2015	Wake Forest	H	W	28-7
2015	Boston College	Fenway Park	W	16-13
2016	Duke	H	L	35-38
2016	Syracuse	MetLife Stadium	W	50-33
2016	NC State	A	L	3-10
2016	Miami	H	W	30-27
2016	Virginia Tech	H	L	31-34
2017	Boston College	A	W	49-20
2017	North Carolina	A	W	33-10
2017	NC State	H	W	35-14
2017	Wake Forest	H	W	48-37
2017	Miami	A	L	8-41
2018	Wake Forest	A	W	56-27
2018	Virginia Tech	A	W	45-23
2018	Pittsburgh	H	W	19-14
2018	Florida State	H	W	42-13
2018	Syracuse	Yankee Stadium	W	36-3
2019	Louisville	A	W	35-17
2019	Virginia	H	W	35-20
2019	Virginia Tech	H	W	21-20
2019	Duke	A	W	38-7
2019	Boston College	H	W	40-7
2020~	Duke	H	W	27-13
2020~	Florida State	H	W	42-26
2020~	Louisville	H	W	12-7
2020~	Pittsburgh	A	W	45-3
2020~	Georgia Tech	A	W	31-13
2020~	Clemson	H	W	47-40 (20T)
2020~	Boston College	A	W	45-31
2020~	North Carolina	A	W	31-17
2020~	Syracuse	H	W	45-21
2021	Florida State	A	W	41-38 (OT)
2021	Virginia Tech	A	W	32-29
2021	North Carolina	H	W	44-34
2021	Virginia	A	W	28-3
2021	Georgia Tech	H	W	55-0
2022	North Carolina	A	W	45-32

~ - Notre Dame was a one-year member of the ACC in 2020 due to COVID-19 scheduling challenges.

NOTRE DAME - ACC SCHEDULING AGREEMENT NOTES

- In a partnership that began in 2014, the University of Notre Dame and the Atlantic Coast Conference agreed to schedule the Irish to play, on average, five ACC opponents each season. Originally scheduled through the 2025 season, the games have now been scheduled through the 2037 campaign.
- Notre Dame is 37-7 (.841) against ACC opponents since the scheduling agreement began during the 2014 season
- The 2023 Notre Dame ACC opponent schedule:

2023	NC State	A
2023	Duke	A
2023	Louisville	A
2023	Wake Forest	H
2023	Clemson	A
2023	Pittsburgh	H

- The Irish completed their fourth-straight undefeated regular season against the ACC in 2021 (5-0). They have won 25-straight games against the ACC in the regular season dating back to 2017.
- In 2020, the Irish went 9-0 in ACC play, with wins over Duke, Florida State, Louisville, Pitt, Georgia Tech, Clemson, Boston College, North Carolina and Syracuse.
- In 2019, the Irish went undefeated against the ACC, beating Louisville, Virginia, Virginia Tech, Duke and Boston College as part of the scheduling agreement.
- The Irish improved to 29-1 in regular-season games against Atlantic Coast Conference opponents over the last five seasons (2017-22) after the win at North Carolina.
- Notre Dame has won 12-straight ACC road games and 14-consecutive ACC home games.
- There have been, and in the future there will be, seasons when the Irish face just four ACC opponents but will eventually even out the agreement by facing six ACC teams in another year (this occurred in 2014 and 2015 and is set to occur in 2021-22 and 2022-23).

NOTRE DAME VS. ACC

ND vs.	Won	Lost	Tied
Boston College	17	9	0
Clemson	2	4	0
Duke	5	2	0
Florida State	5	6	0
Georgia Tech	30	6	1
Louisville	2	1	0
Miami (Fla.)	18	8	1
North Carolina	21	2	0
North Carolina State	1	2	0
Pittsburgh	50	21	1
Syracuse	7	3	0
Virginia	4	0	0
Virginia Tech	2	1	0
Wake Forest	5	0	0
TOTALS	169	65	3

NOTRE DAME OPPOSING TEAM HOME FIELD ATTENDANCE RECORDS

Opponent	Stadium	Att. Record	Date	ND Rank	Opp Rank	Outcome
Air Force	Falcon Stadium	56,409	10/19/2002	7	18	W, 21-14
BYU	LaVell Edwards Stadium	66,247	10/16/1993	3		W, 45-20
Georgia	Sanford Stadium	93,246	9/21/2019	7	3	L, 17-23
Louisville	Cardinal Stadium	58,187	9/2/2019	9		W, 35-17
Northwestern	Ryan Field	55,752	10/27/1962		3	L, 6-35
Michigan	Michigan Stadium	115,109	9/7/2013	14	17	L, 30-41
Michigan State	Spartan Stadium	80,401	9/22/1990	1	24	W, 20-19
Southern Cal	L.A. Memorial Coliseum	105,236	12/6/1947	1	3	W, 38-7
Georgia Tech	Bobby Dodd Stadium	56,680	9/2/2006	2		W, 14-10
Temple	Lincoln Fincancial Field	69,280	10/31/2015	9	21	W, 24-20

NOTRE DAME ROAD GAME ATTENDANCE NOTES

- Since Notre Dame began to establish its national brand in the 1920s, the Fighting Irish have been a sure-fire ticket selling game where ever their football schedule takes the team. Notre Dame owns attendance records at 10 opponent home venues across the country – by far the most of any FBS team (Florida State and Miami each have four such record games).
- The Irish also own nine attendance records at active neutral site venues, which includes Allegiant Stadium, Soldier Field, Hard Rock Stadium, Aviva Stadium in Dublin, Ireland and Sun Bowl Stadium.
- Notre Dame also owns several top-10 attendance numbers at stadiums across the country, which includes some of the top attendance marks at the Cotton Bowl, Fiesta Bowl, Sugar Bowl and other notable venues.
- On page 13 there is a complete list of Notre Dame’s appearances in NFL Stadiums. The Irish will knock another NFL venue off the list on October 8th when they play their first game in Allegiant Stadium (Las Vegas Raiders) – which is one of two NFL stadium appearances this season (also M&T Bank Stadium against Navy on Nov. 12).
- Last weekend Allegiant Stadium became the 15th active NFL Stadium the Irish have competed in and the program plans to visit Mercedes-Benz Stadium (vs. Georgia Tech, 2024) and Lambeau Field (vs. Wisconsin, 2026) in the future.
- Notre Dame is 22-15 in current NFL Stadiums and 71-30-3 all-time in a facility that was home to an NFL team the year the Irish competed in the stadium.

NOTRE DAME ATTENDANCE RECORDS - NEUTRAL SITES

Opponent	Stadium	Att.	Date	ND Rank	Opp Rank	Outcome
BYU	Allegiant Stadium	62,742	10/8/2022		16	W, 28-20
Alabama	Hard Rock Stadium	80,120	1/7/2013	1	2	L, 14-42
Southern Cal	Soldier Field	120,000	11/26/1927			W, 7-6
Boston College	Fenway Park	38,686	11/21/2015	5		W, 19-16
Navy	Aviva Stadium (Dublin, Ireland)	48,280	9/1/2012			W, 50-10
Syracuse	MetLife Stadium	76,802	9/27/2014	8		W, 31-15
Army	Yankee Stadium	54,251	11/20/2010			W, 27-3
Oregon State	Chase Field (Insight Bowl)	45,917	12/8/2004			L, 21-38
Army	Shea Stadium	61,000	10/9/1965	7		W, 17-0
Miami FL	Sun Bowl Stadium	54,021	12/31/2010			W, 33-17

NOTRE DAME ATTENDANCE TOP 10 APPEARANCES

Stadium	Opponent	Rank	Att.	Date	ND Rank	Opp Rank	Outcome
Cotton Bowl Stadium (Cotton Bowl)	Texas	2nd	76,601	1/2/1978	5	1	W, 38-10
Michie Stadium	Army	2nd	42,503	10/20/1973	8		W, 62-3
Tulane Stadium	Alabama	3rd	85,372	12/31/1973	3	1	W, 24-23
FedEx Stadium	Navy	3rd	78,844	11/14/1998	12		W, 30-0
Acrisure Field	Pittsburgh	t-3rd	68,400	11/7/2015	8		W, 42-30
Darrel K. Royal Stadium	Texas	4th	102,351	9/4/2016	10		L, 47-50 2OT
M&T Bank Stadium	Navy	4th	70,932	11/15/2008			W, 27-21
Sun Devil Stadium (Fiesta Bowl)	Ohio State	4th	76,196	1/2/2006	5	4	L, 20-34
State Farm Stadium (Fiesta Bowl)	Ohio State	5th	71,123	1/1/2016	8	7	L, 28-44
Sun Devil Stadium (Fiesta Bowl)	Oregon St.	5th	75,428	1/1/2001	10	5	L, 9-41
Superdome (Sugar Bowl)	Georgia	5th	77,895	1/1/1981	7	1	L, 10-17
Acrisure Field	Pittsburgh	6th	66,451	9/3/2005		23	W, 42-21
Beaver Stadium	Penn State	6th	110,078	9/8/2007		14	L, 10-31
Memorial Stadium	Clemson	7th	84,982	10/3/2015	6	12	L, 22-24
Superdome (Sugar Bowl)	LSU	6th	77,781	1/3/2007	11	4	L, 14-41
Sun Devil Stadium (Fiesta Bowl)	W. Virginia	6th	74,911	1/2/1989	1	3	W, 34-21

NOTRE DAME IN CURRENT NFL STADIUMS

Stadium	Appearances	W	L	NFL Team
Acrisure Stadium	2003, 2005, 2009, 2011, 2013, 2020 vs. Pitt	4	2	Pittsburgh Steelers (2001-current)
Allegiant Stadium	2022	1	0	Las Vegas Raiders (2020-current)
AT&T Stadium	2013 vs. Arizona State, 2018 vs. Clemson (CFP Semifinal), 2020 vs. Alabama (CFP Semifinal)	1	2	Dallas Cowboys (2009-current)
Bank of America Stadium	2020 vs. Clemson (ACC Championship)	0	1	Carolina Panthers (1996-current)
Fed Ex Field	1998, 2014 vs. Navy, 2011 vs. Maryland	3	0	Washington Commanders (1997-current)
Hard Rock Stadium	2012 vs. Alabama (BCS National Championship), 2017 vs. Miami FL	0	2	Miami Dolphins (1987-current)
Lincoln Financial Field	2015 vs. Temple	1	0	Philadelphia Eagles (2003-current)
Lucas Oil Stadium	2014 vs. Purdue	1	0	Indianapolis Colts (2008-current)
MetLife Stadium	2010 vs. Navy, 2014, 2016 vs. Syracuse	2	1	NY Giants/NY Jets (2010-current)
M&T Bank Stadium	2002, 2006, 2008 vs. Navy	3	0	Baltimore Ravens (1998-current)
Nissan Stadium	2014 vs. LSU (Music City Bowl)	1	0	Tennessee Titans (1999-current)
Soldier Field	1992, 1994 vs. Northwestern, 2012 vs. Miami FL, 2021 vs. Wisconsin	4	0	Chicago Bears (1971-2001, 2003-current)
State Farm Stadium	2015 vs. Ohio State (Fiesta Bowl), 2022 vs. Oklahoma State (Fiesta Bowl)	0	2	Arizona Cardinals (2006-current)
Superdome	1980 vs. Georgia (Sugar Bowl), 1991 vs. Florida (Sugar Bowl), 2006 vs. LSU (Sugar Bowl)	1	2	New Orleans Saints (1975-2004, 2006-current)
TIAA Bank Field	1998 vs. Georgia Tech (Gator Bowl), 2002 vs. NC State (Gator Bowl), 2016 vs. Navy	0	3	Jacksonville Jaguars (1995-current)
		21	15	

NOTRE DAME IN FORMER NFL STADIUMS

Briggs Stadium	1951 vs. Detroit Mercy	1	0		Detroit Lions (1941-74)
Cleveland Municipal Stadium	1952, 1976, 1978 vs. Navy	3	0		Cleveland Browns (1946-95)
Giants Stadium	1977, 1983, 1995 vs. Army, 1980, 1984, 1990, 1992, 2004 vs. Navy, 1989 vs. Virginia, 2002 vs. Maryland	10	0		NY Giants (1976-2009), NY Jets (1984-2009)
L.A. Memorial Coliseum	1947, 1948, 1950, 1951, 1953, 1955, 1956, 1958, 1960, 1962, 1964, 1966, 1968, 1970, 1972, 1974, 1976, 1978, 1982, 1984, 1986, 1988, 1990, 1992, 1994, 2016, 2018, vs. Southern Cal,	12	12	3	Los Angeles Rams (1946-79, 2016-19), Los Angeles Raiders (1982-94)
Memorial Stadium (Baltimore)	1947, 1948, 1949, 1954, 1958 vs. Navy	5	0		Baltimore Colts (1947-50, 1953-83)
Pitt Stadium	1964, 1965, 1967, 1969 vs. Pitt	4	0		Pittsburgh Steelers (1958-69)
Orange Bowl	1967, 1971, 1973, 1975, 1977, 1981, 1983, 1985 vs. Miami FL, 1972 vs. Nebraska (Orange Bowl), 1974 vs. Alabama (Orange Bowl)	6	4		Miami Dolphins (1966-86)
RCA Dome	1984 vs. Purdue	0	1		Indianapolis Colts (1984 - 2007)
Schaefer Stadium	1975 vs. Boston College	1	0		New England Patriots (1971-2001)
Veterans Stadium	1972, 1974, 1993 vs. Navy	3	0		Philadelphia Eagles (1971-2002)
Yankee Stadium	1969 vs. Army	1	0		NY Giants (1956-73)
		46	17	3	

GAME 1

Sept. 3, 2022 | Ohio Stadium

(5/5) NOTRE DAME	10
(2/2) OHIO STATE	21

COLUMBUS, OH – The fifth-ranked University of Notre Dame football team opened the 2022 season under the lights at Ohio Stadium Saturday night. The Fighting Irish dropped their first contest of the season for just the first time in five seasons as Notre Dame fell 21-10 to No. 2 Ohio State. The loss snaps a five-game winning streak in season-opening games for Notre Dame.

Tyler Buchner started the first game of his career at quarterback, finishing 10-for-18 with a career-best 177 yards and a touchdown.

SCORE BY QUARTERS

	1	2	3	4	FINAL
Notre Dame	3	7	0	0	10
Ohio State	7	0	7	7	21

SCORING SUMMARY

1st	12:13	ND	#99 B. Grupe 33 yd FG, 5-71, 2:42, ND 3, OSU 0
	5:32	OSU	#2 E. Egbuka 13 yd pass from #7 C. Stroud (#95 Ruggles kick), 4-54, 01:34
2nd	11:56	ND	#7 A. Estime 1 yd rush (#99 Grupe kick), 10-87, 05:10
3rd	0:17	OSU	#10 X. Johnson 24 yd pass from #7 C. Stroud (#95 Ruggles kick), 10-70, 04:43
4th	4:51	OSU	#3 M. Williams 2 yd rush (#95 Ruggles kick), 14-95, 07:06

TEAM STATISTICS

	ND	OSU
FIRST DOWNS	12	22
RUSHES-YARDS (NET)	30-76	35-172
PASSING YARDS (NET)	177	223
Passes Comp-Att-Int	10-18-0	24-34-0
TOTAL OFFENSE PLAYS-YARDS	48-253	69-395
Fumble Returns-Yards	0-0	0-0
Punt Returns-Yards	0-0	1-4
Kickoff Returns-Yards	2-22	1-25
Interception Returns-Yards	0-0	0-0
Punts (Number-Avg)	8-46.2	5-45.0
Fumbles-Lost	1-0	0-0
Penalties-Yards	5-61	7-75
Possession Time	27:01	32:59
Third-Down Conversions	3-13	7-13
Fourth-Down Conversions	0-0	0-0
Red-Zone Scores-Chances	2-2	2-2
Sacks By: Number-Yards	1-5	3-19

Rushing: Notre Dame- Chris Tyree 6-28, Audric Estime 9-21-1, Tyler Buchner 11-18, Logan Diggs 4-9 Ohio State - TreVeyon Henderson 15-91, Miyan Williams 14-84-1, C.J. Stroud 3-1.

Passing: Notre Dame- Tyler Bucher 10-18-0-177-0, Ohio State - C.J. Stroud 24-34-0-233-2

Receiving: Notre Dame- Michael Mayer 5-32, Lorenzo Styles 2-54, Braden Lenzy 1-32, Matt Salerno 1-31, Kevin Baumann 1-22, Chris Tyree 1-6, Jayden Thomas 1-0 Ohio State - Emeka Egbuka 9-90-1, Marvin Harrison Jr. 5-56, Cade Stover 3-14, Xavier Johnson 2-34, Jayden Ballard 2-14, Jaxson Smith-Njigba 2-12, Miyan Williams 1-12

GAME 2

Sept. 10, 2022 | Notre Dame Stadium

MARSHALL	26
(8/9) NOTRE DAME	21

NOTRE DAME, IN – The University of Notre Dame football team dropped a 26-21 contest to the visiting Marshall Thundering Herd Saturday afternoon at Notre Dame Stadium. The Fighting Irish fall to 0-2, the first 0-2 start to a season since 2011. The loss marks the first loss to an unranked team at home since Nov. 19, 2016 when the Irish fell to Virginia Tech 34-31.

The Fighting Irish offense worked for 130 yards on 37 carries on the ground, Through the air, the Irish connected on 21-of-38 passing for 221 yards

Quarterback Tyler Buchner led the ground attack, picking up 44 yards on 13 carries and scoring twice. Audric Estime added 33 yards on 10 carries.

SCORE BY QUARTERS

	1	2	3	4	FINAL
Marshall	0	9	3	14	26
Notre Dame	0	7	0	14	21

SCORING SUMMARY

2nd	14:18	MAR	#8 K. Laborn 4 yd rush (#90 R. Verhoff kick missed), 10-70, 3:56, MAR 6, ND 0
	3:00	ND	#12 T. Buchner 1 yd rush (#99 B. Grupe kick), 5-56, 2:03, ND 7, MAR 6
	0:15	MAR	#90 R. Verhoff 21 yd FG, 12-74, 2:40, MAR 9, ND 7
3rd	3:54	MAR	#90 R. Verhoff 20 yd FG, 9-46, 4:10, MAR 13, ND 7
4th	14:57	ND	#12 T. Buchner 1 yd rush (#12 T. Buchner rush), 8-75, 3:57, ND 14, MAR 13
	5:16	MAR	#83 D. Miller 3 yd pass from #3 H. Colombi (#90 R. Verhoff kick), 11-94, 5:16, MAR 19, ND 15
	4:35	MAR	#3 S. Gilmore 34 yd interception return (#90 R. Verhoff kick), 0:41, MAR 26, ND 15
	0:14	ND	#87 M. Mayer 5 yd pass from #10 D. Pyne (pass from #10 D. Pyne failed), 7-32, 1:42, MAR 26, ND 21

TEAM STATISTICS

	MARSHALL	ND
FIRST DOWNS	21	22
RUSHES-YARDS (NET)	219	130
PASSING YARDS (NET)	145	221
Passes Comp-Att-Int	16-21-0	21-38-3
TOTAL OFFENSE PLAYS-YARDS	71-364	75-351
Fumble Returns-Yards	0-0	0-0
Punt Returns-Yards	1--3	1-15
Kickoff Returns-Yards	1-20	2-59
Interception Returns-Yards	3-55	0-0
Punts (Number-Avg)	6-193	4-169
Fumbles-Lost	0-0	0-0
Penalties-Yards	6-54	4-30
Possession Time	30:47	29:13
Third-Down Conversions	4-13	4-13
Fourth-Down Conversions	0-1	2-4
Red-Zone Scores-Chances	4-4	3-3
Sacks By: Number-Yards	2-14	3-17

Rushing: Notre Dame- Tyler Buchner 13-44, Audric Estime 10-33, Lorenzo Styles 1-22, Chris Tyree 3-17, Logan Diggs 7-7, Drew Pyne 3-7 Marshall - Khalan Laborn 31-163, Talik Keaton 1-30, Cam Fancher 3-12, Henry Colombi 7-9, Ethan Payne 5-7, Caleb McMillan 1-4, Jayden Harrison, 1--4.

Passing: Notre Dame- Tyler Bucher 18-32-2-201-0, Drew Pyne 3-6-1-20-1 Marshall - Henry Colombi 16-21-0-145-1

Receiving: Notre Dame- Michael Mayer 8-103, Lorenzo Styles 7-69, Kevin Bauman 2-22, Chris Tyree 2-14, Jayden Thomas 1-8, Braden Lenzy 1-5 Marshall - Jayden Harrison 3-38, Corey Gammage 3-22, Caleb McMillan 2-24, Talik Keaton 2-22, Devin Miller 2-24, Charles Montgomery 2-13, Shadeed Ahmed 1-7, Khalan Laborn 1-5



GAME 3
Sept. 17, 2022 | Notre Dame Stadium



CALIFORNIA	17
NOTRE DAME	24

NOTRE DAME, IN – The University of Notre Dame football team earned its first win of the 2022 season Saturday afternoon. The Fighting Irish earned a 24-17 victory over the visiting California Golden Bears at Notre Dame Stadium. The Irish defense recorded six sacks in the win, four of which came in the final quarter. The win marks the first victory under Dick Corbett Head Football Coach Marcus Freeman.

The ground game paved the way as Audric Estimé led the charge with 76 yards on 18 carries and a score. Chris Tyree added 64 yards and tied a career-best with 17 carries. Drew Pyne got the start under center, finishing 17-for-23 for 150 yards and two scores.

SCORE BY QUARTERS

	1	2	3	4	FINAL
California	0	10	7	0	17
Notre Dame	0	7	7	10	24

SCORING SUMMARY

2nd 14:27	CAL	#7 J. Sturdivant 18 yd pass from #13 J. Plummer (#30 D. Longhetto kick), 4-33, 0:26
8:54	ND	#25 C. Tyree 21 yd pass from #10 D. Pyne (#99 B. Grupe kick), 10-60, 5:28
4:11	CAL	#30 D. Longhetto 34 yd FG, 10-69, 4:43
3rd 9:14	ND	#7 A. Estimé 1 yd rush (#99 B. Grupe kick), 9-60, 4:00
4:48	CAL	#13 J. Plummer 1 yd rush (#30 D. Longhetto kick), 10-75, 4:26
4th 14:48	ND	#99 B. Grupe 47 yd FG, 10-46, 5:00
9:16	ND	#87 M. Mayer 6 yd pass from #10 D. Pyne (#99 B. Grupe kick), 7-66, 3:46


TEAM STATISTICS

	CALIFORNIA	ND
FIRST DOWNS	18	17
RUSHES-YARDS (NET)	31-112	41-147
PASSING YARDS (NET)	184	150
Passes Comp-Att-Int	16-37-0	17-23-0
TOTAL OFFENSE PLAYS-YARDS	68-296	64-297
Fumble Returns-Yards	0-0	0-0
Punt Returns-Yards	2-16	4-22
Kickoff Returns-Yards	1-23	2-34
Interception Returns-Yards	0-0	0-0
Punts (Number-Avg)	6-49.5	7-45.6
Fumbles-Lost	0-0	1-1
Penalties-Yards	6-59	8-66
Possession Time	26:58	33:02
Third-Down Conversions	4-15	3-12
Fourth-Down Conversions	1-3	0-0
Red-Zone Scores-Chances	3-3	2-2
Sacks By: Number-Yards	2-10	6-47


Rushing: Notre Dame- Audric Estimé 18-76-1, Chris Tyree 17-64, Drew Pyne 6-7 California - DeCarlos Brooks 5-43, Jack Plummer 12-34, Jaydn Ott 13-33, J. Michael Sturdivant 1-2

Passing: Notre Dame- Drew Pyne 17-23-0-2, Jack Plummer 16-37-0-1

Receiving: Notre Dame- Chris Tyree 5-44-1, Audric Estimé 3-43, Lorenzo Styles 3-29, Braden Lenzy 3-29, Michael Mayer 2-10, Matt Salerno 1-4 California - Jeremiah Hunter 5-66, J. Michael Sturdivant 4-61-1, Mavin Anderson 4-38, Jaydn Ott 2-11, Jermaine Terry II 2-8, DeCarlos Brooks 1-0, Jordan King 1-0, Monroe Young 2-0



GAME 4
Sept. 24, 2022 | Kenan Memorial Stadium



NOTRE DAME	45
NORTH CAROLINA	32

NOTRE DAME, IN – The University of Notre Dame football team earned a 45-32 victory over the North Carolina Tar Heels in Kenan Memorial Stadium Saturday afternoon. After going scoreless on its first two drives, the Irish offense exploded to score on seven of its next eight possessions to earn the victory. The Irish improve to 2-2 on the season, while handing North Carolina its first loss this season.

Quarterback Drew Pyne built on the foundation he laid a week ago in his first career start, a victory over Cal. Pyne finished the contest 24-for-34 for 289 yards and three scores, all of which are career bests.

Audric Estimé and Chris Tyree led a ground attack that totaled a season-high 287 yards. Estimé finished with a career-best 134 yards on 17 carries and a career-best two touchdowns. Tyree added 80 yards on 15 carries as the Irish offense averaged over five yards per carry against the Tar Heel defense.

SCORE BY QUARTERS

	1	2	3	4	FINAL
Notre Dame	0	24	14	7	45
North Carolina	7	7	6	12	32

SCORING SUMMARY

1st 9:53	UNC	#11 J. Downs 4 yd pass from #10 D. Maye (#98 Burnette kick), 12-76, 4:59
2nd 12:57	ND	#87 M. Mayer 10 yd pass from #10 D. Pyne (#99 B. Grupe kick), 8-83, 3:48
10:01	ND	#4 L. Styles 30 yd pass from #10 D. Pyne (#99 B. Grupe kick), 3-66, 1:26
6:55	UNC	#11 J. Downs 3 yd pass from #10 D. Maye (#98 Burnette kick), 9-76, 3:00
2:37	ND	#7 A. Estimé 1 yd rush (#99 B. Grupe kick), 8-75, 4:18
0:23	ND	#99 B. Grupe 40 yd FG, 12-52, 1:52
3rd 12:18	ND	#3 L. Diggs 29 yd pass from #10 D. Pyne (#99 B. Grupe kick), 6-75, 2:42
10:21	ND	#7 A. Estimé 1 yd rush (#99 B. Grupe kick), 7-15, 1:52
4:08	UNC	#3 A. Green 80 yd pass from #10 D. Maye (pass failed), 1-75, 0:11
4th 13:04	ND	#25 C. Tyree 1 yd rush (#99 B. Grupe kick), 12-75, 6:04
9:47	UNC	#28 O. Hampton 4 yd pass from #10 D. Maye (pass failed), 9-75, 3:17
1:44	UNC	#3 A. Green 64 yd pass from #10 D. Maye (pass failed), 7-80, 1:36

TEAM STATISTICS

	ND	UNC
FIRST DOWNS	35	18
RUSHES-YARDS (NET)	51-287	28-66
PASSING YARDS (NET)	289	301
Passes Comp-Att-Int	24-34-0	17-32-0
TOTAL OFFENSE PLAYS-YARDS	85-576	60-367
Fumble Returns-Yards	0-0	0-0
Punt Returns-Yards	3-43	1-3
Kickoff Returns-Yards	0-0	2-25
Interception Returns-Yards	0-0	0-0
Punts (Number-Avg)	1-54.0	5-48.4
Fumbles-Lost	1-1	1-1
Penalties-Yards	5-46	9-64
Possession Time	38:13	21:47
Third-Down Conversions	8-14	6-14
Fourth-Down Conversions	0-1	2-2
Red-Zone Scores-Chances	4-5	3-3
Sacks By: Number-Yards	3-20	1-7

Rushing: Notre Dame- Estimé 17-134-2, Tyree 15-80-1, Diggs 10-50, Pyne 6-20, Lenzy 1-7 North Carolina - Maye 13-36, Hampton 10-28, Jones 1-3, Hood 2-1, Pettaway 2- -2.

Passing: Notre Dame - Pyne 24-34-0-289-3, North Carolina - Maye 17-32-0-301-5

Receiving: Notre Dame - Mayer 7-88-1, Styles 5-69-1, Tyree 4-31, Diggs 3-65-1, Thomas 2-24, Lenzy 2-12, Salerno 1-7 North Carolina - Downs 5-32-2, Green 3-150-2, Jones 2-71, Morales 2-7, Nesbit 1-23, Blackwell 1-8, Hampton 1-4-1, Paysour 1-3, Pettaway 1-3, Jones 1-0

	GAME 5 Oct. 8, 2022 Allegiant Stadium	
--	---	---

[16/16] BYU	20
NOTRE DAME	28

LAS VEGAS, NV – The University of Notre Dame football team earned a 28-20 victory over the No. 16 BYU Cougars Saturday evening at Allegiant Stadium in the Fighting Irish's annual Shamrock Series game.

Drew Pyne led a balanced offensive attack. The sophomore quarterback finished 22-for-28 for 262 yards and three scores. Michael Mayer was Pyne's favorite target as the junior tight end finished with 11 catches for 118 yards and two scores. It's the first time a Notre Dame tight end had 10 or more receptions in a game in school history. Mayer scored a touchdown for the fourth-straight week, extending his career-best of consecutive games with a receiving touchdown.

SCORE BY QUARTERS

	1	2	3	4	FINAL
BYU	6	0	7	7	20
Notre Dame	3	15	7	3	28

SCORING SUMMARY

1st 11:25	ND	B. Grupe 28 yd FG, 8-36, 3:26
4:32	BYU	K. Epps 2 yd pass from J. Hall (J. Smith kick missed), 7-26, 3:49
2nd 14:19	ND	M. Mayer 24 yd pass from D. Pyne (B. Grupe kick), 10-75, 5:13
6:50	ND	Safety
1:03	ND	J. Thomas 30 yd pass from D. Pyne (pass failed), 10-75, 5:42
3rd 8:05	ND	M. Mayer 19 yd pass from D. Pyne (B. Grupe kick), 11-75, 6:55
5:27	BYU	K. Epps 53 yd pass from J. Hall (J. Smith kick), 5-75, 2:38
4th 14:18	BYU	C. Brooks 28 yd rush (J. Smith kick), 10-87, 4:41
6:07	ND	B. Grupe 20 yd FG, 8-62, 4:47

TEAM STATISTICS

	BYU	ND
FIRST DOWNS	13	24
RUSHES-YARDS (NET)	29-156	45-234
PASSING YARDS (NET)	120	262
Passes Comp-Att-Int	9-17-1	22-28-1
TOTAL OFFENSE PLAYS-YARDS	46-276	73-496
Fumble Returns-Yards	0-0	0-0
Punt Returns-Yards	1-42	1-6
Kickoff Returns-Yards	0-0	1-4
Interception Returns-Yards	1-0	1-6
Punts (Number-Avg)	3-46.0	2-56.5
Fumbles-Lost	2-0	0-0
Penalties-Yards	1-5	1-10
Possession Time	19:05	40:55
Third-Down Conversions	3-9	11-16
Fourth-Down Conversions	1-2	0-1
Red-Zone Scores-Chances	1-1	3-4
Sacks By: Number-Yards	0-0	2-10

Rushing: Notre Dame- Audric Estimé 14-97, Logan Diggs 17-93, Chris Tyree 11-42, Drew Pyne 1-5, Team 2- -3
BYU - Christopher Brooks 14-91-1, Lopini Katoa 8-45, Jaren Hall 5-11, Puka Nacua 1-10, Hinckley Ropati 1-4

Passing: Notre Dame- Drew Pyne 22-28-1-262-3
BYU - Jaren Hall 9-17-1-120-2

Receiving: Notre Dame- Michael Mayer 11-118-2, Jayden Thomas 3-74-1, Lorenzo Styles 3-20, Chris Tyree 2-8, Audric Estimé 1-13, Holden Staes 1-11, Braden Lenzy 1-9
BYU - Kody Epps 4-11-2, Gunner Romney 1-8, Isaac Rex 1-6, Keanu Hill 1-5, Lopini Katoa 1-3, Brayden Cosper 1 - -2

IRISH IN THE NFL

IRISH IN THE NFL NOTES

Name	Team	Pos	Week One Outcome	Week One Stats
Banks, Aaron	San Francisco	OL	W, 37-15 at Carolina	started on OL
Bars, Alex	Las Vegas	OL	Monday night vs. Kansas City	
Book, Ian	Philadelphia	QB	W, 20-17 at Arizona	practice squad
Boykin, Miles	Pittsburgh	WR	L, 3-38 at Buffalo	one catch for 11 yards
Claypool, Chase	Pittsburgh	WR	L, 3-38 at Buffalo	5 catches, 50 yards
Daly, Scott	Detroit	LS	L, 0-29 at New England	played, recovered a fumble
Eichenberg, Liam	Miami	OL	L, 17-40 at NY Jets	started on OL
Gilman, Alohi	LA Chargers	S	W, 30-28 at Cleveland	7 tackles, 1 interception
Farley, Matthias	Las Vegas	S	Monday night vs. Kansas City	practice squad
Hainsey, Robert	Tampa Bay	OL	W, 21-15 vs. Atlanta	started on OL
Hamilton, Kyle	Baltimore	S	W, 19-17 vs. Cincinnati	played, no stats
Hayes, Daelin	Baltimore	OLB	L, 20-23 vs. Buffalo	DNP, injured reserve
Hinish, Kurt	Houston	DL	W, 13-6 at Jacksonville	played, no stats
Jansen, J.J.	Carolina	LS	L, 15-37 vs. San Francisco	played
Jones, Jamir	Pittsburgh	LB	L, 3-38 at Buffalo	DNP
Jones Jr., Tony	New Orleans	RB	W, 39-32 vs. Seattle	DNP
Kareem, Khalid	Cincinnati	DL	L, 17-19 at Baltimore	DPN, injured reserve
Kmet, Cole	Chicago	TE	L, 22-29 at Minnesota	4 catches, 45 yards
Kraemer, Tommy	Detroit	OL	L, 0-29 at New England	DNP
Love, Julian	NY Giants	SS	W, 27-22 vs. Green Bay	7 tackles, six solo, one FF
Martin, Zack	Dallas	OL	W, 22-10 at LA Rams	started on OL
McCloud, Nick	NY Giants	DB	W, 27-22 vs. Green Bay	three tackles, one PBU
McGlinchey, Mike	San Francisco	OL	W, 37-15 at Carolina	started on OL
Mustipher, Sam	Chicago	OL	L, 22-29 at Minnesota	started on OL
Nelson, Quenton	Indianapolis	OL	W, 12-9 at Denver	started on OL
Ogundeji, Adetokunbo	Atlanta	OLB	L, 15-21 at Tampa Bay	one solo tackle
Okwara, Julian	Detroit	LB	L, 0-29 at New England	one tackle
Okwara, Romeo	Detroit	DE	L, 0-29 at New England	DNP
Owusu-Koramoah, Jeremiah	Cleveland	LB	L, 28-30 vs. LA Chargers	six tackles, four solo
Rochell, Isaac	Cleveland	DE	L, 28-30 vs. LA Chargers	played, no stats
Rudolph, Kyle	Tampa Bay	TE	W, 21-15 vs. Atlanta	played, one target
Skowronek, Ben	LA Rams	WR	L, 10-22 vs. Dallas	6 catches, 41 yards
Smythe, Durham	Miami	TE	L, 17-40 at NY Jets	rushing touchdown
Smith, Harrison	Minnesota	S	W, 29-22 vs. Chicago	two tackles, one PBU
Smith, Jaylon	NY Giants	LB	W, 27-22 vs. Green Bay	six tackles
Stanley, Ronnie	Baltimore	OL	W, 19-17 vs. Cincinnati	first start in two years on OL
St. Brown, Equanimeous	Chicago	WR	L, 22-29 at Minnesota	two catches, 24 yards
Tagovailoa-Amosa, Myron	Las Vegas	DL	Monday night vs. Kansas City	practice squad
Tranquill, Drue	LA Chargers	LB	W, 30-28 at Cleveland	six tackles, three solo
Tillery, Jerry	LA Chargers	DT	W, 30-28 at Cleveland	one tackle
Tremble, Tommy	Carolina	TE	L, 15-37 vs. San Francisco	one target
Williams, Kyren	LA Rams	RB	L, 10-22 vs. Dallas	DNP
Wright, Brock	Detroit	TE	L, 0-29 at New England	played, no stats

- Notre Dame has 39 players mentioned on NFL rosters as of October 10 of the 2022 season, which is the fifth-most of any college team behind Alabama, LSU, Ohio State, Georgia and Oklahoma.
- According to spotrac.com, the 39 former Irish players have earned \$448,523,164 during their careers.
- There are four former Notre Dame players who have signed contracts worth over 60 million dollars - Dallas G Zack Martin (6 years, 84 million), Baltimore OT Ronnie Stanley (5 years, 98 million), Indianapolis OG Quenton Nelson (4 years, 80 million) and Minnesota FS Harrison Smith (4 years, 64 million).
- Four Irish alumni serve as team captains for their NFL teams - Quenton Nelson (Indianapolis), J.J. Jansen (Carolina), Harrison Smith (Minnesota) and Julian Love (NY Giants).
- There have been 521 NFL Draft Picks from Notre Dame - the most of any collegiate football program.
- In 2021, Irish alumni Harrison Smith (Minnesota), Zack Martin (Dallas) and Quenton Nelson (Indianapolis) were selected for the Pro Bowl.



MARCUS FREEMAN

The Dick Corbett Head Football Coach
 13th Year Coaching
 Second Year at Notre Dame (3-3)
 First As Head Coach

THE FREEMAN FILE

Hometown	Huber Heights, OH
High School	Wayne High School
College	Ohio State (2007, B.S.; 2011, M.S.)
Wife	Joanna
Children	Vinny, Siena, Gino, Nico, Capri and Rocco

PLAYING EXPERIENCE

2004-08	Ohio State	Linebacker
2009	Chicago Bears	Linebacker
	Buffalo Bills	Linebacker
	Houston Texans	Linebacker

BOWLS PLAYED

2005	Ohio State (Alamo)
2006	Ohio State (Fiesta)
2007	Ohio State (BCS National Championship)
2008	Ohio State (BCS National Championship)

COACHING CAREER

2010	Ohio State	Graduate Assistant
2011-12	Kent State	Linebackers
2013-15	Purdue	Linebackers
2016	Purdue	Co-Defensive Coordinator/Linebackers
2017-20	Cincinnati	Defensive Coordinator/Linebackers
2021-22	Notre Dame	Bob Hinton Defensive Coordinator/Linebackers
2022-	Notre Dame	The Dick Corbett Head Football Coach

BOWLS COACHED IN

2010	Ohio State (Sugar)	2019	Cincinnati (Birmingham)
2012	Kent State (GoDaddy.com)	2020	Cincinnati (Peach)
2018	Cincinnati (Military)	2021	Notre Dame (Fiesta)

PERSONAL INFORMATION

- A four-year letterwinner for the Buckeyes from 2004 to 2008, played under Luke Fickell and earned second team All-Big Ten honors in 2008 while helping lead Ohio State to four conference titles, three BCS bowls and two trips to the national title game during his career.
- Played in the 2009 Senior Bowl and was a fifth-round draft pick of the Chicago Bears, spending time with the Bears, Buffalo Bills and Houston Texans before a medical condition ended his playing career.
- A 2007 Ohio State graduate, earned Academic All-Big Ten and academic all-district honors.
- In 2011, earned a master's degree in sports management from Ohio State.
- Graduated from Wayne High School in Huber Heights, Ohio, and was a Parade All-American

COACHING ACCOMPLISHMENTS

- Earned his first career head coaching victory over a ranked team with a 28-20 win over No. 16/16 BYU in the 2022 Shamrock Series game held in Allegiant Stadium (Las Vegas, Nevada).
- Was announced as the 30th head coach in school history on December 3, 2021.
- In his first season with the Irish in 2021, he led a transformation on the defensive side of the ball and a number of Top-20 national rankings.
- The Irish finished the season seventh nationally in defensive touchdowns (4), 10th in turnovers gained (25) and third-down conversion percentage (.321), 13th in total sacks (41.0), 14th in interceptions (15)

and 15th in scoring defense (19.7).

- The 41.0 team sacks tied the program record from the 1996 season.
- Under Freeman's guidance, Notre Dame safety Kyle Hamilton was named a consensus All-American in 2021, and went on to be the 14th overall selection in the 2022 NFL Draft.
- Freeman oversaw then-sophomore Isaiah Foskey's breakout season as a starter on the defensive line. Foskey tallied 11.0 sacks in 2021, third-most in program history for a single season.
- The depth of the Irish defense was on full display in 2021 as 15 different players recorded a sack and 21 different players had a tackle-for-loss.
- The 15 interceptions were the most in a single season since 2014 when the Irish had 16.
- In November, the Irish had three-straight games without allowing a touchdown for the first time since 2012.
- Prior to coming to South Bend, Freeman spent the previous four seasons as the defensive coordinator at Cincinnati.
- 2020 247Sports.com Defensive Coordinator of the Year and 2020 Broyles Award Finalist; 2018 & 2019 Broyles Award nominee
- In 2020, the Bearcats (9-1) earned a bid to the Peach Bowl as the No. 8-ranked team in the nation and won the American Athletic Conference Championship, the program's first outright league title since 2009, when Cincinnati's head coach was Brian Kelly.
- Cincinnati's defense ranked in the Top 20 nationally in several categories for 2020-21, including being ranked 13th in total defense (324.6 yards per game) and eighth in scoring defense (16.8 points per game) among all FBS teams.
- In addition, the Bearcats were third in team passing efficiency defense (101.25), 14th in rushing defense (111.1 yards per game), 15th in red zone defense (0.735), 17th in fourth down defense (0.375 rate), 16th in team sacks (3.00 per game) and 10th in turnovers gained (21).
- Coached the Bearcats to back-to-back 11-win seasons in 2018 and 2019, the 2019 American Athletic Conference East Division Championship and consecutive bowl-game wins in the 2018 Military Bowl and 2019 TicketSmarter Birmingham Bowl.
- The Bearcats finished atop the 2019 AAC ranks in scoring defense for the second-straight season and ranked among the league's top three in rushing and total defense.
- Cincinnati led the American in 2018 in rushing defense, scoring defense and total defense and ranked among the Top-15 in the NCAA FBS in all three categories.
- Joined the Bearcats staff after a four-year stint at Purdue. He coached linebackers all four seasons and served as the Boilermakers co-defensive coordinator in 2015.
- Freeman coached linebackers at Kent State from 2011-12, helping develop all-conference selections Luke Batton and C.J. Malauulu.
- Freeman started his coaching career as a graduate assistant coach at his alma mater, Ohio State, in 2010 and the Buckeyes went 12-1 with a victory in the Sugar Bowl.

IRISH COACHING STAFF



AL GOLDEN

Bob Hinton Defensive Coordinator/Linebackers
30th Year Coaching, First Year At Notre Dame

- Golden was a three-year letter winner and two-year starter at tight end at Penn State.
- Golden will begin his 30th year coaching and first at Notre Dame heading into the 2022 season.
- Prior to his time at Notre Dame, he spent two seasons as the linebackers coach with the Cincinnati Bengals.
- He was named to the Temple Athletics Hall of Fame's class of 2020.



TOMMY REES

John and Bobbie Arlotta Family
Offensive Coordinator/Quarterbacks
Eighth Year Coaching, Sixth At Notre Dame

- Four-year letterwinner at quarterback for Notre Dame from 2010-13
- Heading into his third season as the Notre Dame offensive coordinator in 2022 after being the quarterbacks coach from 2017-2019.
- In his second season as the offensive signal caller, he oversaw the growth and development from tight end Michael Mayer, running back Kyren Williams and graduate-transfer quarterback Jack Coan.



BRIAN MASON

Special Teams Coordinator
Sixth Year Coaching, First At Notre Dame

- He spent two seasons as a running back at Denison before an injury forced him into coaching and he spent his final two seasons in Granville as a student coach.
- Entering his first season at Notre Dame after being hired in January of 2022.
- Spent the previous five seasons at Cincinnati, he was the Special Teams Coordinator from 2018-21 and was the Director of Recruiting in 2017.



HARRY HIESTAND

Offensive Line Coach
38th Year Coaching, Seventh Year At Notre Dame,
First Year Back

- Began his college career as an offensive lineman at Springfield College (Mass.) before transferring to East Stroudsburg, where an injury ended his playing days.
- A 38-year coaching veteran who has coached offensive line at the FBS or NFL level for 31 seasons. Hiestand head's into his second stint and seventh overall year at Notre Dame in 2022.
- In his first six years in South Bend, he had six offensive linemen selected in the first three rounds of the NFL Draft.



DELAND MCCULLOUGH

Running Backs
12th Year Coaching, First At Notre Dame

- McCullough was a three-time All-MAC selection (1st team in 1992 and 1995, 2nd team in 1994) at Miami (Ohio).
- In the 2021 season at Indiana, McCullough coached running back Stephen Carr to a career year, as he gained 600 yards and scored six touchdowns in nine games for the Hoosiers.
- Prior to his second stint with the Hoosiers, McCullough spent three seasons with the Chiefs where they won Super Bowl LIV.



MIKE MICKENS

Running Backs
11th Year Coaching, Third At Notre Dame

- Starred at the University of Cincinnati where he became the school's career leader in interceptions (14) and interception return yards (296); earned All-America honors from the FWAA and Playboy in 2008.
- Heading into his third season coaching the cornerbacks at Notre Dame in 2022.
- During the 2021 season, he led the cornerback group to a number of Top-20 national rankings.



CHRIS O'LEARY

Pat and Jana Eilers Defensive Backs Coach/Safeties
Seventh Year Coaching, Third At Notre Dame

- A wide receiver, saw action in 27 games at Indiana State and hauled in 47 receptions for 397 yards, while also completing 2-of-3 passes for 61 yards and one touchdown for the Sycamores.
- Heading into his third season as the Pat and Jana Eilers Defensive Backs Coach/Safeties in 2022.
- During the 2021 season, he led the safeties group to a number of Top-20 national rankings.



GERAD PARKER

Tight Ends
17th Year Coaching, First At Notre Dame

- He was a four-year letterwinner for Kentucky where he was a Southeastern Conference Scholar Athlete Honor Roll selection (2002-03) and CoSIDA Academic All-District IV Second Team honoree (2004).
- Parker comes to South Bend after spending the 2020 and 2021 seasons at West Virginia as the offensive coordinator and wide receivers coach.



CHANSI STUCKEY

Wide Receivers
Fourth Year Coaching, First At Notre Dame

- During his college days at Clemson, he was a quarterback in his freshman season before moving to wide receiver. In his three years as a wide out, he amassed 139 receptions 1,750 yards and seven receiving touchdowns.
- Enters his first season at Notre Dame and his fourth overall as a coach in 2022.
- Came to Notre Dame after one season as the wide receivers coach at Baylor in 2021.



AL WASHINGTON

Bob and Leslie Mohr Family Defensive Line Coach/
Defensive Run Game Coordinator
15th Year Coaching, First At Notre Dame

- Washington was a three-year starter and four-year letterwinner as a defensive tackle for Boston College (2002-05). He finished his career with 74 tackles, six sacks and 15.5 tackles for loss.
- In his final season at Ohio State, Washington and the Buckeyes' defense ranked in the Top-20 nationally in defensive touchdowns and turnover margin.

HONORS AND AWARDS

Ademilola, Jayson	Lombardi Award Watch List
Bertrand, JD	AFCA Good Works Team
	Butkus Award Watch List
	Lott IMPACT Trophy Watch List
Estimé, Audric	Notre Dame Offensive Player of the Game - vs. California
Foskey, Isaiah	Associated Press Preseason All-American (First Team)
	Sporting News Preseason All-American (First Team)
	The Athletic Preseason All-American (Second Team)
	CBS Sports Preseason All-American (Second Team)
	Pro Football Focus Preseason All-American (Honorable Mention)
	Nagurski Trophy Watch List
	Bednarik Award Watch List
	Lombardi Award Watch List
	Notre Dame Defensive Player of the Game - vs. California
Griffith, Houston	Notre Dame Special Teams Player of the Game - vs. California
Grupe, Blake	Groza Award Watch List
Hart, Cam	The Athletic Freaks List - No. 38
Joseph, Brandon	Notre Dame Special Teams Player of the Game - at North Carolina
	Associated Press Preseason All-American (Second Team)
	Sporting News Preseason All-American (Second Team)
	Walter Camp Preseason All-American (Second Team)
	CBS Sports Preseason All-American (First Team)
	Pro Football Focus Preseason All-American (Second Team)
	Thorpe Award Watch List
	Bednarik Award Watch List
	Nagurski Trophy Watch List
	Lott IMPACT Trophy Watch List
Kiser, Jack	Wuerffel Trophy Watch List
	Notre Dame Defensive Player of the Game - vs. BYU
Lenzy, Braden	Senior Bowl Watch List
Lugg, Josh	Pro Football Focus Preseason All-American (Honorable Mention)
	Outland Trophy Watch List
	Senior Bowl Watch List
Mayer, Michael	Notre Dame Offensive Player of the Game - vs. BYU
	Mackey Award Tight End of the Week (Week 4)
	Associated Press Preseason All-American (Second Team)
	Sporting News Preseason All-American (First Team)
	Walter Camp Preseason All-American (Second Team)
	The Athletic Preseason All-American (Second Team)
	CBS Sports Preseason All-American (Second Team)
	Pro Football Focus Preseason All-American (Second Team)
	Maxwell Award Watch List
	Biletnikoff Award Watch List
	Mackey Award Watch List
	Walter Camp Award Watch List
	Lombardi Award Watch List

Mills, Rylie	The Athletic Freaks List - No. 56
	Notre Dame Defensive Player of the Game - at North Carolina
Patterson, Jarrett	Associated Press Preseason All-American (First Team)
	Sporting News Preseason All-American (First Team)
	Walter Camp Preseason All-American (First Team)
	CBS Sports Preseason All-American (First Team)
	Pro Football Focus Preseason All-American (First Team)
	Rimington Award Watch List
	Outland Trophy Watch List
	Lombardi Award Watch List
	Senior Bowl Watch List
Pyne, Drew	Davey O'Brien Award 'Great Eight' Week Six
Styles, Lorenzo	The Athletic Freaks List - No. 79
	Notre Dame Offensive Player of the Game - at North Carolina
Tyree, Chris	Doak Walker Award Watch List
	Paul Hornung Award Watch List
Vinson, Michael	Patrick Mennelly Award Watch List
Yoakam, Zac	Notre Dame Special Teams Player of the Game - vs. BYU

AP TOP 25

AFCA TOP 25

Rk	Team (1st Place Votes)	Rec.	Points	Trend
1	Georgia (32)	6-0	1535	+ 1
2	Ohio State (20)	6-0	1507	+ 1
3	Alabama (11)	6-0	1489	- 2
4	Clemson	6-0	1348	+ 1
5	Michigan	6-0	1319	- 1
6	Tennessee	5-0	1232	+ 2
7	Southern Cal	6-0	1214	- 1
8	Oklahoma State	5-0	1150	- 1
9	Mississippi	6-0	1061	-
10	Penn State	5-0	974	-
11	UCLA	6-0	907	+ 7
12	Oregon	5-1	893	-
13	TCU	5-0	819	+ 4
14	Wake Forest	5-1	748	+ 1
15	NC State	5-1	746	- 1
16	Mississippi State	5-1	589	+ 7
17	Kansas State	5-1	559	+ 3
18	Syracuse	5-0	393	+ 4
19	Kansas	5-1	330	-
20	Utah	4-2	328	- 9
21	Cincinnati	5-1	257	+ 3
22	Kentucky	4-2	150	- 9
	Texas	4-2	150	NR
24	Illinois	5-1	117	NR
25	James Madison	5-0	105	NR

Rk	Team (1st Place Votes)	Rec.	Points	Trend
1	Alabama (35)	6-0	1540	-
2	Georgia (18)	6-0	1516	-
3	Ohio State (10)	6-0	1477	-
4	Michigan	6-0	1354	-
5	Clemson	6-0	1328	-
6	Southern Cal	6-0	1219	-
7	Oklahoma State	5-0	1197	-
8	Tennessee	5-0	1168	-
9	Mississippi	6-0	1075	-
10	Penn State	5-0	992	-
11	Oregon	5-1	885	+ 1
12	UCLA	6-0	815	+ 7
13	NC State	5-1	808	+ 1
14	Wake Forest	5-1	776	+ 1
15	TCU	5-0	765	+ 3
16	Kansas State	5-1	539	+ 4
17	Mississippi State	5-1	533	+ 6
18	Syracuse	5-0	424	+ 3
19	Utah	4-2	364	- 8
20	Kansas	5-1	290	- 3
21	Cincinnati	5-1	248	NR
22	Kentucky	4-2	219	- 9
23	Baylor	3-2	210	- 1
24	Texas	4-2	155	NR
25	North Carolina	5-1	99	NR

Others receiving votes: **North Carolina 98**, Baylor 91, Coastal Carolina 61, **BYU 61**, NOTRE DAME 58, Florida 56, Coastal Carolina 55, Florida 52, Tulane 32, South Carolina 21, Tulane 42, Purdue 34, Florida State 18, South Carolina 12, , Minnesota 14, NOTRE DAME 13, Central Florida 10, Maryland Washington State 10, Minnesota 5, Maryland 4, LSU 4, San Jose 8, Purdue 7, Texas A&M 7, Washington 7, Washington State 7, State 1 Liberty 5, LSU 5, Florida State 4, Pittsburgh 2, San Jose State 1

bold - 2022 Notre Dame opponents

STARTER HISTORY

OFFENSE

Name	Pos.	2022	Streak	Career
Joe Alt	OL	5	13	13
Zeke Correll	OL	5	5	13
Blake Fisher	OL	5	6	7
Braden Lenzy	WR	5	16	19
Josh Lugg	OL	5	5	25
Michael Mayer	TE	5	12	20
Jarrett Patterson	OL	4	4	38
Drew Pyne	QB	3	3	3
Chris Tyree	RB	3	3	5
Davis Sherwood	TE	1	1	1
Lorenzo Styles	WR	3	1	5
Holden Staes	TE	1	0	1
Jayden Thomas	WR	1	0	1
Logan Diggs	RB	2	0	2
Tosh Baker	OL	0	0	2
Tyler Buchner	QB	2	0	2
Michael Carmody	OL	0	0	2
Audric Estimé	RB	1	0	1
Andrew Kristofic	OL	1	0	8

Rylie Mills	DL	4	1	5
Benjamin Morrison	CB	3	3	3
Chris Smith	DL	1	1	1
Justin Ademilola	DL	2	0	2
DJ Brown	S	4	0	5
Howard Cross III	DL	3	0	5
Cam Hart	CB	4	0	14
JD Bertrand	LB	3	0	16
Jordan Botelho	LB	0	0	1
Ramon Henderson	CB	0	0	4
Clarence Lewis	S/CB	2	0	21
Nana Osafo-Mensah	DL	0	0	1

DEFENSE

Name	Pos.	2022	Streak	Career
Jayson Ademilola	DL	5	18	20
Bo Bauer	LB	1	1	2
TaRiq Bracy	CB	5	5	18
Isaiah Foskey	DL	5	18	18
Houston Griffith	S	1	1	15
Brandon Joseph	S	5	5	5
Jack Kiser	LB	2	2	11
Marist Liufau	LB	5	5	8

CAREER STARTS BY POSITION

WR	LT	LG	C	RG	RT	TE	WR	QB	WR	RB
Lenzy (19)	Alt (13)	Kristofic (8)	Patterson (34)	Lugg (6)	Lugg (17)	Mayer (19)	Styles (6)	Buchner (2)	Thomas (1)	Tyree (6)
	Carmody (2)	Correll (6)	Correll (7)		Fisher (6)	Baumann (1)		Pyne (3)		Estimé (1)
	Baker (2)	Patterson (4)	Lugg (2)			Staes (1)				Diggs (2)
	Fisher (1)					Sherwood (1)				
DL	DL	DL	DL	ROV	MIKE	BUCK	CB	S	S	CB
Foskey (18)	Osafo-Mensah (1)	Cross III (5)	Ademilola, Jayson (20)	Kiser (8)	Bauer (2)	Bertrand (13)	Hart (14)	Henderson (4)	Griffith (14)	Lewis (21)
	Ademilola, Justin (2)	Mills (5)	Chris Smith (1)	Botelho (1)	Bertrand (3)	Kiser (2)	Griffith (1)	Brown (5)	Joseph (5)	Bracy (18)
				Liufau (5)	Kiser (1)	Liufau (3)	Morrison (3)	Lewis (1)		

THE LAST TIME...

RUSHING

500 or more yards	515	at Boston College	2017
400 yards	451	Massachusetts	2015
300 yards	353	Florida State	2020
200 yards	234	vs. BYU	2022
70 or more attempts	76	Michigan State	1991
60 attempts	63	Navy	2007
50 attempts	51	at North Carolina	2022
Eight or more rushing TDs	9	Pittsburgh	1965
Seven rushing TDs	7	at Boston College	2017
Six rushing TDs	6	South Florida	2020
Five rushing TDs	5	Southern Cal	2017
Four rushing TDs	4	at Stanford	2021
Three rushing TDs	3	at North Carolina	2022

PASSING

500 or more yards	509	vs. Oklahoma State	2021
400 yards	434	New Mexico	2019
300 yards	341	at Stanford	2021
60 or more attempts	68	vs. Oklahoma State	2021
50 attempts	53	Virginia Tech	2019
40 attempts	46	Cincinnati	2021
30 attempts	34	at North Carolina	2022
35 or more completions	38	vs. Oklahoma State	2021
30 completions	35	at Clemson	2015
25 completions	27	at Stanford	2021
6 or more TDs	6	Bowling Green	2019
5 TDs	5	vs. Oklahoma State	2021
4 TDs	4	at Florida State	2021
3 TDs	3	vs. BYU	2022
5 or more interceptions thrown	7	Southern Cal	1967
4 interceptions thrown	4	at Arizona State	2014
3 interceptions thrown	3	Marshall	2022

TOTAL OFFENSE

700 or more yards	710	Wake Forest	2017
650 yards	654	Syracuse	2015
600 yards	611	Boston College	2017
550 yards	576	at North Carolina	2022
500 yards	576	at North Carolina	2022
450 yards	496	vs. BYU	2022
400 yards	496	vs. BYU	2022

SCORING

scored 60 or more points	66	New Mexico	2019
50 points	55	Georgia Tech	2021
45 points	45	at North Carolina	2022
40 points	45	at North Carolina	2022

35 points	45	at North Carolina	2022
30 points	45	at North Carolina	2022
21 or more points in a quarter	24 (2nd)	at North Carolina	2022
allowed 60 or more points		Never	
allowed 50 points	50	at Texas (2 OT)	2016
allowed 40 points	40	vs. Clemson	2020
allowed 30 points	34	North Carolina	2021
held scoreless	0-17	at Boston College	2008
held scoreless at home	0-38	Southern Cal	2007
held scoreless on the road	0-17	at Boston College	2008
held without offensive TD	3-30	vs. Clemson	2019
held without offensive TD on the road	3-10	at NC State	2016
held without offensive TD at home	0-38	Southern Cal	2007
held opponent scoreless	55-0	Georgia Tech	2021
held opponent scoreless at home	55-0	Georgia Tech	2021
held opponent scoreless on the road	17-0	at Purdue	1993
held opponent without offensive TD	55-0	Georgia Tech	2021
held opponent without offensive TD on the road	28-3	at Virginia	2021
held opponent without offensive TD at home	55-0	Georgia Tech	2021
held opponent scoreless neutral site	22-0	vs. Maryland	2002
held two opponents scoreless in a season	22-0	vs. Maryland	2002
	42-0	Rutgers	2002
held three opponents scoreless in a season	23-0	Purdue	1976
	49-0	at Northwestern	1976
	41-0	Oregon	1976
held four/five/six opponents scoreless in a season	35-0	vs. Army	1966
	32-0	North Carolina	1966
	38-0	at Oklahoma	1966
	40-0	Pittsburgh	1966
	64-0	Duke	1966
	51-0	at Southern Cal	1966

TURNOVERS

did not commit a turnover	0	at Ohio State	2022
committed six or more turnovers	6	vs. Navy	1984
committed five turnovers	5	Boston College	2015
lost four or more fumbles	4	Michigan State	1999
lost three fumbles	3	at Boston College	2020
recorded six or more takeaways	6	Michigan	2012
recorded five takeaways	5	vs. Wisconsin	2021
returned two or more interceptions for touchdowns	2	vs. Wisconsin	2021
Jack Kiser - 66 yds, Drew White - 48 yards			
returned an interception for a touchdown	1	Georgia Tech	2021
Jack Kiser - 43 yds			
returned a fumble for a touchdown	1	Georgia Tech	2021
Myron Tagovailoa-Amosa - 70 yds			

DEFENSE

held opponent to 100 or fewer rushing yards	66	at North Carolina	2022
held opponent to 50 or fewer rushing yards	34	Clemson	2020
100 or fewer passing yards	96	Georgia Tech	2021
200 or fewer passing yards	120	vs. BYU	2022
300 or fewer total yards	276	vs. BYU	2022
200 or fewer total yards	184	Navy	2021
intercepted five or more passes	5	Michigan	2012
intercepted four passes	4	vs. Wisconsin	2021
intercepted three passes	3	at Florida State	2021
forced five or more fumbles	5	at Louisville	2019
forced four fumbles	4	Syracuse	2020
forced three fumbles	3	at Stanford	2021
scored a safety		vs. BYU	2022
recorded nine or more sacks	9	Rutgers	1996
eight sacks	8	Virginia	2019
seven sacks	7	at Virginia	2021
six sacks	6	California	2022
held opponent to 10 or fewer first downs	10	at Duke	2019

SPECIAL TEAMS

returned a punt for a touchdown	Massachusetts	C.J. Sanders (50 yds)	2015
returned a blocked punt for a TD	at Pittsburgh	Isaiah Foskey (0 yds)	2020
returned a kickoff for a touchdown	vs. Wisconsin	Chris Tyree (96 yds)	2021
returned a blocked FG for a TD	at Air Force	Terrail Lamber (76 yds)	2006
blocked a punt	at Pittsburgh	Isaiah Foskey	2020
punted 10 or more times	at Michigan		2019
did not punt	at Boston College		2020
blocked a field goal	Georgia Tech	Myron Tagavailoa-Amosa	2021
had a field goal blocked	at Texas		2016
blocked a PAT kick	Florida State	Jerry Tillery	2018
scored on a blocked PAT kick	Florida State	Julian Love	2018
missed a PAT kick	Cincinnati		2021
had a PAT kick blocked	Florida State		2018
opponent scored on blocked PAT	Northwestern		2014
had a punt blocked	Northwestern		2018
two-point conversion	Marshall	Tyler Buchner run	2022
stopped 3 two-point conv. att	at North Carolina		2022

MISCELLANEOUS

had 35 or more first downs	35	at North Carolina	2022
had 30 or more first downs	35	at North Carolina	2022
had 25 or more first downs	35	at North Carolina	2022
had 20 or more first downs	24	vs. BYU	2022
ND was not penalized		at LSU	1997
had 10 or more penalties	11	at Stanford	2019
has 120 or more yards in penalties	120	at Rutgers	2000
had 40 or more minutes of possession time	40:55	vs. BYU	2022
had 35 or more minutes of possession time	40:55	vs. BYU	2022
was involved in a tie game	17-17	at Southern Cal	1994
was involved in an overtime game	41-38	at Florida State	2021

was involved in a 2 OT overtime game	47-40	Clemson	2020
was involved in a 3 OT overtime game	29-26	Pittsburgh	2012
was involved in a 4 OT overtime game	33-36	Pittsburgh	2008

NOTRE DAME PLAYER RUSHING

rushed for 100 yards	134	Audric Estimé	at North Carolina	2022
rushed for 125 yards	134	Audric Estimé	at North Carolina	2022
rushed for 150 yards	199	Kyren Williams	North Carolina	2020
rushed for 175 yards	199	Kyren Williams	North Carolina	2020
rushed for 200 yards	202	Dexter Williams	Florida State	2018
rushed for 250 yards	262	Julius Jones	at Pittsburgh	2003
QB rushed for 200 yards	207	Brandon Wimbush	at Boston College	2017
QB rushed for 100 yards	139	Ian Book	at Duke	2019
two players rush for over 100 yards	110	Kyren Williams	Syracuse	2020
	109	Chris Tyree	Syracuse	2020
three players rush for over 100 yds	128	DeShone Kizer	at Stanford	2015
	161	Josh Adams	at Stanford	2015
	124	Dexter Williams	at Stanford	2015
rushed 40 or more times	40	Allen Pinkett	at LSU	1984
rushed 35 times	35	Julius Jones	BYU	2003
rushed 30 times	32	James Aldridge	Navy	2007
rushed 25 times	25	Kyren Williams	Southern Cal	2021
rushed for 4 or more TDs	4	Brandon Wimbush	at Boston College	2017
rushed for 3 TDs	3	Kyren Williams	Clemson	2020
rushed for 2 TDs	2	Audric Estimé	at North Carolina	2022
had a run of 90 yards or more	91	Kyren Williams	North Carolina	2021
had a run of 80 yards or more	91	Kyren Williams	North Carolina	2021
had a run of 70 yards or more	91	Kyren Williams	North Carolina	2021
had a run of 60 yards or more	68	Tyler Buchner	Georgia Tech	2021
had a run of 50 yards or more	68	Tyler Buchner	Georgia Tech	2021

PASSING

passed for 500 or more yards	509	Jack Coan	vs. Oklahoma State	2021
passed for 400 yards	509	Jack Coan	vs. Oklahoma State	2021
passed for 300 yards	509	Jack Coan	vs. Oklahoma State	2021
attempted 60 or more passes	68	Jack Coan	vs. Oklahoma State	2021
attempted 50 passes	53	Ian Book	Virginia Tech	2019
attempted 40 passes	40	Ian Book	Boston College	2019
attempted 30 passes	32	Tyler Buchner	Marshall	2022
completed 30 or more passes	38	Jack Coan	vs. Oklahoma State	2021
completed 20 passes	22	Drew Pyne	vs. BYU	2022
threw six touchdowns	6	Brady Quinn	BYU	2005
threw five touchdowns	5	Jack Coan	vs. Oklahoma State	2021
threw four touchdowns	5	Jack Coan	vs. Oklahoma State	2021
threw three touchdowns	3	Drew Pyne	vs. BYU	2022

threw five or more interceptions	5	Terry Hanratty	Southern Cal	1967
threw four interceptions	4	Everett Golson	at Arizona State	2014
threw three interceptions	3	Brandon Wimbush	Ball State	2018
completed a pass of 90 yds or more	95	Dayne Crist	Michigan	2010
completed a pass of 80 yds or more	83	Brandon Wimbush	at Stanford	2017
completed a pass of 70 yds or more	70	Jack Coan	Navy	2021
completed a pass of 60 yds or more	61	Jack Coan	at Stanford	2021
completed a pass of 50 yds or more	54	Tyler Buchner	at Ohio State	2022

RECEIVING

caught 10 or more passes	11	Michael Mayer	vs. BYU	2022
caught 7 passes	11	Michael Mayer	vs. BYU	2022
had 200 or more yards	201	Golden Tate	at Stanford	2009
had 175 yards	180	Chase Claypool	Wake Forest	2017
had 150 yards	180	Chase Claypool	Wake Forest	2017
had 100 yards	118	Michael Mayer	vs. BYU	2022
had 2/3 receivers with 100+ yards	136	Lorenzo Styles	vs. Oklahoma State	2021
	115	Chris Tyree	vs. Oklahoma State	2021
	105	Kevin Austin	vs. Oklahoma State	2021
caught 4 or more TDs	4	Chase Claypool	Navy	2019
caught 3 or more TDs	3	Javon McKinley	Syracuse	2020
caught 2 or more TDs	2	Michael Mayer	vs. BYU	2022
caught 3 or more TDs in one half	3	Ben Skowronek	at Boston College	2020

TOTAL OFFENSE

had 500 or more total yards	505	Jack Coan	vs. Oklahoma State	2021
had 400 total yards	406	Ian Book	New Mexico	2019
had 100 yard passing, 100 rushing	181 139	Ian Book	at Duke	2019
had 3 RB with 100+ scrimmage yards	134	Audric Estimé	at North Carolina	2022
	111	Chris Tyree	at North Carolina	2022
	115	Logan Diggs	at North Carolina	

SCORING

accounted for 6 or more TDs	6	Ian Book	New Mexico	2019
accounted for 5 or more TDs	5	Jack Coan	vs. Oklahoma State	2021
accounted for 4 or more TDs	4	Jack Coan	at Florida State	2021
accounted for 3 or more TDs	3	Drew Pyne	vs. BYU	2022

DEFENSE

3 or more interceptions	3	Harrison Smith	vs. Miami FL	2010
2 interceptions	2	Cam Hart	vs. Wisconsin	2021
forced 2 fumbles	2	Daelin Hayes	at Georgia Tech	2020
recovered 3 fumbles			never	
recovered 2 fumbles	2	Nick McCloud	vs. Clemson	2020
20 or more tackles	21	Manti Te'o	Stanford	2010
15 tackles	17	Te'von Coney	vs. LSU	2017
10 tackles	11	Howard Cross III	Marshall	2022
defensive lineman 10 tackles	11	Howard Cross III	Marshall	2022

4.0 or more sacks	4.0	Jerry Tillery	Stanford	2018
3.0 sacks	3.0	Jeremiah Owusu-Koramoah	vs. Iowa State	2019
2.0 sacks	2.0	Rylie Mills	at North Carolina	2022

SPECIAL TEAMS

scored 17 or more points kicking	17	Jonathan Doerer	vs. Clemson	2020
scored 15 points kicking	17	Jonathan Doerer	vs. Clemson	2020
scored 10 points kicking	13	Jonathan Doerer	Georgia Tech	2021
5 or more field goals	5	Kyle Brindza	vs. Rutgers	2013
4 field goals	4	Jonathan Doerer	vs. Clemson	2020
2 field goals of 50 yards or more			never	
field goal of 50 yards or more	51	Jonathan Doerer	vs. Wisconsin	2021
punted over 70 yards	72	Jay Bramblett	vs. Wisconsin	2021
punted over 60 yards	61	Jon Sot	Marshall	2022
punted 10 or more times	10	Jay Bramblett	at Michigan	2019
175 yards or more on kickoff returns	182	C.J. Sanders	at Stanford	2015
100 yards or more on kickoff returns	132	Chris Tyree	vs. Wisconsin	2021
100 yards or more on punt returns	101	Golden Tate	at Pittsburgh	2009

THE LAST TIME AN OPPOSING TEAM...

RUSHING

400 or more yards	411	Pittsburgh	1975
300 yards	303	Michigan	2019
200 yards	223	North Carolina	2021
50 or more rushing attempts	64	Navy	2019
5 or more rushing TDs	5	Texas	2016
4 rush TDs	5	Texas	2016
two players with 100+ rushing yards in a game	2	BYU	2013
Taysom Hill - 100; Paul Laskike - 101			

PASSING

400 or more yards	439	Clemson	2020
300 yards	301	at North Carolina	2022
60 or more passing attempts	60	Tennessee	1990
50 passing attempts	51	vs. Oklahoma State	2021
40 passing attempts	40	Boston College	2020
30 or more pass completions	34	vs. Oklahoma State	2021
5 or more passing TDs	5	at North Carolina	2022
4 passing TDs	4	vs. Oklahoma State	2021
3 passing TDs	4	vs. Oklahoma State	2021

TOTAL OFFENSE

600 or more yards	605	vs. Oklahoma State	2021
500 yards	564	North Carolina	2021
400 yards	428	Southern Cal	2021
90 or more plays	95	vs. Oklahoma State	2021
80 plays	85	Virginia Tech	2018
75 plays	77	Clemson	2020

SCORING

60 or more points		never	
50 points	50	at Texas	2016
40 points	40	Clemson	2020
30 points	32	at North Carolina	2022
scored a two-point conversion		at Florida State	2021

TURNOVERS

did not commit a turnover		California	2022
3 or more fumbles lost	3	Clemson	2020
5 or more interceptions	5	Southern Cal	1967
4 interceptions	4	at Arizona State	2014
3 interceptions	3	Marshall	2022
returned an interception for a touchdown		Marshall	2022
Steven Gilmore - 37 yards			
returned a fumble for a touchdown		at Georgia Tech	2020
Zamari Walton - 93 yards			

DEFENSE

held ND to 10 or fewer first downs	10	at NC State	2016
scored a safety		Stanford	2016
held ND to 50 or fewer rushing yards	42	vs. Oklahoma State	2021
held ND to 200 or fewer passing yards	150	California	2022
held ND to 100 or fewer passing yards	96	at Boston College	2017
held ND to 300 or fewer total yards	297	California	2022
held ND to 200 or fewer total yards	180	at Michigan	2019

SPECIAL TEAMS

returned a punt for a touchdown	at Southern Cal	Adore Jackson (55 yds)	2016
returned a blocked punt for a TD	NC State	Germain Pratt (0 yds)	2017
returned a kickoff for a TD	Pittsburgh	Maurice French (99 yds)	2018
returned kickoff, punt in same game	at Southern Cal	Adore Jackson (55 yd PR; 97 yd KR)	2016
punted 10 or more times	Georgia Tech	20	2021
did not punt	Miami FL		1985
missed a PAT kick attempt	vs. BYU		2022

MISCELLANEOUS

had 30 or more first downs	34	vs. Oklahoma State	2021
had 20 first downs	21	Marshall	2022
had 10 or more penalties	12	Pittsburgh	2020
had 100 or more yards in penalties	127	Georgia	2017
had 35 or more minutes of possession time	36:00	Navy	2019
had 100-yd receiver, 100-yd rusher		vs. Oklahoma State	2021
Spencer Sanders, 125 rushing; Brennan Presley 137 receiving; Tay Martin 104 receiving			
had 2 players with 100 receiving yards		vs. Oklahoma State	2021
Brennan Presley, 137; Tay Martin 104			

AN OPPOSING PLAYER

RUSHING

rushed for 100 yards	163	Khalan Laborn	Marshall	2022
rushed for 150 yards	163	Khalan Laborn	Marshall	2022
rushed for 200 yards	210	Alexander Teich	Navy	2010
rushed for 300 yards	303	Tony Dorsett	Pittsburgh	1975
rushed 40 or more times	42	Craig Heyward	Pittsburgh	1987
rushed 30 times	31	Khalan Laborn	Marshall	2022
rushed 25 times	31	Khalan Laborn	Marshall	2022
rushed for 5 or more TDs	5	Walter Reyes	at Syracuse	2003
rushed for 4 TDs	4	Ezekiel Elliott	vs. Ohio State	2015
rushed for 3 TDs	3	Tyrone Swoopes	at Texas	2016
rushed for 2 TDs	2	Ty Chandler	North Carolina	2021
a rush of 80 yards or more	89	Jashaun Corbin	at Florida State	2021
a rush of 70 yards	89	Jashaun Corbin	at Florida State	2021
a rush of 60 yards	67	Devin Maddox	Toledo	2021
a rush of 50 yards	54	Jordan Yates	Georgia Tech	2021

PASSING

passed for 300 yards	301	Drake Maye	at North Carolina	2022
passed for 400 yards	439	D.J. Uiagalelei	Clemson	2020
passed for 500 yards		never		
attempted 60 or more passes	60	Andy Kelly	Tennessee	1990
attempted 50 passes	51	Spencer Sanders	vs. Oklahoma State	2021
attempted 40 passes	40	Phil Jurkovec	Boston College	2020
completed 30 passes	34	Spencer Sanders	vs. Oklahoma State	2021
completed 20 passes	27	Kedon Slovis	Southern Cal	2021
threw 6 or more TDs	6	Cody Kessler	Southern Cal	2014
threw 5 TDs	5	Drake Maye	at North Carolina	2022
threw 4 TDs	4	Spencer Sanders	vs. Oklahoma State	2021
completed 90-yard, or more, pass	97	Kyle Orton	Purdue	2004
completed 80-yard pass	80	Drake Maye	at North Carolina	2022
completed 70-yard pass	72	Eric Dungey	Syracuse	2016
completed 60-yard pass	64	Drake Maye	at North Carolina	2022

RECEIVING

caught 15 or more passes	15	Drake London	Southern Cal	2021
caught 10 passes	11	Emeka Egbuka	at Ohio State	2022
	11	Marvin Harrison Jr.	at Ohio State	2022
had 200 or more yards receiving	238	Selwyn Lymon	Purdue	2006
had 150 yards receiving	150	Antoine Green	at North Carolina	2022
had 100 yards receiving	100	Kody Epps	vs. BYU	2022
caught 3 or more TD passes	3	Tay Martin	vs. Oklahoma State	2021

SCORING

accounted for 7 or more TDs	7	Spencer Sanders	vs. Oklahoma State	2021
accounted for 6 TDs	6	Cody Kessler	Southern Cal	2014
accounted for 5 TDs	5	Drake Maye	at North Carolina	2022

DEFENSE

3 or more interceptions	3	Rod Johnson	NC State	2003
2 interceptions	2	Justin Simmons	Boston College	2015
3.0 or more sacks	3.0	Bradley Chubb	NC State	2016
2.0 sacks	2.0	Tommy Eichenberg	at Ohio State	2022

SPECIAL TEAMS

kicked 4 or more field goals	4	B.T. Potter	Clemson	2020
kicked a 50-yd or more field goal	52	John Parker Romo	Virginia Tech	2021
kicked a punt of 65 or more yards	65	Jake Bailey	Stanford	2017
totaled 100 or more KR yards	122	Damond Phi-yaw-Johnson	Duke	2019



57 JAYSON ADEMIOLA

DL • 6-3, 285 lbs • Graduate Student/Senior
Jackson, NJ (St. Peter's Prep)

SEASON	TEAM	GP	Tackles							Interceptions			Receptions							
			ua	a	total	tfl	pd	fr	blk	sacks	int	rec	yds	td	lg	rec/g	yds/r	yds/g		
2018-19	ND	12	11	8	19	1	5	5	0	0	0	0	0.5	0	0	0	0	0.0	0.0	0.0
2019-20	ND	10	9	14	23	3	5	11	1	0	0	0	0	0	0	0	0	0.0	0.0	0.0
2020-21	ND	8	4	7	11	1	5	12	0	0	0	0	0.5	0	0	0	0	0.0	0.0	0.0
2021-22	ND	13	29	20	49	8	31	2	1	0	0	0	3.5	0	0	0	0	0.0	0.0	0.0
2022-23	ND	5	2	9	11	2	5	13	0	0	0	0	2	0	0	0	0	0.0	0.0	0.0
TOTAL	48	55	58	113	17-72	3	1	0	0	6.5	0	0	0	0	0	0	0.0	0.0	0.0	

Single Game Highs

Statistic	Value	
Total Tackles	6	at Virginia Tech 10/09/21
Total Sacks	1.5	vs California 09/17/22
Total Tackles For Loss	2	vs Wisconsin 09/25/21



9 JUSTIN ADEMIOLA

DL • 6-1 3/4, 253 lbs • Graduate Student/Senior
Jackson, NJ (St. Peter's Prep)

SEASON	TEAM	GP	Tackles							Interceptions			Receptions						
			ua	a	total	tfl	pd	fr	blk	sacks	int	rec	yds	td	lg	rec/g	yds/r	yds/g	
2018-19	ND	4	6	3	9	0	0	0	0	0	0	0	0	0	0	0	0.0	0.0	0.0
2019-20	ND	7	4	3	7	1	2	0	0	0	0	0	0	0	0	0	0.0	0.0	0.0
2020-21	ND	12	10	7	17	2	5	1	0	0	0	1	1	0	0	0	0.0	0.0	0.0
2021-22	ND	13	20	15	35	6	28	1	1	1	0	5	0	0	0	0	0.0	0.0	0.0
2022-23	ND	5	6	13	19	1	5	10	0	1	0	1.5	0	0	0	0	0.0	0.0	0.0
TOTAL	41	46	41	87	11-45	2	1	2	0	7.5	0	0	0	0	0	0.0	0.0	0.0	

Single Game Highs

Statistic	Value	
Total Tackles	6	vs Marshall 09/10/22
Total Sacks	1.5	at Virginia 11/13/21
Total Tackles For Loss	1.5	at North Carolina 11/27/20, at Virginia 11/13/21



52 BO BAUER

LB • 6-2 3/4, 235 lbs • Graduate Student/Senior
Harborcreek, PA (Cathedral Prep)

SEASON	TEAM	GP	Tackles							Interceptions			Receptions						
			ua	a	total	tfl	pd	fr	blk	sacks	int	rec	yds	td	lg	rec/g	yds/r	yds/g	
2018-19	ND	13	7	3	10	0	0	0	0	0	0	0	0	0	0	0	0.0	0.0	0.0
2019-20	ND	12	15	9	24	1	3	0	0	0	1	0	0	0	0	0	0.0	0.0	0.0
2020-21	ND	12	17	9	26	4	5	17	1	0	0	1	1	1	0	0	0.0	0.0	0.0
2021-22	ND	13	23	24	47	4	14	5	0	0	0	1.5	0	0	0	0	0.0	0.0	0.0
2022-23	ND	5	5	4	9	0	5	1	0	0	1	0	0	0	0	0	0.0	0.0	0.0
TOTAL	55	67	49	116	10-35	6	0	2	2	2.5	2	0	0	0	0	0.0	0.0	0.0	

Single Game Highs

Statistic	Value	
Total Tackles	9	vs Georgia Tech 11/20/21, at Virginia 11/13/21
Total Sacks	1.5	at Virginia 11/13/21
Total Tackles For Loss	2	vs Syracuse 12/05/20, vs Florida St. 10/10/20
Total Interceptions	1	at Pittsburgh 10/24/20, vs Southern California 10/23/21



84 KEVIN BAUMAN

TE • 6-4 1/2, 252 lbs • Junior/Sophomore
Red Bank, NJ (Red Bank Catholic)

SEASON	TEAM	GP	Tackles							Interceptions			Receptions						
			ua	a	total	tfl	pd	fr	blk	sacks	int	rec	yds	td	lg	rec/g	yds/r	yds/g	
2020-21	ND	4	0	0	0	0	0	0	0	0	0	0	0	0	0	0	0.0	0.0	0.0
2021-22	ND	5	0	0	0	0	0	0	0	0	0	0	0	0	0	0	0.0	0.0	0.0
2022-23	ND	3	0	0	0	0	0	0	0	0	0	0	0	0	0	0	0.0	0.0	0.0
TOTAL	12	0	0	0	0-0	0	0	0	0	0	0	0	0	0	0	0.0	0.0	0.0	

Single Game Highs

Statistic	Value	
Receptions	2	vs Marshall 09/10/22
Receptions Yards	22	at Ohio St. 09/03/22, vs Marshall 09/10/22
Longest Reception	22	at Ohio St. 09/03/22



27 JD BERTRAND

LB • 6-1, 230 lbs • Senior/Junior
Alpharetta, GA (Blessed Trinity)

SEASON	TEAM	GP	Tackles							Interceptions			Receptions						
			ua	a	total	tfl	pd	fr	blk	sacks	int	rec	yds	td	lg	rec/g	yds/r	yds/g	
2019-20	ND	2	0	0	0	0	0	0	0	0	0	0	0	0	0	0	0.0	0.0	0.0
2020-21	ND	11	5	2	7	0	0	0	0	0	0	0	0	0	0	0	0.0	0.0	0.0
2021-22	ND	13	63	38	101	7	22	1	1	1	0	1.5	0	0	0	0	0.0	0.0	0.0
2022-23	ND	5	4	19	23	1	5	2	0	0	0	0	0	0	0	0	0.0	0.0	0.0
TOTAL	31	72	59	131	8.5-24	1	1	1	0	1.5	0	0	0	0	0	0.0	0.0	0.0	

Single Game Highs

Statistic	Value	
Total Tackles	12	at Florida St. 09/05/21, vs Purdue 09/18/21
Total Sacks	1	vs Toledo 09/11/21
Total Tackles For Loss	3	vs Toledo 09/11/21



17 JORDAN BOTELHO

DL • 6-2 1/2, 245 lbs • Sophomore/Sophomore
Honolulu, HI (Saint Louis)

SEASON	TEAM	GP	Tackles							Interceptions			Receptions						
			ua	a	total	tfl	pd	fr	blk	sacks	int	rec	yds	td	lg	rec/g	yds/r	yds/g	
2020-21	ND	10	2	2	4	0	0	0	0	0	0	0	0	0	0	0	0.0	0.0	0.0
2021-22	ND	11	11	7	18	3	11	0	0	0	2	2	0	0	0	0	0.0	0.0	0.0
2022-23	ND	5	1	0	1	0	0	0	0	0	0	0	0	0	0	0	0.0	0.0	0.0
TOTAL	26	14	9	23	3-11	0	0	0	0	2	0	0	0	0	0	0.0	0.0	0.0	

Single Game Highs

Statistic	Value	
Longest Punt Return	1	vs South Fla. 09/19/20
Total Tackles	4	at Stanford 11/27/21, vs Georgia Tech 11/20/21, at Virginia 11/13/21
Total Sacks	1	vs North Carolina 10/30/21, vs Navy 11/06/21
Total Tackles For Loss	1	vs North Carolina 10/30/21, vs Georgia Tech 11/20/21, vs Navy 11/06/21



28 TARIQ BRACY

CB • 5-10 1/8, 185 lbs • Graduate Student/Senior
Milpitas, CA (Milpitas)

SEASON	TEAM	GP	Tackles							Interceptions			Receptions						
			ua	a	total	tfl	pd	fr	blk	sacks	int	rec	yds	td	lg	rec/g	yds/r	yds/g	
2018-19	ND	11	14	4	18	0	0	0	1	0	0	0	0	0	0	0	0.0	0.0	0.0
2019-20	ND	11	22	8	30	0	0	0	5	2	0	0	0	0	0	0	0.0	0.0	0.0
2020-21	ND	8	22	2	24	2	7	3	0	0	0	0	0	0	0	0	0.0	0.0	0.0
2021-22	ND	13	26	13	39	0	0	0	2	0	1	0	0	1	0	0	0.0	0.0	0.0
2022-23	ND	5	9	7	16	3	5	6	0	0	0	0	0	1	0	0	0.0	0.0	0.0
TOTAL	48	93	34	127	5.5-13	10	1	3	0	0	2	0	0	0	0	0.0	0.0	0.0	

Single Game Highs

Statistic	Value	
Total Tackles	8	vs Florida St. 10/10/20
Total Tackles For Loss	1	5 times
Total Interceptions	1	at Virginia Tech 10/09/21, vs BYU 10/08/22



12 DJ BROWN

S • 6-0 3/8, 200 lbs • Graduate Student/Senior
Annapolis, MD (St. John's College)

SEASON	TEAM	GP	Tackles							Interceptions			Receptions						
			ua	a	total	tfl	pd	fr	blk	sacks	int	rec	yds	td	lg	rec/g	yds/r	yds/g	
2018-19	ND	1	0	0	0	0	0	0	0	0	0	0	0	0	0	0	0.0	0.0	0.0
2019-20	ND	8	3	4	7	0	0	0	0	0	0	0	0	0	0	0	0.0	0.0	0.0
2020-21	ND	12	7	1	8	0	0	2	0	0	0	0	0	0	0	0	0.0	0.0	0.0
2021-22	ND	12	21	21	42	1	2	1	0	0	0	0	3	0	0	0	0.0	0.0	0.0
2022-23	ND	5	14	9	23	0	5	2	0	0	0	0	0	0	0	0	0.0	0.0	0.0
TOTAL	38	45	35	80	1.5-4	3	0	0	0	0	3	0	0	0	0	0.0	0.0	0.0	

Single Game Highs

Statistic	Value	
Total Tackles	9	vs Marshall 09/10/22
Total Tackles For Loss	1	at Florida St. 09/05/21
Total Interceptions	1	vs Purdue 09/18/21, vs North Carolina 10/30/21, at Virginia 11/13/21




12 TYLER BUCHNER

QB • 6-1, 215 lbs • Sophomore/Sophomore
San Diego, CA (Helix)

SEASON	TEAM	gp	Rushing						Passing							
			att	yds	td	lg	avg/c	avg/g	comp-att-int	yds	td	lg	pct	avg/p	avg/g	effic
2021-22	ND	10	46	336	3	68	7.3	33.6	21-35-3	298	3	55	60.0	14.2	29.8	142.7
2022-23	ND	2	24	62	2	13	2.6	31.0	28-50-2	378	0	54	56.0	13.5	189.0	111.5
TOTAL		12	70	398	5	68	5.7	33.2	49-85-5	676	3	55	57.6	13.8	56.3	124.3

Single Game Highs

Statistic	Value	
Rushing Attempts	13	vs Marshall 09/10/22
Rushing Yards Net	68	vs Toledo 09/11/21
Rushing Touchdowns	2	vs Marshall 09/10/22
Longest Rushing	68	vs Georgia Tech 11/20/21
Total Passes	32	vs Marshall 09/10/22
Completed Passes	18	vs Marshall 09/10/22
Passes Yards	201	vs Marshall 09/10/22
Touchdowns from passes	1	vs Toledo 09/11/21, at Virginia Tech 10/09/21, vs North Carolina 10/30/21
Longest Pass	55	vs Toledo 09/11/21



90 ALEXANDER EHRENSBERGER

DL • 6-6 7/8, 267 lbs • Junior/Sophomore
Dusseldorf, Germany (Theodor-Fleidner Gymnasium)

SEASON	TEAM	GP	Tackles								Interceptions			Receptions				
			ua	a	total	tfl	pd	ff	fr	blk	sacks	int	rec	yds	td	lg	rec/g	yds/r
2020-21	ND	1	2	0	2	2-7	0	0	0	0	1	0	0	0	0	0.0	0.0	0.0
2021-22	ND	10	1	2	3	1-6	0	0	0	0	1	0	0	0	0.0	0.0	0.0	
2022-23	ND	4	0	0	0	0-0	0	0	0	0	0	0	0	0	0.0	0.0	0.0	
TOTAL		15	3	2	5	3-13	0	0	0	0	2	0	0	0	0.0	0.0	0.0	

Single Game Highs

Statistic	Value	
Total Tackles	2	vs South Fla. 09/19/20, at Stanford 11/27/21
Total Sacks	1	vs South Fla. 09/19/20, vs Georgia Tech 11/20/21
Total Tackles For Loss	2	vs South Fla. 09/19/20



16 DEION COLZIE

WR • 6-4 3/4, 211 lbs • Sophomore/Sophomore
McDonough, GA (Athens Academy)

SEASON	TEAM	GP	Tackles							Interceptions			Receptions						
			ua	a	total	tfl	pd	ff	fr	blk	sacks	int	rec	yds	td	lg	rec/g	yds/r	yds/g
2021-22	ND	11	0	0	0	0-0	0	0	0	0	0	0	4	67	0	31	0.4	16.8	6.1
2022-23	ND	4	0	0	0	0-0	0	0	0	0	0	0	0	0	0	0.0	0.0	0.0	
TOTAL		15	0	0	0	0-0	0	0	0	0	0	0	4	67	0	31	0.3	16.8	4.5

Single Game Highs

Statistic	Value	
Receptions	1	4 times
Receptions Yards	31	vs Navy 11/06/21
Longest Reception	31	vs Navy 11/06/21




7 AUDRIC ESTIMÉ

RB • 5-11 1/2, 227 lbs • Sophomore/Sophomore
Nyack, NY (St. Joseph Regional)

SEASON	TEAM	gp	Rushing						Passing							
			att	yds	td	lg	avg/c	avg/g	comp-att-int	yds	td	lg	pct	avg/p	avg/g	effic
2021-22	ND	12	7	60	0	21	8.6	5.0	0-0-0	0	0	0	0.0	0.0	0.0	0.0
2022-23	ND	5	68	361	4	46	5.3	72.2	0-0-0	0	0	0	0.0	0.0	0.0	0.0
TOTAL		17	75	421	4	46	5.6	24.8	0-0-0	0	0	0	0.0	0.0	0.0	0.0

Single Game Highs

Statistic	Value	
Rushing Attempts	18	vs California 09/17/22
Rushing Yards Net	134	at North Carolina 09/24/22
Rushing Touchdowns	2	at North Carolina 09/24/22
Longest Rushing	46	vs BYU 10/08/22
Receptions	3	vs California 09/17/22
Receptions Yards	43	vs California 09/17/22
Longest Reception	36	vs California 09/17/22



56 HOWARD CROSS III

DL • 6-0 7/8, 276 lbs • Senior/Junior
Paramus, NJ (Saint Joseph Regional)

SEASON	TEAM	GP	Tackles							Interceptions			Receptions					
			ua	a	total	tfl	pd	ff	fr	blk	sacks	int	rec	yds	td	lg	rec/g	yds/r
2019-20	ND	3	3	3	6	0-0	0	0	0	0	0	0	0	0	0.0	0.0	0.0	0.0
2020-21	ND	12	8	5	13	0-0	0	0	0	0	0	0	0	0	0.0	0.0	0.0	0.0
2021-22	ND	11	13	9	22	4.5-21	0	0	0	0	3	0	0	0	0.0	0.0	0.0	0.0
2022-23	ND	4	9	14	23	1.5-5	0	1	0	0	1	0	0	0	0.0	0.0	0.0	0.0
TOTAL		30	33	31	64	6-26	0	1	0	0	4	0	0	0	0.0	0.0	0.0	0.0

Single Game Highs

Statistic	Value	
Total Tackles	11	vs Marshall 09/10/22
Total Sacks	2	vs Georgia Tech 11/20/21
Total Tackles For Loss	2	vs Georgia Tech 11/20/21



7 ISAIAH FOSKEY

DL • 6-5, 265 lbs • Senior/Junior
Antioch, CA (De La Salle)

SEASON	TEAM	GP	Tackles							Interceptions			Receptions					
			ua	a	total	tfl	pd	ff	fr	blk	sacks	int	rec	yds	td	lg	rec/g	yds/r
2019-20	ND	3	1	3	4	0-0	0	0	0	1	0	0	0	0	0.0	0.0	0.0	0.0
2020-21	ND	12	12	8	20	5-34	1	0	0	0	4.5	0	0	0	0.0	0.0	0.0	0.0
2021-22	ND	13	38	14	52	12.5-128	1	6	2	0	11	0	0	0	0.0	0.0	0.0	0.0
2022-23	ND	5	8	13	21	4-23	0	0	0	0	3	0	0	0	0.0	0.0	0.0	0.0
TOTAL		33	59	38	97	21.5-185	2	6	2	1	18.5	0	0	0	0.0	0.0	0.0	0.0

Single Game Highs

Statistic	Value	
Total Tackles	8	at Florida St. 09/05/21
Total Sacks	2	at Florida St. 09/05/21, vs Southern California 10/23/21
Total Tackles For Loss	2	at Florida St. 09/05/21, vs Southern California 10/23/21, vs California 09/17/22



3 LOGAN DIGGS

RB • 6-0, 214 lbs • Sophomore/Sophomore
Marrero, LA (Archbishop Rummel)

SEASON	TEAM	gp	Rushing						Passing							
			att	yds	td	lg	avg/c	avg/g	comp-att-int	yds	td	lg	pct	avg/p	avg/g	effic
2021-22	ND	8	52	230	3	26	4.4	28.8	0-0-0	0	0	0	0.0	0.0	0.0	0.0
2022-23	ND	4	38	159	0	33	4.2	39.8	0-0-0	0	0	0	0.0	0.0	0.0	0.0
TOTAL		12	90	389	3	33	4.3	32.4	0-0-0	0	0	0	0.0	0.0	0.0	0.0

Single Game Highs

Statistic	Value	
Rushing Attempts	17	vs BYU 10/08/22
Rushing Yards Net	93	vs BYU 10/08/22
Rushing Touchdowns	1	vs North Carolina 10/30/21, vs Georgia Tech 11/20/21, vs Navy 11/06/21
Longest Rushing	33	vs BYU 10/08/22
Receptions	4	vs Oklahoma St. 01/01/22
Receptions Yards	65	at North Carolina 09/24/22
Receptions Touchdowns	1	vs Georgia Tech 11/20/21, at North Carolina 09/24/22
Longest Reception	34	at North Carolina 09/24/22



3 HOUSTON GRIFFITH

S • 6-0 1/4, 205 lbs • Graduate Student/Senior
Chicago, IL (IMG Academy (FL))

SEASON	TEAM	GP	Tackles							Interceptions			Receptions				
			ua	a	total	tfl	pd	ff	fr	blk	sacks	int	rec	yds	td	lg	rec/g
2018-19	ND	11	10	4	14	0-0	2	0	0	0	0	0	0	0	0.0	0.0	0.0
2019-20	ND	12	3	2	5	0-0	1	0	0	0	0	0	0	0	0.0	0.0	0.0
2020-21	ND	12	13	1	14	1-4	0	0	0	0	0	0	0	0	0.0	0.0	0.0
2021-22	ND	13	23	15	38	0-0	0	1	0	0	0	0	0	0	0.0	0.0	0.0
2022-23	ND	5	5	9	14	0-0	0	0	0	0	0	0	0	0	0.0	0.0	0.0
TOTAL		53	54	31	85	1-4	3	0	1	0	0	0	0	0	0.0	0.0	0.0

Single Game Highs

Statistic	Value	
Total Tackles	8	at Florida St. 09/05/21
Total Tackles For Loss	1	vs South Fla. 09/19/20



**99 BLAKE
GRUPE**

K • 5-7 3/4, 156 lbs • Graduate Student/Senior
Sedalia, MO (Smith-Cotton/Arkansas State)



**16 BRANDON
JOSEPH**

S • 6-1, 196 lbs • Senior/Junior
College Station, TX (College Station/Northwestern)

SEASON	TEAM	gp	Scoring								Total Offense				
			td	rush	rcv	ret	pat	2pat	fg	total	avg/g	rush	pass	total	avg/g
2018-19	ASU	11	0	0	0	0	35	0	14	77	7.0	0	0	0	0.0
2019-20	ASU	13	0	0	0	0	53	0	19	110	8.5	0	0	0	0.0
2020-21	ASU	11	0	0	0	0	43	0	11	76	6.9	0	0	0	0.0
2021-22	ASU	12	0	0	0	0	31	0	20	91	7.6	0	0	0	0.0
2022-23	ND	5	0	0	0	0	13	0	5	28	5.6	0	0	0	0.0
TOTAL FOR ND	5	0	0	0	0	13	0	103	5	28	5.6	0	0	0	0.0
TOTAL	52	0	0	0	0	175	0	69	382	7.3	0	0	0	0.0	

Single Game Highs

Statistic	Value	
Field Goals Made	3	5 times
Longest Field Goal Made	50	at Tulsa 09/25/21
Total Tackles	1	vs Central Ark. 10/10/20

Punting and All Purpose

SEASON	TEAM	gp	Punting				All Purpose						
			no.	yds	lg	avg/g	rush	rcv	pr	kr	ir	total	avg/g
2019-20	NU	4	0	0	0	0.0	0	0	0	0	0	0	0.0
2020-21	NU	9	0	0	0	0.0	0	0	0	0	0	19	2.1
2021-22	NU	12	0	0	0	0.0	0	0	114	0	26	140	11.7
2022-23	ND	5	0	0	0	0.0	0	0	86	0	0	86	17.2
TOTAL FOR ND	5	0	0	0	0	0.0	0	0	200	0	45	245	8.2
TOTAL	30	0	0	0	0.0	0	0	0	200	0	45	245	8.2

Tackles

SEASON	TEAM	GP	Tackles									Interceptions			Receptions			
			ua	a	total	tfl	pd	ff	fr	blk	sacks	int	rec	yds	td	lg	rec/g	yds/r
2019-20	NU	4	4	0	4	0-0	0	0	0	0	0	0	0	0	0	0.0	0.0	0.0
2020-21	NU	9	28	24	52	1-1	2	0	0	0	0	0	6	0	0	0.0	0.0	0.0
2021-22	NU	12	54	26	80	1.5-10	4	0	1	0	1	3	0	0	0	0.0	0.0	0.0
2022-23	ND	5	8	13	21	0-0	1	1	0	0	0	0	0	0	0	0.0	0.0	0.0
TOTAL FOR ND	5	8	13	21	0-0	1	1	1	0	0	0	0	0	0	0.0	0.0	0.0	
TOTAL	30	94	63	157	2.5-11	7	1	1	0	1	9	0	0	0	0.0	0.0	0.0	

Single Game Highs

Statistic	Value	
Longest Punt Return	65	vs Indiana St. 09/11/21
Total Tackles	12	at Michigan 10/23/21
Total Sacks	1	at Michigan 10/23/21
Total Tackles For Loss	1	vs Maryland 10/24/20, at Michigan 10/23/21
Total Interceptions	2	vs Wisconsin 11/21/20, at Iowa 10/31/20



**5 CAM
HART**

CB • 6-2 1/2, 198 lbs • Senior/Junior
Baltimore, MD (Good Counsel)

SEASON	TEAM	GP	Tackles									Interceptions			Receptions			
			ua	a	total	tfl	pd	ff	fr	blk	sacks	int	rec	yds	td	lg	rec/g	yds/r
2019-20	ND	2	0	0	0	0-0	0	0	0	0	0	0	0	0	0	0.0	0.0	0.0
2020-21	ND	8	2	1	3	0-0	2	0	0	0	0	0	0	0	0.0	0.0	0.0	
2021-22	ND	13	25	17	42	4-16	7	0	0	0	0	2	0	0	0.0	0.0	0.0	
2022-23	ND	5	7	5	12	1-3	3	0	0	0	0	0	0	0	0.0	0.0	0.0	
TOTAL	28	34	23	57	5-19	12	0	0	0	0	2	0	0	0	0.0	0.0	0.0	

Single Game Highs

Statistic	Value	
Total Tackles	7	vs Toledo 09/11/21
Total Tackles For Loss	2	at Stanford 11/27/21
Total Interceptions	2	vs Wisconsin 09/25/21



**24 JACK
KISER**

LB • 6-1 5/8, 223 lbs • Senior/Junior
Royal Center, IN (Pioneer)

SEASON	TEAM	GP	Tackles									Interceptions			Receptions		
			ua	a	total	tfl	pd	ff	fr	blk	sacks	int	rec	yds	td	lg	rec/g
2019-20	ND	4	0	0	0	0-0	0	0	0	0	0	0	0	0	0.0	0.0	0.0
2020-21	ND	11	16	4	20	3-5	0	0	0	0	0	1	0	0	0.0	0.0	0.0
2021-22	ND	13	26	19	45	1-3	5	2	0	0	0	2	0	0	0.0	0.0	0.0
2022-23	ND	5	10	19	29	2.5-6	0	0	0	1.5	0	0	0	0	0.0	0.0	0.0
TOTAL	33	52	42	94	6.5-14	5	2	0	0	1.5	3	0	0	0	0.0	0.0	0.0

Single Game Highs

Statistic	Value	
Total Tackles	9	vs Marshall 09/10/22
Total Sacks	1	vs Marshall 09/10/22
Total Tackles For Loss	2	vs South Fla. 09/19/20
Total Interceptions	1	at Boston College 11/4/20, vs Wisconsin 09/25/21, vs Georgia Tech 11/20/21



**11 RAMON
HENDERSON**

CB • 6-1, 190 lbs • Junior/Junior
Bakersfield, CA (Liberty)

SEASON	TEAM	GP	Tackles									Interceptions			Receptions		
			ua	a	total	tfl	pd	ff	fr	blk	sacks	int	rec	yds	td	lg	rec/g
2020-21	ND	5	0	0	0	0-0	0	0	0	0	0	0	0	0	0.0	0.0	0.0
2021-22	ND	13	8	6	14	0.5-4	0	0	1	0	0	1	0	0	0.0	0.0	0.0
2022-23	ND	4	3	5	8	0.5-4	0	0	0	0	0.5	0	0	0	0.0	0.0	0.0
TOTAL	22	11	11	11	1-8	0	0	1	0	0.5	1	0	0	0	0.0	0.0	0.0

Single Game Highs

Statistic	Value	
Total Tackles	4	at Virginia 11/13/21, vs Oklahoma St. 01/01/22, vs California 09/17/22
Total Sacks	0.5	vs Marshall 09/10/22
Total Tackles For Loss	0.5	at Virginia 11/13/21, vs Marshall 09/10/22
Total Interceptions	1	at Virginia 11/13/21



**10 PRINCE
KOLLIE**

LB • 6-0 1/2, 220 lbs • Sophomore/Sophomore
Jonesborough, TN (David Crockett)

SEASON	TEAM	GP	Tackles									Interceptions			Receptions		
			ua	a	total	tfl	pd	ff	fr	blk	sacks	int	rec	yds	td	lg	rec/g
2021-22	ND	10	6	8	14	0-0	0	0	0	0	0	0	0	0	0.0	0.0	0.0
2022-23	ND	5	4	0	4	2-8	0	0	0	0	1	0	0	0	0.0	0.0	0.0
TOTAL	15	10	8	18	2-8	0	0	0	0	1	0	0	0	0	0.0	0.0	0.0


Single Game Highs

Statistic	Value	
Total Tackles	5	vs Georgia Tech 11/20/21
Total Sacks	1	vs BYU 10/08/22
Total Tackles For Loss	1	at North Carolina 09/24/22, vs BYU 10/08/22



**O BRADEN
LENZY**

WR • 5-11 3/8, 182 lbs • Graduate Student/Senior
Tigard, OR (Tigard Senior)



**87 MICHAEL
MAYER**

TE • 6-4 1/2, 265 lbs • Junior/Junior
Independence, KY (Covington Catholic)

Punting and All Purpose

SEASON	TEAM	gp	Punting			All Purpose									
			no.	yds	lg	avg/g	rush	rcv	pr	kr	lr	total	avg/g		
2019-20	ND	8	0	0	0	0.0	197	249	0	71	0	517	64.6		
2020-21	ND	7	0	0	0	0.0	8	63	0	0	0	71	10.1		
2021-22	ND	13	0	0	0	0.0	69	350	0	0	0	419	32.2		
2022-23	ND	5	2	1	3	0.0	7	78	0	0	0	85	17.0		
TOTAL		33	0	0	0	0.0	281	740	0	71	0	1092	33.1		

Tackles

SEASON	TEAM	GP	Tackles								Interceptions			Receptions					
			ua	a	total	tfl	pd	ff	fr	blk	sacks	int	rec	yds	td	lg	rec/g	yds/r	yds/g
2019-20	ND	8	0	0	0	0-0	0	0	0	0	0	0	10	249	2	70	1.3	24.9	31.1
2020-21	ND	7	0	0	0	0-0	0	0	0	0	0	0	7	63	1	22	1.0	9.0	9.0
2021-22	ND	13	1	0	1	0-0	0	0	0	0	0	0	32	350	3	32	2.5	10.9	26.9
2022-23	ND	5	2	1	3	0-0	0	0	0	0	0	0	8	78	0	32	1.6	9.8	15.6
TOTAL		33	3	1	4	0-0	0	0	0	0	0	0	57	740	6	70	1.7	13.0	22.4

Single Game Highs

Statistic	Value	
Rushing Attempts	4	at Stanford 11/30/19
Rushing Yards Net	61	vs Boston College 11/23/19
Rushing Touchdowns	1	vs Southern California 10/12/19, vs Boston College 11/23/19
Longest Rushing	61	vs Boston College 11/23/19
Receptions	7	vs Oklahoma St. 01/01/22
Receptions Yards	87	vs Navy 11/16/19
Receptions Touchdowns	1	6 times
Longest Reception	70	vs Navy 11/16/19
Longest Kick Return	29	vs Iowa St. 12/28/19
Total Tackles	2	vs Marshall 09/10/22



**6 CLARENCE
LEWIS**

CB • 5-11 1/2, 203 lbs • Junior/Junior
Edison, NJ (Mater Dei)



**15 TOBIAS
MERRIWEATHER**

WR • 6-4, 198 lbs • Freshman/Freshman
West Camas, WA (Union)

SEASON	TEAM	GP	Tackles								Interceptions			Receptions					
			ua	a	total	tfl	pd	ff	fr	blk	sacks	int	rec	yds	td	lg	rec/g	yds/r	yds/g
2022-23	ND	2	0	0	0	0-0	0	0	0	0	0	0	0	0	0	0	0.0	0.0	0.0
TOTAL		2	0	0	0	0-0	0	0	0	0	0	0	0	0	0	0.0	0.0	0.0	

SEASON	TEAM	GP	Tackles								Interceptions			Receptions				
			ua	a	total	tfl	pd	ff	fr	blk	sacks	int	rec	yds	td	lg	rec/g	yds/r
2020-21	ND	12	29	4	33	1-3	7	1	0	0	0	0	0	0	0	0.0	0.0	0.0
2021-22	ND	13	44	9	53	2-11	4	1	0	0	1	1	0	0	0	0.0	0.0	0.0
2022-23	ND	5	8	3	11	0-0	3	0	0	0	0	0	0	0	0	0.0	0.0	0.0
TOTAL		30	81	16	97	3-14	14	2	0	0	1	1	0	0	0.0	0.0	0.0	

Single Game Highs

Statistic	Value	
Total Tackles	12	vs Syracuse 12/05/20
Total Sacks	1	at Virginia 11/13/21
Total Tackles For Loss	1	vs South Fla. 09/19/20, vs Georgia Tech 11/20/21, at Virginia 11/13/21
Total Interceptions	1	at Florida St. 09/05/21



**21 JADEN
MICKEY**

CB • 5-11 1/2, 176 lbs • Freshman/Freshman
Eastvale, CA (Centennial)

SEASON	TEAM	GP	Tackles								Interceptions			Receptions				
			ua	a	total	tfl	pd	ff	fr	blk	sacks	int	rec	yds	td	lg	rec/g	yds/r
2022-23	ND	5	3	2	5	0-0	0	0	0	0	0	0	0	0	0	0.0	0.0	0.0
TOTAL		5	3	2	5	0-0	0	0	0	0	0	0	0	0	0.0	0.0	0.0	

Single Game Highs

Statistic	Value	
Total Tackles	1	5 times




**8 MARIST
LIUFAU**

LB • 6-2 1/4, 235 lbs • Senior/Junior
Kalihi, HI (Punahou)

SEASON	TEAM	GP	Tackles								Interceptions			Receptions				
			ua	a	total	tfl	pd	ff	fr	blk	sacks	int	rec	yds	td	lg	rec/g	yds/r
2019-20	ND	4	0	0	0	0-0	0	0	0	0	0	0	0	0	0	0.0	0.0	0.0
2020-21	ND	10	10	12	22	1.5-2	0	0	1	0	0.5	0	0	0	0	0.0	0.0	0.0
2022-23	ND	5	5	15	20	1-4	0	0	0	0	0.5	0	0	0	0	0.0	0.0	0.0
TOTAL		19	15	27	42	2.5-6	0	0	1	0	1	0	0	0	0.0	0.0	0.0	

Single Game Highs

Statistic	Value	
Total Tackles	6	vs Clemson 12/19/20, vs Alabama 01/01/21, at North Carolina 09/24/22
Total Sacks	0.5	at North Carolina 11/27/20, at North Carolina 09/24/22
Total Tackles For Loss	1	vs Alabama 01/01/21



**99 RYLIE
MILLS**

DL • 6-5 1/8, 292 lbs • Junior/Junior
Lake Bluff, IL (Lake Forest)

SEASON	TEAM	GP	Tackles								Interceptions			Receptions				
			ua	a	total	tfl	pd	ff	fr	blk	sacks	int	rec	yds	td	lg	rec/g	yds/r
2020-21	ND	9	2	5	7	2-8	0	0	0	0	0	0	0	0	0	0.0	0.0	0.0
2021-22	ND	13	8	8	16	3-20	0	0	0	0	3	0	0	0	0	0.0	0.0	0.0
2022-23	ND	5	3	8	11	4-18	0	0	0	0	2	0	0	0	0	0.0	0.0	0.0
TOTAL		27	13	21	34	9-46	0	0	0	0	5.5	0	0	0	0.0	0.0	0.0	

Single Game Highs

Statistic	Value	
Total Tackles	5	at North Carolina 09/24/22
Total Sacks	2	at Virginia 11/13/21, at North Carolina 09/24/22
Total Tackles For Loss	2.5	at North Carolina 09/24/22



20 BENJAMIN MORRISON

CB • 6-0 1/4, 179 lbs • Freshman/Freshman
Phoenix, AZ (Brophy Prep)

SEASON	TEAM	GP	Tackles							Interceptions			Receptions				
			ua	a	total	tfl	pd	ff	blk	sacks	int	rec	yds	td	lg	rec/g	yds/r
2022-23	ND	5	4	3	7	0-0	1	0	0	0	0	0	0	0	0.0	0.0	0.0
TOTAL		5	4	3	7	0-0	1	0	0	0	0	0	0	0.0	0.0	0.0	

Single Game Highs

Statistic	Value	
Total Tackles	3	at Ohio St. 09/03/22, vs California 09/17/22



97 GABRIEL RUBIO

DL • 6-5 1/4, 295 lbs • Sophomore/Freshman
St. Louis, MO (Lutheran St. Charles)

SEASON	TEAM	GP	Tackles							Interceptions			Receptions			
			ua	a	total	tfl	pd	ff	blk	sacks	int	rec	yds	td	lg	rec/g
2021-22	ND	1	0	1	1	0-0	0	0	0	0	0	0	0	0.0	0.0	0.0
2022-23	ND	4	0	2	2	0.5-0	0	0	0	0	0	0	0	0.0	0.0	0.0
TOTAL		5	0	3	3	0.5-0	0	0	0	0	0	0	0	0.0	0.0	0.0

Single Game Highs

Statistic	Value	
Total Tackles	2	vs BYU 10/08/22
Total Tackles For Loss	0.5	vs BYU 10/08/22



31 NANA OSAFO-MENSAH

DL • 6-3 1/8, 250 lbs • Senior/Junior
Fort Worth, TX (Nolan Catholic)

SEASON	TEAM	GP	Tackles							Interceptions			Receptions			
			ua	a	total	tfl	pd	ff	blk	sacks	int	rec	yds	td	lg	rec/g
2019-20	ND	1	0	1	1	0-0	0	0	0	0	0	0	0	0.0	0.0	0.0
2021-22	ND	12	5	8	13	2.5-10	0	0	0	0	2	0	0	0.0	0.0	0.0
2022-23	ND	5	2	2	4	0-0	0	0	0	0	0	0	0	0.0	0.0	0.0
TOTAL		18	7	11	18	2.5-10	0	0	0	2	0	0	0	0.0	0.0	0.0

Single Game Highs

Statistic	Value	
Total Tackles	2	4 times
Total Sacks	1	vs Purdue 09/18/21, vs North Carolina 10/30/21
Total Tackles For Loss	1	vs Purdue 09/18/21, vs North Carolina 10/30/21



29 MATT SALERNO

WR • 6-0 5/8, 195 lbs • Graduate Student/Senior
Valencia, CA (Crespi Carmelite)

SEASON	TEAM	gp	Punting				All Purpose							
			no.	yds	lg	avg/g	rush	rcv	pr	kr	lr	total	avg/g	
2019-20	ND	1	0	0	0	0.0	0	0	0	0	0	0	0	0.0
2020-21	ND	11	0	0	0	0.0	0	0	45	0	0	45	4.1	
2021-22	ND	11	0	0	0	0.0	0	-4	13	33	0	42	3.8	
2022-23	ND	5	0	0	0	0.0	0	42	0	0	0	42	8.4	
TOTAL		28	0	0	0	0.0	0	38	58	33	0	129	4.6	

Tackles

SEASON	TEAM	GP	Tackles							Interceptions			Receptions			
			ua	a	total	tfl	pd	ff	blk	sacks	int	rec	yds	td	lg	rec/g
2019-20	ND	1	0	0	0	0-0	0	0	0	0	0	0	0	0.0	0.0	0.0
2020-21	ND	11	0	0	0	0-0	0	0	0	0	0	0	0	0.0	0.0	0.0
2021-22	ND	11	0	0	0	0-0	0	0	0	0	0	0	0	0.0	0.0	0.0
2022-23	ND	5	0	0	0	0-0	0	0	0	0	0	0	0	0.0	0.0	0.0
TOTAL		28	0	0	0	0-0	0	0	0	0	0	0	0	0.0	0.0	0.0

Single Game Highs

Statistic	Value	
Receptions	1	4 times
Receptions Yards	31	at Ohio St. 09/03/22
Longest Reception	31	at Ohio St. 09/03/22
Longest Punt Return	13	vs Syracuse 12/05/20
Longest Kick Return	26	vs Navy 11/06/21



10 DREW PYNE

QB • 5-11 1/2, 198 lbs • Junior/Sophomore
New Canaan, CT (New Canaan)

Rushing and Passing

SEASON	TEAM	gp	Rushing						Passing							
			att	yds	td	lg	avg/c	avg/g	comp-att-int	yds	td	lg	pct	avg/p	avg/g	effic
2020-21	ND	4	1	4	0	4	4.0	1.0	2-3-0	12	0	7	66.7	6.0	3.0	100.3
2021-22	ND	2	6	-6	0	11	-1.0	-3.0	15-30-0	224	2	32	50.0	14.9	112.0	134.7
2022-23	ND	4	16	39	0	13	2.4	9.8	66-91-2	721	9	36	72.5	10.9	180.3	167.3
TOTAL		10	23	37	0	13	1.6	3.7	83-124-2	957	11	36	66.9	11.5	95.7	157.8

Single Game Highs

Statistic	Value	
Rushing Attempts	6	vs California 09/17/22, at North Carolina 09/24/22
Rushing Yards Net	20	at North Carolina 09/24/22
Longest Rushing	13	vs Marshall 09/10/22, vs California 09/17/22
Total Passes	34	at North Carolina 09/24/22
Completed Passes	24	at North Carolina 09/24/22
Passes Yards	289	at North Carolina 09/24/22
Touchdowns from passes	3	at North Carolina 09/24/22, vs BYU 10/08/22
Longest Pass	36	vs California 09/17/22



38 DAVIS SHERWOOD

TE • 6-3, 238 lbs • Sophomore/Sophomore
Greensboro, NC (Good Counsel)

SEASON	TEAM	GP	Tackles							Interceptions			Receptions			
			ua	a	total	tfl	pd	ff	blk	sacks	int	rec	yds	td	lg	rec/g
2021-22	ND	12	1	2	3	0-0	0	0	0	0	0	0	0	0.0	0.0	0.0
2022-23	ND	5	0	0	0	0-0	0	0	0	0	0	0	0	0.0	0.0	0.0
TOTAL		17	1	2	3	0-0	0	0	0	0	0	0	0	0.0	0.0	0.0

Single Game Highs

Statistic	Value	
Total Tackles	1	at Virginia Tech 10/09/21, vs Georgia Tech 11/20/21, vs Navy 11/06/21



9 ELI RARIDON

TE • 6-6 3/4, 245 lbs • Freshman/Freshman
Des Moines, IA (Valley)

SEASON	TEAM	GP	Tackles							Interceptions			Receptions			
			ua	a	total	tfl	pd	ff	blk	sacks	int	rec	yds	td	lg	rec/g
2022-23	ND	4	0	0	0	0-0	0	0	0	0	0	0	0	0.0	0.0	0.0
TOTAL		4	0	0	0	0-0	0	0	0	0	0	0	0	0.0	0.0	0.0



65 CHRIS SMITH

DL • 6-1 3/8, 310 lbs • Graduate Student/Senior
 Detroit, MI (Cranbrook Kingswood/Harvard)

SEASON	TEAM	GP	Tackles							Interceptions			Receptions					
			ua	a	total	tfl	pd	ff	fr	blk	sacks	int	rec	yds	td	lg	rec/g	yds/r
2018-19	HU	9	2	9	11	0.5-1	0	0	0	0	0.5	0	0	0	0	0.0	0.0	0.0
2019-20	HU	9	10	11	21	2-8	0	0	1	1.5	0	0	0	0	0.0	0.0	0.0	
2021-22	HU	10	13	27	40	5-28	0	2	0	3.5	0	0	0	0	0.0	0.0	0.0	
2022-23	ND	5	3	4	7	0-0	0	0	0	0	0	0	0	0	0.0	0.0	0.0	
TOTAL FOR ND	5	3	4	7	0-0	0	0	0	0	0	0	0	0	0	0.0	0.0	0.0	
TOTAL	33	28	51	79	7.5-37	0	2	1	0	5.5	0	0	0	0	0.0	0.0	0.0	

Single Game Highs

Statistic	Value	
Total Tackles	7	vs Cornell 10/09/21
Total Sacks	1	4 times
Total Tackles For Loss	1	7 times



39 JON SOT

P • 5-10 5/8, 198 lbs • Graduate Student/Senior
 Clark, NJ (Saint Joseph/Harvard)

Punting and All Purpose

SEASON	TEAM	gp	Punting				All Purpose							
			no.	yds	lg	avg/g	rush	rcv	pr	kr	lr	total	avg/g	
2018-19	HU	10	51	2097	75	41.1	-10	0	0	0	0	-10	-1.0	
2019-20	HU	9	29	1227	76	42.3	0	0	0	0	0	0	0.0	
2021-22	HU	10	57	2263	67	39.7	0	0	0	0	0	0	0.0	
2022-23	ND	5	22	1025	75	46.6	0	0	0	0	0	0	0.0	
TOTAL FOR ND	5	22	1025	75	46.6	0	0	0	0	0	0	0	0.0	
TOTAL	34	159	6612	76	41.6	-10	0	0	0	0	0	-10	-0.3	

Single Game Highs

Statistic	Value	
Rushing Attempts	1	at Brown 09/21/18
Punts	8	5 times
Punts Average	56.5	vs BYU 10/08/22
Longest Punt	76	at Holy Cross 10/19/19
Punts Inside 20 Yards	5	at Holy Cross 10/02/21
Total Tackles	1	4 times



85 HOLDEN STAES

TE • 6-4 1/4, 226 lbs • Freshman/Freshman
 Atlanta, GA (The Westminster School)

SEASON	TEAM	GP	Tackles							Interceptions			Receptions						
			ua	a	total	tfl	pd	ff	fr	blk	sacks	int	rec	yds	td	lg	rec/g	yds/r	yds/g
2022-23	ND	3	0	0	0	0-0	0	0	0	0	0	0	1	11	0	11	0.3	11.0	3.7
TOTAL	3	0	0	0	0-0	0	0	0	0	0	0	0	1	11	0	11	0.3	11.0	3.7

Single Game Highs

Statistic	Value	
Receptions	1	vs BYU 10/08/22
Receptions Yards	11	vs BYU 10/08/22
Longest Reception	11	vs BYU 10/08/22



4 LORENZO STYLES

WR • 6-1 1/8, 195 lbs • Sophomore/Sophomore
 Pickerington, OH (Pickerington Central)

SEASON	TEAM	GP	Tackles							Interceptions			Receptions								
			ua	a	total	tfl	pd	ff	fr	blk	sacks	int	rec	yds	td	lg	rec/g	yds/r	yds/g		
2021-22	ND	13	0	0	0	0-0	0	0	0	0	0	0	0	24	344	1	40	1.8	14.3	26.5	
2022-23	ND	5	0	0	0	0-0	0	0	0	0	0	0	0	0	19	260	1	54	3.8	13.7	52.0
TOTAL	18	0	0	0	0-0	0	0	0	0	0	0	0	0	43	604	2	54	2.4	14.0	33.6	

Single Game Highs

Statistic	Value	
Rushing Attempts	1	at Virginia 11/13/21, vs Marshall 09/10/22
Rushing Yards Net	37	at Virginia 11/13/21
Longest Rushing	37	at Virginia 11/13/21
Receptions	8	vs Oklahoma St. 01/01/22
Receptions Yards	136	vs Oklahoma St. 01/01/22
Receptions Touchdowns	1	vs Oklahoma St. 01/01/22, at North Carolina 09/24/22
Longest Reception	54	at Ohio St. 09/03/22
Longest Kick Return	27	vs Marshall 09/10/22



83 JAYDEN THOMAS

WR • 6-1 1/8, 195 lbs • Sophomore/Sophomore
 Pickerington, OH (Pickerington Central)

SEASON	TEAM	GP	Tackles							Interceptions			Receptions								
			ua	a	total	tfl	pd	ff	fr	blk	sacks	int	rec	yds	td	lg	rec/g	yds/r	yds/g		
2021-22	ND	3	0	0	0	0-0	0	0	0	0	0	0	0	0	0	0	0	0.0	0.0	0.0	
2022-23	ND	5	0	0	0	0-0	0	0	0	0	0	0	0	0	6	106	1	32	1.2	17.7	21.2
TOTAL	8	0	0	0	0-0	0	0	0	0	0	0	0	0	6	106	1	32	0.8	17.7	13.3	

Single Game Highs

Statistic	Value	
Receptions	3	vs BYU 10/08/22
Receptions Yards	74	vs BYU 10/08/22
Receptions Touchdowns	1	vs BYU 10/08/22
Longest Reception	32	vs BYU 10/08/22



44 JUNIOR TUIHALAMAKA

LB • 6-2, 240 lbs • Freshman/Freshman
 Grenada Hills, CA (Bishop Alemany)

SEASON	TEAM	GP	Tackles							Interceptions			Receptions							
			ua	a	total	tfl	pd	ff	fr	blk	sacks	int	rec	yds	td	lg	rec/g	yds/r	yds/g	
2022-23	ND	5	2	0	2	0-0	0	0	0	0	0	0	0	0	0	0	0	0.0	0.0	0.0
TOTAL	5	2	0	2	0-0	0	0	0	0	0	0	0	0	0	0	0	0.0	0.0	0.0	

Single Game Highs

Statistic	Value	
Total Tackles	1	vs Marshall 09/10/22, at North Carolina 09/24/22



25 CHRIS TYREE

RB • 5-9 1/2, 197 lbs • Junior/Junior
Chester, VA (Thomas Dale)

SEASON	TEAM	gp	Rushing					Passing							
			att	yds	td	lg	avg/g	comp-att-int	yds	td	lg	pct	avg/p	avg/g	effc
2020-21	ND	12	73	496	4	94	6.8	41.3	0-0-0	0	0	0	0.0	0.0	0.0
2021-22	ND	12	56	222	1	33	4.0	18.5	0-0-0	0	0	0	0.0	0.0	0.0
2022-23	ND	5	52	231	1	19	4.4	46.2	0-0-0	0	0	0	0.0	0.0	0.0
TOTAL		29	181	949	6	94	5.2	32.7	0-0-0	0	0	0	0.0	0.0	0.0

Scoring and Total Offense

SEASON	TEAM	gp	Scoring							Total Offense					
			td	rush	rcv	ret	pat	2pat	fg	total	avg/g	rush	pass	total	avg/g
2020-21	ND	12	4	4	0	0	0	0	0	24	2.0	496	0	496	41.3
2021-22	ND	12	4	1	2	1	0	0	0	24	2.0	222	0	222	18.5
2022-23	ND	5	2	1	1	0	0	0	0	12	2.4	231	0	231	46.2
TOTAL		29	10	6	3	1	0	0	0	60	2.1	949	0	949	32.7

Punting and All Purpose

SEASON	TEAM	gp	Punting				All Purpose						
			no.	yds	lg	avg/g	rush	rcv	pr	kr	lr	total	avg/g
2020-21	ND	12	0	0	0	0.0	496	65	0	456	0	1017	84.8
2021-22	ND	12	0	0	0	0.0	222	258	0	347	0	827	68.9
2022-23	ND	5	0	0	0	0.0	231	86	0	92	0	409	81.8
TOTAL		29	0	0	0	0.0	949	409	0	895	0	2253	77.7

Tackles

SEASON	TEAM	GP	Tackles							Interceptions		Receptions								
			ua	a	total	tfl	pd	ff	fr	blk	sacks	int	rec	yds	td	lg	rec/g	yds/r	yds/g	
2020-21	ND	12	0	0	0	0	0	0	0	0	0	0	0	0	0	0	0	0	0	0
2021-22	ND	12	1	0	1	0	0	0	0	0	0	0	0	0	0	0	0	0	0	0
2022-23	ND	5	0	0	0	0	0	0	0	0	0	0	0	0	0	0	0	0	0	0
TOTAL		29	1	0	1	0	0	0	0	0	0	0	0	0	0	0	0	0	0	0

Single Game Highs

Statistic	Value
Rushing Attempts	17
Rushing Yards Net	109
Rushing Touchdowns	1
Longest Rushing	94
Receptions	6
Receptions Yards	115
Receptions Touchdowns	1
Longest Reception	55
Longest Kick Return	96
Total Tackles	1



4 XAVIER WATTS

S/WR • 5-11 3/4, 193 lbs • Junior/Sophomore
Omaha, NE (Harry A. Burke)

SEASON	TEAM	GP	Tackles							Interceptions		Receptions								
			ua	a	total	tfl	pd	ff	fr	blk	sacks	int	rec	yds	td	lg	rec/g	yds/r	yds/g	
2020-21	ND	2	0	0	0	0-0	0	0	0	0	0	0	0	0	0	0	0	0	0	0
2021-22	ND	11	11	4	15	0-0	0	0	0	0	0	0	0	0	0	0	0	0	0	0
2022-23	ND	5	4	2	6	0-0	1	0	0	0	0	0	0	0	0	0	0	0	0	0
TOTAL		18	15	6	21	0-0	1	0	0	0	0	0	0	0	0	0	0	0	0	0

Single Game Highs

Statistic	Value
Total Tackles	5



5 JOE WILKINS JR.

WR • 6-1 1/2, 202 lbs • Graduate Student/Senior
North Fort Myers, FL (North Fort Myers)

SEASON	TEAM	GP	Tackles							Interceptions		Receptions								
			ua	a	total	tfl	pd	ff	fr	blk	sacks	int	rec	yds	td	lg	rec/g	yds/r	yds/g	
2019-20	ND	5	0	0	0	0-0	0	0	0	0	0	0	0	0	0	0	0	0	0	0
2020-21	ND	10	0	0	0	0-0	0	0	0	0	0	0	0	0	0	0	0	0	0	0
2021-22	ND	5	0	0	0	0-0	0	0	0	0	0	0	0	0	0	0	0	0	0	0
2022-23	ND	3	0	0	0	0-0	0	0	0	0	0	0	0	0	0	0	0	0	0	0
TOTAL		23	0	0	0	0-0	0	0	0	0	0	0	0	0	0	0	0	0	0	0

Single Game Highs

Statistic	Value
Receptions	4
Receptions Yards	39
Receptions Touchdowns	1
Longest Reception	23



22 JUSTIN WALTERS

S • 6-0 5/8, 190 lbs • Sophomore/Freshman
Bolingbrook, IL (Bolingbrook)

SEASON	TEAM	GP	Tackles							Interceptions		Receptions								
			ua	a	total	tfl	pd	ff	fr	blk	sacks	int	rec	yds	td	lg	rec/g	yds/r	yds/g	
2021-22	ND	4	3	0	3	0-0	0	0	0	0	0	0	0	0	0	0	0	0	0	0
2022-23	ND	3	0	1	1	0-0	0	0	0	0	0	0	0	0	0	0	0	0	0	0
TOTAL		7	3	1	4	0-0	0	0	0	0	0	0	0	0	0	0	0	0	0	0

Single Game Highs

Statistic	Value
Total Tackles	2



**2022-23 Notre Dame Football
Overall Team Statistics
All games**

Page 1/2
as of Oct 10, 2022

Team Statistics

	ND	OPP
Scoring	128	116
Points per game	25.6	23.2
Points Off Turnovers	10	20
First Downs	110	92
Rushing	46	46
Passing	50	36
Penalty	14	10
Rushing Yardage	874	733
Yards gained rushing	947	868
Yards lost rushing	73	135
Rushing attempts	204	173
Average per rush	4.3	4.2
Average per game	174.8	146.6
TDs Rushing	7	4
Passing Yardage	1099	973
Comp-Att-Int	94-141-4	82-141-1
Average per pass	7.8	6.9
Average per catch	11.7	11.9
Average per game	219.8	194.6
TDs Passing	9	11
Total offense	1973	1706
Total plays	345	314
Average per play	5.7	5.4
Average per game	394.6	341.2
Kick returns: #-Yards	7-119	5-93
Punt returns: #-Yards	9-86	6-62
Int returns: #-Yards	1-6	4-55
Kick return average	17.0	18.6
Punt return average	9.6	10.3
Int return average	6.0	13.8
Fumbles-Lost	3-2	3-1
Penalties-Yards	23-213	29-247
Average per game	42.6	49.4
Punts-Yards	22-1025	25-1095
Average per punt	46.6	43.8
Net punt average	43.3	39.2
Kickoffs-Yards	25-1568	24-1514
Average per kick	62.7	63.1
Net kick average	39.6	40.5
Time of possession / game	33:41	26:19
3rd-down conversion	29/68	24/64
3rd-down pct	43%	38%
4rd-down conversion	2/6	4/8





**2022-23 Notre Dame Football
Overall Team Statistics
All games**

Page 2/2
as of Oct 10, 2022

	ND	OPP
4rd-down pct	33%	50%
Sacks by-Yards	15-95	8-50
Misc Yards	0	0
Touchdowns scored	16	16
Field goals - attempts	5-6	3-5
On-Side kicks	0-0	0-0
Red-zone scores	(14-16) 88%	(13-13) 100%
Red-zone touchdowns	(11-16) 69%	(10-13) 77%
PAT-attempts	(13-13) 100%	(11-13) 85%
2-point conversion-attempts	(1-3) 33%	(0-3) 0%
Attendance	155244	157094
Games / Avg per game	2/77622	2/78547
Neutral site games	-	1/62742

Score by Periods

Team	1st	2nd	3rd	4th	OT	TOT
Notre Dame	6	60	28	34	0	128
Opponents	20	26	30	40	0	116





**2022-23 Notre Dame Football
Individual Statistics
All games**

Page 1/2
as of Oct 10, 2022

Rushing

Player	gp	att	gain	loss	net	avg	td	lg	avg/g
Audric Estime	5	68	366	5	361	5.3	4	46	72.2
Chris Tyree	5	52	236	5	231	4.4	1	19	46.2
Logan Diggs	4	38	162	3	159	4.2	0	33	39.8
Tyler Buchner	2	24	89	27	62	2.6	2	13	31.0
Drew Pyne	4	16	65	26	39	2.4	0	13	9.8
Braden Lenzy	5	1	7	0	7	7.0	0	7	1.4
Lorenzo Styles	5	1	22	0	22	22.0	0	22	4.4
Team	5	4	0	7	-7	-1.8	0	0	-1.4
Total	5	204	947	73	874	4.3	7	46	174.8
Opponents	5	173	868	135	733	4.2	4	42	146.6

Passing

Player	gp	effic	comp-att-int	pct	yds	td	lg	avg/g
Drew Pyne	4	167.3	66-91-2	72.5	721	9	36	180.3
Tyler Buchner	2	111.5	28-50-2	56.0	378	0	54	189.0
Total	5	147.5	94-141-4	66.7	1099	9	54	219.8
Opponents	5	140.4	82-141-1	58.2	973	11	80	194.6

Receiving

Player	gp	no.	yds	avg	td	lg	avg/g
Michael Mayer	5	33	351	10.6	5	30	70.2
Lorenzo Styles	5	19	260	13.7	1	54	52.0
Chris Tyree	5	14	86	6.1	1	21	17.2
Braden Lenzy	5	8	78	9.8	0	32	15.6
Jayden Thomas	5	6	106	17.7	1	32	21.2
Audric Estime	5	4	56	14.0	0	36	11.2
Matt Salerno	5	3	42	14.0	0	31	8.4
Kevin Bauman	3	3	44	14.7	0	22	14.7
Logan Diggs	4	3	65	21.7	1	34	16.3
Holden Staes	3	1	11	11.0	0	11	3.7
Total	5	94	1099	11.7	9	54	219.8
Opponents	5	82	973	11.9	11	80	194.6

Punt Returns

Player	no.	yds	avg	td	lg
Brandon Joseph	9	86	9.6	0	17
Total	9	86	9.6	0	17
Opponents	6	62	10.3	0	42

Interceptions

Player	no.	yds	avg	td	lg
TaRiq Bracy	1	6	6.0	0	6
Total	1	6	6.0	0	6
Opponents	4	55	13.8	1	37

Kick Returns

Player	no.	yds	avg	td	lg
Chris Tyree	6	92	15.3	0	32
Lorenzo Styles	1	27	27.0	0	27
Total	7	119	17.0	0	32
Opponents	5	93	18.6	0	25

Fumble Returns

Player	no.	yds	avg	td	lg
Justin Ademilola	1	0	0.0	0	0
Total	1	0	0.0	0	0
Opponents	2	0	0.0	0	0



**2022-23 Notre Dame Football
Individual Statistics
All games**

Scoring

Player	td	fg	PAT				dpx	saf	pts
			kick	rush	rcv	pass			
Michael Mayer	5	-	-	-	-	-	-	-	30
Blake Grupe	-	5-6	13-13	-	-	-	-	-	28
Audric Estime	4	-	-	-	-	-	-	-	24
Tyler Buchner	2	-	-	1	-	-	-	-	14
Chris Tyree	2	-	-	-	-	-	-	-	12
Lorenzo Styles	1	-	-	-	-	-	-	-	6
Logan Diggs	1	-	-	-	-	-	-	-	6
Jayden Thomas	1	-	-	-	-	-	-	-	6
Total	16	5-6	13-13	1	0	0	0	1	128
Opponents	16	3-5	11-13	0	0	0	0	0	116

Total Offense

Player	g	plays	rush	pass	total	avg/g
Drew Pyne	4	107	39	721	760	190.0
Tyler Buchner	2	74	62	378	440	220.0
Audric Estime	5	68	361	0	361	72.2
Chris Tyree	5	52	231	0	231	46.2
Logan Diggs	4	38	159	0	159	39.8
Lorenzo Styles	5	1	22	0	22	4.4
Braden Lenzy	5	1	7	0	7	1.4
Team	5	0	-7	0	-7	-1.4
Total	5	345	874	1099	1973	394.6
Opponents	5	314	733	973	1706	341.2

Field Goals

Player	fg	pct.	01-19	20-29	30-39	40-49	50-99	lg	blk
Blake Grupe	5-6	83.3	0-0	2-2	1-1	2-3	0-0	47	0
Opponents	3-5	60.0	0-0	2-2	1-2	0-1	0-0	34	0

Punting

Player	no.	yds	avg	lg	tb	fc	i20	50+	blk
Jon Sot	22	1025	46.6	75	1	9	11	8	0
Total	22	1025	46.6	75	1	9	11	8	0
Opponents	25	1095	43.8	54	1	10	9	8	1

FG Sequence

Team Name	Notre Dame	Opponents
Ohio St.	(33)	39
California	,(47)	45,(34)
North Carolina	44,(40)	
BYU	(26),(20)	
Marshall		(21),(20)

Kickoffs

Player	no.	yds	avg	tb	ob	retn	net	ydl
Zac Yoakam	25	1568	62.7	17	0			
Total	25	1568	62.7	17	0	5	39.6	25
Opponents	24	1514	63.1	16	0	7	40.5	24

Numbers in (parentheses) indicate field goal was made

All Purpose

Player	g	rush	rcv	pr	kr	ir	total	avg/g
Audric Estime	5	361	56	0	0	0	417	83.4
Chris Tyree	5	231	86	0	92	0	409	81.8
Michael Mayer	5	0	351	0	0	0	351	70.2
Lorenzo Styles	5	22	260	0	27	0	309	61.8
Logan Diggs	4	159	65	0	0	0	224	56.0
Jayden Thomas	5	0	106	0	0	0	106	21.2
Brandon Joseph	5	0	0	86	0	0	86	17.2
Braden Lenzy	5	7	78	0	0	0	85	17.0
Tyler Buchner	2	62	0	0	0	0	62	31.0
Kevin Bauman	3	0	44	0	0	0	44	14.7
Matt Salerno	5	0	42	0	0	0	42	8.4
Drew Pyne	4	39	0	0	0	0	39	9.8
Holden Staes	3	0	11	0	0	0	11	3.7
TaRiq Bracy	5	0	0	0	0	6	6	1.2
Team	5	-7	0	0	0	0	-7	-1.4
Total	5	874	1099	86	119	6	2184	436.8
Opponents	5	733	973	62	93	55	1916	383.2



**2022-23 Notre Dame Football
Overall Defense Statistics
All games**

Page 1/1
as of Oct 10, 2022

Team Defense

##	Player	gp	Tackles				Sacks	Pass defense			Fumbles		blkd	
			ua	a	tot	tfl/yds		no-yds	int-yds	brup	qbh	fr-yds	ff	kick
24	Jack Kiser	5	10	19	29	2.5-6	1.5-3
27	JD Bertrand	5	4	19	23	1.5-2
56	Howard Cross III	4	9	14	23	1.5-5	1-5	.	.	2	.	1	.	.
2	DJ Brown	5	14	9	23	0.5-2
7	Isaiah Foskey	5	8	13	21	4-23	3-19	.	.	3
16	Brandon Joseph	5	8	13	21	.	.	.	1	1	.	1	.	.
8	Marist Liufau	5	5	15	20	1-4	0.5-3
9	Justin Ademilola	5	6	13	19	1.5-10	1.5-10	.	.	1	1-0	.	.	.
28	TaRiq Bracy	5	9	7	16	3.5-6	.	1-6
3	Houston Griffith	5	5	9	14
5	Cam Hart	5	7	5	12	1-3	.	.	3
99	Rylie Mills	5	3	8	11	4-18	2-15
57	Jayson Ademilola	5	2	9	11	2.5-13	2-12	.	.	2
6	Clarence Lewis	5	8	3	11	.	.	.	3
52	Bo Bauer	5	5	4	9	0.5-1	1	.
11	Ramon Henderson	4	3	5	8	0.5-4	0.5-4	.	.	1
20	Benjamin Morrison	5	4	3	7	.	.	.	1
65	Chris Smith	5	3	4	7
26	Xavier Watts	5	4	2	6	.	.	.	1
54	Jacob Lacey	4	3	2	5	2-18	2-18
21	Jaden Mickey	5	3	2	5
10	Prince Kollie	5	4	.	4	2-8	1-6
31	Nana Osafo-Mensah	5	2	2	4
0	Braden Lenzy	5	2	1	3
97	Gabriel Rubio	4	.	2	2	0.5-0
44	Junior Tuihalamaka	5	2	.	2
39	Jon Sot	5	1	.	1
12	Jordan Botelho	5	1	.	1
87	Michael Mayer	5	1	.	1
65	Michael Vinson	5	.	1	1
22	Justin Walters	3	.	1	1
	Totals	5	136	186	322	29-123	15-95	1-6	9	10	1-0	2	1	1
	Opponents	5	175	198	373	20-73	8-50	4-55	12	5	2-0	1	0	0

