



Officials: Ted Valentine, Lee Cassell, Tony Henderson

Michigan St. - 52

Record: 5-3

| NO.           | Name          | F/C | Min   | FG    |      |     | 3P |    |     | FT |    |    | Rebounds |   |   | Fouls |   | TP  | AS | TO | ST | Blocks |     | +/- |
|---------------|---------------|-----|-------|-------|------|-----|----|----|-----|----|----|----|----------|---|---|-------|---|-----|----|----|----|--------|-----|-----|
|               |               |     |       | M-A   | M-A  | M-A | OR | DR | TOT | PF | FD | BS | BA       |   |   |       |   |     |    |    |    |        |     |     |
| 10            | Joey Hauser   | F   | 35:48 | 6-13  | 0-1  | 0-0 | 0  | 7  | 7   | 0  | 1  | 12 | 1        | 0 | 1 | 0     | 0 | 0   | 0  | 0  | 0  | 0      | -20 |     |
| 22            | Mady Sissoko  | C   | 22:20 | 2-5   | 0-0  | 0-0 | 2  | 6  | 8   | 2  | 1  | 4  | 1        | 1 | 0 | 0     | 0 | 0   | 0  | 0  | 0  | 0      | -6  |     |
| 1             | Pierre Brooks | G   | 28:49 | 1-4   | 1-3  | 0-0 | 0  | 3  | 3   | 1  | 2  | 3  | 0        | 0 | 0 | 0     | 0 | 0   | 0  | 0  | 1  | -12    |     |     |
| 2             | Tyson Walker  | G   | 36:32 | 4-13  | 2-4  | 2-2 | 0  | 4  | 4   | 2  | 1  | 12 | 2        | 2 | 2 | 0     | 1 | -21 |    |    |    |        |     |     |
| 11            | A.J. Hoggard  | G   | 32:18 | 5-13  | 1-4  | 4-4 | 0  | 3  | 3   | 4  | 5  | 15 | 3        | 3 | 0 | 2     | 1 | -16 |    |    |    |        |     |     |
| 0             | Jaxon Kohler  |     | 07:18 | 1-2   | 0-0  | 0-0 | 0  | 1  | 1   | 1  | 1  | 2  | 0        | 1 | 0 | 0     | 0 | -5  |    |    |    |        |     |     |
| 43            | Jason Whitens |     | 13:52 | 0-0   | 0-0  | 0-0 | 0  | 1  | 1   | 0  | 0  | 0  | 0        | 0 | 0 | 1     | 0 | -2  |    |    |    |        |     |     |
| 5             | Tre Holloman  |     | 11:21 | 1-2   | 0-0  | 0-0 | 0  | 1  | 1   | 1  | 0  | 2  | 1        | 0 | 0 | 0     | 0 | -6  |    |    |    |        |     |     |
| 15            | Carson Cooper |     | 08:31 | 1-2   | 0-0  | 0-0 | 0  | 0  | 0   | 1  | 1  | 2  | 0        | 0 | 0 | 0     | 0 | -8  |    |    |    |        |     |     |
| 14            | Davis Smith   |     | 03:11 | 0-0   | 0-0  | 0-0 | 0  | 0  | 0   | 0  | 0  | 0  | 0        | 0 | 0 | 0     | 0 | 6   |    |    |    |        |     |     |
| Team          |               |     |       |       |      |     | 1  | 0  | 1   |    |    | 0  |          |   | 1 |       |   |     |    |    |    |        |     |     |
| <b>Totals</b> |               |     |       | 21-54 | 4-12 | 6-6 | 3  | 26 | 29  | 12 | 12 | 52 | 8        | 8 | 4 | 2     | 3 | -18 |    |    |    |        |     |     |

| Shooting By Period |       |        |
|--------------------|-------|--------|
| 1st FG%            | 10-27 | 37.0%  |
| 3PT%               | 2-7   | 28.6%  |
| FT%                | 2-2   | 100%   |
| 2nd FG%            | 11-27 | 40.7%  |
| 3PT%               | 2-5   | 40.0%  |
| FT%                | 4-4   | 100%   |
| GM FG%             | 21-54 | 38.9%  |
| 3PT%               | 4-12  | 33.3%  |
| FT%                | 6-6   | 100.0% |

Dead Ball Rebounds: 3, 0

Technical Fouls::NONE

Notre Dame - 70

Record: 6-1

| NO.           | Name            | F/C | Min   | FG    |       |     | 3P |    |     | FT |    |    | Rebounds |   |   | Fouls |   | TP | AS | TO | ST | Blocks |  | +/- |
|---------------|-----------------|-----|-------|-------|-------|-----|----|----|-----|----|----|----|----------|---|---|-------|---|----|----|----|----|--------|--|-----|
|               |                 |     |       | M-A   | M-A   | M-A | OR | DR | TOT | PF | FD | BS | BA       |   |   |       |   |    |    |    |    |        |  |     |
| 14            | Nate Laszewski  | F   | 38:31 | 4-9   | 1-4   | 0-0 | 1  | 7  | 8   | 2  | 4  | 9  | 2        | 0 | 1 | 0     | 0 | 18 |    |    |    |        |  |     |
| 1             | JJ Starling     | G   | 32:03 | 6-14  | 0-7   | 2-3 | 1  | 3  | 4   | 1  | 2  | 14 | 2        | 0 | 1 | 2     | 0 | 14 |    |    |    |        |  |     |
| 3             | Trey Wertz      | G   | 38:26 | 2-6   | 2-4   | 2-2 | 0  | 4  | 4   | 2  | 1  | 8  | 7        | 3 | 0 | 0     | 0 | 18 |    |    |    |        |  |     |
| 5             | Cormac Ryan     | G   | 40:00 | 8-11  | 6-7   | 1-2 | 0  | 3  | 3   | 3  | 2  | 23 | 0        | 2 | 0 | 0     | 1 | 18 |    |    |    |        |  |     |
| 23            | Dane Goodwin    | G   | 36:16 | 5-9   | 2-4   | 0-0 | 0  | 5  | 5   | 2  | 2  | 12 | 1        | 0 | 0 | 1     | 0 | 13 |    |    |    |        |  |     |
| 2             | Ven-Allen Lubin |     | 14:44 | 2-5   | 0-0   | 0-1 | 1  | 3  | 4   | 2  | 1  | 4  | 1        | 1 | 0 | 0     | 1 | 9  |    |    |    |        |  |     |
| Team          |                 |     |       |       |       |     | 1  | 1  | 2   |    |    | 0  |          |   | 0 |       |   |    |    |    |    |        |  |     |
| <b>Totals</b> |                 |     |       | 27-54 | 11-26 | 5-8 | 4  | 26 | 30  | 12 | 12 | 70 | 13       | 6 | 2 | 3     | 2 | 18 |    |    |    |        |  |     |

| Shooting By Period |       |       |
|--------------------|-------|-------|
| 1st FG%            | 16-29 | 55.2% |
| 3PT%               | 8-13  | 61.5% |
| FT%                | 2-5   | 40%   |
| 2nd FG%            | 11-25 | 44.0% |
| 3PT%               | 3-13  | 23.1% |
| FT%                | 3-3   | 100%  |
| GM FG%             | 27-54 | 50.0% |
| 3PT%               | 11-26 | 42.3% |
| FT%                | 5-8   | 62.5% |

Dead Ball Rebounds: 0, 1

Technical Fouls::NONE

|                  | MSU           | ND            |
|------------------|---------------|---------------|
| Biggest lead     | 2 (1st 18:15) | 23 (1st 4:33) |
| Best Scoring Run | 6(1st 0:36)   | 10(1st 13:23) |
| Lead Changes     | 1             |               |
| Times Tied       | 1             |               |
| Time with Lead   | 00:07         | 36:44         |

| Points from   | MSU | ND |
|---------------|-----|----|
| Turnovers     | 6   | 10 |
| Paint         | 26  | 26 |
| Second Chance | 6   | 0  |
| Fast Breaks   | 4   | 5  |
| Bench         | 6   | 4  |

|     | Period by Period Scoring |     |     |
|-----|--------------------------|-----|-----|
|     | 1st                      | 2nd | TOT |
| MSU | 24                       | 28  | 52  |
| ND  | 42                       | 28  | 70  |



**Period 1**

**Quarter Starters:**

|            |              |            |             |                |              |
|------------|--------------|------------|-------------|----------------|--------------|
| <b>ND</b>  | 1 Starling J | 3 Wertz T  | 5 Ryan C    | 14 Laszewski N | 23 Goodwin D |
| <b>MSU</b> | 1 Brooks P   | 2 Walker T | 10 Hauser J | 11 Hoggard A   | 22 Sissoko M |

| Game Time | ND  | Score      | Diff      | MSU  |
|-----------|---|------------|-----------|--|
| 20:00     | 14 LASZEWSKI N jumpball lost  |            |           | 22 SISSOKO M jumpball won  |
| 19:44     |   |            |           | 22 SISSOKO M 2pt FG outside the paint, turnaround jump shot missed |
| 19:42     | defensive rebound (1)   |            |           |  |
| 19:17     | 3 WERTZ T 2pt FG in the paint, pull up jump shot missed             |            |           |  |
| 19:14     |   |            |           | 1 BROOKS P defensive rebound (1)                                   |
| 18:52     | 1 STARLING J steal (1)  |            |           | 22 SISSOKO M turnover bad pass (1)                                 |
| 18:44     | 1 STARLING J 3pt FG from turnover, jump shot missed                 |            |           |  |
| 18:42     |   |            |           | 22 SISSOKO M defensive rebound (1)                                 |
| 18:15     |   | <b>0-2</b> | <b>-2</b> | 11 HOGGARD A 2pt FG outside the paint, pull up jump shot made (2)  |
| 18:08     | 14 LASZEWSKI N 2pt FG fast break in the paint, layup made (2)       | <b>2-2</b> | <b>0</b>  |  |
| 18:08     | 1 STARLING J assist (1)   |            |           |  |
| 17:37     |   |            |           | 11 HOGGARD A 3pt FG , jump shot missed                             |
| 17:33     | 5 RYAN C defensive rebound (1)                                      |            |           |  |
| 17:20     | 1 STARLING J 3pt FG , jump shot missed                              |            |           |  |
| 17:16     |   |            |           | 22 SISSOKO M defensive rebound (2)                                 |
| 17:07     |   |            |           | 10 HAUSER J 2pt FG outside the paint, turnaround jump shot missed  |
| 17:03     | 3 WERTZ T defensive rebound (1)                                     |            |           |  |
| 16:44     | 1 STARLING J 2pt FG in the paint, driving layup made (2)            | <b>4-2</b> | <b>2</b>  |  |
| 16:23     |   |            |           | 10 HAUSER J 3pt FG , jump shot missed                              |
| 16:19     | 23 GOODWIN D defensive rebound (1)                                  |            |           |  |
| 16:09     | 1 STARLING J foul drawn (1)   |            |           | 1 BROOKS P foul shooting (1 - 1)                                   |
| 16:09     | 1 STARLING J free throw 1 - 2 made (3)                              | <b>5-2</b> | <b>3</b>  |  |
| 16:09     |   |            |           | 1 BROOKS P substitution out  |
| 16:09     |   |            |           | 22 SISSOKO M substitution out                                      |
| 16:09     |   |            |           | 0 KOHLER J substitution in   |
| 16:09     |   |            |           | 43 WHITENS J substitution in                                       |
| 16:09     | 1 STARLING J free throw 2 - 2 missed                                |            |           |  |
| 16:08     |   |            |           | 10 HAUSER J defensive rebound (1)                                  |
| 15:54     | 5 RYAN C foul drawn (1)   |            |           | 0 KOHLER J foul offensive (1 - 2)                                  |
| 15:54     |   |            |           | 0 KOHLER J turnover offensive (1)                                  |
| 15:54     | Timeout media   |            |           |  |
| 15:38     | 5 RYAN C 2pt FG from turnover in the paint, layup blocked           |            |           |  |
| 15:38     |   |            |           | 11 HOGGARD A block (1)   |
| 15:38     | offensive rebound (5)   |            |           |  |
| 15:27     | 14 LASZEWSKI N 3pt FG from turnover second chance, jump shot missed |            |           |  |
| 15:24     |   |            |           | 10 HAUSER J defensive rebound (2)                                  |
| 15:15     |   |            |           | 0 KOHLER J 2pt FG in the paint, turnaround jump shot missed        |
| 15:11     | 14 LASZEWSKI N defensive rebound (1)                                |            |           |  |
| 14:58     | 14 LASZEWSKI N 2pt FG in the paint, driving layup made (4)          | <b>7-2</b> | <b>5</b>  |  |
| 14:34     |   |            |           | 2 WALKER T 2pt FG outside the paint, jump shot missed              |



Official Basketball Play by Play - First Half  
**Michigan St. at Notre Dame**  
 11/30/22 Purcell Pavilion at the Joyce Center, Notre Dame  
 2022-23 Men's Basketball

**Game Time:** 9:15 PM  
**Game Duration:** 1:46  
**Attendance:** 7,854

**Officials:** Ted Valentine, Lee Cassell, Tony Henderson

| Game Time | ND  | Score        | Diff      | MSU   |
|-----------|---|--------------|-----------|---|
| 14:30     | 3 WERTZ T defensive rebound (2)   |              |           |   |
| 14:15     | 14 LASZEWSKI N 2pt FG in the paint, layup missed                        |              |           |   |
| 14:11     | 14 LASZEWSKI N offensive rebound (2)                                    |              |           |   |
| 14:11     | 14 LASZEWSKI N 2pt FG second chance in the paint, layup missed          |              |           |   |
| 14:10     |   |              |           | 43 WHITENS J defensive rebound (1)                                  |
| 13:44     |   |              |           | 11 HOGGARD A 2pt FG outside the paint, jump shot missed             |
| 13:41     | 14 LASZEWSKI N defensive rebound (3)                                    |              |           |   |
| 13:41     | jump ball situation   |              |           |   |
| 13:41     | 1 STARLING J substitution out   |              |           |   |
| 13:41     | 2 LUBIN V substitution in   |              |           |   |
| 13:41     |   |              |           | 0 KOHLER J substitution out   |
| 13:41     |   |              |           | 11 HOGGARD A substitution out                                       |
| 13:41     |   |              |           | 5 HOLLOMAN T substitution in  |
| 13:41     |   |              |           | 15 COOPER C substitution in   |
| 13:23     | 5 RYAN C 3pt FG , jump shot made (3)                                    | <b>10-2</b>  | <b>8</b>  |   |
| 13:23     | 3 WERTZ T assist (1)  |              |           |   |
| 13:09     |   | <b>10-4</b>  | <b>6</b>  | 10 HAUSER J 2pt FG outside the paint, turnaround jump shot made (2) |
| 12:52     | 3 WERTZ T 3pt FG , jump shot made (3)                                   | <b>13-4</b>  | <b>9</b>  |   |
| 12:29     | 2 LUBIN V foul shooting (1 - 1)   |              |           | 2 WALKER T foul drawn (1)   |
| 12:29     |   | <b>13-5</b>  | <b>8</b>  | 2 WALKER T free throw 1 - 2 made (1)                                |
| 12:29     | 14 LASZEWSKI N substitution out   |              |           |   |
| 12:29     | 1 STARLING J substitution in  |              |           |   |
| 12:29     |   |              |           | 43 WHITENS J substitution out                                       |
| 12:29     |   |              |           | 1 BROOKS P substitution in  |
| 12:29     |   | <b>13-6</b>  | <b>7</b>  | 2 WALKER T free throw 2 - 2 made (2)                                |
| 12:12     | 23 GOODWIN D 3pt FG , jump shot made (3)                                | <b>16-6</b>  | <b>10</b> |   |
| 12:12     | 2 LUBIN V assist (1)  |              |           |   |
| 11:50     |   | <b>16-8</b>  | <b>8</b>  | 10 HAUSER J 2pt FG outside the paint, jump shot made (4)            |
| 11:25     | 23 GOODWIN D 3pt FG , jump shot missed                                  |              |           |   |
| 11:22     |   |              |           | 5 HOLLOMAN T defensive rebound (1)                                  |
| 11:05     |   |              |           | 10 HAUSER J 2pt FG outside the paint, jump shot missed              |
| 11:01     | 23 GOODWIN D defensive rebound (2)                                      |              |           |   |
| 11:00     |   |              |           | Timeout media   |
| 11:00     | 23 GOODWIN D substitution out   |              |           |   |
| 11:00     | 14 LASZEWSKI N substitution in  |              |           |   |
| 11:00     |   |              |           | 2 WALKER T substitution out   |
| 11:00     |   |              |           | 11 HOGGARD A substitution in  |
| 10:50     | 5 RYAN C 3pt FG , jump shot made (6)                                    | <b>19-8</b>  | <b>11</b> |   |
| 10:50     | 3 WERTZ T assist (2)  |              |           |   |
| 10:43     | 14 LASZEWSKI N foul drawn (1)   |              |           | 11 HOGGARD A foul offensive (1 - 3)                                 |
| 10:43     |   |              |           | 11 HOGGARD A turnover offensive (1)                                 |
| 10:43     |   |              |           | 5 HOLLOMAN T substitution out                                       |
| 10:43     |   |              |           | 2 WALKER T substitution in  |
| 10:26     | 5 RYAN C 2pt FG from turnover in the paint, floating jump shot made (8) | <b>21-8</b>  | <b>13</b> |   |
| 09:55     |   | <b>21-11</b> | <b>10</b> | 11 HOGGARD A 3pt FG , jump shot made (5)                            |
| 09:55     |   |              |           | 10 HAUSER J assist (1)  |
| 09:38     | 2 LUBIN V 2pt FG in the paint, driving layup blocked                    |              |           |   |



Official Basketball Play by Play - First Half  
**Michigan St. at Notre Dame**  
 11/30/22 Purcell Pavilion at the Joyce Center, Notre Dame  
 2022-23 Men's Basketball

**Game Time:** 9:15 PM  
**Game Duration:** 1:46  
**Attendance:** 7,854

**Officials:** Ted Valentine, Lee Cassell, Tony Henderson

| Game Time | ND  | Score        | Diff      | MSU   |
|-----------|---|--------------|-----------|---|
| 09:38     |   |              |           | 11 HOGGARD A block (2)                                |
| 09:33     |   |              |           | 2 WALKER T defensive rebound (1)                      |
| 09:31     |   |              |           | 15 COOPER C 2pt FG in the paint, jump shot missed     |
| 09:28     | 2 LUBIN V defensive rebound (1)                             |              |           |   |
| 09:09     | 5 RYAN C 3pt FG , jump shot made (11)                       | <b>24-11</b> | <b>13</b> |   |
| 09:09     | 14 LASZEWSKI N assist (1)                                   |              |           |   |
| 08:39     |   |              |           | 2 WALKER T 3pt FG , jump shot missed                  |
| 08:36     | 14 LASZEWSKI N defensive rebound (4)                        |              |           |   |
| 08:32     | 2 LUBIN V 2pt FG fast break in the paint, layup made (2)    | <b>26-11</b> | <b>15</b> |   |
| 08:32     | 3 WERTZ T assist (3)  |              |           |   |
| 08:31     | 2 LUBIN V foul drawn (1)                                    |              |           | 15 COOPER C foul shooting (1 - 4)                     |
| 08:31     | 3 WERTZ T substitution out                                  |              |           |   |
| 08:31     | 23 GOODWIN D substitution in                                |              |           |   |
| 08:31     |   |              |           | 15 COOPER C substitution out                          |
| 08:31     |   |              |           | 22 SISSOKO M substitution in                          |
| 08:31     | 2 LUBIN V free throw fast break 1 - 1 missed                |              |           |   |
| 08:30     |   |              |           | 10 HAUSER J defensive rebound (3)                     |
| 08:23     | 1 STARLING J foul personal (1 - 2)                          |              |           | 11 HOGGARD A foul drawn (1)                           |
| 08:23     |   |              |           | 10 HAUSER J substitution out                          |
| 08:23     |   |              |           | 0 KOHLER J substitution in                            |
| 08:14     |   |              |           | 1 BROOKS P 3pt FG , jump shot missed                  |
| 08:12     | defensive dead ball rebound (1)                             |              |           |   |
| 08:12     | 14 LASZEWSKI N foul drawn (2)                               |              |           | 22 SISSOKO M foul personal (1 - 5)                    |
| 07:48     | 23 GOODWIN D 2pt FG outside the paint, jump shot missed     |              |           |   |
| 07:43     | 2 LUBIN V offensive rebound (2)                             |              |           |   |
| 07:42     | 2 LUBIN V 2pt FG second chance in the paint, layup missed   |              |           |   |
| 07:40     |   |              |           | 22 SISSOKO M defensive rebound (3)                    |
| 07:32     | 14 LASZEWSKI N foul personal (1 - 3)                        |              |           | 0 KOHLER J foul drawn (1)                             |
| 07:32     | Timeout media   |              |           |   |
| 07:32     | 2 LUBIN V substitution out                                  |              |           |   |
| 07:32     | 3 WERTZ T substitution in                                   |              |           |   |
| 07:32     |   |              |           | 0 KOHLER J substitution out                           |
| 07:32     |   |              |           | 10 HAUSER J substitution in                           |
| 07:23     |   | <b>26-13</b> | <b>13</b> | 10 HAUSER J 2pt FG in the paint, layup made (6)       |
| 06:57     | 23 GOODWIN D 2pt FG in the paint, layup made (5)            | <b>28-13</b> | <b>15</b> |   |
| 06:36     | 14 LASZEWSKI N steal (1)                                    |              |           | 11 HOGGARD A turnover bad pass (2)                    |
| 06:15     | 3 WERTZ T 3pt FG from turnover, jump shot made (6)          | <b>31-13</b> | <b>18</b> |   |
| 05:44     |   | <b>31-16</b> | <b>15</b> | 2 WALKER T 3pt FG , jump shot made (5)                |
| 05:23     | 5 RYAN C 3pt FG , jump shot made (14)                       | <b>34-16</b> | <b>18</b> |   |
| 05:23     | 1 STARLING J assist (2)                                     |              |           |   |
| 05:23     | 23 GOODWIN D foul drawn (1)                                 |              |           | 2 WALKER T foul offensive (1 - 6)                     |
| 05:23     |   |              |           | 2 WALKER T turnover offensive (1)                     |
| 05:12     | 5 RYAN C 2pt FG from turnover in the paint, layup made (16) | <b>36-16</b> | <b>20</b> |   |
| 04:52     |   |              |           | 2 WALKER T 2pt FG outside the paint, jump shot missed |
| 04:48     | 14 LASZEWSKI N defensive rebound (5)                        |              |           |   |
| 04:33     | 5 RYAN C 3pt FG , jump shot made (19)                       | <b>39-16</b> | <b>23</b> |   |
| 04:33     | 23 GOODWIN D assist (1)                                     |              |           |   |
| 04:31     |   |              |           | Timeout 30 Sec  |
| 04:19     |   |              |           | 2 WALKER T turnover bad pass (2)                      |



Official Basketball Play by Play - First Half  
**Michigan St. at Notre Dame**  
 11/30/22 Purcell Pavilion at the Joyce Center, Notre Dame  
 2022-23 Men's Basketball

**Game Time:** 9:15 PM  
**Game Duration:** 1:46  
**Attendance:** 7,854

**Officials:** Ted Valentine, Lee Cassell, Tony Henderson

| Game Time            | ND  | Score        | Diff      | MSU  |
|----------------------|---|--------------|-----------|--|
| 03:52                | 3 WERTZ T 3pt FG from turnover, jump shot missed                                    |              |           |  |
| 03:48                | 1 STARLING J offensive rebound (1)  |              |           |  |
| 03:35                | Timeout media   |              |           |  |
| 03:35                |   |              |           | 1 BROOKS P substitution out  |
| 03:35                |   |              |           | 43 WHITENS J substitution in   |
| 03:32                | 1 STARLING J 2pt FG from turnover second chance outside the paint, jump shot missed |              |           |  |
| 03:28                |   |              |           | 22 SISSOKO M defensive rebound (4)   |
| 03:12                |   | <b>39-18</b> | <b>21</b> | 11 HOGGARD A 2pt FG in the paint, turnaround jump shot made (7)                      |
| 02:52                | 3 WERTZ T turnover bad pass (1)   |              |           | 43 WHITENS J steal (1)   |
| 02:47                |   |              |           | 2 WALKER T 3pt FG from turnover, jump shot missed                                    |
| 02:43                | 3 WERTZ T defensive rebound (3)   |              |           |  |
| 02:41                | 5 RYAN C foul drawn (2)   |              |           | 11 HOGGARD A foul shooting (2 - 7)   |
| 02:41                | 5 RYAN C free throw fast break 1 - 2 made (20)                                      | <b>40-18</b> | <b>22</b> |  |
| 02:41                |   |              |           | 11 HOGGARD A substitution out  |
| 02:41                |   |              |           | 1 BROOKS P substitution in   |
| 02:41                | 23 GOODWIN D substitution out   |              |           |  |
| 02:41                | 2 LUBIN V substitution in   |              |           |  |
| 02:41                | 5 RYAN C free throw fast break 2 - 2 missed   |              |           |  |
| 02:39                |   |              |           | 10 HAUSER J defensive rebound (4)  |
| 02:24                |   |              |           | 10 HAUSER J 2pt FG in the paint, jump shot missed                                    |
| 02:20                |   |              |           | 22 SISSOKO M offensive rebound (5)   |
| 02:20                |   |              |           | 22 SISSOKO M 2pt FG second chance in the paint, layup missed                         |
| 02:20                |   |              |           | offensive rebound (14)   |
| 02:08                |   | <b>40-20</b> | <b>20</b> | 2 WALKER T 2pt FG second chance in the paint, driving layup made (7)                 |
| 01:52                | 5 RYAN C turnover lost ball (1)   |              |           | 2 WALKER T steal (1)   |
| 01:44                |   |              |           | 22 SISSOKO M 2pt FG from turnover in the paint, jump shot missed                     |
| 01:41                | 1 STARLING J defensive rebound (2)  |              |           |  |
| 01:26                | 2 LUBIN V foul offensive (2 - 4)  |              |           | 1 BROOKS P foul drawn (1)  |
| 01:26                | 2 LUBIN V turnover offensive (1)  |              |           |  |
| 01:26                | 2 LUBIN V substitution out  |              |           |  |
| 01:26                | 23 GOODWIN D substitution in  |              |           |  |
| 01:04                | jump ball situation   |              |           |  |
| 01:03                |   |              |           | 1 BROOKS P 2pt FG from turnover outside the paint, jump shot missed                  |
| 01:01                |   |              |           | offensive dead ball rebound (1)  |
| 01:01                | 23 GOODWIN D foul personal (1 - 5)  |              |           | 10 HAUSER J foul drawn (1)   |
| 00:55                |   | <b>40-22</b> | <b>18</b> | 10 HAUSER J 2pt FG from turnover second chance outside the paint, jump shot made (8) |
| 00:40                | 3 WERTZ T turnover lost ball (2)  |              |           | 2 WALKER T steal (2)   |
| 00:36                |   | <b>40-24</b> | <b>16</b> | 22 SISSOKO M 2pt FG fast break from turnover in the paint, dunk, made (2)            |
| 00:36                |   |              |           | 2 WALKER T assist (1)  |
| 00:14                | Timeout 30 Sec  |              |           |  |
| 00:03                | 1 STARLING J 2pt FG outside the paint, pull up jump shot made (5)                   | <b>42-24</b> | <b>18</b> |  |
| <b>END OF PERIOD</b> |   |              |           |  |
| <b>ND 42-24 MSU</b>  |   |              |           |  |



Official Basketball Play by Play - First Half  
**Michigan St. at Notre Dame**  
11/30/22 Purcell Pavilion at the Joyce Center, Notre Dame  
2022-23 Men's Basketball

**Game Time:** 9:15 PM  
**Game Duration:** 1:46  
**Attendance:** 7,854

**Officials:** Ted Valentine, Lee Cassell, Tony Henderson



Officials: Ted Valentine, Lee Cassell, Tony Henderson

Michigan St. - 24

| NO.           | Name          | F/C | Min   | FG    |     |     | Rebounds |    |     | Fouls |    | TP | AS | TO | ST | Blocks |    | +/- |
|---------------|---------------|-----|-------|-------|-----|-----|----------|----|-----|-------|----|----|----|----|----|--------|----|-----|
|               |               |     |       | M-A   | M-A | M-A | OR       | DR | TOT | PF    | FD |    |    |    |    | BS     | BA |     |
| 10            | Joey Hauser   | F   | 19:09 | 4-8   | 0-1 | 0-0 | 0        | 4  | 4   | 0     | 1  | 8  | 1  | 0  | 0  | 0      | 0  | -18 |
| 22            | Mady Sissoko  | C   | 12:22 | 1-4   | 0-0 | 0-0 | 1        | 4  | 5   | 1     | 0  | 2  | 0  | 1  | 0  | 0      | 0  | -6  |
| 1             | Pierre Brooks | G   | 15:26 | 0-2   | 0-1 | 0-0 | 0        | 1  | 1   | 1     | 1  | 0  | 0  | 0  | 0  | 0      | 0  | -14 |
| 2             | Tyson Walker  | G   | 19:43 | 2-6   | 1-3 | 2-2 | 0        | 1  | 1   | 1     | 1  | 7  | 1  | 2  | 2  | 0      | 0  | -15 |
| 11            | A.J. Hoggard  | G   | 14:38 | 3-5   | 1-2 | 0-0 | 0        | 0  | 0   | 2     | 1  | 7  | 0  | 2  | 0  | 2      | 0  | -19 |
| 0             | Jaxon Kohler  |     | 03:19 | 0-1   | 0-0 | 0-0 | 0        | 0  | 0   | 1     | 1  | 0  | 0  | 1  | 0  | 0      | 0  | -2  |
| 43            | Jason Whitens |     | 07:15 | 0-0   | 0-0 | 0-0 | 0        | 1  | 1   | 0     | 0  | 0  | 0  | 0  | 1  | 0      | 0  | 0   |
| 5             | Tre Holloman  |     | 02:58 | 0-0   | 0-0 | 0-0 | 0        | 1  | 1   | 0     | 0  | 0  | 0  | 0  | 0  | 0      | 0  | -6  |
| 15            | Carson Cooper |     | 05:10 | 0-1   | 0-0 | 0-0 | 0        | 0  | 0   | 1     | 0  | 0  | 0  | 0  | 0  | 0      | 0  | -10 |
| Team          |               |     |       |       |     |     | 1        | 0  | 1   |       |    | 0  |    | 0  |    |        |    |     |
| <b>Totals</b> |               |     |       | 10-27 | 2-7 | 2-2 | 2        | 12 | 14  | 7     | 5  | 24 | 2  | 6  | 3  | 2      | 0  | -18 |

| Shooting By Period |       |        |
|--------------------|-------|--------|
| 1st FG%            | 10-27 | 37.0%  |
| 3PT%               | 2-7   | 28.6%  |
| FT%                | 2-2   | 100%   |
| GM FG%             | 10-27 | 37.0%  |
| 3PT%               | 2-7   | 28.6%  |
| FT%                | 2-2   | 100.0% |

Dead Ball Rebounds: 1, 0

Technical Fouls::NONE

Notre Dame - 42

| NO.           | Name            | F/C | Min   | FG    |      |     | Rebounds |    |     | Fouls |    | TP | AS | TO | ST | Blocks |    | +/- |
|---------------|-----------------|-----|-------|-------|------|-----|----------|----|-----|-------|----|----|----|----|----|--------|----|-----|
|               |                 |     |       | M-A   | M-A  | M-A | OR       | DR | TOT | PF    | FD |    |    |    |    | BS     | BA |     |
| 14            | Nate Laszewski  | F   | 18:31 | 2-5   | 0-1  | 0-0 | 1        | 4  | 5   | 1     | 2  | 4  | 1  | 0  | 1  | 0      | 0  | 18  |
| 1             | JJ Starling     | G   | 18:48 | 2-5   | 0-2  | 1-2 | 1        | 1  | 2   | 1     | 1  | 5  | 2  | 0  | 1  | 0      | 0  | 15  |
| 3             | Trey Wertz      | G   | 19:01 | 2-4   | 2-3  | 0-0 | 0        | 3  | 3   | 0     | 0  | 6  | 3  | 2  | 0  | 0      | 0  | 18  |
| 5             | Cormac Ryan     | G   | 20:00 | 7-8   | 5-5  | 1-2 | 0        | 1  | 1   | 0     | 2  | 20 | 0  | 1  | 0  | 0      | 1  | 18  |
| 23            | Dane Goodwin    | G   | 16:16 | 2-4   | 1-2  | 0-0 | 0        | 2  | 2   | 1     | 1  | 5  | 1  | 0  | 0  | 0      | 0  | 13  |
| 2             | Ven-Allen Lubin |     | 07:24 | 1-3   | 0-0  | 0-1 | 1        | 1  | 2   | 2     | 1  | 2  | 1  | 1  | 0  | 0      | 1  | 8   |
| Team          |                 |     |       |       |      |     | 1        | 1  | 2   |       |    | 0  |    | 0  |    |        |    |     |
| <b>Totals</b> |                 |     |       | 16-29 | 8-13 | 2-5 | 4        | 13 | 17  | 5     | 7  | 42 | 8  | 4  | 2  | 0      | 2  | 18  |

| Shooting By Period |       |       |
|--------------------|-------|-------|
| 1st FG%            | 16-29 | 55.2% |
| 3PT%               | 8-13  | 61.5% |
| FT%                | 2-5   | 40%   |
| GM FG%             | 16-29 | 55.2% |
| 3PT%               | 8-13  | 61.5% |
| FT%                | 2-5   | 40.0% |

Dead Ball Rebounds: 0, 1

Technical Fouls::NONE

|                  | MSU                       | ND                        |
|------------------|---------------------------|---------------------------|
| Biggest lead     | 2 (1 <sup>st</sup> 18:15) | 23 (1 <sup>st</sup> 4:33) |
| Best Scoring Run | 6(1 <sup>st</sup> 0:36)   | 10(1 <sup>st</sup> 13:23) |
| Lead Changes     | 1                         |                           |
| Times Tied       | 1                         |                           |
| Time with Lead   | 00:07                     | 16:44                     |

| Points from   | MSU | ND |
|---------------|-----|----|
| Turnovers     | 4   | 7  |
| Paint         | 8   | 14 |
| Second Chance | 4   | 0  |
| Fast Breaks   | 2   | 5  |
| Bench         | 0   | 2  |

|     | Period by Period Scoring |     |     |
|-----|--------------------------|-----|-----|
|     | 1st                      | 2nd | TOT |
| MSU | 24                       | 28  | 52  |
| ND  | 42                       | 28  | 70  |



**Period 2**

**Quarter Starters:**

|            |              |             |              |                |              |
|------------|--------------|-------------|--------------|----------------|--------------|
| <b>ND</b>  | 1 Starling J | 3 Wertz T   | 5 Ryan C     | 14 Laszewski N | 23 Goodwin D |
| <b>MSU</b> | 2 Walker T   | 10 Hauser J | 11 Hoggard A | 22 Sissoko M   | 43 Whitens J |

| Game Time | ND   | Score        | Diff      | MSU  |
|-----------|--|--------------|-----------|--|
| 20:00     |  |              |           | 1 BROOKS P substitution out  |
| 20:00     |  |              |           | 11 HOGGARD A substitution in   |
| 19:31     | 14 LASZEWSKI N 3pt FG , jump shot missed                         |              |           |  |
| 19:28     |  |              |           | 2 WALKER T defensive rebound (2)   |
| 19:21     | 14 LASZEWSKI N foul personal (2 - 1)                             |              |           | 22 SISSOKO M foul drawn (1)  |
| 19:01     |  |              |           | 2 WALKER T 2pt FG in the paint, layup missed                               |
| 18:59     | 23 GOODWIN D defensive rebound (3)                               |              |           |  |
| 18:52     | 1 STARLING J 2pt FG in the paint, driving layup made (7)         | <b>44-24</b> | <b>20</b> |  |
| 18:52     | 1 STARLING J foul drawn (2)                                      |              |           | 22 SISSOKO M foul shooting (2 - 1)   |
| 18:52     |  |              |           | 2 WALKER T substitution out  |
| 18:52     |  |              |           | 14 SMITH D substitution in   |
| 18:52     | 1 STARLING J free throw 1 - 1 made (8)                           | <b>45-24</b> | <b>21</b> |  |
| 18:33     |  | <b>45-26</b> | <b>19</b> | 11 HOGGARD A 2pt FG in the paint, pull up jump shot made (9)               |
| 18:15     | 1 STARLING J 3pt FG , jump shot missed                           |              |           |  |
| 18:11     |  |              |           | 10 HAUSER J defensive rebound (5)  |
| 18:03     | 3 WERTZ T foul shooting (1 - 2)                                  |              |           | 11 HOGGARD A foul drawn (2)  |
| 18:03     |  | <b>45-27</b> | <b>18</b> | 11 HOGGARD A free throw 1 - 2 made (10)                                    |
| 18:03     |  |              |           | 14 SMITH D substitution out  |
| 18:03     |  |              |           | 2 WALKER T substitution in   |
| 18:03     |  | <b>45-28</b> | <b>17</b> | 11 HOGGARD A free throw 2 - 2 made (11)                                    |
| 17:38     | 1 STARLING J 2pt FG in the paint, turnaround jump shot made (10) | <b>47-28</b> | <b>19</b> |  |
| 17:18     |  | <b>47-30</b> | <b>17</b> | 11 HOGGARD A 2pt FG in the paint, layup made (13)                          |
| 17:04     | 3 WERTZ T turnover travel (3)                                    |              |           |  |
| 16:52     | 5 RYAN C foul personal (1 - 3)                                   |              |           | 11 HOGGARD A foul drawn (3)  |
| 16:47     |  |              |           | 10 HAUSER J 2pt FG from turnover in the paint, turnaround jump shot missed |
| 16:44     | 14 LASZEWSKI N defensive rebound (6)                             |              |           |  |
| 16:15     | 3 WERTZ T 2pt FG in the paint, layup missed                      |              |           |  |
| 16:12     |  |              |           | 11 HOGGARD A defensive rebound (1)   |
| 16:07     |  | <b>47-32</b> | <b>15</b> | 2 WALKER T 2pt FG in the paint, driving layup made (9)                     |
| 16:07     |  |              |           | 11 HOGGARD A assist (1)  |
| 15:50     | 1 STARLING J 3pt FG , jump shot missed                           |              |           |  |
| 15:47     |  |              |           | 11 HOGGARD A defensive rebound (2)   |
| 15:44     | 3 WERTZ T foul personal (2 - 4)                                  |              |           | 11 HOGGARD A foul drawn (4)  |
| 15:44     | Timeout media  |              |           |  |
| 15:44     | 3 WERTZ T substitution out                                       |              |           |  |
| 15:44     | 2 LUBIN V substitution in  |              |           |  |
| 15:44     |  |              |           | 22 SISSOKO M substitution out  |
| 15:44     |  |              |           | 43 WHITENS J substitution out  |
| 15:44     |  |              |           | 0 KOHLER J substitution in   |
| 15:44     |  |              |           | 1 BROOKS P substitution in   |
| 15:42     |  |              |           | 11 HOGGARD A turnover out of bounds (3)                                    |
| 15:17     | 1 STARLING J 3pt FG from turnover, jump shot missed              |              |           |  |





Official Basketball Play by Play - Second Half  
**Michigan St. at Notre Dame**  
 11/30/22 Purcell Pavilion at the Joyce Center, Notre Dame  
 2022-23 Men's Basketball

**Game Time:** 9:15 PM  
**Game Duration:** 1:46  
**Attendance:** 7,854

**Officials:** Ted Valentine, Lee Cassell, Tony Henderson

| Game Time | ND  | Score        | Diff      | MSU  |
|-----------|---|--------------|-----------|--|
| 15:14     |   |              |           | 1 BROOKS P defensive rebound (2)                               |
| 15:09     | 23 GOODWIN D foul personal (2 - 5)                                  |              |           | 1 BROOKS P foul drawn (2)                                      |
| 15:09     | 1 STARLING J substitution out                                       |              |           |  |
| 15:09     | 3 WERTZ T substitution in   |              |           |  |
| 14:58     |   |              |           | 10 HAUSER J 2pt FG in the paint, jump shot missed              |
| 14:55     | 14 LASZEWSKI N defensive rebound (7)                                |              |           |  |
| 14:39     | 14 LASZEWSKI N 3pt FG , jump shot missed                            |              |           |  |
| 14:36     |   |              |           | 0 KOHLER J defensive rebound (1)                               |
| 14:28     |   |              |           | 11 HOGGARD A 2pt FG in the paint, hook shot missed             |
| 14:25     | 2 LUBIN V defensive rebound (3)                                     |              |           |  |
| 14:05     | 14 LASZEWSKI N foul drawn (3)                                       |              |           | 11 HOGGARD A foul personal (3 - 2)                             |
| 14:05     |   |              |           | 11 HOGGARD A substitution out                                  |
| 14:05     |   |              |           | 5 HOLLOMAN T substitution in                                   |
| 13:59     | 5 RYAN C 3pt FG , jump shot made (23)                               | <b>50-32</b> | <b>18</b> |  |
| 13:59     | 3 WERTZ T assist (4)  |              |           |  |
| 13:30     |   | <b>50-34</b> | <b>16</b> | 0 KOHLER J 2pt FG in the paint, layup made (2)                 |
| 13:30     |   |              |           | 2 WALKER T assist (2)  |
| 13:02     | 2 LUBIN V 2pt FG in the paint, layup made (4)                       | <b>52-34</b> | <b>18</b> |  |
| 13:02     | 14 LASZEWSKI N assist (2)   |              |           |  |
| 12:42     |   | <b>52-36</b> | <b>16</b> | 10 HAUSER J 2pt FG in the paint, driving layup made (10)       |
| 12:20     | 23 GOODWIN D 2pt FG outside the paint, jump shot missed             |              |           |  |
| 12:17     |   |              |           | 10 HAUSER J defensive rebound (6)                              |
| 12:05     |   |              |           | 5 HOLLOMAN T 2pt FG outside the paint, jump shot missed        |
| 12:02     | 2 LUBIN V defensive rebound (4)                                     |              |           |  |
| 11:46     | 23 GOODWIN D 2pt FG outside the paint, step back jump shot made (7) | <b>54-36</b> | <b>18</b> |  |
| 11:45     | Timeout 30 Sec  |              |           |  |
| 11:45     |   |              |           | 0 KOHLER J substitution out                                    |
| 11:45     |   |              |           | 5 HOLLOMAN T substitution out                                  |
| 11:45     |   |              |           | 10 HAUSER J substitution out                                   |
| 11:45     |   |              |           | 11 HOGGARD A substitution in                                   |
| 11:45     |   |              |           | 15 COOPER C substitution in                                    |
| 11:45     |   |              |           | 22 SISSOKO M substitution in                                   |
| 11:33     |   |              |           | 2 WALKER T 2pt FG outside the paint, jump shot missed          |
| 11:29     | 14 LASZEWSKI N defensive rebound (8)                                |              |           |  |
| 11:01     | 3 WERTZ T 3pt FG , jump shot missed                                 |              |           |  |
| 10:58     |   |              |           | 22 SISSOKO M defensive rebound (6)                             |
| 10:50     |   |              |           | 11 HOGGARD A 3pt FG , jump shot missed                         |
| 10:45     | 23 GOODWIN D defensive rebound (4)                                  |              |           |  |
| 10:19     | 2 LUBIN V 2pt FG outside the paint, jump shot missed                |              |           |  |
| 10:16     |   |              |           | 1 BROOKS P defensive rebound (3)                               |
| 10:01     |   | <b>54-38</b> | <b>16</b> | 15 COOPER C 2pt FG in the paint, layup made (2)                |
| 10:01     |   |              |           | 22 SISSOKO M assist (1)  |
| 09:48     | 5 RYAN C 2pt FG outside the paint, jump shot missed                 |              |           |  |
| 09:45     |   |              |           | 22 SISSOKO M defensive rebound (7)                             |
| 09:22     |   |              |           | 2 WALKER T 2pt FG in the paint, layup missed                   |
| 09:19     |   |              |           | 22 SISSOKO M offensive rebound (8)                             |
| 09:19     |   | <b>54-40</b> | <b>14</b> | 22 SISSOKO M 2pt FG second chance in the paint, layup made (4) |



Official Basketball Play by Play - Second Half  
**Michigan St. at Notre Dame**  
 11/30/22 Purcell Pavilion at the Joyce Center, Notre Dame  
 2022-23 Men's Basketball

**Game Time:** 9:15 PM  
**Game Duration:** 1:46  
**Attendance:** 7,854

**Officials:** Ted Valentine, Lee Cassell, Tony Henderson

| Game Time | ND   | Score        | Diff      | MSU   |
|-----------|--|--------------|-----------|---|
| 08:52     | 23 GOODWIN D 2pt FG outside the paint, turnaround jump shot made (9) | <b>56-40</b> | <b>16</b> |   |
| 08:27     |  |              |           | 11 HOGGARD A 2pt FG outside the paint, step back jump shot missed     |
| 08:25     |  |              |           | offensive dead ball rebound (2)                                       |
| 08:25     | 5 RYAN C foul personal (2 - 6)                                       |              |           | 15 COOPER C foul drawn (1)  |
| 08:24     | Timeout media  |              |           |   |
| 08:24     | 2 LUBIN V substitution out   |              |           |   |
| 08:24     | 1 STARLING J substitution in   |              |           |   |
| 08:24     |  |              |           | 1 BROOKS P substitution out   |
| 08:24     |  |              |           | 15 COOPER C substitution out  |
| 08:24     |  |              |           | 10 HAUSER J substitution in   |
| 08:24     |  |              |           | 43 WHITENS J substitution in  |
| 08:03     |  |              |           | 11 HOGGARD A 2pt FG second chance in the paint, driving layup blocked |
| 08:03     | 23 GOODWIN D block (1)   |              |           |   |
| 08:03     |  |              |           | offensive dead ball rebound (3)                                       |
| 08:03     |  |              |           | turnover shot clock (8)   |
| 07:40     | 14 LASZEWSKI N 3pt FG from turnover, jump shot made (7)              | <b>59-40</b> | <b>19</b> |   |
| 07:40     | 3 WERTZ T assist (5)   |              |           |   |
| 07:24     |  |              |           | 10 HAUSER J 2pt FG outside the paint, jump shot missed                |
| 07:21     | 1 STARLING J defensive rebound (3)                                   |              |           |   |
| 06:58     | 14 LASZEWSKI N 2pt FG in the paint, dunk, made (9)                   | <b>61-40</b> | <b>21</b> |   |
| 06:58     | 3 WERTZ T assist (6)   |              |           |   |
| 06:32     |  |              |           | 11 HOGGARD A 3pt FG , jump shot missed                                |
| 06:29     | 1 STARLING J defensive rebound (4)                                   |              |           |   |
| 06:03     | 3 WERTZ T foul drawn (1)   |              |           | 11 HOGGARD A foul shooting (4 - 3)                                    |
| 06:03     | Timeout media  |              |           |   |
| 06:03     |  |              |           | 22 SISSOKO M substitution out   |
| 06:03     |  |              |           | 43 WHITENS J substitution out   |
| 06:03     |  |              |           | 1 BROOKS P substitution in  |
| 06:03     |  |              |           | 5 HOLLOMAN T substitution in  |
| 06:03     | 3 WERTZ T free throw 1 - 2 made (7)                                  | <b>62-40</b> | <b>22</b> |   |
| 06:03     | 3 WERTZ T free throw 2 - 2 made (8)                                  | <b>63-40</b> | <b>23</b> |   |
| 05:52     | 5 RYAN C foul shooting (3 - 7)                                       |              |           | 11 HOGGARD A foul drawn (5)   |
| 05:51     |  | <b>63-41</b> | <b>22</b> | 11 HOGGARD A free throw 1 - 2 made (14)                               |
| 05:51     |  | <b>63-42</b> | <b>21</b> | 11 HOGGARD A free throw 2 - 2 made (15)                               |
| 05:24     | 1 STARLING J 3pt FG , jump shot missed                               |              |           |   |
| 05:21     |  |              |           | 2 WALKER T defensive rebound (3)                                      |
| 05:12     |  |              |           | 11 HOGGARD A 2pt FG in the paint, layup missed                        |
| 05:08     | 5 RYAN C defensive rebound (2)                                       |              |           |   |
| 04:46     | 23 GOODWIN D 3pt FG , jump shot missed                               |              |           |   |
| 04:42     |  |              |           | 2 WALKER T defensive rebound (4)                                      |
| 04:30     |  | <b>63-45</b> | <b>18</b> | 2 WALKER T 3pt FG , jump shot made (12)                               |
| 04:30     |  |              |           | 11 HOGGARD A assist (2)   |
| 04:26     |  |              |           | Timeout 30 Sec  |
| 03:55     | 1 STARLING J 2pt FG in the paint, driving layup made (12)            | <b>65-45</b> | <b>20</b> |   |
| 03:45     |  |              |           | 2 WALKER T 2pt FG in the paint, layup missed                          |
| 03:42     | 5 RYAN C defensive rebound (3)                                       |              |           |   |
| 03:21     | 23 GOODWIN D foul drawn (2)  |              |           | 5 HOLLOMAN T foul personal (1 - 4)                                    |



Official Basketball Play by Play - Second Half  
**Michigan St. at Notre Dame**  
 11/30/22 Purcell Pavilion at the Joyce Center, Notre Dame  
 2022-23 Men's Basketball

**Game Time:** 9:15 PM  
**Game Duration:** 1:46  
**Attendance:** 7,854

**Officials:** Ted Valentine, Lee Cassell, Tony Henderson

| Game Time           | ND   | Score        | Diff      | MSU   |
|---------------------|--|--------------|-----------|---|
| 03:02               | 1 STARLING J 2pt FG in the paint, turnaround jump shot made (14) | <b>67-45</b> | <b>22</b> |   |
| 02:52               |  |              |           | 2 WALKER T 2pt FG in the paint, layup blocked                             |
| 02:52               | 1 STARLING J block (1)   |              |           |   |
| 02:47               | 3 WERTZ T defensive rebound (4)                                  |              |           |   |
| 02:22               | 14 LASZEWSKI N foul drawn (4)                                    |              |           | 2 WALKER T foul personal (2 - 5)  |
| 02:22               |  |              |           | 2 WALKER T substitution out   |
| 02:22               |  |              |           | 14 SMITH D substitution in  |
| 02:20               | 1 STARLING J 3pt FG , jump shot missed                           |              |           |   |
| 02:17               |  |              |           | 10 HAUSER J defensive rebound (7)   |
| 02:09               |  | <b>67-47</b> | <b>20</b> | 10 HAUSER J 2pt FG in the paint, driving layup made (12)                  |
| 01:46               | 5 RYAN C 3pt FG , jump shot missed                               |              |           |   |
| 01:43               |  |              |           | 11 HOGGARD A defensive rebound (3)  |
| 01:36               |  |              |           | 1 BROOKS P 3pt FG , jump shot blocked                                     |
| 01:36               | 1 STARLING J block (2)   |              |           |   |
| 01:32               | 23 GOODWIN D defensive rebound (5)                               |              |           |   |
| 01:08               | 23 GOODWIN D 3pt FG , jump shot made (12)                        | <b>70-47</b> | <b>23</b> |   |
| 01:08               | 3 WERTZ T assist (7)   |              |           |   |
| 00:55               |  | <b>70-50</b> | <b>20</b> | 1 BROOKS P 3pt FG , jump shot made (3)                                    |
| 00:55               |  |              |           | 5 HOLLOMAN T assist (1)   |
| 00:31               | 5 RYAN C turnover bad pass (2)                                   |              |           | 10 HAUSER J steal (1)   |
| 00:28               |  | <b>70-52</b> | <b>18</b> | 5 HOLLOMAN T 2pt FG fast break from turnover in the paint, dunk, made (2) |
| 00:28               |  |              |           | 11 HOGGARD A assist (3)   |
| <b>END OF GAME</b>  |  |              |           |   |
| <b>ND 70-52 MSU</b> |  |              |           |   |



Officials: Ted Valentine, Lee Cassell, Tony Henderson

Michigan St. - 28

| NO.           | Name          | F | Min   | FG    |     |     | Rebounds |    |     | Fouls |    | TP | AS | TO | ST | Blocks |    | +/- |
|---------------|---------------|---|-------|-------|-----|-----|----------|----|-----|-------|----|----|----|----|----|--------|----|-----|
|               |               |   |       | M-A   | M-A | M-A | OR       | DR | TOT | PF    | FD |    |    |    |    | BS     | BA |     |
| 10            | Joey Hauser   | F | 16:39 | 2-5   | 0-0 | 0-0 | 0        | 3  | 3   | 0     | 0  | 4  | 0  | 0  | 1  | 0      | 0  | -2  |
| 22            | Mady Sissoko  | C | 09:58 | 1-1   | 0-0 | 0-0 | 1        | 2  | 3   | 1     | 1  | 2  | 1  | 0  | 0  | 0      | 0  | 0   |
| 1             | Pierre Brooks | G | 13:23 | 1-2   | 1-2 | 0-0 | 0        | 2  | 2   | 0     | 1  | 3  | 0  | 0  | 0  | 0      | 1  | 2   |
| 2             | Tyson Walker  | G | 16:49 | 2-7   | 1-1 | 0-0 | 0        | 3  | 3   | 1     | 0  | 5  | 1  | 0  | 0  | 0      | 1  | -6  |
| 11            | A.J. Hoggard  | G | 17:40 | 2-8   | 0-2 | 4-4 | 0        | 3  | 3   | 2     | 4  | 8  | 3  | 1  | 0  | 0      | 1  | 3   |
| 14            | Davis Smith   |   | 03:11 | 0-0   | 0-0 | 0-0 | 0        | 0  | 0   | 0     | 0  | 0  | 0  | 0  | 0  | 0      | 0  | 6   |
| 0             | Jaxon Kohler  |   | 03:59 | 1-1   | 0-0 | 0-0 | 0        | 1  | 1   | 0     | 0  | 2  | 0  | 0  | 0  | 0      | 0  | -3  |
| 5             | Tre Holloman  |   | 08:23 | 1-2   | 0-0 | 0-0 | 0        | 0  | 0   | 1     | 0  | 2  | 1  | 0  | 0  | 0      | 0  | 0   |
| 15            | Carson Cooper |   | 03:21 | 1-1   | 0-0 | 0-0 | 0        | 0  | 0   | 0     | 1  | 2  | 0  | 0  | 0  | 0      | 0  | 2   |
| 43            | Jason Whitens |   | 06:37 | 0-0   | 0-0 | 0-0 | 0        | 0  | 0   | 0     | 0  | 0  | 0  | 0  | 0  | 0      | 0  | -2  |
| Team          |               |   |       |       |     |     | 0        | 0  | 0   |       |    | 0  |    | 1  |    |        |    |     |
| <b>Totals</b> |               |   |       | 11-27 | 2-5 | 4-4 | 1        | 14 | 15  | 5     | 7  | 28 | 6  | 2  | 1  | 0      | 3  | 0   |

| Shooting By Period  |       |        |
|---------------------|-------|--------|
| 2 <sup>nd</sup> FG% | 11-27 | 40.7%  |
| 3PT%                | 2-5   | 40.0%  |
| FT%                 | 4-4   | 100%   |
| GM FG%              | 11-27 | 40.7%  |
| 3PT%                | 2-5   | 40.0%  |
| FT%                 | 4-4   | 100.0% |

Dead Ball Rebounds: 2, 0

Technical Fouls::NONE

Notre Dame - 28

| NO.           | Name            | F | Min   | FG    |      |     | Rebounds |    |     | Fouls |    | TP | AS | TO | ST | Blocks |    | +/- |
|---------------|-----------------|---|-------|-------|------|-----|----------|----|-----|-------|----|----|----|----|----|--------|----|-----|
|               |                 |   |       | M-A   | M-A  | M-A | OR       | DR | TOT | PF    | FD |    |    |    |    | BS     | BA |     |
| 14            | Nate Laszewski  | F | 20:00 | 2-4   | 1-3  | 0-0 | 0        | 3  | 3   | 1     | 2  | 5  | 1  | 0  | 0  | 0      | 0  | 0   |
| 1             | JJ Starling     | G | 13:15 | 4-9   | 0-5  | 1-1 | 0        | 2  | 2   | 0     | 1  | 9  | 0  | 0  | 0  | 2      | 0  | -1  |
| 3             | Trey Wertz      | G | 19:25 | 0-2   | 0-1  | 2-2 | 0        | 1  | 1   | 2     | 1  | 2  | 4  | 1  | 0  | 0      | 0  | 0   |
| 5             | Cormac Ryan     | G | 20:00 | 1-3   | 1-2  | 0-0 | 0        | 2  | 2   | 3     | 0  | 3  | 0  | 1  | 0  | 0      | 0  | 0   |
| 23            | Dane Goodwin    | G | 20:00 | 3-5   | 1-2  | 0-0 | 0        | 3  | 3   | 1     | 1  | 7  | 0  | 0  | 0  | 1      | 0  | 0   |
| 2             | Ven-Allen Lubin |   | 07:20 | 1-2   | 0-0  | 0-0 | 0        | 2  | 2   | 0     | 0  | 2  | 0  | 0  | 0  | 0      | 0  | 1   |
| Team          |                 |   |       |       |      |     | 0        | 0  | 0   |       |    | 0  |    | 0  |    |        |    |     |
| <b>Totals</b> |                 |   |       | 11-25 | 3-13 | 3-3 | 0        | 13 | 13  | 7     | 5  | 28 | 5  | 2  | 0  | 3      | 0  | 0   |

| Shooting By Period  |       |        |
|---------------------|-------|--------|
| 2 <sup>nd</sup> FG% | 11-25 | 44.0%  |
| 3PT%                | 3-13  | 23.1%  |
| FT%                 | 3-3   | 100%   |
| GM FG%              | 11-25 | 44.0%  |
| 3PT%                | 3-13  | 23.1%  |
| FT%                 | 3-3   | 100.0% |

Dead Ball Rebounds: 0, 0

Technical Fouls::NONE

|                  | MSU                       | ND                        |
|------------------|---------------------------|---------------------------|
| Biggest lead     | 0 (1 <sup>st</sup> 20:00) | 23 (2 <sup>nd</sup> 6:03) |
| Best Scoring Run | 5(2 <sup>nd</sup> 4:30)   | 9(2 <sup>nd</sup> 6:03)   |
| Lead Changes     | 0                         |                           |
| Times Tied       | 0                         |                           |
| Time with Lead   | 00:00                     | 19:31                     |

| Points from   | MSU | ND |
|---------------|-----|----|
| Turnovers     | 2   | 3  |
| Paint         | 18  | 12 |
| Second Chance | 2   | 0  |
| Fast Breaks   | 2   | 0  |
| Bench         | 6   | 2  |

|     | Period by Period Scoring |     |     |
|-----|--------------------------|-----|-----|
|     | 1st                      | 2nd | TOT |
| MSU | 24                       | 28  | 52  |
| ND  | 42                       | 28  | 70  |

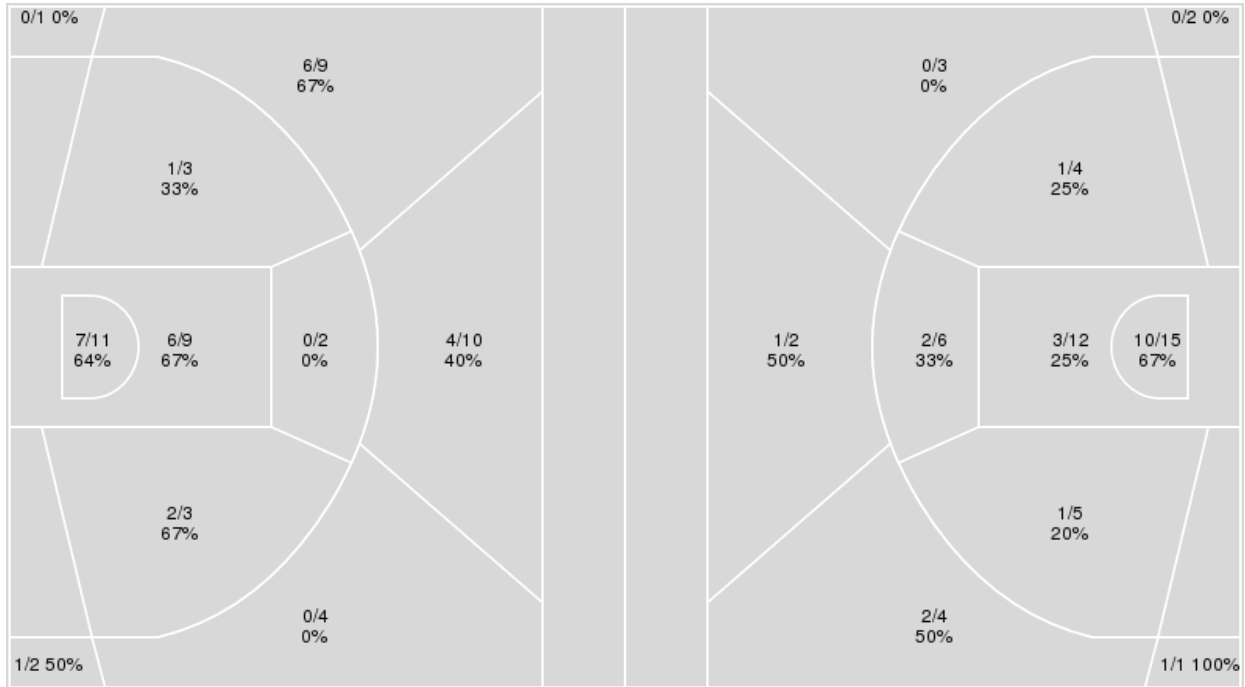


**Officials:** Ted Valentine, Lee Cassell, Tony Henderson

{ Players => 1, 2, 3, 4, 5, 10, 12, 13, 14, 20, 23, 24, 25; } FG Types => All; Results => All;  
 All; Results => All;

**Notre Dame**

**Michigan St.**



| Notre Dame  | M/A   | %  |
|-------------|-------|----|
| Field Goals | 27/54 | 50 |
| 2 Points    | 16/28 | 57 |
| 3 Points    | 11/26 | 42 |
| Free Throws | 5/8   | 62 |

| Michigan St. | M/A   | %   |
|--------------|-------|-----|
| Field Goals  | 21/54 | 39  |
| 2 Points     | 17/42 | 40  |
| 3 Points     | 4/12  | 33  |
| Free Throws  | 6/6   | 100 |



**Michigan St. at Notre Dame**

11/30/22 Purcell Pavilion at the Joyce Center, Notre Dame  
2022-23 Men's Basketball

Game Time: 9:15 PM  
Game Duration: 1:46  
Attendance: 7,854

Officials: Ted Valentine, Lee Cassell, Tony Henderson

**Michigan St.**

| No | Name          | Mins  |       | Score   |         | Points Diff |     | Points per Min |      | Assists |     | Rebounds |     | Steals |     | Turnovers |     |
|----|---------------|-------|-------|---------|---------|-------------|-----|----------------|------|---------|-----|----------|-----|--------|-----|-----------|-----|
|    |               | On    | Off   | On      | Off     | On          | Off | On             | Off  | On      | Off | On       | Off | On     | Off | On        | Off |
| 0  | Jaxon Kohler  | 07:18 | 32:42 | 4 - 9   | 48 - 61 | -5          | -13 | 0.55           | 1.47 | 1       | 7   | 7        | 22  | 0      | 4   | 2         | 6   |
| 1  | Pierre Brooks | 28:49 | 11:11 | 39 - 51 | 13 - 19 | -12         | -6  | 1.35           | 1.16 | 7       | 1   | 21       | 8   | 3      | 1   | 6         | 2   |
| 2  | Tyson Walker  | 36:32 | 03:28 | 42 - 63 | 10 - 7  | -21         | 3   | 1.15           | 2.88 | 6       | 2   | 26       | 3   | 3      | 1   | 7         | 1   |
| 5  | Tre Holloman  | 11:21 | 28:39 | 22 - 28 | 30 - 42 | -6          | -12 | 1.94           | 1.05 | 4       | 4   | 6        | 23  | 1      | 3   | 1         | 7   |
| 10 | Joey Hauser   | 35:48 | 04:12 | 48 - 68 | 4 - 2   | -20         | 2   | 1.34           | 0.95 | 7       | 1   | 24       | 5   | 4      | 0   | 8         | 0   |
| 11 | A.J. Hoggard  | 32:18 | 07:42 | 36 - 52 | 16 - 18 | -16         | -2  | 1.11           | 2.08 | 6       | 2   | 24       | 5   | 2      | 2   | 8         | 0   |
| 14 | Davis Smith   | 03:11 | 36:49 | 10 - 4  | 42 - 66 | 6           | -24 | 3.14           | 1.14 | 2       | 6   | 3        | 26  | 1      | 3   | 0         | 8   |
| 15 | Carson Cooper | 08:31 | 31:29 | 13 - 21 | 39 - 49 | -8          | -10 | 1.53           | 1.24 | 2       | 6   | 6        | 23  | 0      | 4   | 1         | 7   |
| 22 | Mady Sissoko  | 22:20 | 17:40 | 27 - 33 | 25 - 37 | -6          | -12 | 1.21           | 1.42 | 3       | 5   | 17       | 12  | 3      | 1   | 5         | 3   |
| 43 | Jason Whitens | 13:52 | 26:08 | 19 - 21 | 33 - 49 | -2          | -16 | 1.37           | 1.26 | 2       | 6   | 11       | 18  | 3      | 1   | 2         | 6   |

**Notre Dame**

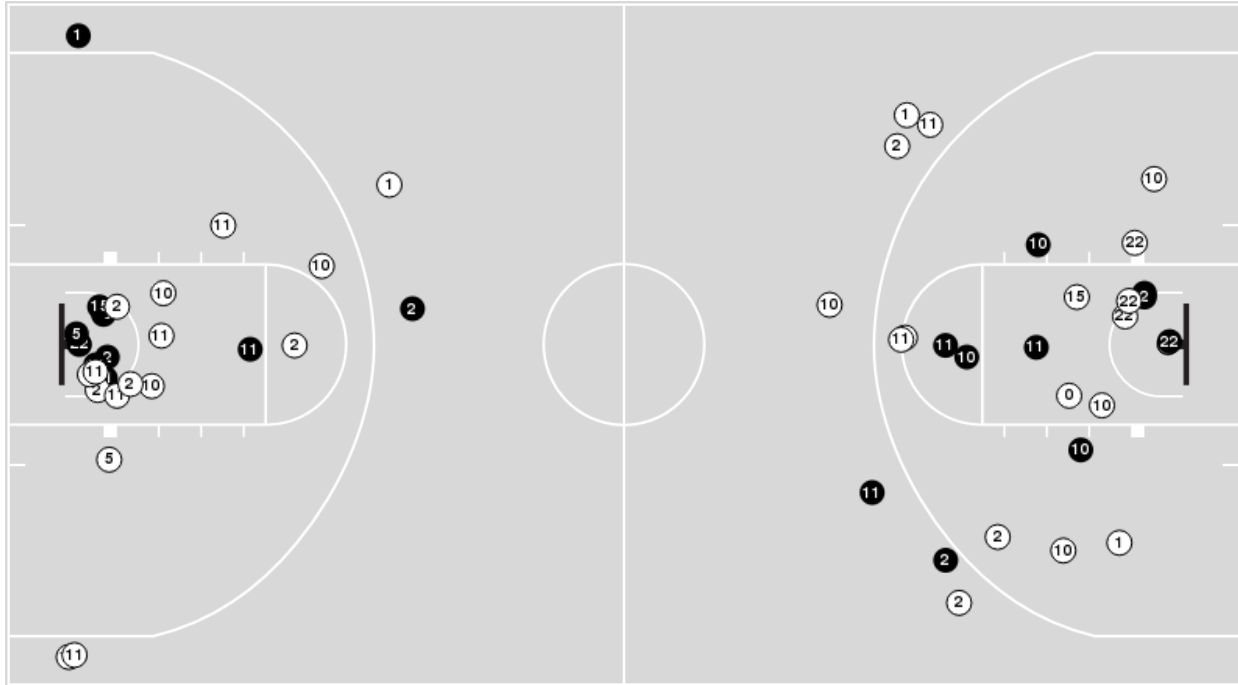
| No | Name            | Mins  |       | Score   |         | Points Diff |     | Points per Min |      | Assists |     | Rebounds |     | Steals |     | Turnovers |     |
|----|-----------------|-------|-------|---------|---------|-------------|-----|----------------|------|---------|-----|----------|-----|--------|-----|-----------|-----|
|    |                 | On    | Off   | On      | Off     | On          | Off | On             | Off  | On      | Off | On       | Off | On     | Off | On        | Off |
| 1  | JJ Starling     | 32:03 | 07:57 | 55 - 41 | 15 - 11 | 14          | 4   | 1.72           | 1.89 | 10      | 3   | 25       | 5   | 2      | 0   | 6         | 0   |
| 2  | Ven-Allen Lubin | 14:44 | 25:16 | 28 - 19 | 42 - 33 | 9           | 9   | 1.90           | 1.66 | 7       | 6   | 10       | 20  | 0      | 2   | 2         | 4   |
| 3  | Trey Wertz      | 38:26 | 01:34 | 70 - 52 | 0 - 0   | 18          | 0   | 1.82           | 0.00 | 13      | 0   | 29       | 1   | 2      | 0   | 6         | 0   |
| 5  | Cormac Ryan     | 40:00 | 00:00 | 70 - 52 | 0 - 0   | 18          | 0   | 1.75           | 0.00 | 13      | 0   | 30       | 0   | 2      | 0   | 6         | 0   |
| 14 | Nate Laszewski  | 38:31 | 01:29 | 67 - 49 | 3 - 3   | 18          | 0   | 1.74           | 2.02 | 12      | 1   | 29       | 1   | 2      | 0   | 6         | 0   |
| 23 | Dane Goodwin    | 36:16 | 03:44 | 60 - 47 | 10 - 5  | 13          | 5   | 1.65           | 2.68 | 10      | 3   | 27       | 3   | 2      | 0   | 4         | 2   |



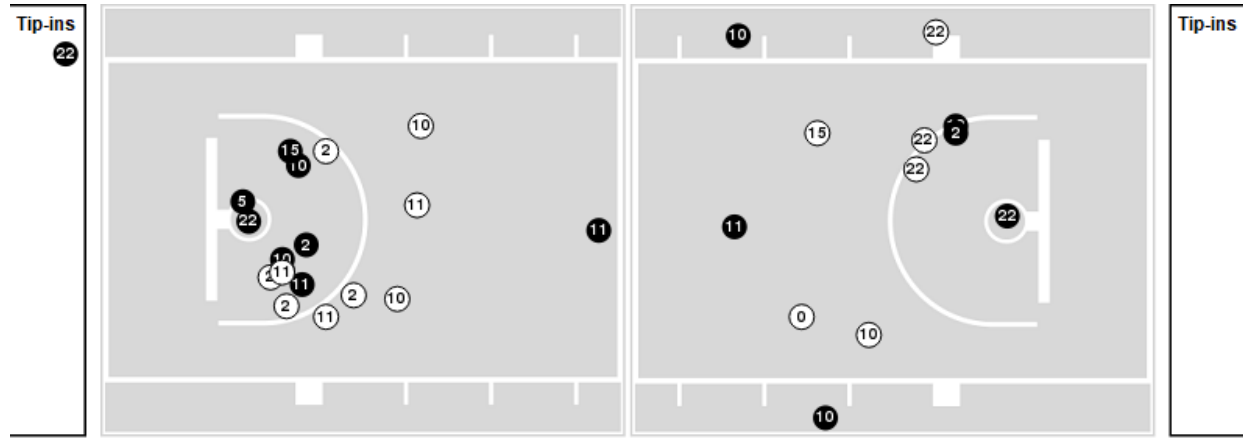
**Officials:** Ted Valentine, Lee Cassell, Tony Henderson

Players => AllFG Types=>AllResults=>All  
**Michigan St.**

**All Field Goals**



**Blow Up Chart**



● Made    ○ Missed    N - Player Number

| Michigan St. | M/A   | %   |
|--------------|-------|-----|
| Field Goals  | 21/54 | 39  |
| 2 Points     | 17/42 | 40  |
| 3 Points     | 4/12  | 33  |
| Free Throws  | 6/6   | 100 |

| Michigan St.         | M/A          | %   |
|----------------------|--------------|-----|
| Points in the Paint  | 26 (13 / 27) | 48  |
| Fast Break Points    | 4 (2/2)      | 100 |
| Second Chance Points | 6 (3/5)      | 60  |
| Effective FG%        | 43           |     |

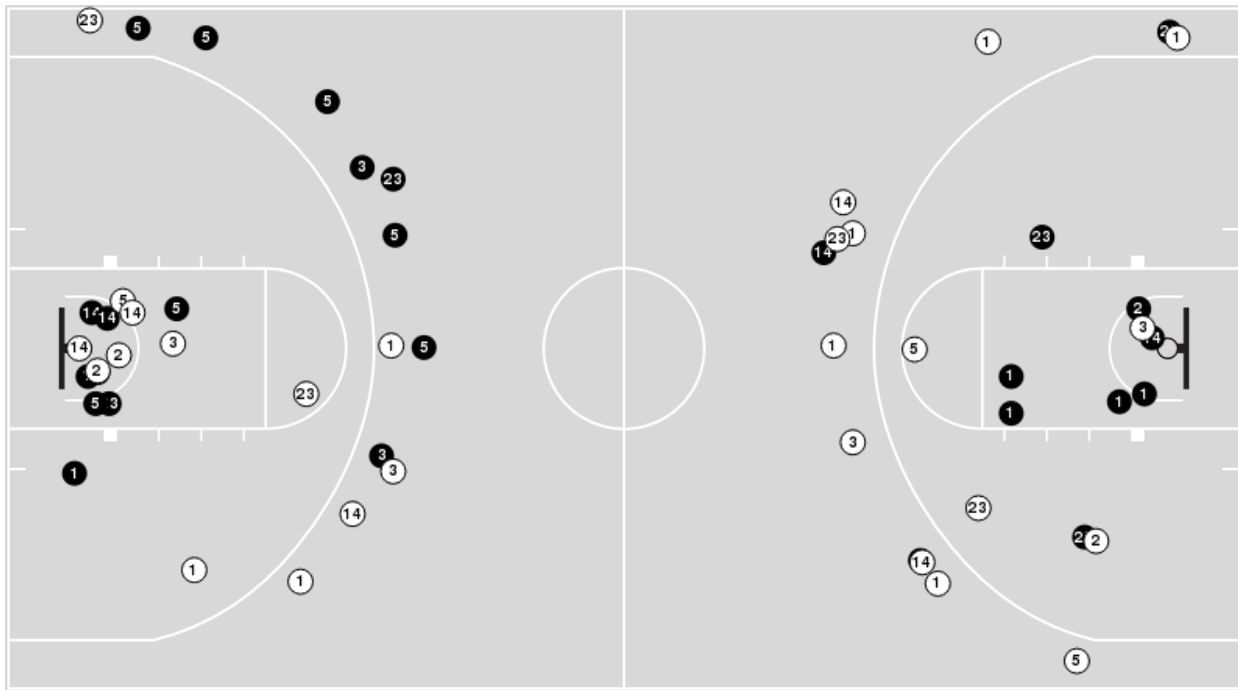


**Officials:** Ted Valentine, Lee Cassell, Tony Henderson

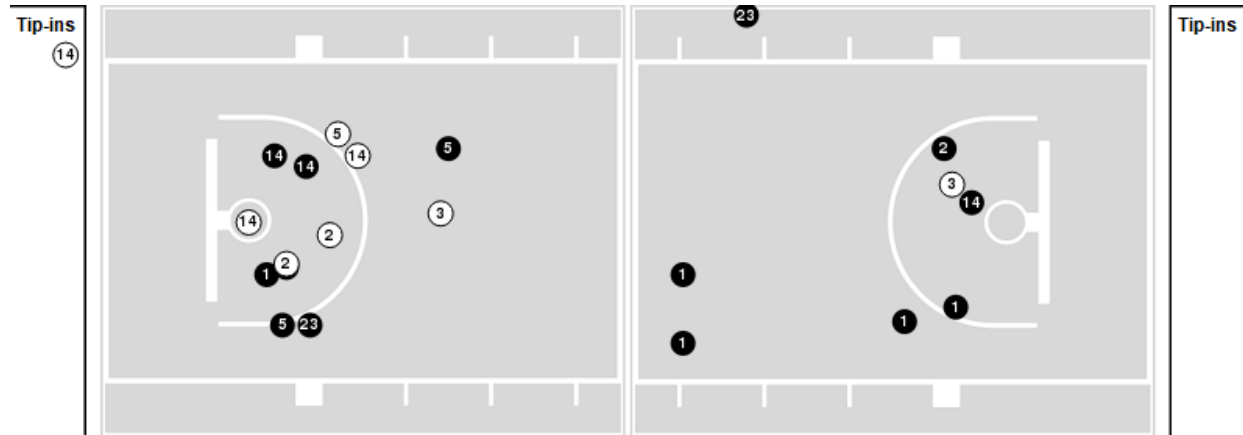
Players => 1, 2, 3, 4, 5, 10, 12, 13, 14, 20, 23, 24, 25FG Types=>AllResults=>All

**Notre Dame**

**All Field Goals**



**Blow Up Chart**



● Made ○ Missed N - Player Number

| Notre Dame  | M/A   | %  |
|-------------|-------|----|
| Field Goals | 27/54 | 50 |
| 2 Points    | 16/28 | 57 |
| 3 Points    | 11/26 | 42 |
| Free Throws | 5/8   | 62 |

| Notre Dame           | M/A          | %  |
|----------------------|--------------|----|
| Points in the Paint  | 26 (13 / 20) | 65 |
| Fast Break Points    | 5 (3/5)      | 60 |
| Second Chance Points | 0 (0/4)      | 0  |
| Effective FG%        | 60           |    |





Official Basketball Rotations Summary - Final  
**Michigan St. at Notre Dame**  
 11/30/22 Purcell Pavilion at the Joyce Center, Notre Dame  
 2022-23 Men's Basketball

**Game Time:** 9:15 PM  
**Game Duration:** 1:46  
**Attendance:** 7,854

**Officials:** Ted Valentine, Lee Cassell, Tony Henderson

**Michigan St.**

| Lineup  | Quarter On | Time On | Quarter Off | Time Off | Time on Court | Score | Score Diff | Reb | Stl | Tov | Ass | PPP    |
|---|------------|---------|-------------|----------|---------------|-------|------------|-----|-----|-----|-----|--------|
| 1- Brooks P/ 2- Walker T/ 10- Hauser J/ 11- Hoggard A/ 22- Sissoko M/   | 1          | 20:00   | 1           | 16:09    | 03:51         | 2-5   | -3         | 3   | 0   | 1   | 0   | 0.3333 |
| 0- Kohler J/ 2- Walker T/ 10- Hauser J/ 11- Hoggard A/ 43- Whitens J/   | 1          | 16:09   | 1           | 13:41    | 02:28         | 0-2   | -2         | 3   | 0   | 1   | 0   | 0.0000 |
| 2- Walker T/ 5- Holloman T/ 10- Hauser J/ 15- Cooper C/ 43- Whitens J/  | 1          | 13:41   | 1           | 12:29    | 01:12         | 3-6   | -3         | 0   | 0   | 0   | 0   | 2.0833 |
| 1- Brooks P/ 2- Walker T/ 5- Holloman T/ 10- Hauser J/ 15- Cooper C/    | 1          | 12:29   | 1           | 11:00    | 01:29         | 3-3   | 0          | 1   | 0   | 0   | 0   | 1.2295 |
| 1- Brooks P/ 5- Holloman T/ 10- Hauser J/ 11- Hoggard A/ 15- Cooper C/  | 1          | 11:00   | 1           | 10:43    | 00:17         | 0-3   | -3         | 0   | 0   | 1   | 0   | 0.0000 |
| 1- Brooks P/ 2- Walker T/ 10- Hauser J/ 11- Hoggard A/ 15- Cooper C/    | 1          | 10:43   | 1           | 08:31    | 02:12         | 3-7   | -4         | 1   | 0   | 0   | 1   | 1.0000 |
| 1- Brooks P/ 2- Walker T/ 10- Hauser J/ 11- Hoggard A/ 22- Sissoko M/   | 1          | 08:31   | 1           | 08:23    | 00:08         | 0-0   | 0          | 1   | 0   | 0   | 0   | 0.0000 |
| 0- Kohler J/ 1- Brooks P/ 2- Walker T/ 11- Hoggard A/ 22- Sissoko M/    | 1          | 08:23   | 1           | 07:32    | 00:51         | 0-0   | 0          | 1   | 0   | 0   | 0   | 0.0000 |
| 1- Brooks P/ 2- Walker T/ 10- Hauser J/ 11- Hoggard A/ 22- Sissoko M/   | 1          | 07:32   | 1           | 03:35    | 03:57         | 5-13  | -8         | 0   | 0   | 3   | 0   | 0.8333 |
| 2- Walker T/ 10- Hauser J/ 11- Hoggard A/ 22- Sissoko M/ 43- Whitens J/ | 1          | 03:35   | 1           | 02:41    | 00:54         | 2-1   | 1          | 1   | 1   | 0   | 0   | 1.0000 |
| 1- Brooks P/ 2- Walker T/ 10- Hauser J/ 22- Sissoko M/ 43- Whitens J/   | 1          | 02:41   | 2           | 20:00    | 02:41         | 6-2   | 4          | 3   | 2   | 0   | 1   | 1.2000 |
| 2- Walker T/ 10- Hauser J/ 11- Hoggard A/ 22- Sissoko M/ 43- Whitens J/ | 2          | 20:00   | 2           | 18:52    | 01:08         | 0-2   | -2         | 1   | 0   | 0   | 0   | 0.0000 |
| 10- Hauser J/ 11- Hoggard A/ 14- Smith D/ 22- Sissoko M/ 43- Whitens J/ | 2          | 18:52   | 2           | 18:03    | 00:49         | 3-1   | 2          | 1   | 0   | 0   | 0   | 2.0833 |
| 2- Walker T/ 10- Hauser J/ 11- Hoggard A/ 22- Sissoko M/ 43- Whitens J/ | 2          | 18:03   | 2           | 15:44    | 02:19         | 5-2   | 3          | 2   | 0   | 0   | 1   | 1.4535 |
| 0- Kohler J/ 1- Brooks P/ 2- Walker T/ 10- Hauser J/ 11- Hoggard A/     | 2          | 15:44   | 2           | 14:05    | 01:39         | 0-0   | 0          | 2   | 0   | 1   | 0   | 0.0000 |
| 0- Kohler J/ 1- Brooks P/ 2- Walker T/ 5- Holloman T/ 10- Hauser J/     | 2          | 14:05   | 2           | 11:45    | 02:20         | 4-7   | -3         | 1   | 0   | 0   | 1   | 1.3333 |
| 1- Brooks P/ 2- Walker T/ 11- Hoggard A/ 15- Cooper C/ 22- Sissoko M/   | 2          | 11:45   | 2           | 08:24    | 03:21         | 4-2   | 2          | 4   | 0   | 0   | 1   | 0.8000 |
| 2- Walker T/ 10- Hauser J/ 11- Hoggard A/ 22- Sissoko M/ 43- Whitens J/ | 2          | 08:24   | 2           | 06:03    | 02:21         | 0-5   | -5         | 0   | 0   | 1   | 0   | 0.0000 |
| 1- Brooks P/ 2- Walker T/ 5- Holloman T/ 10- Hauser J/ 11- Hoggard A/   | 2          | 06:03   | 2           | 02:22    | 03:41         | 5-6   | -1         | 2   | 0   | 0   | 1   | 1.0246 |
| 1- Brooks P/ 5- Holloman T/ 10- Hauser J/ 11- Hoggard A/ 14- Smith D/   | 2          | 02:22   | 2           | 00:00    | 02:22         | 7-3   | 4          | 2   | 1   | 0   | 2   | 1.7500 |



Official Basketball Rotations Summary - Final  
**Michigan St. at Notre Dame**  
 11/30/22 Purcell Pavilion at the Joyce Center, Notre Dame  
 2022-23 Men's Basketball

**Game Time:** 9:15 PM  
**Game Duration:** 1:46  
**Attendance:** 7,854

**Officials:** Ted Valentine, Lee Cassell, Tony Henderson

**Notre Dame**

| Lineup  | Quarter On | Time On | Quarter Off | Time Off | Time on Court | Score | Score Diff | Reb | Stl | Tov | Ass | PPP    |
|---|------------|---------|-------------|----------|---------------|-------|------------|-----|-----|-----|-----|--------|
| 1- Starling J/ 3- Wertz T/ 5- Ryan C/ 14- Laszewski N/ 23- Goodwin D/ | 1          | 20:00   | 1           | 13:41    | 06:19         | 7-2   | 5          | 9   | 1   | 0   | 1   | 0.7883 |
| 2- Lubin V/ 3- Wertz T/ 5- Ryan C/ 14- Laszewski N/ 23- Goodwin D/    | 1          | 13:41   | 1           | 12:29    | 01:12         | 6-3   | 3          | 0   | 0   | 0   | 1   | 3.0000 |
| 1- Starling J/ 2- Lubin V/ 3- Wertz T/ 5- Ryan C/ 23- Goodwin D/      | 1          | 12:29   | 1           | 11:00    | 01:29         | 3-3   | 0          | 1   | 0   | 0   | 1   | 1.5000 |
| 1- Starling J/ 2- Lubin V/ 3- Wertz T/ 5- Ryan C/ 14- Laszewski N/    | 1          | 11:00   | 1           | 08:31    | 02:29         | 10-3  | 7          | 2   | 0   | 0   | 3   | 2.0000 |
| 1- Starling J/ 2- Lubin V/ 5- Ryan C/ 14- Laszewski N/ 23- Goodwin D/ | 1          | 08:31   | 1           | 07:32    | 00:59         | 0-0   | 0          | 1   | 0   | 0   | 0   | 0.0000 |
| 1- Starling J/ 3- Wertz T/ 5- Ryan C/ 14- Laszewski N/ 23- Goodwin D/ | 1          | 07:32   | 1           | 02:41    | 04:51         | 14-7  | 7          | 3   | 1   | 1   | 2   | 1.8817 |
| 1- Starling J/ 2- Lubin V/ 3- Wertz T/ 5- Ryan C/ 14- Laszewski N/    | 1          | 02:41   | 1           | 01:26    | 01:15         | 0-2   | -2         | 1   | 0   | 2   | 0   | 0.0000 |
| 1- Starling J/ 3- Wertz T/ 5- Ryan C/ 14- Laszewski N/ 23- Goodwin D/ | 1          | 01:26   | 2           | 15:44    | 05:42         | 7-12  | -5         | 2   | 0   | 2   | 0   | 0.7415 |
| 1- Starling J/ 2- Lubin V/ 5- Ryan C/ 14- Laszewski N/ 23- Goodwin D/ | 2          | 15:44   | 2           | 15:09    | 00:35         | 0-0   | 0          | 0   | 0   | 0   | 0   | 0.0000 |
| 2- Lubin V/ 3- Wertz T/ 5- Ryan C/ 14- Laszewski N/ 23- Goodwin D/    | 2          | 15:09   | 2           | 08:24    | 06:45         | 9-8   | 1          | 5   | 0   | 0   | 2   | 1.0000 |
| 1- Starling J/ 3- Wertz T/ 5- Ryan C/ 14- Laszewski N/ 23- Goodwin D/ | 2          | 08:24   | 2           | 00:00    | 08:24         | 14-12 | 2          | 6   | 0   | 1   | 3   | 1.2868 |



Official Basketball Line Up Analysis - Final  
**Michigan St. at Notre Dame**  
 11/30/22 Purcell Pavilion at the Joyce Center, Notre Dame  
 2022-23 Men's Basketball

**Game Time:** 9:15 PM  
**Game Duration:** 1:46  
**Attendance:** 7,854

**Officials:** Ted Valentine, Lee Cassell, Tony Henderson

**Michigan St.**

| Lineup  | Time  | Score | Score Diff | Pts/Min | Reb | Stl | Tov | Ass | PPP    |
|---|-------|-------|------------|---------|-----|-----|-----|-----|--------|
| 1- Brooks P/ 2- Walker T/ 10- Hauser J/ 11- Hoggard A/ 22- Sissoko M/   | 07:56 | 7-18  | -11        | 0.8824  | 4   | 0   | 4   | 0   | 0.5833 |
| 2- Walker T/ 10- Hauser J/ 11- Hoggard A/ 22- Sissoko M/ 43- Whitens J/ | 06:42 | 7-10  | -3         | 1.0448  | 4   | 1   | 1   | 1   | 0.6705 |
| 1- Brooks P/ 2- Walker T/ 5- Holloman T/ 10- Hauser J/ 11- Hoggard A/   | 03:41 | 5-6   | -1         | 1.3575  | 2   | 0   | 0   | 1   | 1.0246 |
| 1- Brooks P/ 2- Walker T/ 11- Hoggard A/ 15- Cooper C/ 22- Sissoko M/   | 03:21 | 4-2   | 2          | 1.1940  | 4   | 0   | 0   | 1   | 0.8000 |
| 1- Brooks P/ 2- Walker T/ 10- Hauser J/ 22- Sissoko M/ 43- Whitens J/   | 02:41 | 6-2   | 4          | 2.2360  | 3   | 2   | 0   | 1   | 1.2000 |
| 0- Kohler J/ 2- Walker T/ 10- Hauser J/ 11- Hoggard A/ 43- Whitens J/   | 02:28 | 0-2   | -2         | 0.0000  | 3   | 0   | 1   | 0   | 0.0000 |
| 1- Brooks P/ 5- Holloman T/ 10- Hauser J/ 11- Hoggard A/ 14- Smith D/   | 02:22 | 7-3   | 4          | 2.9577  | 2   | 1   | 0   | 2   | 1.7500 |
| 0- Kohler J/ 1- Brooks P/ 2- Walker T/ 5- Holloman T/ 10- Hauser J/     | 02:20 | 4-7   | -3         | 1.7143  | 1   | 0   | 0   | 1   | 1.3333 |
| 1- Brooks P/ 2- Walker T/ 10- Hauser J/ 11- Hoggard A/ 15- Cooper C/    | 02:12 | 3-7   | -4         | 1.3636  | 1   | 0   | 0   | 1   | 1.0000 |
| 0- Kohler J/ 1- Brooks P/ 2- Walker T/ 10- Hauser J/ 11- Hoggard A/     | 01:39 | 0-0   | 0          | 0.0000  | 2   | 0   | 1   | 0   | 0.0000 |
| 1- Brooks P/ 2- Walker T/ 5- Holloman T/ 10- Hauser J/ 15- Cooper C/    | 01:29 | 3-3   | 0          | 2.0225  | 1   | 0   | 0   | 0   | 1.2295 |
| 2- Walker T/ 5- Holloman T/ 10- Hauser J/ 15- Cooper C/ 43- Whitens J/  | 01:12 | 3-6   | -3         | 2.5000  | 0   | 0   | 0   | 0   | 2.0833 |
| 0- Kohler J/ 1- Brooks P/ 2- Walker T/ 11- Hoggard A/ 22- Sissoko M/    | 00:51 | 0-0   | 0          | 0.0000  | 1   | 0   | 0   | 0   | 0.0000 |
| 10- Hauser J/ 11- Hoggard A/ 14- Smith D/ 22- Sissoko M/ 43- Whitens J/ | 00:49 | 3-1   | 2          | 3.6735  | 1   | 0   | 0   | 0   | 2.0833 |
| 1- Brooks P/ 5- Holloman T/ 10- Hauser J/ 11- Hoggard A/ 15- Cooper C/  | 00:17 | 0-3   | -3         | 0.0000  | 0   | 0   | 1   | 0   | 0.0000 |



**Officials:** Ted Valentine, Lee Cassell, Tony Henderson

**Notre Dame**

| Lineup  | Time  | Score | Score Diff | Pts/Min | Reb | Stl | Tov | Ass | PPP    |
|---|-------|-------|------------|---------|-----|-----|-----|-----|--------|
| 1- Starling J/ 3- Wertz T/ 5- Ryan C/ 14- Laszewski N/ 23- Goodwin D/ | 25:16 | 42-33 | 9          | 1.6623  | 20  | 2   | 4   | 6   | 1.1463 |
| 2- Lubin V/ 3- Wertz T/ 5- Ryan C/ 14- Laszewski N/ 23- Goodwin D/    | 07:57 | 15-11 | 4          | 1.8868  | 5   | 0   | 0   | 3   | 1.3636 |
| 1- Starling J/ 2- Lubin V/ 3- Wertz T/ 5- Ryan C/ 14- Laszewski N/    | 03:44 | 10-5  | 5          | 2.6786  | 3   | 0   | 2   | 3   | 1.3441 |
| 1- Starling J/ 2- Lubin V/ 5- Ryan C/ 14- Laszewski N/ 23- Goodwin D/ | 01:34 | 0-0   | 0          | 0.0000  | 1   | 0   | 0   | 0   | 0.0000 |
| 1- Starling J/ 2- Lubin V/ 3- Wertz T/ 5- Ryan C/ 23- Goodwin D/      | 01:29 | 3-3   | 0          | 2.0225  | 1   | 0   | 0   | 1   | 1.5000 |