



Officials: Ted Valentine, Lee Cassell, Tony Henderson

Notre Dame - 72

Record: 7-5 (0-2)

NO.	Name	F	Min	FG		3P		FT		Rebounds			Fouls		TP	AS	TO	ST	Blocks		+/-
				M-A	M-A	M-A	OR	DR	TOT	PF	FD	BS	BA								
14	Nate Laszewski	F	34:03	5-7	2-4	0-0	0	6	6	4	3	12	2	0	0	0	2	0	0	0	-4
1	JJ Starling	G	32:20	7-11	2-3	4-4	0	3	3	0	3	20	0	2	2	0	0	0	0	0	
3	Trey Wertz	G	30:04	4-9	1-2	1-2	0	2	2	2	1	10	4	2	0	0	0	1	1	1	
5	Cormac Ryan	G	37:31	6-13	3-6	2-3	0	6	6	1	1	17	2	1	0	0	0	0	1	1	
23	Dane Goodwin	G	37:00	1-4	0-1	0-0	0	3	3	1	0	2	2	0	0	0	0	0	0	-6	
2	Ven-Allen Lubin		17:06	3-6	0-0	0-0	4	2	6	0	0	6	1	1	0	0	0	0	4	4	
10	Marcus Hammond		11:56	2-5	1-3	0-0	0	1	1	1	1	5	1	1	0	0	0	0	-1	-1	
Team										1	0	1			0						
Totals				28-55	9-19	7-9	5	23	28	9	9	72	12	7	2	2	1	1	-1		

Shooting By Period		
1st FG%	15-29	51.7%
3PT%	5-12	41.7%
FT%	4-5	80%
2nd FG%	13-26	50.0%
3PT%	4-7	57.1%
FT%	3-4	75%
GM FG%	28-55	50.9%
3PT%	9-19	47.4%
FT%	7-9	77.8%

Dead Ball Rebounds: 2, 1

Technical Fouls::NONE

Florida State - 73

Record: 4-10 (2-1)

NO.	Name	F	Min	FG		3P		FT		Rebounds			Fouls		TP	AS	TO	ST	Blocks		+/-
				M-A	M-A	M-A	OR	DR	TOT	PF	FD	BS	BA								
3	Cameron Corhen	F	31:05	8-13	0-2	2-2	2	5	7	1	2	18	2	0	0	0	0	0	0	1	1
1	Jalen Warley	G	33:42	4-5	0-0	1-1	2	1	3	1	1	9	5	1	2	0	0	0	12	12	
4	Caleb Mills	G	38:46	6-13	2-7	4-4	0	2	2	1	2	18	3	1	1	0	1	6	6		
22	Darin Green Jr.	G	38:32	3-11	2-8	0-0	0	3	3	2	0	8	1	0	1	1	0	2	2		
35	Matthew Cleveland	G	34:34	6-14	3-4	4-5	2	10	12	1	3	19	3	1	1	0	1	-1	-1		
0	Chandler Jackson		06:18	0-0	0-0	0-0	0	0	0	0	0	0	0	0	0	0	0	-11	-11		
5	De'Ante Green		06:48	0-0	0-0	0-0	0	0	0	1	0	0	0	2	0	0	0	-4	-4		
12	Tom House		08:08	0-1	0-1	1-2	0	0	0	1	1	1	1	0	0	0	0	-4	-4		
51	Sola Adebisi		02:07	0-0	0-0	0-0	0	0	0	1	0	0	0	0	0	0	0	4	4		
Team										1	1	2			0						
Totals				27-57	7-22	12-14	7	22	29	9	9	73	15	5	5	1	2	1			

Shooting By Period		
1st FG%	14-32	43.8%
3PT%	4-12	33.3%
FT%	6-6	100%
2nd FG%	13-25	52.0%
3PT%	3-10	30.0%
FT%	6-8	75%
GM FG%	27-57	47.4%
3PT%	7-22	31.8%
FT%	12-14	85.7%

Dead Ball Rebounds: 1, 0

Technical Fouls::NONE

	ND	FSU
Biggest lead	11 (1st 10:41)	8 (2nd 9:31)
Best Scoring Run	11 (1st 12:21)	8 (1st 16:49)
Lead Changes	12	
Times Tied	2	
Time with Lead	14:07	24:32

Points from	ND	FSU
Turnovers	7	8
Paint	34	36
Second Chance	4	8
Fast Breaks	8	6
Bench	11	1

	Period by Period Scoring		
	1st	2nd	TOT
ND	39	33	72
FSU	38	35	73



Officials: Ted Valentine, Lee Cassell, Tony Henderson

Period 1

Quarter Starters:

FSU	1 Warley J	3 Corhen C	4 Mills C	22 Green Jr. D	35 Cleveland M
ND	1 Starling J	3 Wertz T	5 Ryan C	14 Laszewski N	23 Goodwin D

Game Time	FSU	Score	Diff	ND
20:00	3 CORHEN C jumpball won			14 LASZEWSKI N jumpball lost
19:37	4 MILLS C 2pt FG in the paint, driving layup missed			
19:35				1 STARLING J defensive rebound (1)
19:16	35 CLEVELAND M steal (1)			5 RYAN C turnover bad pass (1)
19:13	35 CLEVELAND M 2pt FG fast break from turnover in the paint, driving layup made (2)	2-0	2	
18:43		2-3	-1	1 STARLING J 3pt FG , step back jump shot made (3)
18:12	4 MILLS C 3pt FG , jump shot made (3)	5-3	2	
18:12	35 CLEVELAND M assist (1)			
17:41				1 STARLING J 2pt FG outside the paint, jump shot missed
17:38	3 CORHEN C defensive rebound (1)			
17:29	35 CLEVELAND M 3pt FG , jump shot made (5)	8-3	5	
17:29	1 WARLEY J assist (1)			
17:13				5 RYAN C 3pt FG , jump shot missed
17:11	35 CLEVELAND M defensive rebound (1)			
16:49	3 CORHEN C 2pt FG in the paint, turnaround jump shot made (2)	10-3	7	
16:24		10-5	5	3 WERTZ T 2pt FG in the paint, driving layup made (2)
16:10	3 CORHEN C 2pt FG outside the paint, jump shot missed			
16:08				5 RYAN C defensive rebound (1)
15:48		10-7	3	5 RYAN C 2pt FG in the paint, layup made (2)
15:48				14 LASZEWSKI N assist (1)
15:24	3 CORHEN C 2pt FG in the paint, layup missed			
15:24	offensive rebound (3)			
15:23	35 CLEVELAND M foul drawn (1)			14 LASZEWSKI N foul personal (1 - 1)
15:17	22 GREEN JR. D 2pt FG second chance outside the paint, floating jump shot missed			
15:14	3 CORHEN C offensive rebound (2)			
15:14	3 CORHEN C foul drawn (1)			23 GOODWIN D foul shooting (1 - 2)
15:14	3 CORHEN C free throw 1 - 2 made (3)	11-7	4	
15:14	3 CORHEN C free throw 2 - 2 made (4)	12-7	5	
14:46		12-10	2	3 WERTZ T 3pt FG , jump shot made (5)
14:25	3 CORHEN C 2pt FG in the paint, turnaround jump shot made (6)	14-10	4	
14:25	4 MILLS C assist (1)			
13:58		14-12	2	3 WERTZ T 2pt FG in the paint, turnaround jump shot made (7)
13:43	22 GREEN JR. D 3pt FG , jump shot missed			
13:39				5 RYAN C defensive rebound (2)
13:32		14-14	0	14 LASZEWSKI N 2pt FG in the paint, layup made (2)
13:32				3 WERTZ T assist (1)
13:06	35 CLEVELAND M 3pt FG , jump shot missed			
13:01				14 LASZEWSKI N defensive rebound (1)
12:58		14-16	-2	5 RYAN C 2pt FG fast break in the paint, dunk, made (4)
12:58				3 WERTZ T assist (2)



Official Basketball Play by Play - First Half
Notre Dame at Florida State
 12/21/22 Donald L. Tucker Center, Tallahassee
 2022-23 ACC Men's Basketball

Game Time: 8:30 PM
Game Duration: 1:54
Attendance: 6,394

Officials: Ted Valentine, Lee Cassell, Tony Henderson

Game Time	FSU	Score	Diff	ND
12:43	22 GREEN JR. D 3pt FG , jump shot missed			
12:41				23 GOODWIN D defensive rebound (1)
12:37	22 GREEN JR. D foul shooting (1 - 1)			1 STARLING J foul drawn (1)
12:37		14-17	-3	1 STARLING J free throw fast break 1 - 2 made (4)
12:37	1 WARLEY J substitution out			
12:37	3 CORHEN C substitution out			
12:37	0 JACKSON C substitution in			
12:37	5 GREEN D substitution in			
12:37				14 LASZEWSKI N substitution out
12:37				2 LUBIN V substitution in
12:37		14-18	-4	1 STARLING J free throw fast break 2 - 2 made (5)
12:37				1 STARLING J substitution out
12:37				10 HAMMOND M substitution in
12:29	4 MILLS C turnover bad pass (1)			
12:21		14-21	-7	5 RYAN C 3pt FG from turnover, jump shot made (7)
12:21				23 GOODWIN D assist (1)
11:55	4 MILLS C foul drawn (1)			3 WERTZ T foul shooting (1 - 3)
11:55	Timeout media			
11:55				3 WERTZ T substitution out
11:55				23 GOODWIN D substitution out
11:55				1 STARLING J substitution in
11:55				14 LASZEWSKI N substitution in
11:55	4 MILLS C free throw 1 - 2 made (4)	15-21	-6	
11:55	4 MILLS C free throw 2 - 2 made (5)	16-21	-5	
11:55	4 MILLS C substitution out			
11:55	12 HOUSE T substitution in			
11:38		16-24	-8	5 RYAN C 3pt FG , jump shot made (10)
11:38				2 LUBIN V assist (1)
11:28	35 CLEVELAND M 2pt FG in the paint, alleyoop made (7)	18-24	-6	
11:28	22 GREEN JR. D assist (1)			
11:09		18-27	-9	10 HAMMOND M 3pt FG , jump shot made (3)
10:49	5 GREEN D turnover bad pass (1)			1 STARLING J steal (1)
10:43	12 HOUSE T foul shooting (1 - 2)			5 RYAN C foul drawn (1)
10:41				5 RYAN C free throw 1 - 3 missed
10:41				offensive dead ball rebound (1)
10:41		18-28	-10	5 RYAN C free throw 2 - 3 made (11)
10:41	0 JACKSON C substitution out			
10:41	5 GREEN D substitution out			
10:41	22 GREEN JR. D substitution out			
10:41	1 WARLEY J substitution in			
10:41	3 CORHEN C substitution in			
10:41	4 MILLS C substitution in			
10:41		18-29	-11	5 RYAN C free throw 3 - 3 made (12)
10:41				5 RYAN C substitution out
10:41				23 GOODWIN D substitution in
10:16	4 MILLS C 3pt FG , jump shot missed			
10:12	35 CLEVELAND M offensive rebound (2)			
10:12	35 CLEVELAND M 2pt FG second chance in the paint, layup made (9)	20-29	-9	



Officials: Ted Valentine, Lee Cassell, Tony Henderson

Game Time	FSU	Score	Diff	ND
09:35				10 HAMMOND M 3pt FG , jump shot missed
09:30				2 LUBIN V offensive rebound (1)
09:30				2 LUBIN V 2pt FG second chance in the paint, layup missed
09:28				2 LUBIN V offensive rebound (2)
09:28		20-31	-11	2 LUBIN V 2pt FG second chance in the paint, layup made (2)
09:17	3 CORHEN C 2pt FG in the paint, turnaround jump shot missed			
09:14	35 CLEVELAND M offensive rebound (3)			
09:14	35 CLEVELAND M 2pt FG second chance in the paint, layup missed			
09:13				14 LASZEWSKI N defensive rebound (2)
09:13	35 CLEVELAND M foul personal (1 - 3)			14 LASZEWSKI N foul drawn (1)
09:13	35 CLEVELAND M substitution out			
09:13	22 GREEN JR. D substitution in			
08:49				10 HAMMOND M 2pt FG outside the paint, jump shot missed
08:45				2 LUBIN V offensive rebound (3)
08:42	1 WARLEY J steal (1)			1 STARLING J turnover lost ball (1)
08:37	1 WARLEY J 2pt FG fast break from turnover in the paint, driving layup made (2)	22-31	-9	
08:13				10 HAMMOND M 3pt FG , jump shot missed
08:12	defensive rebound (7)			
08:12				2 LUBIN V substitution out
08:12				5 RYAN C substitution in
07:55	4 MILLS C 2pt FG outside the paint, step back jump shot made (7)	24-31	-7	
07:55	3 CORHEN C assist (1)			
07:26				1 STARLING J 3pt FG , step back jump shot missed
07:22	3 CORHEN C defensive rebound (3)			
07:04	22 GREEN JR. D 2pt FG outside the paint, floating jump shot missed			
07:01				1 STARLING J defensive rebound (2)
06:53				5 RYAN C 2pt FG in the paint, driving layup missed
06:49	3 CORHEN C defensive rebound (4)			
06:41	4 MILLS C foul drawn (2)			10 HAMMOND M foul shooting (1 - 4)
06:41	Timeout media			
06:41	3 CORHEN C substitution out			
06:41	12 HOUSE T substitution out			
06:41	35 CLEVELAND M substitution in			
06:41	51 ADEBISI S substitution in			
06:41				1 STARLING J substitution out
06:41				10 HAMMOND M substitution out
06:41				2 LUBIN V substitution in
06:41				3 WERTZ T substitution in
06:41	4 MILLS C free throw 1 - 2 made (8)	25-31	-6	
06:41	4 MILLS C free throw 2 - 2 made (9)	26-31	-5	
06:15		26-33	-7	14 LASZEWSKI N 2pt FG in the paint, driving layup made (4)
06:08	22 GREEN JR. D 3pt FG , jump shot made (3)	29-33	-4	
06:08	1 WARLEY J assist (2)			
05:43				5 RYAN C 2pt FG in the paint, driving layup missed
05:40				2 LUBIN V offensive rebound (4)
05:40		29-35	-6	2 LUBIN V 2pt FG second chance in the paint, dunk, made (4)



Officials: Ted Valentine, Lee Cassell, Tony Henderson

Game Time	FSU	Score	Diff	ND
05:19	1 WARLEY J 2pt FG outside the paint, turnaround jump shot missed			
05:15				2 LUBIN V defensive rebound (5)
04:54				14 LASZEWSKI N 3pt FG , jump shot missed
04:52	35 CLEVELAND M defensive rebound (4)			
04:48	4 MILLS C 3pt FG , jump shot made (12)	32-35	-3	
04:48	35 CLEVELAND M assist (2)			
04:34	51 ADEBISI S foul personal (1 - 4)			14 LASZEWSKI N foul drawn (2)
04:34	51 ADEBISI S substitution out			
04:34	3 CORHEN C substitution in			
04:34				14 LASZEWSKI N substitution out
04:34				10 HAMMOND M substitution in
04:18				3 WERTZ T 2pt FG in the paint, driving layup missed
04:16	35 CLEVELAND M defensive rebound (5)			
04:12	35 CLEVELAND M 2pt FG in the paint, jump shot missed			
04:06	3 CORHEN C offensive rebound (5)			
04:06	3 CORHEN C 2pt FG second chance in the paint, dunk, made (8)	34-35	-1	
03:52				2 LUBIN V 2pt FG in the paint, dunk, missed
03:50	1 WARLEY J defensive rebound (1)			
03:39	22 GREEN JR. D 3pt FG , jump shot missed			
03:36				2 LUBIN V defensive rebound (6)
03:36	1 WARLEY J steal (2)			2 LUBIN V turnover lost ball (1)
03:32	4 MILLS C 3pt FG from turnover, jump shot missed			
03:29				23 GOODWIN D defensive rebound (2)
03:03				3 WERTZ T 3pt FG , jump shot missed
03:01	35 CLEVELAND M defensive rebound (6)			
02:46	3 CORHEN C 3pt FG , jump shot missed			
02:43				5 RYAN C defensive rebound (3)
02:37				Timeout 30 Sec
02:37	Timeout media			
02:37				2 LUBIN V substitution out
02:37				10 HAMMOND M substitution out
02:37				1 STARLING J substitution in
02:37				14 LASZEWSKI N substitution in
02:14				5 RYAN C 3pt FG , jump shot missed
02:12	35 CLEVELAND M defensive rebound (7)			
01:57	3 CORHEN C 2pt FG in the paint, dunk, made (10)	36-35	1	
01:57	1 WARLEY J assist (3)			
01:42		36-37	-1	14 LASZEWSKI N 2pt FG in the paint, layup made (6)
01:42				23 GOODWIN D assist (2)
01:23	4 MILLS C 2pt FG in the paint, layup made (14)	38-37	1	
01:23	3 CORHEN C assist (2)			
00:56	1 WARLEY J foul personal (1 - 5)			1 STARLING J foul drawn (2)
00:56	Timeout 30 Sec			
00:39		38-39	-1	1 STARLING J 2pt FG in the paint, driving layup made (7)
00:39				3 WERTZ T substitution out
00:39				2 LUBIN V substitution in
00:09	22 GREEN JR. D 3pt FG , jump shot missed			
00:07	1 WARLEY J offensive rebound (2)			



Official Basketball Play by Play - First Half
Notre Dame at Florida State
12/21/22 Donald L. Tucker Center, Tallahassee
2022-23 ACC Men's Basketball

Game Time: 8:30 PM
Game Duration: 1:54
Attendance: 6,394

Officials: Ted Valentine, Lee Cassell, Tony Henderson

Game Time	FSU	Score	Diff	ND
00:02	35 CLEVELAND M 2pt FG second chance outside the paint, turnaround jump shot missed			
00:00				5 RYAN C defensive rebound (4)
END OF PERIOD				
FSU 38-39 ND				



Officials: Ted Valentine, Lee Cassell, Tony Henderson

Notre Dame - 39

NO.	Name	F	Min	FG	3P	FT	Rebounds			Fouls		TP	AS	TO	ST	Blocks		+/-
				M-A	M-A	M-A	OR	DR	TOT	PF	FD					BS	BA	
14	Nate Laszewski	F	17:21	3-4	0-1	0-0	0	2	2	1	2	6	1	0	0	0	0	-1
1	JJ Starling	G	15:14	2-4	1-2	2-2	0	2	2	0	2	7	0	1	1	0	0	4
3	Trey Wertz	G	14:07	3-5	1-2	0-0	0	0	0	1	0	7	2	0	0	0	0	1
5	Cormac Ryan	G	17:31	4-8	2-4	2-3	0	4	4	0	1	12	0	1	0	0	0	3
23	Dane Goodwin	G	18:46	0-0	0-0	0-0	0	2	2	1	0	0	2	0	0	0	0	-3
2	Ven-Allen Lubin		09:08	2-4	0-0	0-0	4	2	6	0	0	4	1	1	0	0	0	0
10	Marcus Hammond		07:53	1-4	1-3	0-0	0	0	0	1	0	3	0	0	0	0	0	1
Team							0	0	0			0		0				
Totals				15-29	5-12	4-5	4	12	16	4	5	39	6	3	1	0	0	1

Shooting By Period		
1st FG%	15-29	51.7%
3PT%	5-12	41.7%
FT%	4-5	80%
GM FG%	15-29	51.7%
3PT%	5-12	41.7%
FT%	4-5	80.0%

Dead Ball Rebounds: 1, 0

Technical Fouls::NONE

Florida State - 38

NO.	Name	F	Min	FG	3P	FT	Rebounds			Fouls		TP	AS	TO	ST	Blocks		+/-
				M-A	M-A	M-A	OR	DR	TOT	PF	FD					BS	BA	
3	Cameron Corhen	F	15:57	4-8	0-1	2-2	2	3	5	0	1	10	2	0	0	0	0	2
1	Jalen Warley	G	18:04	1-2	0-0	0-0	1	1	2	1	0	2	3	0	2	0	0	6
4	Caleb Mills	G	18:46	4-7	2-4	4-4	0	0	0	0	2	14	1	1	0	0	0	4
22	Darin Green Jr.	G	18:32	1-7	1-5	0-0	0	0	0	1	0	3	1	0	0	0	0	0
35	Matthew Cleveland	G	17:28	4-8	1-2	0-0	2	5	7	1	1	9	2	0	1	0	0	-5
0	Chandler Jackson		01:56	0-0	0-0	0-0	0	0	0	0	0	0	0	0	0	0	0	-7
5	De'Ante Green		01:56	0-0	0-0	0-0	0	0	0	0	0	0	0	1	0	0	0	-7
12	Tom House		05:14	0-0	0-0	0-0	0	0	0	1	0	0	0	0	0	0	0	-2
51	Sola Adebisi		02:07	0-0	0-0	0-0	0	0	0	1	0	0	0	0	0	0	0	4
Team							1	1	2			0		0				
Totals				14-32	4-12	6-6	6	10	16	5	4	38	9	2	3	0	0	-1

Shooting By Period		
1st FG%	14-32	43.8%
3PT%	4-12	33.3%
FT%	6-6	100%
GM FG%	14-32	43.8%
3PT%	4-12	33.3%
FT%	6-6	100.0%

Dead Ball Rebounds: 0, 0

Technical Fouls::NONE

	ND	FSU
Biggest lead	11 (1 st 10:41)	7 (1 st 16:49)
Best Scoring Run	11 (1 st 12:21)	8 (1 st 16:49)
Lead Changes	7	
Times Tied	1	
Time with Lead	12:30	06:09

Points from	ND	FSU
Turnovers	5	4
Paint	20	18
Second Chance	4	6
Fast Breaks	4	4
Bench	7	0

	Period by Period Scoring		
	1st	2nd	TOT
ND	39	33	72
FSU	38	35	73



Period 2

Quarter Starters:

FSU	1 Warley J	3 Corhen C	4 Mills C	22 Green Jr. D	35 Cleveland M
ND	1 Starling J	3 Wertz T	5 Ryan C	14 Laszewski N	23 Goodwin D

Game Time	FSU	Score	Diff	ND
20:00				2 LUBIN V substitution out
20:00				3 WERTZ T substitution in
19:39				23 GOODWIN D 3pt FG , jump shot missed
19:36	3 CORHEN C defensive rebound (6)			
19:06	35 CLEVELAND M foul drawn (2)			14 LASZEWSKI N foul shooting (2 - 1)
19:06	35 CLEVELAND M free throw 1 - 3 made (10)	39-39	0	
19:06	35 CLEVELAND M free throw 2 - 3 made (11)	40-39	1	
19:06	35 CLEVELAND M free throw 3 - 3 made (12)	41-39	2	
18:56		41-42	-1	14 LASZEWSKI N 3pt FG , jump shot made (9)
18:56				3 WERTZ T assist (3)
18:37	3 CORHEN C 2pt FG in the paint, jump shot made (12)	43-42	1	
18:17				3 WERTZ T turnover bad pass (1)
18:11	3 CORHEN C 2pt FG fast break from turnover in the paint, turnaround jump shot made (14)	45-42	3	
18:11	35 CLEVELAND M assist (3)			
18:09				Timeout 30 Sec
18:09				Timeout media
18:09	3 CORHEN C substitution out			
18:09	5 GREEN D substitution in			
17:44		45-44	1	5 RYAN C 2pt FG outside the paint, turnaround jump shot made (14)
17:39	5 GREEN D foul offensive (1 - 1)			14 LASZEWSKI N foul drawn (3)
17:39	5 GREEN D turnover offensive (2)			
17:22				14 LASZEWSKI N 3pt FG from turnover, jump shot missed
17:20	35 CLEVELAND M defensive rebound (8)			
17:09	4 MILLS C 3pt FG , jump shot missed			
17:08				5 RYAN C defensive rebound (5)
16:59		45-46	-1	1 STARLING J 2pt FG in the paint, driving layup made (9)
16:35	35 CLEVELAND M 3pt FG , jump shot made (15)	48-46	2	
16:35	1 WARLEY J assist (4)			
16:13				5 RYAN C 2pt FG in the paint, floating jump shot missed
16:11	35 CLEVELAND M defensive rebound (9)			
15:51	35 CLEVELAND M 3pt FG , jump shot made (18)	51-46	5	
15:51	1 WARLEY J assist (5)			
15:28				3 WERTZ T 2pt FG in the paint, layup missed
15:25	35 CLEVELAND M defensive rebound (10)			
15:20	4 MILLS C 3pt FG , jump shot missed			
15:18				14 LASZEWSKI N defensive rebound (3)
14:49		51-49	2	1 STARLING J 3pt FG , jump shot made (12)
14:49				3 WERTZ T assist (4)
14:23	22 GREEN JR. D 3pt FG , jump shot missed			
14:21				14 LASZEWSKI N defensive rebound (4)
14:05	4 MILLS C steal (1)			1 STARLING J turnover bad pass (2)



Notre Dame at Florida State

12/21/22 Donald L. Tucker Center, Tallahassee
2022-23 ACC Men's Basketball

Game Time: 8:30 PM
Game Duration: 1:54
Attendance: 6,394

Officials: Ted Valentine, Lee Cassell, Tony Henderson

Game Time	FSU	Score	Diff	ND
13:53	1 WARLEY J 2pt FG from turnover in the paint, driving layup made (4)	53-49	4	
13:31				1 STARLING J 2pt FG outside the paint, pull up jump shot missed
13:25	4 MILLS C defensive rebound (1)			
13:17	1 WARLEY J 2pt FG in the paint, driving layup made (6)	55-49	6	
13:17	1 WARLEY J foul drawn (1)			5 RYAN C foul shooting (1 - 2)
13:17	Timeout media			
13:17	5 GREEN D substitution out			
13:17	35 CLEVELAND M substitution out			
13:17	3 CORHEN C substitution in			
13:17	12 HOUSE T substitution in			
13:17				1 STARLING J substitution out
13:17				3 WERTZ T substitution out
13:17				2 LUBIN V substitution in
13:17				10 HAMMOND M substitution in
13:17	1 WARLEY J free throw 1 - 1 made (7)	56-49	7	
13:17	1 WARLEY J substitution out			
13:17	0 JACKSON C substitution in			
13:02				10 HAMMOND M turnover travel (1)
12:48	12 HOUSE T 3pt FG from turnover, jump shot missed			
12:43				10 HAMMOND M defensive rebound (1)
12:33		56-52	4	14 LASZEWSKI N 3pt FG , jump shot made (12)
12:33				10 HAMMOND M assist (1)
12:15	12 HOUSE T foul drawn (1)			14 LASZEWSKI N foul shooting (3 - 3)
12:15	12 HOUSE T free throw 1 - 2 missed			
12:15	offensive dead ball rebound (1)			
12:15	12 HOUSE T free throw 2 - 2 made (1)	57-52	5	
11:52		57-55	2	5 RYAN C 3pt FG , jump shot made (17)
11:52				14 LASZEWSKI N assist (2)
11:39	3 CORHEN C 2pt FG in the paint, turnaround jump shot made (16)	59-55	4	
11:39	12 HOUSE T assist (1)			
11:15		59-57	2	10 HAMMOND M 2pt FG in the paint, driving layup made (5)
10:57	4 MILLS C 2pt FG in the paint, layup made (16)	61-57	4	
10:34				23 GOODWIN D 2pt FG in the paint, driving layup missed
10:31	22 GREEN JR. D defensive rebound (1)			
10:23	3 CORHEN C foul drawn (2)			14 LASZEWSKI N foul personal (4 - 4)
10:23	Timeout media			
10:23	0 JACKSON C substitution out			
10:23	12 HOUSE T substitution out			
10:23	1 WARLEY J substitution in			
10:23	35 CLEVELAND M substitution in			
10:23				14 LASZEWSKI N substitution out
10:23				1 STARLING J substitution in
10:10	35 CLEVELAND M 2pt FG in the paint, turnaround jump shot missed			
10:07	1 WARLEY J offensive rebound (3)			
10:07	1 WARLEY J 2pt FG second chance in the paint, layup made (9)	63-57	6	
10:00				23 GOODWIN D substitution out



Notre Dame at Florida State

12/21/22 Donald L. Tucker Center, Tallahassee
2022-23 ACC Men's Basketball

Game Time: 8:30 PM

Game Duration: 1:54

Attendance: 6,394

Officials: Ted Valentine, Lee Cassell, Tony Henderson

Game Time	FSU	Score	Diff	ND
10:00				14 LASZEWSKI N substitution in
09:45				5 RYAN C 2pt FG outside the paint, turnaround jump shot missed
09:42	35 CLEVELAND M defensive rebound (11)			
09:31	4 MILLS C 2pt FG in the paint, driving layup made (18)	65-57	8	
09:14	4 MILLS C foul personal (1 - 2)			10 HAMMOND M foul drawn (1)
09:14				10 HAMMOND M substitution out
09:14				14 LASZEWSKI N substitution out
09:14				3 WERTZ T substitution in
09:14				23 GOODWIN D substitution in
09:00		65-59	6	3 WERTZ T 2pt FG in the paint, driving layup made (9)
08:44	35 CLEVELAND M turnover bad pass (1)			1 STARLING J steal (2)
08:38		65-61	4	1 STARLING J 2pt FG fast break from turnover in the paint, driving layup made (14)
08:29	Timeout 30 Sec			
08:29	Timeout media			
08:20	1 WARLEY J turnover bad pass (1)			
07:53				1 STARLING J 2pt FG from turnover in the paint, floating jump shot missed
07:48	35 CLEVELAND M defensive rebound (12)			
07:47	35 CLEVELAND M foul drawn (3)			3 WERTZ T foul shooting (2 - 5)
07:47	35 CLEVELAND M free throw 1 - 2 made (19)	66-61	5	
07:47				2 LUBIN V substitution out
07:47				14 LASZEWSKI N substitution in
07:47	35 CLEVELAND M free throw 2 - 2 missed			
07:45				23 GOODWIN D defensive rebound (3)
07:18		66-63	3	23 GOODWIN D 2pt FG in the paint, layup made (2)
07:18				5 RYAN C assist (1)
06:53	22 GREEN JR. D 3pt FG , jump shot made (6)	69-63	6	
06:53	4 MILLS C assist (2)			
06:28				3 WERTZ T 2pt FG outside the paint, jump shot missed
06:25	22 GREEN JR. D defensive rebound (2)			
06:01	35 CLEVELAND M 2pt FG outside the paint, jump shot missed			
05:58				5 RYAN C defensive rebound (6)
05:39				23 GOODWIN D 2pt FG outside the paint, turnaround jump shot missed
05:37	4 MILLS C defensive rebound (2)			
05:15	4 MILLS C 3pt FG , jump shot missed			
05:13				14 LASZEWSKI N defensive rebound (5)
04:58				5 RYAN C 3pt FG , jump shot missed
04:55	3 CORHEN C defensive rebound (7)			
04:25	35 CLEVELAND M 2pt FG outside the paint, step back jump shot missed			
04:22				3 WERTZ T defensive rebound (1)
04:18	22 GREEN JR. D foul shooting (2 - 3)			3 WERTZ T foul drawn (1)
04:18				3 WERTZ T free throw 1 - 2 missed
04:18				offensive dead ball rebound (2)
04:18	1 WARLEY J substitution out			
04:18	0 JACKSON C substitution in			
04:18		69-64	5	3 WERTZ T free throw 2 - 2 made (10)
04:18				14 LASZEWSKI N substitution out



Notre Dame at Florida State

12/21/22 Donald L. Tucker Center, Tallahassee
2022-23 ACC Men's Basketball

Game Time: 8:30 PM
Game Duration: 1:54
Attendance: 6,394

Officials: Ted Valentine, Lee Cassell, Tony Henderson

Game Time	FSU	Score	Diff	ND
04:18				2 LUBIN V substitution in
03:50	22 GREEN JR. D 2pt FG outside the paint, pull up jump shot made (8)	71-64	7	
03:50	4 MILLS C assist (3)			
03:30		71-66	5	2 LUBIN V 2pt FG in the paint, layup made (6)
03:30				5 RYAN C assist (2)
03:11	3 CORHEN C 3pt FG , jump shot missed			
03:07				3 WERTZ T defensive rebound (2)
02:50				2 LUBIN V 2pt FG in the paint, layup missed
02:50				offensive rebound (26)
02:50	Timeout media			
02:50	0 JACKSON C substitution out			
02:50	1 WARLEY J substitution in			
02:50				2 LUBIN V substitution out
02:50				14 LASZEWSKI N substitution in
02:35				3 WERTZ T 2pt FG second chance in the paint, layup blocked
02:35	22 GREEN JR. D block (1)			
02:19	22 GREEN JR. D defensive rebound (3)			
02:06	3 CORHEN C 2pt FG in the paint, turnaround jump shot made (18)	73-66	7	
01:51		73-68	5	1 STARLING J 2pt FG outside the paint, pull up jump shot made (16)
01:19	35 CLEVELAND M 2pt FG in the paint, layup blocked			
01:19				14 LASZEWSKI N block (1)
01:17				14 LASZEWSKI N defensive rebound (6)
01:07	3 CORHEN C foul shooting (1 - 4)			1 STARLING J foul drawn (3)
01:07		73-69	4	1 STARLING J free throw 1 - 2 made (17)
01:07				23 GOODWIN D substitution out
01:07				2 LUBIN V substitution in
01:07		73-70	3	1 STARLING J free throw 2 - 2 made (18)
01:03	Timeout 60 Sec			
00:41	4 MILLS C 2pt FG in the paint, layup blocked			
00:41				14 LASZEWSKI N block (2)
00:37				1 STARLING J defensive rebound (3)
00:37		73-72	1	1 STARLING J 2pt FG fast break in the paint, driving layup made (20)
00:06	22 GREEN JR. D 3pt FG , jump shot missed			
00:06				defensive dead ball rebound (3)
00:06				Timeout 60 Sec
00:06				2 LUBIN V substitution out
00:06				23 GOODWIN D substitution in
00:06				Timeout 30 Sec
00:03	22 GREEN JR. D steal (1)			3 WERTZ T turnover bad pass (2)
END OF GAME				
FSU 73-72 ND				



Notre Dame at Florida State

12/21/22 Donald L. Tucker Center, Tallahassee
2022-23 ACC Men's Basketball

Game Time: 8:30 PM
Game Duration: 1:54
Attendance: 6,394

Officials: Ted Valentine, Lee Cassell, Tony Henderson

Notre Dame - 33

NO.	Name	F	Min	FG	3P	FT	Rebounds			Fouls		TP	AS	TO	ST	Blocks		+/-
				M-A	M-A	M-A	OR	DR	TOT	PF	FD					BS	BA	
14	Nate Laszewski	F	16:42	2-3	2-3	0-0	0	4	4	3	1	6	1	0	0	2	0	-3
1	JJ Starling	G	17:06	5-7	1-1	2-2	0	1	1	0	1	13	0	1	1	0	0	-4
3	Trey Wertz	G	15:57	1-4	0-0	1-2	0	2	2	1	1	3	2	2	0	0	1	0
5	Cormac Ryan	G	20:00	2-5	1-2	0-0	0	2	2	1	0	5	2	0	0	0	0	-2
23	Dane Goodwin	G	18:14	1-4	0-1	0-0	0	1	1	0	0	2	0	0	0	0	0	-3
2	Ven-Allen Lubin		07:58	1-2	0-0	0-0	0	0	0	0	0	2	0	0	0	0	0	4
10	Marcus Hammond		04:03	1-1	0-0	0-0	0	1	1	0	1	2	1	1	0	0	0	-2
Team							1	0	1			0		0				
Totals				13-26	4-7	3-4	1	11	12	5	4	33	6	4	1	2	1	-2

Shooting By Period		
2 nd FG%	13-26	50.0%
3PT%	4-7	57.1%
FT%	3-4	75%
GM FG%	13-26	50.0%
3PT%	4-7	57.1%
FT%	3-4	75.0%

Dead Ball Rebounds: 1, 1

Technical Fouls::NONE

Florida State - 35

NO.	Name	F	Min	FG	3P	FT	Rebounds			Fouls		TP	AS	TO	ST	Blocks		+/-
				M-A	M-A	M-A	OR	DR	TOT	PF	FD					BS	BA	
3	Cameron Corhen	F	15:08	4-5	0-1	0-0	0	2	2	1	1	8	0	0	0	0	0	-1
1	Jalen Warley	G	15:38	3-3	0-0	1-1	1	0	1	0	1	7	2	1	0	0	0	6
4	Caleb Mills	G	20:00	2-6	0-3	0-0	0	2	2	1	0	4	2	0	1	0	1	2
22	Darin Green Jr.	G	20:00	2-4	1-3	0-0	0	3	3	1	0	5	0	0	1	1	0	2
35	Matthew Cleveland	G	17:06	2-6	2-2	4-5	0	5	5	0	2	10	1	1	0	0	1	4
5	De'Ante Green		04:52	0-0	0-0	0-0	0	0	0	1	0	0	0	1	0	0	0	3
0	Chandler Jackson		04:22	0-0	0-0	0-0	0	0	0	0	0	0	0	0	0	0	0	-4
12	Tom House		02:54	0-1	0-1	1-2	0	0	0	0	1	1	1	0	0	0	0	-2
Team							0	0	0			0		0				
Totals				13-25	3-10	6-8	1	12	13	4	5	35	6	3	2	1	2	2

Shooting By Period		
2 nd FG%	13-25	52.0%
3PT%	3-10	30.0%
FT%	6-8	75%
GM FG%	13-25	52.0%
3PT%	3-10	30.0%
FT%	6-8	75.0%

Dead Ball Rebounds: 1, 0

Technical Fouls::NONE

	ND	FSU
Biggest lead	1 (2 nd 19:39)	8 (2 nd 9:31)
Best Scoring Run	6(2 nd 0:37)	6(2 nd 15:51)
Lead Changes	5	
Times Tied	1	
Time with Lead	01:16	18:23

Points from	ND	FSU
Turnovers	2	4
Paint	14	18
Second Chance	0	2
Fast Breaks	4	2
Bench	4	1

	Period by Period Scoring		
	1st	2nd	TOT
ND	39	33	72
FSU	38	35	73



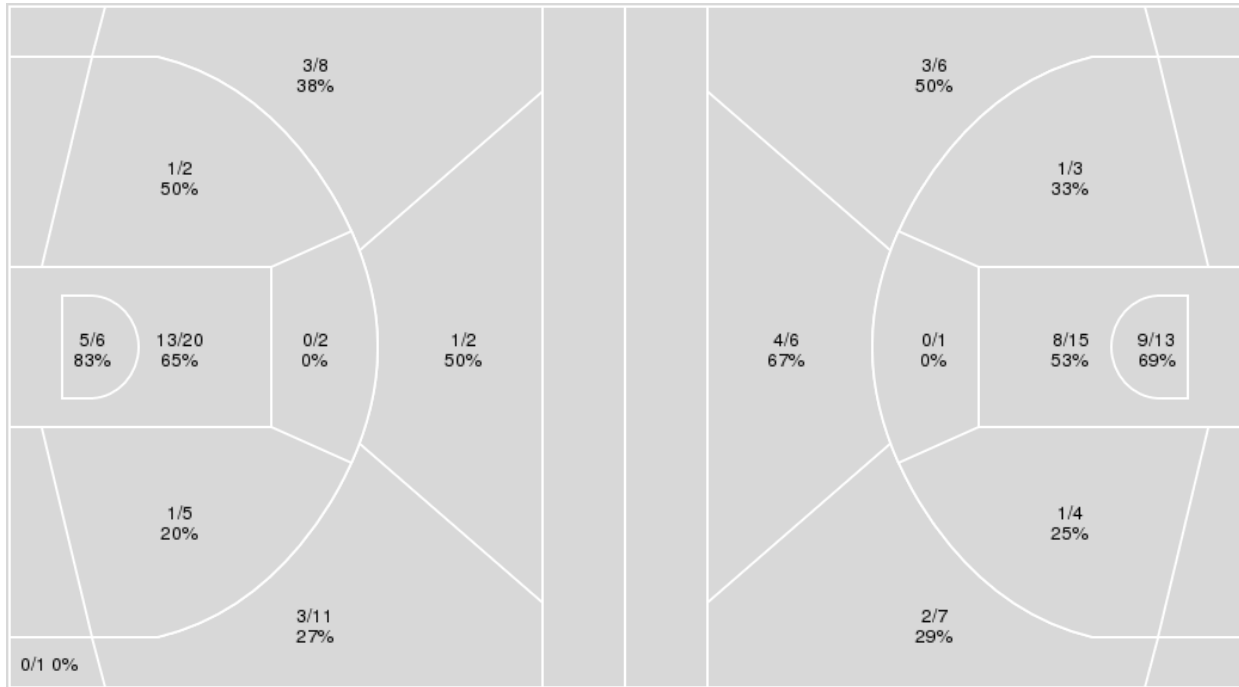
Officials: Ted Valentine, Lee Cassell, Tony Henderson

{ Players => 0, 1, 3, 4, 5, 10, 11, 12, 21, 22, 24, 33, 35, 40, 41, 42, 43, 44, 45, 51; } FG Types => All; Results => All;

{ Players => 1, 2, 3, 4, 5, 10, 12, 13, 14, 20, 23, 24, 25; } FG Types => All; Results => All;

Florida State

Notre Dame



Florida State	M/A	%
Field Goals	27/57	47
2 Points	20/35	57
3 Points	7/22	32
Free Throws	12/14	86

Notre Dame	M/A	%
Field Goals	28/55	51
2 Points	19/36	53
3 Points	9/19	47
Free Throws	7/9	78



Notre Dame at Florida State

12/21/22 Donald L. Tucker Center, Tallahassee
2022-23 ACC Men's Basketball

Game Time: 8:30 PM
Game Duration: 1:54
Attendance: 6,394

Officials: Ted Valentine, Lee Cassell, Tony Henderson

Notre Dame

No	Name	Mins		Score		Points Diff		Points per Min		Assists		Rebounds		Steals		Turnovers	
		On	Off	On	Off	On	Off	On	Off	On	Off	On	Off	On	Off	On	Off
1	JJ Starling	32:20	07:40	57 - 57	15 - 16	0	-1	1.76	1.96	9	3	22	6	2	0	5	2
2	Ven-Allen Lubin	17:06	22:54	35 - 31	37 - 42	4	-5	2.05	1.62	5	7	14	14	2	0	3	4
3	Trey Wertz	30:04	09:56	54 - 53	18 - 20	1	-2	1.80	1.81	9	3	21	7	1	1	5	2
5	Cormac Ryan	37:31	02:29	70 - 69	2 - 4	1	-2	1.87	0.81	12	0	24	4	2	0	6	1
10	Marcus Hammond	11:56	28:04	21 - 22	51 - 51	-1	0	1.76	1.82	4	8	9	19	1	1	3	4
14	Nate Laszewski	34:03	05:57	62 - 66	10 - 7	-4	3	1.82	1.68	10	2	23	5	1	1	6	1
23	Dane Goodwin	37:00	03:00	61 - 67	11 - 6	-6	5	1.65	3.67	11	1	27	1	1	1	7	0

Florida State

No	Name	Mins		Score		Points Diff		Points per Min		Assists		Rebounds		Steals		Turnovers	
		On	Off	On	Off	On	Off	On	Off	On	Off	On	Off	On	Off	On	Off
0	Chandler Jackson	06:18	33:42	11 - 22	62 - 50	-11	12	1.75	1.84	3	12	1	28	0	5	2	3
1	Jalen Warley	33:42	06:18	62 - 50	11 - 22	12	-11	1.84	1.75	12	3	28	1	5	0	3	2
3	Cameron Corhen	31:05	08:55	51 - 50	22 - 22	1	0	1.64	2.47	10	5	24	5	4	1	2	3
4	Caleb Mills	38:46	01:14	71 - 65	2 - 7	6	-5	1.83	1.62	14	1	29	0	5	0	4	1
5	De'Ante Green	06:48	33:12	14 - 18	59 - 54	-4	5	2.06	1.78	3	12	4	25	1	4	3	2
12	Tom House	08:08	31:52	14 - 18	59 - 54	-4	5	1.72	1.85	3	12	6	23	1	4	1	4
22	Darin Green Jr.	38:32	01:28	71 - 69	2 - 3	2	-1	1.84	1.36	15	0	27	2	5	0	5	0
35	Matthew Cleveland	34:34	05:26	63 - 64	10 - 8	-1	2	1.82	1.84	13	2	25	4	4	1	5	0
51	Sola Adebisi	02:07	37:53	8 - 4	65 - 68	4	-3	3.78	1.72	2	13	1	28	0	5	0	5

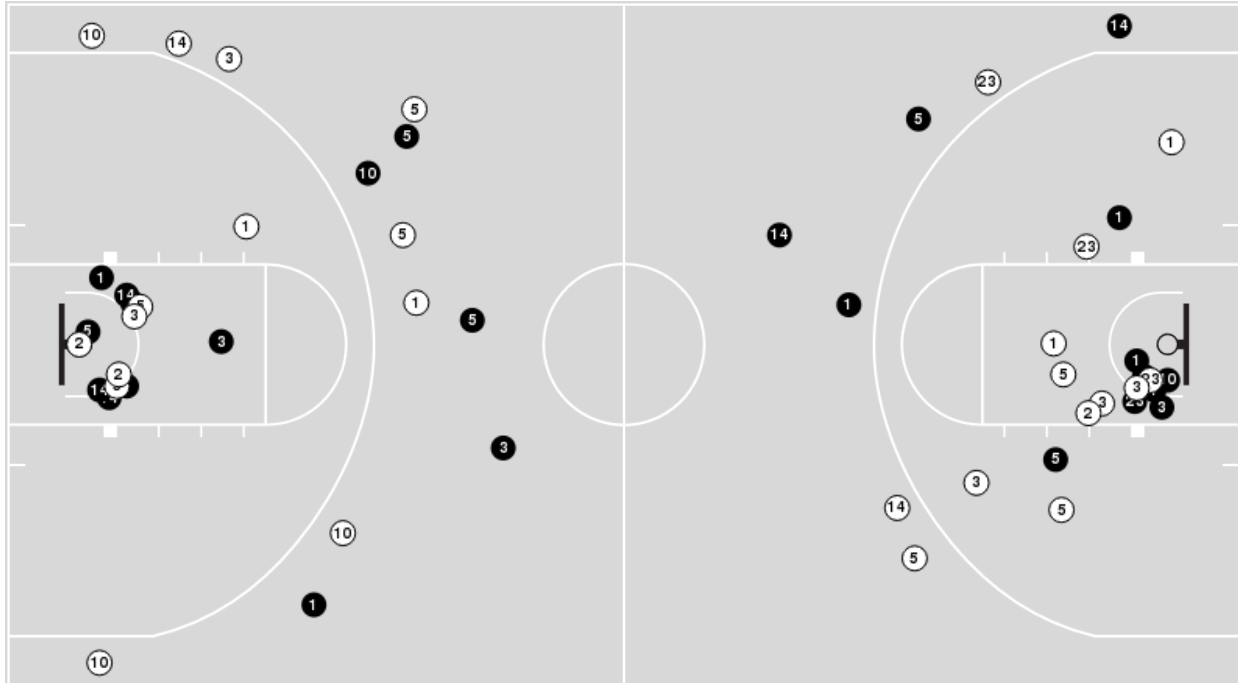


Officials: Ted Valentine, Lee Cassell, Tony Henderson

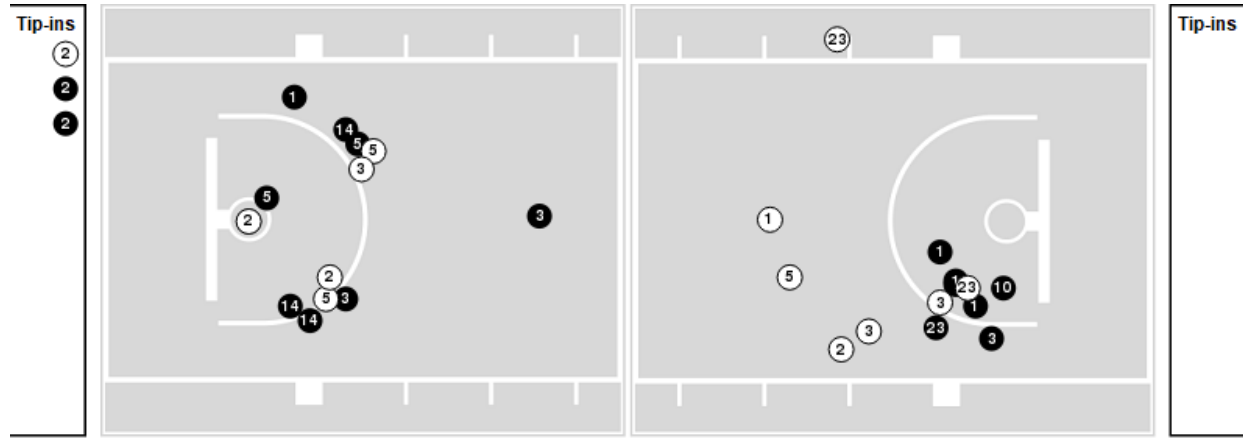
Players => 1, 2, 3, 4, 5, 10, 12, 13, 14, 20, 23, 24, 25FG Types=>AllResults=>All

Notre Dame

All Field Goals



Blow Up Chart



● Made ○ Missed N - Player Number

Notre Dame	M/A	%
Field Goals	28/55	51
2 Points	19/36	53
3 Points	9/19	47
Free Throws	7/9	78

Notre Dame	M/A	%
Points in the Paint	34 (17 / 28)	61
Fast Break Points	8 (5/5)	100
Second Chance Points	4 (2/4)	50
Effective FG%	59	

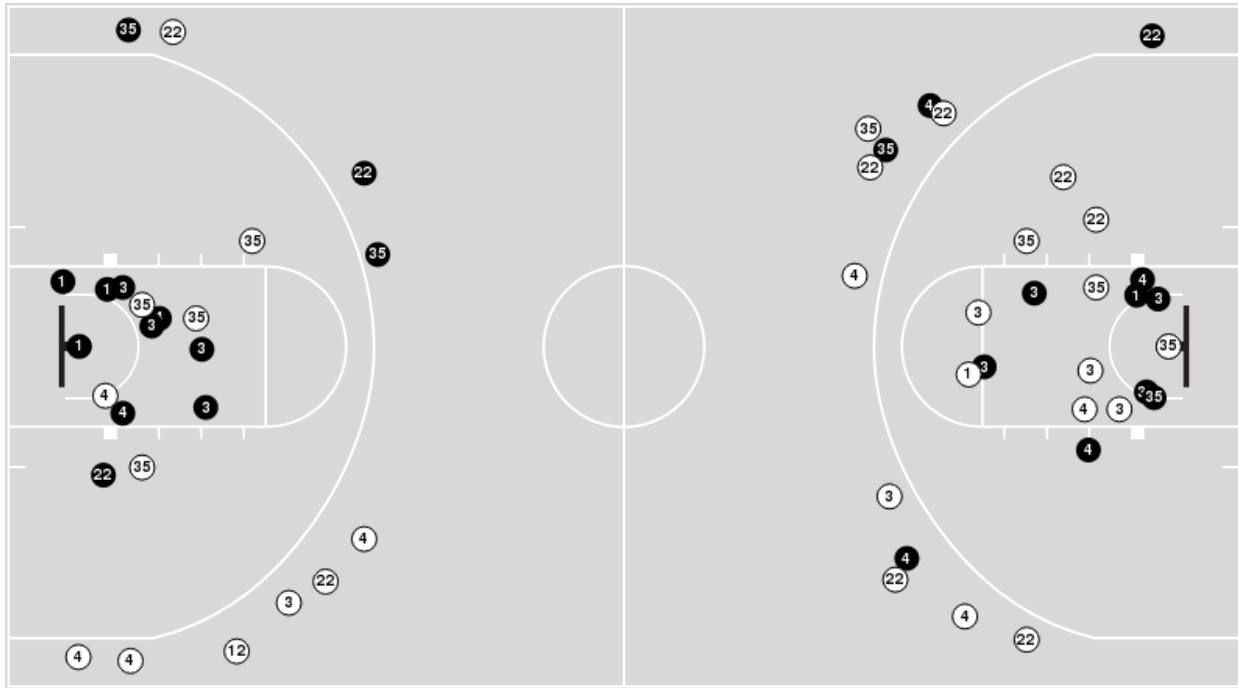


Officials: Ted Valentine, Lee Cassell, Tony Henderson

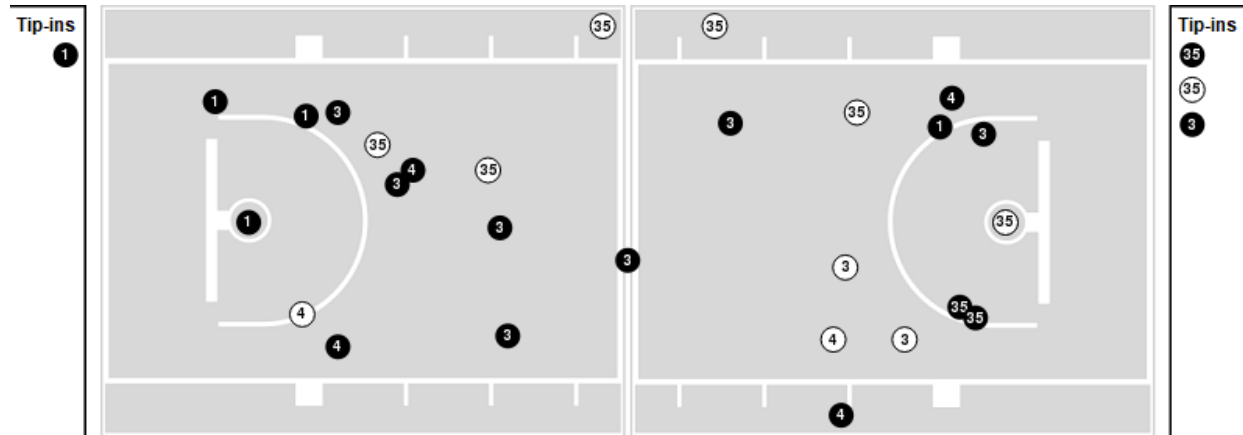
Players => 0, 1, 3, 4, 5, 10, 11, 12, 21, 22, 24, 33, 35, 40, 41, 42, 43, 44, 45, 51 FG Types=>All Results=>All

Florida State

All Field Goals



Blow Up Chart



● Made ○ Missed N - Player Number

Florida State	M/A	%
Field Goals	27/57	47
2 Points	20/35	57
3 Points	7/22	32
Free Throws	12/14	86

Florida State	M/A	%
Points in the Paint	36 (18 / 26)	69
Fast Break Points	6 (3/3)	100
Second Chance Points	8 (5/8)	63
Effective FG%	54	



Notre Dame at Florida State

12/21/22 Donald L. Tucker Center, Tallahassee
2022-23 ACC Men's Basketball

Game Time: 8:30 PM
Game Duration: 1:54
Attendance: 6,394

Officials: Ted Valentine, Lee Cassell, Tony Henderson

Notre Dame

Lineup	Quarter On	Time On	Quarter Off	Time Off	Time on Court	Score	Score Diff	Reb	Stl	Tov	Ass	PPP
1- Starling J/3- Wertz T/5- Ryan C/14- Laszewski N/23- Goodwin D/	1	20:00	1	12:37	07:23	17-14	3	5	0	1	3	1.6284
1- Starling J/2- Lubin V/3- Wertz T/5- Ryan C/23- Goodwin D/	1	12:37	1	12:37	00:00	1-0	1	0	0	0	0	2.2727
2- Lubin V/3- Wertz T/5- Ryan C/10- Hammond M/23- Goodwin D/	1	12:37	1	11:55	00:42	3-0	3	0	0	0	1	3.0000
1- Starling J/2- Lubin V/5- Ryan C/10- Hammond M/14- Laszewski N/	1	11:55	1	10:41	01:14	8-4	4	0	1	0	1	2.4096
1- Starling J/2- Lubin V/10- Hammond M/14- Laszewski N/23- Goodwin D/	1	10:41	1	08:12	02:29	2-4	-2	4	0	1	0	0.6667
1- Starling J/5- Ryan C/10- Hammond M/14- Laszewski N/23- Goodwin D/	1	08:12	1	06:41	01:31	0-2	-2	1	0	0	0	0.0000
2- Lubin V/3- Wertz T/5- Ryan C/14- Laszewski N/23- Goodwin D/	1	06:41	1	04:34	02:07	4-8	-4	2	0	0	0	1.3333
2- Lubin V/3- Wertz T/5- Ryan C/10- Hammond M/23- Goodwin D/	1	04:34	1	02:37	01:57	0-2	-2	3	0	1	0	0.0000
1- Starling J/3- Wertz T/5- Ryan C/14- Laszewski N/23- Goodwin D/	1	02:37	1	00:39	01:58	4-4	0	0	0	0	1	1.3333
1- Starling J/2- Lubin V/5- Ryan C/14- Laszewski N/23- Goodwin D/	1	00:39	2	20:00	00:39	0-0	0	1	0	0	0	0.0000
1- Starling J/3- Wertz T/5- Ryan C/14- Laszewski N/23- Goodwin D/	2	20:00	2	13:17	06:43	10-17	-7	3	0	2	2	0.9091
2- Lubin V/5- Ryan C/10- Hammond M/14- Laszewski N/23- Goodwin D/	2	13:17	2	10:23	02:54	8-6	2	1	0	1	2	1.6000
1- Starling J/2- Lubin V/5- Ryan C/10- Hammond M/23- Goodwin D/	2	10:23	2	10:00	00:23	0-2	-2	0	0	0	0	0.0000
1- Starling J/2- Lubin V/5- Ryan C/10- Hammond M/14- Laszewski N/	2	10:00	2	09:14	00:46	0-2	-2	0	0	0	0	0.0000
1- Starling J/2- Lubin V/3- Wertz T/5- Ryan C/23- Goodwin D/	2	09:14	2	07:47	01:27	4-1	3	0	1	0	0	1.3333
1- Starling J/3- Wertz T/5- Ryan C/14- Laszewski N/23- Goodwin D/	2	07:47	2	04:18	03:29	3-3	0	4	0	0	1	0.6148
1- Starling J/2- Lubin V/3- Wertz T/5- Ryan C/23- Goodwin D/	2	04:18	2	02:50	01:28	2-2	0	2	0	0	1	2.0000
1- Starling J/3- Wertz T/5- Ryan C/14- Laszewski N/23- Goodwin D/	2	02:50	2	01:07	01:43	3-2	1	1	0	0	0	1.2295
1- Starling J/2- Lubin V/3- Wertz T/5- Ryan C/14- Laszewski N/	2	01:07	2	00:06	01:00	3-0	3	1	0	0	0	2.0833
1- Starling J/3- Wertz T/5- Ryan C/14- Laszewski N/23- Goodwin D/	2	00:06	2	00:00	00:07	0-0	0	0	0	1	0	0.0000



Notre Dame at Florida State

12/21/22 Donald L. Tucker Center, Tallahassee
2022-23 ACC Men's Basketball

Game Time: 8:30 PM
Game Duration: 1:54
Attendance: 6,394

Officials: Ted Valentine, Lee Cassell, Tony Henderson

Florida State

Lineup	Quarter On	Time On	Quarter Off	Time Off	Time on Court	Score	Score Diff	Reb	Stl	Tov	Ass	PPP
1- Warley J/ 3- Corhen C/ 4- Mills C/ 22- Green Jr. D/ 35- Cleveland M/	1	20:00	1	12:37	07:23	14-17	-3	4	1	0	3	1.2868
0- Jackson C/ 4- Mills C/ 5- Green D/ 22- Green Jr. D/ 35- Cleveland M/	1	12:37	1	11:55	00:42	2-4	-2	0	0	1	0	1.0638
0- Jackson C/ 5- Green D/ 12- House T/ 22- Green Jr. D/ 35- Cleveland M/	1	11:55	1	10:41	01:14	2-7	-5	0	0	1	1	1.0000
1- Warley J/ 3- Corhen C/ 4- Mills C/ 12- House T/ 35- Cleveland M/	1	10:41	1	09:13	01:28	2-3	-1	2	0	0	0	1.0000
1- Warley J/ 3- Corhen C/ 4- Mills C/ 12- House T/ 22- Green Jr. D/	1	09:13	1	06:41	02:32	4-0	4	3	1	0	1	1.3333
1- Warley J/ 4- Mills C/ 22- Green Jr. D/ 35- Cleveland M/ 51- Adebisi S/	1	06:41	1	04:34	02:07	8-4	4	1	0	0	2	2.0619
1- Warley J/ 3- Corhen C/ 4- Mills C/ 22- Green Jr. D/ 35- Cleveland M/	1	04:34	2	18:09	06:25	13-7	6	7	1	0	3	1.2597
1- Warley J/ 4- Mills C/ 5- Green D/ 22- Green Jr. D/ 35- Cleveland M/	2	18:09	2	13:17	04:52	10-7	3	4	1	1	2	1.2500
1- Warley J/ 3- Corhen C/ 4- Mills C/ 12- House T/ 22- Green Jr. D/	2	13:17	2	13:17	00:00	1-0	1	0	0	0	0	2.2727
0- Jackson C/ 3- Corhen C/ 4- Mills C/ 12- House T/ 22- Green Jr. D/	2	13:17	2	10:23	02:54	5-8	-3	1	0	0	1	1.2887
1- Warley J/ 3- Corhen C/ 4- Mills C/ 22- Green Jr. D/ 35- Cleveland M/	2	10:23	2	04:18	06:05	8-6	2	6	0	2	1	0.9009
0- Jackson C/ 3- Corhen C/ 4- Mills C/ 22- Green Jr. D/ 35- Cleveland M/	2	04:18	2	02:50	01:28	2-3	-1	0	0	0	1	1.0000
1- Warley J/ 3- Corhen C/ 4- Mills C/ 22- Green Jr. D/ 35- Cleveland M/	2	02:50	2	00:00	02:50	2-6	-4	1	1	0	0	0.5000



Officials: Ted Valentine, Lee Cassell, Tony Henderson

Notre Dame

Lineup	Time	Score	Score Diff	Pts/Min	Reb	Stl	Tov	Ass	PPP
1- Starling J/ 3- Wertz T/ 5- Ryan C/ 14- Laszewski N/ 23- Goodwin D/	21:23	37-40	-3	1.7303	13	0	4	7	1.1294
1- Starling J/ 2- Lubin V/ 3- Wertz T/ 5- Ryan C/ 23- Goodwin D/	02:55	7-3	4	2.4000	2	1	0	1	1.5766
2- Lubin V/ 5- Ryan C/ 10- Hammond M/ 14- Laszewski N/ 23- Goodwin D/	02:54	8-6	2	2.7586	1	0	1	2	1.6000
2- Lubin V/ 3- Wertz T/ 5- Ryan C/ 10- Hammond M/ 23- Goodwin D/	02:39	3-2	1	1.1321	3	0	1	1	0.6000
1- Starling J/ 2- Lubin V/ 10- Hammond M/ 14- Laszewski N/ 23- Goodwin D/	02:29	2-4	-2	0.8054	4	0	1	0	0.6667
2- Lubin V/ 3- Wertz T/ 5- Ryan C/ 14- Laszewski N/ 23- Goodwin D/	02:07	4-8	-4	1.8898	2	0	0	0	1.3333
1- Starling J/ 2- Lubin V/ 5- Ryan C/ 10- Hammond M/ 14- Laszewski N/	02:00	8-6	2	4.0000	0	1	0	1	1.8519
1- Starling J/ 5- Ryan C/ 10- Hammond M/ 14- Laszewski N/ 23- Goodwin D/	01:31	0-2	-2	0.0000	1	0	0	0	0.0000
1- Starling J/ 2- Lubin V/ 3- Wertz T/ 5- Ryan C/ 14- Laszewski N/	01:00	3-0	3	3.0000	1	0	0	0	2.0833
1- Starling J/ 2- Lubin V/ 5- Ryan C/ 14- Laszewski N/ 23- Goodwin D/	00:39	0-0	0	0.0000	1	0	0	0	0.0000
1- Starling J/ 2- Lubin V/ 5- Ryan C/ 10- Hammond M/ 23- Goodwin D/	00:23	0-2	-2	0.0000	0	0	0	0	0.0000



Officials: Ted Valentine, Lee Cassell, Tony Henderson

Florida State

Lineup	Time	Score	Score Diff	Pts/Min	Reb	Stl	Tov	Ass	PPP
1- Warley J/ 3- Corhen C/ 4- Mills C/ 22- Green Jr. D/ 35- Cleveland M/	22:43	37-36	1	1.6288	18	3	2	7	1.0857
1- Warley J/ 4- Mills C/ 5- Green D/ 22- Green Jr. D/ 35- Cleveland M/	04:52	10-7	3	2.0548	4	1	1	2	1.2500
0- Jackson C/ 3- Corhen C/ 4- Mills C/ 12- House T/ 22- Green Jr. D/	02:54	5-8	-3	1.7241	1	0	0	1	1.2887
1- Warley J/ 3- Corhen C/ 4- Mills C/ 12- House T/ 22- Green Jr. D/	02:32	5-0	5	1.9737	3	1	0	1	1.4535
1- Warley J/ 4- Mills C/ 22- Green Jr. D/ 35- Cleveland M/ 51- Adebisi S/	02:07	8-4	4	3.7795	1	0	0	2	2.0619
1- Warley J/ 3- Corhen C/ 4- Mills C/ 12- House T/ 35- Cleveland M/	01:28	2-3	-1	1.3636	2	0	0	0	1.0000
0- Jackson C/ 3- Corhen C/ 4- Mills C/ 22- Green Jr. D/ 35- Cleveland M/	01:28	2-3	-1	1.3636	0	0	0	1	1.0000
0- Jackson C/ 5- Green D/ 12- House T/ 22- Green Jr. D/ 35- Cleveland M/	01:14	2-7	-5	1.6216	0	0	1	1	1.0000
0- Jackson C/ 4- Mills C/ 5- Green D/ 22- Green Jr. D/ 35- Cleveland M/	00:42	2-4	-2	2.8571	0	0	1	0	1.0638