



Officials: Bert Smith, Brent Hampton, Jenna Reneau

Boston U. - 75

Record: 5-5

NO.	Name	Min	FG			Rebounds			Fouls		TP	AS	TO	ST	Blocks		+/-
			M-A	M-A	M-A	OR	DR	TOT	PF	FD					BS	BA	
3	Malcolm Chimezie	F 14:00	1-4	0-0	0-0	3	5	8	1	0	2	1	0	0	0	0	-16
5	Walter Whyte	F 30:31	4-12	2-6	3-4	2	3	5	3	2	13	1	1	1	0	1	-3
35	Fletcher Tynen	F 27:01	1-5	0-1	3-4	1	3	4	3	3	5	3	3	0	0	1	-8
0	Ethan Brittain-Watts	G 33:21	6-14	5-10	2-2	0	2	2	3	3	19	3	0	1	0	2	-8
15	Jonas Harper	G 28:10	1-6	1-5	1-2	0	0	0	3	2	4	0	2	1	0	0	-7
22	Anthony Morales	14:26	3-3	2-2	0-0	1	2	3	1	1	8	2	0	1	0	0	-6
24	Miles Brewster	13:53	2-2	0-0	1-2	0	4	4	3	1	5	3	1	1	1	0	-4
25	Nevin Zink	25:51	6-8	0-0	1-2	2	2	4	2	3	13	2	4	0	0	1	11
14	Nic Nobili	03:57	0-1	0-1	0-0	0	1	1	0	0	0	0	0	0	0	1	2
2	Caelan Jones	08:50	2-4	2-4	0-0	0	1	1	0	1	6	0	0	0	1	0	9
Team						1	2	3			0		0				
Totals			26-59	12-29	11-16	10	25	35	19	16	75	15	11	5	2	6	-6

Shooting By Period		
1 st FG%	11-31	35.5%
3PT%	4-13	30.8%
FT%	3-4	75%
2 nd FG%	15-28	53.6%
3PT%	8-16	50.0%
FT%	8-12	66.7%
GM FG%	26-59	44.1%
3PT%	12-29	41.4%
FT%	11-16	68.8%

Dead Ball Rebounds: 2, 0

Technical Fouls::NONE

Notre Dame - 81

Record: 7-2

NO.	Name	Min	FG			Rebounds			Fouls		TP	AS	TO	ST	Blocks		+/-
			M-A	M-A	M-A	OR	DR	TOT	PF	FD					BS	BA	
14	Nate Laszewski	F 26:29	4-5	0-1	1-1	0	9	9	2	4	9	2	2	0	0	0	14
1	JJ Starling	G 34:33	4-11	1-3	6-6	0	0	0	2	2	15	2	0	0	0	0	6
3	Trey Wertz	G 36:20	6-12	3-6	1-1	0	2	2	2	1	16	4	0	1	0	1	4
5	Cormac Ryan	G 31:26	6-7	4-4	5-6	2	3	5	4	4	21	3	1	4	1	0	9
23	Dane Goodwin	G 37:22	2-10	1-3	4-6	0	5	5	3	4	9	1	1	1	2	0	2
10	Marcus Hammond	15:34	1-4	0-0	0-0	0	1	1	0	1	2	1	2	1	0	0	0
2	Ven-Allen Lubin	18:16	3-4	0-0	3-4	1	4	5	3	3	9	0	0	1	3	1	-5
Team						2	2	4			0		2				
Totals			26-53	9-17	20-24	5	26	31	16	19	81	13	8	8	6	2	6

Shooting By Period		
1 st FG%	13-28	46.4%
3PT%	5-10	50.0%
FT%	5-5	100%
2 nd FG%	13-25	52.0%
3PT%	4-7	57.1%
FT%	15-19	78.9%
GM FG%	26-53	49.1%
3PT%	9-17	52.9%
FT%	20-24	83.3%

Dead Ball Rebounds: 1, 0

Technical Fouls::NONE

	BOS	ND
Biggest lead	2 (2 nd 17:40)	16 (2 nd 11:22)
Best Scoring Run	9 (2 nd 18:58)	11 (1 st 7:24)
Lead Changes	4	
Times Tied	0	
Time with Lead	01:17	37:12

Points from	BOS	ND
Turnovers	12	14
Paint	24	22
Second Chance	6	14
Fast Breaks	5	11
Bench	32	11

	Period by Period Scoring		
	1st	2nd	TOT
BOS	29	46	75
ND	36	45	81



Period 1

Quarter Starters:

ND	1 Starling J	3 Wertz T	5 Ryan C	14 Laszewski N	23 Goodwin D
BOS	0 Brittain-Watts E	3 Chimezie M	5 Whyte W	15 Harper J	35 Tynen F

Game Time	ND	Score	Diff	BOS
20:00	14 LASZEWSKI N jumpball lost			3 CHIMEZIE M jumpball won
19:43				3 CHIMEZIE M 2pt FG in the paint, hook shot missed
19:40	defensive rebound (1)			
19:10	turnover shot clock (1)			
18:56				0 BRITTAIN-WATTS E 2pt FG from turnover in the paint, jump shot missed
18:53	14 LASZEWSKI N defensive rebound (1)			
18:29	14 LASZEWSKI N 2pt FG in the paint, jump shot made (2)	2-0	2	
18:11		2-3	-1	0 BRITTAIN-WATTS E 3pt FG , jump shot made (3)
18:11				5 WHYTE W assist (1)
18:03	23 GOODWIN D 3pt FG , jump shot missed			
18:00				3 CHIMEZIE M defensive rebound (1)
17:52				5 WHYTE W 3pt FG , jump shot missed
17:48	23 GOODWIN D defensive rebound (1)			
17:38	5 RYAN C 2pt FG outside the paint, pull up jump shot made (2)	4-3	1	
17:14				35 TYNEN F 2pt FG outside the paint, pull up jump shot missed
17:11	14 LASZEWSKI N defensive rebound (2)			
17:05	5 RYAN C 2pt FG outside the paint, pull up jump shot missed			
17:02				0 BRITTAIN-WATTS E defensive rebound (1)
16:36				3 CHIMEZIE M 2pt FG in the paint, hook shot missed
16:32	14 LASZEWSKI N defensive rebound (3)			
16:28	1 STARLING J 2pt FG in the paint, jump shot missed			
16:25				3 CHIMEZIE M defensive rebound (2)
16:06				5 WHYTE W 2pt FG in the paint, driving layup missed
16:02				5 WHYTE W offensive rebound (1)
16:02				5 WHYTE W 2pt FG second chance in the paint, layup missed
15:58				3 CHIMEZIE M offensive rebound (3)
15:57				0 BRITTAIN-WATTS E 3pt FG second chance, jump shot missed
15:57	23 GOODWIN D defensive rebound (2)			
15:57	23 GOODWIN D foul drawn (1)			3 CHIMEZIE M foul personal (1 - 1)
15:57	Timeout media			
15:57	3 WERTZ T substitution out			
15:57	10 HAMMOND M substitution in			
15:57				3 CHIMEZIE M substitution out
15:57				15 HARPER J substitution out
15:57				35 TYNEN F substitution out
15:57				22 MORALES A substitution in
15:57				24 BREWSTER M substitution in
15:57				25 ZINK N substitution in
15:33	5 RYAN C 3pt FG , jump shot made (5)	7-3	4	
15:33	14 LASZEWSKI N assist (1)			
15:15				5 WHYTE W 2pt FG in the paint, layup blocked
15:15	5 RYAN C block (1)			



Boston U. at Notre Dame

12/07/22 Purcell Pavilion at the Joyce Center, Notre Dame
2022-23 Men's Basketball

Game Time: 7:00 PM
Game Duration: 1:55
Attendance: 4,986

Officials: Bert Smith, Brent Hampton, Jenna Reneau

Game Time	ND	Score	Diff	BOS
15:12	23 GOODWIN D defensive rebound (3)			
15:02	23 GOODWIN D 2pt FG in the paint, turnaround jump shot missed			
14:58				25 ZINK N defensive rebound (1)
14:52				25 ZINK N turnover bad pass (1)
14:52	1 STARLING J substitution out			
14:52	23 GOODWIN D substitution out			
14:52	2 LUBIN V substitution in			
14:52	3 WERTZ T substitution in			
14:40	3 WERTZ T 2pt FG from turnover in the paint, layup missed			
14:40	offensive dead ball rebound (1)			
14:40	jump ball situation			
14:40				0 BRITTAIN-WATTS E substitution out
14:40				5 WHYTE W substitution out
14:40				14 NOBILI N substitution in
14:40				15 HARPER J substitution in
14:33	5 RYAN C 3pt FG second chance, jump shot made (8)	10-3	7	
14:33	3 WERTZ T assist (1)			
14:30				Timeout 30 Sec
14:15	3 WERTZ T steal (1)			25 ZINK N turnover bad pass (2)
14:01	10 HAMMOND M 2pt FG from turnover outside the paint, jump shot missed			
13:58				14 NOBILI N defensive rebound (1)
13:52		10-5	5	25 ZINK N 2pt FG outside the paint, hook shot made (2)
13:52				24 BREWSTER M assist (1)
13:39	14 LASZEWSKI N 3pt FG , jump shot missed			
13:36				22 MORALES A defensive rebound (1)
13:31	2 LUBIN V foul drawn (1)			25 ZINK N foul offensive (1 - 2)
13:31				25 ZINK N turnover offensive (3)
13:31	5 RYAN C substitution out			
13:31	14 LASZEWSKI N substitution out			
13:31	1 STARLING J substitution in			
13:31	23 GOODWIN D substitution in			
13:14	23 GOODWIN D 3pt FG from turnover, jump shot missed			
13:10				24 BREWSTER M defensive rebound (1)
13:04				25 ZINK N 2pt FG in the paint, layup blocked
13:04	2 LUBIN V block (1)			
13:04				offensive rebound (10)
12:47				14 NOBILI N 3pt FG second chance, jump shot blocked
12:47	23 GOODWIN D block (1)			
12:42	3 WERTZ T defensive rebound (1)			
12:31	3 WERTZ T 2pt FG in the paint, driving layup made (2)	12-5	7	
12:20		12-8	4	22 MORALES A 3pt FG , jump shot made (3)
11:57	2 LUBIN V 2pt FG outside the paint, jump shot made (2)	14-8	6	
11:57	3 WERTZ T assist (2)			
11:37		14-10	4	24 BREWSTER M 2pt FG in the paint, driving layup made (2)
11:21	10 HAMMOND M turnover lost ball (1)			24 BREWSTER M steal (1)
11:11		14-12	2	25 ZINK N 2pt FG from turnover in the paint, layup made (4)
11:11				22 MORALES A assist (1)
10:43	2 LUBIN V foul drawn (2)			24 BREWSTER M foul shooting (1 - 3)



Official Basketball Play by Play - First Half
Boston U. at Notre Dame
 12/07/22 Purcell Pavilion at the Joyce Center, Notre Dame
 2022-23 Men's Basketball

Game Time: 7:00 PM
Game Duration: 1:55
Attendance: 4,986

Officials: Bert Smith, Brent Hampton, Jenna Reneau

Game Time	ND	Score	Diff	BOS
10:43	Timeout media			
10:43	10 HAMMOND M substitution out			
10:43	5 RYAN C substitution in			
10:43				14 NOBILI N substitution out
10:43				22 MORALES A substitution out
10:43				24 BREWSTER M substitution out
10:43				25 ZINK N substitution out
10:43				0 BRITTAIN-WATTS E substitution in
10:43				3 CHIMEZIE M substitution in
10:43				5 WHYTE W substitution in
10:43				35 TYNEN F substitution in
10:43	2 LUBIN V free throw 1 - 2 made (3)	15-12	3	
10:43	2 LUBIN V free throw 2 - 2 made (4)	16-12	4	
10:43	2 LUBIN V substitution out			
10:43	14 LASZEWSKI N substitution in			
10:16		16-14	2	5 WHYTE W 2pt FG in the paint, jump shot made (2)
09:50	1 STARLING J 3pt FG , jump shot made (3)	19-14	5	
09:50	14 LASZEWSKI N assist (2)			
09:30	5 RYAN C steal (1)			15 HARPER J turnover lost ball (1)
09:26	5 RYAN C turnover bad pass (1)			15 HARPER J steal (1)
09:21				5 WHYTE W 3pt FG from turnover, jump shot missed
09:19	defensive rebound (9)			
09:06	1 STARLING J foul drawn (1)			15 HARPER J foul shooting (1 - 4)
09:06	1 STARLING J free throw 1 - 2 made (4)	20-14	6	
09:06	1 STARLING J free throw 2 - 2 made (5)	21-14	7	
08:39				15 HARPER J 3pt FG , jump shot missed
08:34	14 LASZEWSKI N defensive rebound (4)			
08:30	5 RYAN C 3pt FG , jump shot made (11)	24-14	10	
08:30	1 STARLING J assist (1)			
08:11				35 TYNEN F 2pt FG in the paint, jump shot missed
08:08	14 LASZEWSKI N defensive rebound (5)			
08:03	1 STARLING J 3pt FG , jump shot missed			
08:00				3 CHIMEZIE M defensive rebound (4)
07:55				15 HARPER J 3pt FG , jump shot missed
07:52				3 CHIMEZIE M offensive rebound (5)
07:45				3 CHIMEZIE M 2pt FG second chance in the paint, hook shot missed
07:41	5 RYAN C defensive rebound (1)			
07:24	23 GOODWIN D 3pt FG , jump shot made (3)	27-14	13	
07:24	5 RYAN C assist (1)			
07:08		27-17	10	0 BRITTAIN-WATTS E 3pt FG , jump shot made (6)
07:08				3 CHIMEZIE M assist (1)
06:48	1 STARLING J 2pt FG in the paint, driving layup made (7)	29-17	12	
06:29				0 BRITTAIN-WATTS E 3pt FG , jump shot missed
06:26	14 LASZEWSKI N defensive rebound (6)			
06:18	1 STARLING J 2pt FG in the paint, driving layup missed			
06:16				3 CHIMEZIE M defensive rebound (6)
06:11				5 WHYTE W 3pt FG , jump shot missed
06:07	14 LASZEWSKI N defensive rebound (7)			



Official Basketball Play by Play - First Half
Boston U. at Notre Dame
 12/07/22 Purcell Pavilion at the Joyce Center, Notre Dame
 2022-23 Men's Basketball

Game Time: 7:00 PM
Game Duration: 1:55
Attendance: 4,986

Officials: Bert Smith, Brent Hampton, Jenna Reneau

Game Time	ND	Score	Diff	BOS
05:50	23 GOODWIN D 2pt FG in the paint, jump shot missed			
05:47				3 CHIMEZIE M defensive rebound (7)
05:28		29-19	10	5 WHYTE W 2pt FG in the paint, driving layup made (4)
05:08	14 LASZEWSKI N 2pt FG outside the paint, floating jump shot made (4)	31-19	12	
04:45		31-21	10	0 BRITTAIN-WATTS E 2pt FG in the paint, driving layup made (8)
04:18	1 STARLING J 2pt FG outside the paint, step back jump shot missed			
04:15				35 TYNEN F defensive rebound (1)
04:08				35 TYNEN F 2pt FG in the paint, turnaround jump shot blocked
04:08	23 GOODWIN D block (2)			
04:06	14 LASZEWSKI N defensive rebound (8)			
04:05	Timeout 30 Sec			
04:05	1 STARLING J substitution out			
04:05	3 WERTZ T substitution out			
04:05	2 LUBIN V substitution in			
04:05	10 HAMMOND M substitution in			
04:05				3 CHIMEZIE M substitution out
04:05				5 WHYTE W substitution out
04:05				15 HARPER J substitution out
04:05				35 TYNEN F substitution out
04:05				2 JONES C substitution in
04:05				22 MORALES A substitution in
04:05				24 BREWSTER M substitution in
04:05				25 ZINK N substitution in
03:40	14 LASZEWSKI N foul offensive (1 - 1)			0 BRITTAIN-WATTS E foul drawn (1)
03:40	14 LASZEWSKI N turnover offensive (1)			
03:40	Timeout media			
03:17		31-24	7	22 MORALES A 3pt FG from turnover, jump shot made (6)
03:17				0 BRITTAIN-WATTS E assist (1)
02:44	14 LASZEWSKI N 2pt FG outside the paint, turnaround jump shot made (6)	33-24	9	
02:44	14 LASZEWSKI N foul drawn (1)			22 MORALES A foul shooting (1 - 5)
02:44	2 LUBIN V substitution out			
02:44	5 RYAN C substitution out			
02:44	1 STARLING J substitution in			
02:44	3 WERTZ T substitution in			
02:44	14 LASZEWSKI N free throw 1 - 1 made (7)	34-24	10	
02:27		34-26	8	25 ZINK N 2pt FG in the paint, layup made (6)
02:07	23 GOODWIN D 2pt FG in the paint, turnaround jump shot missed			
02:06				24 BREWSTER M defensive rebound (2)
02:06	23 GOODWIN D foul personal (1 - 2)			2 JONES C foul drawn (1)
01:36				2 JONES C 3pt FG , jump shot missed
01:33	3 WERTZ T defensive rebound (2)			
01:24	1 STARLING J 3pt FG , jump shot missed			
01:20				24 BREWSTER M defensive rebound (3)
01:15	14 LASZEWSKI N foul personal (2 - 3)			25 ZINK N foul drawn (1)
01:15	14 LASZEWSKI N substitution out			
01:15	2 LUBIN V substitution in			



Official Basketball Play by Play - First Half
Boston U. at Notre Dame
 12/07/22 Purcell Pavilion at the Joyce Center, Notre Dame
 2022-23 Men's Basketball

Game Time: 7:00 PM
Game Duration: 1:55
Attendance: 4,986

Officials: Bert Smith, Brent Hampton, Jenna Reneau

Game Time	ND	Score	Diff	BOS
01:07	2 LUBIN V steal (1)			24 BREWSTER M turnover bad pass (1)
01:01	2 LUBIN V 2pt FG from turnover in the paint, layup blocked			
01:01				2 JONES C block (1)
01:01	offensive rebound (17)			
01:00				24 BREWSTER M substitution out
01:00				15 HARPER J substitution in
00:58	23 GOODWIN D 2pt FG from turnover second chance outside the paint, pull up jump shot made (5)	36-26	10	
00:58	3 WERTZ T assist (3)			
00:38	2 LUBIN V foul shooting (1 - 4)			0 BRITAIN-WATTS E foul drawn (2)
00:38		36-27	9	0 BRITAIN-WATTS E free throw 1 - 2 made (9)
00:38	2 LUBIN V substitution out			
00:38	10 HAMMOND M substitution out			
00:38	5 RYAN C substitution in			
00:38	14 LASZEWSKI N substitution in			
00:38				2 JONES C substitution out
00:38				22 MORALES A substitution out
00:38				5 WHYTE W substitution in
00:38				24 BREWSTER M substitution in
00:38		36-28	8	0 BRITAIN-WATTS E free throw 2 - 2 made (10)
00:08	turnover shot clock (5)			
00:07	14 LASZEWSKI N substitution out			
00:07	2 LUBIN V substitution in			
00:03	2 LUBIN V foul shooting (2 - 5)			24 BREWSTER M foul drawn (1)
00:03		36-29	7	24 BREWSTER M free throw fast break 1 - 2 made (3)
00:03				24 BREWSTER M free throw fast break 2 - 2 missed
00:01	23 GOODWIN D defensive rebound (4)			
END OF PERIOD				
ND 36-29 BOS				



Boston U. at Notre Dame

12/07/22 Purcell Pavilion at the Joyce Center, Notre Dame
2022-23 Men's Basketball

Game Time: 7:00 PM
Game Duration: 1:55
Attendance: 4,986

Officials: Bert Smith, Brent Hampton, Jenna Reneau

Boston U. - 29

NO.	Name	Min	FG			Rebounds			Fouls		TP	AS	TO	ST	Blocks		+/-
			M-A	3P	FT	OR	DR	TOT	PF	FD					BS	BA	
3	Malcolm Chimezie	F 10:41	0-3	0-0	0-0	2	5	7	1	0	0	1	0	0	0	0	-9
5	Walter Whyte	F 12:36	2-8	0-3	0-0	1	0	1	0	0	4	1	0	0	0	1	-10
35	Fletcher Tynen	F 10:41	0-3	0-0	0-0	0	1	1	0	0	0	0	0	0	0	1	-9
0	Ethan Brittain-Watts	G 16:03	3-6	2-4	2-2	0	1	1	0	2	10	1	0	0	0	0	-9
15	Jonas Harper	G 15:38	0-2	0-2	0-0	0	0	0	1	0	0	0	1	1	0	0	-6
22	Anthony Morales	08:41	2-2	2-2	0-0	0	1	1	1	0	6	1	0	0	0	0	0
24	Miles Brewster	08:57	1-1	0-0	1-2	0	3	3	1	1	3	1	1	1	0	0	3
25	Nevin Zink	09:19	3-4	0-0	0-0	0	1	1	1	1	6	0	3	0	0	1	2
14	Nic Nobili	03:57	0-1	0-1	0-0	0	1	1	0	0	0	0	0	0	0	1	2
2	Caelan Jones	03:27	0-1	0-1	0-0	0	0	0	0	1	0	0	0	0	1	0	1
Team						1	0	1			0		0				
Totals			11-31	4-13	3-4	4	13	17	5	5	29	5	5	2	1	4	-7

Shooting By Period		
1st FG%	11-31	35.5%
3PT%	4-13	30.8%
FT%	3-4	75%
GM FG%	11-31	35.5%
3PT%	4-13	30.8%
FT%	3-4	75.0%

Dead Ball Rebounds: 0, 0

Technical Fouls::NONE

Notre Dame - 36

NO.	Name	Min	FG			Rebounds			Fouls		TP	AS	TO	ST	Blocks		+/-
			M-A	3P	FT	OR	DR	TOT	PF	FD					BS	BA	
14	Nate Laszewski	F 16:28	3-4	0-1	1-1	0	8	8	2	1	7	2	1	0	0	0	8
1	JJ Starling	G 17:18	2-7	1-3	2-2	0	0	0	0	1	7	1	0	0	0	0	7
3	Trey Wertz	G 17:34	1-2	0-0	0-0	0	2	2	0	0	2	3	0	1	0	0	5
5	Cormac Ryan	G 15:06	4-5	3-3	0-0	0	1	1	0	0	11	1	1	1	1	0	10
23	Dane Goodwin	G 18:39	2-7	1-3	0-0	0	4	4	1	1	5	0	0	0	2	0	6
10	Marcus Hammond	08:41	0-1	0-0	0-0	0	0	0	0	0	0	0	1	0	0	0	0
2	Ven-Allen Lubin	06:14	1-2	0-0	2-2	0	0	0	2	2	4	0	0	1	1	1	-1
Team						1	2	3			0		2				
Totals			13-28	5-10	5-5	1	17	18	5	5	36	7	5	3	4	1	7

Shooting By Period		
1st FG%	13-28	46.4%
3PT%	5-10	50.0%
FT%	5-5	100%
GM FG%	13-28	46.4%
3PT%	5-10	50.0%
FT%	5-5	100.0%

Dead Ball Rebounds: 1, 0

Technical Fouls::NONE

	BOS	ND
Biggest lead	1 (1 st 18:11)	13 (1 st 7:24)
Best Scoring Run	5 (1 st 3:17)	11 (1 st 7:24)
Lead Changes	2	
Times Tied	0	
Time with Lead	00:33	17:56

	BOS	ND
Points from		
Turnovers	6	2
Paint	12	6
Second Chance	0	5
Fast Breaks	1	0
Bench	15	4

	Period by Period Scoring		
	1st	2nd	TOT
BOS	29	46	75
ND	36	45	81



Period 2

Quarter Starters:

ND	1 Starling J	3 Wertz T	5 Ryan C	14 Laszewski N	23 Goodwin D
BOS	0 Brittain-Watts E	5 Whyte W	15 Harper J	25 Zink N	35 Tynen F

Game Time	ND	Score	Diff	BOS
20:00	2 LUBIN V substitution out			
20:00	14 LASZEWSKI N substitution in			
20:00				24 BREWSTER M substitution out
20:00				35 TYNEN F substitution in
19:33		36-32	4	0 BRITTAIN-WATTS E 3pt FG , jump shot made (13)
19:13	14 LASZEWSKI N turnover bad pass (2)			0 BRITTAIN-WATTS E steal (1)
18:58		36-35	1	0 BRITTAIN-WATTS E 3pt FG from turnover, jump shot made (16)
18:58				25 ZINK N assist (1)
18:38	1 STARLING J 2pt FG outside the paint, floating jump shot made (9)	38-35	3	
18:18		38-37	1	35 TYNEN F 2pt FG outside the paint, pull up jump shot made (2)
18:18				25 ZINK N assist (2)
17:51	1 STARLING J 2pt FG in the paint, turnaround jump shot missed			
17:47				35 TYNEN F defensive rebound (2)
17:40		38-40	-2	5 WHYTE W 3pt FG , jump shot made (7)
17:40				35 TYNEN F assist (1)
17:15	14 LASZEWSKI N foul drawn (2)			0 BRITTAIN-WATTS E foul personal (1 - 1)
16:56	5 RYAN C 3pt FG , jump shot made (14)	41-40	1	
16:56	23 GOODWIN D assist (1)			
16:43				15 HARPER J 2pt FG in the paint, driving layup missed
16:40	5 RYAN C defensive rebound (2)			
16:37	3 WERTZ T 3pt FG fast break, jump shot made (5)	44-40	4	
16:37	5 RYAN C assist (2)			
16:10	5 RYAN C steal (2)			25 ZINK N turnover bad pass (4)
16:04	3 WERTZ T 3pt FG fast break from turnover, jump shot made (8)	47-40	7	
16:04	5 RYAN C assist (3)			
15:42		47-42	5	25 ZINK N 2pt FG in the paint, hook shot made (8)
15:42				35 TYNEN F assist (2)
15:25	14 LASZEWSKI N 2pt FG in the paint, layup made (9)	49-42	7	
15:25	3 WERTZ T assist (4)			
15:12	5 RYAN C foul drawn (1)			5 WHYTE W foul offensive (1 - 2)
15:12				5 WHYTE W turnover offensive (1)
15:12	Timeout media			
15:12				5 WHYTE W substitution out
15:12				15 HARPER J substitution out
15:12				25 ZINK N substitution out
15:12				3 CHIMEZIE M substitution in
15:12				22 MORALES A substitution in
15:12				24 BREWSTER M substitution in
14:57	3 WERTZ T 2pt FG from turnover in the paint, driving layup made (10)	51-42	9	
14:57	3 WERTZ T foul drawn (1)			24 BREWSTER M foul shooting (2 - 3)



Official Basketball Play by Play - Second Half
Boston U. at Notre Dame
 12/07/22 Purcell Pavilion at the Joyce Center, Notre Dame
 2022-23 Men's Basketball

Game Time: 7:00 PM
Game Duration: 1:55
Attendance: 4,986

Officials: Bert Smith, Brent Hampton, Jenna Reneau

Game Time	ND	Score	Diff	BOS
14:57	3 WERTZ T free throw 1 - 1 made (11)	52-42	10	
14:42	5 RYAN C steal (3)			35 TYNEN F turnover lost ball (1)
14:24	1 STARLING J substitution out			
14:24	23 GOODWIN D substitution out			
14:24	2 LUBIN V substitution in			
14:24	10 HAMMOND M substitution in			
14:17	10 HAMMOND M 2pt FG from turnover outside the paint, step back jump shot missed			
14:14	5 RYAN C offensive rebound (3)			
14:12	5 RYAN C 2pt FG from turnover second chance in the paint, driving layup made (16)	54-42	12	
13:55		54-44	10	22 MORALES A 2pt FG in the paint, layup made (8)
13:55				24 BREWSTER M assist (2)
13:39	3 WERTZ T 2pt FG in the paint, driving layup blocked			
13:39				24 BREWSTER M block (1)
13:39	offensive rebound (21)			
13:22	3 WERTZ T 3pt FG second chance, jump shot made (14)	57-44	13	
13:07	5 RYAN C foul personal (1 - 1)			35 TYNEN F foul drawn (1)
13:07	3 WERTZ T substitution out			
13:07	5 RYAN C substitution out			
13:07	1 STARLING J substitution in			
13:07	23 GOODWIN D substitution in			
13:07				24 BREWSTER M substitution out
13:07				35 TYNEN F substitution out
13:07				5 WHYTE W substitution in
13:07				15 HARPER J substitution in
13:02				0 BRITTAIN-WATTS E 2pt FG in the paint, driving layup blocked
13:02	2 LUBIN V block (2)			
12:59				22 MORALES A offensive rebound (2)
12:58				5 WHYTE W 3pt FG second chance, jump shot missed
12:54	2 LUBIN V defensive rebound (1)			
12:42	2 LUBIN V 2pt FG in the paint, layup made (6)	59-44	15	
12:42	1 STARLING J assist (2)			
12:24	1 STARLING J foul personal (1 - 2)			15 HARPER J foul drawn (1)
12:14				5 WHYTE W 2pt FG in the paint, turnaround jump shot missed
12:10				3 CHIMEZIE M offensive rebound (8)
12:09		59-46	13	3 CHIMEZIE M 2pt FG second chance in the paint, layup made (2)
11:53	23 GOODWIN D foul drawn (2)			0 BRITTAIN-WATTS E foul shooting (2 - 4)
11:53	Timeout media			
11:53	14 LASZEWSKI N substitution out			
11:53	3 WERTZ T substitution in			
11:53				0 BRITTAIN-WATTS E substitution out
11:53				24 BREWSTER M substitution in
11:53	23 GOODWIN D free throw 1 - 2 made (6)	60-46	14	
11:53				3 CHIMEZIE M substitution out
11:53				25 ZINK N substitution in
11:53	23 GOODWIN D free throw 2 - 2 missed			
11:52				5 WHYTE W defensive rebound (2)
11:27				15 HARPER J 3pt FG , jump shot missed



Official Basketball Play by Play - Second Half
Boston U. at Notre Dame
 12/07/22 Purcell Pavilion at the Joyce Center, Notre Dame
 2022-23 Men's Basketball

Game Time: 7:00 PM
Game Duration: 1:55
Attendance: 4,986

Officials: Bert Smith, Brent Hampton, Jenna Reneau

Game Time	ND	Score	Diff	BOS
11:24	10 HAMMOND M defensive rebound (1)			
11:22	3 WERTZ T 2pt FG fast break in the paint, layup made (16)	62-46	16	
11:22	10 HAMMOND M assist (1)			
10:57	10 HAMMOND M steal (1)			15 HARPER J turnover bad pass (2)
10:57	10 HAMMOND M foul drawn (1)			24 BREWSTER M foul personal (3 - 5)
10:47	10 HAMMOND M turnover bad pass (2)			22 MORALES A steal (1)
10:42		62-48	14	24 BREWSTER M 2pt FG fast break from turnover in the paint, driving layup made (5)
10:42				22 MORALES A assist (2)
10:22	10 HAMMOND M 2pt FG in the paint, driving layup made (2)	64-48	16	
10:05		64-51	13	15 HARPER J 3pt FG , jump shot made (3)
10:05				24 BREWSTER M assist (3)
09:39	3 WERTZ T 3pt FG , jump shot missed			
09:35				22 MORALES A defensive rebound (3)
09:27	23 GOODWIN D foul personal (2 - 3)			22 MORALES A foul drawn (1)
09:27	2 LUBIN V substitution out			
09:27	10 HAMMOND M substitution out			
09:27	5 RYAN C substitution in			
09:27	14 LASZEWSKI N substitution in			
09:27				22 MORALES A substitution out
09:27				35 TYNEN F substitution in
09:11	3 WERTZ T foul shooting (1 - 4)			15 HARPER J foul drawn (2)
09:11				15 HARPER J free throw 1 - 2 missed
09:11				offensive dead ball rebound (1)
09:11				24 BREWSTER M substitution out
09:11				0 BRITTAIN-WATTS E substitution in
09:11		64-52	12	15 HARPER J free throw 2 - 2 made (4)
08:59	14 LASZEWSKI N foul drawn (3)			15 HARPER J foul personal (2 - 6)
08:47	1 STARLING J 2pt FG in the paint, driving layup made (11)	66-52	14	
08:29				0 BRITTAIN-WATTS E 3pt FG , jump shot missed
08:26	14 LASZEWSKI N defensive rebound (9)			
08:11	1 STARLING J foul drawn (2)			15 HARPER J foul personal (3 - 7)
08:11				15 HARPER J substitution out
08:11				2 JONES C substitution in
08:11	1 STARLING J 1&1 free throw 1 made (12)	67-52	15	
08:11	1 STARLING J 1&1 free throw 2 made (13)	68-52	16	
08:01		68-55	13	2 JONES C 3pt FG , jump shot made (3)
08:01				0 BRITTAIN-WATTS E assist (2)
07:33	14 LASZEWSKI N foul drawn (4)			35 TYNEN F foul personal (1 - 8)
07:33	Timeout media			
07:33	14 LASZEWSKI N substitution out			
07:33	2 LUBIN V substitution in			
07:33	1 STARLING J 1&1 free throw 1 made (14)	69-55	14	
07:33	1 STARLING J 1&1 free throw 2 made (15)	70-55	15	
07:05				35 TYNEN F 3pt FG , jump shot missed
07:02	2 LUBIN V defensive rebound (2)			
06:41	3 WERTZ T 3pt FG , jump shot missed			
06:39				defensive rebound (23)
06:39	2 LUBIN V foul personal (3 - 5)			0 BRITTAIN-WATTS E foul drawn (3)



Official Basketball Play by Play - Second Half
Boston U. at Notre Dame
 12/07/22 Purcell Pavilion at the Joyce Center, Notre Dame
 2022-23 Men's Basketball

Game Time: 7:00 PM
Game Duration: 1:55
Attendance: 4,986

Officials: Bert Smith, Brent Hampton, Jenna Reneau

Game Time	ND	Score	Diff	BOS
06:25	5 RYAN C foul personal (2 - 6)			25 ZINK N foul drawn (2)
06:21		70-58	12	0 BRITAIN-WATTS E 3pt FG , jump shot made (19)
05:45	23 GOODWIN D 2pt FG in the paint, turnaround jump shot missed			
05:42	2 LUBIN V offensive rebound (3)			
05:41	2 LUBIN V 2pt FG second chance in the paint, layup made (8)	72-58	14	
05:18		72-60	12	25 ZINK N 2pt FG in the paint, hook shot made (10)
05:03	3 WERTZ T 3pt FG , jump shot missed			
05:00				35 TYNEN F defensive rebound (3)
04:58	5 RYAN C foul shooting (3 - 7)			35 TYNEN F foul drawn (2)
04:58		72-61	11	35 TYNEN F free throw fast break 1 - 2 made (3)
04:58		72-62	10	35 TYNEN F free throw fast break 2 - 2 made (4)
04:32	1 STARLING J 2pt FG outside the paint, pull up jump shot missed			
04:28				25 ZINK N defensive rebound (2)
04:16	1 STARLING J foul shooting (2 - 8)			35 TYNEN F foul drawn (3)
04:16		72-63	9	35 TYNEN F free throw 1 - 2 made (5)
04:16	1 STARLING J substitution out			
04:16	10 HAMMOND M substitution in			
04:16				35 TYNEN F free throw 2 - 2 missed
04:13				5 WHYTE W offensive rebound (3)
04:12		72-66	6	2 JONES C 3pt FG second chance, jump shot made (6)
04:12				35 TYNEN F assist (3)
04:05	Timeout 30 Sec			
03:44	10 HAMMOND M 2pt FG in the paint, driving layup missed			
03:41				2 JONES C defensive rebound (1)
03:26				2 JONES C 3pt FG , jump shot missed
03:23				25 ZINK N offensive rebound (3)
03:22				25 ZINK N 2pt FG second chance in the paint, layup missed
03:19	2 LUBIN V defensive rebound (4)			
03:01	23 GOODWIN D 2pt FG outside the paint, turnaround jump shot missed			
02:57				0 BRITAIN-WATTS E defensive rebound (2)
02:49	5 RYAN C steal (4)			35 TYNEN F turnover bad pass (2)
02:48	5 RYAN C foul drawn (2)			5 WHYTE W foul personal (2 - 9)
02:48				Timeout media
02:48	10 HAMMOND M substitution out			
02:48	1 STARLING J substitution in			
02:48				2 JONES C substitution out
02:48				15 HARPER J substitution in
02:48	5 RYAN C 1&1 free throw 1 made (17)	73-66	7	
02:48	5 RYAN C 1&1 free throw 2 made (18)	74-66	8	
02:34		74-68	6	25 ZINK N 2pt FG in the paint, hook shot made (12)
02:01	23 GOODWIN D foul drawn (3)			5 WHYTE W foul shooting (3 - 10)
02:01	23 GOODWIN D free throw 1 - 2 made (7)	75-68	7	
02:01	23 GOODWIN D free throw 2 - 2 missed			
01:59				5 WHYTE W defensive rebound (4)
01:46	5 RYAN C foul shooting (4 - 9)			5 WHYTE W foul drawn (1)
01:46		75-69	6	5 WHYTE W free throw 1 - 2 made (8)
01:46		75-70	5	5 WHYTE W free throw 2 - 2 made (9)



Official Basketball Play by Play - Second Half
Boston U. at Notre Dame
 12/07/22 Purcell Pavilion at the Joyce Center, Notre Dame
 2022-23 Men's Basketball

Game Time: 7:00 PM
Game Duration: 1:55
Attendance: 4,986

Officials: Bert Smith, Brent Hampton, Jenna Reneau

Game Time	ND	Score	Diff	BOS
01:27	23 GOODWIN D 2pt FG in the paint, turnaround jump shot missed			
01:26	5 RYAN C offensive rebound (4)			
01:26	5 RYAN C foul drawn (3)			35 TYNEN F foul personal (2 - 11)
01:25	5 RYAN C free throw 1 - 2 made (19)	76-70	6	
01:25	5 RYAN C free throw 2 - 2 made (20)	77-70	7	
01:25	Timeout 30 Sec			
01:16				0 BRITTAİN-WATTS E 2pt FG outside the paint, turnaround jump shot missed
01:15				25 ZINK N offensive rebound (4)
01:15	3 WERTZ T foul personal (2 - 10)			25 ZINK N foul drawn (3)
01:15				25 ZINK N free throw 1 - 2 missed
01:15				offensive dead ball rebound (2)
01:15		77-71	6	25 ZINK N free throw 2 - 2 made (13)
01:11	23 GOODWIN D turnover lost ball (1)			5 WHYTE W steal (1)
01:11	23 GOODWIN D foul personal (3 - 11)			5 WHYTE W foul drawn (2)
01:11		77-72	5	5 WHYTE W free throw 1 - 2 made (10)
01:11	2 LUBIN V substitution out			
01:11	10 HAMMOND M substitution in			
01:11				5 WHYTE W free throw 2 - 2 missed
01:10	23 GOODWIN D defensive rebound (5)			
00:43	3 WERTZ T 2pt FG outside the paint, step back jump shot missed			
00:42				defensive rebound (32)
00:42	10 HAMMOND M substitution out			
00:42	2 LUBIN V substitution in			
00:33				0 BRITTAİN-WATTS E 3pt FG , jump shot blocked
00:33	2 LUBIN V block (3)			
00:31	2 LUBIN V defensive rebound (5)			
00:31	2 LUBIN V foul drawn (3)			0 BRITTAİN-WATTS E foul personal (3 - 12)
00:31	2 LUBIN V free throw fast break 1 - 2 made (9)	78-72	6	
00:31				Timeout 30 Sec
00:31	2 LUBIN V free throw fast break 2 - 2 missed			
00:30				5 WHYTE W defensive rebound (5)
00:20				0 BRITTAİN-WATTS E 3pt FG , jump shot missed
00:17				35 TYNEN F offensive rebound (4)
00:15	23 GOODWIN D steal (1)			35 TYNEN F turnover lost ball (3)
00:15	23 GOODWIN D foul drawn (4)			25 ZINK N foul personal (2 - 13)
00:15	23 GOODWIN D free throw 1 - 2 made (8)	79-72	7	
00:15	23 GOODWIN D free throw 2 - 2 made (9)	80-72	8	
00:09		80-75	5	5 WHYTE W 3pt FG , jump shot made (13)
00:09				0 BRITTAİN-WATTS E assist (3)
00:09				Timeout 30 Sec
00:09				25 ZINK N substitution out
00:09				24 BREWSTER M substitution in
00:07	5 RYAN C foul drawn (4)			35 TYNEN F foul personal (3 - 14)
00:07	5 RYAN C free throw 1 - 2 made (21)	81-75	6	
00:07	5 RYAN C free throw 2 - 2 missed			
00:06				24 BREWSTER M defensive rebound (4)
00:02				15 HARPER J 3pt FG , jump shot missed



Official Basketball Play by Play - Second Half
Boston U. at Notre Dame
12/07/22 Purcell Pavilion at the Joyce Center, Notre Dame
2022-23 Men's Basketball

Game Time: 7:00 PM
Game Duration: 1:55
Attendance: 4,986

Officials: Bert Smith, Brent Hampton, Jenna Reneau

Game Time	ND	Score	Diff	BOS
00:00	5 RYAN C defensive rebound (5)			
END OF GAME				
ND 81-75 BOS				



Officials: Bert Smith, Brent Hampton, Jenna Reneau

Boston U. - 46

NO.	Name	F	Min	FG			3P			FT			Rebounds			Fouls		TP	AS	TO	ST	Blocks		+/-
				M-A	M-A	M-A	OR	DR	TOT	PF	FD	BS	BA											
3	Malcolm Chimezie	F	03:19	1-1	0-0	0-0	1	0	1	0	0	2	0	0	0	0	0	0	0	0	0	0	-7	
5	Walter Whyte	F	17:55	2-4	2-3	3-4	1	3	4	3	2	9	0	1	1	0	0	0	0	0	0	7		
35	Fletcher Tynen	F	16:20	1-2	0-1	3-4	1	2	3	3	3	5	3	3	0	0	0	0	0	0	0	1		
0	Ethan Brittain-Watts	G	17:18	3-8	3-6	0-0	0	1	1	3	1	9	2	0	1	0	2	1	0	0	2	1		
15	Jonas Harper	G	12:32	1-4	1-3	1-2	0	0	0	2	2	4	0	1	0	0	0	0	0	0	0	-1		
22	Anthony Morales		05:45	1-1	0-0	0-0	1	1	2	0	1	2	1	0	1	0	0	0	0	0	0	-6		
24	Miles Brewster		04:56	1-1	0-0	0-0	0	1	1	2	0	2	2	0	0	0	0	0	0	1	0	-7		
25	Nevin Zink		16:32	3-4	0-0	1-2	2	1	3	1	2	7	2	1	0	0	0	0	0	0	0	9		
2	Caelan Jones		05:23	2-3	2-3	0-0	0	1	1	0	0	6	0	0	0	0	0	0	0	0	0	8		
Team							0	2	2			0				0								
Totals				15-28	8-16	8-12	6	12	18	14	11	46	10	6	3	1	2	1						

Shooting By Period		
2 nd FG%	15-28	53.6%
3PT%	8-16	50.0%
FT%	8-12	66.7%
GM FG%	15-28	53.6%
3PT%	8-16	50.0%
FT%	8-12	66.7%

Dead Ball Rebounds: 2, 0

Technical Fouls::NONE

Notre Dame - 45

NO.	Name	F	Min	FG			3P			FT			Rebounds			Fouls		TP	AS	TO	ST	Blocks		+/-
				M-A	M-A	M-A	OR	DR	TOT	PF	FD	BS	BA											
14	Nate Laszewski	F	10:01	1-1	0-0	0-0	0	1	1	0	3	2	0	1	0	0	0	0	0	0	0	0	6	
1	JJ Starling	G	17:15	2-4	0-0	4-4	0	0	0	2	1	8	1	0	0	0	0	0	0	0	0	-1		
3	Trey Wertz	G	18:46	5-10	3-6	1-1	0	0	0	2	1	14	1	0	0	0	1	0	0	1	-1			
5	Cormac Ryan	G	16:20	2-2	1-1	5-6	2	2	4	4	4	10	2	0	3	0	0	0	0	0	-1			
23	Dane Goodwin	G	18:43	0-3	0-0	4-6	0	1	1	2	3	4	1	1	1	0	0	0	0	0	-4			
2	Ven-Allen Lubin		12:02	2-2	0-0	1-2	1	4	5	1	1	5	0	0	0	2	0	0	0	2	0	-4		
10	Marcus Hammond		06:53	1-3	0-0	0-0	0	1	1	0	1	2	1	1	1	0	0	0	0	0	0			
Team							1	0	1			0				0								
Totals				13-25	4-7	15-19	4	9	13	11	14	45	6	3	5	2	1	-1						

Shooting By Period		
2 nd FG%	13-25	52.0%
3PT%	4-7	57.1%
FT%	15-19	78.9%
GM FG%	13-25	52.0%
3PT%	4-7	57.1%
FT%	15-19	78.9%

Dead Ball Rebounds: 0, 0

Technical Fouls::NONE

	BOS	ND
Biggest lead	2 (2 nd 17:40)	16 (2 nd 11:22)
Best Scoring Run	8(2 nd 4:12)	9(2 nd 16:04)
Lead Changes	2	
Times Tied	0	
Time with Lead	00:44	18:49

	BOS	ND
Points from		
Turnovers	6	12
Paint	12	16
Second Chance	6	9
Fast Breaks	4	11
Bench	17	7

	Period by Period Scoring		
	1st	2nd	TOT
BOS	29	46	75
ND	36	45	81



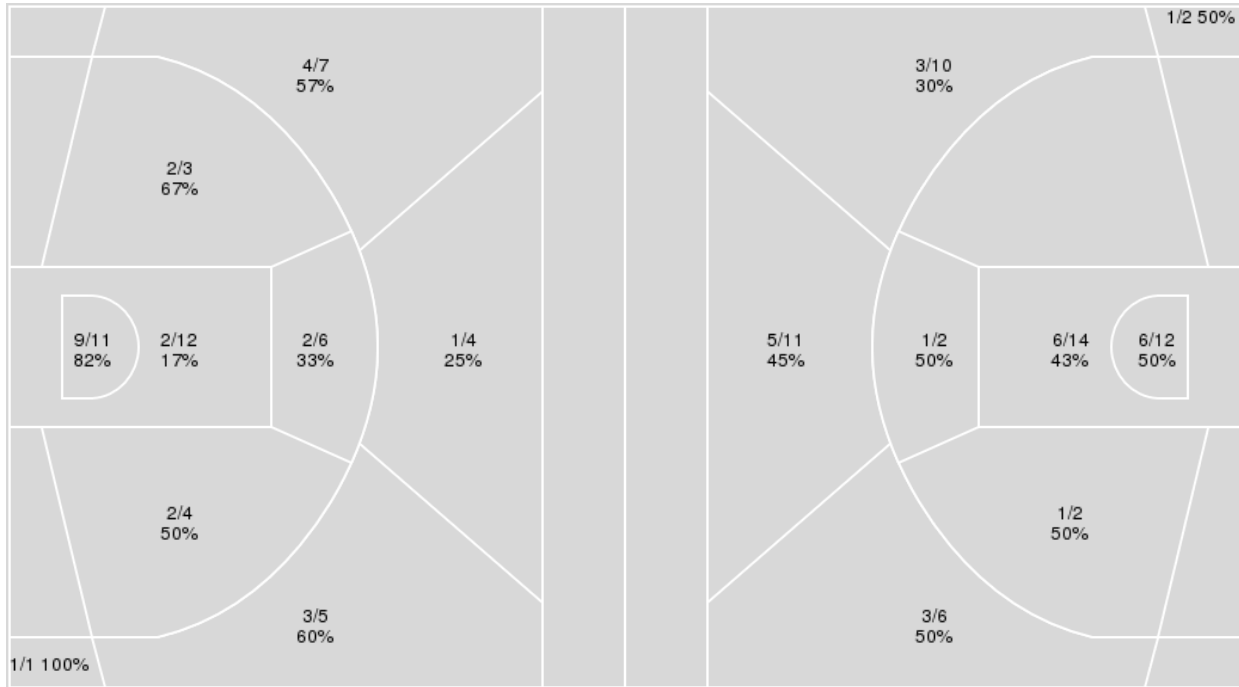
Officials: Bert Smith, Brent Hampton, Jenna Reneau

{ Players => 1, 2, 3, 4, 5, 10, 12, 13, 14, 20, 23, 24, 25; } FG Types => All; Results => All;

{ Players => 0, 2, 3, 5, 13, 14, 15, 20, 21, 22, 24, 25, 30, 31, 34, 35, 41; } FG Types => All; Results => All;

Notre Dame

Boston U.



Notre Dame	M/A	%
Field Goals	26/53	49
2 Points	17/36	47
3 Points	9/17	53
Free Throws	20/24	83

Boston U.	M/A	%
Field Goals	26/59	44
2 Points	14/30	47
3 Points	12/29	41
Free Throws	11/16	69



Boston U. at Notre Dame

12/07/22 Purcell Pavilion at the Joyce Center, Notre Dame
2022-23 Men's Basketball

Game Time: 7:00 PM
Game Duration: 1:55
Attendance: 4,986

Officials: Bert Smith, Brent Hampton, Jenna Reneau

Boston U.

No	Name	Mins		Score		Points Diff		Points per Min		Assists		Rebounds		Steals		Turnovers	
		On	Off	On	Off	On	Off	On	Off	On	Off	On	Off	On	Off	On	Off
0	Ethan Brittain-Watts	33:21	06:39	61 - 69	14 - 12	-8	2	1.83	2.11	11	4	29	6	3	2	8	3
2	Caelan Jones	08:50	31:10	20 - 11	55 - 70	9	-15	2.26	1.76	3	12	9	26	0	5	2	9
3	Malcolm Chimezie	14:00	26:00	16 - 32	59 - 49	-16	10	1.14	2.27	3	12	12	23	1	4	2	9
5	Walter Whyte	30:31	09:29	58 - 61	17 - 20	-3	-3	1.90	1.79	11	4	29	6	4	1	7	4
14	Nic Nobili	03:57	36:03	9 - 7	66 - 74	2	-8	2.28	1.83	2	13	4	31	1	4	2	9
15	Jonas Harper	28:10	11:50	54 - 61	21 - 20	-7	1	1.92	1.77	11	4	25	10	5	0	7	4
22	Anthony Morales	14:26	25:34	24 - 30	51 - 51	-6	0	1.66	1.99	6	9	11	24	2	3	6	5
24	Miles Brewster	13:53	26:07	23 - 27	52 - 54	-4	-2	1.66	1.99	6	9	10	25	2	3	6	5
25	Nevin Zink	25:51	14:09	59 - 48	16 - 33	11	-17	2.28	1.13	12	3	22	13	4	1	9	2
35	Fletcher Tynen	27:01	12:59	51 - 59	24 - 22	-8	2	1.89	1.85	10	5	24	11	3	2	6	5

Notre Dame

No	Name	Mins		Score		Points Diff		Points per Min		Assists		Rebounds		Steals		Turnovers	
		On	Off	On	Off	On	Off	On	Off	On	Off	On	Off	On	Off	On	Off
1	JJ Starling	34:33	05:27	71 - 65	10 - 10	6	0	2.05	1.83	12	1	28	3	6	2	7	1
2	Ven-Allen Lubin	18:16	21:44	38 - 43	43 - 32	-5	11	2.08	1.98	5	8	13	18	5	3	4	4
3	Trey Wertz	36:20	03:40	74 - 70	7 - 5	4	2	2.04	1.91	11	2	29	2	8	0	7	1
5	Cormac Ryan	31:26	08:34	67 - 58	14 - 17	9	-3	2.13	1.63	9	4	26	5	6	2	6	2
10	Marcus Hammond	15:34	24:26	27 - 27	54 - 48	0	6	1.73	2.21	6	7	10	21	4	4	3	5
14	Nate Laszewski	26:29	13:31	55 - 41	26 - 34	14	-8	2.08	1.92	10	3	20	11	4	4	5	3
23	Dane Goodwin	37:22	02:38	73 - 71	8 - 4	2	4	1.95	3.04	12	1	29	2	7	1	8	0

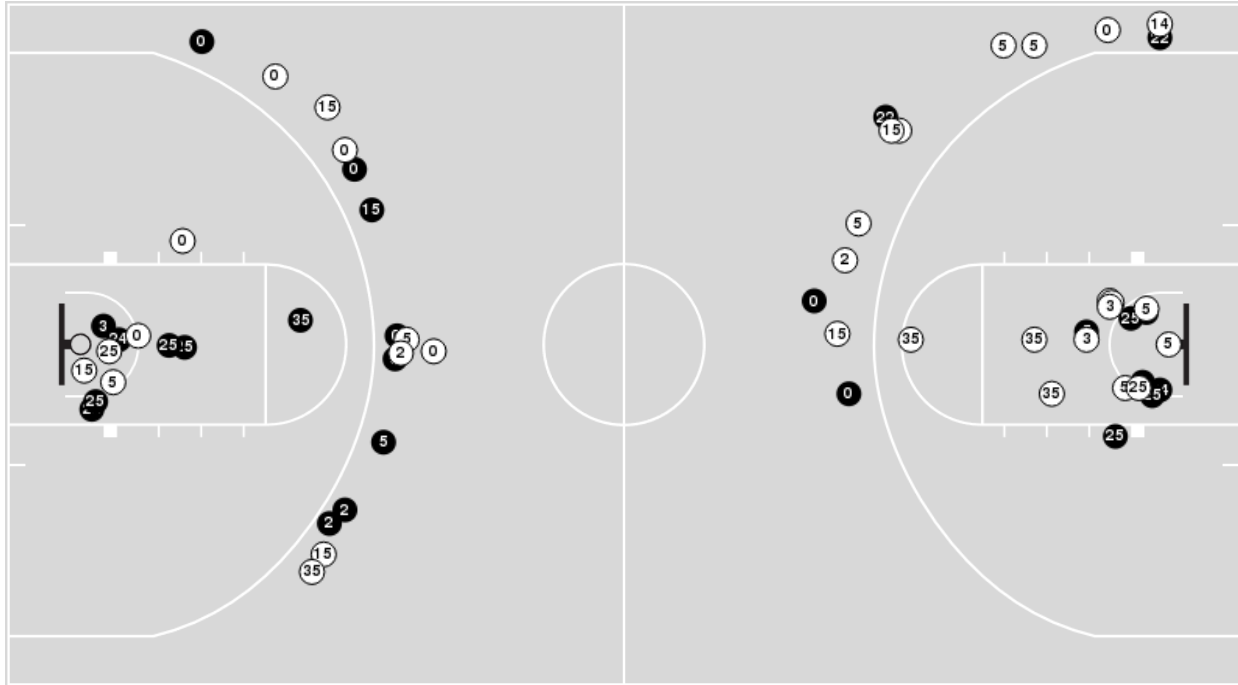


Officials: Bert Smith, Brent Hampton, Jenna Reneau

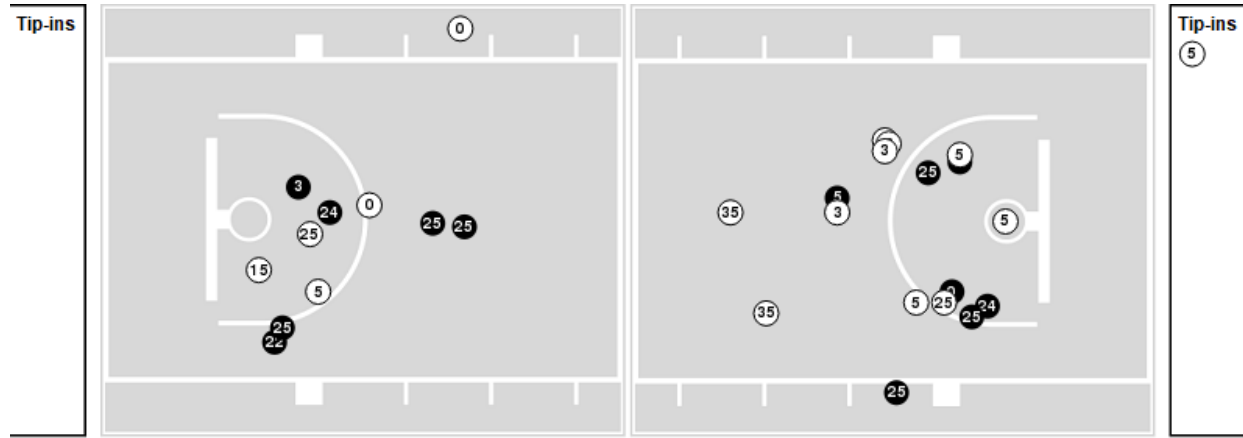
Players => 0, 2, 3, 5, 13, 14, 15, 20, 21, 22, 24, 25, 30, 31, 34, 35, 41 FG Types=>All Results=>All

Boston U.

All Field Goals



Blow Up Chart



● Made ○ Missed N - Player Number

Boston U.	M/A	%
Field Goals	26/59	44
2 Points	14/30	47
3 Points	12/29	41
Free Throws	11/16	69

Boston U.	M/A	%
Points in the Paint	24 (12 / 26)	46
Fast Break Points	5 (4/5)	80
Second Chance Points	6 (3/10)	30
Effective FG%	54	

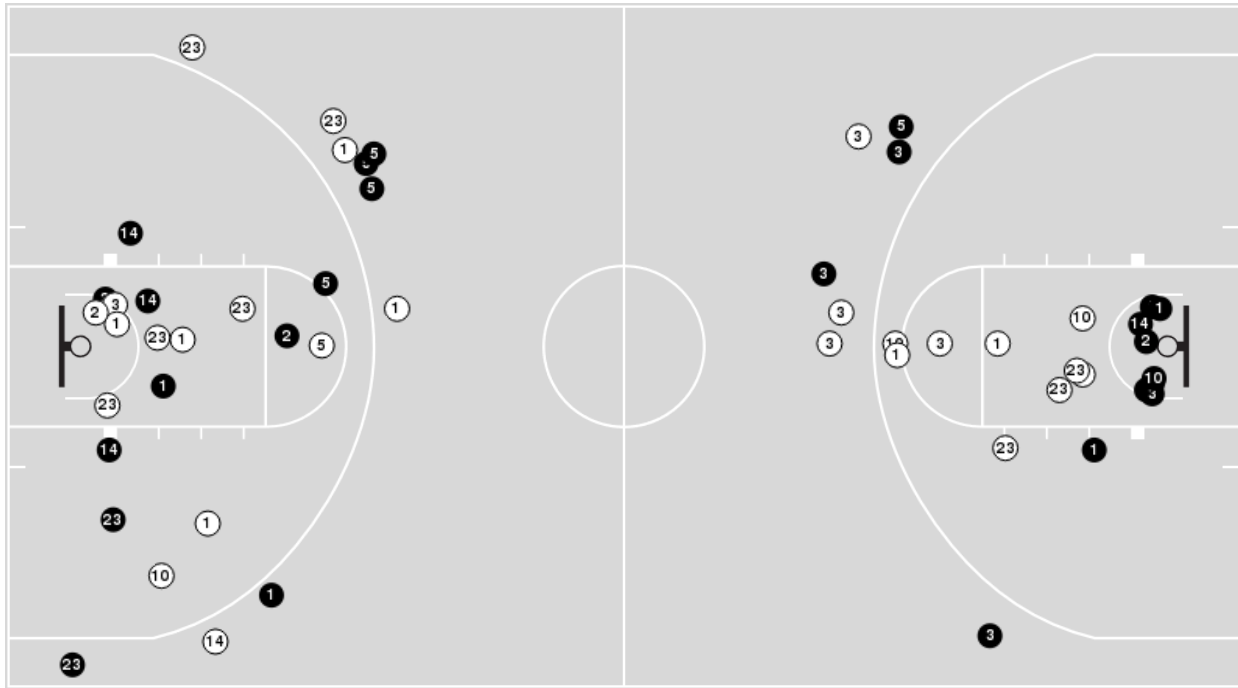


Officials: Bert Smith, Brent Hampton, Jenna Reneau

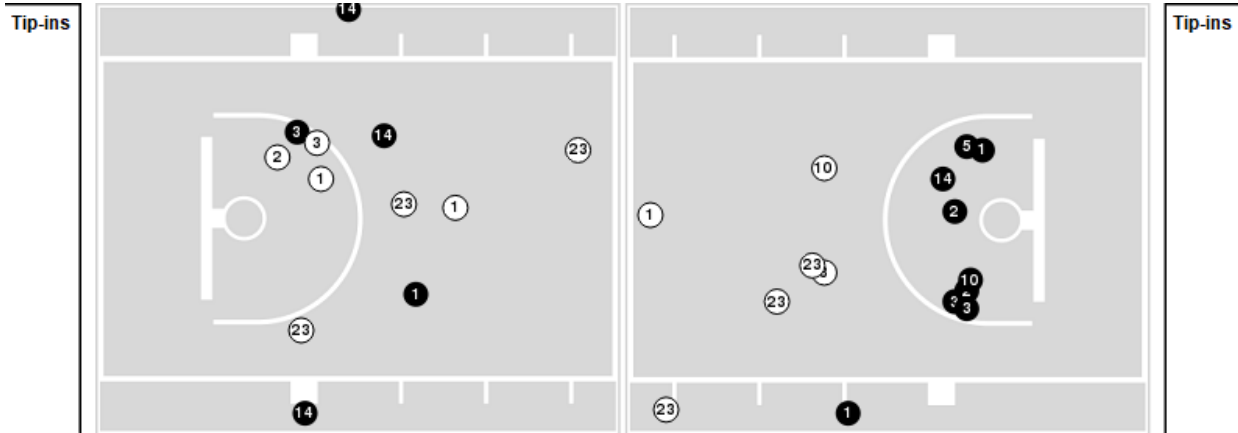
Players => 1, 2, 3, 4, 5, 10, 12, 13, 14, 20, 23, 24, 25FG Types=>AllResults=>All

Notre Dame

All Field Goals



Blow Up Chart



● Made ○ Missed N - Player Number

Notre Dame	M/A	%
Field Goals	26/53	49
2 Points	17/36	47
3 Points	9/17	53
Free Throws	20/24	83

Notre Dame	M/A	%
Points in the Paint	22 (11 / 23)	48
Fast Break Points	11 (6/7)	86
Second Chance Points	14 (7/7)	100
Effective FG%	58	



Official Basketball Rotations Summary - Final
Boston U. at Notre Dame
 12/07/22 Purcell Pavilion at the Joyce Center, Notre Dame
 2022-23 Men's Basketball

Game Time: 7:00 PM
Game Duration: 1:55
Attendance: 4,986

Officials: Bert Smith, Brent Hampton, Jenna Reneau

Boston U.

Lineup	Quarter On	Time On	Quarter Off	Time Off	Time on Court	Score	Score Diff	Reb	Stl	Tov	Ass	PPP
0- Brittain-Watts E/ 3- Chimezie M/ 5- Whyte W/ 15- Harper J/ 35- Tynen F/	1	20:00	1	15:57	04:03	3-4	-1	5	0	0	1	0.4286
0- Brittain-Watts E/ 5- Whyte W/ 22- Morales A/ 24- Brewster M/ 25- Zink N/	1	15:57	1	14:40	01:17	0-3	-3	1	0	1	0	0.0000
14- Nobili N/ 15- Harper J/ 22- Morales A/ 24- Brewster M/ 25- Zink N/	1	14:40	1	10:43	03:57	9-7	2	4	1	2	2	1.2857
0- Brittain-Watts E/ 3- Chimezie M/ 5- Whyte W/ 15- Harper J/ 35- Tynen F/	1	10:43	1	04:05	06:38	9-17	-8	5	1	1	1	0.7500
0- Brittain-Watts E/ 2- Jones C/ 22- Morales A/ 24- Brewster M/ 25- Zink N/	1	04:05	1	01:00	03:05	5-3	2	2	0	1	1	1.2500
0- Brittain-Watts E/ 2- Jones C/ 15- Harper J/ 22- Morales A/ 25- Zink N/	1	01:00	1	00:38	00:22	1-2	-1	0	0	0	0	2.2727
0- Brittain-Watts E/ 5- Whyte W/ 15- Harper J/ 24- Brewster M/ 25- Zink N/	1	00:38	2	20:00	00:38	2-0	2	0	0	0	0	1.5152
0- Brittain-Watts E/ 5- Whyte W/ 15- Harper J/ 25- Zink N/ 35- Tynen F/	2	20:00	2	15:12	04:48	13-13	0	1	1	2	4	1.6250
0- Brittain-Watts E/ 3- Chimezie M/ 22- Morales A/ 24- Brewster M/ 35- Tynen F/	2	15:12	2	13:07	02:05	2-8	-6	0	0	1	1	1.0000
0- Brittain-Watts E/ 3- Chimezie M/ 5- Whyte W/ 15- Harper J/ 22- Morales A/	2	13:07	2	11:53	01:14	2-2	0	2	0	0	0	1.0000
3- Chimezie M/ 5- Whyte W/ 15- Harper J/ 22- Morales A/ 24- Brewster M/	2	11:53	2	11:53	00:00	0-1	-1	0	0	0	0	0.0000
5- Whyte W/ 15- Harper J/ 22- Morales A/ 24- Brewster M/ 25- Zink N/	2	11:53	2	09:27	02:26	5-4	1	2	1	1	2	1.2500
5- Whyte W/ 15- Harper J/ 24- Brewster M/ 25- Zink N/ 35- Tynen F/	2	09:27	2	09:11	00:16	0-0	0	0	0	0	0	0.0000
0- Brittain-Watts E/ 5- Whyte W/ 15- Harper J/ 25- Zink N/ 35- Tynen F/	2	09:11	2	08:11	01:00	1-2	-1	0	0	0	0	0.6944
0- Brittain-Watts E/ 2- Jones C/ 5- Whyte W/ 25- Zink N/ 35- Tynen F/	2	08:11	2	02:48	05:23	14-6	8	7	0	1	2	1.8041
0- Brittain-Watts E/ 5- Whyte W/ 15- Harper J/ 25- Zink N/ 35- Tynen F/	2	02:48	2	00:09	02:39	9-8	1	5	1	1	1	1.3554
0- Brittain-Watts E/ 5- Whyte W/ 15- Harper J/ 24- Brewster M/ 35- Tynen F/	2	00:09	2	00:00	00:09	0-1	-1	1	0	0	0	0.0000



Official Basketball Rotations Summary - Final
Boston U. at Notre Dame
 12/07/22 Purcell Pavilion at the Joyce Center, Notre Dame
 2022-23 Men's Basketball

Game Time: 7:00 PM
Game Duration: 1:55
Attendance: 4,986

Officials: Bert Smith, Brent Hampton, Jenna Reneau

Notre Dame

Lineup	Quarter On	Time On	Quarter Off	Time Off	Time on Court	Score	Score Diff	Reb	Stl	Tov	Ass	PPP
1- Starling J/3- Wertz T/5- Ryan C/14- Laszewski N/23- Goodwin D/	1	20:00	1	15:57	04:03	4-3	1	6	0	1	0	0.6667
1- Starling J/5- Ryan C/10- Hammond M/14- Laszewski N/23- Goodwin D/	1	15:57	1	14:52	01:05	3-0	3	1	0	0	1	1.5000
2- Lubin V/3- Wertz T/5- Ryan C/10- Hammond M/14- Laszewski N/	1	14:52	1	13:31	01:21	3-2	1	0	1	0	1	0.7500
1- Starling J/2- Lubin V/3- Wertz T/10- Hammond M/23- Goodwin D/	1	13:31	1	10:43	02:48	4-7	-3	1	0	1	1	1.0000
1- Starling J/2- Lubin V/3- Wertz T/5- Ryan C/23- Goodwin D/	1	10:43	1	10:43	00:00	2-0	2	0	0	0	0	2.2727
1- Starling J/3- Wertz T/5- Ryan C/14- Laszewski N/23- Goodwin D/	1	10:43	1	04:05	06:38	15-9	6	7	1	1	3	1.3787
2- Lubin V/5- Ryan C/10- Hammond M/14- Laszewski N/23- Goodwin D/	1	04:05	1	02:44	01:21	2-3	-1	0	0	1	0	1.0000
1- Starling J/3- Wertz T/10- Hammond M/14- Laszewski N/23- Goodwin D/	1	02:44	1	01:15	01:29	1-2	-1	1	0	0	0	0.4098
1- Starling J/2- Lubin V/3- Wertz T/10- Hammond M/23- Goodwin D/	1	01:15	1	00:38	00:37	2-1	1	1	1	0	1	2.0000
1- Starling J/3- Wertz T/5- Ryan C/14- Laszewski N/23- Goodwin D/	1	00:38	1	00:07	00:31	0-1	-1	0	0	1	0	0.0000
1- Starling J/2- Lubin V/3- Wertz T/5- Ryan C/23- Goodwin D/	1	00:07	2	20:00	00:07	0-1	-1	1	0	0	0	0.0000
1- Starling J/3- Wertz T/5- Ryan C/14- Laszewski N/23- Goodwin D/	2	20:00	2	14:24	05:36	16-13	3	1	2	1	4	1.8957
2- Lubin V/3- Wertz T/5- Ryan C/10- Hammond M/14- Laszewski N/	2	14:24	2	13:07	01:17	5-2	3	2	0	0	0	2.5000
1- Starling J/2- Lubin V/10- Hammond M/14- Laszewski N/23- Goodwin D/	2	13:07	2	11:53	01:14	2-2	0	1	0	0	1	2.0000
1- Starling J/2- Lubin V/3- Wertz T/10- Hammond M/23- Goodwin D/	2	11:53	2	09:27	02:26	5-5	0	1	1	1	1	1.0246
1- Starling J/3- Wertz T/5- Ryan C/14- Laszewski N/23- Goodwin D/	2	09:27	2	07:33	01:54	4-4	0	1	0	0	0	2.1277
1- Starling J/2- Lubin V/3- Wertz T/5- Ryan C/23- Goodwin D/	2	07:33	2	04:16	03:17	4-8	-4	2	0	0	0	0.8197
2- Lubin V/3- Wertz T/5- Ryan C/10- Hammond M/23- Goodwin D/	2	04:16	2	02:48	01:28	0-3	-3	1	1	0	0	0.0000
1- Starling J/2- Lubin V/3- Wertz T/5- Ryan C/23- Goodwin D/	2	02:48	2	01:11	01:37	5-6	-1	1	0	1	0	1.3736
1- Starling J/3- Wertz T/5- Ryan C/10- Hammond M/23- Goodwin D/	2	01:11	2	00:42	00:28	0-0	0	1	0	0	0	0.0000
1- Starling J/2- Lubin V/3- Wertz T/5- Ryan C/23- Goodwin D/	2	00:42	2	00:00	00:43	4-3	1	2	1	0	0	1.5152



Official Basketball Line Up Analysis - Final
Boston U. at Notre Dame
 12/07/22 Purcell Pavilion at the Joyce Center, Notre Dame
 2022-23 Men's Basketball

Game Time: 7:00 PM
Game Duration: 1:55
Attendance: 4,986

Officials: Bert Smith, Brent Hampton, Jenna Reneau

Boston U.

Lineup	Time	Score	Score Diff	Pts/Min	Reb	Stl	Tov	Ass	PPP
0- Brittain-Watts E/ 3- Chimezie M/ 5- Whyte W/ 15- Harper J/ 35- Tynen F/	10:41	12-21	-9	1.1232	10	1	1	2	0.6316
0- Brittain-Watts E/ 5- Whyte W/ 15- Harper J/ 25- Zink N/ 35- Tynen F/	08:27	23-23	0	2.7219	6	2	3	5	1.4303
0- Brittain-Watts E/ 2- Jones C/ 5- Whyte W/ 25- Zink N/ 35- Tynen F/	05:23	14-6	8	2.6006	7	0	1	2	1.8041
14- Nobili N/ 15- Harper J/ 22- Morales A/ 24- Brewster M/ 25- Zink N/	03:57	9-7	2	2.2785	4	1	2	2	1.2857
0- Brittain-Watts E/ 2- Jones C/ 22- Morales A/ 24- Brewster M/ 25- Zink N/	03:05	5-3	2	1.6216	2	0	1	1	1.2500
5- Whyte W/ 15- Harper J/ 22- Morales A/ 24- Brewster M/ 25- Zink N/	02:26	5-4	1	2.0548	2	1	1	2	1.2500
0- Brittain-Watts E/ 3- Chimezie M/ 22- Morales A/ 24- Brewster M/ 35- Tynen F/	02:05	2-8	-6	0.9600	0	0	1	1	1.0000
0- Brittain-Watts E/ 5- Whyte W/ 22- Morales A/ 24- Brewster M/ 25- Zink N/	01:17	0-3	-3	0.0000	1	0	1	0	0.0000
0- Brittain-Watts E/ 3- Chimezie M/ 5- Whyte W/ 15- Harper J/ 22- Morales A/	01:14	2-2	0	1.6216	2	0	0	0	1.0000
0- Brittain-Watts E/ 5- Whyte W/ 15- Harper J/ 24- Brewster M/ 25- Zink N/	00:38	2-0	2	3.1579	0	0	0	0	1.5152
0- Brittain-Watts E/ 2- Jones C/ 15- Harper J/ 22- Morales A/ 25- Zink N/	00:22	1-2	-1	2.7273	0	0	0	0	2.2727
5- Whyte W/ 15- Harper J/ 24- Brewster M/ 25- Zink N/ 35- Tynen F/	00:16	0-0	0	0.0000	0	0	0	0	0.0000
0- Brittain-Watts E/ 5- Whyte W/ 15- Harper J/ 24- Brewster M/ 35- Tynen F/	00:09	0-1	-1	0.0000	1	0	0	0	0.0000
3- Chimezie M/ 5- Whyte W/ 15- Harper J/ 22- Morales A/ 24- Brewster M/	00:00	0-1	-1	NaN	0	0	0	0	0.0000



Official Basketball Line Up Analysis - Final
Boston U. at Notre Dame
 12/07/22 Purcell Pavilion at the Joyce Center, Notre Dame
 2022-23 Men's Basketball

Game Time: 7:00 PM
Game Duration: 1:55
Attendance: 4,986

Officials: Bert Smith, Brent Hampton, Jenna Reneau

Notre Dame

Lineup	Time	Score	Score Diff	Pts/Min	Reb	Stl	Tov	Ass	PPP
1- Starling J/ 3- Wertz T/ 5- Ryan C/ 14- Laszewski N/ 23- Goodwin D/	18:42	39-30	9	2.0856	15	3	4	7	1.3830
1- Starling J/ 2- Lubin V/ 3- Wertz T/ 10- Hammond M/ 23- Goodwin D/	05:51	11-13	-2	1.8803	3	2	2	3	1.1134
1- Starling J/ 2- Lubin V/ 3- Wertz T/ 5- Ryan C/ 23- Goodwin D/	05:44	15-18	-3	2.6163	6	1	1	0	1.2458
2- Lubin V/ 3- Wertz T/ 5- Ryan C/ 10- Hammond M/ 14- Laszewski N/	02:38	8-4	4	3.0380	2	1	0	1	1.3333
1- Starling J/ 3- Wertz T/ 10- Hammond M/ 14- Laszewski N/ 23- Goodwin D/	01:29	1-2	-1	0.6742	1	0	0	0	0.4098
2- Lubin V/ 3- Wertz T/ 5- Ryan C/ 10- Hammond M/ 23- Goodwin D/	01:28	0-3	-3	0.0000	1	1	0	0	0.0000
2- Lubin V/ 5- Ryan C/ 10- Hammond M/ 14- Laszewski N/ 23- Goodwin D/	01:21	2-3	-1	1.4815	0	0	1	0	1.0000
1- Starling J/ 2- Lubin V/ 10- Hammond M/ 14- Laszewski N/ 23- Goodwin D/	01:14	2-2	0	1.6216	1	0	0	1	2.0000
1- Starling J/ 5- Ryan C/ 10- Hammond M/ 14- Laszewski N/ 23- Goodwin D/	01:05	3-0	3	2.7692	1	0	0	1	1.5000
1- Starling J/ 3- Wertz T/ 5- Ryan C/ 10- Hammond M/ 23- Goodwin D/	00:28	0-0	0	0.0000	1	0	0	0	0.0000