



# NOTRE DAME

## WOMEN'S BASKETBALL

### FIGHTING IRISH MEDIA

#### Primary Women's Basketball Contact

|                       |                  |
|-----------------------|------------------|
| <b>Ashton Pollard</b> | apollard2@nd.edu |
| @ashtonpollard7       | 804-929-2044     |

## GAME 15

## NO. 22 NORTH CAROLINA (9-4, 0-2)\*

### 2022-23 SCHEDULE (12-1, 3-0)

| Date  | Opponent           | TV       | Time/Result |
|-------|--------------------|----------|-------------|
| 11/7  | Northern Illinois  | ACCNX    | W, 88-48    |
| 11/12 | vs. California^    | NBC      | W, 90-79    |
| 11/16 | at Northwestern    | BTN      | W, 92-58    |
| 11/20 | Ball State         | ACCN     | W, 95-60    |
| 11/24 | vs. American#      | FloHoops | W, 90-65    |
| 11/26 | vs. Arizona State# | FloHoops | W, 85-65    |
| 12/1  | Maryland           | ESPN2    | L, 72-74    |
| 12/4  | UConn              | ABC      | W, 74-60    |
| 12/8  | at Lafayette       | ESPN+    | PPD         |
| 12/10 | Merrimack          | ACCNX    | W, 108-44   |
| 12/18 | at Virginia Tech*  | ACCN     | W, 63-52    |
| 12/21 | Western Michigan   | ACCNX    | W, 85-57    |
| 12/29 | at Miami*          | ACCN     | W, 66-63    |
| 1/1   | Boston College*    | ACCN     | W, 85-48    |
| 1/8   | at North Carolina* | ACCN     | 4 pm        |
| 1/12  | Wake Forest*       | ACCNX    | 7 pm        |
| 1/15  | at Syracuse*       | ACCN     | 2 pm        |
| 1/19  | at Clemson*        | RSN      | 7 pm        |
| 1/22  | Virginia*          | ACCN     | 2 pm        |
| 1/26  | Florida State*     | RSN      | 8 pm        |
| 1/29  | at NC State*       | ESPN     | 3 pm        |
| 2/2   | at Boston College* | ACCNX    | 7 pm        |
| 2/5   | Duke*              | RSN      | 1 pm        |
| 2/9   | Pittsburgh*        | ACCN     | 6 pm        |
| 2/12  | Syracuse*          | ACCN     | 4 pm        |
| 2/16  | Louisville*        | ESPN     | 7 pm        |
| 2/19  | at Pittsburgh*     | ACCNX    | 2 pm        |
| 2/23  | Georgia Tech*      | RSN      | 6 pm        |
| 2/26  | at Louisville*     | ESPN     | 12 pm       |
| 3/1-5 | ACC Tournament     |          |             |

\* - Atlantic Coast Conference game

^ - Game to be played in St. Louis as part of Citi Shamorck Classic

# - Game to be played in Bimini, Bahamas as part of 2022 Goombay Splash

### GAME INFO

|  |                               |                                      |
|--|-------------------------------|--------------------------------------|
|  | Sunday, Jan. 8   4:00 p.m. ET | Chapel Hill, N.C. (Carmichael Arena) |
|  | ACCN                          | Jenn Hildreth & Debbie Antonelli     |
|  | 99.9 WQLQ-FM                  | Sean Stires                          |
|  | Live Stats                    | StatBroadcast                        |
|  | @NDWBB   #Golrish             |                                      |

### THE SERIES

|      |      |   |            |
|------|------|---|------------|
| Vs   | 10-3 | Last Meeting: W, 70-65 (1/16/22, South Bend, Ind.)  | Streak: W1 |
| Away | 2-2  | Last Meeting: L, 78-73 (1/24/20, Chapel Hill, N.C.) | Streak: L2 |

### THE COACHES

|     | Head Coach        | At School        | Overall             |
|-----|-------------------|------------------|---------------------|
| ND  | Niele Ivey        | 46-20 (3rd Year) | Same                |
| UNC | Courtney Banghart | 63-36 (4th Year) | 317-139 (16th Year) |

### BY THE NUMBERS

|              |   |
|--------------|---|
| <b>9,149</b> | The official sellout attendance of the Dec. 4 UConn-ND game   |
| <b>1,058</b> | Total program wins  |
| <b>827</b>   | Of the active players, Westbeld currently has the most career points in an Irish uniform with 827           |
| <b>.818</b>  | The ACC finished the nonconference portion of the regular season with a 139-31 record (.818)                |
| <b>.706</b>  | Citron shot .706 in last week's games, the highest mark in the ACC between 12/26 and 1/1                    |
| <b>.478</b>  | Irish field goal percentage against ranked teams this year, the ninth-highest mark in the nation            |
| <b>296</b>   | Mabrey has hit 296 three-pointers in college, which is fifth among all active D1 players                    |
| <b>148.7</b> | Irish are posting 148.7 points/rebounds/assists every time they play, which is seventh in the country       |
| <b>84.1</b>  | Notre Dame is second in the ACC with 84.1 points per game   |
| <b>64</b>    | A 64-point margin of victory over Merrimack was the 10th-largest in school history                          |
| <b>35</b>    | Ebo's 35 offensive rebounds this season is tied for eighth nationally amongst bench players                 |
| <b>34</b>    | The 34 FTs ND made against Merrimack is the most of any ACC team this season in a single game               |
| <b>25</b>    | Consecutive weeks in the AP Poll, which is the 11th-longest active streak nationally                        |
| <b>23</b>    | Notre Dame has produced 23 different All-Americans  |
| <b>23</b>    | Westbeld has 23 blocks in 13 games this season. She had 29 blocks in 33 games last year.                    |
| <b>14</b>    | Notre Dame has a winning record against all 14 ACC teams all-time   |
| <b>9.9</b>   | A current rebounding margin of 14.6 is up 9.9 from last year's final mark of 4.7                            |
| <b>9</b>     | Irish Final Four appearances, which is fifth all-time   |
| <b>4</b>     | On Dec. 22, ESPN named its Top 25 NCAAW Players. Miles checked in at No. 4                                  |
| <b>3</b>     | Irish signed three top-20 recruits in 2023 class: Hannah Hidalgo (5), Cass Prosper (16) and Emma Risch (20) |
| <b>1</b>     | Miles is the only D1 player in the country averaging at least 15 points, 8 rebounds and 5 assists per game  |

\*UNC plays Miami on 1/5 prior to ND game

## NOTRE DAME ROSTER

| No. | Name              | Position | Height | Year | Hometown         | Previous School                            |
|-----|-------------------|----------|--------|------|------------------|--|
| 0   | Jenna Brown       | G        | 5-10   | Gr.  | Atlanta, GA      | The Lovett School / Stanford               |
| 1   | Dara Mabrey       | G        | 5-7    | Gr.  | Belmar, NJ       | Manasquan / Virginia Tech                  |
| 4   | Cassandre Prosper | G        | 6-2    | Fr.  | Montreal, Quebec | Cairine Wilson SS / Capital Courts Academy |
| 5   | Olivia Miles      | G        | 5-10   | So.  | Phillipsburg, NJ | Blair Academy                              |
| 11  | Sonia Citron      | G        | 6-1    | So.  | Scarsdale, NY    | The Ursuline School                        |
| 14  | KK Bransford      | G        | 5-11   | Fr.  | Cincinnati, OH   | Mount Notre Dame                           |
| 15  | Natalija Marshall | F        | 6-5    | Jr.  | Queens, NY       | Christ the King                            |
| 20  | Lauren Zwetzig    | G        | 5-9    | Jr.  | Fort Collins, CO | Fossil Ridge                               |
| 21  | Maddy Westbeld    | F        | 6-3    | Jr.  | Kettering, OH    | Fairmont                                   |
| 22  | Kylee Watson      | F        | 6-4    | Jr.  | Linwood, NJ      | Mainland / Oregon                          |
| 25  | Sarah Cernugel    | G        | 5-4    | Jr.  | Westmont, IL     | Hinsdale Central                           |
| 33  | Lauren Ebo        | F        | 6-4    | Gr.  | Washington, D.C. | Riverdale Baptist / Texas                  |

|   |                 |                       |             |
|---|-----------------|-----------------------|-------------|
| Karen & Kevin Keyes Women's Basketball Head Coach | Niele Ivey      | Notre Dame '00        | 3rd Season  |
| Associate Head Coach                              | Carol Owens     | Northern Illinois '90 | 23rd Season |
| Assistant Coach                                   | Michaela Mabrey | Notre Dame '16        | 4th Season  |
| Assistant Coach                                   | Charel Allen    | Notre Dame '08        | 1st Season  |
| Director of Operations                            | Angie Potthoff  | Penn State '97        | 4th Season  |
| Video Coordinator                                 | James Spinelli  | Temple '14            | 5th Season  |
| Sport Administrator                               | Heidi Uebelhor  | Notre Dame '99        | 1st Season  |

### NCAA HISTORY

Notre Dame has competed in 27 NCAA Championships. Their streak of 24 straight appearances came to an end in March of 2021. It was the fourth longest active streak in the country and fifth best all-time.

### Most Consecutive NCAA Berths

| No. | School            | Streak    | Years            |
|-----|-------------------|-----------|------------------|
| 1.  | Tennessee         | 40        | 1982-2022*       |
| 2.  | Stanford          | 34        | 1988-2022*       |
| 3.  | UConn             | 33        | 1989-2022*       |
| 4.  | Louisiana Tech    | 25        | 1982-2011        |
| 5.  | <b>Notre Dame</b> | <b>24</b> | <b>1996-2021</b> |

\*denotes active streak

The Irish are 69-25 all-time in the NCAA Tournament, as their 69 wins rank fourth all-time.

Notre Dame joins Louisiana Tech, USC and South Carolina with two NCAA titles behind UConn (11), Tennessee (8), Baylor (3) and Stanford (3).

Notre Dame is one of three schools (Tennessee & UConn) to reach seven NCAA Title games. Their nine Final Four appearances are the fifth-most of any school behind UConn (22), Tennessee (18), Stanford (15) and La Tech (10).

The Irish have reached 10 Elite Eights. In fact, Notre Dame and UConn are the only teams to reach the Elite Eight eight times over the last 11 tournaments. Yet, the Irish have been more successful than any other regular-

ly-appearing school at that stage, as their .900 winning percentage (9-1) is the best of any program to play in at least five Elite Eights.

### Best Elite Eight Winning % (Min. Five App.)

| No. | School            | Record     | Pct.        |
|-----|-------------------|------------|-------------|
| 1.  | <b>Notre Dame</b> | <b>9-1</b> | <b>.900</b> |
| 2.  | UConn             | 22-5       | .815        |
| 3.  | Stanford          | 15-7       | .682        |
| 4.  | Tennessee         | 18-10      | .643        |

Finally, Notre Dame has advanced to 18 Sweet 16s.

### MILES MAKES ND HISTORY (AS A SOPHOMORE)

It's far from surprising, but Olivia Miles 2021-22 dominance has continued into her second full season. Miles was named the ACC Player of the Week on Dec. 5 and Dec. 19, and she posted her third career triple-double against Merrimack. With the 13 points, 13 rebounds and 14 assists, Miles passed Skylar Diggins and Jackie Young for the most career triple-doubles in a Notre Dame uniform. There have been just 11 triple-doubles in the history of the program.

Notre Dame's leader in points (15.2), rebounds (8.0), assists (7.5) and steals (2.5), the dynamic passer turns heads and drops jaws each time she steps onto the court.

"It is impossible not to watch Olivia Miles when the basketball is in her hands, whether she's making a one-handed pass, finishing with flair at the rim or

## PRONUNCIATION

|                   |              |
|-------------------|--------------|
| Sonia Citron      | Sit-tron     |
| Lauren Ebo        | E-bow        |
| Dara Mabrey       | Dare-uh      |
| Sarah Cernugel    | Sir-new-gull |
| Natalija Marshall | Na-tah-lee-a |
| Cassandre Prosper | Cass-ahn     |
| Niele Ivey        | Knee-elle    |

## TEAM INFORMATION

|                              |                          |
|------------------------------|--------------------------|
| Conference                   | Atlantic Coast           |
| Home Arena (Capacity)        | Purcell Pavilion (9,149) |
| Starters Returning/Lost      | 4/1                      |
| Total Returning/Lost         | 7/5                      |
| Newcomers                    | 6                        |
| First Season                 | 1977-78                  |
| Full Seasons                 | 45                       |
| All-Time Record              | 1,058-371 (.740)         |
| NCAA Appearances/Record      | 27/69-25 (.734)          |
| First/Last NCAA Appearance   | 1992/2022                |
| ACC Member                   | 2013-14 - present        |
| ACC Regular Season           | 123-27 (.820)            |
| ACC Tournament               | 18-4 (.818)              |
| ACC Tournament Championships | 5 (2014-17, 19)          |

## NATIONAL RANKINGS

### AP TOP 25

(Week 9 — as of 1/2/23)

1. South Carolina (13-0)
2. Stanford (14-1)
3. Ohio State (15-0)
4. Notre Dame (12-1)
5. UConn (11-2)
6. Indiana (13-1)
7. LSU (14-0)
8. Utah (14-0)
9. Virginia Tech (12-2)
10. NC State (12-2)
11. Iowa State (9-2)
12. UCLA (13-2)
13. Maryland (11-3)
14. Michigan (12-2)
15. Arizona (12-1)
16. Iowa (11-4)
17. Oklahoma (11-1)
18. Oregon (11-3)
19. Duke (13-1)
20. Gonzaga (14-2)
21. Kansas (11-1)
22. North Carolina (9-4)
23. Baylor (10-3)
24. St. John's (13-0)
25. Creighton (9-4)

Others receiving votes:

Illinois 32, Florida State 29, Arkansas 24, Villanova 20, Middle Tennessee 12, Texas 9, Columbia 7, South Florida 7, Tennessee 2, Nebraska 1

### USA TODAY COACHES

(Week 9 — as of 1/3/23)

1. South Carolina (14-0)
2. Stanford (15-1)
3. Ohio State (15-0)
4. Notre Dame (12-1)
5. UConn (11-2)
6. LSU (14-0)
7. Indiana (13-1)
8. Utah (14-0)
9. NC State (12-2)
10. Virginia Tech (12-2)
11. Iowa State (9-2)
12. Iowa (11-4)
13. Arizona (12-2)
14. Maryland (12-3)
15. UCLA (13-2)
16. Oklahoma (11-1)
17. Oregon (11-3)
18. North Carolina (9-4)
19. Michigan (12-2)
20. Gonzaga (14-2)
21. Baylor (10-3)
22. Duke (13-1)
23. St. John's (13-0)
24. Creighton (9-4)
25. Kansas (11-1)

Dropped out: No. 23 Arkansas

Others receiving votes: Arkansas

44, Illinois 24, Florida Gulf Coast 20, Florida State 18, Virginia 13, South Florida 12, Texas 11, Middle Louisville 9, Tennessee 9, Villanova 4, Texas Tech 4, Columbia 4, Drexel 1.

## NOTRE DAME 22-23 STATS

| Team Stats         | ACC Games (Rk) | All Games (Rk) |
|--------------------|----------------|----------------|
| Scoring Offense    | 71.3 (4)       | 84.1 (9)       |
| Scoring Defense    | 54.3 (1)       | 59.5 (84)      |
| Scoring Margin     | 17.0 (2)       | 24.6 (7)       |
| FT Percentage      | 69.8 (10)      | 73.8 (84)      |
| FG Percentage      | 47.5 (2)       | 49.8 (5)       |
| FG Pct. Defense    | 31.9 (1)       | 34.9 (21)      |
| 3-FG Percentage    | 25.0 (12)      | 36.6 (25)      |
| 3-FG Defense       | 16.3 (1)       | 28.9 (104)     |
| Offensive Rebounds | 9.0 (15)       | 13.5 (73)      |
| Defensive Rebounds | 33.3 (1)       | 32.1 (8)       |
| Rebounding Margin  | 7.0 (2)        | 14.6 (4)       |
| Blocked Shots      | 7.3 (1)        | 5.9 (5)        |
| Assists            | 18.7 (1)       | 18.9 (8)       |
| Steals             | 9.3 (6)        | 8.3 (164)      |
| Turnover Margin    | -2.67 (11)     | -0.46 (216)    |
| Assist/TO Ratio    | 1.08 (2)       | 1.18 (32)      |

showing off her handles,” ESPN writer Katie Barnes recently said. “Basketball is rhythmic. Certain things happen at specific times. Miles disrupts the rhythm. Her unorthodox choices, like throwing a one-handed pass across her body with her left hand while off balance, might appear to be, at times, ill-advised. But defenses rarely see it coming.”

Over a four-game stretch in December — No. 20 Maryland, No. 3 UConn, Merrimack and No. 6 Virginia Tech — Miles was 28-54 (.519) from the floor and averaged 9.0 rebounds and 8.8 assists per game. The UConn game was one of four times this year she has led the Irish in scoring, and Miles was responsible for Notre Dame’s first seven points against the Huskies.

Miles produced 17 5-5-5 ‘Stat-Sheet Stuffer’ games last season, and she already has nine this year. A stat-sheet stuffer is when you get five or more in the three major stat categories. No other Irish player had more than four last year.

The coaches have said, and will continue to say, Notre Dame’s season will go as Miles’ season goes. Both are off to a great start.

### ALUMNI WNBA SUCCESS

The Irish dominated the WNBA this year.

Jackie Young won a WNBA title with the Las Vegas Aces, becoming just the second former Irish player to win a national title, Olympic gold medal and WNBA championship.

Skylar Diggins-Smith was a member of the All-WNBA First Team.

Diggins-Smith and Arike Ogunbowale both averaged 19.7 points per game last season, which was tied for third in the league. They led their respective teams, the Phoenix Mercury and the Dallas Wings. Four of the top 12 scorers in the WNBA last year were once Irish — Diggins-Smith, Ogunbowale, Jewell Loyd and Young.

Ogunbowale also averaged 2.8 three-pointers per contest, which ranked third in the WNBA.

In keeping with the theme of “third,” Mercury forward Brianna Turner was third in the WNBA last year with 1.6 blocks per game.

### SIXTH PLAYER OF THE YEAR LOADING?

Ivey picked up three transfers this offseason, and all three women have made an immediate impact, especially given Notre Dame’s relatively small roster.

Oregon transfer Kylee Watson has started 13 of 13 games for the Irish this year. She’s averaging 7.3 points, 4.0 rebounds and 1.3 assists per game, and the 6-4

## ACC PLAYERS OF THE WEEK

|                |                                 |
|----------------|---------------------------------|
| Nov. 14        | Ta’Niya Latson, Florida State   |
| Nov. 21        | Ta’Niya Latson, Florida State   |
| Nov. 28        | Deja Kelly, North Carolina      |
| <b>Dec. 5</b>  | <b>Olivia Miles, Notre Dame</b> |
| Dec. 12        | Elizabeth Kitley, Virginia Tech |
| <b>Dec. 19</b> | <b>Olivia Miles, Notre Dame</b> |
| Dec. 26        | Chrislyn Carr, Louisville       |
| Jan. 2         | Ta’Niya Latson, Florida State   |
|                |                                 |
|                |                                 |
|                |                                 |
|                |                                 |
|                |                                 |
|                |                                 |
|                |                                 |
|                |                                 |

## ACC ROOKIES OF THE WEEK

|         |                               |
|---------|-------------------------------|
| Nov. 14 | Ta’Niya Latson, Florida State |
| Nov. 21 | Ta’Niya Latson, Florida State |
| Nov. 28 | Ta’Niya Latson, Florida State |
| Dec. 5  | Ta’Niya Latson, Florida State |
| Dec. 12 | Ta’Niya Latson, Florida State |
| Dec. 19 | Ta’Niya Latson, Florida State |
| Dec. 26 | Ta’Niya Latson, Florida State |
| Jan. 2  | Ta’Niya Latson, Florida State |
|         |                               |
|         |                               |
|         |                               |
|         |                               |
|         |                               |
|         |                               |
|         |                               |
|         |                               |

## 22-23 NATIONAL RANKINGS

| Statistic             | Nat'l Rank     | Conf Rank  | Value | National Leader              | Value |
|-----------------------|----------------|------------|-------|------------------------------|-------|
| Scoring Offense       | 9              | 2          | 84.1  | LSU                          | 92.4  |
| FTM/Game              | 4              | 1          | 18.0  | Evansville                   | 20.1  |
| Rebounds/Game         | 11             | 3          | 45.6  | Troy                         | 52.4  |
| Statistic             | Player         | Nat'l Rank | Value | National Leader              | Value |
| Assists/Game          | Olivia Miles   | 3          | 7.5   | Nika Muhl (UConn)            | 9.3   |
| Field Goal Percentage | Sonia Citron   | 46         | 54.2  | Taylor Thierry (Ohio State)  | 71.2  |
| Free Throw Percentage | Sonia Citron   | 43         | 88.1  | Brynna Maxwell (Gonzaga)     | 97.9  |
| Blocks/Game           | Maddy Westbeld | 39         | 1.8   | Brooke Flowers (Saint Louis) | 4.0   |

forward is shooting .577.

But Texas transfer Lauren Ebo has stolen the show recently despite coming off the bench. In addition to a .548 success rate from the floor, Ebo is posting 10.6 points and 6.2 rebounds every time she takes the floor. The center had her first double-double in an Irish uniform against Ball State (11p/10r) and a career high 20 points against Arizona State. She posted a second double-double against Miami on Dec. 29.

Her name peppers the individual rankings among ACC bench players. Ebo ranks first in the conference in total made field goals (51), points (138), rebounds (81) and made free throws (36). It's difficult to find a more important sixth player in the conference.

### IRISH (LARGELY) PASS BIG NON-CON TESTS

Before seeing an ACC foe, Notre Dame saw five Power Five teams. The Irish went 4-1 against those squads, their one loss coming against Maryland in the ACC/BTG Challenge. The Terrapins' do-it-all superstar Diamond Miller's 31 points and buzzer-beating shot gave them the 74-72 win. The game remains a very solid loss, as Maryland checked in at No. 13 in the most recent AP Poll.

But talk about a bounce back. On Dec. 4, archrival UConn visited Notre Dame to reignite arguably the best rivalry in women's basketball. The Huskies led the series 39-13 all-time, but recent years had yielded mixed results. Prior to the 2022 game, the Huskies had won two straight games and had not lost at Notre Dame since 2013.

That changed in front of a sold-out crowd. The Irish came out on fire, shooting 65.4 percent in the first half and holding the third-ranked Huskies to just 24 points, their third-worst first-half output since the 2017-18 season.

Notre Dame walked away with a 74-60 victory and a

renewed confidence after the heartbreaker to Maryland. It was Coach Ivey's first win over UConn as a head coach after decades of involvement in the rivalry both as a player and an assistant.

### KK BRANSFORD: SIGNED, SEALED, DELIVERED

Ivey was extremely high on her only summer-enrollee this year, KK Bransford (No. 29 overall in the 2022 class). The head coach compared her body type to that of Jackie Young, who went on to be the 2019 No. 1 overall WNBA Draft pick after averaging 12.4 points, 6.3 rebounds and 3.5 assists per game over her three-year career in South Bend.

So far, Bransford looks like she can play with the best of them. She had a career-high 26 minutes against Maryland, and she's posting 7.9 points and 2.7 rebounds per game. She tied for second in the ACC in points per game amongst true freshmen who come off the bench.

Bransford had a career afternoon against Ball State with 16 points (plus going 8-8 from the free throw line), and she posted 14 and a career-high nine rebounds against the Sun Devils in the Bahamas. She topped that career-high in the points category the last time Notre Dame took the court, putting up 17 points against Boston College (11 of those were in the first half). Bransford was 5-5 from the floor.

"Every game I just go in and try to be as aggressive as I can," Bransford said after topping the Eagles. "Once I got in the game today, I just felt it and went with it. I feel like this gym is starting to feel like my home gym, so that's [great]. I just feel a lot more comfortable."

### ACC IN THE POLLS

Is it the hardest conference in the country? There's certainly an argument for it.

The Week 9 AP Poll has five ACC teams in the top 25: Notre Dame (4), Virginia Tech (9) and NC State (10), Duke (19) and UNC (22). It is the only conference in the

country with three top-10 teams.

Notre Dame opened conference play with Virginia Tech on Dec. 18 and earned a hard-fought 63-52 win. They head to Chapel Hill this weekend, and they also have to face NC State on the road on Jan. 29. Duke will play in South Bend on Feb. 5.

The ACC, Big Ten and Pac-12 each have five total ranked teams. The Big 12 has four, while the Big East has three. South Carolina is still the unanimous No. 1 team in the nation, but the SEC has just two ranked teams (LSU - 7).

### APPROACHING MILESTONE: 800

When it comes to the Mabrey family, that's a whole lot of buckets. Marina graduated in 2019 as the program's all-time career made three-pointer leader, draining a total of 274. Michaela converted a career total of 228, while Dara now boasts 296 (155 of those were made at Virginia Tech, so Marina continues to hold the Irish program record). All-in-all, the Mabreys have totaled a whopping 798 splash-downs.

"When I work out in Rolfs [Athletics Hall], I see her WNBA banner and all the women that have played here before us," Dara said after topping Marina for the family three-point record. "To be able to break her record means a whole lot to me because people don't really know how much she's done for me behind the scenes. She's my biggest role model, and I try to model my game off of her. I'm the biggest fan girl."

Only one other Division I team has had three sisters come through the same program - Washington State, who had three all on the same team the past two years (not triplets) - the Molina sisters.

### CLIMBING THE NET RANKINGS

The NCAA updated its NET (NCAA Evaluation Tool) Rankings on Jan. 4, and the Irish checked in at No. 8 despite a fourth-place mark in both the latest AP and Coaches Polls. They were No. 9 in the initial NET rankings, No. 7 is the highest they have climbed this year.

The most important metric in college basketball, the NET Rankings incorporate wins and losses, strengths of opponents, game location and metrics for both offensive and defensive efficiency. It is the foundation for the NCAA selection committee's process come March.

South Carolina remains the top team on the list, and Duke leads the ACC at No. 7. In addition to the Irish and the Blue Devils, four other ACC schools made the top 25: NC State (10), Virginia Tech (14), Florida State (17) and UNC (24).

The sample size remains extremely small; Notre Dame has played just 13 games this year, and we are less than two months into the season. But the NET Rankings are

## NOTRE DAME'S RECORD WHEN ...

| Day of the Week |     |
|-----------------|-----|
| Sunday          | 4-0 |
| Monday          | 1-0 |
| Tuesday         | 0-0 |
| Wednesday       | 2-0 |
| Thursday        | 2-1 |
| Friday          | 0-0 |
| Saturday        | 3-0 |

| Time of Game                           |     |
|--|-----|
| Day games (before 6 pm local time)     | 9-0 |
| Night games (6 pm or later local time) | 3-1 |

| Location     |     |
|--------------|-----|
| Home games   | 6-1 |
| Road games   | 3-0 |
| Neutral site | 3-0 |

| Halftime Score       |      |
|----------------------|------|
| Leading at the half  | 10-0 |
| Tied at the half     | 1-0  |
| Trailing at the half | 1-1  |

| Individual Scoring                 |     |
|------------------------------------|-----|
| Two or fewer double-figure scorers | 0-0 |
| Three double-figure scorers        | 3-1 |
| Four double-figure scorers         | 3-0 |
| Five or more double-figure scorers | 5-0 |

| Rebounding margin            |      |
|------------------------------|------|
| More rebounds than opponent  | 10-0 |
| Same number of rebounds      | 0-0  |
| Fewer rebounds than opponent | 2-1  |

| Field goal shooting                  |      |
|--------------------------------------|------|
| Shot higher percentage than opponent | 12-1 |
| Shot same percentage as opponent     | 0-0  |
| Shot lower percentage than opponent  | 0-0  |
| Shot 45% or better                   | 11-1 |
| Shot less than 45%                   | 1-0  |
| Hold opponent under 40%              | 10-0 |

| Free-throw margin                    |      |
|--------------------------------------|------|
| Make more free-throws than opponent  | 10-0 |
| Make same number of free-throws      | 0-0  |
| Make fewer free-throws than opponent | 2-1  |

| Turnovers                       |     |
|---------------------------------|-----|
| Commit fewer turnovers          | 5-0 |
| Commit same number of turnovers | 1-0 |
| Commit more turnovers           | 6-1 |

| Uniform Combinations          |     |
|-------------------------------|-----|
| White jerseys with gold       | 1-0 |
| White jerseys with green trim | 2-1 |
| White jerseys with navy trim  | 5-0 |
| Navy jerseys                  | 4-0 |
| Grey jerseys with pink trim   | 0-0 |

| Miscellaneous      |      |
|--------------------|------|
| Vs. top-25         | 2-1  |
| Vs. top-10         | 2-0  |
| When ranked higher | 11-1 |
| When ranked lower  | 1-0  |
| On commercial tv   | 7-1  |
| In overtime games  | 0-0  |

| Margin of Victory |     |
|-------------------|-----|
| 1-5 points        | 1-0 |
| 6-10 points       | 0-0 |
| 11-15 points      | 3-0 |
| 16-20 points      | 0-0 |
| 21+ points        | 8-0 |

| Month    |     |
|----------|-----|
| November | 6-0 |
| December | 5-1 |
| January  | 1-0 |
| February | 0-0 |
| March    | 0-0 |

certainly something to monitor as the Irish chase a 10th Final Four appearance.

### ND ADDS ANOTHER AS CALENDAR YEAR ENDS

Ivey's roster gained another elite recruit as the sun set on the 2022 calendar year. Five-star 2023 signee Cassandre Prosper announced in early December that she would enroll early, and she officially joined the team for practice on Dec. 26. She made her Irish debut at Miami and recorded a rebound and a block in three minutes of play. Prosper is just the second recruit to ever make the early move to South Bend, joining current Notre Dame guard Olivia Miles.

It was Prosper's home debut, however, that really served as her coming out party. The rookie played nearly 17 minutes, put up 7 points and came down with 9 rebounds against Boston College. She led the Irish in the latter category on the day. Her first collegiate basket was from behind the arc and was met with a standing ovation from both the bench and the Purcell Pavilion crowd.

"It was extra special because everyone was so excited for me," Prosper said after her Purcell debut. "I hit the three, and the whole bench, coaches, Sonia [Citron] who had just passed me the ball...everyone was just so happy for me. It made it even more amazing to hit my first college shot."

Prosper hails from Montreal, Quebec, attended Cairine Wilson Secondary School, and played for Capital Courts Academy. She is the No. 16 overall recruit per the ESPN HoopGurlz Recruiting Rankings, making her one of 24 five-star prospects in the nation. The Canadian product

was the Finals MVP for the 2022 Ontario Scholastic Basketball Association Final 8 High School Championships last March after posting 33 points, 15 rebounds and two assists. She was also the season's league MVP and earned academic honors as well.

While Prosper stands at 6-2, she is a game-changing shooter as well. Per the OBSA website, Prosper averaged 23.2 points, 13.2 rebounds and 2.6 assists per game over 10 contests last year. She shot 41.2 percent from the floor and hit 10 three-pointers as well.

Basketball runs in the Prosper family. Her older brother, Olivier-Maxence, is a junior forward at Marquette. Prosper's mother played college basketball for both Manhattan College and Concordia University, while her father played the duration of his college days at Concordia.

### TRINITY HEADS OVERSEAS

You may notice there is a name missing from the roster. It's only temporary.

Southern California native and junior walk-on Trinity Cha will spend the spring semester studying abroad in Greece. Per NCAA rules, she must be removed from the roster for that span.

Cha has played in 15 games for the blue and gold during her career with a total of 4 points (a 3-pointer and a free throw) and a steal.

### SHUTTING DOWN THE THREE

Notre Dame's greatest defensive weakness in non-conference play was defending against the 3-point shot. On three occasions — Cal, American and UConn — the Irish allowed a success rate greater than 35 percent from behind the arc. In total, Notre Dame's nonconference 3-point defense mark sat at 31.9.

If the Irish's three ACC games thus far are any indication of how the same defense might look down the stretch in conference play, it may be one of the team's greatest improvements on the year.

Virginia Tech, Miami and Boston College went a combined 8-49 from 3-point range (16.3). The Eagles have struggled in that area all year, but both the Hokies and Hurricanes have been solid. Virginia Tech's overall 3-point mark on the season is 34.1. Notre Dame held the top-10 foe to 6-26 (23.1).

Boston College's aforementioned woes were clear when they visited South Bend on Jan. 1. The Eagles went 0-9 from 3, marking the first time an opponent failed to make a 3-point basket since Feb. 2015.

**Leading Scorer - Season (Career at ND)**

|                       |        |
|-----------------------|--------|
| <b>Olivia Miles</b>   | 5(18)* |
| <b>Maddy Westbeld</b> | 2 (18) |
| <b>Dara Mabrey</b>    | 2(11)  |
| <b>Sonia Citron</b>   | 2 (6)  |
| <b>Lauren Ebo</b>     | 2 (2)  |
| <b>KK Bransford</b>   | 1 (1)* |

\* Miles/Bransford tie w/ 17 (vs Boston College, 1/1/23)

**Leading Rebounder**

|                          |        |
|--------------------------|--------|
| <b>Olivia Miles</b>      | 4 (8)  |
| <b>Sonia Citron</b>      | 2 (11) |
| <b>Maddy Westbeld</b>    | 3 (19) |
| <b>Kylee Watson</b>      | 1 (1)  |
| <b>Lauren Ebo</b>        | 2 (2)* |
| <b>KK Bransford</b>      | 1 (1)* |
| <b>Cassandra Prosper</b> | 1 (1)  |

\* Ebo/Bransford tie w/ 9 (vs ASU 11/26/22 @ Bimini, Bahamas)

**Leader in Assists**

|                       |          |
|-----------------------|----------|
| <b>Olivia Miles</b>   | 13(45)*^ |
| <b>Dara Mabrey</b>    | 1 (11)*  |
| <b>Sonia Citron</b>   | 0 (1)    |
| <b>Jenna Brown</b>    | 1 (1)*   |
| <b>Maddy Westbeld</b> | 3 (3)^   |

\* Miles/Mabrey/Brown tie with 4 (11/16/22 at NU)

^ Miles/Westbeld tie with 3 (11/24/22 vs American), 6 (vs ASU 11/26/22) & 4 (vs UConn)

**20-Point Scoring Performances**

|                       |   |
|-----------------------|---|
| <b>Opponents</b>      | 4 |
| <b>Notre Dame</b>     | 6 |
| <b>Olivia Miles</b>   | 2 |
| <b>Dara Mabrey</b>    | 0 |
| <b>Maddy Westbeld</b> | 1 |
| <b>Sonia Citron</b>   | 2 |
| <b>Kylee Watson</b>   | 0 |
| <b>Lauren Ebo</b>     | 1 |

**30-Point Scoring Games**

|                   |   |
|-------------------|---|
| <b>Opponents</b>  | 1 |
| <b>Notre Dame</b> | 0 |

**Tip-Offs Controlled**

|                     |      |
|---------------------|------|
| <b>Opponents</b>    | 3    |
| <b>Notre Dame</b>   | 10   |
| <b>Kylee Watson</b> | 10-3 |

**First Score**

|                       |   |
|-----------------------|---|
| <b>Opponents</b>      | 5 |
| <b>Notre Dame</b>     | 8 |
| <b>Maddy Westbeld</b> | 6 |
| <b>Kylee Watson</b>   | 1 |
| <b>Olivia Miles</b>   | 1 |

**Runs of 10 or Better**

|                   |   |
|-------------------|---|
| <b>Opponents</b>  | 1 |
| <b>Notre Dame</b> | 9 |

**Largest Halftime Lead**

35 (vs Merrimack, 12/10/22)

**Largest Halftime Deficit**

3 vs ASU (11/26/22)

**Largest Lead**

64 vs Merrimack (2:56 in 40, 12/10/22)

**Largest Deficit**

9 vs Virginia Tech (9:25 in 2Q, 12/18/22)

**Largest Deficit Overcome to Win**

9 vs Virginia Tech (9:25 in 2Q, 12/18/22)

**Largest Lead Given Out in Loss**

8 vs Maryland (7:38 in 2Q, 12/1/22)

**Most Consecutive Points**

17 vs Western Michigan (5:48 in Q3, 12/21/22)

**Most Consecutive Points (Opponent)**

10 vs UConn (4:40 in 3Q, 12/4/22)

**Double-Figure Points**

| Player         | 2022-23 | Career |
|----------------|---------|--------|
| Olivia Miles   | 12      | 42     |
| Sonia Citron   | 12      | 35     |
| Dara Mabrey    | 6       | 70     |
| Maddy Westbeld | 7       | 46     |
| Lauren Ebo     | 8       | 31     |
| Kylee Watson   | 5       | 9      |
| KK Bransford   | 5       | 5      |
| Nat Marshall   | 1       | 2      |
| Jenna Brown    | 1       | 1      |

**Double-Figure Rebounds**

| Player         | 2022-23 | Career |
|----------------|---------|--------|
| Olivia Miles   | 4       | 14     |
| Sonia Citron   | 2       | 8      |
| Lauren Ebo     | 2       | 16     |
| Maddy Westbeld | 1       | 7      |

**5-5-5 Games**

(aka "Stat Sheet Stuffers")

| Player       | 2022-23 | Career |
|--------------|---------|--------|
| Olivia Miles | 9       | 27     |
| Dara Mabrey  | 0       | 4      |
| Sonia Citron | 0       | 2      |

**Double-Doubles**

| Player         | 2022-23 | Career |
|----------------|---------|--------|
| Olivia Miles   | 6       | 15     |
| Maddy Westbeld | 1       | 6      |
| Sonia Citron   | 2       | 7      |
| Lauren Ebo     | 2       | 10     |

**Season Point Totals**

| Date  | Opp.           | OffTO | Paint | 2ndCh | FBreak | Bench |
|-------|----------------|-------|-------|-------|--------|-------|
| 11/7  | Northern Ill.  | 23/2  | 50/24 | 9/11  | 17/2   | 25/19 |
| 11/12 | California     | 24/21 | 36/28 | 12/11 | 10/10  | 20/28 |
| 11/16 | Northwestern   | 18/15 | 46/32 | 25/9  | 17/11  | 29/32 |
| 11/20 | Ball State     | 18/23 | 42/28 | 15/6  | 19/11  | 41/17 |
| 11/24 | American       | 15/8  | 42/32 | 17/8  | 23/3   | 23/26 |
| 11/26 | Arizona State  | 10/8  | 54/28 | 20/6  | 18/10  | 37/25 |
| 12/1  | Maryland       | 14/15 | 38/32 | 9/21  | 9/0    | 9/16  |
| 12/4  | Connecticut    | 13/20 | 46/16 | 10/10 | 6/7    | 14/11 |
| 12/10 | Merrimack      | 27/6  | 58/12 | 24/5  | 18/0   | 47/7  |
| 12/18 | Virginia Tech  | 12/3  | 42/16 | 5/6   | 8/7    | 16/2  |
| 12/21 | W. Michigan    | 19/16 | 48/20 | 13/0  | 16/3   | 20/17 |
| 12/29 | Miami (FL)     | 10/19 | 32/36 | 7/12  | 6/22   | 17/25 |
| 1/1   | Boston College | 19/14 | 56/36 | 16/10 | 19/9   | 36/9  |

\* Notre Dame is listed first in each column

**Points Off Turnovers**

|            | Total | Average |
|------------|-------|---------|
| Notre Dame | 222   | 17.1    |
| Opponents  | 170   | 13.1    |

**Points in the Paint**

|            | Total | Average |
|------------|-------|---------|
| Notre Dame | 590   | 45.4    |
| Opponents  | 332   | 25.5    |

**Second Chance Points**

|            | Total | Average |
|------------|-------|---------|
| Notre Dame | 182   | 14      |
| Opponents  | 110   | 8.5     |

**Fast Break Points**

|            | Total | Average |
|------------|-------|---------|
| Notre Dame | 186   | 14.3    |
| Opponents  | 95    | 7.3     |

**Bench Scoring**

|            | Total | Average |
|------------|-------|---------|
| Notre Dame | 334   | 25.7    |
| Opponents  | 234   | 18      |

## GAME BY GAME COMPARISON



### 2022-23 Notre Dame Women's Basketball Team Game-by-Game All games

Page 1/1  
as of Jan 01, 2023

| Opponent                 | Date       | Score       | Total          |             | 3-Pointers    |             | Free throws    |             | Rebounds   |            |            |             | PF         | A          | TO         | BLK       | STL        | PTS         | AVG         |
|--------------------------|------------|-------------|----------------|-------------|---------------|-------------|----------------|-------------|------------|------------|------------|-------------|------------|------------|------------|-----------|------------|-------------|-------------|
|                          |            |             | FG-FGA         | PCT         | 3FG-3FGA      | PCT         | FT-FTA         | PCT         | OFF        | DEF        | TOT        | AVG         |            |            |            |           |            |             |             |
| NIU                      | 11/07/2022 | 88-48 W     | 34-71          | .479        | 6-16          | .375        | 14-17          | .824        | 11         | 32         | 43         | 43.0        | 8          | 22         | 8          | 9         | 16         | 88          | 88.0        |
| vs California            | 11/12/2022 | 90-79 W     | 27-52          | .519        | 6-14          | .429        | 30-36          | .833        | 15         | 27         | 42         | 42.5        | 28         | 18         | 23         | 5         | 7          | 90          | 89.0        |
| at Northwestern Ball St. | 11/20/2022 | 95-60 W     | 32-59          | .542        | 7-17          | .412        | 21-32          | .656        | 24         | 34         | 58         | 47.7        | 22         | 19         | 16         | 4         | 7          | 92          | 90.0        |
| vs American              | 11/24/2022 | 90-65 W     | 29-62          | .468        | 4-13          | .308        | 28-41          | .683        | 18         | 34         | 52         | 49.0        | 20         | 10         | 16         | 4         | 8          | 90          | 91.0        |
| vs Arizona St.           | 11/26/2022 | 85-65 W     | 31-63          | .492        | 2-10          | .200        | 21-36          | .583        | 18         | 27         | 45         | 48.3        | 12         | 20         | 8          | 2         | 5          | 85          | 90.0        |
| Maryland                 | 12/01/2022 | 72-74 L     | 28-62          | .452        | 6-17          | .353        | 10-15          | .667        | 13         | 24         | 37         | 46.7        | 17         | 18         | 18         | 5         | 7          | 72          | 87.4        |
| UConn                    | 12/04/2022 | 74-60 W     | 32-57          | .561        | 6-13          | .462        | 4-7            | .571        | 8          | 31         | 39         | 45.8        | 17         | 15         | 18         | 6         | 7          | 74          | 85.8        |
| Merrimack                | 12/10/2022 | 108-44 W    | 35-63          | .556        | 4-11          | .364        | 34-38          | .895        | 17         | 39         | 56         | 46.9        | 7          | 24         | 10         | 9         | 7          | 108         | 88.2        |
| at Virginia Tech         | 12/18/2022 | 63-52 W     | 26-61          | .426        | 1-8           | .125        | 10-13          | .769        | 5          | 34         | 39         | 46.1        | 16         | 13         | 11         | 9         | 9          | 63          | 85.7        |
| Western Mich.            | 12/21/2022 | 85-57 W     | 33-60          | .550        | 8-16          | .500        | 11-14          | .786        | 10         | 34         | 44         | 45.9        | 15         | 23         | 17         | 3         | 7          | 85          | 85.6        |
| at Miami (FL)            | 12/29/2022 | 66-63 W     | 27-58          | .466        | 4-13          | .308        | 8-15           | .533        | 9          | 33         | 42         | 45.6        | 11         | 23         | 22         | 7         | 4          | 66          | 84.0        |
| Boston College           | 01/01/2023 | 85-48 W     | 32-60          | .533        | 2-7           | .286        | 19-25          | .760        | 13         | 33         | 46         | 45.6        | 13         | 20         | 19         | 6         | 15         | 85          | 84.1        |
| <b>Total</b>             |            | <b>1093</b> | <b>398-799</b> | <b>.498</b> | <b>63-172</b> | <b>.366</b> | <b>234-317</b> | <b>.738</b> | <b>176</b> | <b>417</b> | <b>593</b> | <b>45.6</b> | <b>202</b> | <b>246</b> | <b>209</b> | <b>77</b> | <b>108</b> | <b>1093</b> | <b>84.1</b> |
| Opponents                |            | 773         | 292-836        | .349        | 67-232        | .289        | 122-190        | .642        | 141        | 262        | 403        | 31.0        | 264        | 142        | 203        | 44        | 89         | 773         | 59.5        |

#### Notre Dame Averages

| Games Played | Points/game | FG Pct | 3FG Pct | FT Pct | Rebounds/game | Assists/game | Turnovers/game | Assist/Turnover ratio | Steals/game | Blocks/game |
|--------------|-------------|--------|---------|--------|---------------|--------------|----------------|-----------------------|-------------|-------------|
| 13           | 84.1        | 49.8   | 36.6    | 73.8   | 45.6          | 18.9         | 16.1           | 1.2                   | 8.3         | 5.9         |



### 2022-23 Notre Dame Women's Basketball Opponents Game-by-Game All games

Page 1/1  
as of Jan 01, 2023

| Opponent                 | Date       | Score      | Total          |             | 3-Pointers    |             | Free throws    |             | Rebounds   |            |            |             | PF         | A          | TO         | BLK       | STL       | PTS        | AVG         |
|--------------------------|------------|------------|----------------|-------------|---------------|-------------|----------------|-------------|------------|------------|------------|-------------|------------|------------|------------|-----------|-----------|------------|-------------|
|                          |            |            | FG-FGA         | PCT         | 3FG-3FGA      | PCT         | FT-FTA         | PCT         | OFF        | DEF        | TOT        | AVG         |            |            |            |           |           |            |             |
| NIU                      | 11/07/2022 | 88-48 W    | 19-69          | .275        | 5-17          | .294        | 5-6            | .833        | 18         | 27         | 45         | 45.0        | 13         | 8          | 22         | 2         | 6         | 48         | 48.0        |
| vs California            | 11/12/2022 | 90-79 W    | 27-64          | .422        | 9-22          | .409        | 16-24          | .667        | 12         | 14         | 26         | 35.5        | 31         | 17         | 16         | 2         | 12        | 79         | 63.5        |
| at Northwestern Ball St. | 11/20/2022 | 92-58 W    | 22-62          | .355        | 4-17          | .235        | 10-22          | .455        | 11         | 21         | 32         | 34.3        | 26         | 13         | 17         | 6         | 5         | 58         | 61.7        |
| vs American              | 11/24/2022 | 90-65 W    | 21-65          | .323        | 5-17          | .294        | 13-20          | .650        | 10         | 14         | 24         | 31.8        | 22         | 10         | 15         | 3         | 8         | 60         | 61.3        |
| vs American              | 11/24/2022 | 90-65 W    | 25-67          | .373        | 5-14          | .357        | 10-15          | .667        | 11         | 19         | 30         | 31.4        | 27         | 14         | 16         | 1         | 3         | 65         | 62.0        |
| vs Arizona St.           | 11/26/2022 | 85-65 W    | 26-58          | .448        | 4-16          | .250        | 9-15           | .600        | 6          | 23         | 29         | 31.0        | 26         | 7          | 10         | 0         | 4         | 65         | 62.5        |
| Maryland                 | 12/01/2022 | 72-74 L    | 28-70          | .400        | 4-16          | .250        | 14-17          | .824        | 17         | 24         | 41         | 32.4        | 15         | 11         | 13         | 3         | 9         | 74         | 64.1        |
| UConn                    | 12/04/2022 | 74-60 W    | 21-57          | .368        | 8-18          | .444        | 10-13          | .769        | 7          | 19         | 26         | 31.6        | 15         | 15         | 15         | 3         | 4         | 60         | 63.6        |
| Merrimack                | 12/10/2022 | 108-44 W   | 17-63          | .270        | 7-23          | .304        | 3-6            | .500        | 10         | 14         | 24         | 30.8        | 25         | 8          | 19         | 4         | 4         | 44         | 61.4        |
| at Virginia Tech         | 12/18/2022 | 63-52 W    | 20-68          | .294        | 6-26          | .231        | 6-10           | .600        | 10         | 31         | 41         | 31.8        | 16         | 11         | 13         | 5         | 3         | 52         | 60.5        |
| Western Mich.            | 12/21/2022 | 85-57 W    | 21-57          | .368        | 8-23          | .348        | 7-14           | .500        | 3          | 17         | 20         | 30.7        | 10         | 9          | 16         | 3         | 8         | 57         | 60.2        |
| at Miami (FL)            | 12/29/2022 | 66-63 W    | 25-72          | .347        | 2-14          | .143        | 11-14          | .786        | 14         | 23         | 37         | 31.3        | 18         | 13         | 13         | 2         | 15        | 63         | 60.4        |
| Boston College           | 01/01/2023 | 85-48 W    | 20-64          | .313        | 0-9           | .000        | 8-14           | .571        | 12         | 16         | 28         | 31.0        | 20         | 6          | 18         | 10        | 8         | 48         | 59.5        |
| <b>Total</b>             |            | <b>773</b> | <b>292-836</b> | <b>.349</b> | <b>67-232</b> | <b>.289</b> | <b>122-190</b> | <b>.642</b> | <b>141</b> | <b>262</b> | <b>403</b> | <b>31.0</b> | <b>264</b> | <b>142</b> | <b>203</b> | <b>44</b> | <b>89</b> | <b>773</b> | <b>59.5</b> |
| Notre Dame               |            | 1093       | 398-799        | .498        | 63-172        | .366        | 234-317        | .738        | 176        | 417        | 593        | 45.6        | 202        | 246        | 209        | 77        | 108       | 1093       | 84.1        |

#### Opponents Averages

| Games Played | Points/game | FG Pct | 3FG Pct | FT Pct | Rebounds/game | Assists/game | Turnovers/game | Assist/Turnover ratio | Steals/game | Blocks/game |
|--------------|-------------|--------|---------|--------|---------------|--------------|----------------|-----------------------|-------------|-------------|
| 13           | 59.5        | 34.9   | 28.9    | 64.2   | 31.0          | 10.9         | 15.6           | 0.7                   | 6.8         | 3.4         |



## 2022-23 Notre Dame Women's Basketball Combined Team Statistics All games

Page 1/1  
as of Jan 01, 2023

### Game Records

| Record         | Overall | Home | Away | Neutral |
|----------------|---------|------|------|---------|
| ALL GAMES      | 12-1    | 6-1  | 3-0  | 3-0     |
| CONFERENCE     | 3-0     | 1-0  | 2-0  | 0-0     |
| NON-CONFERENCE | 9-1     | 5-1  | 1-0  | 3-0     |

### Score by Periods

| Team       | 1st | 2nd | 3rd | 4th | OT | TOT  |
|------------|-----|-----|-----|-----|----|------|
| Notre Dame | 275 | 274 | 267 | 277 | 0  | 1093 |
| Opponents  | 174 | 183 | 211 | 205 | 0  | 773  |

### Team Box Score

| No.              | Player             | Total     |             |      | 3-Point        |             |               | F-Throw     |                | Rebounds    |            |            |            | Other       |            |          |            | PTS        | AVG       |            |             |             |
|------------------|--------------------|-----------|-------------|------|----------------|-------------|---------------|-------------|----------------|-------------|------------|------------|------------|-------------|------------|----------|------------|------------|-----------|------------|-------------|-------------|
|                  |                    | GP-GS     | MIN         | AVG  | FG-FGA         | FG%         | 3FG-3FGA      | 3FG%        | FT-FTA         | FT%         | OFF        | DEF        | TOT        | AVG         | PF         | DQ       | A          |            |           | TO         | BLK         | STL         |
| 5                | MILES, Olivia      | 13-13     | 388:21      | 29.9 | 70-138         | .507        | 7-30          | .233        | 50-63          | .794        | 3          | 101        | 104        | 8.0         | 23         | 0        | 98         | 44         | 4         | 32         | 197         | 15.2        |
| 11               | CITRON, Sonia      | 13-13     | 418:27      | 32.2 | 71-131         | .542        | 15-34         | .441        | 37-42          | .881        | 18         | 66         | 84         | 6.5         | 22         | 0        | 29         | 36         | 12        | 18         | 194         | 14.9        |
| 1                | MABREY, Dara       | 13-13     | 401:03      | 30.9 | 45-119         | .378        | 28-76         | .368        | 21-25          | .840        | 2          | 34         | 36         | 2.8         | 20         | 1        | 34         | 23         | 0         | 11         | 139         | 10.7        |
| 33               | EBO, Lauren        | 13-0      | 269:53      | 20.8 | 51-93          | .548        | 0-1           | .000        | 36-52          | .692        | 35         | 46         | 81         | 6.2         | 38         | 3        | 13         | 26         | 11        | 9          | 138         | 10.6        |
| 21               | WESTBELD, Maddy    | 13-13     | 300:04      | 23.1 | 56-112         | .500        | 11-25         | .440        | 11-16          | .688        | 21         | 66         | 87         | 6.7         | 30         | 0        | 31         | 22         | 23        | 11         | 134         | 10.3        |
| 14               | BRANSFORD, KK      | 13-0      | 267:17      | 20.6 | 35-75          | .467        | 1-3           | .333        | 32-45          | .711        | 17         | 18         | 35         | 2.7         | 21         | 0        | 12         | 11         | 1         | 10         | 103         | 7.9         |
| 22               | WATSON, Kylee      | 13-13     | 293:21      | 22.6 | 41-71          | .577        | 0-0           | .000        | 13-25          | .520        | 17         | 35         | 52         | 4.0         | 22         | 0        | 17         | 22         | 17        | 9          | 95          | 7.3         |
| 15               | MARSHALL, Natalija | 12-0      | 124:11      | 10.3 | 17-30          | .567        | 0-0           | .000        | 20-31          | .645        | 21         | 8          | 29         | 2.4         | 16         | 0        | 3          | 10         | 8         | 1          | 54          | 4.5         |
| 4                | PROSPER, Cassandre | 2-0       | 19:52       | 9.9  | 3-7            | .429        | 1-1           | 1.000       | 0-0            | .000        | 4          | 6          | 10         | 5.0         | 1          | 0        | 1          | 3          | 1         | 2          | 7           | 3.5         |
| 0                | BROWN, Jenna       | 10-0      | 97:34       | 9.8  | 8-18           | .444        | 0-1           | .000        | 13-16          | .813        | 8          | 9          | 17         | 1.7         | 5          | 0        | 8          | 6          | 0         | 4          | 29          | 2.9         |
| 25               | CERNUGEL, Sarah    | 7-0       | 14:01       | 2.0  | 1-4            | .250        | 0-0           | .000        | 0-0            | .000        | 0          | 0          | 0          | 0.0         | 3          | 0        | 0          | 0          | 0         | 0          | 2           | 0.3         |
| 2                | CHA, Trinity       | 5-0       | 05:55       | 1.2  | 0-1            | .000        | 0-1           | .000        | 1-2            | .500        | 0          | 0          | 0          | 0.0         | 1          | 0        | 0          | 1          | 0         | 1          | 1           | 0.2         |
| Team             |                    |           |             |      |                |             |               |             |                |             | 30         | 28         | 58         |             |            |          |            |            | 5         |            |             |             |
| <b>Total</b>     |                    | <b>13</b> | <b>2600</b> |      | <b>398-799</b> | <b>.498</b> | <b>63-172</b> | <b>.366</b> | <b>234-317</b> | <b>.738</b> | <b>176</b> | <b>417</b> | <b>593</b> | <b>45.6</b> | <b>202</b> | <b>4</b> | <b>246</b> | <b>209</b> | <b>77</b> | <b>108</b> | <b>1093</b> | <b>84.1</b> |
| <b>Opponents</b> |                    | <b>13</b> | <b>2600</b> |      | <b>292-836</b> | <b>.349</b> | <b>67-232</b> | <b>.289</b> | <b>122-190</b> | <b>.642</b> | <b>141</b> | <b>262</b> | <b>403</b> | <b>31.0</b> | <b>264</b> | <b>8</b> | <b>142</b> | <b>203</b> | <b>44</b> | <b>89</b>  | <b>773</b>  | <b>59.5</b> |

### Team Statistics

|                        | ND             | OPP            |
|------------------------|----------------|----------------|
| <b>Scoring</b>         | <b>1093</b>    | <b>773</b>     |
| Points per game        | 84.1           | 59.5           |
| Scoring margin         | +24.6          | -              |
| <b>Field goals-att</b> | <b>398-799</b> | <b>292-836</b> |
| Field goal pct         | .498           | .349           |
| <b>3 point fg-att</b>  | <b>63-172</b>  | <b>67-232</b>  |
| 3-point FG pct         | .366           | .289           |
| 3-pt FG made per game  | 4.8            | 5.2            |
| <b>Free throws-att</b> | <b>234-317</b> | <b>122-190</b> |
| Free throw pct         | .738           | .642           |
| F-Throws made per game | 18.0           | 9.4            |
| <b>Rebounds</b>        | <b>593</b>     | <b>403</b>     |
| Rebounds per game      | 45.6           | 31.0           |
| Rebounding margin      | +14.6          | -              |
| <b>Assists</b>         | <b>246</b>     | <b>142</b>     |
| Assists per game       | 18.9           | 10.9           |
| <b>Turnovers</b>       | <b>209</b>     | <b>203</b>     |
| Turnovers per game     | 16.1           | 15.6           |
| Turnover margin        | -0.5           | -              |
| Assist/turnover ratio  | 1.2            | 0.7            |
| <b>Steals</b>          | <b>108</b>     | <b>89</b>      |
| Steals per game        | 8.3            | 6.8            |
| <b>Blocks</b>          | <b>77</b>      | <b>44</b>      |
| Blocks per game        | 5.9            | 3.4            |
| <b>Winning streak</b>  | <b>6</b>       | <b>-</b>       |
| Home win streak        | 4              | -              |
| <b>Attendance</b>      | <b>33237</b>   | <b>7535</b>    |
| Home games-Avg/Game    | 7-4748         | 3-2512         |
| Neutral site-Avg/Game  | -              | 3-1572         |

### Team Results

| Date       | Opponent         |   | Score  | Att. |
|------------|------------------|---|--------|------|
| 11/07/2022 | NIU              | W | 88-48  | 2545 |
| 11/12/2022 | vs California    | W | 90-79  | 4212 |
| 11/16/2022 | at Northwestern  | W | 92-58  | 1176 |
| 11/20/2022 | Ball St.         | W | 95-60  | 3438 |
| 11/24/2022 | vs American      | W | 90-65  | 244  |
| 11/26/2022 | vs Arizona St.   | W | 85-65  | 261  |
| 12/01/2022 | Maryland         | L | 72-74  | 3131 |
| 12/04/2022 | UConn            | W | 74-60  | 9149 |
| 12/10/2022 | Merrimack        | W | 108-44 | 4670 |
| 12/18/2022 | at Virginia Tech | W | 63-52  | 4206 |
| 12/21/2022 | Western Mich.    | W | 85-57  | 4772 |
| 12/29/2022 | at Miami (FL)    | W | 66-63  | 2153 |
| 01/01/2023 | Boston College   | W | 85-48  | 5532 |





## NIELE IVEY

KAREN & KEVIN KEYES HEAD COACH

3RD SEASON

14 COMBINED YEARS AS A COACH

19 COMBINED YEARS ON CAMPUS

IG & TWITTER: @IRISHCOACHIVEY

### IVEY BIO

One of the finest point guards ever to wear the Notre Dame uniform, Niele Ivey (first name pronounced knee-L) was announced as the fourth Karen & Kevin Keyes Family Head Women's Basketball Coach on April 22, 2020, just mere minutes after Muffet McGraw stepped down from her post after a Hall of Fame career.

Ivey is the common link to all nine of the program's Final Four appearances, two as a player and seven as an assistant coach, logging a combined 18 years on Notre Dame's campus (13 as a coach and five as a player).

"I am so honored to be able to follow in the legacy that Coach McGraw built here at Notre Dame," Ivey stated. "My love and appreciation for Coach McGraw is beyond anything I can express. She's more than a mentor, more than a friend, she's one of the most influential people in my life. I am full of gratitude for Coach McGraw and what she has done for me. She was the first to give me an opportunity to play for Notre Dame and coach here as well. I will forever be grateful for her love and support. I would also like to thank Jack Swarbrick and Father Jenkins for having the faith to move this program forward with me. I can never thank you enough for this incredible opportunity."

In her first year at the helm, Ivey not only had to balance settling into her new role with a young roster but also navigating the waters of both a national pandemic. In a shortened season due to Covid-19, Ivey's squad went 10-10 (8-7). In her first week on the job, Coach Ivey received verbals from now-sophomores Sonia Citron and Olivia Miles, who made up a top-five nationally ranked recruiting class.

As an assistant, the Irish went 386-55 (.875) during Ivey's time patrolling the sidelines. Notre Dame's recent decade of dominance (2010-19) had Ivey's handprints all over it – no other program had produced more trips to the national title game (six), and the Irish posted the third-most wins in that span as well (339).

That decade also consisted of 14 conference championships (eight regular-season plus six tournament titles split between the BIG EAST and ACC), seven Final Fours and a 2018 national championship.

Ivey expanded her basketball prowess when she stepped away from Notre Dame to accept an assistant coaching position with the Memphis Grizzlies for the 2019-20 season. Ivey proved to be a true trailblazer, becoming the ninth active female coach in the NBA.

Over that year, Ivey helped develop a young team, with a new coaching staff, into a playoff contender. Ivey worked with several different position groups with the Grizzlies, but primarily with standout guards Jarien Jackson and Ja Morant, as the latter won 2020 NBA Rookie of the Year honors.

Ivey originally joined the Fighting Irish women's basketball coaching staff in May 2007 (she added the title of recruiting coordinator in 2012 and was promoted to associate head coach in the summer of 2015). Ivey went on to spend 12 seasons under Coach McGraw before departing for the Memphis Grizzlies.

Over her last eight years in particular as an assistant, Notre Dame ranked in the top-12 in field goal percentage (led the country in 2013-14 season), scoring offense and assists. In fact, Notre Dame's offense over its back-to-back title game runs in 2018 and 2019 was one for the record books. The 2018 championship squad ranked in the top five in all the aforementioned categories. Meanwhile, the 2019 Irish took home the statistical championship for top-scoring offense in the country, averaging a program-record 88.6 points per game. In addition, they broke the program record for assists (804) while finishing second in shooting percentage (50.8 percent). The stat that is the icing on the cake to all of this — the 2019 starting five of Ogunbowale, Mabrey, Shepard, Turner and Young went down as the most prolific scoring fivesome in the history of NCAA Division I basketball (men's or women's), amassing an astonishing 10,230 combined career points.

In addition to her achievements in player development with such proteges as All-Americans Skylar Diggins, Jewell Loyd, Lindsay Allen and Arike Ogunbowale, Ivey emerged as a rising star on the recruiting trail, with a sharp eye for young up-and-coming talent. In fact, she helped Notre Dame attract top-12 incoming classes in nine of her last 10 years. In her last class, Coach Ivey nabbed No. 6 Samantha Brunelle and No. 18 Anaya Peoples. Fast forward to now and Coach Ivey nabbed a top-five recruiting class in year one.

What's more, Ivey displayed brilliant prowess when it came to scouting and in-game strategy. In her last six years as an assistant, she was directly responsible for creating the game plans that led to victories over



Duke (12 times), Tennessee (8 times), Florida State (7 times), Connecticut (5 times), Maryland (three times), Louisville (8 times), Syracuse (7 times), UCLA (three times), Baylor (twice), Texas A&M (3 times) and South Carolina, among many others.

In fact, Notre Dame is 5-3 all-time against UConn in the NCAA Tournament, which more than doubles the next best team's win total. Overall, over her last 12 years, the Irish have knocked off the Huskies nine times, while all other Division I teams combined for 10 wins.

All things considered, it was no surprise when Ivey was chosen as the inaugural recipient of the Women's Basketball Coaches Association (WBCA) Division I National Assistant Coach of the Year award in 2016.

Most notable players under Ivey's tutelage: Arike Ogunbowale, Jewell Loyd and Skylar Diggins-Smith. Ogunbowale was a two-time All-American, two-time Ann Meyers Drysdale Award finalist and the 2018 Final Four MVP after her famous Ice Twice. Ogunbowale graduated as the program's all-time leading scorer. Ivey helped mold Loyd into one of the country's top players from 2012-15. Loyd finished with 1,909 points and a 17.0 career points-per-game average. Loyd's best performances came against Top 25 teams, in which she averaged 22.8 points, 6.5 rebounds and 3.2 assists per game, including a school record-tying 41 at DePaul. Then there's Skylar Diggins-Smith. Under Ivey's guidance, Diggins-Smith made a seamless transition from shooting guard to point guard during her final three seasons, emerging as one of the nation's elite players to become one of just three two-time recipients of the Lieberman Award and a two-time consensus first-team All-America and BIG EAST Player of the Year selection. Diggins-Smith graduated in 2013 as the holder (or co-holder) of no fewer than 32 game, season or career records at Notre Dame, and ranks among the top five on an astounding 105 of the program's game, season or career charts.

Ivey sat out most of her freshman season at Notre Dame (1996-97 Final Four campaign) after suffering a season-ending knee injury five games in. However, she was awarded a fifth year of eligibility in 2000-01 and made the most of it, earning third-team AP All-America honors, the first Fighting Irish point guard to be so recognized. She also was the recipient of the 2001 Frances Pomeroy Naismith Award (nation's top senior player standing 5-foot-8 or under) and was a finalist for the 2001 Lieberman Award. In addition, Ivey made the 2001 NCAA Women's Final Four All-Tournament Team after averaging 16.5 points and 5.5 steals per game as the Fighting Irish defeated Connecticut and Purdue to win their first national title.

All told, Notre Dame went 109-22 (.832) during Ivey's last four seasons, reaching the NCAA Sweet 16 three times (1998, 2000, 2001) and rolling up a (then) school-record 34 wins in 2000-01. The Fighting Irish also won a share of their first BIG EAST regular-season championship in 2000-01 and were ranked in the top 10 of either or both the Associated Press and WNBA/USA Today polls for all but two weeks during her final three campaigns. While at Notre Dame, Ivey was a three-time all-BIG EAST selection (1999-2001), collecting first-team honors in 2001, and was tapped as the BIG EAST Player of the Week five times. She also led the Fighting Irish in steals in each of her final four seasons (1997-98 to 2000-01) and was the team's assist leader in her last three years, setting school records with 95 steals in 1999-2000 (since topped by Diggins) and 247 assists in 2000-01, along with a school-standard 2.67 assist/turnover ratio the latter season.

Ivey went on to play five seasons in the WNBA, beginning with her selection by the Indiana Fever in the second round (17th overall pick) of the 2001 WNBA Draft. She spent four seasons with the Fever, helping them to the first playoff berth in franchise history in 2002. Ivey signed with the Detroit Shock as a restricted free agent in 2005, and subsequently was acquired by the Phoenix Mercury later that season.

A native of St. Louis, Ivey graduated from Notre Dame's College of Arts and Letters in 2000 with a bachelor's degree in history.



# JENNA BROWN

5-10 // GRADUATE // GUARD

ATLANTA, GA

THE LOVETT SCHOOL // STANFORD

IG: @JENNA.BROWN54

### SEASON BESTS

Pts: 10 (vs Ball State, 11/20/22)  
 Rebs: 5 (vs Ball State, 11/20/22)  
 FGM: 4 (vs Ball State, 11/20/22)  
 FGA: 5 (vs Ball State, 11/20/22)  
 3FGM:  
 3FGA: 1 (vs Northwestern, 11/16/22)  
 FTM: 4 (vs Western Michigan, 12/21/22)  
 FTA: 4 (vs Western Michigan, 12/21/22)  
 Ast: 4 (vs Northwestern, 11/16/22)  
 Blk:  
 Stl: 1, 4x (last vs Boston College, 1/1/23)  
 Min: 22 (vs Merrimack, 12/10/22)

### CAREER BESTS

Pts: 10 (vs Ball State, 11/20/22)  
 Rebs: 7 (vs CSUN, 12/29/18)  
 FGM: 4, 2x (last vs Ball State, 11/20/22)  
 FGA: 8, 2x (last vs UCLA, 2/7/20)  
 3FGM: 1, 4x (last vs UCLA, 2/7/20)  
 3FGA: 4 (vs Idaho, 11/11/18)  
 FTM: 4, 2x (vs Western Michigan, 12/21/22)  
 FTA: 6 (vs USC, 2/9/20)  
 Ast: 5 (vs Eastern Wash, 11/5/19)  
 Blk: 1, 2x (last vs Gonzaga, 11/17/19)  
 Stl: 1, 12x (last vs Boston College, 1/1/23)  
 Min: 22, 2x (last vs Merrimack, 12/10/22)

### GRADUATE SEASON AT NOTRE DAME (2022-23)

Posted a career high 10 points against Ball State  
 Was tied with Mabrey and Miles for the team leader in assists against Northwestern (4)  
 Made her first career basket for Notre Dame against Northwestern

### SENIOR SEASON AT STANFORD (2021-22)

Pac-12 Champions • Pac-12 Tournament Champions

Did not see any game action

### JUNIOR SEASON (2020-21)

NCAA Champions • Pac-12 Champions • Pac-12 Tournament Champions

Pac-12 Academic Honor Roll

Took a medical redshirt

### SOPHOMORE SEASON (2019-20)

Pac-12 Academic Honor Roll

Appeared in 24 games off the bench, averaging 2.0 points, 1.0 assists and 0.9 rebounds in 7.4 minutes

Tied a career-high with nine points against #10 UCLA (Feb. 7)

Missed the last seven games of the season due to injury

### FRESHMAN SEASON (2018-19)

Pac-12 Tournament Champions

Came off the bench in 34 games and averaged 1.6 points and 0.9 rebounds in 8.1 minutes

Shot 31.1 percent from the field (19-of-61), 16.7 percent from behind the arc (3-of-18) and 56.0 percent at the line (14-of-25)

Scored a career-high nine points at Arizona (Jan. 13) and grabbed a career-high seven rebounds against CSUN (Dec. 29)

Handed out three assists in five games

### PREP AND PERSONAL

A five-star talent, rated as the 18th best player in the country according to ESPN HoopGurlz and 13th by Prospects Nation

National High School Coaches Association Senior Girls' Basketball Athlete of the Year (2018)

McDonald's All-American (2018)

Jordan Brand Classic All-American (2018)

Naismith High School Girls' First Team All-American (2018)

### SEASON

1..... Double-Figure Scoring..... 1

### CAREER


### 2022-23 GAME-BY-GAME STATISTICS

| Date  | Opponent          | GS/P | MIN   | FG-A | 3P-A | FT-A  | RB | PF | A | TO | ST | BL | PTS |
|-------|-------------------|------|-------|------|------|-------|----|----|---|----|----|----|-----|
| 11/7  | Northern Illinois | 0-1  | 8:30  | 0-1  | 0-0  | 0-0   | 2  | 2  | 2 | 0  | 0  | 0  | 0   |
| 11/12 | California        | 0-2  | 2:12  | 0-0  | 0-0  | 0-0   | 0  | 0  | 0 | 0  | 0  | 0  | 0   |
| 11/16 | @ Northwestern    | 0-3  | 15:11 | 1-4  | 0-1  | 1-2   | 2  | 1  | 4 | 2  | 1  | 0  | 3   |
| 11/20 | Ball State        | 0-4  | 16:01 | 4-5  | 0-0  | 2-2   | 5  | 0  | 0 | 0  | 1  | 0  | 10  |
| 11/24 | vs American       | 0-5  | 8:24  | 0-1  | 0-0  | 0-0   | 0  | 0  | 0 | 2  | 0  | 0  | 0   |
| 11/26 | vs Arizona State  | 0-6  | 3:49  | 1-1  | 0-0  | 1-2   | 0  | 0  | 0 | 0  | 0  | 0  | 3   |
| 12/1  | Maryland          |      |       |      |      |       |    |    |   |    |    |    |     |
| 12/4  | @ UConn           | 0-7  | 0:21  | 0-0  | 0-0  | 0-0   | 0  | 0  | 0 | 0  | 0  | 0  | 0   |
| 12/8  | @ Lafayette       |      |       |      |      | [PPD] |    |    |   |    |    |    |     |
| 12/10 | Merrimack         | 0-8  | 22:43 | 1-3  | 0-0  | 2-2   | 2  | 2  | 1 | 2  | 1  | 0  | 4   |
| 12/18 | @ Virginia Tech   |      |       |      |      |       |    |    |   |    |    |    |     |
| 12/21 | Western Michigan  | 0-9  | 12:10 | 0-1  | 0-0  | 4-4   | 3  | 1  | 0 | 0  | 0  | 0  | 4   |
| 12/29 | @ Miami           |      |       |      |      |       |    |    |   |    |    |    |     |
| 1/1   | Boston College    | 0-10 | 8:12  | 1-2  | 0-0  | 3-4   | 3  | 0  | 0 | 0  | 1  | 0  | 5   |
| 1/8   | @ North Carolina  |      |       |      |      |       |    |    |   |    |    |    |     |
| 1/12  | Wake Forest       |      |       |      |      |       |    |    |   |    |    |    |     |
| 1/15  | @ Syracuse        |      |       |      |      |       |    |    |   |    |    |    |     |
| 1/19  | @ Clemson         |      |       |      |      |       |    |    |   |    |    |    |     |
| 1/22  | Virginia          |      |       |      |      |       |    |    |   |    |    |    |     |
| 1/26  | Florida State     |      |       |      |      |       |    |    |   |    |    |    |     |
| 1/29  | @ NC State        |      |       |      |      |       |    |    |   |    |    |    |     |
| 2/2   | @ Boston College  |      |       |      |      |       |    |    |   |    |    |    |     |
| 2/5   | Duke              |      |       |      |      |       |    |    |   |    |    |    |     |
| 2/9   | Pittsburgh        |      |       |      |      |       |    |    |   |    |    |    |     |
| 2/12  | Syracuse          |      |       |      |      |       |    |    |   |    |    |    |     |
| 2/16  | Louisville        |      |       |      |      |       |    |    |   |    |    |    |     |
| 2/19  | @ Pittsburgh      |      |       |      |      |       |    |    |   |    |    |    |     |
| 2/23  | Georgia Tech      |      |       |      |      |       |    |    |   |    |    |    |     |
| 2/26  | @ Louisville      |      |       |      |      |       |    |    |   |    |    |    |     |

### BROWN'S OVERALL CAREER STATISTICS

#### Career

| Year          | Team       | GP        | MP            | FGM       | FGA        | FG%          | 3FG      | 3FGA      | 3FG%         | FT        | FTA       | FT%          | PTS        | Avg         | OR        | DR        | Tot       | Avg         | AST       | TO        | STL       | BLK      | PF        | FG        | DQ       | DBI | Tech     | Trpl |
|---------------|------------|-----------|---------------|-----------|------------|--------------|----------|-----------|--------------|-----------|-----------|--------------|------------|-------------|-----------|-----------|-----------|-------------|-----------|-----------|-----------|----------|-----------|-----------|----------|-----|----------|------|
| 2018-19       | Stanford   | 34        | 274:41        | 19        | 61         | 31.15        | 3        | 18        | 16.67        | 14        | 25        | 56.00        | 55         | 1.62        | 3         | 29        | 32        | 0.94        | 27        | 27        | 3         | 1        | 14        | 34        | 0        |     | 0        |      |
| 2019-20       | Stanford   | 24        | 175:51        | 20        | 50         | 40.00        | 1        | 5         | 20.00        | 8         | 17        | 47.06        | 49         | 2.04        | 8         | 13        | 21        | 0.88        | 23        | 19        | 5         | 1        | 11        | 24        | 0        |     | 0        |      |
| 2020-21       | Stanford   |           |               |           |            |              |          |           |              |           |           |              |            |             |           |           |           |             |           |           |           |          |           |           |          |     |          |      |
| 2022-23       | Notre Dame | 10        | 97:34         | 8         | 18         | 44.44        |          | 1         | 0.00         | 13        | 16        | 81.25        | 29         | 2.90        | 8         | 9         | 17        | 1.70        | 8         | 6         | 4         |          | 5         | 10        |          |     |          |      |
| <b>Totals</b> |            | <b>68</b> | <b>548:06</b> | <b>47</b> | <b>129</b> | <b>36.43</b> | <b>4</b> | <b>24</b> | <b>16.67</b> | <b>35</b> | <b>58</b> | <b>60.34</b> | <b>133</b> | <b>1.96</b> | <b>19</b> | <b>51</b> | <b>70</b> | <b>1.03</b> | <b>58</b> | <b>52</b> | <b>12</b> | <b>2</b> | <b>30</b> | <b>68</b> | <b>0</b> |     | <b>0</b> |      |



# DARA MABREY

# 1

5-7 // GRADUATE // GUARD

BELMAR, NJ

MANASQUAN // VIRGINIA TECH

IG: DARAMABREY

### SEASON BESTS

Pts: 19 (vs Ball State, 11/20/22)  
 Rebs: 6, 2x (last vs Merrimack, 12/10/22)  
 FGM: 6, 2x (last vs Ball State, 11/20/22)  
 FGA: 12, 3x (last vs Merrimack, 12/10/22)  
 3FGM: 5 (vs Ball State, 11/20/22)  
 3FGA: 10 (vs Ball State, 11/20/22)  
 FTM: 6 (vs Cal, 11/12/22)  
 FTA: 8 (vs Cal, 11/12/22)  
 Ast: 5, 2x (last at Miami, 12/29/22)  
 Blk: 2  
 Stl: 2, 2x (last vs Boston College, 1/1/23)  
 Min: 36 (at Virginia Tech, 12/18/22)

### CAREER BESTS

Pts: 34 (at Ohio, 11/27/20)  
 Rebs: 7, 2x (last vs PFW, 12/12/21)  
 FGM: 11, 2x (last at Oklahoma, 3/21/22)  
 FGA: 19, 2x (last at Oklahoma, 3/21/22)  
 3FGM: 7, 2x (last at Oklahoma, 3/21/22)  
 3FGA: 14 (at Ohio, 11/27/20)  
 FTM: 12 (at North Carolina, 2/9/20)  
 FTA: 12 (at North Carolina, 2/9/20)  
 Ast: 7, 2x (last at Syracuse, 11/14/21)  
 Blk: 2, 2x (last at Valpo, 12/8/21)  
 Stl: 4 (at Syracuse, 11/14/21)  
 Min: 40, 2x (last at Ohio, 11/27/20)

### GRADUATE SEASON (2022-23)

Made five three-pointers in the first half against Ball State, finished with 19 points

Sunk her 275th career three-point shot against Northwestern, becoming the all-time leading three-point shooter amongst her sisters. Marina made 274 three-pointers (first all-time at Notre Dame, while Michaela made 228 (sixth all-time at Notre Dame).

### SENIOR SEASON (2021-22)

Started all 33 games, averaging 32.4 minutes. The team's leader and biggest talker on the floor.

Dara's 13 three-pointers tied for the 2nd most in the NCAA Tournament, behind 14 from South Carolina's Destanni Henderson, despite Dara playing just 3 games. In fact, Dara's 12 three's over the first two rounds were the most of any men's or women's player in the 2022 NCAA Tournament.

Dara tied her sister Marina for an ND record, 7 made three-pointers in an NCAA Tournament game, against Oklahoma. Dara was unconscious in the first quarter, making 5 three's in a row, totaling 17 points in the opening period.

Led the Irish in scoring in the NCAA Tournament, averaging 18.7 points. Dara shot 21-of-35 (.600) from the field and 13-of-23 (.565) from beyond the arc

Overall, her 2.2 threes/game led the team and ranked 4th in the ACC. Meanwhile, Dara connected on 36.9 percent from three, which ranked 5th in the league.

Late-game hero in win at No. 16 Georgia Tech on Feb. 17. Dara hit a shot clock buzzer-beater at 2:56 in the 4th then a big and-one at 1:23. She then scored 6 of her 11 points in OT.

Called sharpie on Virginia Tech when she iced the game with a dagger three with 3:12 remaining to keep the Irish up double digit ppoints.

Hit a pivotal three at 7:34 in the 4th, followed by a tough layup in traffic at 5:16 in the win over No. 3 NC State on Feb. 1. Dara finished with 7 points.

Dara produced back-to-back season highs in the wins over Wake and No. 21 UNC, which resulted in her first ACC Player of the Week honor. She was also named the Naismith Trophy's National Player of the Week. Dara dropped 22 points at Wake, then 24 points over UNC, converting a season high 6 made three-pointers against the latter. She ultimately hit 9 three's on the week, including one from the WF logo.

Dara has started all 117 games played. When looking at all Division I players who have played at least 117 games over the last 4 years, just 17 others have started in every one.

### SEASON

6..... Double-Figure Scoring.....70  
 0..... 20+ Point Games.....22  
 0..... 30+ Point Games.....1

### CAREER

### 2022-23 GAME-BY-GAME STATISTICS

| Date  | Opponent          | GS/P  | MIN   | FG-A | 3P-A | FT-A | RB | PF | A | TO | ST | BL | PTS   |
|-------|-------------------|-------|-------|------|------|------|----|----|---|----|----|----|-------|
| 11/7  | Northern Illinois | 1-1   | 34:20 | 6-12 | 4-8  | 0-0  | 1  | 1  | 2 | 1  | 1  | 0  | 16    |
| 11/12 | California        | 2-2   | 35:05 | 4-9  | 2-6  | 6-8  | 6  | 5  | 3 | 3  | 1  | 0  | 16    |
| 11/16 | @ Northwestern    | 3-3   | 24:50 | 2-9  | 2-7  | 1-2  | 2  | 4  | 4 | 2  | 1  | 0  | 7     |
| 11/20 | Ball State        | 4-4   | 28:57 | 6-12 | 5-10 | 2-2  | 3  | 0  | 3 | 4  | 1  | 0  | 19    |
| 11/24 | vs American       | 5-5   | 34:31 | 4-9  | 3-7  | 4-4  | 2  | 0  | 0 | 0  | 0  | 0  | 15    |
| 11/26 | vs Arizona State  | 6-6   | 31:02 | 2-10 | 1-6  | 2-2  | 3  | 2  | 0 | 1  | 0  | 0  | 7     |
| 12/1  | Maryland          | 7-7   | 35:00 | 3-11 | 1-7  | 0-0  | 3  | 2  | 2 | 2  | 1  | 0  | 7     |
| 12/4  | @ UConn           | 8-8   | 24:35 | 4-5  | 2-3  | 0-0  | 1  | 1  | 2 | 0  | 0  | 0  | 10    |
| 12/8  | @ Lafayette       |       |       |      |      |      |    |    |   |    |    |    | [PPD] |
| 12/10 | Merrimack         | 9-9   | 24:15 | 5-12 | 4-7  | 0-0  | 6  | 0  | 3 | 0  | 2  | 0  | 14    |
| 12/18 | @ Virginia Tech   | 10-10 | 36:08 | 3-8  | 0-2  | 2-2  | 3  | 1  | 3 | 0  | 1  | 0  | 8     |
| 12/21 | Western Michigan  | 11-11 | 34:48 | 3-6  | 2-4  | 0-0  | 2  | 2  | 5 | 4  | 1  | 0  | 8     |
| 12/29 | @ Miami           | 12-12 | 35:08 | 2-10 | 2-7  | 1-2  | 1  | 1  | 5 | 3  | 0  | 0  | 7     |
| 1/1   | Boston College    | 13-13 | 22:24 | 1-6  | 0-2  | 3-3  | 3  | 1  | 2 | 3  | 2  | 0  | 5     |
| 1/8   | @ North Carolina  |       |       |      |      |      |    |    |   |    |    |    |       |
| 1/12  | Wake Forest       |       |       |      |      |      |    |    |   |    |    |    |       |
| 1/15  | @ Syracuse        |       |       |      |      |      |    |    |   |    |    |    |       |
| 1/19  | @ Clemson         |       |       |      |      |      |    |    |   |    |    |    |       |
| 1/22  | Virginia          |       |       |      |      |      |    |    |   |    |    |    |       |
| 1/26  | Florida State     |       |       |      |      |      |    |    |   |    |    |    |       |
| 1/29  | @ NC State        |       |       |      |      |      |    |    |   |    |    |    |       |
| 2/2   | @ Boston College  |       |       |      |      |      |    |    |   |    |    |    |       |
| 2/5   | Duke              |       |       |      |      |      |    |    |   |    |    |    |       |
| 2/9   | Pittsburgh        |       |       |      |      |      |    |    |   |    |    |    |       |
| 2/12  | Syracuse          |       |       |      |      |      |    |    |   |    |    |    |       |
| 2/16  | Louisville        |       |       |      |      |      |    |    |   |    |    |    |       |
| 2/19  | @ Pittsburgh      |       |       |      |      |      |    |    |   |    |    |    |       |
| 2/23  | Georgia Tech      |       |       |      |      |      |    |    |   |    |    |    |       |
| 2/26  | @ Louisville      |       |       |      |      |      |    |    |   |    |    |    |       |

### MABREY'S OVERALL CAREER STATISTICS

| Year    | Team          | GP  | MP      | FGM | FGA   | FG%   | 3FG | 3FGA | 3FG%  | FT  | FTA | FT%   | PTS   | Avg   | OREbs | DREbs | Tot Reb | Avg  | AST | TO  | STL | BLK | PF  | G   | DQ | DBl | Tech Fouls | Trp Dbl |
|---------|---------------|-----|---------|-----|-------|-------|-----|------|-------|-----|-----|-------|-------|-------|-------|-------|---------|------|-----|-----|-----|-----|-----|-----|----|-----|------------|---------|
| 2018-19 | Virginia Tech | 34  | 951:49  | 126 | 285   | 44.21 | 80  | 173  | 46.24 | 50  | 60  | 83.33 | 382   | 11.24 | 6     | 51    | 57      | 1.68 | 92  | 86  | 24  | 3   | 59  | 34  |    | 0   | 0          |         |
| 2019-20 | Virginia Tech | 30  | 977:02  | 116 | 295   | 39.32 | 75  | 206  | 36.41 | 49  | 58  | 84.48 | 356   | 11.87 | 10    | 70    | 80      | 2.67 | 53  | 55  | 22  | 4   | 57  | 30  | 2  | 0   | 0          |         |
| 2020-21 | Notre Dame    | 20  | 650:10  | 77  | 185   | 41.62 | 40  | 104  | 38.46 | 31  | 35  | 88.57 | 225   | 11.25 | 3     | 38    | 41      | 2.05 | 63  | 45  | 14  | 1   | 29  | 20  |    |     |            |         |
| 2021-22 | Notre Dame    | 33  | 1070:05 | 116 | 290   | 40.00 | 73  | 198  | 36.87 | 36  | 43  | 83.72 | 341   | 10.33 | 11    | 53    | 64      | 1.94 | 76  | 67  | 36  | 3   | 42  | 33  |    | 1   |            |         |
| 2022-23 | Notre Dame    | 13  | 401:03  | 45  | 119   | 37.82 | 28  | 76   | 36.84 | 21  | 25  | 84.00 | 139   | 10.69 | 2     | 34    | 36      | 2.77 | 34  | 23  | 11  | 20  | 13  | 1   |    | 1   |            |         |
| Totals  |               | 130 | 4050:10 | 480 | 1,174 | 40.89 | 296 | 757  | 39.10 | 187 | 221 | 84.62 | 1,443 | 11.10 | 32    | 246   | 278     | 2.14 | 318 | 276 | 107 | 11  | 207 | 130 | 3  | 0   | 2          | 0       |

## 2022-23 NOTRE DAME BASKETBALL NOTES



# CASSANDRE PROSPER 4

6-2 // FRESHMAN // GUARD

MONTREAL, QUEBEC

CAIRINE WILSON SECONDARY SCHOOL/CAPITAL COURTS ACADEMY

## SEASON BESTS

Pts: 7 (vs Boston College, 1/1/23)  
 Rebs: 9 (vs Boston College, 1/1/23)  
 FGM: 3 (vs Boston College, 1/1/23)  
 FGA: 7 (vs Boston College, 1/1/23)  
 3FGM: 1 (vs Boston College, 1/1/23)  
 3FGA: 1 (vs Boston College, 1/1/23)  
 FTM:  
 FTA:  
 Ast: 1 (vs Boston College, 1/1/23)  
 Blk: 1 (at Miami, 12/29/22)  
 Stl: 2 (vs Boston College, 1/1/23)  
 Min: 16 (vs Boston College, 1/1/23)

## CAREER BESTS

Pts: 7 (vs Boston College, 1/1/23)  
 Rebs: 9 (vs Boston College, 1/1/23)  
 FGM: 3 (vs Boston College, 1/1/23)  
 FGA: 7 (vs Boston College, 1/1/23)  
 3FGM: 1 (vs Boston College, 1/1/23)  
 3FGA: 1 (vs Boston College, 1/1/23)  
 FTM:  
 FTA:  
 Ast: 1 (vs Boston College, 1/1/23)  
 Blk: 1 (at Miami, 12/29/22)  
 Stl: 2 (vs Boston College, 1/1/23)  
 Min: 16 (vs Boston College, 1/1/23)

## EARLY ENROLLEE SEASON (2022-23)

In just her second game in a Notre Dame uniform, Prosper led Notre Dame against Boston College with 9 rebounds

Made Notre Dame debut against Miami, recorded a block

## PREP AND PERSONAL

Attended Capital Courts Academy

Member of the 2023 Naismith Midseason Watch List for high school girls basketball before making early-enrollment announcement

2022 Ontario Scholastic Basketball Association Final 8 High School Championships MVP after posting 33 points, 15 rebounds and a pair of assists in a 65-61 win over King's Christian

2022 Ontario Scholastic Basketball Association season MVP and First-Team All-Star

2022 Biosteel Player of the year recognizing her as the top high school player in the country

Averaged 25.1 points to lead the league in scoring while grabbing 13.7 rebounds, 2.9 assists, 3.1 steals and 2.6 blocks and led the team to its first ever OSBA championship in Spring 2022

Played AAU with Become One during Spring/Summer 2022 and previously played for Kia Nurse Elite

Was the No. 16 overall recruit in the 2023 class per the ESPN HoopGurlz Recruiting Rankings and the No. 1 overall player by ASGR/HoopSeenW

2022 Basketball Without Borders Americas selection, named BWB MVP

2022 Under Armour Top 60 selection, won "Queen of the Court" honors

2022 Under Armour Elite 24 selection

2022 Curry Camp selection, which recognizes the top-12 guards in the country in the 2023 class

Just the second Notre Dame women's basketball player to ever enroll early, joining current point guard Olivia Miles

## TEAM CANADA

2022 Canada U-17 National Team member

Started in all seven games, averaging 14.0 points, 9.6 rebounds, 2.4 assists, 4.6 steals and 3.0 blocks

Scored 11 points with 10 rebounds and eight blocks against the USA in semifinal game

Led U-17 Team to fourth-place finish in 2022 FIBA World Cup with 18 points, five rebounds, five assists, five steals and two blocks

Made the 2022 FIBA Americas Cup All-Star Five Team

2021 Canada U-16 National Team member

## 2022-23 GAME-BY-GAME STATISTICS

| Date  | Opponent          | GS/P | MIN   | FG-A | 3P-A | FT-A | RB | PF | A | TO | ST | BL | PTS |
|-------|-------------------|------|-------|------|------|------|----|----|---|----|----|----|-----|
| 11/7  | Northern Illinois |      |       |      |      |      |    |    |   |    |    |    |     |
| 11/12 | California        |      |       |      |      |      |    |    |   |    |    |    |     |
| 11/16 | @ Northwestern    |      |       |      |      |      |    |    |   |    |    |    |     |
| 11/20 | Ball State        |      |       |      |      |      |    |    |   |    |    |    |     |
| 11/24 | vs American       |      |       |      |      |      |    |    |   |    |    |    |     |
| 11/26 | vs Arizona State  |      |       |      |      |      |    |    |   |    |    |    |     |
| 12/1  | Maryland          |      |       |      |      |      |    |    |   |    |    |    |     |
| 12/4  | @ UConn           |      |       |      |      |      |    |    |   |    |    |    |     |
| 12/8  | @ Lafayette       |      |       |      |      |      |    |    |   |    |    |    |     |
| 12/10 | Merrimack         |      |       |      |      |      |    |    |   |    |    |    |     |
| 12/18 | @ Virginia Tech   |      |       |      |      |      |    |    |   |    |    |    |     |
| 12/21 | Western Michigan  |      |       |      |      |      |    |    |   |    |    |    |     |
| 12/29 | @ Miami           | 0-1  | 3:17  | 0-0  | 0-0  | 0-0  | 1  | 0  | 0 | 1  | 0  | 1  | 0   |
| 1/1   | Boston College    | 0-2  | 16:35 | 3-7  | 1-1  | 0-0  | 9  | 1  | 1 | 2  | 2  | 0  | 7   |
| 1/8   | @ North Carolina  |      |       |      |      |      |    |    |   |    |    |    |     |
| 1/12  | Wake Forest       |      |       |      |      |      |    |    |   |    |    |    |     |
| 1/15  | @ Syracuse        |      |       |      |      |      |    |    |   |    |    |    |     |
| 1/19  | @ Clemson         |      |       |      |      |      |    |    |   |    |    |    |     |
| 1/22  | Virginia          |      |       |      |      |      |    |    |   |    |    |    |     |
| 1/26  | Florida State     |      |       |      |      |      |    |    |   |    |    |    |     |
| 1/29  | @ NC State        |      |       |      |      |      |    |    |   |    |    |    |     |
| 2/2   | @ Boston College  |      |       |      |      |      |    |    |   |    |    |    |     |
| 2/5   | Duke              |      |       |      |      |      |    |    |   |    |    |    |     |
| 2/9   | Pittsburgh        |      |       |      |      |      |    |    |   |    |    |    |     |
| 2/12  | Syracuse          |      |       |      |      |      |    |    |   |    |    |    |     |
| 2/16  | Louisville        |      |       |      |      |      |    |    |   |    |    |    |     |
| 2/19  | @ Pittsburgh      |      |       |      |      |      |    |    |   |    |    |    |     |
| 2/23  | Georgia Tech      |      |       |      |      |      |    |    |   |    |    |    |     |
| 2/26  | @ Louisville      |      |       |      |      |      |    |    |   |    |    |    |     |

## PROSPER'S OVERALL CAREER STATISTICS

| Year    | Team       | GP | MP    | FGM | FGA | FG%   | 3FG | 3FGA | 3FG%   | FT | FTA | FT% | PTS | Avg  | OREbs | DREbs | Tot Reb | Avg  | AST | TO | STL | BLK | PF | G | DQ | DBl | Tech | Trpl | Fouls | DBl |
|---------|------------|----|-------|-----|-----|-------|-----|------|--------|----|-----|-----|-----|------|-------|-------|---------|------|-----|----|-----|-----|----|---|----|-----|------|------|-------|-----|
| 2022-23 | Notre Dame | 2  | 19:52 | 3   | 7   | 42.86 | 1   | 1    | 100.00 |    |     |     | 7   | 3.50 | 4     | 6     | 10      | 5.00 | 1   | 3  | 2   | 1   | 1  | 2 |    |     |      |      |       |     |
| Totals  |            | 2  | 19:52 | 3   | 7   | 42.86 | 1   | 1    | 100.00 |    |     |     | 7   | 3.50 | 4     | 6     | 10      | 5.00 | 1   | 3  | 2   | 1   | 1  | 2 |    |     |      |      |       |     |

## 2022-23 NOTRE DAME BASKETBALL NOTES



# OLIVIA MILES

# 5

5-10 // SOPHOMORE // GUARD

PHILLIPSBURG, NJ

BLAIR ACADEMY

IG: [\\_OLIVIAMILES\\_](#)

### SEASON BESTS

Pts: 21, 2x (last vs UConn, 12/4/22)  
 Rebs: 13, 2x (last at Virginia Tech, 12/18/22)  
 FGM: 10 (vs UConn 12/4/22)  
 FGA: 18 (vs UConn 12/4/22)  
 3FGM: 2 (vs Cal 11/12/22)  
 3FGA: 4, 2x (last vs Cal 11/12/22)  
 FTM: 9 (vs NU 11/16/22)  
 FTA: 9 (vs NU 11/16/22)  
 Ast: 14 (vs Merrimack, 12/10/22)  
 Blk: 1, 4x (last at Virginia Tech, 12/18/22)  
 Stl: 6 (vs NIU, 11/7/22)  
 Min: 36 (at Miami, 12/29/22)

### CAREER BESTS

Pts: 30 (vs Boston College, 1/30/22)  
 Rebs: 13, 3x (last at Virginia Tech, 12/18/22)  
 FGM: 12 (vs Boston College, 1/30/22)  
 FGA: 20 (vs Georgia, 11/26/21)  
 3FGM: 4 (vs Boston College, 1/30/22)  
 3FGA: 8 (vs Boston College, 1/30/22)  
 FTM: 9 (vs Northwestern, 11/16/22)  
 FTA: 9 (vs Northwestern, 11/16/22)  
 Ast: 14, 2x (last vs Merrimack, 12/10/22)  
 Blk: 1, 4x (last at Virginia Tech, 12/18/22)  
 Stl: 6, 2x (last vs NIU, 11/7/22)  
 Min: 39 (at DePaul, 12/22/21)

### SOPHOMORE SEASON (2022-23)

Recorded third career triple-double against Merrimack, passing Skylar Diggins and Jackie Young for most career triple-doubles in Notre Dame women's basketball history

Named the No. 4 player in the nation by ESPN in the updated Top 25 Players List

Two-time ACC Player of the Week (Dec. 5 & Dec. 19)

Wade Trophy Watch List // Wooden Watch List // Nancy Lieberman Award Watch List // Naismith Trophy Watch List

Preseason First Team All-ACC

### FRESHMAN SEASON (2021-22)

Nancy Lieberman Award Top-Five Finalist

Naismith Trophy Midseason Team

First-Team All-ACC (only freshman on the list)

Second-Team All-ACC Tournament

AP All-American Honorable Mention

No. 2 freshman in the country, per ESPN

2021-22 ACC Newcomer Watch List

Led the team with 13.7 points and 7.4 assists per game

Her 7.4 assists per game ranked second nationally last season and fourth all-time in Irish program history

Had eight appearances with 10+ assists. No other ACC player had more than one last year

Was the first freshman — man or woman — to record a triple-double in the NCAA Tournament

Nearly averaged a triple-double in the NCAA Tournament (14 ppg, 8 rpg, 9.7 apg)

First freshman to start a season opener at point guard since 2013 (Lindsay Allen)

### AS AN EARLY ENROLLEE (2020-21)

First early enrollee ever at Notre Dame

After clearing covid protocols, Miles began practicing with the team on Jan. 26. Had just 3 practices under her belt before playing at Syracuse.

### SEASON

12 ..... Double-Figure Scoring.....42  
 4 ..... Double-Figure Assists .....12  
 1 ..... Triple-Doubles.....3

### CAREER

### 2022-23 GAME-BY-GAME STATISTICS

| Date  | Opponent          | GS/P  | MIN   | FG-A  | 3P-A | FT-A | RB    | PF | A  | TO | ST | BL | PTS |
|-------|-------------------|-------|-------|-------|------|------|-------|----|----|----|----|----|-----|
| 11/7  | Northern Illinois | 1-1   | 29:05 | 5-14  | 1-4  | 6-7  | 10    | 0  | 6  | 2  | 6  | 1  | 17  |
| 11/12 | California        | 2-2   | 31:10 | 4-10  | 2-4  | 3-4  | 5     | 4  | 10 | 5  | 2  | 0  | 13  |
| 11/16 | @ Northwestern    | 3-3   | 24:04 | 6-13  | 0-3  | 9-9  | 6     | 2  | 4  | 2  | 4  | 0  | 21  |
| 11/20 | Ball State        | 4-4   | 28:53 | 4-7   | 1-2  | 4-4  | 7     | 2  | 11 | 3  | 3  | 1  | 13  |
| 11/24 | vs American       | 5-5   | 27:54 | 7-8   | 1-2  | 4-8  | 10    | 3  | 3  | 6  | 2  | 0  | 19  |
| 11/25 | vs Arizona State  | 6-6   | 28:31 | 5-12  | 0-1  | 3-4  | 7     | 2  | 6  | 0  | 0  | 0  | 13  |
| 12/1  | Maryland          | 7-7   | 25:04 | 6-9   | 1-3  | 1-1  | 4     | 4  | 7  | 3  | 2  | 0  | 14  |
| 12/4  | @ UConn           | 8-8   | 35:21 | 10-18 | 0-2  | 1-3  | 8     | 1  | 4  | 5  | 2  | 1  | 21  |
| 12/8  | @ Lafayette       |       |       |       |      |      | [PPD] |    |    |    |    |    |     |
| 12/10 | Merrimack         | 9-9   | 27:45 | 3-4   | 0-1  | 7-8  | 13    | 0  | 14 | 3  | 1  | 0  | 13  |
| 12/18 | @ Virginia Tech   | 10-10 | 35:40 | 6-17  | 1-3  | 3-4  | 13    | 0  | 7  | 2  | 5  | 1  | 16  |
| 12/21 | Western Michigan  | 11-11 | 30:25 | 3-6   | 0-2  | 2-2  | 7     | 2  | 12 | 3  | 2  | 0  | 8   |
| 12/29 | @ Miami           | 12-12 | 36:58 | 4-10  | 0-1  | 4-4  | 8     | 2  | 9  | 5  | 0  | 0  | 12  |
| 1/1   | Boston College    | 13-13 | 27:31 | 7-10  | 0-2  | 3-5  | 6     | 1  | 5  | 5  | 3  | 0  | 17  |
| 1/8   | @ North Carolina  |       |       |       |      |      |       |    |    |    |    |    |     |
| 1/12  | Wake Forest       |       |       |       |      |      |       |    |    |    |    |    |     |
| 1/15  | @ Syracuse        |       |       |       |      |      |       |    |    |    |    |    |     |
| 1/19  | @ Clemson         |       |       |       |      |      |       |    |    |    |    |    |     |
| 1/22  | Virginia          |       |       |       |      |      |       |    |    |    |    |    |     |
| 1/26  | Florida State     |       |       |       |      |      |       |    |    |    |    |    |     |
| 1/29  | @ NC State        |       |       |       |      |      |       |    |    |    |    |    |     |
| 2/2   | @ Boston College  |       |       |       |      |      |       |    |    |    |    |    |     |
| 2/5   | Duke              |       |       |       |      |      |       |    |    |    |    |    |     |
| 2/9   | Pittsburgh        |       |       |       |      |      |       |    |    |    |    |    |     |
| 2/12  | Syracuse          |       |       |       |      |      |       |    |    |    |    |    |     |
| 2/16  | Louisville        |       |       |       |      |      |       |    |    |    |    |    |     |
| 2/19  | @ Pittsburgh      |       |       |       |      |      |       |    |    |    |    |    |     |
| 2/23  | Georgia Tech      |       |       |       |      |      |       |    |    |    |    |    |     |
| 2/26  | @ Louisville      |       |       |       |      |      |       |    |    |    |    |    |     |

### MILES' OVERALL CAREER STATISTICS

| Year    | Team                       | GP | MP      | FGM | FGA | FG%   | 3FG | 3FGA | 3FG%  | FT  | FTA | FT%   | PTS | Avg   | OR | DR  | Tot | Avg  | AST | TO  | STL | BLK | PF  | G  | DQ | DBl | Tech | Trpl |
|---------|----------------------------|----|---------|-----|-----|-------|-----|------|-------|-----|-----|-------|-----|-------|----|-----|-----|------|-----|-----|-----|-----|-----|----|----|-----|------|------|
| 2020-21 | <a href="#">Notre Dame</a> | 6  | 136:20  | 24  | 47  | 51.06 | 1   | 10   | 10.00 | 7   | 15  | 46.67 | 56  | 9.33  | 10 | 12  | 22  | 3.67 | 21  | 18  | 7   | 1   | 14  | 6  |    |     |      |      |
| 2021-22 | <a href="#">Notre Dame</a> | 33 | 1098:59 | 177 | 389 | 45.50 | 33  | 122  | 27.05 | 65  | 96  | 67.71 | 452 | 13.70 | 16 | 172 | 188 | 5.70 | 244 | 124 | 59  | 7   | 70  | 33 | 1  | 9   | 2    |      |
| 2022-23 | <a href="#">Notre Dame</a> | 13 | 388:21  | 70  | 138 | 50.72 | 7   | 30   | 23.33 | 50  | 63  | 79.37 | 197 | 15.15 | 3  | 101 | 104 | 8.00 | 98  | 44  | 32  | 4   | 23  | 13 | 6  | 2   | 1    |      |
| Totals  |                            | 52 | 1623:40 | 271 | 574 | 47.21 | 41  | 162  | 25.31 | 122 | 174 | 70.11 | 705 | 13.56 | 29 | 285 | 314 | 6.04 | 363 | 186 | 98  | 12  | 107 | 52 | 1  | 15  | 2    |      |



# SONIA CITRON 11

6-1 // SOPHOMORE // GUARD

SCARSDALE, NY

THE URSULINE SCHOOL

IG: SONIACITRON

**SEASON BESTS**

Pts: 24, 2x (last vs Maryland 12/1/22)  
 Rebs: 10, 2x (last vs Maryland 12/1/22)  
 FGM: 8, 2x (last vs Maryland 12/1/22)  
 FGA: 14, 2x (last vs Maryland, 12/1/22)  
 3FGM: 4, 2x (last vs Maryland 12/1/22)  
 3FGA: 5, 2x (last vs Maryland 12/1/22)  
 FTM: 11 (vs American, 11/24/22)  
 FTA: 12 (vs American, 11/24/22)  
 Ast: 4, 2x (last vs Boston College, 1/1/23)  
 Blk: 3, 2x (last vs Virginia Tech, 12/18/22)  
 Stl: 3, 2x (last vs Boston College, 1/1/23)  
 Min: 38 (vs Maryland, 12/1/22)

**CAREER BESTS**

Pts: 29 (at Michigan St, 12/2/21)  
 Rebs: 13 (vs Clemson, 2/24/22)  
 FGM: 9 (at Michigan St, 12/2/21)  
 FGA: 17 (at Louisville, 2/13/22)  
 3FGM: 4, 2x (last vs Maryland, 12/1/22)  
 3FGA: 7, 2x (last vs Virginia Tech, 2/3/22)  
 FTM: 11, 2x (last vs American, 11/24/22)  
 FTA: 12, 2x (last vs American, 11/24/22)  
 Ast: 8 (vs Clemson, 2/24/22)  
 Blk: 3, 3x (last vs Virginia Tech, 12/18/22)  
 Stl: 4, 4x (last at Oklahoma, 3/21/22)  
 Min: 42 (at Georgia Tech, 2/17/22)

**SEASON**

12 ..... Double-Figure Scoring ..... 35  
 2 ..... 20+ Point Games ..... 5

**CAREER**

**2022-23 GAME-BY-GAME STATISTICS**

| Date  | Opponent          | GS/P  | MIN   | FG-A | 3P-A | FT-A  | RB | PF | A | TO | ST | BL | PTS   |
|-------|-------------------|-------|-------|------|------|-------|----|----|---|----|----|----|-------|
| 11/7  | Northern Illinois | 1-1   | 28:40 | 4-9  | 0-2  | 0-0   | 9  | 1  | 3 | 3  | 2  | 0  | 8     |
| 11/12 | California        | 2-2   | 34:02 | 4-9  | 0-2  | 6-6   | 5  | 2  | 0 | 5  | 1  | 0  | 14    |
| 11/16 | @ Northwestern    | 3-3   | 35:24 | 8-10 | 4-5  | 4-5   | 10 | 3  | 3 | 2  | 0  | 1  | 24    |
| 11/20 | Ball State        | 4-4   | 29:40 | 6-11 | 1-3  | 1-2   | 8  | 2  | 4 | 5  | 3  | 1  | 14    |
| 11/24 | vs American       | 5-5   | 31:36 | 3-11 | 0-2  | 11-12 | 7  | 3  | 2 | 2  | 1  | 0  | 17    |
| 11/26 | vs Arizona State  | 6-6   | 32:58 | 7-14 | 1-2  | 0-1   | 7  | 3  | 2 | 3  | 1  | 0  | 15    |
| 12/1  | Maryland          | 7-7   | 38:20 | 8-14 | 4-5  | 4-4   | 10 | 1  | 1 | 3  | 2  | 0  | 24    |
| 12/4  | @ UConn           | 8-8   | 38:22 | 4-7  | 1-3  | 1-1   | 6  | 1  | 3 | 4  | 1  | 0  | 10    |
| 12/8  | @ Lafayette       |       |       |      |      |       |    |    |   |    |    |    | [PPD] |
| 12/10 | Merrimack         | 9-9   | 24:45 | 6-10 | 0-2  | 1-1   | 5  | 0  | 1 | 0  | 1  | 3  | 13    |
| 12/18 | @ Virginia Tech   | 10-10 | 35:43 | 4-8  | 0-1  | 3-3   | 4  | 3  | 2 | 3  | 0  | 3  | 11    |
| 12/21 | Western Michigan  | 11-11 | 26:04 | 5-11 | 2-3  | 4-4   | 6  | 2  | 1 | 2  | 2  | 0  | 16    |
| 12/29 | @ Miami           | 12-12 | 35:11 | 5-8  | 1-3  | 2-3   | 1  | 0  | 3 | 3  | 2  | 2  | 13    |
| 1/1   | Boston College    | 13-13 | 27:42 | 7-9  | 1-1  | 0-0   | 6  | 1  | 4 | 1  | 3  | 2  | 15    |
| 1/8   | @ North Carolina  |       |       |      |      |       |    |    |   |    |    |    |       |
| 1/12  | Wake Forest       |       |       |      |      |       |    |    |   |    |    |    |       |
| 1/15  | @ Syracuse        |       |       |      |      |       |    |    |   |    |    |    |       |
| 1/19  | @ Clemson         |       |       |      |      |       |    |    |   |    |    |    |       |
| 1/22  | Virginia          |       |       |      |      |       |    |    |   |    |    |    |       |
| 1/26  | Florida State     |       |       |      |      |       |    |    |   |    |    |    |       |
| 1/29  | @ NC State        |       |       |      |      |       |    |    |   |    |    |    |       |
| 2/2   | @ Boston College  |       |       |      |      |       |    |    |   |    |    |    |       |
| 2/5   | Duke              |       |       |      |      |       |    |    |   |    |    |    |       |
| 2/9   | Pittsburgh        |       |       |      |      |       |    |    |   |    |    |    |       |
| 2/12  | Syracuse          |       |       |      |      |       |    |    |   |    |    |    |       |
| 2/16  | Louisville        |       |       |      |      |       |    |    |   |    |    |    |       |
| 2/19  | @ Pittsburgh      |       |       |      |      |       |    |    |   |    |    |    |       |
| 2/23  | Georgia Tech      |       |       |      |      |       |    |    |   |    |    |    |       |
| 2/26  | @ Louisville      |       |       |      |      |       |    |    |   |    |    |    |       |

**SOPHOMORE SEASON (2022-23)**

Only ND player to reach 24 points in a single game this year. Has done it twice

**FRESHMAN SEASON (2021-22)**

2021-22 ACC Rookie of the Year

Six-time ACC Freshman of the Week

No. 6 freshman in the nation per ESPN

Averaged 14 points per game during Notre Dame's NCAA Tournament run to the Sweet 16

Freshmen-only ACC rankings — ranked 2nd in scoring, 1st in rebounding and 3rd in assists – only player in top-3 of all 3 categories. Citron had the highest PTS+REB+AST/Game of any ACC freshman with her 20.7

**PREP AND PERSONAL**

2021 Jordan Brand Classic // 2021 McDonald's All-American - Became the 24th Irish player to earn the accolade

Two-time Gatorade New York Player of the Year (2020, 2021)

2021 Section I Miss Basketball // 2021 MaxPreps 2nd Team All-America

2021 MaxPreps New York High School Girls Basketball Player of the Year

Finished with 2,243 career points and 1,192 career rebounds

Averaged 26.5 ppg, 11.2 rpg, 5.0 apg during her senior year

Citron ended her high school career with 38 consecutive victories.

Ultimately went 79-5 at Ursuline

2020 NYSSWA Class AA Player of the Year

2020 Section 1 Girls Basketball Coaches Association Player of the Year

2020 Journal News Player of the Year in Westchester/Putnam

**TEAM USA**

Selected to USA U19 World Cup Team in 2021

USA U-16 National Team member in 2019

Started in all six games and averaged 13.3 points, 2.8 rebounds and 1.8 assists. Helped Team USA to a 6-0

CITRON'S OVERALL CAREER STATISTICS

| Year    | Team       | GP | MP      | FGM | FGA | FG%   | 3FG | 3FGA | 3FG%  | FT  | FTA | FT%   | PTS | Avg   | OR | DR  | Tot | Avg  | AST | TO  | STL | BLK | PF | DQ | DBl | Tech | Trpl | DBl | Fouls | DBl |
|---------|------------|----|---------|-----|-----|-------|-----|------|-------|-----|-----|-------|-----|-------|----|-----|-----|------|-----|-----|-----|-----|----|----|-----|------|------|-----|-------|-----|
| 2021-22 | Notre Dame | 33 | 1005:15 | 136 | 303 | 44.88 | 28  | 82   | 34.15 | 91  | 108 | 84.26 | 391 | 11.85 | 56 | 162 | 218 | 6.61 | 74  | 69  | 54  | 12  | 63 | 33 |     | 5    |      |     |       |     |
| 2022-23 | Notre Dame | 13 | 418:27  | 71  | 131 | 54.20 | 15  | 34   | 44.12 | 37  | 42  | 88.10 | 194 | 14.92 | 18 | 66  | 84  | 6.46 | 29  | 36  | 18  | 12  | 22 | 13 |     | 2    |      |     |       |     |
| Totals  |            | 46 | 1423:42 | 207 | 434 | 47.70 | 43  | 116  | 37.07 | 128 | 150 | 85.33 | 585 | 12.72 | 74 | 228 | 302 | 6.57 | 103 | 105 | 72  | 24  | 85 | 46 |     | 7    |      |     |       |     |



# KK BRANSFORD 14

5-11 // FRESHMAN // GUARD

CINCINNATI, OH

MOUNT NOTRE DAME

IG: KKBRANSFORD

**SEASON BESTS**

Pts: 17 (vs Boston College, 1/1/23)  
 Rebs: 9 (vs Arizona State, 11/26/22)  
 FGM: 6 (vs American, 11/24/22)  
 FGA: 10 (vs Merrimack, 12/10/22)  
 3FGM: 1 (vs Western Michigan, 12/21/22)  
 3FGA: 1 (vs Western Michigan, 12/21/22)  
 FTM: 8 (vs Ball State, 11/20/22)  
 FTA: 9 (vs Boston College, 1/1/23)  
 Ast: 3, 2x (last vs Arizona State, 11/26/22)  
 Blk: 1 (vs Cal, 11/12/22)  
 Stl: 3 (vs American, 11/24/22)  
 Min: 26 (vs Maryland, 12/1/22)

**CAREER BESTS**

Pts: 17 (vs Boston College, 1/1/23)  
 Rebs: 9 (vs Arizona State, 11/26/22)  
 FGM: 6 (vs American, 11/24/22)  
 FGA: 10 (vs Merrimack, 12/10/22)  
 3FGM: 1 (vs Western Michigan, 12/21/22)  
 3FGA: 1 (vs Western Michigan, 12/21/22)  
 FTM: 8 (vs Ball State, 11/20/22)  
 FTA: 9 (vs Boston College, 1/1/23)  
 Ast: 3, 2x (last vs Arizona State, 11/26/22)  
 Blk: 1 (vs Cal, 11/12/22)  
 Stl: 3 (vs American, 11/24/22)  
 Min: 26 (vs Maryland, 12/1/22)

**SEASON**

5..... Double-Figure Scoring.....5

**CAREER**

**2022-23 GAME-BY-GAME STATISTICS**

| Date  | Opponent          | GS/P | MIN   | FG-A | 3P-A | FT-A | RB | PF | A | TO | ST | BL | PTS   |
|-------|-------------------|------|-------|------|------|------|----|----|---|----|----|----|-------|
| 11/7  | Northern Illinois | 0-1  | 19:19 | 2-5  | 0-1  | 2-2  | 3  | 1  | 3 | 0  | 1  | 0  | 6     |
| 11/12 | California        | 0-2  | 17:38 | 0-3  | 0-0  | 3-4  | 3  | 4  | 1 | 1  | 0  | 1  | 3     |
| 11/16 | @ Northwestern    | 0-3  | 18:57 | 1-5  | 0-0  | 1-2  | 2  | 2  | 0 | 1  | 0  | 0  | 3     |
| 11/20 | Ball State        | 0-4  | 21:16 | 4-8  | 0-1  | 8-8  | 6  | 3  | 1 | 1  | 0  | 0  | 16    |
| 11/24 | vs American       | 0-5  | 23:59 | 6-8  | 0-0  | 0-0  | 0  | 1  | 0 | 0  | 3  | 0  | 12    |
| 11/26 | vs Arizona State  | 0-6  | 25:36 | 5-8  | 0-0  | 4-7  | 9  | 1  | 3 | 1  | 2  | 0  | 14    |
| 12/1  | Maryland          | 0-7  | 26:01 | 3-6  | 0-0  | 2-4  | 2  | 1  | 0 | 1  | 2  | 0  | 8     |
| 12/4  | @ UConn           | 0-8  | 24:33 | 1-5  | 0-0  | 0-0  | 2  | 3  | 1 | 0  | 1  | 0  | 2     |
| 12/8  | @ Lafayette       |      |       |      |      |      |    |    |   |    |    |    | [PPD] |
| 12/10 | Merrimack         | 0-9  | 17:09 | 3-10 | 0-0  | 4-5  | 6  | 0  | 0 | 1  | 1  | 0  | 10    |
| 12/18 | @ Virginia Tech   | 0-10 | 15:45 | 0-0  | 0-0  | 1-2  | 0  | 2  | 0 | 1  | 0  | 0  | 1     |
| 12/21 | Western Michigan  | 0-11 | 20:20 | 2-5  | 1-1  | 0-0  | 1  | 2  | 1 | 1  | 0  | 0  | 5     |
| 12/29 | @ Miami           | 0-12 | 14:15 | 3-7  | 0-0  | 0-2  | 1  | 0  | 1 | 2  | 0  | 0  | 6     |
| 1/1   | Boston College    | 0-13 | 22:32 | 5-5  | 0-0  | 7-9  | 0  | 1  | 1 | 1  | 0  | 0  | 17    |
| 1/8   | @ North Carolina  |      |       |      |      |      |    |    |   |    |    |    |       |
| 1/12  | Wake Forest       |      |       |      |      |      |    |    |   |    |    |    |       |
| 1/15  | @ Syracuse        |      |       |      |      |      |    |    |   |    |    |    |       |
| 1/19  | @ Clemson         |      |       |      |      |      |    |    |   |    |    |    |       |
| 1/22  | Virginia          |      |       |      |      |      |    |    |   |    |    |    |       |
| 1/26  | Florida State     |      |       |      |      |      |    |    |   |    |    |    |       |
| 1/29  | @ NC State        |      |       |      |      |      |    |    |   |    |    |    |       |
| 2/2   | @ Boston College  |      |       |      |      |      |    |    |   |    |    |    |       |
| 2/5   | Duke              |      |       |      |      |      |    |    |   |    |    |    |       |
| 2/9   | Pittsburgh        |      |       |      |      |      |    |    |   |    |    |    |       |
| 2/12  | Syracuse          |      |       |      |      |      |    |    |   |    |    |    |       |
| 2/16  | Louisville        |      |       |      |      |      |    |    |   |    |    |    |       |
| 2/19  | @ Pittsburgh      |      |       |      |      |      |    |    |   |    |    |    |       |
| 2/23  | Georgia Tech      |      |       |      |      |      |    |    |   |    |    |    |       |
| 2/26  | @ Louisville      |      |       |      |      |      |    |    |   |    |    |    |       |

**FRESHMAN SEASON (2022-23)**

Posted a career-high 17 points off the bench against Boston College  
 Hit first collegiate three-pointer against Western Michigan  
 Helped spark a second-half comeback over Arizona State with 14 points and a career-high 9 rebounds  
 Made her Notre Dame debut against Northern Illinois

**PREP AND PERSONAL**

2022 McDonald's All-American  
 Back-to-back Ms. Ohio Basketball (2021 & 2022) – became the 6th player in Ohio high school history to win consecutive Ms. Ohio Basketball awards  
 2022 Naismith High School All-American  
 Ranked 29th overall in her class and valued as the seventh best guard  
 MND's all-time leading scorer with 2,172 career points  
 Led MND to two of their eight all-time Ohio state titles – note that the 2020 team was 28-0 when covid ended the season  
 Three-time Ohio Final Four team  
 Spearheaded Mount Notre Dame to a combined 111-3 overall record (2019-22). The Cougars built a nation's best 98-game win streak before losing in the State Regional Final game. It marked the second longest consecutive win streak in Ohio high school girls basketball history  
 Led the Girls Greater Catholic League all four years at MND in scoring  
 Averaged 21.3 ppg as a senior, with a league leading 5.1 apg. She also averaged 8.3 rpg and 2.5 spg.  
 Four-time Greater Girls Catholic League champions  
 2021 Ohio Gatorade Player of the Year  
 2021 MaxPreps Ohio Player of the Year  
 2021 MaxPreps All-America First Team

**TEAM USA**

Made USA U16 Basketball Team in 2019. Won the gold medal at the 2019 FIBA Americas. Averaged 5.0 points, 2.7 rebounds and two assists per game during USA's 6-0 run in Chile

BRANSFORD'S OVERALL CAREER STATISTICS

| Year    | Team       | GP | MP     | FGM | FGA | FG%   | 3FG | 3FGA | 3FG%  | FT | FTA | FT%   | PTS | Avg  | OREbs | DRRebs | Tot Reb | Avg  | AST | TO | STL | BLK | PF | DQ | Dbl Fouls | Tech | Trpl |
|---------|------------|----|--------|-----|-----|-------|-----|------|-------|----|-----|-------|-----|------|-------|--------|---------|------|-----|----|-----|-----|----|----|-----------|------|------|
| 2022-23 | Notre Dame | 13 | 267:17 | 35  | 75  | 46.67 | 1   | 3    | 33.33 | 32 | 45  | 71.11 | 103 | 7.92 | 17    | 18     | 35      | 2.69 | 12  | 11 | 10  | 1   | 21 | 13 |           |      |      |
| Totals  |            | 13 | 267:17 | 35  | 75  | 46.67 | 1   | 3    | 33.33 | 32 | 45  | 71.11 | 103 | 7.92 | 17    | 18     | 35      | 2.69 | 12  | 11 | 10  | 1   | 21 | 13 |           |      |      |



# NATALIJA MARSHALL 15

6-5 // JUNIOR // FORWARD

QUEENS, NY

CHRIST THE KING

IG: NATALIJAMARSHALL

### JUNIOR SEASON (2022-23)

Had 13 points against Merrimack, a career-high

Posted a career-high seven rebounds against Northwestern

### SOPHOMORE SEASON (2021-22)

After spending the entire 2020-21 season rehabbing her ACL injury, Marshall finally made her Irish debut in the Nov. 9 season opener vs Ohio. It had been 22 months without playing an official game.

Scored in 9 of 13 games played, averaging 8.5 minutes off the bench.

Tied her career high of 5 rebounds vs Pitt on Dec. 19.

Posted the best plus/minus (+7) in the win at Michigan State on Dec. 2. Marshall supplied 8 points in 14 minutes on 4-of-9 shooting.

When given 28 minutes of action vs Bryant, Marshall delivered with her first career double-digit scoring effort with 11 points. She was all over the court – she grabbed 5 rebounds, dished out 4 assists, blocked 2 shots and earned 4 steals.

Provided some key minutes in the 1st half at Syracuse when Westbeld/Dodson were sitting with early fouls.

Missed the 2nd half of the season due to surgery on her left knee – medial meniscus tear

### FRESHMAN SEASON (2020-21)

Senior year in high school was cut short due to an ACL tear in December of 2019.

Spent the 2020-21 season rehabbing an ACL tear from high school.

### PREP AND PERSONAL

Ranked 32nd overall in the 2020 class and eighth in her position

Invited to 2020 Jordan Brand Classic

### SEASON BESTS

Pts: 13 (vs Merrimack, 12/10/22)  
 Rebs: 7 (at Northwestern, 11/16/22)  
 FGM: 4, 2x (last vs Merrimack, 12/10/22)  
 FGA: 8 (vs Merrimack, 12/10/22)  
 3FGM:  
 3FGA:  
 FTM: 6 (vs American, 11/24/22)  
 FTA: 11 (vs American, 11/24/22)  
 Ast: 1, 3x (last vs Boston College, 1/1/23)  
 Blk: 2 (vs Ball State, 11/20/22)  
 Stl: 1 (vs NIU, 11/7/22)  
 Min: 23 (vs Merrimack, 12/10/22)

### CAREER BESTS

Pts: 13 (vs Merrimack, 12/10/22)  
 Rebs: 7 (at Northwestern 11/16/22)  
 FGM: 4, 4x (last vs Merrimack, 12/10/22)  
 FGA: 9 (at Michigan State, 12/2/21)  
 3FGM:  
 3FGA:  
 FTM: 6 (vs American, 11/24/22)  
 FTA: 11 (vs American, 11/24/22)  
 Ast: 4 (vs Bryant, 11/21/21)  
 Blk: 2, 2x (last vs Ball State 11/20/22)  
 Stl: 4 (vs Bryant, 11/21/21)  
 Min: 28 (vs Bryant, 11/21/21)

### SEASON

1..... Double-Figure Scoring.....2

### CAREER

### 2022-23 GAME-BY-GAME STATISTICS

| Date  | Opponent          | GS/P | MIN   | FG-A | 3P-A | FT-A  | RB | PF | A | TO | ST | BL | PTS |
|-------|-------------------|------|-------|------|------|-------|----|----|---|----|----|----|-----|
| 11/7  | Northern Illinois | 0-1  | 10:38 | 3-5  | 0-0  | 3-4   | 2  | 0  | 0 | 0  | 1  | 1  | 9   |
| 11/12 | California        | 0-2  | 15:02 | 4-5  | 0-0  | 1-1   | 6  | 2  | 1 | 1  | 0  | 1  | 9   |
| 11/16 | @ Northwestern    | 0-3  | 15:26 | 1-1  | 0-0  | 2-6   | 7  | 4  | 0 | 1  | 0  | 1  | 4   |
| 11/20 | Ball State        | 0-4  | 14:04 | 1-3  | 0-0  | 2-2   | 2  | 2  | 1 | 2  | 0  | 2  | 4   |
| 11/24 | vs American       | 0-5  | 14:14 | 1-2  | 0-0  | 6-11  | 6  | 1  | 0 | 0  | 0  | 1  | 8   |
| 11/26 | vs Arizona State  | 0-6  | 1:58  | 0-0  | 0-0  | 0-0   | 0  | 0  | 0 | 0  | 0  | 0  | 0   |
| 12/1  | Maryland          | 0-7  | 1:14  | 0-0  | 0-0  | 0-0   | 0  | 0  | 0 | 0  | 0  | 0  | 0   |
| 12/4  | @ UConn           | 0-8  | 2:45  | 0-0  | 0-0  | 0-0   | 0  | 2  | 0 | 1  | 0  | 0  | 0   |
| 12/8  | @ Lafayette       |      |       |      |      | [PPD] |    |    |   |    |    |    |     |
| 12/10 | Merrimack         | 0-9  | 23:49 | 4-8  | 0-0  | 5-5   | 5  | 2  | 0 | 1  | 0  | 1  | 13  |
| 12/18 | @ Virginia Tech   | 0-10 | 4:10  | 0-1  | 0-0  | 0-0   | 0  | 0  | 0 | 0  | 0  | 0  | 0   |
| 12/21 | Western Michigan  | 0-11 | 11:20 | 2-4  | 0-0  | 1-2   | 2  | 1  | 0 | 2  | 0  | 0  | 5   |
| 12/29 | @ Miami           |      |       |      |      |       |    |    |   |    |    |    |     |
| 1/1   | Boston College    | 0-12 | 9:30  | 1-1  | 0-0  | 0-0   | 0  | 2  | 1 | 2  | 0  | 1  | 2   |
| 1/8   | @ North Carolina  |      |       |      |      |       |    |    |   |    |    |    |     |
| 1/12  | Wake Forest       |      |       |      |      |       |    |    |   |    |    |    |     |
| 1/15  | @ Syracuse        |      |       |      |      |       |    |    |   |    |    |    |     |
| 1/19  | @ Clemson         |      |       |      |      |       |    |    |   |    |    |    |     |
| 1/22  | Virginia          |      |       |      |      |       |    |    |   |    |    |    |     |
| 1/26  | Florida State     |      |       |      |      |       |    |    |   |    |    |    |     |
| 1/29  | @ NC State        |      |       |      |      |       |    |    |   |    |    |    |     |
| 2/2   | @ Boston College  |      |       |      |      |       |    |    |   |    |    |    |     |
| 2/5   | Duke              |      |       |      |      |       |    |    |   |    |    |    |     |
| 2/9   | Pittsburgh        |      |       |      |      |       |    |    |   |    |    |    |     |
| 2/12  | Syracuse          |      |       |      |      |       |    |    |   |    |    |    |     |
| 2/16  | Louisville        |      |       |      |      |       |    |    |   |    |    |    |     |
| 2/19  | @ Pittsburgh      |      |       |      |      |       |    |    |   |    |    |    |     |
| 2/23  | Georgia Tech      |      |       |      |      |       |    |    |   |    |    |    |     |
| 2/26  | @ Louisville      |      |       |      |      |       |    |    |   |    |    |    |     |

### MARSHALL'S OVERALL CAREER STATISTICS

| Year          | Team       | GP        | MP            | FGM       | FGA       | FG%          | 3FG | 3FGA | 3FG% | FT        | FTA       | FT%          | PTS       | Avg         | ORebs     | DRebs     | Tot Reb   | Avg         | AST      | TO        | STL      | BLK       | PF        | DQ        | DBl | Tech | Trpl | DBl |
|---------------|------------|-----------|---------------|-----------|-----------|--------------|-----|------|------|-----------|-----------|--------------|-----------|-------------|-----------|-----------|-----------|-------------|----------|-----------|----------|-----------|-----------|-----------|-----|------|------|-----|
| 2021-22       | Notre Dame | 13        | 110:39        | 16        | 42        | 38.10        |     |      |      | 10        | 20        | 50.00        | 42        | 3.23        | 9         | 10        | 19        | 1.46        | 6        | 4         | 7        | 5         | 14        | 13        |     |      |      |     |
| 2022-23       | Notre Dame | 12        | 124:11        | 17        | 30        | 56.67        |     |      |      | 20        | 31        | 64.52        | 54        | 4.50        | 21        | 8         | 29        | 2.42        | 3        | 10        | 1        | 8         | 16        | 12        |     |      |      |     |
| <b>Totals</b> |            | <b>25</b> | <b>234:50</b> | <b>33</b> | <b>72</b> | <b>45.83</b> |     |      |      | <b>30</b> | <b>51</b> | <b>58.82</b> | <b>96</b> | <b>3.84</b> | <b>30</b> | <b>18</b> | <b>48</b> | <b>1.92</b> | <b>9</b> | <b>14</b> | <b>8</b> | <b>13</b> | <b>30</b> | <b>25</b> |     |      |      |     |





# LAUREN ZWETZIG

# 20

5-9 // JUNIOR // GUARD

FORT COLLINS, CO

FOSSIL RIDGE

IG: LAURENZWETZIG

#### SEASON BESTS

Pts:  
Rebs:  
FGM:  
FGA:  
3FGM:  
3FGA:  
FTM:  
FTA:  
Ast:  
Blk:  
Stl:  
Min:

#### CAREER BESTS

Pts:  
Rebs:  
FGM:  
FGA:  
3FGM:  
3FGA:  
FTM:  
FTA:  
Ast:  
Blk:  
Stl:  
Min:

#### 2022-23 GAME-BY-GAME STATISTICS

| Date  | Opponent          | GS/PMIN | FG-A | 3P-A | FT-A | RB | PF | A | TO | ST | BL | PTS |
|-------|-------------------|---------|------|------|------|----|----|---|----|----|----|-----|
| 11/7  | Northern Illinois |         |      |      |      |    |    |   |    |    |    |     |
| 11/12 | California        |         |      |      |      |    |    |   |    |    |    |     |
| 11/16 | @ Northwestern    |         |      |      |      |    |    |   |    |    |    |     |
| 11/20 | Ball State        |         |      |      |      |    |    |   |    |    |    |     |
| 11/24 | vs American       |         |      |      |      |    |    |   |    |    |    |     |
| 11/26 | vs Arizona State  |         |      |      |      |    |    |   |    |    |    |     |
| 12/1  | Maryland          |         |      |      |      |    |    |   |    |    |    |     |
| 12/4  | @ UConn           |         |      |      |      |    |    |   |    |    |    |     |
| 12/8  | @ Lafayette       |         |      |      |      |    |    |   |    |    |    |     |
| 12/10 | Merrimack         |         |      |      |      |    |    |   |    |    |    |     |
| 12/18 | @ Virginia Tech   |         |      |      |      |    |    |   |    |    |    |     |
| 12/21 | Western Michigan  |         |      |      |      |    |    |   |    |    |    |     |
| 12/29 | @ Miami           |         |      |      |      |    |    |   |    |    |    |     |
| 1/1   | Boston College    |         |      |      |      |    |    |   |    |    |    |     |
| 1/8   | @ North Carolina  |         |      |      |      |    |    |   |    |    |    |     |
| 1/12  | Wake Forest       |         |      |      |      |    |    |   |    |    |    |     |
| 1/15  | @ Syracuse        |         |      |      |      |    |    |   |    |    |    |     |
| 1/19  | @ Clemson         |         |      |      |      |    |    |   |    |    |    |     |
| 1/22  | Virginia          |         |      |      |      |    |    |   |    |    |    |     |
| 1/26  | Florida State     |         |      |      |      |    |    |   |    |    |    |     |
| 1/29  | @ NC State        |         |      |      |      |    |    |   |    |    |    |     |
| 2/2   | @ Boston College  |         |      |      |      |    |    |   |    |    |    |     |
| 2/5   | Duke              |         |      |      |      |    |    |   |    |    |    |     |
| 2/9   | Pittsburgh        |         |      |      |      |    |    |   |    |    |    |     |
| 2/12  | Syracuse          |         |      |      |      |    |    |   |    |    |    |     |
| 2/16  | Louisville        |         |      |      |      |    |    |   |    |    |    |     |
| 2/19  | @ Pittsburgh      |         |      |      |      |    |    |   |    |    |    |     |
| 2/23  | Georgia Tech      |         |      |      |      |    |    |   |    |    |    |     |
| 2/26  | @ Louisville      |         |      |      |      |    |    |   |    |    |    |     |

#### JUNIOR SEASON AT NOTRE DAME (2022-23)

Will miss the 2022-23 year due to injury

#### FRESHMAN SEASON AT HAVERFORD COLLEGE (2020-21)

Season was canceled due to COVID-19 pandemic

#### PREP AND PERSONAL

Senior captain (2020)

Two-time First-team All-Colorado

First-team all-conference (2020)

All-Colorado Honorable Mention (2020)

Four-time Academic All-State

Freshman Female of the Year



# MADDY WESTBELD 21

6-3 // JUNIOR // FORWARD

KETTERING, OH

FAIRMONT

IG: MADDY.WESTBELD

**SEASON BESTS**

Pts: 23 (vs Western Michigan, 12/21/22)  
 Rebs: 11 (at Miami, 12/29/22)  
 FGM: 10 (vs Western Michigan, 12/21/22)  
 FGA: 16 (vs Western Michigan, 12/21/22)  
 3FGM: 3, 2x (last vs Western Michigan, 12/21/22)  
 3FGA: 6 (vs Western Michigan, 12/21/22)  
 FTM: 2, 3x (last vs UConn, 12/4/22)  
 FTA: 3 (vs UConn, 12/4/22)  
 Ast: 6 (vs Arizona State, 11/26/22)  
 Blk: 4 (vs NIU, 11/7/22)  
 Stl: 2, 4x (last at Miami, 12/29/22)  
 Min: 33 (vs UConn, 12/4/22)

**CAREER BESTS**

Pts: 25 (vs Wake Forest, 1/14/21)  
 Rebs: 18 (vs Western Ill, 11/11/21)  
 FGM: 10, 2x (last vs W Mich, 12/21/22)  
 FGA: 18 (vs Miami OH, 11/29/20)  
 3FGM: 3, 3x (last vs W Mich, 12/21/22)  
 3FGA: 6, 3x (last vs W Mich, 12/21/22)  
 FTM: 8 (at DePaul, 12/22/21)  
 FTA: 10 (at DePaul, 12/22/21)  
 Ast: 6, 2x (last vs Arizona State, 11/26/22)  
 Blk: 4 (vs NIU, 11/7/22)  
 Stl: 3, 6x (last vs NC State, 3/26/22)  
 Min: 39, 3x (last at Pitt, 2/22/21)

**JUNIOR SEASON (2022-23)**

Wooden Award Watch List // Katrina McClain Award Watch List

**SOPHOMORE SEASON (2021-22)**

2021-22 Preseason All-ACC // Wooden Award Preseason Watch List // Wooden Award Midseason Top 25

Picked up right where she left off from her Rookie of the Year campaign - averaging 11.8 ppg which ranked 4th on team.

March Maddy - 5 straight games scoring double-digit points. Averaged 7.8 rebounds and 15.2 points in the month of March.

Averaged 15.0 points and 7.3 rebounds during the NCAA Tournament. Maddy shot 60.6 percent, which ranked as the 4th best of all players in the Big Dance who played in multiple games.

Near identical performances in the second round and Sweet 16 --> 13 points, 9 rebounds, 6-of-10 shooting at Oklahoma; then 13 points, 8 rebounds, 6-of-12 shooting against NC State in Bridgeport.

Speaking of her performance in Bridgeport vs NC State, Maddy had to play the five and defend All-American Elissa Cunane after Dodson got into foul trouble. The result, one of her best defensive performances of the year. Westbeld tied her career high of 3 steals.

In her NCAA Tournament debut, Maddy led the team in scoring with 19 points in the win over UMass. She shot 8-for-11 from the field.

**FRESHMAN SEASON (2020-21)**

WBCA All-America Regional Finalist // ACC Rookie of the Year // First Team All-ACC // ACC All-Freshman Team // Two-Time ACC Rookie of the Week (Dec. 7 + Jan. 3) // ACC Newcomer Watch List

ACC Rookie of the Year

ACC Freshmen Rankings: 1st in Scoring, 2nd in Rebounding, 2nd in Steals, 4th in Assists & 4th in Blocks. She was the only freshman in the league to rank in the top-four in all the above-mentioned categories

Only freshman in the country who averaged at least 15 points, 7.5 rebounds, 2.5 assists & 1.4 steals. Overall, she was just one of eight Division I players.

**PREP AND PERSONAL**

Ranked No. 23 overall in 2020 class and fifth at her position

2020 Gatorade Ohio Girls Basketball Player of the Year

2020 McDonald's All-American

2020 Naismith National High School All-America Team

Sister Kat was a member of Notre Dame's 2018 national title team

**SEASON**

|   |                        |    |
|---|------------------------|----|
| 7 | Double-Figure Scoring  | 46 |
| 1 | Double-Figure Rebounds | 6  |
| 1 | Double-Doubles         | 6  |
| 1 | 20-Point Games         | 10 |


**CAREER**

**2022-23 GAME-BY-GAME STATISTICS**

| Date  | Opponent          | GS/P  | MIN   | FG-A  | 3P-A | FT-A | RB | PF | A | TO | ST | BL | PTS   |
|-------|-------------------|-------|-------|-------|------|------|----|----|---|----|----|----|-------|
| 11/7  | Northern Illinois | 1-1   | 23:38 | 6-10  | 1-1  | 0-0  | 8  | 1  | 2 | 2  | 2  | 4  | 13    |
| 11/12 | California        | 2-2   | 15:45 | 4-6   | 2-2  | 2-2  | 3  | 4  | 1 | 0  | 2  | 2  | 12    |
| 11/16 | @ Northwestern    | 3-3   | 23:57 | 1-10  | 1-1  | 0-0  | 8  | 2  | 1 | 3  | 0  | 1  | 3     |
| 11/20 | Ball State        | 4-4   | 11:15 | 2-3   | 0-0  | 2-2  | 2  | 0  | 0 | 1  | 0  | 1  | 6     |
| 11/24 | vs American       | 5-5   | 22:26 | 3-9   | 0-2  | 0-0  | 9  | 4  | 3 | 2  | 1  | 2  | 6     |
| 11/26 | vs Arizona State  | 6-6   | 20:43 | 0-2   | 0-0  | 3-6  | 5  | 1  | 6 | 1  | 0  | 0  | 3     |
| 12/1  | Maryland          | 7-7   | 20:26 | 4-9   | 0-2  | 0-0  | 6  | 4  | 2 | 3  | 0  | 1  | 8     |
| 12/4  | @ UConn           | 8-8   | 33:39 | 6-11  | 3-5  | 2-3  | 9  | 3  | 4 | 1  | 0  | 3  | 17    |
| 12/8  | @ Lafayette       |       |       |       |      |      |    |    |   |    |    |    | [PPD] |
| 12/10 | Merrimack         | 9-9   | 19:17 | 5-6   | 0-1  | 2-2  | 7  | 1  | 3 | 1  | 0  | 3  | 12    |
| 12/18 | @ Virginia Tech   | 10-10 | 31:12 | 5-11  | 0-2  | 0-1  | 9  | 4  | 1 | 2  | 2  | 2  | 10    |
| 12/21 | Western Michigan  | 11-11 | 25:06 | 10-16 | 3-6  | 0-0  | 8  | 0  | 1 | 0  | 1  | 1  | 23    |
| 12/29 | @ Miami           | 12-12 | 30:06 | 7-11  | 1-2  | 0-0  | 11 | 3  | 4 | 4  | 2  | 3  | 15    |
| 1/1   | Boston College    | 13-13 | 22:35 | 3-8   | 0-1  | 0-0  | 2  | 3  | 3 | 2  | 1  | 0  | 6     |
| 1/8   | @ North Carolina  |       |       |       |      |      |    |    |   |    |    |    |       |
| 1/12  | Wake Forest       |       |       |       |      |      |    |    |   |    |    |    |       |
| 1/15  | @ Syracuse        |       |       |       |      |      |    |    |   |    |    |    |       |
| 1/19  | @ Clemson         |       |       |       |      |      |    |    |   |    |    |    |       |
| 1/22  | Virginia          |       |       |       |      |      |    |    |   |    |    |    |       |
| 1/26  | Florida State     |       |       |       |      |      |    |    |   |    |    |    |       |
| 1/29  | @ NC State        |       |       |       |      |      |    |    |   |    |    |    |       |
| 2/2   | @ Boston College  |       |       |       |      |      |    |    |   |    |    |    |       |
| 2/5   | Duke              |       |       |       |      |      |    |    |   |    |    |    |       |
| 2/9   | Pittsburgh        |       |       |       |      |      |    |    |   |    |    |    |       |
| 2/12  | Syracuse          |       |       |       |      |      |    |    |   |    |    |    |       |
| 2/16  | Louisville        |       |       |       |      |      |    |    |   |    |    |    |       |
| 2/19  | @ Pittsburgh      |       |       |       |      |      |    |    |   |    |    |    |       |
| 2/23  | Georgia Tech      |       |       |       |      |      |    |    |   |    |    |    |       |
| 2/26  | @ Louisville      |       |       |       |      |      |    |    |   |    |    |    |       |

**WESTBELD'S OVERALL CAREER STATISTICS**

| Year    | Team       | GP | MP      | FGM | FGA | FG%   | 3FG | 3FGA | 3FG%  | FT  | FTA | FT%   | PTS | Avg   | OR  | DR  | Tot | Avg  | AST | TO  | STL | BLK | PF  | G  | DQ | Dbl Fouls | Tech | Trpl |
|---------|------------|----|---------|-----|-----|-------|-----|------|-------|-----|-----|-------|-----|-------|-----|-----|-----|------|-----|-----|-----|-----|-----|----|----|-----------|------|------|
| 2020-21 | Notre Dame | 20 | 637:43  | 115 | 245 | 46.94 | 19  | 49   | 38.78 | 55  | 70  | 78.57 | 304 | 15.20 | 40  | 117 | 157 | 7.85 | 49  | 68  | 27  | 18  | 51  | 20 | 2  | 3         |      |      |
| 2021-22 | Notre Dame | 33 | 954:40  | 159 | 330 | 48.18 | 23  | 70   | 32.86 | 48  | 66  | 72.73 | 389 | 11.79 | 52  | 157 | 209 | 6.33 | 46  | 60  | 38  | 29  | 62  | 33 | 1  | 2         |      |      |
| 2022-23 | Notre Dame | 13 | 300:04  | 56  | 112 | 50.00 | 11  | 25   | 44.00 | 11  | 16  | 68.75 | 134 | 10.31 | 21  | 66  | 87  | 6.69 | 31  | 22  | 11  | 23  | 30  | 13 | 1  |           |      |      |
| Totals  |            | 66 | 1892:27 | 330 | 687 | 48.03 | 53  | 144  | 36.81 | 114 | 152 | 75.00 | 827 | 12.53 | 113 | 340 | 453 | 6.86 | 126 | 150 | 76  | 70  | 143 | 66 | 3  | 6         |      |      |



# KYLEE WATSON 22

6-4 // JUNIOR // FORWARD

LINWOOD, NJ

MAINLAND // OREGON

IG: KYLEE.WATSONN

**SEASON BESTS**

Pts: 15 (vs Cal, 11/12/22)  
 Rebs: 8 (vs American, 11/24/22)  
 FGM: 6 (vs Cal, 11/12/22)  
 FGA: 10 (vs Northwestern, 11/16/22)  
 3FGM:  
 3FGA:  
 FTM: 3, 2x (last vs Merrimack, 12/10/22)  
 FTA: 5 (vs Cal, 11/12/22)  
 Ast: 4, 2x (last vs Maryland 12/1/22)  
 Blk: 3, 3x (last vs Boston College, 1/1/23)  
 Stl: 2, 2x (last vs Boston College, 1/1/23)  
 Min: 34 (vs Cal, 11/12/22)

**CAREER BESTS**

Pts: 21 (vs McNeese, 12/13/21)  
 Rebs: 8 (vs American, 11/24/22)  
 FGM: 10 (vs McNeese, 12/13/21)  
 FGA: 11 (vs McNeese, 12/13/21)  
 3FGM:  
 3FGA:  
 FTM: 5 (vs Long Beach St, 12/11/21)  
 FTA: 11 (vs Long Beach St, 12/11/21)  
 Ast: 4, 2x (last vs Maryland, 12/1/22)  
 Blk: 3, 4x (last vs Boston College, 1/1/23)  
 Stl: 3, 4x (last vs Oregon St, 2/11/22)  
 Min: 34 (vs Cal, 11/12/22)

**JUNIOR SEASON AT NOTRE DAME (2022-23)**

Through seven games at Notre Dame, Watson posted double-figure points four times. She did so just four times total in two years at Oregon.

**SOPHOMORE SEASON AT OREGON (2021-22)**

One of three Ducks who played in all 32 games, averaging 16.3 minutes

Led the team in shooting percentage, converting 54.8 percent (51-of-93) from the floor.

Career high 21 points on 10-of-11 shooting against McNeese. She was the first Duck since Ruthy Hebard on Nov. 11, 2019 to shoot at least 90 percent in a game while making at least 10 field goals

Connected on 12 straight field goals between the Dixie State and Oklahoma games in November

Shot a perfect 8-for-8 while scoring 16 points against Dixie State. Also posted three steals and three assists

Hit her career high of seven rebounds four times this season

Averaged 3.8 points and 2.4 rebounds

**FRESHMAN SEASON (2020-21)**

Appeared in 18 of Oregon's 24 games as a true freshman, averaging 2.2 points and 1.3 rebounds per game

Shot 55.2 percent (16-of-29) from the floor

**TEAM USA**

Competed for Team USA at the 2021 3x3 Nations League

Member of the USA U-16 National Team in 2017

**PREP AND PERSONAL**

One of five five-star freshmen to join Oregon's team in 2020 (No. 1 recruiting class in the country)

No. 17 recruit in the nation

2020 McDonald's All-American and Jordan Brand Classic selection

2020 New Jersey State Player of the Year

**SEASON**

5..... Double-Figure Scoring.....9  
 0..... Double-Figure Rebounding.....0  
 0..... Double-Doubles.....0  
 0..... 20-Point Games.....1

**CAREER**

**2022-23 GAME-BY-GAME STATISTICS**

| Date  | Opponent          | GS/P  | MIN   | FG-A | 3P-A | FT-A  | RB | PF | A | TO | ST | BL | PTS |
|-------|-------------------|-------|-------|------|------|-------|----|----|---|----|----|----|-----|
| 11/7  | Northern Illinois | 1-1   | 25:00 | 4-7  | 0-0  | 1-2   | 1  | 0  | 4 | 0  | 2  | 2  | 9   |
| 11/12 | California        | 2-2   | 34:15 | 6-8  | 0-0  | 3-5   | 7  | 2  | 1 | 2  | 0  | 0  | 15  |
| 11/16 | @ Northwestern    | 3-3   | 27:19 | 4-10 | 0-0  | 0-2   | 7  | 1  | 3 | 1  | 1  | 1  | 8   |
| 11/20 | Ball State        | 4-4   | 19:12 | 1-1  | 0-0  | 0-0   | 4  | 2  | 0 | 3  | 0  | 0  | 2   |
| 11/24 | vs American       | 5-5   | 24:51 | 4-7  | 0-0  | 2-4   | 8  | 3  | 1 | 2  | 1  | 1  | 10  |
| 11/26 | vs Arizona State  | 6-6   | 30:42 | 5-6  | 0-0  | 0-0   | 4  | 2  | 2 | 2  | 0  | 0  | 10  |
| 12/1  | Maryland          | 7-7   | 32:36 | 4-8  | 0-0  | 2-4   | 2  | 3  | 4 | 3  | 0  | 3  | 10  |
| 12/4  | @ UConn           | 8-8   | 10:45 | 1-1  | 0-0  | 0-0   | 0  | 3  | 0 | 1  | 1  | 0  | 2   |
| 12/8  | @ Lafayette       |       |       |      |      | [PPD] |    |    |   |    |    |    |     |
| 12/10 | Merrimack         | 9-9   | 15:59 | 3-4  | 0-0  | 3-4   | 3  | 0  | 1 | 1  | 0  | 1  | 9   |
| 12/18 | @ Virginia Tech   | 10-10 | 19:23 | 1-6  | 0-0  | 0-0   | 5  | 3  | 0 | 1  | 1  | 3  | 2   |
| 12/21 | Western Michigan  | 11-11 | 19:22 | 5-5  | 0-0  | 0-2   | 4  | 0  | 0 | 2  | 0  | 1  | 10  |
| 12/29 | @ Miami           | 12-12 | 16:07 | 1-2  | 0-0  | 0-0   | 3  | 3  | 0 | 2  | 0  | 0  | 2   |
| 1/1   | Boston College    | 13-13 | 17:51 | 2-6  | 0-0  | 2-2   | 4  | 0  | 1 | 2  | 2  | 3  | 6   |
| 1/8   | @ North Carolina  |       |       |      |      |       |    |    |   |    |    |    |     |
| 1/12  | Wake Forest       |       |       |      |      |       |    |    |   |    |    |    |     |
| 1/15  | @ Syracuse        |       |       |      |      |       |    |    |   |    |    |    |     |
| 1/19  | @ Clemson         |       |       |      |      |       |    |    |   |    |    |    |     |
| 1/22  | Virginia          |       |       |      |      |       |    |    |   |    |    |    |     |
| 1/26  | Florida State     |       |       |      |      |       |    |    |   |    |    |    |     |
| 1/29  | @ NC State        |       |       |      |      |       |    |    |   |    |    |    |     |
| 2/2   | @ Boston College  |       |       |      |      |       |    |    |   |    |    |    |     |
| 2/5   | Duke              |       |       |      |      |       |    |    |   |    |    |    |     |
| 2/9   | Pittsburgh        |       |       |      |      |       |    |    |   |    |    |    |     |
| 2/12  | Syracuse          |       |       |      |      |       |    |    |   |    |    |    |     |
| 2/16  | Louisville        |       |       |      |      |       |    |    |   |    |    |    |     |
| 2/19  | @ Pittsburgh      |       |       |      |      |       |    |    |   |    |    |    |     |
| 2/23  | Georgia Tech      |       |       |      |      |       |    |    |   |    |    |    |     |
| 2/26  | @ Louisville      |       |       |      |      |       |    |    |   |    |    |    |     |

WATSON'S OVERALL CAREER STATISTICS

| Year    | Team       | GP | MP     | FGM | FGA | FG%   | 3FG | 3FGA | 3FG% | FT | FTA | FT%   | PTS | Avg  | ORebs | DRebs | Tot Reb | Avg  | AST | TO | STL | BLK | PF  | G  | DQ | DBl | Tech | Trpl |
|---------|------------|----|--------|-----|-----|-------|-----|------|------|----|-----|-------|-----|------|-------|-------|---------|------|-----|----|-----|-----|-----|----|----|-----|------|------|
| 2020-21 | Oregon     | 18 | 148:03 | 16  | 29  | 55.17 |     |      |      | 7  | 21  | 33.33 | 39  | 2.17 | 5     | 19    | 24      | 1.33 | 4   | 12 | 3   | 9   | 22  | 18 |    |     |      |      |
| 2021-22 | Oregon     | 32 | 522:42 | 51  | 93  | 54.84 |     |      |      | 18 | 44  | 40.91 | 120 | 3.75 | 34    | 60    | 94      | 2.94 | 27  | 36 | 19  | 18  | 76  | 32 | 2  |     |      |      |
| 2022-23 | Notre Dame | 13 | 293:21 | 41  | 71  | 57.75 |     |      |      | 13 | 25  | 52.00 | 95  | 7.31 | 17    | 35    | 52      | 4.00 | 17  | 22 | 9   | 17  | 22  | 13 |    |     |      |      |
| Totals  |            | 63 | 964:06 | 108 | 193 | 55.96 |     |      |      | 38 | 90  | 42.22 | 254 | 4.03 | 56    | 114   | 170     | 2.70 | 48  | 70 | 31  | 44  | 120 | 63 | 2  |     |      |      |

2022-23 NOTRE DAME BASKETBALL NOTES



# SARAH CERNUGEL

# 25

5-4 // JUNIOR // GUARD

WESTMONT, IL

HINSDALE CENTRAL

IG: SARAH.CERNUGEL

#### SEASON BESTS

Pts: 2 (vs Merrimack, 12/10/22)  
 Rebs:  
 FGM: 1 (vs Merrimack, 12/10/22)  
 FGA: 2 (vs Boston College, 1/1/23)  
 3FGM:  
 3FGA:  
 FTM:  
 FTA:  
 Ast:  
 Blk:  
 Stl:  
 Min: 3, 2x (last vs Boston College, 1/1/23)

#### CAREER BESTS

Pts: 2, 3x (last vs Merrimack, 12/10/22)  
 Rebs: 1 (vs Ohio, 11/9/21)  
 FGM: 1, 3x (last vs Merrimack, 12/10/22)  
 FGA: 4 (vs Bryant, 11/21/21)  
 3FGM:  
 3FGA: 2 (vs Bryant, 11/21/21)  
 FTM:  
 FTA:  
 Ast: 1 (vs Bryant, 11/21/21)  
 Blk:  
 Stl:  
 Min: 7 (vs Bryant, 11/21/21)

#### JUNIOR SEASON (2022-23)

Scored first points of the year with a bucket against Merrimack

Saw first game action of the year at Northwestern in front of a hometown crowd

#### PREP AND PERSONAL

Started in all 20 games and averaged 32.5 minutes at Hinsdale Central

Lettered three years in basketball playing the point guard position, and four years in soccer playing forward/midfield

Made the playoffs all three years in hoops, achieving a combined 27 victories

Two-time All-Conference

Two-time Team MVP

Averaged 9.8 ppg, 3.1 apg, 1.9 rpg and 1.7 spg during senior year

Won the Robert Bell Female Citizen Athlete Award – Top female athlete at Hinsdale Central High

Junior Board Member of the Mend a Heart Foundation – non-profit organization that helps enrich the lives of children born with heart defects

Wants to be a date analyst for a professional sports team. Dream job would be working for the Chicago Bears

#### 2022-23 GAME-BY-GAME STATISTICS

| Date  | Opponent          | GS/P | MIN  | FG-A | 3P-A | FT-A | RB | PF | A | TO | ST | BL | PTS |
|-------|-------------------|------|------|------|------|------|----|----|---|----|----|----|-----|
| 11/7  | Northern Illinois |      |      |      |      |      |    |    |   |    |    |    |     |
| 11/12 | California        |      |      |      |      |      |    |    |   |    |    |    |     |
| 11/16 | @ Northwestern    | 0-1  | 1:34 | 0-0  | 0-0  | 0-0  | 0  | 0  | 0 | 0  | 0  | 0  | 0   |
| 11/20 | Ball State        | 0-2  | 1:56 | 0-0  | 0-0  | 0-0  | 0  | 1  | 0 | 0  | 0  | 0  | 0   |
| 11/24 | vs American       | 0-3  | 0:42 | 0-0  | 0-0  | 0-0  | 0  | 0  | 0 | 0  | 0  | 0  | 0   |
| 11/26 | vs Arizona State  | 0-4  | 0:10 | 0-0  | 0-0  | 0-0  | 0  | 0  | 0 | 0  | 0  | 0  | 0   |
| 12/1  | Maryland          |      |      |      |      |      |    |    |   |    |    |    |     |
| 12/4  | @ UConn           |      |      |      |      |      |    |    |   |    |    |    |     |
| 12/8  | @ Lafayette       |      |      |      |      |      |    |    |   |    |    |    |     |
| 12/10 | Merrimack         | 0-5  | 3:23 | 1-1  | 0-0  | 0-0  | 0  | 2  | 0 | 0  | 0  | 0  | 2   |
| 12/18 | @ Virginia Tech   |      |      |      |      |      |    |    |   |    |    |    |     |
| 12/21 | Western Michigan  | 0-6  | 2:54 | 0-1  | 0-0  | 0-0  | 0  | 0  | 0 | 0  | 0  | 0  | 0   |
| 12/29 | @ Miami           |      |      |      |      |      |    |    |   |    |    |    |     |
| 1/1   | Boston College    | 0-7  | 3:22 | 0-2  | 0-0  | 0-0  | 0  | 0  | 0 | 0  | 0  | 0  | 0   |
| 1/8   | @ North Carolina  |      |      |      |      |      |    |    |   |    |    |    |     |
| 1/12  | Wake Forest       |      |      |      |      |      |    |    |   |    |    |    |     |
| 1/15  | @ Syracuse        |      |      |      |      |      |    |    |   |    |    |    |     |
| 1/19  | @ Clemson         |      |      |      |      |      |    |    |   |    |    |    |     |
| 1/22  | Virginia          |      |      |      |      |      |    |    |   |    |    |    |     |
| 1/26  | Florida State     |      |      |      |      |      |    |    |   |    |    |    |     |
| 1/29  | @ NC State        |      |      |      |      |      |    |    |   |    |    |    |     |
| 2/2   | @ Boston College  |      |      |      |      |      |    |    |   |    |    |    |     |
| 2/5   | Duke              |      |      |      |      |      |    |    |   |    |    |    |     |
| 2/9   | Pittsburgh        |      |      |      |      |      |    |    |   |    |    |    |     |
| 2/12  | Syracuse          |      |      |      |      |      |    |    |   |    |    |    |     |
| 2/16  | Louisville        |      |      |      |      |      |    |    |   |    |    |    |     |
| 2/19  | @ Pittsburgh      |      |      |      |      |      |    |    |   |    |    |    |     |

#### CERNUGEL'S OVERALL CAREER STATISTICS

| Year    | Team       | GP | MP    | FGM | FGA | FG%   | 3FG | 3FGA | 3FG% | FT | FTA | FT% | PTS | Avg  | OR | DR | Tot | Avg  | AST | TO | STL | BLK | PF | G  | DQ | DBl | Tech | Trp | DBl | Fouls | DBl |
|---------|------------|----|-------|-----|-----|-------|-----|------|------|----|-----|-----|-----|------|----|----|-----|------|-----|----|-----|-----|----|----|----|-----|------|-----|-----|-------|-----|
| 2021-22 | Notre Dame | 10 | 18:59 | 2   | 7   | 28.57 |     | 3    | 0.00 |    |     |     | 4   | 0.40 | 1  |    | 1   | 0.10 | 1   | 1  |     |     | 1  | 10 |    |     |      |     |     |       |     |
| 2022-23 | Notre Dame | 7  | 14:01 | 1   | 4   | 25.00 |     |      |      |    |     |     | 2   | 0.29 |    |    |     |      |     |    |     |     | 3  | 7  |    |     |      |     |     |       |     |
| Totals  |            | 17 | 33:00 | 3   | 11  | 27.27 |     | 3    |      |    |     |     | 6   | 0.35 | 1  |    | 1   | 0.06 | 1   | 1  |     |     | 4  | 17 |    |     |      |     |     |       |     |

## 2022-23 NOTRE DAME BASKETBALL NOTES



# LAUREN EBO

# 33

6-4 // GRADUATE // CENTER

WASHINGTON, D.C.

RIVERDALE BAPTIST // TEXAS // PENN STATE

IG: LAURENNEBOO

### GRADUATE SEASON AT NOTRE DAME (2022-23)

One of the top bench players in the ACC, putting up numbers that consistently rank in the top-three of several categories amongst non-starters

Has twice broken her career high in points, post 19 against Northwestern and 20 against Arizona State

Lisa Leslie Award Watch List

### SENIOR SEASON AT TEXAS (2021-22)

2022 Big 12 All-Tournament Team

2022 All-Big 12 Honorable Mention

Final year in Austin was her best statistically, with season average highs in points (8.0 ppg) and rebounds (6.7 rpg)

Started in 30 of 35 games played, averaging 26.6 minutes

Posted her best shooting season, converting 48.1 percent from the floor

Tallied four double-doubles, which led the team

Posted 13 double-digit scoring performances

Season high 17 points in back-to-back games vs Oklahoma State and Kansas State in March

### JUNIOR SEASON AT TEXAS (2020-21)

Appeared in 22 games making one start.

Averaged 4.7 points per game and 4.4 boards per game.

Ranked second on the team in field goal percentage shooting at a 45.8 percent (44-of-96) clip.

### SOPHOMORE SEASON AT PENN STATE (2019-20)

Played in each of her team's 30 games with 17 starts.

Averaged 5.3 points per game and 4.8 rebounds per game.

### FRESHMAN SEASON AT PENN STATE (2018-19)

Played in 29 games with 11 starts

Averaged 5.7 points and 5.8 rebounds per game

### PREP AND PERSONAL

Played her first two seasons at Paul VI Catholic High School before transferring to Riverdale Baptist School for her final two years.

Led Riverdale Baptist to a pair of 20-plus-win seasons, including the Independent School National Championship and the Title IX Pat Summitt Division title as a senior.

Recorded 233 points and 171 rebounds as a senior captain.

### SEASON BESTS

Pts: 20 (vs Arizona State, 11/26/22)  
 Rebs: 10, 2x (last at Miami, 12/29/22)  
 FGM: 8 (at Northwestern, 11/16/22)  
 FGA: 10, 3x (last at Miami, 12/29/22)  
 3FGM:  
 3FGA:  
 FTM: 9 (vs Merrimack, 12/10/22)  
 FTA: 14 (vs Arizona State, 11/26/22)  
 Ast: 2, 3x (last vs Boston College, 1/1/23)  
 Blk: 3 (vs Ball State 11/20/22)  
 Stl: 2 (vs UConn 12/4/22)  
 Min: 29 (vs UConn 12/4/22)

### CAREER BESTS

Pts: 20 (vs Arizona State, 11/26/22)  
 Rebs: 14 (vs Oklahoma, 2/12/22)  
 FGM: 8 (at Northwestern, 11/16/22)  
 FGA: 13 (at TCU, 1/22/22)  
 3FGM:  
 3FGA:  
 FTM: 9 (vs Merrimack, 12/10/22)  
 FTA: 14 (vs Arizona State, 11/26/22)  
 Ast: 4 (vs Iowa St, 3/12/22)  
 Blk: 5 (vs Jackson St, 12/1/21)  
 Stl: 3 (vs Iowa St, 3/12/22)  
 Min: 38 (vs Kansas, 1/12/22)

### SEASON

### CAREER

8..... Double-Figure Scoring.....32  
 2..... Double-Figure Rebounds.....16  
 2..... Double-Doubles .....10

### 2022-23 GAME-BY-GAME STATISTICS

| Date  | Opponent          | GS/P | MIN   | FG-A | 3P-A | FT-A | RB | PF | A | TO | ST | BL | PTS   |
|-------|-------------------|------|-------|------|------|------|----|----|---|----|----|----|-------|
| 11/7  | Northern Illinois | 0-1  | 20:45 | 4-8  | 0-0  | 2-2  | 6  | 2  | 0 | 0  | 1  | 1  | 10    |
| 11/12 | California        | 0-2  | 14:51 | 1-2  | 0-0  | 6-6  | 3  | 5  | 1 | 5  | 1  | 1  | 8     |
| 11/16 | @ Northwestern    | 0-3  | 13:18 | 8-9  | 0-0  | 3-4  | 7  | 4  | 0 | 1  | 0  | 0  | 19    |
| 11/20 | Ball State        | 0-4  | 27:19 | 4-8  | 0-0  | 3-6  | 10 | 3  | 1 | 4  | 1  | 3  | 11    |
| 11/24 | vs American       | 0-5  | 11:23 | 1-7  | 0-0  | 1-2  | 4  | 5  | 1 | 1  | 0  | 0  | 3     |
| 11/26 | vs Arizona State  | 0-6  | 24:21 | 6-10 | 0-1  | 8-14 | 9  | 1  | 1 | 0  | 1  | 0  | 20    |
| 12/1  | Maryland          | 0-7  | 21:20 | 0-5  | 0-0  | 1-2  | 2  | 2  | 2 | 2  | 1  | 1  | 1     |
| 12/4  | @ UConn           | 0-8  | 29:39 | 6-10 | 0-0  | 0-0  | 4  | 3  | 1 | 5  | 2  | 2  | 12    |
| 12/8  | @ Lafayette       |      |       |      |      |      |    |    |   |    |    |    | [PPD] |
| 12/10 | Merrimack         | 0-9  | 18:33 | 4-5  | 0-0  | 9-9  | 7  | 0  | 1 | 0  | 0  | 1  | 17    |
| 12/18 | @ Virginia Tech   | 0-10 | 22:01 | 7-10 | 0-0  | 1-1  | 5  | 3  | 0 | 2  | 0  | 0  | 15    |
| 12/21 | Western Michigan  | 0-11 | 15:41 | 3-5  | 0-0  | 0-0  | 5  | 5  | 2 | 3  | 1  | 1  | 6     |
| 12/29 | @ Miami           | 0-12 | 28:58 | 5-10 | 0-0  | 1-4  | 10 | 2  | 1 | 2  | 0  | 1  | 11    |
| 1/1   | Boston College    | 0-13 | 21:46 | 2-4  | 0-0  | 1-2  | 6  | 3  | 2 | 1  | 1  | 0  | 5     |
| 1/8   | @ North Carolina  |      |       |      |      |      |    |    |   |    |    |    |       |
| 1/12  | Wake Forest       |      |       |      |      |      |    |    |   |    |    |    |       |
| 1/15  | @ Syracuse        |      |       |      |      |      |    |    |   |    |    |    |       |
| 1/19  | @ Clemson         |      |       |      |      |      |    |    |   |    |    |    |       |
| 1/22  | Virginia          |      |       |      |      |      |    |    |   |    |    |    |       |
| 1/26  | Florida State     |      |       |      |      |      |    |    |   |    |    |    |       |
| 1/29  | @ NC State        |      |       |      |      |      |    |    |   |    |    |    |       |
| 2/2   | @ Boston College  |      |       |      |      |      |    |    |   |    |    |    |       |
| 2/5   | Duke              |      |       |      |      |      |    |    |   |    |    |    |       |
| 2/9   | Pittsburgh        |      |       |      |      |      |    |    |   |    |    |    |       |
| 2/12  | Syracuse          |      |       |      |      |      |    |    |   |    |    |    |       |
| 2/16  | Louisville        |      |       |      |      |      |    |    |   |    |    |    |       |
| 2/19  | @ Pittsburgh      |      |       |      |      |      |    |    |   |    |    |    |       |

### EBO'S OVERALL CAREER STATISTICS

| Career        |            | GP         | MP             | FGM        | FGA        | FG%          | 3FG      | 3FGA | 3FG%       | FT         | FTA          | FT%        | PTS         | Avg        | ORebs      | DRebs      | Tot Reb     | Avg       | AST        | TO        | STL       | BLK        | PF         | G        | DQ        | Tech     | Trpl     |
|---------------|------------|------------|----------------|------------|------------|--------------|----------|------|------------|------------|--------------|------------|-------------|------------|------------|------------|-------------|-----------|------------|-----------|-----------|------------|------------|----------|-----------|----------|----------|
| 2018-19       | Penn St.   | 29         | 620:19         | 71         | 152        | 46.71        |          |      |            | 24         | 48           | 50.00      | 166         | 5.72       | 63         | 106        | 169         | 5.83      | 10         | 53        | 11        | 29         | 81         | 29       | 3         | 2        | 0        |
| 2019-20       | Penn St.   | 30         | 613:34         | 61         | 146        | 41.78        | 1        | 0.00 | 37         | 56         | 66.07        | 159        | 5.30        | 44         | 101        | 145        | 4.83        | 20        | 47         | 5         | 21        | 67         | 30         | 1        | 1         | 0        |          |
| 2020-21       | Texas      | 22         | 392:21         | 44         | 96         | 45.83        |          |      | 15         | 24         | 62.50        | 103        | 4.68        | 40         | 56         | 96         | 4.36        | 5         | 17         | 4         | 8         | 36         | 22         |          |           |          |          |
| 2021-22       | Texas      | 35         | 928:28         | 101        | 210        | 48.10        |          |      | 78         | 118        | 66.10        | 280        | 8.00        | 97         | 139        | 236        | 6.74        | 22        | 46         | 20        | 27        | 91         | 35         | 2        | 4         |          |          |
| 2022-23       | Notre Dame | 13         | 269:53         | 51         | 93         | 54.84        | 1        | 0.00 | 36         | 52         | 69.23        | 138        | 10.62       | 35         | 46         | 81         | 6.23        | 13        | 26         | 9         | 11        | 38         | 13         | 3        | 2         |          |          |
| <b>Totals</b> |            | <b>129</b> | <b>2824:36</b> | <b>328</b> | <b>697</b> | <b>47.06</b> | <b>2</b> |      | <b>190</b> | <b>298</b> | <b>63.76</b> | <b>846</b> | <b>6.56</b> | <b>279</b> | <b>448</b> | <b>727</b> | <b>5.64</b> | <b>70</b> | <b>189</b> | <b>49</b> | <b>96</b> | <b>313</b> | <b>129</b> | <b>5</b> | <b>10</b> | <b>3</b> | <b>0</b> |

## LAST TIME NOTRE DAME ...

## SCORING

|  |   |
|--|---|
| Player scored 25 points                          | Dara Mabrey (29), vs Oklahoma, 3/21/2022 (NCAA 2nd Round)   |
| Player scored 30 points                          | Olivia Miles (30) vs Boston College, 1/30/2022  |
| Player scored 35 points                          | Jessica Shepard (39) vs DePaul, 12/17/17  |
| Player scored 40 points                          | Jewell Loyd (41) at DePaul, 12/10/14  |
| Player came off bench and scored 20 points       | Lauren Ebo (20) vs ASU, 11/26/22 (@Bimini, Bahamas)   |
| Two players scored 20 points                     | Sonia Citron (24) & Olivia Miles (21) at Northwestern 11/16/22  |
| Three players scored 20 points                   | Dara Mabrey (29), Sonia Citron (25), Maya Dodson (20) vs Oklahoma, 3/21/22 (NCAA 2nd Round)   |
| Three players scored 20 points/consecutive games | Arike Ogunbowale (30), Jessica Shepard (24), Marina Mabrey (23) vs CSUN, 3/16/18; Arike Ogunbowale (24), Jessica Shepard (25), Jackie Young (24) vs Villanova, 3/18/18                              |
| Two players scored 25 points                     | Dara Mabrey (29), Sonia Citron (25) vs Oklahoma, 3/21/22 (Norman, Okla.)  |
| Player scored 25 points/consecutive games        | Arike Ogunbowale (27 vs. Georgia Tech, 2/11/18; 27 at Virginia, 2/15/18)  |
| None in double figures                           | at Seton Hall, 2/8/04   |
| One in double figures                            | Brianna Turner (25) vs. Duke, 1/26/17   |
| Six in double figures                            | See seven in double figures   |
| Seven in double figures                          | Lauren Ebo (17), Dara Mabrey (14), Olivia Miles (13), Sonia Citron (13), Nat Marshall (13), Maddy Westbeld (12), KK Bransford (10) vs Merrimack, 12/10/22   |
| Eight in double figures                          | Deveaux Peters (20), Natalie Achonwa (19), Kaila Turner (14), Natalie Novosel (13), Skylar Diggins (11), Brittany Mallory (11), Kayla McBride (11) and Markisha Wright (11) vs. Pittsburgh, 1/17/12 |
| ND scored 55 points/half                         | 55 (1st half) vs Merrimack, 12/10/22  |
| ND scored 60 points/half                         | 60 (1st half) vs Oklahoma, 3/21/2022 (NCAA 2nd Round)   |
| ND scored 50 points in both halves               | 55 (1st) & 53 (2nd) vs Merrimack, 12/10/22  |
| ND scored 100 points/game                        | 108 vs Merrimack, 12/10/22  |
| ND scored 100 points/home game                   | 108 vs Merrimack, 12/10/22  |
| ND scored 100 points/neutral site                | 100 vs. Duquesne, 12/1/13 (@ Toronto, Ontario)  |
| ND scored 100 points/conference game             | 103 vs Virginia, 3/3/19   |
| ND scored fewer than 15 points/half              | 15 (1st half) vs Louisville, 2/27/22  |
| ND scored fewer than 20 points/half              | 18 (2nd half) at Duke, 1/16/20  |
| ND scored fewer than 50 points/game              | 47 at Louisville (2/13/22)  |

## FIELD GOAL SHOOTING

|  |   |
|--|---|
| Player made every shot from the field (min. 7) | Jessica Shepard (8-8) vs Binghamton, 12/16/18                       |
| ND shot 55 percent/consecutive games           | 56.1 (32-57) vs UConn, 12/4/22; 55.6 (35-63) vs Merrimack, 12/10/22 |
| ND shot 60 percent/game                        | 60.3 (41-68) vs Ohio, 11/9/2021                                     |
| ND shot 65 percent/game                        | 69.8 (37-53) vs WKU, 12/19/18                                       |
| ND shot 70 percent/game                        | 70.2 (40-57) at Mercer, 12/30/11                                    |
| ND shot below 25 percent/game                  | 24.5 (13-53) at West Virginia, 1/13/08                              |
| ND shot below 30 percent/game                  | 29.5 (18-61) vs Louisville, 1/30/20                                 |
| ND shot below 35 percent/game and won          | 33.3 (23-69) at Pitt, 1/2/20  |
| ND shot 65 percent/half                        | 65.4 (17-26) vs UConn, 12/4/22                                      |
| ND shot 70 percent/half                        | See 75  |
| ND shot 75 percent or greater/half             | .758 (22-29), 2nd half at Clemson, 1/31/19                          |
| ND shot below 25 percent/half                  | 22.2 (6-27), 1st half vs Louisville, 2/27/2022                      |
| ND shot below 30 percent/half                  | See 25  |

## THREE-POINT SHOOTING

|                                      |   |
|--------------------------------------|---|
| Player made 5 three-pointers/half    | Dara Mabrey (1st half) vs Ball State 11/20/22                                     |
| At least 5 made consecutive threes   | Dara Mabrey (5 straight without missing), vs Oklahoma, 3/21/2022 (NCAA 2nd Round) |
| Player made 6 three-pointers         | See 7   |
| Player made 7 three-pointers         | Dara Mabrey vs Oklahoma, 3/21/2022 (NCAA 2nd Round)                               |
| Player made 8 three-pointers         | Sheila McMillen vs. St. John's, 2/28/98 (@ Piscataway, N.J.)                      |
| Player attempted 10 three-pointers   | Dara Mabrey (10) vs Ball State 11/20/22   |
| ND made 10 three-pointers            | 10 vs Oklahoma, 3/21/2022 (NCAA 2nd Round)  |
| ND did not make a three-pointer      | vs. Saint Joseph's (Pa.), 12/21/14  |
| ND attempted 25 three-pointers       | 25 vs Oklahoma, 3/21/2022 (NCAA 2nd Round)  |
| ND shot 60 percent 3FG (min. 5 att.) | 70.0 (7-10) vs Miami, 1/19/20   |

## FREE-THROW SHOOTING

|   |   |
|---|---|
| Player made 10 free-throws              | Sonia Citron (11) vs AU, 11/24/22                             |
| Player made 15 free-throws              | Jewell Loyd (15) at DePaul, 12/10/14                          |
| Player attempted 15 free-throws         | Brianna Turner (16) at North Carolina, 1/15/15                |
| Player made 10 for 10 or better         | 11-11 by Sonia Citron vs Oklahoma, 3/21/2022 (NCAA 2nd Round) |
| ND shot 90 percent (min. 10 att.)       | 95.0 (19-20) at Pitt, 1/23/22                                 |
| ND shot below 50 percent (min. 10 att.) | 45.0 (9-20) at Clemson, 12/20/2020                            |
| ND made 30 free-throws                  | 34 (attempted 38) vs Merrimack, 12/10/22                      |
| ND made fewer than five FTs             | 4 (attempted 7) vs UConn, 12/4/22                             |
| ND attempted 40 free-throws             | 46 (made 31) vs. UCLA, 11/28/15 (@ Freeport, Bahamas)         |
| ND attempted fewer than five FTs        | 5 (made 4) vs NC State, 3/26/2022 (Bridgeport, CT)            |

## REBOUNDS

|  |   |
|--|---|
| Player had 15 rebounds                   | Maddy Westbeld (18) vs Western Illinois, 11/11/2021                                       |
| Player had 20 rebounds                   | Natalie Achonwa (20) vs. South Florida, 3/10/13 (@ Hartford, Conn.)                       |
| Two players had double-figure rebounds   | Maddy Westbeld (11) & Lauren Ebo (10), at Miami, 12/29/22                                 |
| Three players had double-figure rebounds | Jessica Shepard (12), Kathryn Westbeld (10), and Jackie Young (10) vs Marquette, 12/20/17 |
| ND had 50 rebounds                       | 56 vs Merrimack, 12/10/22   |
| ND had 25 offensive rebounds             | 25 vs Iowa, 11/29/18  |
| ND had 30 offensive rebounds             | 30 vs Longwood, 12/28/11  |

## DOUBLE-DOUBLES

|                                       |  |
|---------------------------------------|--|
| Points & rebounds/3 consecutive games | See 4  |
| Points & rebounds/4 consecutive games | Jessica Shepard (24/14) vs Texas A&M, 3/30/19; (11/14) vs Stanford, 4/1/19; (20/13) vs UConn, 4/5/19; (11/10) vs Baylor, 4/7/19  |
| Points & rebounds/5 consecutive games | Jessica Shepard (17/10) vs Florida State, 3/3/18; (23/10) vs Louisville, 3/4/18; (24/10) vs CSUN, 3/16/18; (25/10) vs Villanova, 3/18/18; (13/10) vs Texas A&M, 3/24/18 (Spokane, Wash.) |
| Points & assists                      | See latest Olivia Miles triple double  |
| Rebounds & assists                    | See latest Olivia Miles triple double  |
| Points & assists/consecutive games    | Niele Ivey (12/10) at Valparaiso, 11/17/00; (14/11) vs. Arizona, 11/20/00  |
| Two players had double-doubles        | Maddy Westbeld (15p/11r) & Lauren Ebo (11p/10r) at Miami, 12/29/22   |
| Three players had double-doubles      | Jessica Shepard (20p/13r), Brianna Turner (15p/15r), Marina Mabrey (12p/12a), vs UConn, 4/5/19 (Tampa)   |
| 20+ points and 10+ rebounds           | Sonia Citron (24/10) vs Maryland (12/1/22)   |
| 30+ points and 10+ rebounds           | Jessica Shepard vs Louisville, 3/10/19 (Greensboro, N.C.)  |
| 40+ points and 10+ rebounds           | Jewell Loyd (41/12) vs DePaul, 12/10/14  |
| 15 points and 15 rebounds             | Anaya Peoples (22p/15r) vs DePaul, 12/11/19  |
| 20 points and 20 rebounds             | Natalie Achonwa (20/20) vs. South Florida, 3/10/13 (@ Hartford, Conn.)   |

## TRIPLE DOUBLES (11 in school history)

|  |
|--|
| Olivia Miles (13p/13r/14a) vs Merrimack, 12/10/22                    |
| Olivia Miles (12p/11r/11a) vs UMass, 3/19/2022 (Norman, OK)          |
| Olivia Miles (11p/13r/13a) at Valpo, 12/8/2021                       |
| Jackie Young (22p/10r/11a) vs Virginia, 3/3/19                       |
| Jackie Young (16p/12r/10a) at Tennessee, 1/24/19                     |
| Lindsay Allen (11p/11r/12a) at Chattanooga, 12/27/16                 |
| Marina Mabrey (18p/10a/12s) at Valparaiso, 11/23/15                  |
| Skylar Diggins (17p/10r/10a) at DePaul, 2/24/13                      |
| Skylar Diggins (22p/10r/11a) vs. Maryland, 3/27/12 (@ Raleigh, N.C.) |
| Sara Liebscher (17p/12r/10a) vs. Detroit, 2/15/90                    |
| Mary Gavin (11p/14a/10s) vs. Marquette, 1/31/87                      |

## ASSISTS

|   |   |
|---|---|
| Player had 10 assists                   | Olivia Miles (12) vs Western Michigan, 12/21/22   |
| Player had 10 assists/consecutive games | Olivia Miles - 11 vs UMass, 3/19/2022 (NCAA 1st Round) ; 12 vs Oklahoma, 3/21/2022 (NCAA 2nd Round) |
| Player had 15 assists                   | Mary Gavin (17) at Marquette, 2/28/87   |
| ND had 30 assists                       | 31 vs Ohio, 11/9/2021   |
| ND had fewer than 10 assists            | 7, at Louisville, 2/16/20   |
| ND had fewer than 5 assists             | 3 vs. Villanova, 3/8/09 (@ Hartford, Conn.)   |

## BLOCKED SHOTS

|                         |   |
|-------------------------|---|
| Player blocked 5 shots  | Maya Dodson (5) at Louisville, 2/13/2022          |
| Player blocked 6 shots  | Maya Dodson (6) vs Boston College, 1/30/2022      |
| Player blocked 7 shots  | Brianna Turner (7) vs. Boston College, 2/23/17    |
| Player blocked 10 shots | Amanda Barksdale (11) vs. Boston College, 2/10/02 |
| ND blocked 10 shots     | 10 vs Purdue Fort Wayne, 12/12/2021               |
| ND blocked 15 shots     | 16 vs. Boston College, 2/10/02                    |
| ND blocked 0 shots      | vs. Boston College, 1/14/18                       |

## STEALS

|                      |   |
|----------------------|---|
| Player had 5 steals  | Olivia Miles (5) at Virginia Tech, 12/18/22 |
| Player had 10 steals | Marina Mabrey (12) at Valparaiso, 11/23/15  |
| ND had 20 steals     | 21 vs. Saint Francis (Pa.), 12/31/12        |

## TURNOVERS

|  |  |
|--|--|
| ND committed 25 or more                    | 25 vs Georgia, 11/26/2021  |
| ND committed 25 or more and won            |  |
| ND committed 30 or more                    | 30 at West Virginia, 2/22/11   |
| ND committed 10 or fewer                   | 10 vs Merrimack, 12/10/22  |
| ND committed 10 or fewer/consecutive games | 9 vs Texas A&M, 3/30/19 (Chicago); 7 vs Stanford, 4/1/19 (Chicago); 9 vs UConn, 4/5/19 (Tampa); 10 vs Baylor, 4/7/19 (Tampa) |
| ND committed 5 or fewer                    | 5 vs. Louisville, 3/4/17 (@ Conway, S.C.)  |

**MISCELLANEOUS**

Led team in points/rebounds/assists  
 Hit "final minute" game-winning shot  
 Four-point play  
 Made shot from midcourt or beyond  
 Played every minute  
 Played more than 40 minutes  
 ND rallied from 10-point deficit to win  
 ND rallied from 15-point deficit to win  
 ND rallied from 20-point deficit to win  
 ND scored 20 straight points  
 ND scored 25 straight points  
 ND scored 30 straight points  
 Sold out Purcell Pavilion

Olivia Miles (16p/13r/7a) at Virginia Tech, 12/18/22  
 Marta Sniezek (0:45 remaining) at Florida State, 3/1/20  
 Madison Cable (9:52, 2nd half) vs. Wake Forest, 2/1/15  
 Arike Ogunbowale (50 feet at 0:00, 2nd half) vs. Louisville, 3/4/18  
 Sonia Citron, at Florida State, 2/6/2022  
 Sonia Citron (41:44) at Georgia Tech, 2/17/2022  
 Trained Florida State, 41-30 (6:50 - 3rd), won 70-67, 3/1/20  
 Trained Mississippi State, 40-25 (6:41, 3rd), won 61-58, 4/1/18 (Columbus, Ohio)  
 Trained vs Tennessee, 37-14 (7:03 - 2nd); won 84-70, 1/18/18  
 23-0 run vs Bryant, 11/21/2021  
 25-0 run vs. Bethune-Cookman, 3/23/19  
 36-0 run vs. Southeast Missouri State, 1/2/11  
 vs UConn, 12/4/22 (9,149)

**OVERTIME**

ND played an OT game  
 ND played multiple overtimes  
 ND won an OT game  
 ND won an OT game at home  
 ND won an OT game on the road  
 ND lost an OT game

at Georgia Tech (W, 72-66, OT), 2/17/2022  
 vs. Connecticut (W, 96-87, 3ot), 3/4/13  
 at Georgia Tech (W, 72-66, OT), 2/17/2022  
 See played an OT game  
 at Georgia Tech (W, 72-66, OT), 2/17/2022  
 vs Georgia (L, 71-67, OT), 11/26/21

**RANKINGS**

Played the No. 1 team in the AP poll  
 Played the No. 1 team in the WBCA/USA Today poll  
 Defeated top-5 opponent  
 Defeated top-10 opponent  
 Defeated top-10 opponent at home  
 Defeated top-10 opponent on the road  
 Defeated top-10 opponent by double digits

at Louisville (L, 71-65), 2/7/2021  
 vs Baylor (L, 82-81), 4/7/19 (Tampa)  
 vs No. 3 UConn (W, 74-60), 12/4/22  
 at No. 6 Virginia Tech (W, 63-52), 12/18/22  
 See top-5  
 at No. 6 Virginia Tech (W, 63-52), 12/18/22  
 at No. 6 Virginia Tech (W, 63-52), 12/18/22

**SCORING MARGINS**

ND won by 40-plus points  
 ND won by 50-plus points  
 ND won by 60-plus points  
 ND won by 70-plus points  
 ND lost by 20-29 points  
 ND lost by 20-29 points at home  
 ND lost by 20-29 points on the road  
 ND lost by 30-plus points  
 ND lost by 30-plus points

See 60  
 See 60  
 64 — at ND 108, Merrimack 44, 12/10/22  
 75 — at ND 104, Holy Cross 29, 11/23/14  
 22 — vs Louisville, 86, ND 64, 2/27/2022  
 22 — vs Louisville, 86, ND 64, 2/27/2022  
 26 — at Louisville, 73, ND 47, 2/13/2022  
 33 — at Louisville 82, ND 49, 2/16/20  
 33 — at Louisville 82, ND 49, 2/16/20

**LAST TIME OPPONENT ...****SCORING**

Player scored 25 points  
 Player scored 30 points  
 Player scored 35 points  
 Two players scored 20 points  
 Three players scored 20 points  
 Two players scored 25 points  
 None in double figures  
 Five in double figures  
 Six in double figures  
 Scored 50 points/half  
 Scored 55 points/half  
 Scored 60 points/half  
 Scored 100 points/game  
 Scored 100 points/non-conference game  
 Scored 15 or fewer/half  
 Scored 20 or fewer/half  
 Scored fewer than 40 points/game

See 30  
 Diamond Miller (31), Maryland, 12/1/22  
 Chennedy Carter (35), Texas A&M, 3/30/19 (Chicago)  
 Sam Breen (31) & Sydney Taylor (21), UMass, 3/19/2022 (Norman, OK)  
 Sonya Morris (29), Chante Stonewall (20) & Dee Bekella (20), DePaul, 12/11/19  
 Brittney Griner (32) and Odyssey Sims (25) at Baylor, 11/20/11 at Northwestern, 11/16/22  
 Aneesah Morrow (19), Deja Church (13), Lexi Held (18), Sonya Morris (15), Darrione Rogers (14), at DePaul, 12/22/2021  
 Erika Davenport (19), Danielle King (12), Natisha Hiedeman (12), Allazia Blockton (20), Amani Wilborn (10), Isabelle Spingola (12), Marquette, 12/20/17  
 54 (1st half), vs Louisville, 2/27/2022  
 56 (1st half), at Louisville, 1/11/18  
 63 (2nd half), Northwestern State, 3/24/95 (@ Amarillo, Texas)  
 105, DePaul, 12/11/19  
 105, DePaul, 12/11/19  
 13 (1st half), Georgia Tech, 2/3/19  
 16 (1st half), vs Boston College, 1/1/23  
 35, vs Bryant, 11/21/2021

**FIELD GOAL SHOOTING**

Shot 55 percent/game  
 Shot 60 percent/game  
 Shot below 20 percent/game

58.5 (38-65), vs Louisville, 2/27/22  
 65.1 (41-63), at Louisville, 1/11/18  
 18.6 (11-59), Holy Cross, 11/23/14

Shot below 25 percent/game  
 Shot below 30 percent/game  
 Shot 60 percent/half  
 Shot 65 percent/half  
 Shot 70 percent/half  
 Shot 70 percent/half  
 Shot below 20 percent/half  
 Shot below 25 percent/half

24.1 (14-58), at Georgia Tech, 1/2/17  
 29.4 (20-68), at Virginia Tech, 12/18/22  
 60.0 (15-25), 2nd half at Florida State, 2/6/2022  
 67.6 (23-34), 1st half vs Louisville, 2/27/22  
 71.8 (23-32), 1st half at Louisville, 1/11/18  
 71.8 (23-32), 1st half at Louisville, 1/11/18  
 17.6 (6-34), 1st half at Boston College, 2/13/20  
 21.9 (7-32), 1st half vs Boston College, 1/1/23

**THREE-POINT SHOOTING**

Player made 5 three-pointers  
 Player made 6 three-pointers  
 Player made 7 or more three-pointers  
 Player attempted 10 three-pointers  
 Made 10 three-pointers  
 Did not make a three-pointer  
 Attempted 30 three-pointers  
 Shot 50 percent 3FG (min. 5 att.)  
 Shot 60 percent 3FG (min. 5 att.)

Jayne DeCesare (5) vs Merrimack, 12/10/22  
 Makayla Dickens (6), at Boston College, 1/20/2022  
 Gina Conti (8), Wake Forest, 1/14/2021  
 Georgia Amooore (11) at Virginia Tech, 12/18/22  
 11, at Boston College, 1/20/2022  
 Boston College, 1/1/23  
 39, Virginia Tech, 1/21/2021  
 50.0 (10-20) at Duke, 1/2/2022  
 64.7 (11-17) at Louisville, 1/11/18

**FREE-THROW SHOOTING**

Player made 10 free-throws  
 Player made 15 free-throws  
 Player attempted 15 free-throws  
 Player made 10 for 10 or better  
 Shot 90 percent (min. 10 att.)  
 Shot below 50 percent (min. 10 att.)  
 Made 30 free-throws  
 Made 5 or fewer FTs  
 Attempted 40 free-throws  
 Attempted fewer than five FTs

Nia Clouden (11) at Michigan State, 12/2/2021  
 Nok Duany (15) at Georgetown, 2/23/02  
 Kiara Lewis (18) at Syracuse, 1/5/20  
 Alisha Gray (10-10) at North Carolina, 1/15/15  
 90.9 (10-11), at N.C. State, 2/18/19  
 45.5 (10-22) at Northwestern, 11/16/22  
 32 (attempted 37), Illinois, 11/24/98  
 3 (attempted 6) vs Merrimack, 12/10/22  
 45 (made 28), at South Florida, 1/13/07  
 4 (made 2), vs Louisville, 2/27/22

**REBOUNDS**

Player had 15 rebounds  
 Player had 20 rebounds  
 Two players had double-figure rebounds  
 Three players had double-figure rebounds  
 Had 50 rebounds  
 Out-rebounded ND by 10 or more

See 20  
 Elizabeth Kitley (20) at Virginia Tech, 12/18/22  
 Emma Guy (12) & Taylor Soule (12), Boston College, 1/9/20  
 Aurora Adams (16), Brenda McCunn (11) and Paula Langseth (10), Hawaii, 3/22/81 (@ Anchorage, Alaska)  
 50, at Louisville, 2/13/2022  
 18, vs Louisville, 2/27/2022

**DOUBLE-DOUBLES**

Points & assists  
 Points & steals  
 Assists & rebounds  
 Two players had double-doubles  
 Three players had double-doubles  
 15 points and 15 rebounds  
 20 points and 10 rebounds  
 20 points and 20 rebounds  
 30 points and 10 rebounds

Tiana Mangakahia (19p/11a), at Syracuse, 1/31/2021  
 Alexis Jones (16/10) at Duke, 2/2/14  
 Kylie Kornegay-Lucas (10a/11r), at Virginia, 1/26/20  
 Emma Guy (11p/12r) & Taylor Soule (19p/12r), Boston College, 1/9/20  
 Mary Raese (24p/10r), Mary Westerwelle (11p/10r) and Netra McGrew (10p/10a), Idaho, 3/21/86 (@ Amarillo, Texas)  
 Elizabeth Kitley (16p/20r) at Virginia Tech, 12/18/22  
 See 30  
 Wendy Scholtens (29/20) at Vanderbilt, 1/8/89  
 Diamond Miller (31/12) Maryland, 12/1/22

**TRIPLE-DOUBLES**

Points, rebounds, assists  
 Points, rebounds, steals

Liad Suez-Karni (14p/10r/10a), Villanova, 2/7/06  
 Diana Vines (23p/11r/12s) at DePaul, 1/24/89

**ASSISTS**

Player had 10 assists  
 Player had 15 assists  
 Had 25 assists  
 Had 30 assists  
 Had fewer than 10 assists  
 Had 5 or fewer assists

Tiana Mangakahia (11), at Syracuse, 1/31/2021  
 Veronica Pettry (16) at Loyola-Chicago, 2/18/89  
 25, Louisville, 1/30/20  
 30 at Loyola-Chicago, 2/18/89  
 6 vs Boston College, 1/1/23  
 5 vs ETSU, 11/24/17 (@ Estero, Fla.)

**BLOCKED SHOTS**

Player blocked 5 shots  
 Blocked 10 shots  
 Blocked 15 shots  
 Blocked 0 shots

Maria Gakdeng (6), Boston College, 1/1/23  
 10, Boston College, 1/1/23  
 16 at Connecticut, 1/27/07  
 vs ASU, 11/26/22 (@ Bimini, Bahamas)

**STEALS**

Player had 6 steals

See 7 or more

Player had at least 7 steals  
 Player had 10 steals  
 Had 15 steals  
 Had 20 steals

Teisha Hyman, 7, Syracuse, 1/27/2022  
 Alexis Jones at Duke, 2/2/14  
 15, Miami, 12/29/22  
 24, Georgetown, 1/29/00

#### TURNOVERS

Player committed 10 turnovers  
 Committed 20 turnovers or more and won  
 Committed 25 turnovers or more  
 Committed 30 turnovers or more  
 Committed 35 turnovers or more  
 Committed 40 turnovers or more  
 Committed 10 turnovers or fewer  
 Committed 5 turnovers or fewer

Samantha Logic (11) at Iowa, 3/26/13  
 21, at UConn, 12/5/2021  
 28 at Oklahoma, 3/21/2022 (NCAA 2nd Round)  
 31 vs. Valparaiso, 12/4/16  
 35, Connecticut, 3/4/13  
 46, Akron, 11/11/11  
 10, vs ASU, 11/26/22 (Bimini, Bahamas)  
 5, Oregon, 3/26/18 (Spokane, Wash.)

#### MISCELLANEOUS

Led team in points/rebounds/assists  
 Four-point play  
 Hit "final minute" game-winning shot  
 Played every minute  
 Played more than 40 minutes  
 Rallied from 10-point deficit to win  
 Led ND by 10 or more at halftime  
 Led ND by 15 or more at halftime  
 Led ND by 25 or more points

Diamond Miller (31p/12r/5a) Maryland, 12/1/22  
 Deja Kelly (1:08, 4th quarter) vs UNC, 1/16/2022  
 Raina Perez (14 seconds left), vs NC State, 3/26/2022 (Bridgeport, CT)  
 Elizabeth Kitley (VT), 12/18/22  
 Lotta-Maj Lahtinen (45:00), at Georgia Tech, 2/17/2022  
 vs NC State, 3/26/2022, Bridgeport, CT (ND led by 10, 36-26, 3:02 left in 2nd quarter. NC State won, 66-63)  
 10 at UConn (35-25), 12/5/2021  
 16 vs Louisville (44-28), 2/28/2021  
 29 at Clemson (74-45) at 5:27 in 4th Q, 12/20/2020



## TV/RADIO ROSTER



**#0 Jenna Brown**  
Gr. // G // 5-9  
Atlanta, GA  
The Lovett School/Stanford



**#1 Dara Mabrey**  
Gr. // G // 5-7  
Belmar, NJ  
Manasquan/Virginia Tech




**#4 Cassandre Prosper**  
Fr. // G // 6-2  
Montreal, Quebec  
Cairine Wilson Secondary  
School



**#5 Olivia Miles**  
So. // G // 5-10  
Phillipsburg, NJ  
Blair Academy



**#11 Sonia Citron**  
So. // G // 6-1  
Scarsdale, NY  
The Ursuline School



**#14 KK Bransford**  
Fr. // G // 5-11  
Cincinnati, OH  
Mount Notre Dame



**#15 Natalija Marshall**  
Jr. // F // 6-4  
Queens, NY  
Christ the King



**#20 Lauren Zwetzig**  
Jr. // G // 5-9  
Fort Collins, CO  
Fossil Ridge



**#21 Maddy Westbeld**  
Jr. // F // 6-3  
Kettering, Ohio  
Fairmont



**#22 Kylee Watson**  
Jr. // GF // 6-4  
Linwood, NJ  
Mainland/Oregon



**#25 Sarah Cernugel**  
Jr. // G // 5-4  
Westmont, IL  
Hinsdale Central



**#33 Lauren Ebo**  
Gr. // F // 6-4  
Washington, D.C.  
Riverdale Baptist/Texas



**Niele Ivey**  
Karen & Kevin Keyes Head Coach  
3rd Season as Head Coach  
15th Overall Season at ND  
20th as both player & coach



**Carol Owens**  
Associate Head Coach  
14th Season as Associate  
23rd Season at Notre Dame



**Michaela Mabrey**  
Assistant Coach  
4th Season



**Charel Allen**  
Assistant Coach  
1st Season