



# NOTRE DAME

## WOMEN'S BASKETBALL

### FIGHTING IRISH MEDIA

#### Primary Women's Basketball Contact

<b>Ashton Pollard</b>	apollar2@nd.edu
@ashtonpollard7	804-929-2044

## GAME 17

## SYRACUSE (13-4, 4-2)

### 2022-23 SCHEDULE (13-2, 4-1)

Date	Opponent	TV	Time/Result
11/7	Northern Illinois	ACCNX	W, 88-48
11/12	vs. California^	NBC	W, 90-79
11/16	at Northwestern	BTN	W, 92-58
11/20	Ball State	ACCN	W, 95-60
11/24	vs. American#	FloHoops	W, 90-65
11/26	vs. Arizona State#	FloHoops	W, 85-65
12/1	Maryland	ESPN2	L, 72-74
12/4	UConn	ABC	W, 74-60
12/8	at Lafayette	ESPN+	PPD
12/10	Merrimack	ACCNX	W, 108-44
12/18	at Virginia Tech*	ACCN	W, 63-52
12/21	Western Michigan	ACCNX	W, 85-57
12/29	at Miami*	ACCN	W, 66-63
1/1	Boston College*	ACCN	W, 85-48
1/8	at North Carolina*	ACCN	L, 60-50
1/12	Wake Forest*	ACCNX	W, 86-47
1/15	at Syracuse*	ACCN	2 pm
1/19	at Clemson*	RSN	7 pm
1/22	Virginia*	ACCN	2 pm
1/26	Florida State*	RSN	8 pm
1/29	at NC State*	ESPN	3 pm
2/2	at Boston College*	ACCNX	7 pm
2/5	Duke*	RSN	1 pm
2/9	Pittsburgh*	ACCN	6 pm
2/12	Syracuse*	ACCN	4 pm
2/16	Louisville*	ESPN	7 pm
2/19	at Pittsburgh*	ACCNX	2 pm
2/23	Georgia Tech*	RSN	6 pm
2/26	at Louisville*	ESPN	12 pm
3/1-5	ACC Tournament		

\* - Atlantic Coast Conference game

^ - Game to be played in St. Louis as part of Citi Shamorck Classic

# - Game to be played in Bimini, Bahamas as part of 2022 Goombay Splash

### GAME INFO

	Sunday, Jan. 15   2:00 p.m. ET	Syracuse, N.Y. (JMA Wireless Dome)
	ACCN	Jenn Hildreth & Jasmine Thomas
	99.9 WQLQ-FM	Sean Stires
	Live Stats	StatBroadcast
	@NDWBB   #Golrish	

### THE SERIES

Vs	37-4	Last Meeting: W, 83-62 (1/27/22, South Bend, Ind.)	Streak: W2
Away	16-3	Last Meeting: W, 82-58 (11/14/21, Syracuse, N.Y.)	Streak: W1

### THE COACHES

	Head Coach	At School	Overall
ND	Niele Ivey	47-21 (3rd Year)	Same
SYR	Felisha Legette-Jack	13-4 (1st Year)	356-283 (21st Year)

### BY THE NUMBERS

<b>9,149</b>	The official sellout attendance of the Dec. 4 UConn-ND game
<b>1,059</b>	Total program wins
<b>856</b>	Of the active players, Westbeld currently has the most career points in an Irish uniform with 856
<b>.818</b>	The ACC finished the nonconference portion of the regular season with a 139-31 record (.818)
<b>297</b>	Mabrey has hit 297 three-pointers in college, which is sixth among all active D1 players
<b>145.7</b>	Irish are posting 145.7 points/rebounds/assists every time they play, which is 11th in the country
<b>105</b>	Ebo's 105 offensive rebounds this season is sixth nationally amongst bench players and leads the ACC
<b>81.9</b>	Notre Dame is second in the ACC with 81.9 points per game
<b>64</b>	A 64-point margin of victory over Merrimack was the 10th-largest in school history
<b>43.6</b>	ND is averaging 43.6 RPG in ACC play, which leads the conference
<b>34</b>	The 34 FTs ND made against Merrimack is the most of any ACC team this season in a single game
<b>26</b>	Consecutive weeks in the AP Poll, which is the 11th-longest active streak nationally
<b>23</b>	Notre Dame has produced 23 different All-Americans
<b>23</b>	Westbeld has 23 blocks in 15 games this season. She had 29 blocks in 33 games last year.
<b>14</b>	Notre Dame has a winning record against all 14 ACC teams all-time
<b>10</b>	A current rebounding margin of 14.7 is up 10 from last year's final mark of 4.7
<b>9</b>	Irish Final Four appearances, which is fifth all-time
<b>4</b>	On Dec. 22, ESPN named its Top 25 NCAAW Players. Miles checked in at No. 4
<b>3</b>	Irish signed three top-20 recruits in 2023 class: Hannah Hidalgo (5), Cass Prosper (16) and Emma Risch (20)
<b>2</b>	Miles is one of two D1 players in the country averaging at least 15 points, 7 rebounds and 5 assists per game

## NOTRE DAME ROSTER

No.	Name	Position	Height	Year	Hometown	Previous School
0	Jenna Brown	G	5-10	Gr.	Atlanta, GA	The Lovett School / Stanford
1	Dara Mabrey	G	5-7	Gr.	Belmar, NJ	Manasquan / Virginia Tech
4	Cassandre Prosper	G	6-2	Fr.	Montreal, Quebec	Cairine Wilson SS / Capital Courts Academy
5	Olivia Miles	G	5-10	So.	Phillipsburg, NJ	Blair Academy
11	Sonia Citron	G	6-1	So.	Eastchester, NY	The Ursuline School
14	KK Bransford	G	5-11	Fr.	Cincinnati, OH	Mount Notre Dame
15	Natalija Marshall	F	6-5	Jr.	Queens, NY	Christ the King
20	Lauren Zwetzig	G	5-9	Jr.	Fort Collins, CO	Fossil Ridge
21	Maddy Westbeld	F	6-3	Jr.	Kettering, OH	Fairmont
22	Kylee Watson	F	6-4	Jr.	Linwood, NJ	Mainland / Oregon
25	Sarah Cernugel	G	5-4	Jr.	Westmont, IL	Hinsdale Central
33	Lauren Ebo	F	6-4	Gr.	Washington, D.C.	Riverdale Baptist / Texas

Karen & Kevin Keyes Women's Basketball Head Coach	Niele Ivey	Notre Dame '00	3rd Season
Associate Head Coach	Carol Owens	Northern Illinois '90	23rd Season
Assistant Coach	Michaela Mabrey	Notre Dame '16	4th Season
Assistant Coach	Charel Allen	Notre Dame '08	1st Season
Director of Operations	Angie Potthoff	Penn State '97	4th Season
Video Coordinator	James Spinelli	Temple '14	5th Season
Sport Administrator	Heidi Uebelhor	Notre Dame '99	1st Season

### NCAA HISTORY

Notre Dame has competed in 27 NCAA Championships. Their streak of 24 straight appearances came to an end in March of 2021. It was the fourth longest active streak in the country and fifth best all-time.

### Most Consecutive NCAA Berths

No.	School	Streak	Years
1.	Tennessee	40	1982-2022*
2.	Stanford	34	1988-2022*
3.	UConn	33	1989-2022*
4.	Louisiana Tech	25	1982-2011
5.	<b>Notre Dame</b>	<b>24</b>	<b>1996-2021</b>

\*denotes active streak

The Irish are 69-25 all-time in the NCAA Tournament, as their 69 wins rank fourth all-time.

Notre Dame joins Louisiana Tech, USC and South Carolina with two NCAA titles behind UConn (11), Tennessee (8), Baylor (3) and Stanford (3).

Notre Dame is one of three schools (Tennessee & UConn) to reach seven NCAA Title games. Their nine Final Four appearances are the fifth-most of any school behind UConn (22), Tennessee (18), Stanford (15) and La Tech (10).

The Irish have reached 10 Elite Eights. In fact, Notre Dame and UConn are the only teams to reach the Elite Eight eight times over the last 11 tournaments. Yet, the Irish have been more successful than any other regular-

ly-appearing school at that stage, as their .900 winning percentage (9-1) is the best of any program to play in at least five Elite Eights.

### Best Elite Eight Winning % (Min. Five App.)

No.	School	Record	Pct.
1.	<b>Notre Dame</b>	<b>9-1</b>	<b>.900</b>
2.	UConn	22-5	.815
3.	Stanford	15-7	.682
4.	Tennessee	18-10	.643

Finally, Notre Dame has advanced to 18 Sweet 16s.

### MILES MAKES ND HISTORY (AS A SOPHOMORE)

It's far from surprising, but Olivia Miles 2021-22 dominance has continued into her second full season. Miles was named the ACC Player of the Week on Dec. 5 and Dec. 19, and she posted her third career triple-double against Merrimack. With the 13 points, 13 rebounds and 14 assists, Miles passed Skylar Diggins and Jackie Young for the most career triple-doubles in a Notre Dame uniform. There have been just 11 triple-doubles in the history of the program.

Notre Dame's leader in points (15.0), rebounds (7.8), assists (7.1) and steals (2.3), the dynamic passer turns heads and drops jaws each time she steps onto the court.

"It is impossible not to watch Olivia Miles when the basketball is in her hands, whether she's making a one-handed pass, finishing with flair at the rim or

## PRONUNCIATION

Sonia Citron	Sit-tron
Lauren Ebo	E-bow
Dara Mabrey	Dare-uh
Sarah Cernugel	Sir-new-gull
Natalija Marshall	Na-tah-lee-a
Cassandre Prosper	Cass-ahn
Niele Ivey	Knee-elle

## TEAM INFORMATION

Conference	Atlantic Coast
Home Arena (Capacity)	Purcell Pavilion (9,149)
Starters Returning/Lost	4/1
Total Returning/Lost	7/5
Newcomers	6
First Season	1977-78
Full Seasons	45
All-Time Record	1,059-372 (.740)
NCAA Appearances/Record	27/69-25 (.734)
First/Last NCAA Appearance	1992/2022
ACC Member	2013-14 - present
ACC Regular Season	124-28 (.816)
ACC Tournament	18-4 (.818)
ACC Tournament Championships	5 (2014-17, 19)

## NATIONAL RANKINGS

### AP TOP 25

(Week 10 — as of 1/9/23)

- South Carolina (16-0)
- Stanford (16-1)
- Ohio State (17-0)
- UConn (13-2)
- LSU (16-0)
- Indiana (14-1)
- Notre Dame (12-2)
- UCLA (14-2)
- Maryland (13-3)
- Utah (14-1)
- NC State (13-3)
- Iowa (12-4)
- Virginia Tech (13-3)
- Arizona (14-2)
- Iowa State (10-3)
- Duke (14-1)
- Michigan (13-3)
- Baylor (12-3)
- Oklahoma (12-2)
- Gonzaga (16-2)
- Oregon (12-4)
- North Carolina (10-5)
- Kansas (12-2)
- Illinois (14-3)
- Villanova (14-3)

Others receiving votes:

Arkansas 33, Middle Tennessee 27, St. John's 22, Miami (FL) 10, South Florida 6, Florida State 5, Seton Hall 5, Creighton 5, Colorado 2, Louisville 1

### USA TODAY COACHES

(Week 10 — as of 1/10/23)

- South Carolina (16-0)
- Stanford (16-1)
- Ohio State (17-0)
- UConn (13-2)
- LSU (16-0)
- Indiana (14-1)
- Notre Dame (12-2)
- Utah (14-1)
- Iowa (12-4)
- Arizona (14-2)
- Maryland (13-3)
- NC State (13-3)
- Virginia Tech (13-3)
- UCLA (14-2)
- Iowa State (10-3)
- Oklahoma (12-2)
- Baylor (12-3)
- Oregon (12-4)
- Duke (14-1)
- Michigan (13-3)
- Gonzaga (16-2)
- North Carolina (10-5)
- Arkansas (16-3)
- Illinois (14-3)
- Kansas (12-2)

Dropped out: No. 23 St. John's, No. 24 Creighton

Others receiving votes: Florida Gulf Coast 36, St. John's 30, South Florida 26, Louisville 22, Florida State 21, Villanova 18, Georgia 14, Creighton 11, Middle Tennessee St. 7, Texas Tech 5, Texas 5, Miami-Florida 3, Drexel 3, Colorado 3, Seton Hall 2, Columbia 2, Tennessee 1, Cleveland St. 1

## NOTRE DAME 22-23 STATS

Team Stats	ACC Games (Rk)	All Games (Rk)
Scoring Offense	70.0 (6)	81.9 (12)
Scoring Defense	54.0 (1)	58.7 (66)
Scoring Margin	16.0 (2)	23.3 (6)
FT Percentage	71.7 (11)	73.8 (85)
FG Percentage	45.1 (2)	48.7 (6)
FG Pct. Defense	32.4 (1)	34.7 (18)
3-FG Percentage	19.7 (15)	32.9 (108)
3-FG Defense	23.2 (1)	29.4 (T-117)
Offensive Rebounds	10.6 (13)	13.5 (72)
Defensive Rebounds	33.0 (1)	32.1 (7)
Rebounding Margin	10.2 (1)	14.7 (4)
Blocked Shots	5.6 (2)	5.5 (9)
Assists	16.2 (2)	18.1 (14)
Steals	9.6 (2)	8.5 (146)
Turnover Margin	-2.60 (15)	-0.73 (223)
Assist/TO Ratio	0.94 (4)	1.12 (41)

showing off her handles,” ESPN writer Katie Barnes recently said. “Basketball is rhythmic. Certain things happen at specific times. Miles disrupts the rhythm. Her unorthodox choices, like throwing a one-handed pass across her body with her left hand while off balance, might appear to be, at times, ill-advised. But defenses rarely see it coming.”

Over a four-game stretch in December — No. 20 Maryland, No. 3 UConn, Merrimack and No. 6 Virginia Tech — Miles was 28-54 (.519) from the floor and averaged 9.0 rebounds and 8.8 assists per game. The UConn game was one of four times this year she has led the Irish in scoring, and Miles was responsible for Notre Dame’s first seven points against the Huskies.

Miles produced 17 5-5-5 ‘Stat-Sheet Stuffer’ games last season, and she already has 10 this year. A stat-sheet stuffer is when you get five or more in the three major stat categories. No other Irish player had more than four last year.

The coaches have said, and will continue to say, Notre Dame’s season will go as Miles’ season goes. Both are off to a great start.

### ALUMNI WNBA SUCCESS

The Irish dominated the WNBA this year.

Jackie Young won a WNBA title with the Las Vegas Aces, becoming just the second former Irish player to win a national title, Olympic gold medal and WNBA championship.

Skylar Diggins-Smith was a member of the All-WNBA First Team.

Diggins-Smith and Arike Ogunbowale both averaged 19.7 points per game last season, which was tied for third in the league. They led their respective teams, the Phoenix Mercury and the Dallas Wings. Four of the top 12 scorers in the WNBA last year were once Irish — Diggins-Smith, Ogunbowale, Jewell Loyd and Young.

Ogunbowale also averaged 2.8 three-pointers per contest, which ranked third in the WNBA.

In keeping with the theme of “third,” Mercury forward Brianna Turner was third in the WNBA last year with 1.6 blocks per game.

### SIXTH PLAYER OF THE YEAR LOADING?

Ivey picked up three transfers this offseason, and all three women have made an immediate impact, especially given Notre Dame’s relatively small roster.

Oregon transfer Kylee Watson has started 15 of 15 games for the Irish this year. She’s averaging 6.6 points, 3.7 rebounds and 1.1 assists per game, and the 6-4

## ACC PLAYERS OF THE WEEK

Nov. 14	Ta’Niya Latson, Florida State
Nov. 21	Ta’Niya Latson, Florida State
Nov. 28	Deja Kelly, North Carolina
<b>Dec. 5</b>	<b>Olivia Miles, Notre Dame</b>
Dec. 12	Elizabeth Kitley, Virginia Tech
<b>Dec. 19</b>	<b>Olivia Miles, Notre Dame</b>
Dec. 26	Chrislyn Carr, Louisville
Jan. 2	Ta’Niya Latson, Florida State
Jan. 9	Dontavia Waggoner, Boston College

## ACC ROOKIES OF THE WEEK

Nov. 14	Ta’Niya Latson, Florida State
Nov. 21	Ta’Niya Latson, Florida State
Nov. 28	Ta’Niya Latson, Florida State
Dec. 5	Ta’Niya Latson, Florida State
Dec. 12	Ta’Niya Latson, Florida State
Dec. 19	Ta’Niya Latson, Florida State
Dec. 26	Ta’Niya Latson, Florida State
Jan. 2	Ta’Niya Latson, Florida State
Jan. 9	Taina Mair, Boston College

## 22-23 NATIONAL RANKINGS

Statistic	Nat'l Rank	Conf Rank	Value	National Leader	Value
Scoring Offense	12	2	81.9	LSU	88.9
FTM/Game	5	1	17.9	Western Illinois	18.8
Rebounds/Game	8	1	45.6	Troy	51.6
Statistic	Player	Nat'l Rank	Value	National Leader	Value
Assists/Game	Olivia Miles	6	7.1	Nika Muhl (UConn)	9.0
Field Goal Percentage	Sonia Citron	46	53.4	Mya Berkman (Liberty)	69.4
Free Throw Percentage	Sonia Citron	39	87.8	Brynna Maxwell (Gonzaga)	98.1
Blocks/Game	Maddy Westbeld	74	1.5	Brooke Flowers (Saint Louis)	3.8

forward is shooting .573.

But Texas transfer Lauren Ebo has stolen the show recently despite coming off the bench. In addition to a .523 success rate from the floor, Ebo is posting 10.3 points and 7.0 rebounds every time she takes the floor. The center had her first double-double in an Irish uniform against Ball State (11p/10r) and a career high 20 points against Arizona State. She posted a second double-double against Miami on Dec. 29.

While the Irish faced a disappointing finish at North Carolina, Ebo blew her previous rebounding record out of the water. The graduate center had 19 boards, topping her old best of 14 set at Texas.

Her name peppers the individual rankings among ACC bench players. Ebo ranks first in the conference in total made field goals (56), points (155), rebounds (105) and made free throws (43). It's difficult to find a more important sixth player in the conference.

### IRISH (LARGELY) PASS BIG NON-CON TESTS

Before seeing an ACC foe, Notre Dame saw five Power Five teams. The Irish went 4-1 against those squads, their one loss coming against Maryland in the ACC/BTG Challenge. The Terrapins' do-it-all superstar Diamond Miller's 31 points and buzzer-beating shot gave them the 74-72 win. The game remains a very solid loss, as Maryland checked in at No. 13 in the most recent AP Poll.

But talk about a bounce back. On Dec. 4, archrival UConn visited Notre Dame to reignite arguably the best rivalry in women's basketball. The Huskies led the series 39-13 all-time, but recent years had yielded mixed results. Prior to the 2022 game, the Huskies had won two straight games and had not lost at Notre Dame since 2013.

That changed in front of a sold-out crowd. The Irish came out on fire, shooting 65.4 percent in the first half

and holding the third-ranked Huskies to just 24 points, their third-worst first-half output since the 2017-18 season.

Notre Dame walked away with a 74-60 victory and a renewed confidence after the heartbreaker to Maryland. It was Coach Ivey's first win over UConn as a head coach after decades of involvement in the rivalry both as a player and an assistant.

### KK BRANSFORD: SIGNED, SEALED, DELIVERED

Ivey was extremely high on her only summer-enrollee this year, KK Bransford (No. 29 overall in the 2022 class). The head coach compared her body type to that of Jackie Young, who went on to be the 2019 No. 1 overall WNBA Draft pick after averaging 12.4 points, 6.3 rebounds and 3.5 assists per game over her three-year career in South Bend.

So far, Bransford looks like she can play with the best of them. She had a career-high 26 minutes against Maryland, and she's posting 7.7 points and 2.6 rebounds per game. She ranks second in the ACC in points per game amongst true freshmen who come off the bench.

Bransford had a career afternoon against Ball State with 16 points (plus going 8-8 from the free throw line), and she posted 14 and a career-high nine rebounds against the Sun Devils in the Bahamas. She topped that career-high in the points category on Jan. 1, putting up 17 points against Boston College (11 of those were in the first half). Bransford was 5-5 from the floor.

"Every game I just go in and try to be as aggressive as I can," Bransford said after topping the Eagles. "Once I got in the game today, I just felt it and went with it. I feel like this gym is starting to feel like my home gym, so that's [great]. I just feel a lot more comfortable."

### ACC IN THE POLLS

Is it the hardest conference in the country? There's certainly an argument for it.

The Week 10 AP Poll has five ACC teams in the top 25: Notre Dame (7), NC State (11), Virginia Tech (13), Duke (16) and UNC (22). Miami, Florida State and Louisville received votes.

Notre Dame opened conference play with Virginia Tech on Dec. 18 and earned a hard-fought 63-52 win. They fell at UNC last weekend, 60-50, and they also have to face NC State on the road on Jan. 29. Duke will play in South Bend on Feb. 5.

The Big Ten leads all conferences with six ranked teams. The ACC and Pac-12 each have five total ranked teams, and the Big 12 has four. South Carolina is still the unanimous No. 1 team in the nation, but the SEC lacks significant depth and has just two ranked teams (LSU - 5).

### APPROACHING MILESTONE: 800

When it comes to the Mabrey family, that's a whole lot of buckets. Marina graduated in 2019 as the program's all-time career made three-pointer leader, draining a total of 274. Michaela converted a career total of 228, while Dara now boasts 297 (155 of those were made at Virginia Tech, so Marina continues to hold the Irish program record). All-in-all, the Mabreys have totaled a whopping 799 splash-downs.

"When I work out in Rolfs [Athletics Hall], I see her WNBA banner and all the women that have played here before us," Dara said after topping Marina for the family three-point record. "To be able to break her record means a whole lot to me because people don't really know how much she's done for me behind the scenes. She's my biggest role model, and I try to model my game off of her. I'm the biggest fan girl."

Only one other Division I team has had three sisters come through the same program - Washington State, who had three all on the same team the past two years (not triplets) - the Molina sisters.

### CLIMBING THE NET RANKINGS

The NCAA NET Rankings are updated through Jan. 12, and the Irish checked in at No. 7. They were No. 9 in the initial NET rankings, No. 7 is the highest they have climbed this year.

The most important metric in college basketball, the NET Rankings incorporate wins and losses, strengths of opponents, game location and metrics for both offensive and defensive efficiency. It is the foundation for the NCAA selection committee's process come March.

South Carolina remains the top team on the list, and Notre Dame is pacing the ACC. Five other ACC schools made the top 25: Duke (9), NC State (13), Florida State (15), Virginia Tech (20) and UNC (25).

## NOTRE DAME'S RECORD WHEN ...

Day of the Week	
Sunday	4-1
Monday	1-0
Tuesday	0-0
Wednesday	2-0
Thursday	3-1
Friday	0-0
Saturday	3-0

Time of Game	
Day games (before 6 pm local time)	9-1
Night games (6 pm or later local time)	4-1

Location	
Home games	7-1
Road games	3-1
Neutral site	3-0

Halftime Score	
Leading at the half	11-1
Tied at the half	1-0
Trailing at the half	1-1

Individual Scoring	
Two or fewer double-figure scorers	0-1
Three double-figure scorers	3-1
Four double-figure scorers	4-0
Five or more double-figure scorers	5-0

Rebounding margin	
More rebounds than opponent	11-1
Same number of rebounds	0-0
Fewer rebounds than opponent	2-1

Field goal shooting	
Shot higher percentage than opponent	13-1
Shot same percentage as opponent	0-0
Shot lower percentage than opponent	0-1
Shot 45% or better	12-1
Shot less than 45%	1-1
Hold opponent under 40%	11-1

Free-throw margin	
Make more free-throws than opponent	11-1
Make same number of free-throws	0-0
Make fewer free-throws than opponent	2-1

Turnovers	
Commit fewer turnovers	5-0
Commit same number of turnovers	1-0
Commit more turnovers	7-2

Uniform Combinations	
White jerseys with gold	1-0
White jerseys with green trim	2-1
White jerseys with navy trim	6-0
Navy jerseys	4-1
Grey jerseys with pink trim	0-0

Miscellaneous	
Vs. top-25	2-2
Vs. top-10	2-0
When ranked higher	12-2
When ranked lower	1-0
On commercial tv	7-2
In overtime games	0-0

Margin of Victory	
1-5 points	1-0
6-10 points	0-0
11-15 points	3-0
16-20 points	0-0
21+ points	9-0

Month	
November	6-0
December	5-1
January	2-1
February	0-0
March	0-0

### ND ADDS ANOTHER AS CALENDAR YEAR ENDS

Ivey's roster gained another elite recruit as the sun set on the 2022 calendar year. Five-star 2023 signee Cassandre Prosper announced in early December that she would enroll early, and she officially joined the team for practice on Dec. 26. She made her Irish debut at Miami and recorded a rebound and a block in three minutes of play. Prosper is just the second recruit to ever make the early transition to South Bend, joining current Notre Dame guard Olivia Miles.

It was Prosper's home debut, however, that really served as her coming out party. The rookie played nearly 17 minutes, put up 7 points and came down with 9 rebounds against Boston College. She led the Irish in the latter category on the day. Her first collegiate basket was from behind the arc and was met with a standing ovation from both the bench and the Purcell Pavilion crowd. She hit two treys and posted 12 points against Wake Forest.

"It was extra special because everyone was so excited for me," Prosper said after her Purcell debut. "I hit the three, and the whole bench, coaches, Sonia [Citron] who had just passed me the ball...everyone was just so happy for me. It made it even more amazing to hit my first college shot."

Prosper hails from Montreal, Quebec, attended Cairine Wilson Secondary School, and played for Capital Courts Academy. She is the No. 16 overall recruit per the ESPN HoopGurlz Recruiting Rankings, making her one of 24 five-star prospects in the nation. The Canadian product was the Finals MVP for the 2022 Ontario Scholastic Basketball Association Final 8 High School Champion-

ships last March after posting 33 points, 15 rebounds and two assists. She was also the season's league MVP and earned academic honors as well.

While Prosper stands at 6-2, she is a game-changing shooter as well. Per the OBSA website, Prosper averaged 23.2 points, 13.2 rebounds and 2.6 assists per game over 10 contests last year. She shot 41.2 percent from the floor and hit 10 three-pointers as well.

Basketball runs in the Prosper family. Her older brother, Olivier-Maxence, is a junior forward at Marquette. Prosper's mother played college basketball for both Manhattan College and Concordia University, while her father played the duration of his college days at Concordia.

### TRINITY HEADS OVERSEAS

You may notice there is a name missing from the roster. It's only temporary.

Southern California native and junior walk-on Trinity Cha will spend the spring semester studying abroad in Greece. Per NCAA rules, she must be removed from the roster for that span.

Cha has played in 15 games for the blue and gold during her career with a total of 4 points (a 3-pointer and a free throw) and a steal.

### SHUTTING DOWN THE THREE

Notre Dame's greatest defensive weakness in nonconference play was defending against the 3-point shot. On three occasions — Cal, American and UConn — the Irish allowed a success rate greater than 35 percent from behind the arc. In total, Notre Dame's nonconference 3-point defense mark sat at 31.9.

If the Irish's five ACC games thus far are any indication of how the same defense might look down the stretch in conference play, it may be one of the team's greatest improvements on the year.

Virginia Tech, Miami, Boston College, UNC and Wake Forest went a combined 19-82 from deep (23.2 percent). That mark leads the ACC. Most recently, the Irish held Wake guard Jewel Spear to a single trey on five tries. She entered the game shooting 40 percent from behind the arc.

Boston College's woes were clear when they visited South Bend on Jan. 1. The Eagles went 0-9 from 3, marking the first time an opponent failed to make a 3-point basket since Feb. 2015.



**Leading Scorer - Season (Career at ND)**

Olivia Miles	6 (19)*
Maddy Westbeld	3 (19)
Dara Mabrey	2 (11)
Sonia Citron	2 (6)
Lauren Ebo	2 (2)
KK Bransford	1 (1)*

\* Miles/Bransford tie w/ 17 (vs Boston College, 1/1/23)

**Leading Rebounder**

Olivia Miles	4 (8)
Sonia Citron	2 (11)
Maddy Westbeld	4 (20)
Kylee Watson	1 (1)
Lauren Ebo	3 (3)*
KK Bransford	1 (1)*
Cassandra Prosper	1 (1)

\* Ebo/Bransford tie w/ 9 (vs ASU 11/26/22 @ Bimini, Bahamas)

**Leader in Assists**

Olivia Miles	14(46)*^
Dara Mabrey	2 (12)*
Sonia Citron	0 (1)
Jenna Brown	1 (1)*
Maddy Westbeld	3 (3)^

\* Miles/Mabrey/Brown tie with 4 (11/16/22 at NU)

^ Miles/Westbeld tie with 3 (11/24/22 vs American), 6 (vs ASU 11/26/22) & 4 (vs UConn)

**20-Point Scoring Performances**

Opponents	4
Notre Dame	7
Olivia Miles	2
Maddy Westbeld	2
Sonia Citron	2
Lauren Ebo	1

**30-Point Scoring Games**

Opponents	1
Notre Dame	0

**Tip-Offs Controlled**

Opponents	4
Notre Dame	10
Kylee Watson	10-4

**First Score**

Opponents	6
Notre Dame	9
Maddy Westbeld	6
Kylee Watson	1
Olivia Miles	2

**Runs of 10 or Better**

Opponents	1
Notre Dame	10

**Largest Halftime Lead**

35 (vs Merrimack, 12/10/22)

**Largest Halftime Deficit**

3 vs ASU (11/26/22)

**Largest Lead**

64 vs Merrimack (2:56 in 4Q, 12/10/22)

**Largest Deficit**

11 at North Carolina (0:21 in 4Q, 1/8/23)

**Largest Deficit Overcome to Win**

9 vs Virginia Tech (9:25 in 2Q, 12/18/22)

**Largest Lead Given Out in Loss**

11 at North Carolina (0:21 in 4Q, 1/8/23)

**Most Consecutive Points**

17 vs Western Michigan (5:48 in Q3, 12/21/22)

**Most Consecutive Points (Opponent)**

10 vs UConn (4:40 in 3Q, 12/4/22)

**Double-Figure Points**

Player	2022-23	Career
Olivia Miles	14	44
Sonia Citron	13	36
Dara Mabrey	6	70
Maddy Westbeld	8	47
Lauren Ebo	9	32
Kylee Watson	5	9
KK Bransford	5	5
Nat Marshall	1	2
Jenna Brown	1	1
Cassandra Prosper	1	1

**Double-Figure Rebounds**

Player	2022-23	Career
Olivia Miles	4	14
Sonia Citron	2	8
Lauren Ebo	3	17
Maddy Westbeld	1	7

**5-5-5 Games**

(aka "Stat Sheet Stuffers")

Player	2022-23	Career
Olivia Miles	10	28
Dara Mabrey	0	4
Sonia Citron	0	2

**Double-Doubles**

Player	2022-23	Career
Olivia Miles	6	15
Maddy Westbeld	1	6
Sonia Citron	2	7
Lauren Ebo	2	10

**Season Point Totals**

Date	Opp.	OffT0	Paint	2ndCh	FBreak	Bench
11/7	Northern Ill.	23/2	50/24	9/11	17/2	25/19
11/12	California	24/21	36/28	12/11	10/10	20/28
11/16	Northwestern	18/15	46/32	25/9	17/11	29/32
11/20	Ball State	18/23	42/28	15/6	19/11	41/17
11/24	American	15/8	42/32	17/8	23/3	23/26
11/26	Arizona State	10/8	54/28	20/6	18/10	37/25
12/1	Maryland	14/15	38/32	9/21	9/0	9/16
12/4	Connecticut	13/20	46/16	10/10	6/7	14/11
12/10	Merrimack	27/6	58/12	24/5	18/0	47/7
12/18	Virginia Tech	12/3	42/16	5/6	8/7	16/2
12/21	W. Michigan	19/16	48/20	13/0	16/3	20/17
12/29	Miami (FL)	10/19	32/36	7/12	6/22	17/25
1/1	Boston College	19/14	56/36	16/10	19/9	36/9
1/8	North Carolina	10/7	18/20	7/2	17/4	11/23
1/12	Wake Forest	22/13	38/24	16/7	13/6	32/10

**Date Opp. OffT0 Paint 2ndCh FBreak Bench**

\* Notre Dame is listed first in each column

**Points Off Turnovers**

	Total	Average
Notre Dame	254	16.9
Opponents	190	12.7

**Points in the Paint**

	Total	Average
Notre Dame	646	43.1
Opponents	376	25.1

**Second Chance Points**

	Total	Average
Notre Dame	205	13.7
Opponents	119	7.9

**Fast Break Points**

	Total	Average
Notre Dame	216	14.4
Opponents	105	7

**Bench Scoring**

	Total	Average
Notre Dame	377	25.1
Opponents	267	17.8

## GAME BY GAME COMPARISON



### 2022-23 Notre Dame Women's Basketball Team Game-by-Game All games

Page 1/1  
as of Jan 13, 2023

Opponent	Date	Score	W/L	Total		3-Pointers		Free throws		Rebounds				PF	A	TO	BLK	STL	PTS	AVG
				FG-FGA	PCT	3FG-3FGA	PCT	FT-FTA	PCT	OFF	DEF	TOT	AVG							
NIU	11/07/2022	88-48	W	34-71	.479	6-16	.375	14-17	.824	11	32	43	43.0	8	22	8	9	16	88	88.0
vs California	11/12/2022	90-79	W	27-52	.519	6-14	.429	30-36	.833	15	27	42	42.5	28	18	23	5	7	90	89.0
at Northwestern	11/16/2022	92-58	W	32-71	.451	7-17	.412	21-32	.656	24	34	58	47.7	22	19	16	4	7	92	90.0
Ball St.	11/20/2022	95-60	W	32-59	.542	7-17	.412	24-28	.857	15	35	50	48.3	16	21	23	8	9	95	91.3
vs American	11/24/2022	90-65	W	29-62	.468	4-13	.308	28-41	.683	18	34	52	49.0	20	10	16	4	8	90	91.0
vs Arizona St.	11/26/2022	85-65	W	31-63	.492	2-10	.200	21-36	.583	18	27	45	48.3	12	20	8	2	5	85	90.0
Maryland	12/01/2022	72-74	L	28-62	.452	6-17	.353	10-15	.667	13	24	37	46.7	17	18	18	5	7	72	87.4
UConn	12/04/2022	74-60	W	32-57	.561	6-13	.462	4-7	.571	8	31	39	45.8	17	15	18	6	7	74	85.8
Merrimack	12/10/2022	108-44	W	35-63	.556	4-11	.364	34-38	.895	17	39	56	46.9	7	24	10	9	7	108	88.2
at Virginia Tech	12/18/2022	63-52	W	26-61	.426	1-8	.125	10-13	.769	5	34	39	46.1	16	13	11	9	9	63	85.7
Western Mich.	12/21/2022	85-57	W	33-60	.550	8-16	.500	11-14	.786	10	34	44	45.9	15	23	17	3	7	85	85.6
at Miami (FL)	12/29/2022	66-63	W	27-58	.466	4-13	.308	8-15	.533	9	33	42	45.6	11	23	22	7	4	66	84.0
Boston College	01/01/2023	85-48	W	32-60	.533	2-7	.286	19-25	.760	13	33	46	45.6	13	20	19	6	15	85	84.1
at North Carolina	01/08/2023	50-60	L	16-57	.281	2-22	.091	16-21	.762	12	30	42	45.4	21	7	19	2	9	50	81.6
Wake Forest	01/12/2023	86-47	W	32-59	.542	4-16	.250	18-25	.720	14	35	49	45.6	10	18	15	4	11	86	81.9
<b>Total</b>		<b>1229</b>		<b>446-915</b>	<b>.487</b>	<b>69-210</b>	<b>.329</b>	<b>268-363</b>	<b>.738</b>	<b>202</b>	<b>482</b>	<b>684</b>	<b>45.6</b>	<b>233</b>	<b>271</b>	<b>243</b>	<b>83</b>	<b>128</b>	<b>1229</b>	<b>81.9</b>
Opponents		880		331-953	.347	78-265	.294	140-214	.654	153	311	464	30.9	302	165	232	53	111	880	58.7

#### Notre Dame Averages

Games Played	Points/game	FG Pct	3FG Pct	FT Pct	Rebounds/game	Assists/game	Turnovers/game	Assist/Turnover ratio	Steals/game	Blocks/game
15	81.9	48.7	32.9	73.8	45.6	18.1	16.2	1.1	8.5	5.5



### 2022-23 Notre Dame Women's Basketball Opponents Game-by-Game All games

Page 1/1  
as of Jan 13, 2023

Opponent	Date	Score	W/L	Total		3-Pointers		Free throws		Rebounds				PF	A	TO	BLK	STL	PTS	AVG
				FG-FGA	PCT	3FG-3FGA	PCT	FT-FTA	PCT	OFF	DEF	TOT	AVG							
NIU	11/07/2022	88-48	W	19-69	.275	5-17	.294	5-6	.833	18	27	45	45.0	13	8	22	2	6	48	48.0
vs California	11/12/2022	90-79	W	27-64	.422	9-22	.409	16-24	.667	12	14	26	35.5	31	17	16	2	12	79	63.5
at Northwestern	11/16/2022	92-58	W	22-62	.355	4-17	.235	10-22	.455	11	21	32	34.3	26	13	17	6	5	58	61.7
Ball St.	11/20/2022	95-60	W	21-65	.323	5-17	.294	13-20	.650	10	14	24	31.8	22	10	15	3	8	60	61.3
vs American	11/24/2022	90-65	W	25-67	.373	5-14	.357	10-15	.667	11	19	30	31.4	27	14	16	1	3	65	62.0
vs Arizona St.	11/26/2022	85-65	W	26-58	.448	4-16	.250	9-15	.600	6	23	29	31.0	26	7	10	0	4	65	62.5
Maryland	12/01/2022	72-74	L	28-70	.400	4-16	.250	14-17	.824	17	24	41	32.4	15	11	13	3	9	74	64.1
UConn	12/04/2022	74-60	W	21-57	.368	8-18	.444	10-13	.769	7	19	26	31.6	15	15	15	3	4	60	63.6
Merrimack	12/10/2022	108-44	W	17-63	.270	7-23	.304	3-6	.500	10	14	24	30.8	25	8	19	4	4	44	61.4
at Virginia Tech	12/18/2022	63-52	W	20-68	.294	6-26	.231	6-10	.600	10	31	41	31.8	16	11	13	5	3	52	60.5
Western Mich.	12/21/2022	85-57	W	21-57	.368	8-23	.348	7-14	.500	3	17	20	30.7	10	9	16	3	8	57	60.2
at Miami (FL)	12/29/2022	66-63	W	25-72	.347	2-14	.143	11-14	.786	14	23	37	31.3	18	13	13	2	15	63	60.4
Boston College	01/01/2023	85-48	W	20-64	.313	0-9	.000	8-14	.571	12	16	28	31.0	20	6	18	10	8	48	59.5
at North Carolina	01/08/2023	50-60	L	21-59	.356	7-16	.438	11-14	.786	5	29	34	31.2	18	13	15	7	10	60	59.5
Wake Forest	01/12/2023	86-47	W	18-58	.310	4-17	.235	7-10	.700	7	20	27	30.9	20	10	14	2	12	47	58.7
<b>Total</b>		<b>880</b>		<b>331-953</b>	<b>.347</b>	<b>78-265</b>	<b>.294</b>	<b>140-214</b>	<b>.654</b>	<b>153</b>	<b>311</b>	<b>464</b>	<b>30.9</b>	<b>302</b>	<b>165</b>	<b>232</b>	<b>53</b>	<b>111</b>	<b>880</b>	<b>58.7</b>
Notre Dame		1229		446-915	.487	69-210	.329	268-363	.738	202	482	684	45.6	233	271	243	83	128	1229	81.9

#### Opponents Averages

Games Played	Points/game	FG Pct	3FG Pct	FT Pct	Rebounds/game	Assists/game	Turnovers/game	Assist/Turnover ratio	Steals/game	Blocks/game
15	58.7	34.7	29.4	65.4	30.9	11.0	15.5	0.7	7.4	3.5



**2022-23 Notre Dame Women's Basketball  
Combined Team Statistics  
All games**

Page 1/1  
as of Jan 13, 2023

**Game Records**

Record	Overall	Home	Away	Neutral
ALL GAMES	13-2	7-1	3-1	3-0
CONFERENCE	4-1	2-0	2-1	0-0
NON-CONFERENCE	9-1	5-1	1-0	3-0

**Score by Periods**

Team	1st	2nd	3rd	4th	OT	TOT
Notre Dame	303	315	298	313	0	1229
Opponents	195	209	240	236	0	880

**Team Box Score**

No.	Player	GP-GS			Total		3-Point		F-Throw		Rebounds				PF DQ A TO BLK STL PTS AVG								
		GP	GS	MIN	AVG	FG-FGA	FG%	3FG-3FGA	3FG%	FT-FTA	FT%	OFF	DEF	TOT	AVG	PF	DQ	A	TO	BLK	STL	PTS	AVG
5	MILES, Olivia	15	15	450:45	30.1	80-155	.516	7-34	.206	58-73	.795	3	114	117	7.8	26	0	107	50	4	35	225	15.0
11	CITRON, Sonia	15	15	476:41	31.8	78-146	.534	16-38	.421	43-49	.878	18	71	89	5.9	27	0	32	38	15	24	215	14.3
21	WESTBELD, Maddy	15	15	350:57	23.4	68-137	.496	13-33	.394	14-20	.700	27	71	98	6.5	34	0	36	30	23	13	163	10.9
33	EBO, Lauren	15	0	317:26	21.2	56-107	.523	0-1	.000	43-60	.717	43	62	105	7.0	45	3	13	29	13	13	155	10.3
1	MABREY, Dara	15	15	462:59	30.9	50-142	.352	29-92	.315	21-25	.840	2	43	45	3.0	22	1	41	26	0	15	150	10.0
14	BRANSFORD, KK	15	0	306:11	20.4	38-81	.469	1-4	.250	39-55	.709	20	19	39	2.6	24	0	12	14	1	11	116	7.7
22	WATSON, Kylee	15	15	325:54	21.7	43-75	.573	0-0	.000	13-27	.481	18	37	55	3.7	25	0	17	25	17	9	99	6.6
4	PROSPER, Cassandre	4	0	43:20	10.8	7-16	.438	3-6	.500	2-3	.667	6	9	15	3.8	3	0	2	5	1	2	19	4.8
15	MARSHALL, Natalija	13	0	135:53	10.5	17-32	.531	0-0	.000	20-31	.645	21	9	30	2.3	17	0	3	13	9	1	54	4.2
0	BROWN, Jenna	11	0	108:22	9.9	8-19	.421	0-1	.000	14-18	.778	9	10	19	1.7	6	0	8	6	0	4	30	2.7
25	CERNUGEL, Sarah	8	0	15:38	2.0	1-4	.250	0-0	.000	0-0	.000	0	0	0	0.0	3	0	0	0	0	0	2	0.3
2	CHA, Trinity	5	0	05:55	1.2	0-1	.000	0-1	.000	1-2	.500	0	0	0	0.0	1	0	0	1	0	1	1	0.2
Team												35	37	72				6					
<b>Total</b>		<b>15</b>	<b>3000</b>			<b>446-915</b>	<b>.487</b>	<b>69-210</b>	<b>.329</b>	<b>268-363</b>	<b>.738</b>	<b>202</b>	<b>482</b>	<b>684</b>	<b>45.6</b>	<b>233</b>	<b>4</b>	<b>271</b>	<b>243</b>	<b>83</b>	<b>128</b>	<b>1229</b>	<b>81.9</b>
<b>Opponents</b>		<b>15</b>	<b>3000</b>			<b>331-953</b>	<b>.347</b>	<b>78-265</b>	<b>.294</b>	<b>140-214</b>	<b>.654</b>	<b>153</b>	<b>311</b>	<b>464</b>	<b>30.9</b>	<b>302</b>	<b>10</b>	<b>165</b>	<b>232</b>	<b>53</b>	<b>111</b>	<b>880</b>	<b>58.7</b>

**Team Statistics**

	ND	OPP
<b>Scoring</b>	<b>1229</b>	<b>880</b>
Points per game	81.9	58.7
Scoring margin	+23.3	-
<b>Field goals-att</b>	<b>446-915</b>	<b>331-953</b>
Field goal pct	.487	.347
<b>3 point fg-att</b>	<b>69-210</b>	<b>78-265</b>
3-point FG pct	.329	.294
3-pt FG made per game	4.6	5.2
<b>Free throws-att</b>	<b>268-363</b>	<b>140-214</b>
Free throw pct	.738	.654
F-Throws made per game	17.9	9.3
<b>Rebounds</b>	<b>684</b>	<b>464</b>
Rebounds per game	45.6	30.9
Rebounding margin	+14.7	-
<b>Assists</b>	<b>271</b>	<b>165</b>
Assists per game	18.1	11.0
<b>Turnovers</b>	<b>243</b>	<b>232</b>
Turnovers per game	16.2	15.5
Turnover margin	-0.7	-
Assist/turnover ratio	1.1	0.7
<b>Steals</b>	<b>128</b>	<b>111</b>
Steals per game	8.5	7.4
<b>Blocks</b>	<b>83</b>	<b>53</b>
Blocks per game	5.5	3.5
<b>Winning streak</b>	<b>1</b>	<b>-</b>
Home win streak	5	-
<b>Attendance</b>	<b>37556</b>	<b>11511</b>
Home games-Avg/Game	8-4695	4-2878
Neutral site-Avg/Game	-	3-1572

**Team Results**

Date	Opponent		Score	Att.
11/07/2022	NIU	W	88-48	2545
11/12/2022	vs California	W	90-79	4212
11/16/2022	at Northwestern	W	92-58	1176
11/20/2022	Ball St.	W	95-60	3438
11/24/2022	vs American	W	90-65	244
11/26/2022	vs Arizona St.	W	85-65	261
12/01/2022	Maryland	L	72-74	3131
12/04/2022	UConn	W	74-60	9149
12/10/2022	Merrimack	W	108-44	4670
12/18/2022	at Virginia Tech	W	63-52	4206
12/21/2022	Western Mich.	W	85-57	4772
12/29/2022	at Miami (FL)	W	66-63	2153
01/01/2023	Boston College	W	85-48	5532
01/08/2023	at North Carolina	L	50-60	3976
01/12/2023	Wake Forest	W	86-47	4319



## 22-23 ACC-ONLY STATS



**2022-23 Notre Dame Women's Basketball  
Combined Team Statistics  
In Conference games**

Page 1/1  
as of Jan 13, 2023

**Game Records**

Record	Overall	Home	Away	Neutral
ALL GAMES	4-1	2-0	2-1	0-0
CONFERENCE	4-1	2-0	2-1	0-0
NON-CONFERENCE	0-0	0-0	0-0	0-0

**Score by Periods**

Team	1st	2nd	3rd	4th	OT	TOT
Notre Dame	83	98	73	96	0	350
Opponents	58	58	91	63	0	270

**Team Box Score**

No.	Player				Total		3-Point		F-Throw		Rebounds											
		GP-GS	MIN	AVG	FG-FGA	FG%	3FG-3FGA	3FG%	FT-FTA	FT%	OFF	DEF	TOT	AVG	PF	DQ	A	TO	BLK	STL	PTS	AVG
5	MILES, Olivia	5-5	162:33	32.5	27-54	.500	1-10	.100	18-23	.783	0	40	40	8.0	6	0	30	18	1	11	73	14.6
11	CITRON, Sonia	5-5	156:50	31.4	23-40	.575	3-9	.333	11-13	.846	1	15	16	3.2	9	0	12	9	10	11	60	12.0
21	WESTBELD, Maddy	5-5	134:46	27.0	27-55	.491	3-13	.231	3-5	.600	10	23	33	6.6	14	0	13	16	5	7	60	12.0
33	EBO, Lauren	5-0	120:17	24.1	19-38	.500	0-0	.000	10-15	.667	15	30	45	9.0	15	0	3	8	3	5	48	9.6
14	BRANSFORD, KK	5-0	91:25	18.3	11-18	.611	0-1	.000	15-23	.652	3	2	5	1.0	6	0	2	7	0	1	37	7.4
1	MABREY, Dara	5-5	155:35	31.1	11-47	.234	3-27	.111	6-7	.857	0	16	16	3.2	5	0	17	9	0	7	31	6.2
4	PROSPER, Cassandre	4-0	43:20	10.8	7-16	.438	3-6	.500	2-3	.667	6	9	15	3.8	3	0	2	5	1	2	19	4.8
0	BROWN, Jenna	2-0	19:00	9.5	1-3	.333	0-0	.000	4-6	.667	4	1	5	2.5	1	0	0	0	0	1	6	3.0
22	WATSON, Kylee	5-5	85:54	17.2	6-18	.333	0-0	.000	2-4	.500	3	12	15	3.0	9	0	1	8	6	3	14	2.8
15	MARSHALL, Natalija	3-0	25:22	8.5	1-4	.250	0-0	.000	0-0	.000	0	1	1	0.3	3	0	1	5	2	0	2	0.7
25	CERNUGEL, Sarah	2-0	04:59	2.5	0-2	.000	0-0	.000	0-0	.000	0	0	0	0.0	0	0	0	0	0	0	0	0.0
Team											11	16	27									
<b>Total</b>		<b>5</b>	<b>1000</b>		<b>133-295</b>	<b>.451</b>	<b>13-66</b>	<b>.197</b>	<b>71-99</b>	<b>.717</b>	<b>53</b>	<b>165</b>	<b>218</b>	<b>43.6</b>	<b>71</b>	<b>0</b>	<b>81</b>	<b>86</b>	<b>28</b>	<b>48</b>	<b>350</b>	<b>70.0</b>
<b>Opponents</b>		<b>5</b>	<b>1000</b>		<b>104-321</b>	<b>.324</b>	<b>19-82</b>	<b>.232</b>	<b>43-62</b>	<b>.694</b>	<b>48</b>	<b>119</b>	<b>167</b>	<b>33.4</b>	<b>92</b>	<b>2</b>	<b>53</b>	<b>73</b>	<b>26</b>	<b>48</b>	<b>270</b>	<b>54.0</b>

**Team Statistics**

	ND	OPP
<b>Scoring</b>	<b>350</b>	<b>270</b>
Points per game	70.0	54.0
Scoring margin	+16.0	-
<b>Field goals-att</b>	<b>133-295</b>	<b>104-321</b>
Field goal pct	.451	.324
<b>3 point fg-att</b>	<b>13-66</b>	<b>19-82</b>
3-point FG pct	.197	.232
3-pt FG made per game	2.6	3.8
<b>Free throws-att</b>	<b>71-99</b>	<b>43-62</b>
Free throw pct	.717	.694
F-Throws made per game	14.2	8.6
<b>Rebounds</b>	<b>218</b>	<b>167</b>
Rebounds per game	43.6	33.4
Rebounding margin	+10.2	-
<b>Assists</b>	<b>81</b>	<b>53</b>
Assists per game	16.2	10.6
<b>Turnovers</b>	<b>86</b>	<b>73</b>
Turnovers per game	17.2	14.6
Turnover margin	-2.6	-
Assist/turnover ratio	0.9	0.7
<b>Steals</b>	<b>48</b>	<b>48</b>
Steals per game	9.6	9.6
<b>Blocks</b>	<b>28</b>	<b>26</b>
Blocks per game	5.6	5.2
<b>Winning streak</b>	<b>1</b>	<b>-</b>
Home win streak	2	-
<b>Attendance</b>	<b>9851</b>	<b>10335</b>
Home games-Avg/Game	2-4926	3-3445
Neutral site-Avg/Game	-	0-0

**Team Results**

Date	Opponent	Score	Att.
12/18/2022	at Virginia Tech	W 63-52	4206
12/29/2022	at Miami (FL)	W 66-63	2153
01/01/2023	Boston College	W 85-48	5532
01/08/2023	at North Carolina	L 50-60	3976
01/12/2023	Wake Forest	W 86-47	4319



## NIELE IVEY

KAREN & KEVIN KEYES HEAD COACH

3RD SEASON

14 COMBINED YEARS AS A COACH

19 COMBINED YEARS ON CAMPUS

IG & TWITTER: @IRISHCOACHIVEY

### IVEY BIO

One of the finest point guards ever to wear the Notre Dame uniform, Niele Ivey (first name pronounced knee-L) was announced as the fourth Karen & Kevin Keyes Family Head Women's Basketball Coach on April 22, 2020, just mere minutes after Muffet McGraw stepped down from her post after a Hall of Fame career.

Ivey is the common link to all nine of the program's Final Four appearances, two as a player and seven as an assistant coach, logging a combined 18 years on Notre Dame's campus (13 as a coach and five as a player).

"I am so honored to be able to follow in the legacy that Coach McGraw built here at Notre Dame," Ivey stated. "My love and appreciation for Coach McGraw is beyond anything I can express. She's more than a mentor, more than a friend, she's one of the most influential people in my life. I am full of gratitude for Coach McGraw and what she has done for me. She was the first to give me an opportunity to play for Notre Dame and coach here as well. I will forever be grateful for her love and support. I would also like to thank Jack Swarbrick and Father Jenkins for having the faith to move this program forward with me. I can never thank you enough for this incredible opportunity."

In her first year at the helm, Ivey not only had to balance settling into her new role with a young roster but also navigating the waters of both a national pandemic. In a shortened season due to Covid-19, Ivey's squad went 10-10 (8-7). In her first week on the job, Coach Ivey received verbals from now-sophomores Sonia Citron and Olivia Miles, who made up a top-five nationally ranked recruiting class.

As an assistant, the Irish went 386-55 (.875) during Ivey's time patrolling the sidelines. Notre Dame's recent decade of dominance (2010-19) had Ivey's handprints all over it – no other program had produced more trips to the national title game (six), and the Irish posted the third-most wins in that span as well (339).

That decade also consisted of 14 conference championships (eight regular-season plus six tournament titles split between the BIG EAST and ACC), seven Final Fours and a 2018 national championship.

Ivey expanded her basketball prowess when she stepped away from Notre Dame to accept an assistant coaching position with the Memphis Grizzlies for the 2019-20 season. Ivey proved to be a true trailblazer, becoming the ninth active female coach in the NBA.

Over that year, Ivey helped develop a young team, with a new coaching staff, into a playoff contender. Ivey worked with several different position groups with the Grizzlies, but primarily with standout guards Jarlen Jackson and Ja Morant, as the latter won 2020 NBA Rookie of the Year honors.

Ivey originally joined the Fighting Irish women's basketball coaching staff in May 2007 (she added the title of recruiting coordinator in 2012 and was promoted to associate head coach in the summer of 2015). Ivey went on to spend 12 seasons under Coach McGraw before departing for the Memphis Grizzlies.

Over her last eight years in particular as an assistant, Notre Dame ranked in the top-12 in field goal percentage (led the country in 2013-14 season), scoring offense and assists. In fact, Notre Dame's offense over its back-to-back title game runs in 2018 and 2019 was one for the record books. The 2018 championship squad ranked in the top five in all the aforementioned categories. Meanwhile, the 2019 Irish took home the statistical championship for top-scoring offense in the country, averaging a program-record 88.6 points per game. In addition, they broke the program record for assists (804) while finishing second in shooting percentage (50.8 percent). The stat that is the icing on the cake to all of this — the 2019 starting five of Ogunbowale, Mabrey, Shepard, Turner and Young went down as the most prolific scoring fivesome in the history of NCAA Division I basketball (men's or women's), amassing an astonishing 10,230 combined career points.

In addition to her achievements in player development with such proteges as All-Americans Skylar Diggins, Jewell Loyd, Lindsay Allen and Arike Ogunbowale, Ivey emerged as a rising star on the recruiting trail, with a sharp eye for young up-and-coming talent. In fact, she helped Notre Dame attract top-12 incoming classes in nine of her last 10 years. In her last class, Coach Ivey nabbed No. 6 Samantha Brunelle and No. 18 Anaya Peoples. Fast forward to now and Coach Ivey nabbed a top-five recruiting class in year one.

What's more, Ivey displayed brilliant prowess when it came to scouting and in-game strategy. In her last six years as an assistant, she was directly responsible for creating the game plans that led to victories over



Duke (12 times), Tennessee (8 times), Florida State (7 times), Connecticut (5 times), Maryland (three times), Louisville (8 times), Syracuse (7 times), UCLA (three times), Baylor (twice), Texas A&M (3 times) and South Carolina, among many others.

In fact, Notre Dame is 5-3 all-time against UConn in the NCAA Tournament, which more than doubles the next best team's win total. Overall, over her last 12 years, the Irish have knocked off the Huskies nine times, while all other Division I teams combined for 10 wins.

All things considered, it was no surprise when Ivey was chosen as the inaugural recipient of the Women's Basketball Coaches Association (WBCA) Division I National Assistant Coach of the Year award in 2016.

Most notable players under Ivey's tutelage: Arike Ogunbowale, Jewell Loyd and Skylar Diggins-Smith. Ogunbowale was a two-time All-American, two-time Ann Meyers Drysdale Award finalist and the 2018 Final Four MVP after her famous Ice Twice. Ogunbowale graduated as the program's all-time leading scorer. Ivey helped mold Loyd into one of the country's top players from 2012-15. Loyd finished with 1,909 points and a 17.0 career points-per-game average. Loyd's best performances came against Top 25 teams, in which she averaged 22.8 points, 6.5 rebounds and 3.2 assists per game, including a school record-tying 41 at DePaul. Then there's Skylar Diggins-Smith. Under Ivey's guidance, Diggins-Smith made a seamless transition from shooting guard to point guard during her final three seasons, emerging as one of the nation's elite players to become one of just three two-time recipients of the Lieberman Award and a two-time consensus first-team All-America and BIG EAST Player of the Year selection. Diggins-Smith graduated in 2013 as the holder (or co-holder) of no fewer than 32 game, season or career records at Notre Dame, and ranks among the top five on an astounding 105 of the program's game, season or career charts.

Ivey sat out most of her freshman season at Notre Dame (1996-97 Final Four campaign) after suffering a season-ending knee injury five games in. However, she was awarded a fifth year of eligibility in 2000-01 and made the most of it, earning third-team AP All-America honors, the first Fighting Irish point guard to be so recognized. She also was the recipient of the 2001 Frances Pomeroy Naismith Award (nation's top senior player standing 5-foot-8 or under) and was a finalist for the 2001 Lieberman Award. In addition, Ivey made the 2001 NCAA Women's Final Four All-Tournament Team after averaging 16.5 points and 5.5 steals per game as the Fighting Irish defeated Connecticut and Purdue to win their first national title.

All told, Notre Dame went 109-22 (.832) during Ivey's last four seasons, reaching the NCAA Sweet 16 three times (1998, 2000, 2001) and rolling up a (then) school-record 34 wins in 2000-01. The Fighting Irish also won a share of their first BIG EAST regular-season championship in 2000-01 and were ranked in the top 10 of either or both the Associated Press and WNBA/USA Today polls for all but two weeks during her final three campaigns. While at Notre Dame, Ivey was a three-time all-BIG EAST selection (1999-2001), collecting first-team honors in 2001, and was tapped as the BIG EAST Player of the Week five times. She also led the Fighting Irish in steals in each of her final four seasons (1997-98 to 2000-01) and was the team's assist leader in her last three years, setting school records with 95 steals in 1999-2000 (since topped by Diggins) and 247 assists in 2000-01, along with a school-standard 2.67 assist/turnover ratio the latter season.

Ivey went on to play five seasons in the WNBA, beginning with her selection by the Indiana Fever in the second round (17th overall pick) of the 2001 WNBA Draft. She spent four seasons with the Fever, helping them to the first playoff berth in franchise history in 2002. Ivey signed with the Detroit Shock as a restricted free agent in 2005, and subsequently was acquired by the Phoenix Mercury later that season.

A native of St. Louis, Ivey graduated from Notre Dame's College of Arts and Letters in 2000 with a bachelor's degree in history.



# JENNA BROWN

5-10 // GRADUATE // GUARD

ATLANTA, GA

THE LOVETT SCHOOL // STANFORD

IG: @JENNA.BROWN54

### SEASON BESTS

Pts: 10 (vs Ball State, 11/20/22)  
 Rebs: 5 (vs Ball State, 11/20/22)  
 FGM: 4 (vs Ball State, 11/20/22)  
 FGA: 5 (vs Ball State, 11/20/22)  
 3FGM:  
 3FGA: 1 (vs Northwestern, 11/16/22)  
 FTM: 4 (vs Western Michigan, 12/21/22)  
 FTA: 4 (vs Western Michigan, 12/21/22)  
 Ast: 4 (vs Northwestern, 11/16/22)  
 Blk:  
 Stl: 1, 4x (last vs Boston College, 1/1/23)  
 Min: 22 (vs Merrimack, 12/10/22)

### CAREER BESTS

Pts: 10 (vs Ball State, 11/20/22)  
 Rebs: 7 (vs CSUN, 12/29/18)  
 FGM: 4, 2x (last vs Ball State, 11/20/22)  
 FGA: 8, 2x (last vs UCLA, 2/7/20)  
 3FGM: 1, 4x (last vs UCLA, 2/7/20)  
 3FGA: 4 (vs Idaho, 11/11/18)  
 FTM: 4, 2x (vs Western Michigan, 12/21/22)  
 FTA: 6 (vs USC, 2/9/20)  
 Ast: 5 (vs Eastern Wash, 11/5/19)  
 Blk: 1, 2x (last vs Gonzaga, 11/17/19)  
 Stl: 1, 12x (last vs Boston College, 1/1/23)  
 Min: 22, 2x (last vs Merrimack, 12/10/22)

### SEASON

1..... Double-Figure Scoring..... 1

### CAREER

### GRADUATE SEASON AT NOTRE DAME (2022-23)

Posted a career-high 10 points against Ball State  
 Was tied with Mabrey and Miles for the team leader in assists against Northwestern (4)  
 Made her first career basket for Notre Dame against Northwestern

### SENIOR SEASON AT STANFORD (2021-22)

Pac-12 Champions • Pac-12 Tournament Champions  
 Did not see any game action

### JUNIOR SEASON (2020-21)

NCAA Champions • Pac-12 Champions • Pac-12 Tournament Champions  
 Pac-12 Academic Honor Roll  
 Took a medical redshirt

### SOPHOMORE SEASON (2019-20)

Pac-12 Academic Honor Roll  
 Appeared in 24 games off the bench, averaging 2.0 points, 1.0 assists and 0.9 rebounds in 7.4 minutes  
 Tied a career-high with nine points against #10 UCLA (Feb. 7)  
 Missed the last seven games of the season due to injury

### FRESHMAN SEASON (2018-19)

Pac-12 Tournament Champions  
 Came off the bench in 34 games and averaged 1.6 points and 0.9 rebounds in 8.1 minutes  
 Shot 31.1 percent from the field (19-of-61), 16.7 percent from behind the arc (3-of-18) and 56.0 percent at the line (14-of-25)  
 Scored a career-high nine points at Arizona (Jan. 13) and grabbed a career-high seven rebounds against CSUN (Dec. 29)  
 Handed out three assists in five games

### PREP AND PERSONAL


A five-star talent, rated as the 18th best player in the country according to ESPN HoopGurlz and 13th by Prospects Nation  
 National High School Coaches Association Senior Girls' Basketball Athlete of the Year (2018)  
 McDonald's All-American (2018)  
 Jordan Brand Classic All-American (2018)  
 Naismith High School Girls' First Team All-American (2018)

### 2022-23 GAME-BY-GAME STATISTICS

Date	Opponent	GS/P	MIN	FG-A	3P-A	FT-A	RB	PF	A	TO	ST	BL	PTS
11/7	Northern Illinois	0-1	8:30	0-1	0-0	0-0	2	2	2	0	0	0	0
11/12	California	0-2	2:12	0-0	0-0	0-0	0	0	0	0	0	0	0
11/16	@ Northwestern	0-3	15:11	1-4	0-1	1-2	2	1	4	2	1	0	3
11/20	Ball State	0-4	16:01	4-5	0-0	2-2	5	0	0	0	1	0	10
11/24	vs American	0-5	8:24	0-1	0-0	0-0	0	0	0	2	0	0	0
11/26	vs Arizona State	0-6	3:49	1-1	0-0	1-2	0	0	0	0	0	0	3
12/1	Maryland												
12/4	@ UConn	0-7	0:21	0-0	0-0	0-0	0	0	0	0	0	0	0
12/8	@ Lafayette					[PPD]							
12/10	Merrimack	0-8	22:43	1-3	0-0	2-2	2	2	1	2	1	0	4
12/18	@ Virginia Tech												
12/21	Western Michigan	0-9	12:10	0-1	0-0	4-4	3	1	0	0	0	0	4
12/29	@ Miami												
1/1	Boston College	0-10	8:12	1-2	0-0	3-4	3	0	0	0	1	0	5
1/8	@ North Carolina												
1/12	Wake Forest	0-11	10:48	0-1	0-0	1-2	2	1	0	0	0	0	1
1/15	@ Syracuse												
1/19	@ Clemson												
1/22	Virginia												
1/26	Florida State												
1/29	@ NC State												
2/2	@ Boston College												
2/5	Duke												
2/9	Pittsburgh												
2/12	Syracuse												
2/16	Louisville												
2/19	@ Pittsburgh												
2/23	Georgia Tech												
2/26	@ Louisville												

### BROWN'S OVERALL CAREER STATISTICS

Year	Team	GP	MP	FGM	FGA	FG%	3FG	3FGA	3FG%	FT	FTA	FT%	PTS	Avg	OREbs	DRebs	Tot Reb	Avg	AST	TO	STL	BLK	PF	G	DQ	Dbl Dbl	Tech Fouls	Trpl Dbl
2018-19	Stanford		34	274:41	19	61	31.15	3	18	16.67	14	25	56.00	55	1.62	3	29	32	0.94	27	27	3	1	14	34		0	
2019-20	Stanford		24	175:51	20	50	40.00	1	5	20.00	8	17	47.06	49	2.04	8	13	21	0.88	23	19	5	1	11	24		0	
2020-21	Stanford																											
2022-23	Notre Dame		11	108:22	8	19	42.11		1	0.00	14	18	77.78	30	2.73	9	10	19	1.73	8	6	4		6	11			
Totals			69	558:54	47	130	36.15	4	24	16.67	36	60	60.00	134	1.94	20	52	72	1.04	58	52	12	2	31	69		0	



# DARA MABREY

# 1

5-7 // GRADUATE // GUARD

BELMAR, NJ

MANASQUAN // VIRGINIA TECH

IG: DARAMABREY

### SEASON BESTS

Pts: 19 (vs Ball State, 11/20/22)  
 Rebs: 6, 3x (last vs Wake Forest, 1/12/23)  
 FGM: 6, 2x (last vs Ball State, 11/20/22)  
 FGA: 15 (at North Carolina, 1/8/23)  
 3FGM: 5 (vs Ball State, 11/20/22)  
 3FGA: 11 (at North Carolina, 1/8/23)  
 FTM: 6 (vs Cal, 11/12/22)  
 FTA: 8 (vs Cal, 11/12/22)  
 Ast: 6 (vs Wake Forest, 1/12/23)  
 Blk:  
 Stl: 2, 4x (last vs Wake Forest, 1/12/23)  
 Min: 37 (at North Carolina, 1/8/23)

### CAREER BESTS

Pts: 34 (at Ohio, 11/27/20)  
 Rebs: 7, 2x (last vs PFW, 12/12/21)  
 FGM: 11, 2x (last at Oklahoma, 3/21/22)  
 FGA: 19, 2x (last at Oklahoma, 3/21/22)  
 3FGM: 7, 2x (last at Oklahoma, 3/21/22)  
 3FGA: 14 (at Ohio, 11/27/20)  
 FTM: 12 (at North Carolina, 2/9/20)  
 FTA: 12 (at North Carolina, 2/9/20)  
 Ast: 7, 2x (last at Syracuse, 11/14/21)  
 Blk: 2, 2x (last at Valpo, 12/8/21)  
 Stl: 4 (at Syracuse, 11/14/21)  
 Min: 40, 2x (last at Ohio, 11/27/20)

### GRADUATE SEASON (2022-23)

Made five three-pointers in the first half against Ball State, finished with 19 points

Sunk her 275th career three-point shot against Northwestern, becoming the all-time leading three-point shooter amongst her sisters. Marina made 274 three-pointers (first all-time at Notre Dame, while Michaela made 228 (sixth all-time at Notre Dame).

### SENIOR SEASON (2021-22)

Started all 33 games, averaging 32.4 minutes. The team's leader and biggest talker on the floor.

Dara's 13 three-pointers tied for the 2nd most in the NCAA Tournament, behind 14 from South Carolina's Destanni Henderson, despite Dara playing just 3 games. In fact, Dara's 12 three's over the first two rounds were the most of any men's or women's player in the 2022 NCAA Tournament.

Dara tied her sister Marina for an ND record, 7 made three-pointers in an NCAA Tournament game, against Oklahoma. Dara was unconscious in the first quarter, making 5 three's in a row, totaling 17 points in the opening period.

Led the Irish in scoring in the NCAA Tournament, averaging 18.7 points. Dara shot 21-of-35 (.600) from the field and 13-of-23 (.565) from beyond the arc

Overall, her 2.2 threes/game led the team and ranked 4th in the ACC. Meanwhile, Dara connected on 36.9 percent from three, which ranked 5th in the league.

Late-game hero in win at No. 16 Georgia Tech on Feb. 17. Dara hit a shot clock buzzer-beater at 2:56 in the 4th then a big and-one at 1:23. She then scored 6 of her 11 points in OT.

Called sharpie on Virginia Tech when she iced the game with a dagger three with 3:12 remaining to keep the Irish up double digit ppoints.

Hit a pivotal three at 7:34 in the 4th, followed by a tough layup in traffic at 5:16 in the win over No. 3 NC State on Feb. 1. Dara finished with 7 points.

Dara produced back-to-back season highs in the wins over Wake and No. 21 UNC, which resulted in her first ACC Player of the Week honor. She was also named the Naismith Trophy's National Player of the Week. Dara dropped 22 points at Wake, then 24 points over UNC, converting a season high 6 made three-pointers against the latter. She ultimately hit 9 three's on the week, including one from the WF logo.

Dara has started all 117 games played. When looking at all Division I players who have played at least 117 games over the last 4 years, just 17 others have started in every one.

### SEASON

6..... Double-Figure Scoring.....70  
 0..... 20+ Point Games.....22  
 0..... 30+ Point Games.....1

### CAREER

### 2022-23 GAME-BY-GAME STATISTICS

Date	Opponent	GS/P	MIN	FG-A	3P-A	FT-A	RB	PF	A	TO	ST	BL	PTS
11/7	Northern Illinois	1-1	34:20	6-12	4-8	0-0	1	1	2	1	1	0	16
11/12	California	2-2	35:05	4-9	2-6	6-8	6	5	3	3	1	0	16
11/16	@ Northwestern	3-3	24:50	2-9	2-7	1-2	2	4	4	2	1	0	7
11/20	Ball State	4-4	28:57	6-12	5-10	2-2	3	0	3	4	1	0	19
11/24	vs American	5-5	34:31	4-9	3-7	4-4	2	0	0	0	0	0	15
11/26	vs Arizona State	6-6	31:02	2-10	1-6	2-2	3	2	0	1	0	0	7
12/1	Maryland	7-7	35:00	3-11	1-7	0-0	3	2	2	2	1	0	7
12/4	@ UConn	8-8	24:35	4-5	2-3	0-0	1	1	2	0	0	0	10
12/8	@ Lafayette												[PPD]
12/10	Merrimack	9-9	24:15	5-12	4-7	0-0	6	0	3	0	2	0	14
12/18	@ Virginia Tech	10-10	36:08	3-8	0-2	2-2	3	1	3	0	1	0	8
12/21	Western Michigan	11-11	34:48	3-6	2-4	0-0	2	2	5	4	1	0	8
12/29	@ Miami	12-12	35:08	2-10	2-7	1-2	1	1	5	3	0	0	7
1/1	Boston College	13-13	22:24	1-6	0-2	3-3	3	1	2	3	2	0	5
1/8	@ North Carolina	14-14	37:24	3-15	1-11	0-0	3	2	1	1	2	0	7
1/12	Wake Forest	15-15	24:32	2-8	0-5	0-0	6	0	6	2	2	0	4
1/15	@ Syracuse												
1/19	@ Clemson												
1/22	Virginia												
1/26	Florida State												
1/29	@ NC State												
2/2	@ Boston College												
2/5	Duke												
2/9	Pittsburgh												
2/12	Syracuse												
2/16	Louisville												
2/19	@ Pittsburgh												
2/23	Georgia Tech												
2/26	@ Louisville												

### MABREY'S OVERALL CAREER STATISTICS

Year	Team	GP	MP	FGM	FGA	FG%	3FG	3FGA	3FG%	FT	FTA	FT%	PTS	Avg	OR	DR	Tot	Reb	Avg	AST	TO	STL	BLK	PF	G	DQ	Dbl	Tech	Fouls	Trpl	Dbl
2018-19	Virginia Tech	34	951:49	126	285	44.21	80	173	46.24	50	60	83.33	382	11.24	6	51	57	1.68	92	86	24	3	59	34							0
2019-20	Virginia Tech	30	977:02	116	295	39.32	75	206	36.41	49	58	84.48	356	11.87	10	70	80	2.67	53	55	22	4	57	30	2						0
2020-21	Notre Dame	20	650:10	77	185	41.62	40	104	38.46	31	35	88.57	225	11.25	3	38	41	2.05	63	45	14	1	29	20							
2021-22	Notre Dame	33	1070:05	116	290	40.00	73	198	36.87	36	43	83.72	341	10.33	11	53	64	1.94	76	67	36	3	42	33							1
2022-23	Notre Dame	15	462:59	50	142	35.21	29	92	31.52	21	25	84.00	150	10.00	2	43	45	3.00	41	26	15	2	22	15	1						1
<b>Totals</b>		<b>132</b>	<b>4112:06</b>	<b>485</b>	<b>1,197</b>	<b>40.52</b>	<b>297</b>	<b>773</b>	<b>38.42</b>	<b>187</b>	<b>221</b>	<b>84.62</b>	<b>1,454</b>	<b>11.02</b>	<b>32</b>	<b>255</b>	<b>287</b>	<b>2.17</b>	<b>325</b>	<b>279</b>	<b>111</b>	<b>11</b>	<b>209</b>	<b>132</b>	<b>3</b>	<b>0</b>	<b>2</b>	<b>0</b>	<b>2</b>	<b>0</b>	





# CASSANDRE PROSPER 4

6-2 // FRESHMAN // GUARD

MONTREAL, QUEBEC

CAIRINE WILSON SECONDARY SCHOOL/CAPITAL COURTS ACADEMY

**SEASON BESTS**

Pts: 12 (vs Wake Forest, 1/12/23)  
 Rebs: 9 (vs Boston College, 1/1/23)  
 FGM: 4 (vs Wake Forest, 1/12/23)  
 FGA: 9 (vs Wake Forest, 1/12/23)  
 3FGM: 2 (vs Wake Forest, 1/12/23)  
 3FGA: 5 (vs Wake Forest, 1/12/23)  
 FTM: 2 (vs Wake Forest, 1/12/23)  
 FTA: 3 (vs Wake Forest, 1/12/23)  
 Ast: 1, 2x (last vs Wake Forest, 1/12/23)  
 Blk: 1 (at Miami, 12/29/22)  
 Stl: 2 (vs Boston College, 1/1/23)  
 Min: 17 (vs Wake Forest, 1/12/23)

**CAREER BESTS**

Pts: 12 (vs Wake Forest, 1/12/23)  
 Rebs: 9 (vs Boston College, 1/1/23)  
 FGM: 4 (vs Wake Forest, 1/12/23)  
 FGA: 9 (vs Wake Forest, 1/12/23)  
 3FGM: 2 (vs Wake Forest, 1/12/23)  
 3FGA: 5 (vs Wake Forest, 1/12/23)  
 FTM: 2 (vs Wake Forest, 1/12/23)  
 FTA: 3 (vs Wake Forest, 1/12/23)  
 Ast: 1, 2x (last vs Wake Forest, 1/12/23)  
 Blk: 1 (at Miami, 12/29/22)  
 Stl: 2 (vs Boston College, 1/1/23)  
 Min: 17 (vs Wake Forest, 1/12/23)

**EARLY ENROLLEE SEASON (2022-23)**

Drained back-to-back 3-pointers against Wake Forest

In just her second game in a Notre Dame uniform, Prosper led Notre Dame against Boston College with 9 rebounds

Made Notre Dame debut against Miami, recorded a block

**PREP AND PERSONAL**

Attended Capital Courts Academy

Member of the 2023 Naismith Midseason Watch List for high school girls basketball before making early-enrollment announcement

2022 Ontario Scholastic Basketball Association Final 8 High School Championships MVP after posting 33 points, 15 rebounds and a pair of assists in a 65-61 win over King's Christian

2022 Ontario Scholastic Basketball Association season MVP and First-Team All-Star

2022 Biosteel Player of the year recognizing her as the top high school player in the country

Averaged 25.1 points to lead the league in scoring while grabbing 13.7 rebounds, 2.9 assists, 3.1 steals and 2.6 blocks and led the team to its first ever OSBA championship in Spring 2022

Played AAU with Become One during Spring/Summer 2022 and previously played for Kia Nurse Elite

Was the No. 16 overall recruit in the 2023 class per the ESPN HoopGurlz Recruiting Rankings and the No. 1 overall player by ASGR/HoopSeenW

2022 Basketball Without Borders Americas selection, named BWB MVP

2022 Under Armour Top 60 selection, won "Queen of the Court" honors

2022 Under Armour Elite 24 selection

2022 Curry Camp selection, which recognizes the top-12 guards in the country in the 2023 class

Just the second Notre Dame women's basketball player to ever enroll early, joining current point guard Olivia Miles

**TEAM CANADA**

2022 Canada U-17 National Team member

Started in all seven games, averaging 14.0 points, 9.6 rebounds, 2.4 assists, 4.6 steals and 3.0 blocks

Scored 11 points with 10 rebounds and eight blocks against the USA in semifinal game

Led U-17 Team to fourth-place finish in 2022 FIBA World Cup with 18 points, five rebounds, five assists, five steals and two blocks

Made the 2022 FIBA Americas Cup All-Star Five Team

**SEASON**

1 ..... Double-Figure Scoring..... 1  
 0 ..... Double-Figure Rebounding..... 0

**CAREER**

**2022-23 GAME-BY-GAME STATISTICS**

Date	Opponent	GS/P	MIN	FG-A	3P-A	FT-A	RB	PF	A	TO	ST	BL	PTS
11/7	Northern Illinois												
11/12	California												
11/16	@ Northwestern												
11/20	Ball State												
11/24	vs American												
11/26	vs Arizona State												
12/1	Maryland												
12/4	@ UConn												
12/8	@ Lafayette												
12/10	Merrimack												
12/18	@ Virginia Tech												
12/21	Western Michigan												
12/29	@ Miami	0-1	3:17	0-0	0-0	0-0	1	0	0	1	0	1	0
1/1	Boston College	0-2	16:35	3-7	1-1	0-0	9	1	1	2	2	0	7
1/8	@ North Carolina	0-3	6:13	0-0	0-0	0-0	0	1	0	1	0	0	0
1/12	Wake Forest	0-4	17:15	4-9	2-5	2-3	5	1	1	1	0	0	12
1/15	@ Syracuse												
1/19	@ Clemson												
1/22	Virginia												
1/26	Florida State												
1/29	@ NC State												
2/2	@ Boston College												
2/5	Duke												
2/9	Pittsburgh												
2/12	Syracuse												
2/16	Louisville												
2/19	@ Pittsburgh												
2/23	Georgia Tech												
2/26	@ Louisville												

PROSPER'S OVERALL CAREER STATISTICS

Year	Team	GP	MP	FGM	FGA	FG%	3FG	3FGA	3FG%	FT	FTA	FT%	PTS	Avg	OREBS	DREBS	TOT REB	Avg	AST	TO	STL	BLK	PF	G	DQ	DBL	DBI	Tech	Fouls	Trpl	DBI
2022-23	Notre Dame		4	43:20	7	16	43.75	3	6	50.00	2	3	66.67	19	4.75	6	9	15	3.75	2	5	2	1	3	4						
Totals			4	43:20	7	16	43.75	3	6	50.00	2	3	66.67	19	4.75	6	9	15	3.75	2	5	2	1	3	4						





# OLIVIA MILES

# 5

5-10 // SOPHOMORE // GUARD

PHILLIPSBURG, NJ

BLAIR ACADEMY

IG: \_OLIVIAMILES\_

**SEASON BESTS**

Pts: 21, 2x (last vs UConn, 12/4/22)  
 Rebs: 13, 2x (last at Virginia Tech, 12/18/22)  
 FGM: 10 (vs UConn 12/4/22)  
 FGA: 18 (vs UConn 12/4/22)  
 3FGM: 2 (vs Cal 11/12/22)  
 3FGA: 4, 3x (last at North Carolina, 1/8/23)  
 FTM: 9 (vs NU 11/16/22)  
 FTA: 9 (vs NU 11/16/22)  
 Ast: 14 (vs Merrimack, 12/10/22)  
 Blk: 1, 4x (last at Virginia Tech, 12/18/22)  
 Stl: 6 (vs NIU, 11/7/22)  
 Min: 36 (at Miami, 12/29/22)

**CAREER BESTS**

Pts: 30 (vs Boston College, 1/30/22)  
 Rebs: 13, 3x (last at Virginia Tech, 12/18/22)  
 FGM: 12 (vs Boston College, 1/30/22)  
 FGA: 20 (vs Georgia, 11/26/21)  
 3FGM: 4 (vs Boston College, 1/30/22)  
 3FGA: 8 (vs Boston College, 1/30/22)  
 FTM: 9 (vs Northwestern, 11/16/22)  
 FTA: 9 (vs Northwestern, 11/16/22)  
 Ast: 14, 2x (last vs Merrimack, 12/10/22)  
 Blk: 1, 4x (last at Virginia Tech, 12/18/22)  
 Stl: 6, 2x (last vs NIU, 11/7/22)  
 Min: 39 (at DePaul, 12/22/21)

**SOPHOMORE SEASON (2022-23)**

Recorded third career triple-double against Merrimack, passing Skylar Diggins and Jackie Young for most career triple-doubles in Notre Dame women's basketball history

Named the No. 4 player in the nation by ESPN in the updated Top 25 Players List

Two-time ACC Player of the Week (Dec. 5 & Dec. 19)

Wade Trophy Watch List // Wooden Watch List (Preseason & Midseason) // Nancy Lieberman Award Watch List // Naismith Trophy Watch List

Preseason First Team All-ACC

**FRESHMAN SEASON (2021-22)**

Nancy Lieberman Award Top-Five Finalist

Naismith Trophy Midseason Team

First-Team All-ACC (only freshman on the list) // AP All-American Honorable Mention

Second-Team All-ACC Tournament

No. 2 freshman in the country, per ESPN

2021-22 ACC Newcomer Watch List

Led the team with 13.7 points and 7.4 assists per game

Her 7.4 assists per game ranked second nationally last season and fourth all-time in Irish program history

Had eight appearances with 10+ assists. No other ACC player had more than one last year

Was the first freshman — man or woman — to record a triple-double in the NCAA Tournament. Nearly averaged a triple-double in the NCAA Tournament (14 ppg, 8 rpg, 9.7 apg)

First freshman to start a season opener at point guard since 2013 (Lindsay Allen)

**AS AN EARLY ENROLLEE (2020-21)**

First early enrollee ever at Notre Dame

Immediate Impact: Ended season with 5 straight games in double figures, totaling 52 points (10.4 ppg).

Her 9.3 ppg ranked as the 4th highest on the team. Also averaged 3.5 apg, which would have ranked first

**SEASON**

14 ..... Double-Figure Scoring.....44  
 4 ..... Double-Figure Assists .....12  
 1 ..... Triple-Doubles.....3

**CAREER**

**2022-23 GAME-BY-GAME STATISTICS**

Date	Opponent	GS/P	MIN	FG-A	3P-A	FT-A	RB	PF	A	TO	ST	BL	PTS
11/7	Northern Illinois	1-1	29:05	5-14	1-4	6-7	10	0	6	2	6	1	17
11/12	California	2-2	31:10	4-10	2-4	3-4	5	4	10	5	2	0	13
11/16	@ Northwestern	3-3	24:04	6-13	0-3	9-9	6	2	4	2	4	0	21
11/20	Ball State	4-4	28:53	4-7	1-2	4-4	7	2	11	3	3	1	13
11/24	vs American	5-5	27:54	7-8	1-2	4-8	10	3	3	6	2	0	19
11/25	vs Arizona State	6-6	28:31	5-12	0-1	3-4	7	2	6	0	0	0	13
12/1	Maryland	7-7	25:04	6-9	1-3	1-1	4	4	7	3	2	0	14
12/4	@ UConn	8-8	35:21	10-18	0-2	1-3	8	1	4	5	2	1	21
12/8	@ Lafayette												[PPD]
12/10	Merrimack	9-9	27:45	3-4	0-1	7-8	13	0	14	3	1	0	13
12/18	@ Virginia Tech	10-10	35:40	6-17	1-3	3-4	13	0	7	2	5	1	16
12/21	Western Michigan	11-11	30:25	3-6	0-2	2-2	7	2	12	3	2	0	8
12/29	@ Miami	12-12	36:58	4-10	0-1	4-4	8	2	9	5	0	0	12
1/1	Boston College	13-13	27:31	7-10	0-2	3-5	6	1	5	5	3	0	17
1/8	@ North Carolina	14-14	34:08	5-9	0-4	5-6	7	3	5	5	2	0	15
1/12	Wake Forest	15-15	28:16	5-8	0-0	3-4	6	0	4	1	1	0	13
1/15	@ Syracuse												
1/19	@ Clemson												
1/22	Virginia												
1/26	Florida State												
1/29	@ NC State												
2/2	@ Boston College												
2/5	Duke												
2/9	Pittsburgh												
2/12	Syracuse												
2/16	Louisville												
2/19	@ Pittsburgh												
2/23	Georgia Tech												
2/26	@ Louisville												

MILES' OVERALL CAREER STATISTICS

Year	Team	GP	MP	FGM	FGA	FG%	3FG	3FGA	3FG%	FT	FTA	FT%	PTS	Avg	ORebs	DRebs	Tot Reb	Avg	AST	TO	STL	BLK	PF	G	DQ	DbI	Tech	Fouls	Trpl	DbI
2020-21	Notre Dame	6	136:20	24	47	51.06	1	10	10.00	7	15	46.67	56	9.33	10	12	22	3.67	21	18	7	1	14	6						
2021-22	Notre Dame	33	1098:59	177	389	45.50	33	122	27.05	65	96	67.71	452	13.70	16	172	188	5.70	244	124	59	7	70	33	1	9			2	
2022-23	Notre Dame	15	450:45	80	155	51.61	7	34	20.59	58	73	79.45	225	15.00	3	114	117	7.80	107	50	35	4	26	15		6	2		1	
<b>Totals</b>		<b>54</b>	<b>1686:04</b>	<b>281</b>	<b>591</b>	<b>47.55</b>	<b>41</b>	<b>166</b>	<b>24.70</b>	<b>130</b>	<b>184</b>	<b>70.65</b>	<b>733</b>	<b>13.57</b>	<b>29</b>	<b>298</b>	<b>327</b>	<b>6.06</b>	<b>372</b>	<b>192</b>	<b>101</b>	<b>12</b>	<b>110</b>	<b>54</b>	<b>1</b>	<b>15</b>	<b>2</b>	<b></b>	<b>3</b>	



# SONIA CITRON 11

6-1 // SOPHOMORE // GUARD

SCARSDALE, NY

THE URSULINE SCHOOL

IG: SONIACITRON

**SEASON BESTS**

Pts: 24, 2x (last vs Maryland 12/1/22)  
 Rebs: 10, 2x (last vs Maryland 12/1/22)  
 FGM: 8, 2x (last vs Maryland 12/1/22)  
 FGA: 14, 2x (last vs Maryland, 12/1/22)  
 3FGM: 4, 2x (last vs Maryland 12/1/22)  
 3FGA: 5, 2x (last vs Maryland 12/1/22)  
 FTM: 11 (vs American, 11/24/22)  
 FTA: 12 (vs American, 11/24/22)  
 Ast: 4, 2x (last vs Boston College, 1/1/23)  
 Blk: 3, 2x (last vs Virginia Tech, 12/18/22)  
 Stl: 4 (vs Wake Forest, 1/12/23)  
 Min: 38 (vs Maryland, 12/1/22)

**CAREER BESTS**

Pts: 29 (at Michigan St, 12/2/21)  
 Rebs: 13 (vs Clemson, 2/24/22)  
 FGM: 9 (at Michigan St, 12/2/21)  
 FGA: 17 (at Louisville, 2/13/22)  
 3FGM: 4, 2x (last vs Maryland, 12/1/22)  
 3FGA: 7, 2x (last vs Virginia Tech, 2/3/22)  
 FTM: 11, 2x (last vs American, 11/24/22)  
 FTA: 12, 2x (last vs American, 11/24/22)  
 Ast: 8 (vs Clemson, 2/24/22)  
 Blk: 3, 3x (last vs Virginia Tech, 12/18/22)  
 Stl: 4, 5x (last vs Wake Forest, 1/12/23)  
 Min: 42 (at Georgia Tech, 2/17/22)

**SEASON**

13 ..... Double-Figure Scoring ..... 36  
 2 ..... 20+ Point Games ..... 5

**CAREER**

**SOPHOMORE SEASON (2022-23)**

Posted a 13-game double-digit scoring streak from 11/12/22 (Cal)-1/8/23 (UNC)

Only ND player to reach 24 points in a single game this year. Has done it twice

**FRESHMAN SEASON (2021-22)**

2021-22 ACC Rookie of the Year

Six-time ACC Freshman of the Week

No. 6 freshman in the nation per ESPN

Averaged 14 points per game during Notre Dame's NCAA Tournament run to the Sweet 16

Freshmen-only ACC rankings — ranked 2nd in scoring, 1st in rebounding and 3rd in assists — only player in top-3 of all 3 categories. Citron had the highest PTS+REB+AST/Game of any ACC freshman with her 20.7

**PREP AND PERSONAL**

2021 Jordan Brand Classic // 2021 McDonald's All-American - Became the 24th Irish player to earn the accolade

Two-time Gatorade New York Player of the Year (2020, 2021)

2021 Section I Miss Basketball // 2021 MaxPreps 2nd Team All-America

2021 MaxPreps New York High School Girls Basketball Player of the Year

Finished with 2,243 career points and 1,192 career rebounds

Averaged 26.5 ppg, 11.2 rpg, 5.0 apg during her senior year

Citron ended her high school career with 38 consecutive victories.

Ultimately went 79-5 at Ursuline

2020 NYSSWA Class AA Player of the Year

2020 Section 1 Girls Basketball Coaches Association Player of the Year

2020 Journal News Player of the Year in Westchester/Putnam

**TEAM USA**

Selected to USA U19 World Cup Team in 2021

USA U-16 National Team member in 2019

**2022-23 GAME-BY-GAME STATISTICS**

Date	Opponent	GS/P	MIN	FG-A	3P-A	FT-A	RB	PF	A	TO	ST	BL	PTS
11/7	Northern Illinois	1-1	28:40	4-9	0-2	0-0	9	1	3	3	2	0	8
11/12	California	2-2	34:02	4-9	0-2	6-6	5	2	0	5	1	0	14
11/16	@ Northwestern	3-3	35:24	8-10	4-5	4-5	10	3	3	2	0	1	24
11/20	Ball State	4-4	29:40	6-11	1-3	1-2	8	2	4	5	3	1	14
11/24	vs American	5-5	31:36	3-11	0-2	11-12	7	3	2	2	1	0	17
11/26	vs Arizona State	6-6	32:58	7-14	1-2	0-1	7	3	2	3	1	0	15
12/1	Maryland	7-7	38:20	8-14	4-5	4-4	10	1	1	3	2	0	24
12/4	@ UConn	8-8	38:22	4-7	1-3	1-1	6	1	3	4	1	0	10
12/8	@ Lafayette												[PPD]
12/10	Merrimack	9-9	24:45	6-10	0-2	1-1	5	0	1	0	1	3	13
12/18	@ Virginia Tech	10-10	35:43	4-8	0-1	3-3	4	3	2	3	0	3	11
12/21	Western Michigan	11-11	26:04	5-11	2-3	4-4	6	2	1	2	2	0	16
12/29	@ Miami	12-12	35:11	5-8	1-3	2-3	1	0	3	3	2	2	13
1/1	Boston College	13-13	27:42	7-9	1-1	0-0	6	1	4	1	3	2	15
1/8	@ North Carolina	14-14	32:52	4-11	1-4	4-5	3	3	0	1	2	1	13
1/12	Wake Forest	15-15	25:22	3-4	0-0	2-2	2	2	3	1	4	2	8
1/15	@ Syracuse												
1/19	@ Clemson												
1/22	Virginia												
1/26	Florida State												
1/29	@ NC State												
2/2	@ Boston College												
2/5	Duke												
2/9	Pittsburgh												
2/12	Syracuse												
2/16	Louisville												
2/19	@ Pittsburgh												
2/23	Georgia Tech												
2/26	@ Louisville												

CITRON'S OVERALL CAREER STATISTICS

Year	Team	GP	MP	FGM	FGA	FG%	3FG	3FGA	3FG%	FT	FTA	FT%	PTS	Avg	ORebs	DRebs	Tot Reb	Avg	AST	TO	STL	BLK	PF	G	DQ	Dbl	Tech	Fouls	Trpl	Dbl
2021-22	Notre Dame	33	1005:15	136	303	44.88	28	82	34.15	91	108	84.26	391	11.85	56	162	218	6.61	74	69	54	12	63	33		5				
2022-23	Notre Dame	15	478:41	78	146	53.42	16	38	42.11	43	49	87.76	215	14.33	18	71	89	5.93	32	38	24	15	27	15		2				
<b>Totals</b>		<b>48</b>	<b>1481:56</b>	<b>214</b>	<b>449</b>	<b>47.66</b>	<b>44</b>	<b>120</b>	<b>36.67</b>	<b>134</b>	<b>157</b>	<b>85.35</b>	<b>606</b>	<b>12.62</b>	<b>74</b>	<b>233</b>	<b>307</b>	<b>6.40</b>	<b>106</b>	<b>107</b>	<b>78</b>	<b>27</b>	<b>90</b>	<b>48</b>		<b>7</b>				



# KK BRANSFORD 14

5-11 // FRESHMAN // GUARD

CINCINNATI, OH

MOUNT NOTRE DAME

IG: KKBRANSFORD

**SEASON BESTS**

Pts: 17 (vs Boston College, 1/1/23)  
 Rebs: 9 (vs Arizona State, 11/26/22)  
 FGM: 6 (vs American, 11/24/22)  
 FGA: 10 (vs Merrimack, 12/10/22)  
 3FGM: 1 (vs Western Michigan, 12/21/22)  
 3FGA: 1, 4x (last vs Wake Forest, 1/12/23)  
 FTM: 8 (vs Ball State, 11/20/22)  
 FTA: 9 (vs Boston College, 1/1/23)  
 Ast: 3, 2x (last vs Arizona State, 11/26/22)  
 Blk: 1 (vs Cal, 11/12/22)  
 Stl: 3 (vs American, 11/24/22)  
 Min: 26 (vs Maryland, 12/1/22)

**CAREER BESTS**

Pts: 17 (vs Boston College, 1/1/23)  
 Rebs: 9 (vs Arizona State, 11/26/22)  
 FGM: 6 (vs American, 11/24/22)  
 FGA: 10 (vs Merrimack, 12/10/22)  
 3FGM: 1 (vs Western Michigan, 12/21/22)  
 3FGA: 1, 4x (last vs Wake Forest, 1/12/23)  
 FTM: 8 (vs Ball State, 11/20/22)  
 FTA: 9 (vs Boston College, 1/1/23)  
 Ast: 3, 2x (last vs Arizona State, 11/26/22)  
 Blk: 1 (vs Cal, 11/12/22)  
 Stl: 3 (vs American, 11/24/22)  
 Min: 26 (vs Maryland, 12/1/22)

**SEASON**

5..... Double-Figure Scoring.....5

**CAREER**

**FRESHMAN SEASON (2022-23)**

Posted a career-high 17 points off the bench against Boston College  
 Hit first collegiate three-pointer against Western Michigan  
 Helped spark a second-half comeback over Arizona State with 14 points and a career-high 9 rebounds  
 Made her Notre Dame debut against Northern Illinois

**PREP AND PERSONAL**

2022 McDonald's All-American  
 Back-to-back Ms. Ohio Basketball (2021 & 2022) – became the 6th player in Ohio high school history to win consecutive Ms. Ohio Basketball awards  
 2022 Naismith High School All-American  
 Ranked 29th overall in her class and valued as the seventh best guard  
 MND's all-time leading scorer with 2,172 career points  
 Led MND to two of their eight all-time Ohio state titles – note that the 2020 team was 28-0 when covid ended the season  
 Three-time Ohio Final Four team  
 Spearheaded Mount Notre Dame to a combined 111-3 overall record (2019-22). The Cougars built a nation's best 98-game win streak before losing in the State Regional Final game. It marked the second longest consecutive win streak in Ohio high school girls basketball history  
 Led the Girls Greater Catholic League all four years at MND in scoring  
 Averaged 21.3 ppg as a senior, with a league leading 5.1 apg. She also averaged 8.3 rpg and 2.5 spg.  
 Four-time Greater Girls Catholic League champions  
 2021 Ohio Gatorade Player of the Year  
 2021 MaxPreps Ohio Player of the Year  
 2021 MaxPreps All-America First Team

**TEAM USA**

Made USA U16 Basketball Team in 2019. Won the gold medal at the 2019 FIBA Americas. Averaged 5.0 points, 2.7 rebounds and two assists per game during USA's 6-0 run in Chile

**2022-23 GAME-BY-GAME STATISTICS**

Date	Opponent	GS/P	MIN	FG-A	3P-A	FT-A	RB	PF	A	TO	ST	BL	PTS
11/7	Northern Illinois	0-1	19:19	2-5	0-1	2-2	3	1	3	0	1	0	6
11/12	California	0-2	17:38	0-3	0-0	3-4	3	4	1	1	0	1	3
11/16	@ Northwestern	0-3	18:57	1-5	0-0	1-2	2	2	0	1	0	0	3
11/20	Ball State	0-4	21:16	4-8	0-1	8-8	6	3	1	1	0	0	16
11/24	vs American	0-5	23:59	6-8	0-0	0-0	0	1	0	0	3	0	12
11/26	vs Arizona State	0-6	25:36	5-8	0-0	4-7	9	1	3	1	2	0	14
12/1	Maryland	0-7	26:01	3-6	0-0	2-4	2	1	0	1	2	0	8
12/4	@ UConn	0-8	24:33	1-5	0-0	0-0	2	3	1	0	1	0	2
12/8	@ Lafayette												[PPD]
12/10	Merrimack	0-9	17:09	3-10	0-0	4-5	6	0	0	1	1	0	10
12/18	@ Virginia Tech	0-10	15:45	0-0	0-0	1-2	0	2	0	1	0	0	1
12/21	Western Michigan	0-11	20:20	2-5	1-1	0-0	1	2	1	1	0	0	5
12/29	@ Miami	0-12	14:15	3-7	0-0	0-2	1	0	1	2	0	0	6
1/1	Boston College	0-13	22:32	5-5	0-0	7-9	0	1	1	1	0	0	17
1/8	@ North Carolina	0-14	17:47	0-1	0-0	4-6	0	3	0	3	0	0	4
1/12	Wake Forest	0-15	21:06	3-5	0-1	3-4	4	0	0	0	1	0	9
1/15	@ Syracuse												
1/19	@ Clemson												
1/22	Virginia												
1/26	Florida State												
1/29	@ NC State												
2/2	@ Boston College												
2/5	Duke												
2/9	Pittsburgh												
2/12	Syracuse												
2/16	Louisville												
2/19	@ Pittsburgh												
2/23	Georgia Tech												
2/26	@ Louisville												

**BRANSFORD'S OVERALL CAREER STATISTICS**

Year	Team	GP	MP	FGM	FGA	FG%	3FG	3FGA	3FG%	FT	FTA	FT%	PTS	Avg	ORebs	DRebs	Tot Reb	Avg	AST	TO	STL	BLK	PF	F	DQ	Dbi	Tech	Fouls	Trpl	DbI
2022-23	Notre Dame		15	306.11	38	81	46.91	1	4	25.00	39	55	70.91	116	7.73	20	19	39	2.60	12	14	11	1	24	15					
Totals			15	306.11	38	81	46.91	1	4	25.00	39	55	70.91	116	7.73	20	19	39	2.60	12	14	11	1	24	15					



# NATALIJA MARSHALL 15

6-5 // JUNIOR // FORWARD

QUEENS, NY

CHRIST THE KING

IG: NATALIJAMARSHALL

### JUNIOR SEASON (2022-23)

Had 13 points against Merrimack, a career-high

Posted a career-high seven rebounds against Northwestern

### SOPHOMORE SEASON (2021-22)

After spending the entire 2020-21 season rehabbing her ACL injury, Marshall finally made her Irish debut in the Nov. 9 season opener vs Ohio. It had been 22 months without playing an official game.

Scored in 9 of 13 games played, averaging 8.5 minutes off the bench.

Tied her career high of 5 rebounds vs Pitt on Dec. 19.

Posted the best plus/minus (+7) in the win at Michigan State on Dec. 2. Marshall supplied 8 points in 14 minutes on 4-of-9 shooting.

When given 28 minutes of action vs Bryant, Marshall delivered with her first career double-digit scoring effort with 11 points. She was all over the court – she grabbed 5 rebounds, dished out 4 assists, blocked 2 shots and earned 4 steals.

Provided some key minutes in the 1st half at Syracuse when Westbeld/Dodson were sitting with early fouls.

Missed the 2nd half of the season due to surgery on her left knee – medial meniscus tear

### FRESHMAN SEASON (2020-21)

Senior year in high school was cut short due to an ACL tear in December of 2019.

Spent the 2020-21 season rehabbing an ACL tear from high school.

### PREP AND PERSONAL

Ranked 32nd overall in the 2020 class and eighth in her position

Invited to 2020 Jordan Brand Classic

### SEASON BESTS

Pts: 13 (vs Merrimack, 12/10/22)  
 Rebs: 7 (at Northwestern, 11/16/22)  
 FGM: 4, 2x (last vs Merrimack, 12/10/22)  
 FGA: 8 (vs Merrimack, 12/10/22)  
 3FGM:  
 3FGA:  
 FTM: 6 (vs American, 11/24/22)  
 FTA: 11 (vs American, 11/24/22)  
 Ast: 1, 3x (last vs Boston College, 1/1/23)  
 Blk: 2 (vs Ball State, 11/20/22)  
 Stl: 1 (vs NIU, 11/7/22)  
 Min: 23 (vs Merrimack, 12/10/22)

### CAREER BESTS

Pts: 13 (vs Merrimack, 12/10/22)  
 Rebs: 7 (at Northwestern 11/16/22)  
 FGM: 4, 4x (last vs Merrimack, 12/10/22)  
 FGA: 9 (at Michigan State, 12/2/21)  
 3FGM:  
 3FGA:  
 FTM: 6 (vs American, 11/24/22)  
 FTA: 11 (vs American, 11/24/22)  
 Ast: 4 (vs Bryant, 11/21/21)  
 Blk: 2, 2x (last vs Ball State 11/20/22)  
 Stl: 4 (vs Bryant, 11/21/21)  
 Min: 28 (vs Bryant, 11/21/21)

### SEASON

1..... Double-Figure Scoring.....2

### CAREER

### 2022-23 GAME-BY-GAME STATISTICS

Date	Opponent	GS/P	MIN	FG-A	3P-A	FT-A	RB	PF	A	TO	ST	BL	PTS
11/7	Northern Illinois	0-1	10:38	3-5	0-0	3-4	2	0	0	0	1	1	9
11/12	California	0-2	15:02	4-5	0-0	1-1	6	2	1	1	0	1	9
11/16	@ Northwestern	0-3	15:26	1-1	0-0	2-6	7	4	0	1	0	1	4
11/20	Ball State	0-4	14:04	1-3	0-0	2-2	2	2	1	2	0	2	4
11/24	vs American	0-5	14:14	1-2	0-0	6-11	6	1	0	0	0	1	8
11/26	vs Arizona State	0-6	1:58	0-0	0-0	0-0	0	0	0	0	0	0	0
12/1	Maryland	0-7	1:14	0-0	0-0	0-0	0	0	0	0	0	0	0
12/4	@ UConn	0-8	2:45	0-0	0-0	0-0	0	2	0	1	0	0	0
12/8	@ Lafayette					[PPD]							
12/10	Merrimack	0-9	23:49	4-8	0-0	5-5	5	2	0	1	0	1	13
12/18	@ Virginia Tech	0-10	4:10	0-1	0-0	0-0	0	0	0	0	0	0	0
12/21	Western Michigan	0-11	11:20	2-4	0-0	1-2	2	1	0	2	0	0	5
12/29	@ Miami												
1/1	Boston College	0-12	9:30	1-1	0-0	0-0	0	2	1	2	0	1	2
1/8	@ North Carolina												
1/12	Wake Forest	0-13	11:42	0-2	0-0	0-0	1	1	0	3	0	1	0
1/15	@ Syracuse												
1/19	@ Clemson												
1/22	Virginia												
1/26	Florida State												
1/29	@ NC State												
2/2	@ Boston College												
2/5	Duke												
2/9	Pittsburgh												
2/12	Syracuse												
2/16	Louisville												
2/19	@ Pittsburgh												
2/23	Georgia Tech												
2/26	@ Louisville												

### MARSHALL'S OVERALL CAREER STATISTICS

Year	Team	GP	MP	FGM	FGA	FG%	3FG	3FGA	3FG%	FT	FTA	FT%	PTS	Avg	OR	DR	Tot	Reb	Avg	AST	TO	STL	BLK	PF	G	DQ	DbI	DbI	Tech	Fouls	Trpl	DbI
2021-22	<a href="#">Notre Dame</a>	13	110:39	16	42	38.10				10	20	50.00	42	3.23	9	10	19	1.46	6	4	7	5	14	13								
2022-23	<a href="#">Notre Dame</a>	13	135:53	17	32	53.12				20	31	64.52	54	4.15	21	9	30	2.31	3	13	1	9	17	13								
Totals		26	246:32	33	74	44.59				30	51	58.82	96	3.69	30	19	49	1.88	9	17	8	14	31	26								



# LAUREN ZWETZIG

# 20

5-9 // JUNIOR // GUARD

FORT COLLINS, CO

FOSSIL RIDGE

IG: LAURENZWETZIG

## JUNIOR SEASON AT NOTRE DAME (2022-23)

Will miss the 2022-23 year due to injury

## FRESHMAN SEASON AT HAVERFORD COLLEGE (2020-21)

Season was canceled due to COVID-19 pandemic

## PREP AND PERSONAL

Senior captain (2020)

Two-time First-team All-Colorado

First-team all-conference (2020)

All-Colorado Honorable Mention (2020)

Four-time Academic All-State

Freshman Female of the Year

## SEASON BESTS

Pts:  
Rebs:  
FGM:  
FGA:  
3FGM:  
3FGA:  
FTM:  
FTA:  
Ast:  
Blk:  
Stl:  
Min:

## CAREER BESTS

Pts:  
Rebs:  
FGM:  
FGA:  
3FGM:  
3FGA:  
FTM:  
FTA:  
Ast:  
Blk:  
Stl:  
Min:

## 2022-23 GAME-BY-GAME STATISTICS

Date	Opponent	GS/PMIN	FG-A	3P-A	FT-A	RB	PF	A	TO	ST	BL	PTS
11/7	Northern Illinois											
11/12	California											
11/16	@ Northwestern											
11/20	Ball State											
11/24	vs American											
11/26	vs Arizona State											
12/1	Maryland											
12/4	@ UConn											
12/8	@ Lafayette											
12/10	Merrimack											
12/18	@ Virginia Tech											
12/21	Western Michigan											
12/29	@ Miami											
1/1	Boston College											
1/8	@ North Carolina											
1/12	Wake Forest											
1/15	@ Syracuse											
1/19	@ Clemson											
1/22	Virginia											
1/26	Florida State											
1/29	@ NC State											
2/2	@ Boston College											
2/5	Duke											
2/9	Pittsburgh											
2/12	Syracuse											
2/16	Louisville											
2/19	@ Pittsburgh											
2/23	Georgia Tech											
2/26	@ Louisville											





# MADDY WESTBELD 21

6-3 // JUNIOR // FORWARD

KETTERING, OH

FAIRMONT

IG: MADDY.WESTBELD

**SEASON BESTS**

Pts: 25 (vs Wake Forest, 1/12/23)  
 Rebs: 11 (at Miami, 12/29/22)  
 FGM: 10, 2x (last vs Wake Forest, 1/12/23)  
 FGA: 16 (vs Western Michigan, 12/21/22)  
 3FGM: 3, 2x (last vs Western Michigan, 12/21/22)  
 3FGA: 6 (vs Western Michigan, 12/21/22)  
 FTM: 3 (vs Wake Forest, 1/12/23)  
 FTA: 4 (vs Wake Forest, 1/12/23)  
 Ast: 6 (vs Arizona State, 11/26/22)  
 Blk: 4 (vs NIU, 11/7/22)  
 Stl: 2, 5x (vs Wake Forest, 1/12/23)  
 Min: 33 (vs UConn, 12/4/22)

**CAREER BESTS**

Pts: 25, 2x (last vs Wake Forest, 1/12/23)  
 Rebs: 18 (vs Western Ill, 11/11/21)  
 FGM: 10, 3x (last vs Wake Forest, 1/12/23)  
 FGA: 18 (vs Miami OH, 11/29/20)  
 3FGM: 3, 3x (last vs W Mich, 12/21/22)  
 3FGA: 6, 3x (last vs W Mich, 12/21/22)  
 FTM: 8 (at DePaul, 12/22/21)  
 FTA: 10 (at DePaul, 12/22/21)  
 Ast: 6, 2x (last vs Arizona State, 11/26/22)  
 Blk: 4 (vs NIU, 11/7/22)  
 Stl: 3, 6x (last vs NC State, 3/26/22)  
 Min: 39, 3x (last at Pitt, 2/22/21)

**JUNIOR SEASON (2022-23)**

Only Irish player to score 25 points in a game this season (vs Wake Forest, 1/12/23)

Wooden Award Watch List // Katrina McClain Award Watch List

**SOPHOMORE SEASON (2021-22)**

2021-22 Preseason All-ACC // Wooden Award Preseason Watch List // Wooden Award Midseason Top 25

Picked up right where she left off from her Rookie of the Year campaign - averaging 11.8 ppg which ranked 4th on team.

March Maddy - 5 straight games scoring double-digit points. Averaged 7.8 rebounds and 15.2 points in the month of March.

Averaged 15.0 points and 7.3 rebounds during the NCAA Tournament. Maddy shot 60.6 percent, which ranked as the 4th best of all players in the Big Dance who played in multiple games.

Near identical performances in the second round and Sweet 16 --> 13 points, 9 rebounds, 6-of-10 shooting at Oklahoma; then 13 points, 8 rebounds, 6-of-12 shooting against NC State in Bridgeport.

Speaking of her performance in Bridgeport vs NC State, Maddy had to play the five and defend All-American Elissa Cunane after Dodson got into foul trouble. The result, one of her best defensive performances of the year. Westbeld tied her career high of 3 steals.

In her NCAA Tournament debut, Maddy led the team in scoring with 19 points in the win over UMass. She shot 8-for-11 from the field.

**FRESHMAN SEASON (2020-21)**

WBCA All-America Regional Finalist // ACC Rookie of the Year // First Team All-ACC // ACC All-Freshman Team // Two-Time ACC Rookie of the Week (Dec. 7 + Jan. 3) // ACC Newcomer Watch List

ACC Rookie of the Year

ACC Freshmen Rankings: 1st in Scoring, 2nd in Rebounding, 2nd in Steals, 4th in Assists & 4th in Blocks. She was the only freshman in the league to rank in the top-four in all the above-mentioned categories

Only freshman in the country who averaged at least 15 points, 7.5 rebounds, 2.5 assists & 1.4 steals. Overall, she was just one of eight Division I players.

**PREP AND PERSONAL**

Ranked No. 23 overall in 2020 class and fifth at her position

2020 Gatorade Ohio Girls Basketball Player of the Year

2020 McDonald's All-American

2020 Naismith National High School All-America Team

Sister Kat was a member of Notre Dame's 2018 national title team

**SEASON**

8.....	Double-Figure Scoring.....	47
1.....	Double-Figure Rebounds.....	6
1.....	Double-Doubles.....	6
2.....	20-Point Games.....	11

**CAREER**

**2022-23 GAME-BY-GAME STATISTICS**

Date	Opponent	GS/P	MIN	FG-A	3P-A	FT-A	RB	PF	A	TO	ST	BL	PTS
11/7	Northern Illinois	1-1	23:38	6-10	1-1	0-0	8	1	2	2	2	4	13
11/12	California	2-2	15:45	4-6	2-2	2-2	3	4	1	0	2	2	12
11/16	@ Northwestern	3-3	23:57	1-10	1-1	0-0	8	2	1	3	0	1	3
11/20	Ball State	4-4	11:15	2-3	0-0	2-2	2	0	0	1	0	1	6
11/24	vs American	5-5	22:26	3-9	0-2	0-0	9	4	3	2	1	2	6
11/26	vs Arizona State	6-6	20:43	0-2	0-0	3-6	5	1	6	1	0	0	3
12/1	Maryland	7-7	20:26	4-9	0-2	0-0	6	4	2	3	0	1	8
12/4	@ UConn	8-8	33:39	6-11	3-5	2-3	9	3	4	1	0	3	17
12/8	@ Lafayette												[PPD]
12/10	Merrimack	9-9	19:17	5-6	0-1	2-2	7	1	3	1	0	3	12
12/18	@ Virginia Tech	10-10	31:12	5-11	0-2	0-1	9	4	1	2	2	2	10
12/21	Western Michigan	11-11	25:06	10-16	3-6	0-0	8	0	1	0	1	1	23
12/29	@ Miami	12-12	30:06	7-11	1-2	0-0	11	3	4	4	2	3	15
1/1	Boston College	13-13	22:35	3-8	0-1	0-0	2	3	3	2	1	0	6
1/8	@ North Carolina	14-14	26:09	2-10	0-3	0-0	3	3	1	4	0	0	4
1/12	Wake Forest	15-15	24:44	10-15	2-5	3-4	8	1	4	4	2	0	25
1/15	@ Syracuse												
1/19	@ Clemson												
1/22	Virginia												
1/26	Florida State												
1/29	@ NC State												
2/2	@ Boston College												
2/5	Duke												
2/9	Pittsburgh												
2/12	Syracuse												
2/16	Louisville												
2/19	@ Pittsburgh												
2/23	Georgia Tech												
2/26	@ Louisville												

**WESTBELD'S OVERALL CAREER STATISTICS**

Year	Team	GP	MP	FGM	FGA	FG%	3FG	3FGA	3FG%	FT	FTA	FT%	PTS	Avg	ORebs	DRebs	Tot Reb	Avg	AST	TO	STL	BLK	PF	G	DQ	Dbl	Dbl	Tech Fouls	Trpl Dbl
2020-21	Notre Dame		20	637	43	115	245	46.94	19	49	38.78	55	70	78.57	304	15.20	40	117	157	7.85	49	68	27	18	51	20	2	3	
2021-22	Notre Dame		33	954	40	159	330	48.18	23	70	32.86	48	66	72.73	389	11.79	52	157	209	6.33	46	60	38	29	62	33	1	2	
2022-23	Notre Dame		15	350	57	68	137	49.64	13	33	39.39	14	20	70.00	163	10.87	27	71	98	6.53	36	30	13	23	34	15	1	1	
<b>Totals</b>			<b>68</b>	<b>1943</b>	<b>19</b>	<b>342</b>	<b>712</b>	<b>48.03</b>	<b>55</b>	<b>152</b>	<b>36.18</b>	<b>117</b>	<b>156</b>	<b>75.00</b>	<b>856</b>	<b>12.59</b>	<b>119</b>	<b>345</b>	<b>464</b>	<b>6.82</b>	<b>131</b>	<b>158</b>	<b>78</b>	<b>70</b>	<b>147</b>	<b>68</b>	<b>3</b>	<b>6</b>	



# KYLEE WATSON

# 22

6-4 // JUNIOR // FORWARD

LINWOOD, NJ

MAINLAND // OREGON

IG: KYLEE.WATSONN

#### SEASON BESTS

Pts: 15 (vs Cal, 11/12/22)  
 Rebs: 8 (vs American, 11/24/22)  
 FGM: 6 (vs Cal, 11/12/22)  
 FGA: 10 (vs Northwestern, 11/16/22)  
 3FGM:  
 3FGA:  
 FTM: 3, 2x (last vs Merrimack, 12/10/22)  
 FTA: 5 (vs Cal, 11/12/22)  
 Ast: 4, 2x (last vs Maryland, 12/1/22)  
 Blk: 3, 3x (last vs Boston College, 1/1/23)  
 Stl: 2, 2x (last vs Boston College, 1/1/23)  
 Min: 34 (vs Cal, 11/12/22)

#### CAREER BESTS

Pts: 21 (vs McNeese, 12/13/21)  
 Rebs: 8 (vs American, 11/24/22)  
 FGM: 10 (vs McNeese, 12/13/21)  
 FGA: 11 (vs McNeese, 12/13/21)  
 3FGM:  
 3FGA:  
 FTM: 5 (vs Long Beach St, 12/11/21)  
 FTA: 11 (vs Long Beach St, 12/11/21)  
 Ast: 4, 2x (last vs Maryland, 12/1/22)  
 Blk: 3, 4x (last vs Boston College, 1/1/23)  
 Stl: 3, 4x (last vs Oregon St, 2/11/22)  
 Min: 34 (vs Cal, 11/12/22)

#### JUNIOR SEASON AT NOTRE DAME (2022-23)

Through seven games at Notre Dame, Watson posted double-figure points four times. She did so just four times total in two years at Oregon.

#### SOPHOMORE SEASON AT OREGON (2021-22)

One of three Ducks who played in all 32 games, averaging 16.3 minutes

Led the team in shooting percentage, converting 54.8 percent (51-of-93) from the floor.

Career high 21 points on 10-of-11 shooting against McNeese. She was the first Duck since Ruthy Hebard on Nov. 11, 2019 to shoot at least 90 percent in a game while making at least 10 field goals

Connected on 12 straight field goals between the Dixie State and Oklahoma games in November

Shot a perfect 8-for-8 while scoring 16 points against Dixie State. Also posted three steals and three assists

Hit her career high of seven rebounds four times this season

Averaged 3.8 points and 2.4 rebounds

#### FRESHMAN SEASON (2020-21)

Appeared in 18 of Oregon's 24 games as a true freshman, averaging 2.2 points and 1.3 rebounds per game

Shot 55.2 percent (16-of-29) from the floor

#### TEAM USA

Competed for Team USA at the 2021 3x3 Nations League

Member of the USA U-16 National Team in 2017

#### PREP AND PERSONAL

One of five five-star freshmen to join Oregon's team in 2020 (No. 1 recruiting class in the country)

No. 17 recruit in the nation

2020 McDonald's All-American and Jordan Brand Classic selection

2020 New Jersey State Player of the Year

#### SEASON

5..... Double-Figure Scoring.....9  
 0..... Double-Figure Rebounding.....0  
 0..... Double-Doubles.....0  
 0..... 20-Point Games.....1

#### CAREER

#### 2022-23 GAME-BY-GAME STATISTICS

Date	Opponent	GS/P	MIN	FG-A	3P-A	FT-A	RB	PF	A	TO	ST	BL	PTS
11/7	Northern Illinois	1-1	25:00	4-7	0-0	1-2	1	0	4	0	2	2	9
11/12	California	2-2	34:15	6-8	0-0	3-5	7	2	1	2	0	0	15
11/16	@ Northwestern	3-3	27:19	4-10	0-0	0-2	7	1	3	1	1	1	8
11/20	Ball State	4-4	19:12	1-1	0-0	0-0	4	2	0	3	0	0	2
11/24	vs American	5-5	24:51	4-7	0-0	2-4	8	3	1	2	1	1	10
11/26	vs Arizona State	6-6	30:42	5-6	0-0	0-0	4	2	2	2	0	0	10
12/1	Maryland	7-7	32:36	4-8	0-0	2-4	2	3	4	3	0	3	10
12/4	@ UConn	8-8	10:45	1-1	0-0	0-0	0	3	0	1	1	0	2
12/8	@ Lafayette					[PPD]							
12/10	Merrimack	9-9	15:59	3-4	0-0	3-4	3	0	1	1	0	1	9
12/18	@ Virginia Tech	10-10	19:23	1-6	0-0	0-0	5	3	0	1	1	3	2
12/21	Western Michigan	11-11	19:22	5-5	0-0	0-2	4	0	0	2	0	1	10
12/29	@ Miami	12-12	16:07	1-2	0-0	0-0	3	3	0	2	0	0	2
1/1	Boston College	13-13	17:51	2-6	0-0	2-2	4	0	1	2	2	3	6
1/8	@ North Carolina	14-14	17:32	0-1	0-0	0-0	0	2	0	2	0	0	0
1/12	Wake Forest	15-15	15:01	2-3	0-0	0-2	3	1	0	1	0	0	4
1/15	@ Syracuse												
1/19	@ Clemson												
1/22	Virginia												
1/26	Florida State												
1/29	@ NC State												
2/2	@ Boston College												
2/5	Duke												
2/9	Pittsburgh												
2/12	Syracuse												
2/16	Louisville												
2/19	@ Pittsburgh												
2/23	Georgia Tech												
2/26	@ Louisville												

#### WATSON'S OVERALL CAREER STATISTICS

Year	Team	GP	MP	FGM	FGA	FG%	3FG	3FGA	3FG%	FT	FTA	FT%	PTS	Avg	ORebs	DRebs	Tot Reb	Avg	AST	TO	STL	BLK	PF	G	DQ	DbI	DbI	Tech Fouls	Trpl DbI
2020-21	Oregon	18	148:03	16	29	55.17				7	21	33.33	39	2.17	5	19	24	1.33	4	12	3	9	22	18					
2021-22	Oregon	32	522:42	51	93	54.84				18	44	40.91	120	3.75	34	60	94	2.94	27	36	19	18	76	32	2				
2022-23	Notre Dame	15	325:54	43	75	57.33				13	27	48.15	99	6.60	18	37	55	3.67	17	25	9	17	25	15					
Totals		65	996:39	110	197	55.84				38	92	41.30	258	3.97	57	116	173	2.66	48	73	31	44	123	65	2				



# SARAH CERNUGEL

# 25

5-4 // JUNIOR // GUARD

WESTMONT, IL

HINSDALE CENTRAL

IG: SARAH.CERNUGEL

#### SEASON BESTS

Pts: 2 (vs Merrimack, 12/10/22)  
 Rebs:  
 FGM: 1 (vs Merrimack, 12/10/22)  
 FGA: 2 (vs Boston College, 1/1/23)  
 3FGM:  
 3FGA:  
 FTM:  
 FTA:  
 Ast:  
 Blk:  
 Stl:  
 Min: 3, 2x (last vs Boston College, 1/1/23)

#### CAREER BESTS

Pts: 2, 3x (last vs Merrimack, 12/10/22)  
 Rebs: 1 (vs Ohio, 11/9/21)  
 FGM: 1, 3x (last vs Merrimack, 12/10/22)  
 FGA: 4 (vs Bryant, 11/21/21)  
 3FGM:  
 3FGA: 2 (vs Bryant, 11/21/21)  
 FTM:  
 FTA:  
 Ast: 1 (vs Bryant, 11/21/21)  
 Blk:  
 Stl:  
 Min: 7 (vs Bryant, 11/21/21)

#### JUNIOR SEASON (2022-23)

Scored first points of the year with a bucket against Merrimack

Saw first game action of the year at Northwestern in front of a hometown crowd

#### PREP AND PERSONAL

Started in all 20 games and averaged 32.5 minutes at Hinsdale Central

Lettered three years in basketball playing the point guard position, and four years in soccer playing forward/midfield

Made the playoffs all three years in hoops, achieving a combined 27 victories

Two-time All-Conference

Two-time Team MVP

Averaged 9.8 ppg, 3.1 apg, 1.9 rpg and 1.7 spg during senior year

Won the Robert Bell Female Citizen Athlete Award – Top female athlete at Hinsdale Central High

Junior Board Member of the Mend a Heart Foundation – non-profit organization that helps enrich the lives of children born with heart defects

Wants to be a date analyst for a professional sports team. Dream job would be working for the Chicago Bears

#### 2022-23 GAME-BY-GAME STATISTICS

Date	Opponent	GS/P	MIN	FG-A	3P-A	FT-A	RB	PF	A	TO	ST	BL	PTS
11/7	Northern Illinois												
11/12	California												
11/16	@ Northwestern	0-1	1:34	0-0	0-0	0-0	0	0	0	0	0	0	0
11/20	Ball State	0-2	1:56	0-0	0-0	0-0	0	1	0	0	0	0	0
11/24	vs American	0-3	0:42	0-0	0-0	0-0	0	0	0	0	0	0	0
11/26	vs Arizona State	0-4	0:10	0-0	0-0	0-0	0	0	0	0	0	0	0
12/1	Maryland												
12/4	@ UConn												
12/8	@ Lafayette												
12/10	Merrimack	0-5	3:23	1-1	0-0	0-0	0	2	0	0	0	0	2
12/18	@ Virginia Tech												
12/21	Western Michigan	0-6	2:54	0-1	0-0	0-0	0	0	0	0	0	0	0
12/29	@ Miami												
1/1	Boston College	0-7	3:22	0-2	0-0	0-0	0	0	0	0	0	0	0
1/8	@ North Carolina												
1/12	Wake Forest	0-8	1:37	0-0	0-0	0-0	0	0	0	0	0	0	0
1/15	@ Syracuse												
1/19	@ Clemson												
1/22	Virginia												
1/26	Florida State												
1/29	@ NC State												
2/2	@ Boston College												
2/5	Duke												
2/9	Pittsburgh												
2/12	Syracuse												
2/16	Louisville												
2/19	@ Pittsburgh												

#### CERNUGEL'S OVERALL CAREER STATISTICS

Year	Team	GP	MP	FGM	FGA	FG%	3FG	3FGA	3FG%	FT	FTA	FT%	PTS	Avg	ORebs	DRebs	Tot Reb	Avg	AST	TO	STL	BLK	PF	G	DQ	DbI	DbI	Tech Fouls	Trpl DbI
2021-22	Notre Dame	10	18:59	2	7	28.57		3	0.00				4	0.40	1		1	0.10	1	1			1	10					
2022-23	Notre Dame	8	15:38	1	4	25.00							2	0.25									3	8					
<b>Totals</b>		<b>18</b>	<b>34:37</b>	<b>3</b>	<b>11</b>	<b>27.27</b>		<b>3</b>					<b>6</b>	<b>0.33</b>	<b>1</b>		<b>1</b>	<b>0.06</b>	<b>1</b>	<b>1</b>		<b>4</b>	<b>18</b>						



# LAUREN EBO 33

6-4 // GRADUATE // CENTER

WASHINGTON, D.C.

RIVERDALE BAPTIST // TEXAS // PENN STATE

IG: LAURENNEBOO

### GRADUATE SEASON AT NOTRE DAME (2022-23)

One of the top bench players in the ACC, putting up numbers that consistently rank in the top-three of several categories amongst non-starters

Put up 19 rebounds at UNC, topping a previous career-high of 14

Has twice broken her career high in points, post 19 against Northwestern and 20 against Arizona State

Lisa Leslie Award Watch List

### SENIOR SEASON AT TEXAS (2021-22)

2022 Big 12 All-Tournament Team

2022 All-Big 12 Honorable Mention

Final year in Austin was her best statistically, with season average highs in points (8.0 ppg) and rebounds (6.7 rpg)

Started in 30 of 35 games played, averaging 26.6 minutes

Posted her best shooting season, converting 48.1 percent from the floor

Tallied four double-doubles, which led the team

Season high 17 points in back-to-back games vs Oklahoma State and Kansas State in March

### JUNIOR SEASON AT TEXAS (2020-21)

Appeared in 22 games making one start.

Averaged 4.7 points per game and 4.4 boards per game.

Ranked second on the team in field goal percentage shooting at a 45.8 percent (44-of-96) clip.

### SOPHOMORE SEASON AT PENN STATE (2019-20)

Played in each of her team's 30 games with 17 starts.

Averaged 5.3 points per game and 4.8 rebounds per game.

### FRESHMAN SEASON AT PENN STATE (2018-19)

Played in 29 games with 11 starts

Averaged 5.7 points and 5.8 rebounds per game

### PREP AND PERSONAL

Played her first two seasons at Paul VI Catholic High School before transferring to Riverdale Baptist School for her final two years.

Recorded 233 points and 171 rebounds as a senior captain.

Brother, Mark, played football at Holy Cross

### SEASON BESTS

Pts: 20 (vs Arizona State, 11/26/22)  
 Rebs: 19 (at North Carolina, 1/8/23)  
 FGM: 8 (at Northwestern, 11/16/22)  
 FGA: 10, 4x (last at North Carolina, 1/8/23)  
 3FGM:  
 3FGA:  
 FTM: 9 (vs Merrimack, 12/10/22)  
 FTA: 14 (vs Arizona State, 11/26/22)  
 Ast: 2, 3x (last vs Boston College, 1/1/23)  
 Blk: 3 (vs Ball State 11/20/22)  
 Stl: 3 (at North Carolina, 1/8/23)  
 Min: 29 (vs UConn 12/4/22)

### CAREER BESTS

Pts: 20 (vs Arizona State, 11/26/22)  
 Rebs: 19 (at North Carolina, 1/8/23)  
 FGM: 8 (at Northwestern, 11/16/22)  
 FGA: 13 (at TCU, 1/22/22)  
 3FGM:  
 3FGA:  
 FTM: 9 (vs Merrimack, 12/10/22)  
 FTA: 14 (vs Arizona State, 11/26/22)  
 Ast: 4 (vs Iowa St, 3/12/22)  
 Blk: 5 (vs Jackson St, 12/1/21)  
 Stl: 3, 2x (last at North Carolina, 1/8/23)  
 Min: 38 (vs Kansas, 1/12/22)

### SEASON

9..... Double-Figure Scoring.....33  
 3..... Double-Figure Rebounds.....17  
 2..... Double-Doubles.....10

### CAREER

### 2022-23 GAME-BY-GAME STATISTICS

Date	Opponent	GS/P	MIN	FG-A	3P-A	FT-A	RB	PF	A	TO	ST	BL	PTS
11/7	Northern Illinois	0-1	20:45	4-8	0-0	2-2	6	2	0	0	1	1	10
11/12	California	0-2	14:51	1-2	0-0	6-6	3	5	1	5	1	1	8
11/16	@ Northwestern	0-3	13:18	8-9	0-0	3-4	7	4	0	1	0	0	19
11/20	Ball State	0-4	27:19	4-8	0-0	3-6	10	3	1	4	1	3	11
11/24	vs American	0-5	11:23	1-7	0-0	1-2	4	5	1	1	0	0	3
11/26	vs Arizona State	0-6	24:21	6-10	0-1	8-14	9	1	1	0	1	0	20
12/1	Maryland	0-7	21:20	0-5	0-0	1-2	2	2	2	2	1	1	1
12/4	@ UConn	0-8	29:39	6-10	0-0	0-0	4	3	1	5	2	2	12
12/8	@ Lafayette												[PPD]
12/10	Merrimack	0-9	18:33	4-5	0-0	9-9	7	0	1	0	0	1	17
12/18	@ Virginia Tech	0-10	22:01	7-10	0-0	1-1	5	3	0	2	0	0	15
12/21	Western Michigan	0-11	15:41	3-5	0-0	0-0	5	5	2	3	1	1	6
12/29	@ Miami	0-12	28:58	5-10	0-0	1-4	10	2	1	2	0	1	11
1/1	Boston College	0-13	21:46	2-4	0-0	1-2	6	3	2	1	1	0	5
1/8	@ North Carolina	0-14	27:55	2-10	0-0	3-4	19	4	0	3	3	1	7
1/12	Wake Forest	0-15	19:37	3-4	0-0	4-4	5	3	0	2	1	1	10
1/15	@ Syracuse												
1/19	@ Clemson												
1/22	Virginia												
1/26	Florida State												
1/29	@ NC State												
2/2	@ Boston College												
2/5	Duke												
2/9	Pittsburgh												
2/12	Syracuse												
2/16	Louisville												
2/19	@ Pittsburgh												

### EBO'S OVERALL CAREER STATISTICS

Year	Team	GP	MP	FGM	FGA	FG%	3FG	3FGA	3FG%	FT	FTA	FT%	PTS	Avg	OREbs	DREbs	Tot Reb	Avg	AST	TO	STL	BLK	PF	G	DQ	DbI	Tech Fouls	Trpl Dbl			
2018-19	Penn St.		29	620	19	71	152	46.71					24	48	50.00	166	5.72	63	106	169	5.83	10	53	11	29	81	29	3	2	0	
2019-20	Penn St.		30	613	34	61	146	41.78		1	0.00		37	56	66.07	159	5.30	44	101	145	4.83	20	47	5	21	67	30	1	1	0	
2020-21	Texas		22	392	21	44	96	45.83					15	24	62.50	103	4.68	40	56	96	4.36	5	17	4	8	36	22				
2021-22	Texas		35	928	28	101	210	48.10					78	118	66.10	280	8.00	97	139	236	6.74	22	46	20	27	91	35	2	4		
2022-23	Notre Dame		15	317	26	56	107	52.34	1	0.00			43	60	71.67	155	10.33	43	62	105	7.00	13	29	13	13	45	15	3	2		
<b>Totals</b>			<b>131</b>	<b>2872</b>	<b>09</b>	<b>333</b>	<b>711</b>	<b>46.84</b>	<b>2</b>				<b>197</b>	<b>306</b>	<b>64.38</b>	<b>863</b>	<b>6.59</b>	<b>287</b>	<b>464</b>	<b>751</b>	<b>5.73</b>	<b>70</b>	<b>192</b>	<b>53</b>	<b>98</b>	<b>320</b>	<b>131</b>	<b>5</b>	<b>10</b>	<b>3</b>	<b>0</b>



## LAST TIME NOTRE DAME ...

### SCORING

Player scored 25 points	Maddy Westbeld (25), vs Wake Forest, 1/12/23
Player scored 30 points	Olivia Miles (30) vs Boston College, 1/30/2022
Player scored 35 points	Jessica Shepard (39) vs DePaul, 12/17/17
Player scored 40 points	Jewell Loyd (41) at DePaul, 12/10/14
Player came off bench and scored 20 points	Lauren Ebo (20) vs ASU, 11/26/22 (@Bimini, Bahamas)
Two players scored 20 points	Sonia Citron (24) & Olivia Miles (21) at Northwestern 11/16/22
Three players scored 20 points	Dara Mabrey (29), Sonia Citron (25), Maya Dodson (20) vs Oklahoma, 3/21/22 (NCAA 2nd Round)
Three players scored 20 points/consecutive games	Arike Ogunbowale (30), Jessica Shepard (24), Marina Mabrey (23) vs CSUN, 3/16/18; Arike Ogunbowale (24), Jessica Shepard (25), Jackie Young (24) vs Villanova, 3/18/18
Two players scored 25 points	Dara Mabrey (29), Sonia Citron (25) vs Oklahoma, 3/21/22 (Norman, Okla.)
Player scored 25 points/consecutive games	Arike Ogunbowale (27 vs. Georgia Tech, 2/11/18; 27 at Virginia, 2/15/18)
None in double figures	at Seton Hall, 2/8/04
One in double figures	Brianna Turner (25) vs. Duke, 1/26/17
Six in double figures	See seven in double figures
Seven in double figures	Lauren Ebo (17), Dara Mabrey (14), Olivia Miles (13), Sonia Citron (13), Nat Marshall (13), Maddy Westbeld (12), KK Bransford (10) vs Merrimack, 12/10/22
Eight in double figures	Devereaux Peters (20), Natalie Achonwa (19), Kaila Turner (14), Natalie Novosel (13), Skylar Diggins (11), Brittany Mallory (11), Kayla McBride (11) and Markisha Wright (11) vs. Pittsburgh, 1/17/12
ND scored 55 points/half	55 (1st half) vs Merrimack, 12/10/22
ND scored 60 points/half	60 (1st half) vs Oklahoma, 3/21/2022 (NCAA 2nd Round)
ND scored 50 points in both halves	55 (1st) & 53 (2nd) vs Merrimack, 12/10/22
ND scored 100 points/game	108 vs Merrimack, 12/10/22
ND scored 100 points/home game	108 vs Merrimack, 12/10/22
ND scored 100 points/neutral site	100 vs. Duquesne, 12/1/13 (@ Toronto, Ontario)
ND scored 100 points/conference game	103 vs Virginia, 3/3/19
ND scored fewer than 15 points/half	15 (1st half) vs Louisville, 2/27/22
ND scored fewer than 20 points/half	18 (2nd half) at Duke, 1/16/20
ND scored fewer than 50 points/game	47 at Louisville 2/13/22

### FIELD GOAL SHOOTING

Player made every shot from the field (min. 7)	Jessica Shepard (8-8) vs Binghamton, 12/16/18
ND shot 55 percent/consecutive games	56.1 (32-57) vs UConn, 12/4/22; 55.6 (35-63) vs Merrimack, 12/10/22
ND shot 60 percent/game	60.3 (41-68) vs Ohio, 11/9/2021
ND shot 65 percent/game	69.8 (37-53) vs WKU, 12/19/18
ND shot 70 percent/game	70.2 (40-57) at Mercer, 12/30/11
ND shot below 25 percent/game	24.5 (13-53) at West Virginia, 1/13/08
ND shot below 30 percent/game	28.1 (16-57) at North Carolina, 1/8/23
ND shot below 35 percent/game and won	33.3 (23-69) at Pitt, 1/2/20
ND shot 65 percent/half	65.4 (17-26) vs UConn, 12/4/22
ND shot 70 percent/half	See 75
ND shot 75 percent or greater/half	75.8 (22-29), 2nd half at Clemson, 1/31/19
ND shot below 25 percent/half	22.2 (6-27), 1st half vs Louisville, 2/27/2022
ND shot below 30 percent/half	29.6 (8-27), 2nd half at North Carolina, 1/8/23

### THREE-POINT SHOOTING

Player made 5 three-pointers/half	Dara Mabrey (1st half) vs Ball State 11/20/22
At least 5 made consecutive threes	Dara Mabrey (5 straight without missing), vs Oklahoma, 3/21/2022 (NCAA 2nd Round)
Player made 6 three-pointers	See 7
Player made 7 three-pointers	Dara Mabrey vs Oklahoma, 3/21/2022 (NCAA 2nd Round)
Player made 8 three-pointers	Sheila McMillen vs. St. John's, 2/28/98 (@ Piscataway, N.J.)
Player attempted 10 three-pointers	Dara Mabrey (11) at North Carolina, 1/8/23
ND made 10 three-pointers	10 vs Oklahoma, 3/21/2022 (NCAA 2nd Round)
ND did not make a three-pointer	vs. Saint Joseph's (Pa.), 12/21/14
ND attempted 25 three-pointers	25 vs Oklahoma, 3/21/2022 (NCAA 2nd Round)
ND shot 60 percent 3FG (min. 5 att.)	70.0 (7-10) vs Miami, 1/19/20

### FREE-THROW SHOOTING

Player made 10 free-throws	Sonia Citron (11) vs AU, 11/24/22
Player made 15 free-throws	Jewell Loyd (15) at DePaul, 12/10/14
Player attempted 15 free-throws	Brianna Turner (16) at North Carolina, 1/15/15
Player made 10 for 10 or better	11-11 by Sonia Citron vs Oklahoma, 3/21/2022 (NCAA 2nd Round)
ND shot 90 percent (min. 10 att.)	95.0 (19-20) at Pitt, 1/23/22
ND shot below 50 percent (min. 10 att.)	45.0 (9-20) at Clemson, 12/20/2020
ND made 30 free-throws	34 (attempted 38) vs Merrimack, 12/10/22
ND made fewer than five FTs	4 (attempted 7) vs UConn, 12/4/22
ND attempted 40 free-throws	46 (made 31) vs. UCLA, 11/28/15 (@ Freeport, Bahamas)
ND attempted fewer than five FTs	5 (made 4) vs NC State, 3/26/2022 (Bridgeport, CT)

### REBOUNDS

Player had 15 rebounds	Lauren Ebo (19) at North Carolina, 1/8/23
Player had 20 rebounds	Natalie Achonwa (20) vs. South Florida, 3/10/13 (@ Hartford, Conn.)
Two players had double-figure rebounds	Maddy Westbeld (11) & Lauren Ebo (10), at Miami, 12/29/22
Three players had double-figure rebounds	Jessica Shepard (12), Kathryn Westbeld (10), and Jackie Young (10) vs Marquette, 12/20/17
ND had 50 rebounds	56 vs Merrimack, 12/10/22
ND had 25 offensive rebounds	25 vs Iowa, 11/29/18
ND had 30 offensive rebounds	30 vs Longwood, 12/28/11

### DOUBLE-DOUBLES

Points & rebounds/3 consecutive games	See 4
Points & rebounds/4 consecutive games	Jessica Shepard (24/14) vs Texas A&M, 3/30/19; (11/14) vs Stanford, 4/1/19; (20/13) vs UConn, 4/5/19; (11/10) vs Baylor, 4/7/19
Points & rebounds/5 consecutive games	Jessica Shepard (17/10) vs Florida State, 3/3/18; (23/10) vs Louisville, 3/4/18; (24/10) vs CSUN, 3/16/18; (25/10) vs Villanova, 3/18/18; (13/10) vs Texas A&M, 3/24/18 (Spokane, Wash.)
Points & assists	See latest Olivia Miles triple double
Rebounds & assists	See latest Olivia Miles triple double
Points & assists/consecutive games	Niele Ivey (12/10) at Valparaiso, 11/17/00; (14/11) vs. Arizona, 11/20/00
Two players had double-doubles	Maddy Westbeld (15p/11r) & Lauren Ebo (11p/10r) at Miami, 12/29/22
Three players had double-doubles	Jessica Shepard (20p/13r), Brianna Turner (15p/15r), Marina Mabrey (12p/12a), vs UConn, 4/5/19 (Tampa)
20+ points and 10+ rebounds	Sonia Citron (24/10) vs Maryland (12/1/22)
30+ points and 10+ rebounds	Jessica Shepard vs Louisville, 3/10/19 (Greensboro, N.C.)
40+ points and 10+ rebounds	Jewell Loyd (41/12) vs DePaul, 12/10/14
15 points and 15 rebounds	Anaya Peoples (22p/15r) vs DePaul, 12/11/19
20 points and 20 rebounds	Natalie Achonwa (20/20) vs. South Florida, 3/10/13 (@ Hartford, Conn.)

### TRIPLE DOUBLES (11 in school history)

Olivia Miles (13p/13r/14a) vs Merrimack, 12/10/22
Olivia Miles (12p/11r/11a) vs UMass, 3/19/2022 (Norman, OK)
Olivia Miles (11p/13r/13a) at Valpo, 12/8/2021
Jackie Young (22p/10r/11a) vs Virginia, 3/3/19
Jackie Young (16p/12r/10a) at Tennessee, 1/24/19
Lindsay Allen (11p/11r/12a) at Chattanooga, 12/27/16
Marina Mabrey (18p/10a/12s) at Valparaiso, 11/23/15
Skylar Diggins (17p/10r/10a) at DePaul, 2/24/13
Skylar Diggins (22p/10r/11a) vs. Maryland, 3/27/12 (@ Raleigh, N.C.)
Sara Liebscher (17p/12r/10a) vs. Detroit, 2/15/90
Mary Gavin (11p/14a/10s) vs. Marquette, 1/31/87

### ASSISTS

Player had 10 assists	Olivia Miles (12) vs Western Michigan, 12/21/22
Player had 10 assists/consecutive games	Olivia Miles - 11 vs UMass, 3/19/2022 (NCAA 1st Round) ; 12 vs Oklahoma, 3/21/2022 (NCAA 2nd Round)
Player had 15 assists	Mary Gavin (17) at Marquette, 2/28/87
ND had 30 assists	31 vs Ohio, 11/9/2021
ND had fewer than 10 assists	7 at North Carolina, 1/8/23
ND had fewer than 5 assists	3 vs Villanova, 3/8/09 (@ Hartford, Conn.)

### BLOCKED SHOTS

Player blocked 5 shots	Maya Dodson (5) at Louisville, 2/13/2022
Player blocked 6 shots	Maya Dodson (6) vs Boston College, 1/30/2022
Player blocked 7 shots	Brianna Turner (7) vs. Boston College, 2/23/17
Player blocked 10 shots	Amanda Barksdale (11) vs. Boston College, 2/10/02
ND blocked 10 shots	10 vs Purdue Fort Wayne, 12/12/2021
ND blocked 15 shots	16 vs. Boston College, 2/10/02
ND blocked 0 shots	vs. Boston College, 1/14/18

### STEALS

Player had 5 steals	Olivia Miles (5) at Virginia Tech, 12/18/22
Player had 10 steals	Marina Mabrey (12) at Valparaiso, 11/23/15
ND had 20 steals	21 vs. Saint Francis (Pa.), 12/31/12

### TURNOVERS

ND committed 25 or more	25 vs Georgia, 11/26/2021
ND committed 25 or more and won	
ND committed 30 or more	30 at West Virginia, 2/22/11
ND committed 10 or fewer	10 vs Merrimack, 12/10/22
ND committed 10 or fewer/consecutive games	9 vs Texas A&M, 3/30/19 (Chicago); 7 vs Stanford, 4/1/19 (Chicago); 9 vs UConn, 4/5/19 (Tampa); 10 vs Baylor, 4/7/19 (Tampa)
ND committed 5 or fewer	5 vs. Louisville, 3/4/17 (@ Conway, S.C.)



## MISCELLANEOUS

Led team in points/rebounds/assists  
Hit "final minute" game-winning shot  
Four-point play  
Made shot from midcourt or beyond  
Played every minute  
Played more than 40 minutes  
ND rallied from 10-point deficit to win  
ND rallied from 15-point deficit to win  
ND rallied from 20-point deficit to win  
ND scored 20 straight points  
ND scored 25 straight points  
ND scored 30 straight points  
Sold out Purcell Pavilion

## OVERTIME

ND played an OT game  
ND played multiple overtimes  
ND won an OT game  
ND won an OT game at home  
ND won an OT game on the road  
ND lost an OT game

## RANKINGS

Played the No. 1 team in the AP poll  
Played the No. 1 team in the WBCA/USA Today poll  
Defeated top-5 opponent  
Defeated top-10 opponent  
Defeated top-10 opponent at home  
Defeated top-10 opponent on the road  
Defeated top-10 opponent by double digits

## SCORING MARGINS

ND won by 40-plus points  
ND won by 50-plus points  
ND won by 60-plus points  
ND won by 70-plus points  
ND lost by 20-29 points  
ND lost by 20-29 points at home  
ND lost by 20-29 points on the road  
ND lost by 30-plus points  
ND lost by 30-plus points

Olivia Miles (16p/13r/7a) at Virginia Tech, 12/18/22  
Marta Sniezek (0:45 remaining) at Florida State, 3/1/20  
Madison Cable (9:52, 2nd half) vs. Wake Forest, 2/1/15  
Arike Ogunbowale (50 feet at 0:00, 2nd half) vs. Louisville, 3/4/18  
Sonia Citron, at Florida State, 2/6/2022  
Sonia Citron (41:44) at Georgia Tech, 2/17/2022  
Trailed Florida State, 41-30 (6:50 - 3rd), won 70-67, 3/1/20  
Trailed Mississippi State, 40-25 (6:41, 3rd), won 61-58, 4/1/18 (Columbus, Ohio)  
Trailed vs Tennessee, 37-14 (7:03 - 2nd); won 84-70, 1/18/18  
23-0 run vs Bryant, 11/21/2021  
25-0 run vs. Bethune-Cookman, 3/23/19  
36-0 run vs. Southeast Missouri State, 1/2/11 vs UConn, 12/4/22 (9,149)

at Georgia Tech (W, 72-66, OT), 2/17/2022  
vs. Connecticut (W, 96-87, 3ot), 3/4/13  
at Georgia Tech (W, 72-66, OT), 2/17/2022  
See played an OT game  
at Georgia Tech (W, 72-66, OT), 2/17/2022  
vs Georgia (L, 71-67, OT), 11/26/21

at Louisville (L, 71-65), 2/7/2021  
vs Baylor (L, 82-81), 4/7/19 (Tampa)  
vs No. 3 UConn (W, 74-60), 12/4/22  
at No. 6 Virginia Tech (W, 63-52), 12/18/22  
See top-5  
at No. 6 Virginia Tech (W, 63-52), 12/18/22  
at No. 6 Virginia Tech (W, 63-52), 12/18/22

See 60  
See 60  
64 — at ND 108, Merrimack 44, 12/10/22  
75 — at ND 104, Holy Cross 29, 11/23/14  
22 — vs Louisville, 86, ND 64, 2/27/2022  
22 — vs Louisville, 86, ND 64, 2/27/2022  
26 — at Louisville, 73, ND 47, 2/13/2022  
33 — at Louisville 82, ND 49, 2/16/20  
33 — at Louisville 82, ND 49, 2/16/20

## LAST TIME OPPONENT ...

## SCORING

Player scored 25 points  
Player scored 30 points  
Player scored 35 points  
Two players scored 20 points  
Three players scored 20 points  
Two players scored 25 points  
None in double figures  
Five in double figures  
Six in double figures  
Scored 50 points/half  
Scored 55 points/half  
Scored 60 points/half  
Scored 100 points/game  
Scored 100 points/non-conference game  
Scored 15 or fewer/half  
Scored 20 or fewer/half  
Scored fewer than 40 points/game

See 30  
Diamond Miller (31), Maryland, 12/1/22  
Chennedy Carter (35), Texas A&M, 3/30/19 (Chicago)  
Sam Breen (31) & Sydney Taylor (21), UMass, 3/19/2022 (Norman, OK)  
Sonya Morris (29), Chante Stonewall (20) & Dee Bekelja (20), DePaul, 12/11/19  
Brittney Griner (32) and Odyssey Sims (25) at Baylor, 11/20/11 at Northwestern, 11/16/22  
Aneesah Morrow (19), Deja Church (13), Lexi Held (18), Sonya Morris (15), Darrione Rogers (14), at DePaul, 12/22/2021  
Erika Davenport (19), Danielle King (12), Natisha Hiedeman (12), Allazia Blockton (20), Amani Wilborn (10), Isabelle Spingola (12), Marquette, 12/20/17  
54 (1st half), vs Louisville, 2/27/2022  
56 (1st half), at Louisville, 1/11/18  
63 (2nd half), Northwestern State, 3/24/95 (@ Amarillo, Texas)  
105, DePaul, 12/11/19  
105, DePaul, 12/11/19  
13 (1st half), Georgia Tech, 2/3/19  
16 (1st half), vs Boston College, 1/1/23  
35, vs Bryant, 11/21/2021

## FIELD GOAL SHOOTING

Shot 55 percent/game  
Shot 60 percent/game  
Shot below 20 percent/game

58.5 (38-65), vs Louisville, 2/27/22  
65.1 (41-63), at Louisville, 1/11/18  
18.6 (11-59), Holy Cross, 11/23/14

Shot below 25 percent/game  
Shot below 30 percent/game  
Shot 60 percent/half  
Shot 65 percent/half  
Shot 70 percent/half  
Shot 70 percent/half  
Shot below 20 percent/half  
Shot below 25 percent/half

## THREE-POINT SHOOTING

Player made 5 three-pointers  
Player made 6 three-pointers  
Player made 7 or more three-pointers  
Player attempted 10 three-pointers  
Made 10 three-pointers  
Did not make a three-pointer  
Attempted 30 three-pointers  
Shot 50 percent 3FG (min. 5 att.)  
Shot 60 percent 3FG (min. 5 att.)

## FREE-THROW SHOOTING

Player made 10 free-throws  
Player made 15 free-throws  
Player attempted 15 free-throws  
Player made 10 for 10 or better  
Shot 90 percent (min. 10 att.)  
Shot below 50 percent (min. 10 att.)  
Made 30 free-throws  
Made 5 or fewer FTs  
Attempted 40 free-throws  
Attempted fewer than five FTs

## REBOUNDS

Player had 15 rebounds  
Player had 20 rebounds  
Two players had double-figure rebounds  
Three players had double-figure rebounds  
Had 50 rebounds  
Out-rebounded ND by 10 or more

## DOUBLE-DOUBLES

Points & assists  
Points & steals  
Assists & rebounds  
Two players had double-doubles

Three players had double-doubles

15 points and 15 rebounds  
20 points and 10 rebounds  
20 points and 20 rebounds  
30 points and 10 rebounds

## TRIPLE-DOUBLES

Points, rebounds, assists  
Points, rebounds, steals

## ASSISTS

Player had 10 assists  
Player had 15 assists  
Had 25 assists  
Had 30 assists  
Had fewer than 10 assists  
Had 5 or fewer assists

## BLOCKED SHOTS

Player blocked 5 shots  
Blocked 10 shots  
Blocked 15 shots  
Blocked 0 shots

## STEALS

Player had 6 steals

24.1 (14-58), at Georgia Tech, 1/2/17  
29.4 (20-68), at Virginia Tech, 12/18/22  
60.0 (15-25), 2nd half at Florida State, 2/6/2022  
67.6 (23-34), 1st half vs Louisville, 2/27/22  
71.8 (23-32), 1st half at Louisville, 1/11/18  
71.8 (23-32), 1st half at Louisville, 1/11/18  
17.6 (6-34), 1st half at Boston College, 2/13/20  
21.9 (7-32), 1st half vs Boston College, 1/1/23

Jayne DeCesare (5) vs Merrimack, 12/10/22  
Makayla Dickens (6), at Boston College, 1/20/2022  
Gina Conti (8), Wake Forest, 1/14/2021  
Georgia Amooore (11) at Virginia Tech, 12/18/22  
11, at Boston College, 1/20/2022  
Boston College, 1/1/23  
39, Virginia Tech, 1/21/2021  
50.0 (10-20) at Duke, 1/2/2022  
64.7 (11-17) at Louisville, 1/11/18

Nia Clouden (11) at Michigan State, 12/2/2021  
Nok Duany (15) at Georgetown, 2/23/02  
Kiara Lewis (18) at Syracuse, 1/5/20  
Allisha Gray (10-10) at North Carolina, 1/15/15  
90.9 (10-11), at N.C. State, 2/18/19  
45.5 (10-22) at Northwestern, 11/16/22  
32 (attempted 37), Illinois, 11/24/98  
3 (attempted 6) vs Merrimack, 12/10/22  
45 (made 28), at South Florida, 1/13/07  
4 (made 2), vs Louisville, 2/27/22

See 20  
Elizabeth Kitley (20) at Virginia Tech, 12/18/22  
Emma Guy (12) & Taylor Soule (12), Boston College, 1/9/20  
Aurora Adams (16), Brenda McCunn (11) and Paula Langseth (10), Hawaii, 3/22/81 (@ Anchorage, Alaska)  
50, at Louisville, 2/13/2022  
18, vs Louisville, 2/27/2022

Tiana Mangakahia (19p/11a), at Syracuse, 1/31/2021  
Alexis Jones (16/10) at Duke, 2/2/14  
Kylie Kornegay-Lucas (10a/11r), at Virginia, 1/26/20  
Emma Guy (11p/12r) & Taylor Soule (19p/12r), Boston College, 1/9/20  
Mary Raese (24p/10r), Mary Westerwelle (11p/10r) and Netra McGrew (10p/10a), Idaho, 3/21/86 (@ Amarillo, Texas)  
Elizabeth Kitley (16p/20r) at Virginia Tech, 12/18/22  
See 30  
Wendy Scholtens (29/20) at Vanderbilt, 1/8/89  
Diamond Miller (31/12) Maryland, 12/1/22

Liad Suez-Karni (14p/10r/10a), Villanova, 2/7/06  
Diana Vines (23p/11r/12s) at DePaul, 1/24/89

Tiana Mangakahia (11), at Syracuse, 1/31/2021  
Veronica Pettry (16) at Loyola-Chicago, 2/18/89  
25, Louisville, 1/30/20  
30 at Loyola-Chicago, 2/18/89  
6 vs Boston College, 1/1/23  
5 vs ETSU, 11/24/17 (@ Estero, Fla.)

Maria Gakdeng (6), Boston College, 1/1/23  
10, Boston College, 1/1/23  
16 at Connecticut, 1/27/07  
vs ASU, 11/26/22 (@ Bimini, Bahamas)

See 7 or more

Player had at least 7 steals  
 Player had 10 steals  
 Had 15 steals  
 Had 20 steals

Teisha Hyman, 7, Syracuse, 1/27/2022  
 Alexis Jones at Duke, 2/2/14  
 15, Miami, 12/29/22  
 24, Georgetown, 1/29/00

#### TURNOVERS

Player committed 10 turnovers  
 Committed 20 turnovers or more and won  
 Committed 25 turnovers or more  
 Committed 30 turnovers or more  
 Committed 35 turnovers or more  
 Committed 40 turnovers or more  
 Committed 10 turnovers or fewer  
 Committed 5 turnovers or fewer

Samantha Logic (11) at Iowa, 3/26/13  
 21, at UConn, 12/5/2021  
 28 at Oklahoma, 3/21/2022 (NCAA 2nd Round)  
 31 vs. Valparaiso, 12/4/16  
 35, Connecticut, 3/4/13  
 46, Akron, 11/11/11  
 10, vs ASU, 11/26/22 (Bimini, Bahamas)  
 5, Oregon, 3/26/18 (Spokane, Wash.)

#### MISCELLANEOUS


Led team in points/rebounds/assists  
 Four-point play  
 Hit "final minute" game-winning shot  
 Played every minute  
 Played more than 40 minutes  
 Rallied from 10-point deficit to win  
 Led ND by 10 or more at halftime  
 Led ND by 15 or more at halftime  
 Led ND by 25 or more points

Diamond Miller (31p/12r/5a) Maryland, 12/1/22  
 Deja Kelly (1:08, 4th quarter) vs UNC, 1/16/2022  
 Raina Perez (14 seconds left), vs NC State, 3/26/2022 (Bridgeport, CT)  
 Alyssa Ustby (UNC), 1/8/23  
 Lotta-Maj Lahtinen (45:00), at Georgia Tech, 2/17/2022  
 vs NC State, 3/26/2022, Bridgeport, CT (ND led by 10, 36-26, 3:02 left in 2nd quarter. NC State won, 66-63)  
 10 at UConn (35-25), 12/5/2021  
 16 vs Louisville (44-28), 2/28/2021  
 29 at Clemson (74-45) at 5:27 in 4th Q, 12/20/2020

## TV/RADIO ROSTER




**#0 Jenna Brown**  
Gr. // G // 5-9  
Atlanta, GA  
The Lovett School/Stanford



**#1 Dara Mabrey**  
Gr. // G // 5-7  
Belmar, NJ  
Manasquan/Virginia Tech



**#4 Cassandre Prosper**  
Fr. // G // 6-2  
Montreal, Quebec  
Cairine Wilson Secondary  
School



**#5 Olivia Miles**  
So. // G // 5-10  
Phillipsburg, NJ  
Blair Academy



**#11 Sonia Citron**  
So. // G // 6-1  
Scarsdale, NY  
The Ursuline School



**#14 KK Bransford**  
Fr. // G // 5-11  
Cincinnati, OH  
Mount Notre Dame



**#15 Natalija Marshall**  
Jr. // F // 6-4  
Queens, NY  
Christ the King



**#20 Lauren Zwetzig**  
Jr. // G // 5-9  
Fort Collins, CO  
Fossil Ridge




**#21 Maddy Westbeld**  
Jr. // F // 6-3  
Kettering, Ohio  
Fairmont



**#22 Kylee Watson**  
Jr. // GF // 6-4  
Linwood, NJ  
Mainland/Oregon



**#25 Sarah Cernugel**  
Jr. // G // 5-4  
Westmont, IL  
Hinsdale Central



**#33 Lauren Ebo**  
Gr. // F // 6-4  
Washington, D.C.  
Riverdale Baptist/Texas



**Niele Ivey**  
Karen & Kevin Keyes Head Coach  
3rd Season as Head Coach  
15th Overall Season at ND  
20th as both player & coach



**Carol Owens**  
Associate Head Coach  
14th Season as Associate  
23rd Season at Notre Dame



**Michaela Mabrey**  
Assistant Coach  
4th Season



**Charel Allen**  
Assistant Coach  
1st Season