



NOTRE DAME

WOMEN'S BASKETBALL

FIGHTING IRISH MEDIA

Primary Women's Basketball Contact

Ashton Pollard	apollard2@nd.edu
@ashtonpollard7	804-929-2044

GAME 21

NO. 20 NC STATE (15-5, 5-4)

2022-23 SCHEDULE (17-2, 8-1)

Date	Opponent	TV	Time/Result
11/7	Northern Illinois	ACCNX	W, 88-48
11/12	vs. California^	NBC	W, 90-79
11/16	at Northwestern	BTN	W, 92-58
11/20	Ball State	ACCN	W, 95-60
11/24	vs. American#	FloHoops	W, 90-65
11/26	vs. Arizona State#	FloHoops	W, 85-65
12/1	Maryland	ESPN2	L, 72-74
12/4	UConn	ABC	W, 74-60
12/8	at Lafayette	ESPN+	PPD
12/10	Merrimack	ACCNX	W, 108-44
12/18	at Virginia Tech*	ACCN	W, 63-52
12/21	Western Michigan	ACCNX	W, 85-57
12/29	at Miami*	ACCN	W, 66-63
1/1	Boston College*	ACCN	W, 85-48
1/8	at North Carolina*	ACCN	L, 60-50
1/12	Wake Forest*	ACCNX	W, 86-47
1/15	at Syracuse*	ACCN	W, 72-56
1/19	at Clemson*	RSN	W, 57-54
1/22	Virginia*	ACCN	W, 76-54
1/26	Florida State*	RSN	W, 70-47
1/29	at NC State*	ESPN	3 pm
2/2	at Boston College*	ACCNX	7 pm
2/5	Duke*	RSN	1 pm
2/9	Pittsburgh*	ACCN	6 pm
2/12	Syracuse*	ACCN	4 pm
2/16	Louisville*	ESPN	7 pm
2/19	at Pittsburgh*	ACCNX	2 pm
2/23	Georgia Tech*	RSN	6 pm
2/26	at Louisville*	ESPN	12 pm
3/1-5	ACC Tournament		

* - Atlantic Coast Conference game

^ - Game to be played in St. Louis as part of Citi Shamrock Classic

- Game to be played in Bimini, Bahamas as part of 2022 Goombay Splash

GAME INFO

	Sunday, Jan. 29 3 p.m. ET	Raleigh, N.C. (Reynolds Coliseum)
	ESPN	Beth Mowins & Debbie Antonelli
	99.9 WQLQ-FM	Sean Stires
	Live Stats	StatBroadcast
	@NDWBB #Golrish	

THE SERIES

Vs	8-2	Last Meeting: L, 66-63 (3/26/22, Bridgeport, Conn.)	Streak: L1
Away	3-1	Last Meeting: W, 95-72 (2/18/19, Raleigh, N.C.)	Streak: W1

THE COACHES

	Head Coach	At School	Overall
ND	Niele Ivey	51-21 (3rd Year)	Same
NCST	Wes Moore	237-74 (10th Year)	795-243 (34th Year)

BY THE NUMBERS

9,149	The official sellout attendance of the Dec. 4 UConn-ND game
1,063	Total program wins
888	Of the active players, Westbeld currently has the most career points in an Irish uniform with 888
.818	The ACC finished the nonconference portion of the regular season with a 139-31 record (.818)
301	Mabrey hit 301 three-pointers in college, which ranked 10th among all active D1 players at time of injury
142	Irish are posting 142 points/rebounds/assists every time they play, which is 13th in the country
123	Ebo's 123 rebounds off the bench this season rank sixth nationally amongst bench players and lead the ACC
79.2	Notre Dame is second in the ACC with 79.2 points per game
64	A 64-point margin of victory over Merrimack was the 10th-largest in school history
48.1	Citron leads ND with a 48.1 percent success rate from deep
47	FSU scored just 47 points against ND after previously posting 71+ in every game this season
43.2	ND is averaging 43.2 RPG in ACC play, leading the conference
34	The 34 FTs ND made against Merrimack is the most of any ACC team this season in a single game
29	Westbeld has 29 blocks in 19 games this season. She had 29 blocks in 33 games last year.
28	Consecutive weeks in the AP Poll, which is the 10th-longest active streak nationally
23	Notre Dame has produced 23 different All-Americans
21	ND's 21 steals at Clemson were the most the team has recorded since 2012
14	Notre Dame has a winning record against all 14 ACC teams all-time
9	Irish Final Four appearances, which is fifth all-time
7.5	A current rebounding margin of 12.2 is up 7.5 from last year's final mark of 4.7
6.9	Miles' 6.9 defensive rebounds per game ranks ninth nationally amongst guards
4	On Dec. 22, ESPN named its Top 25 NCAAW Players. Miles checked in at No. 4
3	Irish signed three top-20 recruits in 2023 class: Hannah Hidalgo (5), Cass Prosper (16) and Emma Risch (20)
2	Miles is one of two D1 players in the country averaging at least 15 points, 7 rebounds and 7 assists per game

NOTRE DAME ROSTER

No.	Name	Position	Height	Year	Hometown	Previous School
0	Jenna Brown	G	5-10	Gr.	Atlanta, GA	The Lovett School / Stanford
1	Dara Mabrey	G	5-7	Gr.	Belmar, NJ	Manasquan / Virginia Tech
4	Cassandre Prosper	G	6-2	Fr.	Montreal, Quebec	Cairine Wilson SS / Capital Courts Academy
5	Olivia Miles	G	5-10	So.	Phillipsburg, NJ	Blair Academy
11	Sonia Citron	G	6-1	So.	Eastchester, NY	The Ursuline School
14	KK Bransford	G	5-11	Fr.	Cincinnati, OH	Mount Notre Dame
15	Natalija Marshall	F	6-5	Jr.	Queens, NY	Christ the King
20	Lauren Zwetzig	G	5-9	Jr.	Fort Collins, CO	Fossil Ridge
21	Maddy Westbeld	F	6-3	Jr.	Kettering, OH	Fairmont
22	Kylee Watson	F	6-4	Jr.	Linwood, NJ	Mainland / Oregon
25	Sarah Cernugel	G	5-4	Jr.	Westmont, IL	Hinsdale Central
33	Lauren Ebo	F	6-4	Gr.	Washington, D.C.	Riverdale Baptist / Texas

Karen & Kevin Keyes Women's Basketball Head Coach	Niele Ivey	Notre Dame '00	3rd Season
Associate Head Coach	Carol Owens	Northern Illinois '90	23rd Season
Assistant Coach	Michaela Mabrey	Notre Dame '16	4th Season
Assistant Coach	Charel Allen	Notre Dame '08	1st Season
Director of Operations	Angie Potthoff	Penn State '97	4th Season
Video Coordinator	James Spinelli	Temple '14	5th Season
Sport Administrator	Heidi Uebelhor	Notre Dame '99	1st Season

NCAA HISTORY

Notre Dame has competed in 27 NCAA Championships. Their streak of 24 straight appearances came to an end in March of 2021. It was the fourth longest active streak in the country and fifth best all-time.

Most Consecutive NCAA Berths

No.	School	Streak	Years
1.	Tennessee	40	1982-2022*
2.	Stanford	34	1988-2022*
3.	UConn	33	1989-2022*
4.	Louisiana Tech	25	1982-2011
5.	Notre Dame	24	1996-2021

*denotes active streak

The Irish are 69-25 all-time in the NCAA Tournament, as their 69 wins rank fourth all-time.

Notre Dame joins Louisiana Tech, USC and South Carolina with two NCAA titles behind UConn (11), Tennessee (8), Baylor (3) and Stanford (3).

Notre Dame is one of three schools (Tennessee & UConn) to reach seven NCAA Title games. Their nine Final Four appearances are the fifth-most of any school behind UConn (22), Tennessee (18), Stanford (15) and La Tech (10).

The Irish have reached 10 Elite Eights. In fact, Notre Dame and UConn are the only teams to reach the Elite Eight eight times over the last 11 tournaments. Yet, the Irish have been more successful than any other regular-

ly-appearing school at that stage, as their .900 winning percentage (9-1) is the best of any program to play in at least five Elite Eights.

Best Elite Eight Winning % (Min. Five App.)

No.	School	Record	Pct.
1.	Notre Dame	9-1	.900
2.	UConn	22-5	.815
3.	Stanford	15-7	.682
4.	Tennessee	18-10	.643

Finally, Notre Dame has advanced to 18 Sweet 16s.

MILES MAKES ND HISTORY (AS A SOPHOMORE)

It's far from surprising, but Olivia Miles 2021-22 dominance has continued into her second full season. Miles was named the ACC Player of the Week on Dec. 5 and Dec. 19, and she posted her third career triple-double against Merrimack. With the 13 points, 13 rebounds and 14 assists, Miles passed Skylar Diggins and Jackie Young for the most career triple-doubles in a Notre Dame uniform. There have been just 11 triple-doubles in the history of the program.

Notre Dame's leader in points (15.1), rebounds (7.2), assists (7.1) and steals (2.2), the dynamic passer turns heads and drops jaws each time she steps onto the court.

"It is impossible not to watch Olivia Miles when the basketball is in her hands, whether she's making a one-handed pass, finishing with flair at the rim or

PRONUNCIATION

Sonia Citron	Sit-tron
Lauren Ebo	E-bow
Dara Mabrey	Dare-UH
Sarah Cernugel	Sir-new-gull
Natalija Marshall	Na-tah-lee-a
Cassandre Prosper	Cass-AHN
Niele Ivey	Knee-elle

TEAM INFORMATION

Conference	Atlantic Coast
Home Arena (Capacity)	Purcell Pavilion (9,149)
Starters Returning/Lost	4/1
Total Returning/Lost	7/5
Newcomers	6
First Season	1977-78
Full Seasons	45
All-Time Record	1,062-372 (.741)
NCAA Appearances/Record	27/69-25 (.734)
First/Last NCAA Appearance	1992/2022
ACC Member	2013-14 - present
ACC Regular Season	128-28 (.821)
ACC Tournament	18-4 (.818)
ACC Tournament Championships	5 (2014-17, 19)

NATIONAL RANKINGS

AP TOP 25

(Week 12 — as of 1/23/23)

- South Carolina (20-0)
- Ohio State (19-0)
- Stanford (19-2)
- LSU (19-0)
- UConn (17-2)
- Indiana (17-1)
- Notre Dame (16-2)
- UCLA (17-3)
- Utah (16-2)
- Iowa (15-4)
- Maryland (16-4)
- Virginia Tech (16-3)
- Michigan (16-3)
- Oklahoma (16-2)
- North Carolina (14-5)
- Duke (17-2)
- Gonzaga (19-2)
- Iowa State (13-4)
- Arizona (15-4)
- NC State (15-5)
- Villanova (18-3)
- Illinois (16-4)
- Middle Tennessee (16-2)
- Florida State (18-4)
- Colorado (15-4)

Others receiving votes:

Tennessee 47, Texas 35, South Florida 31, USC 22, Oregon 10, Arkansas 2, UNLV 1, Alabama 1

USA TODAY COACHES

(Week 12 — as of 1/24/23)

- South Carolina (20-0)
- Stanford (19-2)
- LSU (20-0)
- UConn (18-2)
- Ohio State (19-1)
- Indiana (18-1)
- Notre Dame (16-2)
- Iowa (16-4)
- Utah (17-2)
- Virginia Tech (16-3)
- Maryland (16-4)
- Oklahoma (16-2)
- UCLA (17-3)
- Arizona (15-4)
- Iowa State (13-4)
- Duke (17-2)
- Michigan (16-4)
- NC State (15-5)
- North Carolina (14-5)
- Gonzaga (19-2)
- Villanova (18-3)
- Illinois (16-4)
- Oregon (13-6)
- Arkansas (17-5)
- South Florida (18-4)

Dropped out: No. 24 Baylor, No. 25 Texas.

Others receiving votes: Middle Tennessee St. 42, Tennessee 40, Baylor 33, Florida State 32, Colorado 28, Texas 24, Florida Gulf Coast 18, UNLV 7, Southern California 6, Oregon St. 6, St. John's 4, Creighton 3, Columbia 3, Louisville 1

NOTRE DAME 22-23 STATS

Team Stats	ACC Games (Rk)	All Games (Rk)
Scoring Offense	69.4 (5)	79.2 (19)
Scoring Defense	53.4 (1)	57.4 (40)
Scoring Margin	16.0 (1)	21.7 (6)
FT Percentage	70.8 (14)	73.1 (104)
FG Percentage	43.2 (3)	47.1 (13)
FG Pct. Defense	32.9 (1)	34.5 (10)
3-FG Percentage	25.5 (15)	32.3 (133)
3-FG Defense	24.1 (1)	28.4 (64)
Offensive Rebounds	12.2 (7)	13.6 (57)
Defensive Rebounds	31.0 (1)	31.4 (7)
Rebounding Margin	6.9 (1)	12.2 (5)
Blocked Shots	5.4 (2)	5.5 (9)
Assists	16.4 (1)	17.8 (15)
Steals	10.3 (2)	9.1 (80)
Turnover Margin	0.11 (6)	0.16 (182)
Assist/TO Ratio	1.05 (2)	1.13 (39)

showing off her handles,” ESPN writer Katie Barnes recently said. “Basketball is rhythmic. Certain things happen at specific times. Miles disrupts the rhythm. Her unorthodox choices, like throwing a one-handed pass across her body with her left hand while off balance, might appear to be, at times, ill-advised. But defenses rarely see it coming.”

Over a four-game stretch in December — No. 20 Maryland, No. 3 UConn, Merrimack and No. 6 Virginia Tech — Miles was 28-54 (.519) from the floor and averaged 9.0 rebounds and 8.8 assists per game. The UConn game was one of eight times this year she has led the Irish in scoring, and Miles was responsible for Notre Dame’s first seven points against the Huskies.

Miles produced 17 5-5-5 ‘Stat-Sheet Stuffer’ games last season, and she already has 12 this year. A stat-sheet stuffer is when you get five or more in the three major stat categories. No other Irish player had more than four last year.

The coaches have said, and will continue to say, Notre Dame’s season will go as Miles’ season goes. Both are running like a well-oiled machine.

ALUMNI WNBA SUCCESS

The Irish dominated the WNBA this year.

Jackie Young won a WNBA title with the Las Vegas Aces, becoming just the second former Irish player to win a national title, Olympic gold medal and WNBA championship.

Skylar Diggins-Smith was a member of the All-WNBA First Team.

Diggins-Smith and Arike Ogunbowale both averaged 19.7 points per game last season, which was tied for third in the league. They led their respective teams, the Phoenix Mercury and the Dallas Wings. Four of the top 12 scorers in the WNBA last year were once Irish — Diggins-Smith, Ogunbowale, Jewell Loyd and Young.

Ogunbowale also averaged 2.8 three-pointers per contest, which ranked third in the WNBA.

In keeping with the theme of “third,” Mercury forward Brianna Turner was third in the WNBA last year with 1.6 blocks per game.

SIXTH PLAYER OF THE YEAR LOADING?

Ivey picked up three transfers this offseason, and all three women have made an immediate impact, especially given Notre Dame’s relatively small roster.

Oregon transfer Kylee Watson has started 19 of 19 games for the Irish this year. She’s averaging 6.5 points, 3.6 rebounds, and the 6-4 forward is shooting .570.

ACC PLAYERS OF THE WEEK

Nov. 14	Ta’Niya Latson, Florida State
Nov. 21	Ta’Niya Latson, Florida State
Nov. 28	Deja Kelly, North Carolina
Dec. 5	Olivia Miles, Notre Dame
Dec. 12	Elizabeth Kitley, Virginia Tech
Dec. 19	Olivia Miles, Notre Dame
Dec. 26	Chrislyn Carr, Louisville
Jan. 2	Ta’Niya Latson, Florida State
Jan. 9	Dontavia Waggoner, Boston College
Jan. 16	Hailey Van Lith, Louisville
Jan. 23	Elizabeth Kitley, Virginia Tech

ACC ROOKIES OF THE WEEK

Nov. 14	Ta’Niya Latson, Florida State
Nov. 21	Ta’Niya Latson, Florida State
Nov. 28	Ta’Niya Latson, Florida State
Dec. 5	Ta’Niya Latson, Florida State
Dec. 12	Ta’Niya Latson, Florida State
Dec. 19	Ta’Niya Latson, Florida State
Dec. 26	Ta’Niya Latson, Florida State
Jan. 2	Ta’Niya Latson, Florida State
Jan. 9	Taina Mair, Boston College
Jan. 16	Ta’Niya Latson, Florida State
Jan. 23	Tonie Morgan, Georgia Tech

22-23 NATIONAL RANKINGS

Statistic	Nat'l Rank	Conf Rank	Value	National Leader	Value
Scoring Offense	19	2	79.2	LSU	88.2
FTM/Game	7	2	16.6	Western Illinois	18.3
Rebounds/Game	7	1	45.0	Troy	51.2
Statistic	Player	Nat'l Rank	Value	National Leader	Value
Assists/Game	Olivia Miles	6	7.1	Nika Muhl (UConn)	9.0
Field Goal Percentage	Sonia Citron	52	52.8	Mya Berkman (Liberty)	71.9
Blocks/Game	Maddy Westbeld	64	1.5	Brooke Flowers (Saint Louis)	3.8

But Texas transfer Lauren Ebo has stolen the show recently despite coming off the bench for the first 18 games. In addition to a .514 success rate from the floor, Ebo is posting 9.9 points and 7.0 rebounds every time she takes the floor. The center had her first double-double in an Irish uniform against Ball State (11p/10r) and a career high 20 points against Arizona State. She posted a second double-double against Miami on Dec. 29 and a third against Florida State on Jan. 26.

While the Irish faced a disappointing finish at North Carolina, Ebo blew her previous rebounding record out of the water. The graduate center had 19 boards, topping her old best of 14 set at Texas.

Her name peppers the individual rankings among ACC bench players. Excluding the stats from her start against the Seminoles, Ebo ranks first in the conference in total made field goals (65), points (176), rebounds (123) and is second in made free throws (46) behind Bransford. Ebo is the only bench player who has eclipsed the 100-rebound mark in the ACC. It's difficult to find a more important sixth player in the conference.

IRISH (LARGELY) PASS BIG NON-CON TESTS

Before seeing an ACC foe, Notre Dame saw five Power Five teams. The Irish went 4-1 against those squads, their one loss coming against Maryland in the ACC/B1G Challenge. The Terrapins' do-it-all superstar Diamond Miller's 31 points and buzzer-beating shot gave them the 74-72 win. The game remains a very solid loss, as Maryland checked in at No. 13 in the most recent AP Poll.

But talk about a bounce back. On Dec. 4, archrival UConn visited Notre Dame to reignite arguably the best rivalry in women's basketball. The Huskies led the series 39-13 all-time, but recent years had yielded mixed results. Prior to the 2022 game, the Huskies had won two straight games and had not lost at Notre Dame since 2013.

That changed in front of a sold-out crowd. The Irish came out on fire, shooting 65.4 percent in the first half and holding the third-ranked Huskies to just 24 points, their third-worst first-half output since the 2017-18 season.

Notre Dame walked away with a 74-60 victory and a renewed confidence after the heartbreaker to Maryland. It was Coach Ivey's first win over UConn as a head coach after decades of involvement in the rivalry both as a player and an assistant.

KK BRANSFORD: SIGNED, SEALED, DELIVERED

Ivey was extremely high on her only summer-enrollee this year, KK Bransford (No. 29 overall in the 2022 class). The head coach compared her body type to that of Jackie Young, who went on to be the 2019 No. 1 overall WNBA Draft pick after averaging 12.4 points, 6.3 rebounds and 3.5 assists per game over her three-year career in South Bend.

So far, Bransford looks like she can play with the best of them. A noticeably physical player, she had a career-high 27 minutes against Florida State, and she's posting 8.3 points and 2.8 rebounds per game with a 48.6 percent success rate from the floor. She ranks second in the ACC in points per game amongst true freshmen who come off the bench. She leads in total points (157).

Bransford had a career afternoon against Ball State with 16 points (plus going 8-8 from the free throw line), and she posted 14 and a career-high nine rebounds against the Sun Devils in the Bahamas. She topped that career-high in the points category on Jan. 1, putting up 17 points against Boston College (11 of those were in the first half). Bransford was 5-5 from the floor.

"Every game I just go in and try to be as aggressive as I can," Bransford said after topping the Eagles. "Once I got in the game today, I just felt it and went with it. I feel like this gym is starting to feel like my home gym,

so that's [great]. I just feel a lot more comfortable."

A PREMATURE END TO MABREY'S IRISH CAREER

Notre Dame lost its leader for the season on Jan. 22, as graduate student and captain Dara Mabrey went down with an injury just a couple of minutes into the game against Virginia. She will miss the remainder of the year due to an ACL injury.

A transfer from Virginia Tech, the 3-point specialist finished her collegiate career with 301 deep buckets (146 at Notre Dame). She topped both of her sisters in that category, as Michaela made 228 and Marina made 274. Both of them started and finished their careers at Notre Dame, and Marina holds the program record for career 3s in an Irish uniform. All-in-all, the Mabreys totaled a whopping 803 splash-downs.

Dara's on-court performance (and stout defense) was important to Notre Dame over the last three years, but perhaps what has been even more crucial is her emotional leadership. She poured her heart and soul into the team, and she served as the heart and soul for the girls who came through the program.

CLIMBING THE NET RANKINGS

The NCAA NET Rankings are updated through Jan. 26, and the Irish checked in at No. 6 once again. They were No. 9 in the initial NET rankings, and No. 6 is the highest they have climbed this year.

The most important metric in college basketball, the NET Rankings incorporate wins and losses, strengths of opponents, game location and metrics for both offensive and defensive efficiency. It is the foundation for the NCAA selection committee's process come March.

South Carolina remains the top team on the list, and Notre Dame is pacing the ACC. Five other ACC schools made the top 25: Duke (8), NC State (13), Florida State (15), UNC (17) and Virginia Tech (24).

ND ADDS ANOTHER AS CALENDAR YEAR ENDS

Ivey's roster gained another elite recruit as the sun set on the 2022 calendar year. Five-star 2023 signee Cassandra Prosper announced in early December that she would enroll early, and she officially joined the team for practice on Dec. 26. Prosper is just the second recruit to ever make the early transition to South Bend, joining current Notre Dame guard Olivia Miles.

She made her Irish debut at Miami and recorded a rebound and a block in three minutes of play. It was Prosper's home debut, however, that really served as her coming out party. The rookie played nearly 17 minutes, put up 7 points and came down with 9 rebounds against Boston College. She led the Irish in the latter category on the day. Her first collegiate basket was from behind the arc and was met with a standing ovation

NOTRE DAME'S RECORD WHEN ...

Day of the Week	
Sunday	6-1
Monday	1-0
Tuesday	0-0
Wednesday	2-0
Thursday	5-1
Friday	0-0
Saturday	3-0

Time of Game	
Day games (before 6 pm local time)	11-1
Night games (6 pm or later local time)	6-1

Location	
Home games	9-1
Road games	5-1
Neutral site	3-0

Halftime Score	
Leading at the half	13-1
Tied at the half	1-0
Trailing at the half	3-1

Individual Scoring	
Two or fewer double-figure scorers	2-1
Three double-figure scorers	4-1
Four double-figure scorers	5-0
Five or more double-figure scorers	5-0

Rebounding margin	
More rebounds than opponent	13-1
Same number of rebounds	0-0
Fewer rebounds than opponent	4-1

Field goal shooting	
Shot higher percentage than opponent	16-1
Shot same percentage as opponent	0-0
Shot lower percentage than opponent	1-1
Shot 45% or better	14-1
Shot less than 45%	3-1
Hold opponent under 40%	13-1

Free-throw margin	
Make more free-throws than opponent	14-1
Make same number of free-throws	0-0
Make fewer free-throws than opponent	3-1

Turnovers	
Commit fewer turnovers	7-0
Commit same number of turnovers	1-0
Commit more turnovers	9-2

Uniform Combinations	
White jerseys with gold	1-0
White jerseys with green trim	3-1
White jerseys with navy trim	7-0
Navy jerseys	6-1
Grey jerseys with pink trim	0-0

Miscellaneous	
Vs. top-25	3-2
Vs. top-10	2-0
When ranked higher	16-2
When ranked lower	1-0
On commercial tv	11-2
In overtime games	0-0

Margin of Victory	
1-5 points	2-0
6-10 points	0-0
11-15 points	3-0
16-20 points	1-0
21+ points	11-0

Month	
November	6-0
December	5-1
January	6-1
February	0-0
March	0-0

from both the bench and the Purcell Pavilion crowd. She hit two treys and posted 12 points against Wake Forest.

"It was extra special because everyone was so excited for me," Prosper said after her Purcell debut. "I hit the three, and the whole bench, coaches, Sonia [Citron] who had just passed me the ball...everyone was just so happy for me. It made it even more amazing to hit my first college shot."

Prosper hails from Montreal, Quebec, attended Cairine Wilson Secondary School, and played for Capital Courts Academy. She is the No. 16 overall recruit per the ESPN HoopGurlz Recruiting Rankings, making her one of 24 five-star prospects in the nation. The Canadian product was the Finals MVP for the 2022 Ontario Scholastic Basketball Association Final 8 High School Championships last March after posting 33 points, 15 rebounds and two assists. She was also the season's league MVP and earned academic honors as well.

While Prosper stands at 6-2, she is a game-changing shooter as well. Per the OBSA website, Prosper averaged 23.2 points, 13.2 rebounds and 2.6 assists per game over 10 contests last year. She shot 41.2 percent from the floor and hit 10 three-pointers as well.

Basketball runs in the Prosper family. Her older brother, Olivier-Maxence, is a junior forward at Marquette. Prosper's mother played college basketball for both Manhattan College and Concordia University, while her father played the duration of his college days at Concordia.

REVENGE IN RALEIGH

Notre Dame's biggest win last season came against NC State. But then the Wolfpack also ended the Irish's season. Notre Dame will try to right that wrong on Sunday.

After toppling NC State in a regular season matchup in South Bend — a victory that gave Ivey her first top-five win as a head coach — the teams faced off again in the Sweet 16. Notre Dame held a 63-62 lead with 21 seconds to go before a costly turnover occurred. A layup and a pair of free throws by NC State's Raina Perez gave the Wolfpack a 66-63 victory and punched their ticket to the Elite 8.

But it's a new year, and the Irish are on a five-game run, while the Wolfpack have played inconsistently to start ACC play. Can Ivey and Co. earn another road win in a hostile environment?

Leading Scorer - Season (Career at ND)

Olivia Miles	8 (21)*
Maddy Westbeld	3 (19)
Dara Mabrey	2 (11)
Sonia Citron	4 (8)
Lauren Ebo	2 (2)
KK Bransford	1 (1)*

* Miles/Bransford tie w/ 17 (vs Boston College, 1/1/23)

Leading Rebounder

Olivia Miles	4 (8)
Sonia Citron	4 (13)
Maddy Westbeld	4 (20)
Kylee Watson	1 (1)
Lauren Ebo	5 (5)*
KK Bransford	1 (1)*
Cassandre Prosper	1 (1)

* Ebo/Bransford tie w/ 9 (vs ASU 11/26/22 @ Bimini, Bahamas)

Leader in Assists

Olivia Miles	18(50)*^
Dara Mabrey	2 (12)*
Sonia Citron	0 (1)
Jenna Brown	1 (1)*
Maddy Westbeld	3 (3)^

* Miles/Mabrey/Brown tie with 4 (11/16/22 at NU)

^ Miles/Westbeld tie with 3 (11/24/22 vs American), 6 (vs ASU 11/26/22) & 4 (vs UConn)

20-Point Scoring Performances

Opponents	4
Notre Dame	9
Olivia Miles	4
Maddy Westbeld	2
Sonia Citron	3
Lauren Ebo	1

30-Point Scoring Games

Opponents	1
Notre Dame	0

Tip-Offs Controlled

Opponents	5
Notre Dame	13
Kylee Watson	13-5

First Score

Opponents	9
Notre Dame	10
Maddy Westbeld	6
Kylee Watson	2
Olivia Miles	2

Runs of 10 or Better

Opponents	2
Notre Dame	14

Largest Halftime Lead

35 (vs Merrimack, 12/10/22)

Largest Halftime Deficit

3, 2x (vs ASU, 11/26/22 & at Clemson, 1/19/23)

Largest Lead

64 vs Merrimack (2:56 in 4Q, 12/10/22)

Largest Deficit

11 at North Carolina (0:21 in 4Q, 1/8/23)

Largest Deficit Overcome to Win

10 vs Florida State (4:08 in 2Q, 1/26/23)

Largest Lead Given Out in Loss

11 at North Carolina (0:21 in 4Q, 1/8/23)

Most Consecutive Points

17 vs Western Michigan (5:48 in 3Q, 12/21/22)

Most Consecutive Points (Opponent)

14 vs Florida State (9:17 in 2Q, 1/26/23)

Double-Figure Points

Player	2022-23	Career
Olivia Miles	17	47
Sonia Citron	15	38
Dara Mabrey	7	71
Maddy Westbeld	9	48
Lauren Ebo	11	34
Kylee Watson	5	9
KK Bransford	7	7
Nat Marshall	1	2
Jenna Brown	1	1
Cassandre Prosper	1	1

Double-Figure Rebounds

Player	2022-23	Career
Olivia Miles	4	14
Sonia Citron	2	8
Lauren Ebo	4	18
Maddy Westbeld	1	7

5-5-5 Games

(aka "Stat Sheet Stuffers")

Player	2022-23	Career
Olivia Miles	12	30
Dara Mabrey	0	4
Sonia Citron	0	2

Double-Doubles

Player	2022-23	Career
Olivia Miles	6	15
Maddy Westbeld	1	6
Sonia Citron	2	7
Lauren Ebo	3	11

Season Point Totals

Date	Opp.	OffT0	Paint	2ndCh	FBreak	Bench
11/7	Northern Ill.	23/2	50/24	9/11	17/2	25/19
11/12	California	24/21	36/28	12/11	10/10	20/28
11/16	Northwestern	18/15	46/32	25/9	17/11	29/32
11/20	Ball State	18/23	42/28	15/6	19/11	41/17
11/24	American	15/8	42/32	17/8	23/3	23/26
11/26	Arizona State	10/8	54/28	20/6	18/10	37/25
12/1	Maryland	14/15	38/32	9/21	9/0	9/16
12/4	Connecticut	13/20	46/16	10/10	6/7	14/11
12/10	Merrimack	27/6	58/12	24/5	18/0	47/7
12/18	Virginia Tech	12/3	42/16	5/6	8/7	16/2
12/21	W. Michigan	19/16	48/20	13/0	16/3	20/17
12/29	Miami (FL)	10/19	32/36	7/12	6/22	17/25
1/1	Boston College	19/14	56/36	16/10	19/9	36/9
1/8	North Carolina	10/7	18/20	7/2	17/4	11/23
1/12	Wake Forest	22/13	38/24	16/7	13/6	32/10
1/15	Syracuse	11/11	42/34	9/9	13/5	15/19
1/19	Clemson	21/13	24/22	11/4	7/13	9/18
1/22	Virginia	16/16	28/14	15/11	8/6	33/26
1/26	Florida State	14/7	34/20	23/8	6/8	21/11

Date Opp. OffT0 Paint 2ndCh FBreak Bench

* Notre Dame is listed first in each column

Points Off Turnovers

	Total	Average
Notre Dame	316	16.6
Opponents	237	12.8

Points in the Paint

	Total	Average
Notre Dame	774	40.7
Opponents	466	24.5

Second Chance Points

	Total	Average
Notre Dame	263	13.8
Opponents	151	7.9

Fast Break Points

	Total	Average
Notre Dame	250	13.2
Opponents	137	7.2

Bench Scoring

	Total	Average
Notre Dame	455	23.9
Opponents	341	17.9

GAME BY GAME COMPARISON



2022-23 Notre Dame Women's Basketball Team Game-by-Game All games

Page 1/1
as of Jan 27, 2023

Opponent	Date	Score	Total		3-Pointers		Free throws		Rebounds				PF	A	TO	BLK	STL	PTS	AVG	
			FG-FGA	PCT	3FG-3FGA	PCT	FT-FTA	PCT	OFF	DEF	TOT	AVG								
NIU	11/07/2022	88-48 W	34-71	.479	6-16	.375	14-17	.824	11	32	43	43.0	8	22	8	9	16	88	88.0	
vs California	11/12/2022	90-79 W	27-52	.519	6-14	.429	30-36	.833	15	27	42	42.5	28	18	23	5	7	90	89.0	
at Northwestern	11/16/2022	92-58 W	32-71	.451	7-17	.412	21-32	.656	24	34	58	47.7	22	19	16	4	7	92	90.0	
Ball St.	11/20/2022	95-60 W	32-59	.542	7-17	.412	24-28	.857	15	35	50	48.3	16	21	23	8	9	95	91.3	
vs American	11/24/2022	90-65 W	29-62	.468	4-13	.308	28-41	.683	18	34	52	49.0	20	10	16	4	8	90	91.0	
vs Arizona St.	11/26/2022	85-65 W	31-63	.492	2-10	.200	21-36	.583	18	27	45	48.3	12	20	8	2	5	85	90.0	
Maryland	12/01/2022	72-74 L	28-62	.452	6-17	.353	10-15	.667	13	24	37	46.7	17	18	18	5	7	72	87.4	
UConn	12/04/2022	74-60 W	32-57	.561	6-13	.462	4-7	.571	8	31	39	45.8	17	15	18	6	7	74	85.8	
Merrimack	12/10/2022	108-44 W	35-63	.556	4-11	.364	34-38	.895	17	39	56	46.9	7	24	10	9	7	108	88.2	
at Virginia Tech	12/18/2022	63-52 W	26-61	.426	1-8	.125	10-13	.769	5	34	39	46.1	16	13	11	9	9	63	85.7	
Western Mich.	12/21/2022	85-57 W	33-60	.550	8-16	.500	11-14	.786	10	34	44	45.9	15	23	17	3	7	85	85.6	
at Miami (FL)	12/29/2022	66-63 W	27-58	.466	4-13	.308	8-15	.533	9	33	42	45.6	11	23	22	7	4	66	84.0	
Boston College	01/01/2023	85-48 W	32-60	.533	2-7	.286	19-25	.760	13	33	46	45.6	13	20	19	6	15	85	84.1	
at North Carolina	01/08/2023	50-60 L	16-57	.281	2-22	.091	16-21	.762	12	30	42	45.4	21	7	19	2	9	50	81.6	
Wake Forest	01/12/2023	86-47 W	32-59	.542	4-16	.250	18-25	.720	14	35	49	45.6	10	18	15	4	11	86	81.9	
at Syracuse	01/15/2023	72-56 W	31-64	.484	7-18	.389	3-5	.600	10	32	42	45.4	13	18	11	4	7	72	81.3	
at Clemson	01/19/2023	57-54 W	20-63	.317	4-21	.190	13-21	.619	17	20	37	44.9	11	15	17	4	21	57	79.9	
Virginia	01/22/2023	76-54 W	27-54	.500	8-20	.400	14-20	.700	9	28	37	44.4	17	18	16	8	10	76	79.7	
Florida St.	01/26/2023	70-47 W	24-68	.353	4-16	.250	18-23	.783	21	34	55	45.0	12	16	11	5	7	70	79.2	
Total			1504	.548-1164	.471	92-285	.323	316-432	.731	259	596	855	45.0	286	338	298	104	173	1504	79.2
Opponents			1091	412-1195	.345	98-345	.284	169-261	.648	211	413	624	32.8	362	208	301	70	145	1091	57.4

Notre Dame Averages

Games Played	Points/game	FG Pct	3FG Pct	FT Pct	Rebounds/game	Assists/game	Turnovers/game	Assist/Turnover ratio	Steals/game	Blocks/game
19	79.2	47.1	32.3	73.1	45.0	17.8	15.7	1.1	9.1	5.5



2022-23 Notre Dame Women's Basketball Opponents Game-by-Game All games

Page 1/1
as of Jan 27, 2023

Opponent	Date	Score	Total		3-Pointers		Free throws		Rebounds				PF	A	TO	BLK	STL	PTS	AVG	
			FG-FGA	PCT	3FG-3FGA	PCT	FT-FTA	PCT	OFF	DEF	TOT	AVG								
NIU	11/07/2022	88-48 W	19-69	.275	5-17	.294	5-6	.833	18	27	45	45.0	13	8	22	2	6	48	48.0	
vs California	11/12/2022	90-79 W	27-64	.422	9-22	.409	16-24	.667	12	14	26	35.5	31	17	16	2	12	79	63.5	
at Northwestern	11/16/2022	92-58 W	22-62	.355	4-17	.235	10-22	.455	11	21	32	34.3	26	13	17	6	5	58	61.7	
Ball St.	11/20/2022	95-60 W	21-65	.323	5-17	.294	13-20	.650	10	14	24	31.8	22	10	15	3	8	60	61.3	
vs American	11/24/2022	90-65 W	25-67	.373	5-14	.357	10-15	.667	11	19	30	31.4	27	14	16	1	3	65	62.0	
vs Arizona St.	11/26/2022	85-65 W	26-58	.448	4-16	.250	9-15	.600	6	23	29	31.0	26	7	10	0	4	65	62.5	
Maryland	12/01/2022	72-74 L	28-70	.400	4-16	.250	14-17	.824	17	24	41	32.4	15	11	13	3	9	74	64.1	
UConn	12/04/2022	74-60 W	21-57	.368	8-18	.444	10-13	.769	7	19	26	31.6	15	15	15	3	4	60	63.6	
Merrimack	12/10/2022	108-44 W	17-63	.270	7-23	.304	3-6	.500	10	14	24	30.8	25	8	19	4	4	44	61.4	
at Virginia Tech	12/18/2022	63-52 W	20-68	.294	6-26	.231	6-10	.600	10	31	41	31.8	16	11	13	5	3	52	60.5	
Western Mich.	12/21/2022	85-57 W	21-57	.368	8-23	.348	7-14	.500	3	17	20	30.7	10	9	16	3	8	57	60.2	
at Miami (FL)	12/29/2022	66-63 W	25-72	.347	2-14	.143	11-14	.786	14	23	37	31.3	18	13	13	2	15	63	60.4	
Boston College	01/01/2023	85-48 W	20-64	.313	0-9	.000	8-14	.571	12	16	28	31.0	20	6	18	10	8	48	59.5	
at North Carolina	01/08/2023	50-60 L	21-59	.356	7-16	.438	11-14	.786	5	29	34	31.2	18	13	15	7	10	60	59.5	
Wake Forest	01/12/2023	86-47 W	18-58	.310	4-17	.235	7-10	.700	7	20	27	30.9	20	10	14	2	12	47	58.7	
at Syracuse	01/15/2023	72-56 W	24-67	.358	4-21	.190	4-9	.444	14	25	39	31.4	7	11	10	7	7	56	58.5	
at Clemson	01/19/2023	57-54 W	22-52	.423	8-19	.421	2-6	.333	12	30	42	32.1	18	14	29	3	11	54	58.2	
Virginia	01/22/2023	76-54 W	19-64	.297	3-15	.200	13-18	.722	20	22	42	32.6	17	8	15	1	10	54	58.0	
Florida St.	01/26/2023	70-47 W	16-59	.271	5-25	.200	10-14	.714	12	25	37	32.8	18	10	15	6	6	47	57.4	
Total			1091	.412-1195	.345	98-345	.284	169-261	.648	211	413	624	32.8	362	208	301	70	145	1091	57.4
Notre Dame			1504	548-1164	.471	92-285	.323	316-432	.731	259	596	855	45.0	286	338	298	104	173	1504	79.2

Opponents Averages

Games Played	Points/game	FG Pct	3FG Pct	FT Pct	Rebounds/game	Assists/game	Turnovers/game	Assist/Turnover ratio	Steals/game	Blocks/game
19	57.4	34.5	28.4	64.8	32.8	10.9	15.8	0.7	7.6	3.7



**2022-23 Notre Dame Women's Basketball
Combined Team Statistics
All games**

Page 1/1
as of Jan 27, 2023

Game Records

Record	Overall	Home	Away	Neutral
ALL GAMES	17-2	9-1	5-1	3-0
CONFERENCE	8-1	4-0	4-1	0-0
NON-CONFERENCE	9-1	5-1	1-0	3-0

Score by Periods

Team	1st	2nd	3rd	4th	OT	TOT
Notre Dame	352	380	391	381	0	1504
Opponents	244	261	303	283	0	1091

Team Box Score

No.	Player	GP-GS		MIN		AVG		Total		3-Point		F-Throw		Rebounds				PF DQ A TO BLK STL PTS				AVG	
		GP	GS	MIN	AVG	FG-FGA	FG%	3FG-3FGA	3FG%	FT-FTA	FT%	OFF	DEF	TOT	AVG	PF	DQ	A	TO	BLK	STL	PTS	AVG
5	MILES, Olivia	19	19	582:03	30.6	104-202	.515	13-50	.260	66-83	.795	6	131	137	7.2	35	0	135	61	5	41	287	15.1
11	CITRON, Sonia	19	19	614:33	32.3	95-180	.528	26-54	.481	48-56	.857	25	96	121	6.4	36	0	40	47	16	30	264	13.9
21	WESTBELD, Maddy	19	19	459:10	24.2	78-173	.451	15-41	.366	24-36	.667	39	82	121	6.4	44	0	48	39	29	22	195	10.3
33	EBO, Lauren	19	1	430:34	22.7	71-138	.514	0-1	.000	46-64	.719	52	81	133	7.0	53	3	18	33	19	22	188	9.9
1	MABREY, Dara	18	18	528:19	29.4	57-173	.329	33-112	.295	21-26	.808	3	46	49	2.7	22	1	43	27	0	21	168	9.3
14	BRANSFORD, KK	19	0	401:44	21.1	53-109	.486	1-7	.143	50-70	.714	28	25	53	2.8	26	0	17	19	1	16	157	8.3
22	WATSON, Kylee	19	19	397:08	20.9	53-93	.570	0-0	.000	17-33	.515	20	49	69	3.6	34	0	20	31	18	9	123	6.5
15	MARSHALL, Natalija	15	0	145:21	9.7	18-33	.545	0-0	.000	21-33	.636	22	11	33	2.2	18	0	3	16	10	1	57	3.8
4	PROSPER, Cassandre	8	0	87:28	10.9	9-35	.257	4-16	.250	6-9	.667	10	14	24	3.0	6	0	3	8	5	5	28	3.5
0	BROWN, Jenna	13	0	131:01	10.1	9-23	.391	0-3	.000	16-20	.800	10	11	21	1.6	8	0	11	8	1	5	34	2.6
25	CERNUGEL, Sarah	9	0	16:44	1.9	1-4	.250	0-0	.000	0-0	.000	0	0	0	0.0	3	0	0	0	0	0	2	0.2
2	CHA, Trinity	5	0	05:55	1.2	0-1	.000	0-1	.000	1-2	.500	0	0	0	0.0	1	0	0	1	0	1	1	0.2
Team												44	50	94					8				
Total		19	3800			548-1164	.471	92-285	.323	316-432	.731	259	596	855	45.0	286	4	338	298	104	173	1504	79.2
Opponents		19	3800			412-1195	.345	98-345	.284	169-261	.648	211	413	624	32.8	362	12	208	301	70	145	1091	57.4

Team Statistics

	ND	OPP
Scoring	1504	1091
Points per game	79.2	57.4
Scoring margin	+21.7	-
Field goals-att	548-1164	412-1195
Field goal pct	.471	.345
3 point fg-att	92-285	98-345
3-point FG pct	.323	.284
3-pt FG made per game	4.8	5.2
Free throws-att	316-432	169-261
Free throw pct	.731	.648
F-Throws made per game	16.6	8.9
Rebounds	855	624
Rebounds per game	45.0	32.8
Rebounding margin	+12.2	-
Assists	338	208
Assists per game	17.8	10.9
Turnovers	298	301
Turnovers per game	15.7	15.8
Turnover margin	+0.2	-
Assist/turnover ratio	1.1	0.7
Steals	173	145
Steals per game	9.1	7.6
Blocks	104	70
Blocks per game	5.5	3.7
Winning streak	5	-
Home win streak	7	-
Attendance	48954	16506
Home games-Avg/Game	10-4895	6-2751
Neutral site-Avg/Game	-	3-1572

Team Results

Date	Opponent	Score	Att.
11/07/2022	NIU	W 88-48	2545
11/12/2022	vs California	W 90-79	4212
11/16/2022	at Northwestern	W 92-58	1176
11/20/2022	Ball St.	W 95-60	3438
11/24/2022	vs American	W 90-65	244
11/26/2022	vs Arizona St.	W 85-65	261
12/01/2022	Maryland	L 72-74	3131
12/04/2022	UConn	W 74-60	9149
12/10/2022	Merrimack	W 108-44	4670
12/18/2022	at Virginia Tech	W 63-52	4206
12/21/2022	Western Mich.	W 85-57	4772
12/29/2022	at Miami (FL)	W 66-63	2153
01/01/2023	Boston College	W 85-48	5532
01/08/2023	at North Carolina	L 50-60	3976
01/12/2023	Wake Forest	W 86-47	4319
01/15/2023	at Syracuse	W 72-56	3736
01/19/2023	at Clemson	W 57-54	1259
01/22/2023	Virginia	W 76-54	6442
01/26/2023	Florida St.	W 70-47	4956

22-23 ACC-ONLY STATS



**2022-23 Notre Dame Women's Basketball
Combined Team Statistics
In Conference games**

Page 1/1
as of Jan 27, 2023

Game Records

Record	Overall	Home	Away	Neutral
ALL GAMES	8-1	4-0	4-1	0-0
CONFERENCE	8-1	4-0	4-1	0-0
NON-CONFERENCE	0-0	0-0	0-0	0-0

Score by Periods

Team	1st	2nd	3rd	4th	OT	TOT
Notre Dame	132	163	166	164	0	625
Opponents	107	110	154	110	0	481

Team Box Score

No.	Player	Total			3-Point		F-Throw		Rebounds				Other Stats									
		GP-GS	MIN	AVG	FG-FGA	FG%	3FG-3FGA	3FG%	FT-FTA	FT%	OFF	DEF	TOT	AVG	PF	DQ	A	TO	BLK	STL	PTS	AVG
5	MILES, Olivia	9-9	293:51	32.7	51-101	.505	7-26	.269	26-33	.788	3	57	60	6.7	15	0	58	29	2	17	135	15.0
11	CITRON, Sonia	9-9	294:42	32.7	40-74	.541	13-25	.520	16-20	.800	8	40	48	5.3	18	0	20	18	11	17	109	12.1
21	WESTBELD, Maddy	9-9	242:59	27.0	37-91	.407	5-21	.238	13-21	.619	22	34	56	6.2	24	0	25	25	11	16	92	10.2
33	EBO, Lauren	9-1	233:24	25.9	34-69	.493	0-0	.000	13-19	.684	24	49	73	8.1	23	0	8	12	9	14	81	9.0
14	BRANSFORD, KK	9-0	186:58	20.8	26-46	.565	0-4	.000	26-38	.684	11	8	19	2.1	8	0	7	12	0	6	78	8.7
1	MABREY, Dara	8-8	220:55	27.6	18-78	.231	7-47	.149	6-8	.750	1	19	20	2.5	5	0	19	10	0	13	49	6.1
22	WATSON, Kylee	9-9	157:08	17.5	16-36	.444	0-0	.000	6-10	.600	5	24	29	3.2	18	0	4	14	7	3	38	4.2
4	PROSPER, Cassandre	8-0	87:28	10.9	9-35	.257	4-16	.250	6-9	.667	10	14	24	3.0	6	0	3	8	5	5	28	3.5
0	BROWN, Jenna	4-0	41:39	10.4	2-7	.286	0-2	.000	6-8	.750	5	2	7	1.8	3	0	3	2	1	2	10	2.5
15	MARSHALL, Natalija	5-0	34:50	7.0	2-5	.400	0-0	.000	1-2	.500	1	3	4	0.8	4	0	1	8	3	0	5	1.0
25	CERNUGEL, Sarah	3-0	06:05	2.0	0-2	.000	0-0	.000	0-0	.000	0	0	0	0.0	0	0	0	0	0	0	0	0.0
Team											20	29	49					3				
Total		9	1800		235-544	.432	36-141	.255	119-168	.708	110	279	389	43.2	124	0	148	141	49	93	625	69.4
Opponents		9	1800		185-563	.329	39-162	.241	72-109	.661	106	221	327	36.3	152	4	96	142	43	82	481	53.4

Team Statistics

	ND	OPP
Scoring	625	481
Points per game	69.4	53.4
Scoring margin	+16.0	-
Field goals-att	235-544	185-563
Field goal pct	.432	.329
3 point fg-att	36-141	39-162
3-point FG pct	.255	.241
3-pt FG made per game	4.0	4.3
Free throws-att	119-168	72-109
Free throw pct	.708	.661
F-Throws made per game	13.2	8.0
Rebounds	389	327
Rebounds per game	43.2	36.3
Rebounding margin	+6.9	-
Assists	148	96
Assists per game	16.4	10.7
Turnovers	141	142
Turnovers per game	15.7	15.8
Turnover margin	+0.1	-
Assist/turnover ratio	1.0	0.7
Steals	93	82
Steals per game	10.3	9.1
Blocks	49	43
Blocks per game	5.4	4.8
Winning streak	5	-
Home win streak	4	-
Attendance	21249	15330
Home games-Avg/Game	4-5312	5-3066
Neutral site-Avg/Game	-	0-0

Team Results

Date	Opponent	Score	Att.
12/18/2022	at Virginia Tech	W 63-52	4206
12/29/2022	at Miami (FL)	W 66-63	2153
01/01/2023	Boston College	W 85-48	5532
01/08/2023	at North Carolina	L 50-60	3976
01/12/2023	Wake Forest	W 86-47	4319
01/15/2023	at Syracuse	W 72-56	3736
01/19/2023	at Clemson	W 57-54	1259
01/22/2023	Virginia	W 76-54	6442
01/26/2023	Florida St.	W 70-47	4956



NIELE IVEY

KAREN & KEVIN KEYES HEAD COACH

3RD SEASON

14 COMBINED YEARS AS A COACH

19 COMBINED YEARS ON CAMPUS

IG & TWITTER: @IRISHCOACHIVEY

IVEY BIO

One of the finest point guards ever to wear the Notre Dame uniform, Niele Ivey (first name pronounced knee-elle) was announced as the fourth Karen & Kevin Keyes Family Head Women's Basketball Coach on April 22, 2020, just mere minutes after Muffet McGraw stepped down from her post after a Hall of Fame career.

Ivey is the common link to all nine of the program's Final Four appearances, two as a player and seven as an assistant coach, logging a combined 18 years on Notre Dame's campus (13 as a coach and five as a player).

"I am so honored to be able to follow in the legacy that Coach McGraw built here at Notre Dame," Ivey stated. "My love and appreciation for Coach McGraw is beyond anything I can express. She's more than a mentor, more than a friend, she's one of the most influential people in my life. I am full of gratitude for Coach McGraw and what she has done for me. She was the first to give me an opportunity to play for Notre Dame and coach here as well. I will forever be grateful for her love and support. I would also like to thank Jack Swarbrick and Father Jenkins for having the faith to move this program forward with me. I can never thank you enough for this incredible opportunity."

In her first year at the helm, Ivey not only had to balance settling into her new role with a young roster but also navigating the waters of both a national pandemic. In a shortened season due to Covid-19, Ivey's squad went 10-10 (8-7). In her first week on the job, Coach Ivey received verbals from now-sophomores Sonia Citron and Olivia Miles, who made up a top-five nationally ranked recruiting class.

As an assistant, the Irish went 386-55 (.875) during Ivey's time patrolling the sidelines. Notre Dame's recent decade of dominance (2010-19) had Ivey's handprints all over it – no other program had produced more trips to the national title game (six), and the Irish posted the third-most wins in that span as well (339).

That decade also consisted of 14 conference championships (eight regular-season plus six tournament titles split between the BIG EAST and ACC), seven Final Fours and a 2018 national championship.

Ivey expanded her basketball prowess when she stepped away from Notre Dame to accept an assistant coaching position with the Memphis Grizzlies for the 2019-20 season. Ivey proved to be a true trailblazer, becoming the ninth active female coach in the NBA.

Over that year, Ivey helped develop a young team, with a new coaching staff, into a playoff contender. Ivey worked with several different position groups with the Grizzlies, but primarily with standout guards Jarien Jackson and Ja Morant, as the latter won 2020 NBA Rookie of the Year honors.

Ivey originally joined the Fighting Irish women's basketball coaching staff in May 2007 (she added the title of recruiting coordinator in 2012 and was promoted to associate head coach in the summer of 2015). Ivey went on to spend 12 seasons under Coach McGraw before departing for the Memphis Grizzlies.

Over her last eight years in particular as an assistant, Notre Dame ranked in the top-12 in field goal percentage (led the country in 2013-14 season), scoring offense and assists. In fact, Notre Dame's offense over its back-to-back title game runs in 2018 and 2019 was one for the record books. The 2018 championship squad ranked in the top five in all the aforementioned categories. Meanwhile, the 2019 Irish took home the statistical championship for top-scoring offense in the country, averaging a program-record 88.6 points per game. In addition, they broke the program record for assists (804) while finishing second in shooting percentage (50.8 percent). The stat that is the icing on the cake to all of this — the 2019 starting five of Ogunbowale, Mabrey, Shepard, Turner and Young went down as the most prolific scoring fivesome in the history of NCAA Division I basketball (men's or women's), amassing an astonishing 10,230 combined career points.

In addition to her achievements in player development with such proteges as All-Americans Skylar Diggins, Jewell Loyd, Lindsay Allen and Arike Ogunbowale, Ivey emerged as a rising star on the recruiting trail, with a sharp eye for young up-and-coming talent. In fact, she helped Notre Dame attract top-12 incoming classes in nine of her last 10 years. In her last class, Coach Ivey nabbed No. 6 Samantha Brunelle and No. 18 Anaya Peoples. Fast forward to now and Coach Ivey nabbed a top-five recruiting class in year one.

What's more, Ivey displayed brilliant prowess when it came to scouting and in-game strategy. In her last six years as an assistant, she was directly responsible for creating the game plans that led to victories over



Duke (12 times), Tennessee (8 times), Florida State (7 times), Connecticut (5 times), Maryland (three times), Louisville (8 times), Syracuse (7 times), UCLA (three times), Baylor (twice), Texas A&M (3 times) and South Carolina, among many others.

In fact, Notre Dame is 5-3 all-time against UConn in the NCAA Tournament, which more than doubles the next best team's win total. Overall, over her last 12 years, the Irish have knocked off the Huskies nine times, while all other Division I teams combined for 10 wins.

All things considered, it was no surprise when Ivey was chosen as the inaugural recipient of the Women's Basketball Coaches Association (WBCA) Division I National Assistant Coach of the Year award in 2016.

Most notable players under Ivey's tutelage: Arike Ogunbowale, Jewell Loyd and Skylar Diggins-Smith. Ogunbowale was a two-time All-American, two-time Ann Meyers Drysdale Award finalist and the 2018 Final Four MVP after her famous Ice Twice. Ogunbowale graduated as the program's all-time leading scorer. Ivey helped mold Loyd into one of the country's top players from 2012-15. Loyd finished with 1,909 points and a 17.0 career points-per-game average. Loyd's best performances came against Top 25 teams, in which she averaged 22.8 points, 6.5 rebounds and 3.2 assists per game, including a school record-tying 41 at DePaul. Then there's Skylar Diggins-Smith. Under Ivey's guidance, Diggins-Smith made a seamless transition from shooting guard to point guard during her final three seasons, emerging as one of the nation's elite players to become one of just three two-time recipients of the Lieberman Award and a two-time consensus first-team All-America and BIG EAST Player of the Year selection. Diggins-Smith graduated in 2013 as the holder (or co-holder) of no fewer than 32 game, season or career records at Notre Dame, and ranks among the top five on an astounding 105 of the program's game, season or career charts.

Ivey sat out most of her freshman season at Notre Dame (1996-97 Final Four campaign) after suffering a season-ending knee injury five games in. However, she was awarded a fifth year of eligibility in 2000-01 and made the most of it, earning third-team AP All-America honors, the first Fighting Irish point guard to be so recognized. She also was the recipient of the 2001 Frances Pomeroy Naismith Award (nation's top senior player standing 5-foot-8 or under) and was a finalist for the 2001 Lieberman Award. In addition, Ivey made the 2001 NCAA Women's Final Four All-Tournament Team after averaging 16.5 points and 5.5 steals per game as the Fighting Irish defeated Connecticut and Purdue to win their first national title.

All told, Notre Dame went 109-22 (.832) during Ivey's last four seasons, reaching the NCAA Sweet 16 three times (1998, 2000, 2001) and rolling up a (then) school-record 34 wins in 2000-01. The Fighting Irish also won a share of their first BIG EAST regular-season championship in 2000-01 and were ranked in the top 10 of either or both the Associated Press and WNBA/USA Today polls for all but two weeks during her final three campaigns. While at Notre Dame, Ivey was a three-time all-BIG EAST selection (1999-2001), collecting first-team honors in 2001, and was tapped as the BIG EAST Player of the Week five times. She also led the Fighting Irish in steals in each of her final four seasons (1997-98 to 2000-01) and was the team's assist leader in her last three years, setting school records with 95 steals in 1999-2000 (since topped by Diggins) and 247 assists in 2000-01, along with a school-standard 2.67 assist/turnover ratio the latter season.

Ivey went on to play five seasons in the WNBA, beginning with her selection by the Indiana Fever in the second round (17th overall pick) of the 2001 WNBA Draft. She spent four seasons with the Fever, helping them to the first playoff berth in franchise history in 2002. Ivey signed with the Detroit Shock as a restricted free agent in 2005, and subsequently was acquired by the Phoenix Mercury later that season.

A native of St. Louis, Ivey graduated from Notre Dame's College of Arts and Letters in 2000 with a bachelor's degree in history.



JENNA BROWN

5-10 // GRADUATE // GUARD

ATLANTA, GA

THE LOVETT SCHOOL // STANFORD

IG: @JENNA.BROWN54

SEASON BESTS

Pts: 10 (vs Ball State, 11/20/22)
 Rebs: 5 (vs Ball State, 11/20/22)
 FGM: 4 (vs Ball State, 11/20/22)
 FGA: 5 (vs Ball State, 11/20/22)
 3FGM:
 3FGA: 1, 2x (last vs Florida State, 1/26/22)
 FTM: 4 (vs Western Michigan, 12/21/22)
 FTA: 4 (vs Western Michigan, 12/21/22)
 Ast: 4 (vs Northwestern, 11/16/22)
 Blk: 1 (vs Virginia, 1/22/23)
 Stl: 1, 5x (last vs Florida State, 1/26/22)
 Min: 22 (vs Merrimack, 12/10/22)

CAREER BESTS

Pts: 10 (vs Ball State, 11/20/22)
 Rebs: 7 (vs CSUN, 12/29/18)
 FGM: 4, 2x (last vs Ball State, 11/20/22)
 FGA: 8, 2x (last vs UCLA, 2/7/20)
 3FGM: 1, 4x (last vs UCLA, 2/7/20)
 3FGA: 4 (vs Idaho, 11/11/18)
 FTM: 4, 2x (vs Western Michigan, 12/21/22)
 FTA: 6 (vs USC, 2/9/20)
 Ast: 5 (vs Eastern Wash., 11/5/19)
 Blk: 1, 3x (last vs Virginia, 1/22/23)
 Stl: 1, 13x (last vs Florida State, 1/26/22)
 Min: 22, 2x (last vs Merrimack, 12/10/22)

GRADUATE SEASON AT NOTRE DAME (2022-23)

Posted a career-high 10 points against Ball State
 Was tied with Mabrey and Miles for the team leader in assists against Northwestern (4)
 Made her first career basket for Notre Dame against Northwestern

SENIOR SEASON AT STANFORD (2021-22)

Pac-12 Champions • Pac-12 Tournament Champions

Did not see any game action

JUNIOR SEASON (2020-21)

NCAA Champions • Pac-12 Champions • Pac-12 Tournament Champions

Pac-12 Academic Honor Roll

Took a medical redshirt

SOPHOMORE SEASON (2019-20)

Pac-12 Academic Honor Roll

Appeared in 24 games off the bench, averaging 2.0 points, 1.0 assists and 0.9 rebounds in 7.4 minutes

Tied a career-high with nine points against #10 UCLA (Feb. 7)

Missed the last seven games of the season due to injury

FRESHMAN SEASON (2018-19)

Pac-12 Tournament Champions

Came off the bench in 34 games and averaged 1.6 points and 0.9 rebounds in 8.1 minutes

Shot 31.1 percent from the field (19-of-61), 16.7 percent from behind the arc (3-of-18) and 56.0 percent at the line (14-of-25)

Scored a career-high nine points at Arizona (Jan. 13) and grabbed a career-high seven rebounds against CSUN (Dec. 29)

Handed out three assists in five games

PREP AND PERSONAL

A five-star talent, rated as the 18th best player in the country according to ESPN HoopGurlz and 13th by Prospects Nation

National High School Coaches Association Senior Girls' Basketball Athlete of the Year (2018)

McDonald's All-American (2018)

Jordan Brand Classic All-American (2018)

Naismith High School Girls' First Team All-American (2018)

SEASON

1..... Double-Figure Scoring..... 1


CAREER

2022-23 GAME-BY-GAME STATISTICS

Date	Opponent	GS/P	MIN	FG-A	3P-A	FT-A	RB	PF	A	TO	ST	BL	PTS
11/7	Northern Illinois	0-1	8:30	0-1	0-0	0-0	2	2	2	0	0	0	0
11/12	California	0-2	2:12	0-0	0-0	0-0	0	0	0	0	0	0	0
11/16	@ Northwestern	0-3	15:11	1-4	0-1	1-2	2	1	4	2	1	0	3
11/20	Ball State	0-4	16:01	4-5	0-0	2-2	5	0	0	0	1	0	10
11/24	vs American	0-5	8:24	0-1	0-0	0-0	0	0	0	2	0	0	0
11/26	vs Arizona State	0-6	3:49	1-1	0-0	1-2	0	0	0	0	0	0	3
12/1	Maryland												
12/4	@ UConn	0-7	0:21	0-0	0-0	0-0	0	0	0	0	0	0	0
12/8	@ Lafayette					[PPD]							
12/10	Merrimack	0-8	22:43	1-3	0-0	2-2	2	2	1	2	1	0	4
12/18	@ Virginia Tech												
12/21	Western Michigan	0-9	12:10	0-1	0-0	4-4	3	1	0	0	0	0	4
12/29	@ Miami												
1/1	Boston College	0-10	8:12	1-2	0-0	3-4	3	0	0	0	1	0	5
1/8	@ North Carolina												
1/12	Wake Forest	0-11	10:48	0-1	0-0	1-2	2	1	0	0	0	0	1
1/15	@ Syracuse												
1/19	@ Clemson												
1/22	Virginia	0-12	15:25	1-2	0-0	1-2	2	1	3	1	0	1	2
1/26	Florida State	0-13	7:14	0-2	0-1	2-2	0	1	0	1	1	0	2
1/29	@ NC State												
2/2	@ Boston College												
2/5	Duke												
2/9	Pittsburgh												
2/12	Syracuse												
2/16	Louisville												
2/19	@ Pittsburgh												
2/23	Georgia Tech												
2/26	@ Louisville												

BROWN'S OVERALL CAREER STATISTICS

Year	Team	GP	MP	FGM	FGA	FG%	3FG	3FGA	3FG%	FT	FTA	FT%	PTS	Avg	OREbs	DREbs	Tot Reb	Avg	AST	TO	STL	BLK	PF	G	DQ	Dbl	Dbl	Tech	Fouls	Trpl	Dbl
2018-19	Stanford		34	274:41	19	61	31.15	3	18	16.67	14	25	56.00	55	1.62	3	29	32	0.94	27	27	3	1	14	34						0
2019-20	Stanford		24	175:51	20	50	40.00	1	5	20.00	8	17	47.06	49	2.04	8	13	21	0.88	23	19	5	1	11	24						0
2020-21	Stanford																														
2022-23	Notre Dame		13	131:01	9	23	39.13	3	0.00	16	20	80.00	34	2.62	10	11	21	1.62	11	8	5	1	8	13							0
Totals			71	581:33	48	134	35.82	4	26	15.38	38	62	61.29	138	1.94	21	53	74	1.04	61	54	13	3	33	71						0



DARA MABREY

1

5-7 // GRADUATE // GUARD

BELMAR, NJ

MANASQUAN // VIRGINIA TECH

IG: DARAMABREY

SEASON BESTS

Pts: 19 (vs Ball State, 11/20/22)
 Rebs: 6, 3x (last vs Wake Forest, 1/12/23)
 FGM: 6, 3x (last at Syracuse, 1/15/23)
 FGA: 17 (at Syracuse, 1/15/23)
 3FGM: 5 (vs Ball State, 11/20/22)
 3FGA: 11, 2x (last at Syracuse, 1/15/23)
 FTM: 6 (vs Cal, 11/12/22)
 FTA: 8 (vs Cal, 11/12/22)
 Ast: 6 (vs Wake Forest, 1/12/23)
 Blk: 5 (at Clemson, 1/19/23)
 Min: 37 (at North Carolina, 1/8/23)

CAREER BESTS

Pts: 34 (at Ohio, 11/27/20)
 Rebs: 7, 2x (last vs PFW, 12/12/21)
 FGM: 11, 2x (last at Oklahoma, 3/21/22)
 FGA: 19, 2x (last at Oklahoma, 3/21/22)
 3FGM: 7, 2x (last at Oklahoma, 3/21/22)
 3FGA: 14 (at Ohio, 11/27/20)
 FTM: 12 (at North Carolina, 2/9/20)
 FTA: 12 (at North Carolina, 2/9/20)
 Ast: 7, 2x (last at Syracuse, 11/14/21)
 Blk: 2, 2x (last at Valpo, 12/8/21)
 Stl: 5 (at Clemson, 1/19/23)
 Min: 40, 2x (last at Ohio, 11/27/20)

GRADUATE SEASON (2022-23)

Suffered an ACL tear and tibial plateau fracture against Virginia, which ended her college career

Hit her 300th career 3-pointer at Syracuse, 145 of which have been at Notre Dame (other 155 were at Virginia Tech)

Made five three-pointers in the first half against Ball State, finished with 19 points

Sunk her 275th career three-point shot against Northwestern, becoming the all-time leading three-point shooter amongst her sisters. Marina made 274 three-pointers (first all-time at Notre Dame, while Michaela made 228 (sixth all-time at Notre Dame).

SENIOR SEASON (2021-22)

Started all 33 games, averaging 32.4 minutes. The team's leader and biggest talker on the floor.

Dara's 13 three-pointers tied for the 2nd most in the NCAA Tournament, behind 14 from South Carolina's Destanni Henderson, despite Dara playing just 3 games. In fact, Dara's 12 three's over the first two rounds were the most of any men's or women's player in the 2022 NCAA Tournament.

Dara tied her sister Marina for an ND record, 7 made three-pointers in an NCAA Tournament game, against Oklahoma. Dara was unconscious in the first quarter, making 5 three's in a row, totaling 17 points in the opening period.

Led the Irish in scoring in the NCAA Tournament, averaging 18.7 points. Dara shot 21-of-35 (.600) from the field and 13-of-23 (.565) from beyond the arc

Overall, her 2.2 threes/game led the team and ranked 4th in the ACC. Meanwhile, Dara connected on 36.9 percent from three, which ranked 5th in the league.

Late-game hero in win at No. 16 Georgia Tech on Feb. 17. Dara hit a shot clock buzzer-beater at 2:56 in the 4th then a big and-one at 1:23. She then scored 6 of her 11 points in OT.

Called sharpie on Virginia Tech when she iced the game with a dagger three with 3:12 remaining to keep the Irish up double digit points.

Hit a pivotal three at 7:34 in the 4th, followed by a tough layup in traffic at 5:16 in the win over No. 3 NC State on Feb. 1. Dara finished with 7 points.

Dara produced back-to-back season highs in the wins over Wake and No. 21 UNC, which resulted in her first ACC Player of the Week honor. She was also named the Naismith Trophy's National Player of the Week. Dara dropped 22 points at Wake, then 24 points over UNC, converting a season high 6 made three-pointers against the latter. She ultimately hit 9 three's on the week, including one from the WF logo.

Dara has started all 117 games played. When looking at all Division I players who have played at least 117 games over the last 4 years, just 17 others have started in every one.

SEASON

7 Double-Figure Scoring 71
 0 20+ Point Games 22
 0 30+ Point Games 1

CAREER**2022-23 GAME-BY-GAME STATISTICS**

Date	Opponent	GS/P	MIN	FG-A	3P-A	FT-A	RB	PF	A	TO	ST	BL	PTS
11/7	Northern Illinois	1-1	34:20	6-12	4-8	0-0	1	1	2	1	1	0	16
11/12	California	2-2	35:05	4-9	2-6	6-8	6	5	3	3	1	0	16
11/16	@ Northwestern	3-3	24:50	2-9	2-7	1-2	2	4	4	2	1	0	7
11/20	Ball State	4-4	28:57	6-12	5-10	2-2	3	0	3	4	1	0	19
11/24	vs American	5-5	34:31	4-9	3-7	4-4	2	0	0	0	0	0	15
11/26	vs Arizona State	6-6	31:02	2-10	1-6	2-2	3	2	0	1	0	0	7
12/1	Maryland	7-7	35:00	3-11	1-7	0-0	3	2	2	2	1	0	7
12/4	@ UConn	8-8	24:35	4-5	2-3	0-0	1	1	2	0	0	0	10
12/8	@ Lafayette												[PPD]
12/10	Merrimack	9-9	24:15	5-12	4-7	0-0	6	0	3	0	2	0	14
12/18	@ Virginia Tech	10-10	36:08	3-8	0-2	2-2	3	1	3	0	1	0	8
12/21	Western Michigan	11-11	34:48	3-6	2-4	0-0	2	2	5	4	1	0	8
12/29	@ Miami	12-12	35:08	2-10	2-7	1-2	1	1	5	3	0	0	7
1/1	Boston College	13-13	22:24	1-6	0-2	3-3	3	1	2	3	2	0	5
1/8	@ North Carolina	14-14	37:24	3-15	1-11	0-0	3	2	1	1	2	0	7
1/12	Wake Forest	15-15	24:32	2-8	0-5	0-0	6	0	6	2	2	0	4
1/15	@ Syracuse	16-16	34:07	6-17	3-11	0-1	2	0	1	1	0	0	15
1/19	@ Clemson	17-17	29:13	1-13	1-8	0-0	2	0	1	3	5	0	3
1/22	Virginia	18-18	1:59	0-1	0-1	0-0	0	0	0	0	1	0	0
1/26	Florida State												
1/29	@ NC State												
2/2	@ Boston College												
2/5	Duke												
2/9	Pittsburgh												
2/12	Syracuse												
2/16	Louisville												
2/19	@ Pittsburgh												
2/23	Georgia Tech												
2/26	@ Louisville												

MABREY'S OVERALL CAREER STATISTICS

Year	Team	GP	MP	FGM	FGA	FG%	3FG	3FGA	3FG%	FT	FTA	FT%	PTS	Avg	ORebs	DRebs	Tot Reb	Avg AST	STL	BLK	PF	G	DQ	DBl	Tech Fouls	Trpl Blk		
2018-19	Virginia Tech	34	951:49	126	285	44.21	80	173	46.24	50	60	83.33	382	11.24	6	51	57	1.68	92	86	24	3	59	34	0	0		
2019-20	Virginia Tech	30	977:02	116	295	39.32	75	206	36.41	49	58	84.48	356	11.87	10	70	80	2.67	53	55	22	4	57	30	2	0		
2020-21	Notre Dame	20	650:10	77	185	41.62	40	104	38.46	31	35	88.57	225	11.25	3	38	41	2.05	63	45	14	1	29	20				
2021-22	Notre Dame	33	1070:05	116	290	40.00	73	198	36.87	36	43	83.72	341	10.33	11	53	64	1.94	76	67	36	3	42	33		1		
2022-23	Notre Dame	18	528:19	57	173	32.95	33	112	29.46	21	26	80.77	168	9.33	3	46	49	2.72	43	27	21		22	18	1	1		
Totals		135	4177:25	492	1,228	40.07	301	793	37.96	187	222	84.23	1,472	10.90	33	258	291	2.16	327	280	117	11	209	135	3	0	2	0



CASSANDRE PROSPER 4

6-2 // FRESHMAN // GUARD

MONTREAL, QUEBEC

CAIRINE WILSON SECONDARY SCHOOL/CAPITAL COURTS ACADEMY

SEASON BESTS

Pts: 12 (vs Wake Forest, 1/12/23)
 Rebs: 9 (vs Boston College, 1/1/23)
 FGM: 4 (vs Wake Forest, 1/12/23)
 FGA: 9, 2x (last vs Florida State, 1/26/23)
 3FGM: 2 (vs Wake Forest, 1/12/23)
 3FGA: 5, 2x (last vs Virginia, 1/22/23)
 FTM: 4 (vs Florida State, 1/26/23)
 FTA: 6 (vs Florida State, 1/26/23)
 Ast: 1, 3x (last vs Virginia, 1/22/23)
 Blk: 3 (vs Virginia, 1/22/23)
 Stl: 3 (vs Florida State, 1/26/23)
 Min: 18 (vs Virginia, 1/22/23)

CAREER BESTS

Pts: 12 (vs Wake Forest, 1/12/23)
 Rebs: 9 (vs Boston College, 1/1/23)
 FGM: 4 (vs Wake Forest, 1/12/23)
 FGA: 9, 2x (last vs Florida State, 1/26/23)
 3FGM: 2 (vs Wake Forest, 1/12/23)
 3FGA: 5, 2x (last vs Virginia, 1/22/23)
 FTM: 4 (vs Florida State, 1/26/23)
 FTA: 6 (vs Florida State, 1/26/23)
 Ast: 1, 3x (last vs Virginia, 1/22/23)
 Blk: 3 (vs Virginia, 1/22/23)
 Stl: 3 (vs Florida State, 1/26/23)
 Min: 18 (vs Virginia, 1/22/23)

EARLY ENROLLEE SEASON (2022-23)

Drained back-to-back 3-pointers against Wake Forest

In just her second game in a Notre Dame uniform, Prosper led Notre Dame against Boston College with 9 rebounds

Made Notre Dame debut against Miami, recorded a block

PREP AND PERSONAL

Attended Capital Courts Academy

Member of the 2023 Naismith Midseason Watch List for high school girls basketball before making early-enrollment announcement

2022 Ontario Scholastic Basketball Association Final 8 High School Championships MVP after posting 33 points, 15 rebounds and a pair of assists in a 65-61 win over King's Christian

2022 Ontario Scholastic Basketball Association season MVP and First-Team All-Star

2022 Biosteel Player of the year recognizing her as the top high school player in the country

Averaged 25.1 points to lead the league in scoring while grabbing 13.7 rebounds, 2.9 assists, 3.1 steals and 2.6 blocks and led the team to its first ever OSBA championship in Spring 2022

Played AAU with Become One during Spring/Summer 2022 and previously played for Kia Nurse Elite

Was the No. 16 overall recruit in the 2023 class per the ESPN HoopGurlz Recruiting Rankings and the No. 1 overall player by ASGR/HoopSeenW

2022 Basketball Without Borders Americas selection, named BWB MVP

2022 Under Armour Top 60 selection, won "Queen of the Court" honors

2022 Under Armour Elite 24 selection

2022 Curry Camp selection, which recognizes the top-12 guards in the country in the 2023 class

Just the second Notre Dame women's basketball player to ever enroll early, joining current point guard Olivia Miles

TEAM CANADA

2022 Canada U-17 National Team member

Started in all seven games, averaging 14.0 points, 9.6 rebounds, 2.4 assists, 4.6 steals and 3.0 blocks

Scored 11 points with 10 rebounds and eight blocks against the USA in semifinal game

Led U-17 Team to fourth-place finish in 2022 FIBA World Cup with 18 points, five rebounds, five assists, five steals and two blocks

Made the 2022 FIBA Americas Cup All-Star Five Team

SEASON

1 Double-Figure Scoring..... 1
 0 Double-Figure Rebounding..... 0

CAREER

2022-23 GAME-BY-GAME STATISTICS

Date	Opponent	GS/P	MIN	FG-A	3P-A	FT-A	RB	PF	A	TO	ST	BL	PTS
11/7	Northern Illinois												
11/12	California												
11/16	@ Northwestern												
11/20	Ball State												
11/24	vs American												
11/26	vs Arizona State												
12/1	Maryland												
12/4	@ UConn												
12/8	@ Lafayette												
12/10	Merrimack												
12/18	@ Virginia Tech												
12/21	Western Michigan												
12/29	@ Miami	0-1	3:17	0-0	0-0	0-0	1	0	0	1	0	1	0
1/1	Boston College	0-2	16:35	3-7	1-1	0-0	9	1	1	2	2	0	7
1/8	@ North Carolina	0-3	6:13	0-0	0-0	0-0	0	1	0	1	0	0	0
1/12	Wake Forest	0-4	17:15	4-9	2-5	2-3	5	1	1	1	0	0	12
1/15	@ Syracuse	0-5	6:35	1-3	0-1	0-0	1	0	0	0	0	0	2
1/19	@ Clemson	0-6	2:17	0-1	0-0	0-0	0	0	0	1	0	0	0
1/22	Virginia	0-7	18:36	1-6	1-5	0-0	3	1	1	1	0	3	3
1/26	Florida State	0-8	16:41	0-9	0-4	4-6	5	2	0	1	3	1	4
1/29	@ NC State												
2/2	@ Boston College												
2/5	Duke												
2/9	Pittsburgh												
2/12	Syracuse												
2/16	Louisville												
2/19	@ Pittsburgh												
2/23	Georgia Tech												
2/26	@ Louisville												

PROSPER'S OVERALL CAREER STATISTICS

Year	Team	GP	MP	FGM	FGA	FG%	3FG	3FGA	3FG%	FT	FTA	FT%	PTS	Avg	ORebs	DRebs	Tot Reb	Avg	AST	TO	STL	BLK	PF	G	DQ	DbI	DbI	Tech	Fouls	Trpl	DbI
2022-23	Notre Dame		8	87:28	9	35	25.71	4	16	25.00	6	9	66.67	28	3.50	10	14	24	3.00	3	8	5	5	6	8						
Totals			8	87:28	9	35	25.71	4	16	25.00	6	9	66.67	28	3.50	10	14	24	3.00	3	8	5	5	6	8						



OLIVIA MILES

5

5-10 // SOPHOMORE // GUARD

PHILLIPSBURG, NJ

BLAIR ACADEMY

IG: [_OLIVIAMILES_](#)

SEASON BESTS

Pts: 23 (at Syracuse, 1/15/23)
 Rebs: 13, 2x (last at Virginia Tech, 12/18/22)
 FGM: 11 (at Syracuse, 1/15/23)
 FGA: 18, 2x (last at Clemson, 1/19/23)
 3FGM: 3 (at Clemson, 1/19/23)
 3FGA: 8 (at Clemson, 1/19/23)
 FTM: 9 (vs NU 11/16/22)
 FTA: 9 (vs NU 11/16/22)
 Ast: 14 (vs Merrimack, 12/10/22)
 Blk: 1, 5x (last at Clemson, 1/19/23)
 Stl: 6 (vs NIU, 11/7/22)
 Min: 38 (at Clemson, 1/19/23)

CAREER BESTS

Pts: 30 (vs Boston College, 1/30/22)
 Rebs: 13, 3x (last at Virginia Tech, 12/18/22)
 FGM: 12 (vs Boston College, 1/30/22)
 FGA: 20 (vs Georgia, 11/26/21)
 3FGM: 4 (vs Boston College, 1/30/22)
 3FGA: 8, 2x (last at Clemson, 1/19/23)
 FTM: 9 (vs Northwestern, 11/16/22)
 FTA: 9 (vs Northwestern, 11/16/22)
 Ast: 14, 2x (last vs Merrimack, 12/10/22)
 Blk: 1, 5x (last at Clemson, 1/19/23)
 Stl: 6, 2x (last vs NIU, 11/7/22)
 Min: 39 (at DePaul, 12/22/21)

SOPHOMORE SEASON (2022-23)

John R. Wooden Award Top 25 Watch List

Recorded third career triple-double against Merrimack, passing Skylar Diggins and Jackie Young for most career triple-doubles in Notre Dame women's basketball history

Named the No. 4 player in the nation by ESPN in the updated Top 25 Players List

Two-time ACC Player of the Week (Dec. 5 & Dec. 19)

Only ND player with back-to-back 20-point games this year

Wade Trophy Watch List // Wooden Watch List (Preseason & Midseason) // Nancy Lieberman Award Watch List // Naismith Trophy Watch List

Preseason First Team All-ACC

FRESHMAN SEASON (2021-22)

Nancy Lieberman Award Top-Five Finalist

Naismith Trophy Midseason Team

First-Team All-ACC (only freshman on the list) // AP All-American Honorable Mention

Second-Team All-ACC Tournament

No. 2 freshman in the country, per ESPN

2021-22 ACC Newcomer Watch List

Led the team with 13.7 points and 7.4 assists per game

Her 7.4 assists per game ranked second nationally last season and fourth all-time in Irish program history

Had eight appearances with 10+ assists. No other ACC player had more than one last year

Was the first freshman — man or woman — to record a triple-double in the NCAA Tournament. Nearly averaged a triple-double in the NCAA Tournament (14 ppg, 8 rpg, 9.7 apg)

First freshman to start a season opener at point guard since 2013 (Lindsay Allen)

AS AN EARLY ENROLLEE (2020-21)

First early enrollee ever at Notre Dame

Immediate Impact: Ended season with 5 straight games in double figures, totaling 52 points (10.4 ppg).

Her 9.3 ppg ranked as the 4th highest on the team. Also averaged 3.5 apg, which would have ranked first

SEASON

17 Double-Figure Scoring.....47
 4 Double-Figure Assists12
 1 Triple-Doubles.....3

CAREER

2022-23 GAME-BY-GAME STATISTICS

Date	Opponent	GS/P	MIN	FG-A	3P-A	FT-A	RB	PF	A	TO	ST	BL	PTS
11/7	Northern Illinois	1-1	29:05	5-14	1-4	6-7	10	0	6	2	6	1	17
11/12	California	2-2	31:10	4-10	2-4	3-4	5	4	10	5	2	0	13
11/16	@ Northwestern	3-3	24:04	6-13	0-3	9-9	6	2	4	2	4	0	21
11/20	Ball State	4-4	28:53	4-7	1-2	4-4	7	2	11	3	3	1	13
11/24	vs American	5-5	27:54	7-8	1-2	4-8	10	3	3	6	2	0	19
11/25	vs Arizona State	6-6	28:31	5-12	0-1	3-4	7	2	6	0	0	0	13
12/1	Maryland	7-7	25:04	6-9	1-3	1-1	4	4	7	3	2	0	14
12/4	@ UConn	8-8	35:21	10-18	0-2	1-3	8	1	4	5	2	1	21
12/8	@ Lafayette												[PPD]
12/10	Merrimack	9-9	27:45	3-4	0-1	7-8	13	0	14	3	1	0	13
12/18	@ Virginia Tech	10-10	35:40	6-17	1-3	3-4	13	0	7	2	5	1	16
12/21	Western Michigan	11-11	30:25	3-6	0-2	2-2	7	2	12	3	2	0	8
12/29	@ Miami	12-12	36:58	4-10	0-1	4-4	8	2	9	5	0	0	12
1/1	Boston College	13-13	27:31	7-10	0-2	3-5	6	1	5	5	3	0	17
1/8	@ North Carolina	14-14	34:08	5-9	0-4	5-6	7	3	5	5	2	0	15
1/12	Wake Forest	15-15	28:16	5-8	0-0	3-4	6	0	4	1	1	0	13
1/15	@ Syracuse	16-16	36:09	11-15	1-2	0-0	7	2	7	2	2	0	23
1/19	@ Clemson	17-17	38:55	7-18	3-8	3-4	4	1	8	3	4	1	20
1/22	Virginia	18-18	26:36	4-7	1-3	3-4	4	3	7	4	0	0	12
1/26	Florida State	19-19	29:38	2-7	1-3	2-2	5	3	6	2	0	0	7
1/29	@ NC State												
2/2	@ Boston College												
2/5	Duke												
2/9	Pittsburgh												
2/12	Syracuse												
2/16	Louisville												
2/19	@ Pittsburgh												
2/23	Georgia Tech												
2/26	@ Louisville												

MILES' OVERALL CAREER STATISTICS

Year	Team	GP	MP	FGM	FGA	FG%	3FG	3FGA	3FG%	FT	FTA	FT%	PTS	Avg	ORebs	DRebs	Tot Reb	Avg	AST	TO	STL	BLK	PF	G	DQ	DbI	DbI	Tech	Fouls	Trpl	DbI
2020-21	Notre Dame		6	136:20	24	47	51.06	1	10	10.00	7	15	46.67	56	9.33	10	12	22	3.67	21	18	7	1	14	6						
2021-22	Notre Dame		33	1098:59	177	389	45.50	33	122	27.05	65	96	67.71	452	13.70	16	172	188	5.70	244	124	59	7	70	33	1	9				2
2022-23	Notre Dame		19	582:03	104	202	51.49	13	50	26.00	66	83	79.52	287	15.11	6	131	137	7.21	135	61	41	5	35	19		6			1	
Totals			58	1817:22	305	638	47.81	47	182	25.82	138	194	71.13	795	13.71	32	315	347	5.98	400	203	107	13	119	58	1	15			3	



SONIA CITRON 11

6-1 // SOPHOMORE // GUARD

SCARSDALE, NY

THE URSULINE SCHOOL

IG: SONIACITRON

SEASON BESTS

Pts: 24, 2x (last vs Maryland 12/1/22)
 Rebs: 10, 2x (last vs Maryland 12/1/22)
 FGM: 8, 2x (last vs Maryland 12/1/22)
 FGA: 14, 2x (last vs Maryland, 12/1/22)
 3FGM: 6 (vs Virginia, 1/22/23)
 3FGA: 7 (vs Virginia, 1/22/23)
 FTM: 11 (vs American, 11/24/22)
 FTA: 12 (vs American, 11/24/22)
 Ast: 4, 2x (last vs Boston College, 1/1/23)
 Blk: 3, 2x (last vs Virginia Tech, 12/18/22)
 Stl: 4 (vs Wake Forest, 1/12/23)
 Min: 38 (vs Maryland, 12/1/22)

CAREER BESTS

Pts: 29 (at Michigan St, 12/2/21)
 Rebs: 13 (vs Clemson, 2/24/22)
 FGM: 9 (at Michigan St, 12/2/21)
 FGA: 17 (at Louisville, 2/13/22)
 3FGM: 6 (vs Virginia, 1/22/23)
 3FGA: 7, 3x (last vs Virginia, 1/22/23)
 FTM: 11, 2x (last vs American, 11/24/22)
 FTA: 12, 2x (last vs American, 11/24/22)
 Ast: 8 (vs Clemson, 2/24/22)
 Blk: 3, 3x (last vs Virginia Tech, 12/18/22)
 Stl: 4, 5x (last vs Wake Forest, 1/12/23)
 Min: 42 (at Georgia Tech, 2/17/22)

SEASON

15 Double-Figure Scoring 38
 3 20+ Point Games 6

CAREER

2022-23 GAME-BY-GAME STATISTICS

Date	Opponent	GS/P	MIN	FG-A	3P-A	FT-A	RB	PF	A	TO	ST	BL	PTS
11/7	Northern Illinois	1-1	28:40	4-9	0-2	0-0	9	1	3	3	2	0	8
11/12	California	2-2	34:02	4-9	0-2	6-6	5	2	0	5	1	0	14
11/16	@ Northwestern	3-3	35:24	8-10	4-5	4-5	10	3	3	2	0	1	24
11/20	Ball State	4-4	29:40	6-11	1-3	1-2	8	2	4	5	3	1	14
11/24	vs American	5-5	31:36	3-11	0-2	11-12	7	3	2	2	1	0	17
11/26	vs Arizona State	6-6	32:58	7-14	1-2	0-1	7	3	2	3	1	0	15
12/1	Maryland	7-7	38:20	8-14	4-5	4-4	10	1	1	3	2	0	24
12/4	@ UConn	8-8	38:22	4-7	1-3	1-1	6	1	3	4	1	0	10
12/8	@ Lafayette												[PPD]
12/10	Merrimack	9-9	24:45	6-10	0-2	1-1	5	0	1	0	1	3	13
12/18	@ Virginia Tech	10-10	35:43	4-8	0-1	3-3	4	3	2	3	0	3	11
12/21	Western Michigan	11-11	26:04	5-11	2-3	4-4	6	2	1	2	2	0	16
12/29	@ Miami	12-12	35:11	5-8	1-3	2-3	1	0	3	3	2	2	13
1/1	Boston College	13-13	27:42	7-9	1-1	0-0	6	1	4	1	3	2	15
1/8	@ North Carolina	14-14	32:52	4-11	1-4	4-5	3	3	0	1	2	1	13
1/12	Wake Forest	15-15	25:22	3-4	0-0	2-2	2	2	3	1	4	2	8
1/15	@ Syracuse	16-16	35:04	3-4	2-2	0-0	6	2	2	2	1	1	8
1/19	@ Clemson	17-17	37:03	1-8	0-3	0-1	9	2	1	5	3	0	2
1/22	Virginia	18-18	31:05	7-11	6-7	0-0	9	3	3	1	1	0	20
1/26	Florida State	19-19	34:40	6-11	2-4	5-6	8	2	2	1	1	0	19
1/29	@ NC State												
2/2	@ Boston College												
2/5	Duke												
2/9	Pittsburgh												
2/12	Syracuse												
2/16	Louisville												
2/19	@ Pittsburgh												
2/23	Georgia Tech												
2/26	@ Louisville												

SOPHOMORE SEASON (2022-23)

Started game against UVA with six straight made 3s on six attempts (Notre Dame record is seven set in 2000)

Posted a 13-game double-digit scoring streak from 11/12/22 (Cal)-1/8/23 (UNC)

FRESHMAN SEASON (2021-22)

2021-22 ACC Rookie of the Year

Six-time ACC Freshman of the Week

No. 6 freshman in the nation per ESPN

Averaged 14 points per game during Notre Dame's NCAA Tournament run to the Sweet 16

Freshmen-only ACC rankings — ranked 2nd in scoring, 1st in rebounding and 3rd in assists — only player in top-3 of all 3 categories. Citron had the highest PTS+REB+AST/Game of any ACC freshman with her 20.7

PREP AND PERSONAL

2021 Jordan Brand Classic // 2021 McDonald's All-American - Became the 24th Irish player to earn the accolade

Two-time Gatorade New York Player of the Year (2020, 2021)

2021 Section I Miss Basketball // 2021 MaxPreps 2nd Team All-America // 2021 MaxPreps New York High School Girls Basketball Player of the Year

Finished with 2,243 career points and 1,192 career rebounds, averaged 26.5 ppg, 11.2 rpg, 5.0 apg during her senior year

Citron ended her high school career with 38 consecutive victories. Ultimately went 79-5 at Ursuline

2020 NYSSWA Class AA Player of the Year // 2020 Section 1 Girls Basketball Coaches Association Player of the Year // 2020 Journal News Player of the Year in Westchester/Putnam

TEAM USA

Selected to USA U19 World Cup Team in 2021

USA U-16 National Team member in 2019

Started in all six games and averaged 13.3 points, 2.8 rebounds and 1.8 assists. Helped Team USA to a 6-0 record and gold medal in Chile. Citron was named to the All-Tournament Team.

CITRON'S OVERALL CAREER STATISTICS

Year	Team	GP	MP	FGM	FGA	FG%	3FG	3FGA	3FG%	FT	FTA	FT%	PTS	Avg	OREbs	DREbs	Tot Reb	Avg	AST	TO	STL	BLK	PF	G	DQ	Dbl	Tech	Fouls	Trpl	Dbl
2021-22	Notre Dame		33	1005:15	136	303	44.88	28	82	34.15	91	108	84.26	391	11.85	56	162	218	6.61	74	69	54	12	63	33		5			
2022-23	Notre Dame		19	614:33	95	180	52.78	26	54	48.15	48	56	85.71	264	13.89	25	96	121	6.37	40	47	30	16	36	19		2			
Totals			52	1619:48	231	483	47.83	54	136	39.71	139	164	84.76	655	12.60	81	258	339	6.52	114	116	84	28	99	52		7			



KK BRANSFORD 14

5-11 // FRESHMAN // GUARD

CINCINNATI, OH

MOUNT NOTRE DAME

IG: KKBRANSFORD

SEASON BESTS

Pts: 17 (vs Boston College, 1/1/23)
 Rebs: 9 (vs Arizona State, 11/26/22)
 FGM: 6, 2x (last vs Florida State, 1/26/23)
 FGA: 11 (vs Florida State, 1/26/23)
 3FGM: 1 (vs Western Michigan, 12/21/22)
 3FGA: 1, 7x (last vs Virginia, 1/22/23)
 FTM: 8 (vs Ball State, 11/20/22)
 FTA: 9 (vs Boston College, 1/1/23)
 Ast: 3, 2x (last vs Arizona State, 11/26/22)
 Blk: 1 (vs Cal, 11/12/22)
 Stl: 3, 2x (last at Clemson, 1/19/23)
 Min: 27 (vs Florida State, 1/26/23)

CAREER BESTS

Pts: 17 (vs Boston College, 1/1/23)
 Rebs: 9 (vs Arizona State, 11/26/22)
 FGM: 6, 2x (last vs Florida State, 1/26/23)
 FGA: 11 (vs Florida State, 1/26/23)
 3FGM: 1 (vs Western Michigan, 12/21/22)
 3FGA: 1, 7x (last vs Virginia, 1/22/23)
 FTM: 8 (vs Ball State, 11/20/22)
 FTA: 9 (vs Boston College, 1/1/23)
 Ast: 3, 2x (last vs Arizona State, 11/26/22)
 Blk: 1 (vs Cal, 11/12/22)
 Stl: 3, 2x (last at Clemson, 1/19/23)
 Min: 27 (vs Florida State, 1/26/23)

SEASON

7.....Double-Figure Scoring.....7

CAREER

FRESHMAN SEASON (2022-23)

Posted a career-high 17 points off the bench against Boston College
 Hit first collegiate three-pointer against Western Michigan
 Helped spark a second-half comeback over Arizona State with 14 points and a career-high 9 rebounds
 Made her Notre Dame debut against Northern Illinois

PREP AND PERSONAL

2022 McDonald's All-American
 Back-to-back Ms. Ohio Basketball (2021 & 2022) – became the 6th player in Ohio high school history to win consecutive Ms. Ohio Basketball awards
 2022 Naismith High School All-American
 Ranked 29th overall in her class and valued as the seventh best guard
 MND's all-time leading scorer with 2,172 career points
 Led MND to two of their eight all-time Ohio state titles – note that the 2020 team was 28-0 when covid ended the season
 Three-time Ohio Final Four team
 Spearheaded Mount Notre Dame to a combined 111-3 overall record (2019-22). The Cougars built a nation's best 98-game win streak before losing in the State Regional Final game. It marked the second longest consecutive win streak in Ohio high school girls basketball history
 Led the Girls Greater Catholic League all four years at MND in scoring
 Averaged 21.3 ppg as a senior, with a league leading 5.1 apg. She also averaged 8.3 rpg and 2.5 spg.
 Four-time Greater Girls Catholic League champions
 2021 Ohio Gatorade Player of the Year
 2021 MaxPreps Ohio Player of the Year
 2021 MaxPreps All-America First Team

TEAM USA

Made USA U16 Basketball Team in 2019. Won the gold medal at the 2019 FIBA Americas. Averaged 5.0 points, 2.7 rebounds and two assists per game during USA's 6-0 run in Chile

2022-23 GAME-BY-GAME STATISTICS

Date	Opponent	GS/P	MIN	FG-A	3P-A	FT-A	RB	PF	A	TO	ST	BL	PTS
11/7	Northern Illinois	0-1	19:19	2-5	0-1	2-2	3	1	3	0	1	0	6
11/12	California	0-2	17:38	0-3	0-0	3-4	3	4	1	1	0	1	3
11/16	@ Northwestern	0-3	18:57	1-5	0-0	1-2	2	2	0	1	0	0	3
11/20	Ball State	0-4	21:16	4-8	0-1	8-8	6	3	1	1	0	0	16
11/24	vs American	0-5	23:59	6-8	0-0	0-0	0	1	0	0	3	0	12
11/26	vs Arizona State	0-6	25:36	5-8	0-0	4-7	9	1	3	1	2	0	14
12/1	Maryland	0-7	26:01	3-6	0-0	2-4	2	1	0	1	2	0	8
12/4	@ UConn	0-8	24:33	1-5	0-0	0-0	2	3	1	0	1	0	2
12/8	@ Lafayette												[PPD]
12/10	Merrimack	0-9	17:09	3-10	0-0	4-5	6	0	0	1	1	0	10
12/18	@ Virginia Tech	0-10	15:45	0-0	0-0	1-2	0	2	0	1	0	0	1
12/21	Western Michigan	0-11	20:20	2-5	1-1	0-0	1	2	1	1	0	0	5
12/29	@ Miami	0-12	14:15	3-7	0-0	0-2	1	0	1	2	0	0	6
1/1	Boston College	0-13	22:32	5-5	0-0	7-9	0	1	1	1	0	0	17
1/8	@ North Carolina	0-14	17:47	0-1	0-0	4-6	0	3	0	3	0	0	4
1/12	Wake Forest	0-15	21:06	3-5	0-1	3-4	4	0	0	0	1	0	9
1/15	@ Syracuse	0-16	25:51	4-6	0-1	1-2	4	1	2	0	1	0	9
1/19	@ Clemson	0-17	16:58	2-4	0-1	3-4	2	0	1	1	3	0	7
1/22	Virginia	0-18	25:36	3-7	0-1	4-4	3	1	1	2	1	0	10
1/26	Florida State	0-19	27:08	6-11	0-0	3-5	5	0	1	2	0	0	15
1/29	@ NC State												
2/2	@ Boston College												
2/5	Duke												
2/9	Pittsburgh												
2/12	Syracuse												
2/16	Louisville												
2/19	@ Pittsburgh												
2/23	Georgia Tech												
2/26	@ Louisville												

BRANSFORD'S OVERALL CAREER STATISTICS

Year	Team	GP	MP	FGM	FGA	FG%	3FG	3FGA	3FG%	FT	FTA	FT%	PTS	Avg	ORebs	DRebs	Tot Reb	Avg	AST	TO	STL	BLK	PF	G	DQ	DbI	DbI	Tech Fouls	Trpl Dbl
2022-23	Notre Dame	19	401:44	53	109	48.62	1	7	14.29	50	70	71.43	157	8.26	28	25	53	2.79	17	19	16	1	26	19					
Totals		19	401:44	53	109	48.62	1	7	14.29	50	70	71.43	157	8.26	28	25	53	2.79	17	19	16	1	26	19					



NATALIJA MARSHALL 15

6-5 // JUNIOR // FORWARD

QUEENS, NY

CHRIST THE KING

IG: NATALIJAMARSHALL

JUNIOR SEASON (2022-23)

Had 13 points against Merrimack, a career-high

Posted a career-high seven rebounds against Northwestern

SOPHOMORE SEASON (2021-22)

After spending the entire 2020-21 season rehabbing her ACL injury, Marshall finally made her Irish debut in the Nov. 9 season opener vs Ohio. It had been 22 months without playing an official game.

Scored in 9 of 13 games played, averaging 8.5 minutes off the bench.

Tied her career high of 5 rebounds vs Pitt on Dec. 19.

Posted the best plus/minus (+7) in the win at Michigan State on Dec. 2. Marshall supplied 8 points in 14 minutes on 4-of-9 shooting.

When given 28 minutes of action vs Bryant, Marshall delivered with her first career double-digit scoring effort with 11 points. She was all over the court – she grabbed 5 rebounds, dished out 4 assists, blocked 2 shots and earned 4 steals.

Provided some key minutes in the 1st half at Syracuse when Westbeld/Dodson were sitting with early fouls.

Missed the 2nd half of the season due to surgery on her left knee – medial meniscus tear

FRESHMAN SEASON (2020-21)

Senior year in high school was cut short due to an ACL tear in December of 2019.

Spent the 2020-21 season rehabbing an ACL tear from high school.

PREP AND PERSONAL

Ranked 32nd overall in the 2020 class and eighth in her position

Invited to 2020 Jordan Brand Classic

SEASON BESTS

Pts: 13 (vs Merrimack, 12/10/22)
 Rebs: 7 (at Northwestern, 11/16/22)
 FGM: 4, 2x (last vs Merrimack, 12/10/22)
 FGA: 8 (vs Merrimack, 12/10/22)
 3FGM:
 3FGA:
 FTM: 6 (vs American, 11/24/22)
 FTA: 11 (vs American, 11/24/22)
 Ast: 1, 3x (last vs Boston College, 1/1/23)
 Blk: 2 (vs Ball State, 11/20/22)
 Stl: 1 (vs NIU, 11/7/22)
 Min: 23 (vs Merrimack, 12/10/22)

CAREER BESTS

Pts: 13 (vs Merrimack, 12/10/22)
 Rebs: 7 (at Northwestern 11/16/22)
 FGM: 4, 4x (last vs Merrimack, 12/10/22)
 FGA: 9 (at Michigan State, 12/2/21)
 3FGM:
 3FGA:
 FTM: 6 (vs American, 11/24/22)
 FTA: 11 (vs American, 11/24/22)
 Ast: 4 (vs Bryant, 11/21/21)
 Blk: 2, 2x (last vs Ball State 11/20/22)
 Stl: 4 (vs Bryant, 11/21/21)
 Min: 28 (vs Bryant, 11/21/21)

SEASON

1..... Double-Figure Scoring.....2

CAREER

2022-23 GAME-BY-GAME STATISTICS

Date	Opponent	GS/P	MIN	FG-A	3P-A	FT-A	RB	PF	A	TO	ST	BL	PTS
11/7	Northern Illinois	0-1	10:38	3-5	0-0	3-4	2	0	0	0	1	1	9
11/12	California	0-2	15:02	4-5	0-0	1-1	6	2	1	1	0	1	9
11/16	@ Northwestern	0-3	15:26	1-1	0-0	2-6	7	4	0	1	0	1	4
11/20	Ball State	0-4	14:04	1-3	0-0	2-2	2	2	1	2	0	2	4
11/24	vs American	0-5	14:14	1-2	0-0	6-11	6	1	0	0	0	1	8
11/26	vs Arizona State	0-6	1:58	0-0	0-0	0-0	0	0	0	0	0	0	0
12/1	Maryland	0-7	1:14	0-0	0-0	0-0	0	0	0	0	0	0	0
12/4	@ UConn	0-8	2:45	0-0	0-0	0-0	0	2	0	1	0	0	0
12/8	@ Lafayette					[PPD]							
12/10	Merrimack	0-9	23:49	4-8	0-0	5-5	5	2	0	1	0	1	13
12/18	@ Virginia Tech	0-10	4:10	0-1	0-0	0-0	0	0	0	0	0	0	0
12/21	Western Michigan	0-11	11:20	2-4	0-0	1-2	2	1	0	2	0	0	5
12/29	@ Miami												
1/1	Boston College	0-12	9:30	1-1	0-0	0-0	0	2	1	2	0	1	2
1/8	@ North Carolina												
1/12	Wake Forest	0-13	11:42	0-2	0-0	0-0	1	1	0	3	0	1	0
1/15	@ Syracuse												
1/19	@ Clemson												
1/22	Virginia	0-14	8:22	1-1	0-0	1-2	2	1	0	3	0	1	3
1/26	Florida State	0-15	1:06	0-0	0-0	0-0	1	0	0	0	0	0	0
1/29	@ NC State												
2/2	@ Boston College												
2/5	Duke												
2/9	Pittsburgh												
2/12	Syracuse												
2/16	Louisville												
2/19	@ Pittsburgh												
2/23	Georgia Tech												
2/26	@ Louisville												

MARSHALL'S OVERALL CAREER STATISTICS

Year	Team	GP	MP	FGM	FGA	FG%	3FG	3FGA	3FG%	FT	FTA	FT%	PTS	Avg	ORebs	DRebs	Tot Reb	Avg	AST	TO	STL	BLK	PF	G	DQ	DbI	DbI	Tech Fouls	Trpl DbI
2021-22	Notre Dame	13	110:39	16	42	38.10				10	20	50.00	42	3.23	9	10	19	1.46	6	4	7	5	14	13					
2022-23	Notre Dame	15	145:21	18	33	54.55				21	33	63.64	57	3.80	22	11	33	2.20	3	16	1	10	18	15					
Totals		28	256:00	34	75	45.33				31	53	58.49	99	3.54	31	21	52	1.86	9	20	8	15	32	28					



LAUREN ZWETZIG

20

5-9 // JUNIOR // GUARD

FORT COLLINS, CO

FOSSIL RIDGE

IG: LAURENZWETZIG

JUNIOR SEASON AT NOTRE DAME (2022-23)

Will miss the 2022-23 year due to injury

FRESHMAN SEASON AT HAVERFORD COLLEGE (2020-21)

Season was canceled due to COVID-19 pandemic

PREP AND PERSONAL

Senior captain (2020)

Two-time First-team All-Colorado

First-team all-conference (2020)

All-Colorado Honorable Mention (2020)

Four-time Academic All-State

Freshman Female of the Year

SEASON BESTS

Pts:
Rebs:
FGM:
FGA:
3FGM:
3FGA:
FTM:
FTA:
Ast:
Blk:
Stl:
Min:

CAREER BESTS

Pts:
Rebs:
FGM:
FGA:
3FGM:
3FGA:
FTM:
FTA:
Ast:
Blk:
Stl:
Min:

2022-23 GAME-BY-GAME STATISTICS

Date	Opponent	GS/PMIN	FG-A	3P-A	FT-A	RB	PF	A	TO	ST	BL	PTS
11/7	Northern Illinois											
11/12	California											
11/16	@ Northwestern											
11/20	Ball State											
11/24	vs American											
11/26	vs Arizona State											
12/1	Maryland											
12/4	@ UConn											
12/8	@ Lafayette											
12/10	Merrimack											
12/18	@ Virginia Tech											
12/21	Western Michigan											
12/29	@ Miami											
1/1	Boston College											
1/8	@ North Carolina											
1/12	Wake Forest											
1/15	@ Syracuse											
1/19	@ Clemson											
1/22	Virginia											
1/26	Florida State											
1/29	@ NC State											
2/2	@ Boston College											
2/5	Duke											
2/9	Pittsburgh											
2/12	Syracuse											
2/16	Louisville											
2/19	@ Pittsburgh											
2/23	Georgia Tech											
2/26	@ Louisville											



MADDY WESTBELD 21

6-3 // JUNIOR // FORWARD

KETTERING, OH

FAIRMONT

IG: MADDY.WESTBELD

SEASON BESTS

Pts: 25 (vs Wake Forest, 1/12/23)
 Rebs: 11 (at Miami, 12/29/22)
 FGM: 10, 2x (last vs Wake Forest, 1/12/23)
 FGA: 16 (vs Western Michigan, 12/21/22)
 3FGM: 3, 2x (last vs Western Michigan, 12/21/22)
 3FGA: 6 (vs Western Michigan, 12/21/22)
 FTM: 3 (vs Wake Forest, 1/12/23)
 FTA: 4 (vs Wake Forest, 1/12/23)
 Ast: 6 (vs Arizona State, 11/26/22)
 Blk: 4 (vs NIU, 11/7/22)
 Stl: 3, 2x (last vs Virginia, 1/22/23)
 Min: 33 (vs UConn, 12/4/22)

CAREER BESTS

Pts: 25, 2x (last vs Wake Forest, 1/12/23)
 Rebs: 18 (vs Western Ill, 11/11/21)
 FGM: 10, 3x (last vs Wake Forest, 1/12/23)
 FGA: 18 (vs Miami OH, 11/29/20)
 3FGM: 3, 3x (last vs W Mich, 12/21/22)
 3FGA: 6, 3x (last vs W Mich, 12/21/22)
 FTM: 8 (at DePaul, 12/22/21)
 FTA: 10 (at DePaul, 12/22/21)
 Ast: 6, 2x (last vs Arizona State, 11/26/22)
 Blk: 4 (vs NIU, 11/7/22)
 Stl: 3, 8x (last vs Virginia, 1/22/23)
 Min: 39, 3x (last at Pitt, 2/22/21)

JUNIOR SEASON (2022-23)

Only Irish player to score 25 points in a game this season (vs Wake Forest, 1/12/23)

Wooden Award Watch List // Katrina McClain Award Watch List

SOPHOMORE SEASON (2021-22)

2021-22 Preseason All-ACC // Wooden Award Preseason Watch List // Wooden Award Midseason Top 25

Picked up right where she left off from her Rookie of the Year campaign - averaging 11.8 ppg which ranked 4th on team.

March Maddy - 5 straight games scoring double-digit points. Averaged 7.8 rebounds and 15.2 points in the month of March.

Averaged 15.0 points and 7.3 rebounds during the NCAA Tournament. Maddy shot 60.6 percent, which ranked as the 4th best of all players in the Big Dance who played in multiple games.

Near identical performances in the second round and Sweet 16 --> 13 points, 9 rebounds, 6-of-10 shooting at Oklahoma; then 13 points, 8 rebounds, 6-of-12 shooting against NC State in Bridgeport.

Speaking of her performance in Bridgeport vs NC State, Maddy had to play the five and defend All-American Elissa Cunane after Dodson got into foul trouble. The result, one of her best defensive performances of the year. Westbeld tied her career high of 3 steals.

In her NCAA Tournament debut, Maddy led the team in scoring with 19 points in the win over UMass. She shot 8-for-11 from the field.

FRESHMAN SEASON (2020-21)

WBCA All-America Regional Finalist // ACC Rookie of the Year // First Team All-ACC // ACC All-Freshman Team // Two-Time ACC Rookie of the Week (Dec. 7 + Jan. 3) // ACC Newcomer Watch List

ACC Rookie of the Year

ACC Freshmen Rankings: 1st in Scoring, 2nd in Rebounding, 2nd in Steals, 4th in Assists & 4th in Blocks. She was the only freshman in the league to rank in the top-four in all the above-mentioned categories

Only freshman in the country who averaged at least 15 points, 7.5 rebounds, 2.5 assists & 1.4 steals. Overall, she was just one of eight Division I players.

PREP AND PERSONAL

Ranked No. 23 overall in 2020 class and fifth at her position

2020 Gatorade Ohio Girls Basketball Player of the Year

2020 McDonald's All-American

2020 Naismith National High School All-America Team

Sister Kat was a member of Notre Dame's 2018 national title team

SEASON

9	Double-Figure Scoring	48
1	Double-Figure Rebounds	6
1	Double-Doubles	6
2	20-Point Games	11

CAREER

2022-23 GAME-BY-GAME STATISTICS

Date	Opponent	GS/P	MIN	FG-A	3P-A	FT-A	RB	PF	A	TO	ST	BL	PTS
11/7	Northern Illinois	1-1	23:38	6-10	1-1	0-0	8	1	2	2	2	4	13
11/12	California	2-2	15:45	4-6	2-2	2-2	3	4	1	0	2	2	12
11/16	@ Northwestern	3-3	23:57	1-10	1-1	0-0	8	2	1	3	0	1	3
11/20	Ball State	4-4	11:15	2-3	0-0	2-2	2	0	0	1	0	1	6
11/24	vs American	5-5	22:26	3-9	0-2	0-0	9	4	3	2	1	2	6
11/26	vs Arizona State	6-6	20:43	0-2	0-0	3-6	5	1	6	1	0	0	3
12/1	Maryland	7-7	20:26	4-9	0-2	0-0	6	4	2	3	0	1	8
12/4	@ UConn	8-8	33:39	6-11	3-5	2-3	9	3	4	1	0	3	17
12/8	@ Lafayette												[PPD]
12/10	Merrimack	9-9	19:17	5-6	0-1	2-2	7	1	3	1	0	3	12
12/18	@ Virginia Tech	10-10	31:12	5-11	0-2	0-1	9	4	1	2	2	2	10
12/21	Western Michigan	11-11	25:06	10-16	3-6	0-0	8	0	1	0	1	1	23
12/29	@ Miami	12-12	30:06	7-11	1-2	0-0	11	3	4	4	2	3	15
1/1	Boston College	13-13	22:35	3-8	0-1	0-0	2	3	3	2	1	0	6
1/8	@ North Carolina	14-14	26:09	2-10	0-3	0-0	3	3	1	4	0	0	4
1/12	Wake Forest	15-15	24:44	10-15	2-5	3-4	8	1	4	4	2	0	25
1/15	@ Syracuse	16-16	19:47	2-8	1-1	2-2	6	3	4	3	1	0	7
1/19	@ Clemson	17-17	32:12	5-11	0-1	5-10	6	3	2	4	3	1	15
1/22	Virginia	18-18	23:48	1-7	0-2	1-2	4	3	2	1	3	2	3
1/26	Florida State	19-19	32:27	2-10	1-4	2-2	7	1	4	1	2	3	7
1/29	@ NC State												
2/2	@ Boston College												
2/5	Duke												
2/9	Pittsburgh												
2/12	Syracuse												
2/16	Louisville												
2/19	@ Pittsburgh												
2/23	Georgia Tech												
2/26	@ Louisville												

WESTBELD'S OVERALL CAREER STATISTICS

Year	Team	GP	MP	FGM	FGA	FG%	3FG	3FGA	3FG%	FT	FTA	FT%	PTS	Avg	ORebs	DRebs	Tot Reb	Avg	AST	TO	STL	BLK	PF	G	DQ	Dbl	Dbl	Tech Fouls	Trpl Dbl
2020-21	Notre Dame	20	637:43	115	245	46.94	19	49	38.78	55	70	78.57	304	15.20	40	117	157	7.85	49	68	27	18	51	20	2	3			
2021-22	Notre Dame	33	954:40	159	330	48.18	23	70	32.86	48	66	72.73	389	11.79	52	157	209	6.33	46	60	38	29	62	33	1	2			
2022-23	Notre Dame	19	459:10	78	173	45.09	15	41	36.59	24	36	66.67	195	10.26	39	82	121	6.37	48	39	22	29	44	19		1			
Totals		72	2051:33	352	748	47.06	57	160	35.62	127	172	73.84	888	12.33	131	356	487	6.76	143	167	87	76	157	72	3	6			



KYLEE WATSON 22

6-4 // JUNIOR // FORWARD

LINWOOD, NJ

MAINLAND // OREGON

IG: KYLEE.WATSONN

SEASON BESTS

Pts: 15 (vs Cal, 11/12/22)
 Rebs: 8 (vs American, 11/24/22)
 FGM: 6 (vs Cal, 11/12/22)
 FGA: 10 (vs Northwestern, 11/16/22)
 3FGM:
 3FGA:
 FTM: 3, 2x (last vs Merrimack, 12/10/22)
 FTA: 5 (vs Cal, 11/12/22)
 Ast: 4, 2x (last vs Maryland 12/1/22)
 Blk: 3, 3x (last vs Boston College, 1/1/23)
 Stl: 2, 2x (last vs Boston College, 1/1/23)
 Min: 34 (vs Cal, 11/12/22)

CAREER BESTS

Pts: 21 (vs McNeese, 12/13/21)
 Rebs: 8 (vs American, 11/24/22)
 FGM: 10 (vs McNeese, 12/13/21)
 FGA: 11 (vs McNeese, 12/13/21)
 3FGM:
 3FGA:
 FTM: 5 (vs Long Beach St, 12/11/21)
 FTA: 11 (vs Long Beach St, 12/11/21)
 Ast: 4, 2x (last vs Maryland, 12/1/22)
 Blk: 3, 4x (last vs Boston College, 1/1/23)
 Stl: 3, 4x (last vs Oregon St, 2/11/22)
 Min: 34 (vs Cal, 11/12/22)

JUNIOR SEASON AT NOTRE DAME (2022-23)

Through seven games at Notre Dame, Watson posted double-figure points four times. She did so just four times total in two years at Oregon.

SOPHOMORE SEASON AT OREGON (2021-22)

One of three Ducks who played in all 32 games, averaging 16.3 minutes

Led the team in shooting percentage, converting 54.8 percent (51-of-93) from the floor.

Career high 21 points on 10-of-11 shooting against McNeese. She was the first Duck since Ruthy Hebard on Nov. 11, 2019 to shoot at least 90 percent in a game while making at least 10 field goals

Connected on 12 straight field goals between the Dixie State and Oklahoma games in November

Shot a perfect 8-for-8 while scoring 16 points against Dixie State. Also posted three steals and three assists

Hit her career high of seven rebounds four times this season

Averaged 3.8 points and 2.4 rebounds

FRESHMAN SEASON (2020-21)

Appeared in 18 of Oregon's 24 games as a true freshman, averaging 2.2 points and 1.3 rebounds per game

Shot 55.2 percent (16-of-29) from the floor

TEAM USA

Competed for Team USA at the 2021 3x3 Nations League

Member of the USA U-16 National Team in 2017

PREP AND PERSONAL

One of five five-star freshmen to join Oregon's team in 2020 (No. 1 recruiting class in the country)

No. 17 recruit in the nation

2020 McDonald's All-American and Jordan Brand Classic selection

2020 New Jersey State Player of the Year

SEASON

5..... Double-Figure Scoring.....9
 0..... Double-Figure Rebounding.....0
 0..... Double-Doubles.....0
 0..... 20-Point Games.....1

CAREER

2022-23 GAME-BY-GAME STATISTICS

Date	Opponent	GS/P	MIN	FG-A	3P-A	FT-A	RB	PF	A	TO	ST	BL	PTS
11/7	Northern Illinois	1-1	25:00	4-7	0-0	1-2	1	0	4	0	2	2	9
11/12	California	2-2	34:15	6-8	0-0	3-5	7	2	1	2	0	0	15
11/16	@ Northwestern	3-3	27:19	4-10	0-0	0-2	7	1	3	1	1	1	8
11/20	Ball State	4-4	19:12	1-1	0-0	0-0	4	2	0	3	0	0	2
11/24	vs American	5-5	24:51	4-7	0-0	2-4	8	3	1	2	1	1	10
11/26	vs Arizona State	6-6	30:42	5-6	0-0	0-0	4	2	2	2	0	0	10
12/1	Maryland	7-7	32:36	4-8	0-0	2-4	2	3	4	3	0	3	10
12/4	@ UConn	8-8	10:45	1-1	0-0	0-0	0	3	0	1	1	0	2
12/8	@ Lafayette					[PPD]							
12/10	Merrimack	9-9	15:59	3-4	0-0	3-4	3	0	1	1	0	1	9
12/18	@ Virginia Tech	10-10	19:23	1-6	0-0	0-0	5	3	0	1	1	3	2
12/21	Western Michigan	11-11	19:22	5-5	0-0	0-2	4	0	0	2	0	1	10
12/29	@ Miami	12-12	16:07	1-2	0-0	0-0	3	3	0	2	0	0	2
1/1	Boston College	13-13	17:51	2-6	0-0	2-2	4	0	1	2	2	3	6
1/8	@ North Carolina	14-14	17:32	0-1	0-0	0-0	0	2	0	2	0	0	0
1/12	Wake Forest	15-15	15:01	2-3	0-0	0-2	3	1	0	1	0	0	4
1/15	@ Syracuse	16-16	11:25	2-5	0-0	0-0	3	2	0	1	0	0	4
1/19	@ Clemson	17-17	9:52	3-3	0-0	2-2	3	3	0	1	0	0	8
1/22	Virginia	18-18	24:00	3-4	0-0	2-4	2	2	0	2	0	0	8
1/26	Florida State	19-19	25:57	2-6	0-0	0-0	6	2	3	2	0	1	3
1/29	@ NC State												
2/2	@ Boston College												
2/5	Duke												
2/9	Pittsburgh												
2/12	Syracuse												
2/16	Louisville												
2/19	@ Pittsburgh												
2/23	Georgia Tech												
2/26	@ Louisville												

WATSON'S OVERALL CAREER STATISTICS

Year	Team	GP	MP	FGM	FGA	FG%	3FG	3FGA	3FG%	FT	FTA	FT%	PTS	Avg	OREbs	DREbs	Tot Reb	Avg	AST	TO	STL	BLK	PF	G	DQ	Dbl	Tech	Fouls	Trpl	Dbl
2020-21	Oregon	18	148:03	16	29	55.17				7	21	33.33	39	2.17	5	19	24	1.33	4	12	3	9	22	18						
2021-22	Oregon	32	522:42	51	93	54.84				18	44	40.91	120	3.75	34	60	94	2.94	27	36	19	18	76	32	2					
2022-23	Notre Dame	19	397:08	53	93	56.99				17	33	51.52	123	6.47	20	49	69	3.63	20	31	9	18	34	19						
Totals		69	1067:53	120	215	55.81				42	98	42.86	282	4.09	59	128	187	2.71	51	79	31	45	132	69	2					



SARAH CERNUGEL

25

5-4 // JUNIOR // GUARD

WESTMONT, IL

HINSDALE CENTRAL

IG: SARAH.CERNUGEL

SEASON BESTS

Pts: 2 (vs Merrimack, 12/10/22)
 Rebs:
 FGM: 1 (vs Merrimack, 12/10/22)
 FGA: 2 (vs Boston College, 1/1/23)
 3FGM:
 3FGA:
 FTM:
 FTA:
 Ast:
 Blk:
 Stl:
 Min: 3, 2x (last vs Boston College, 1/1/23)

CAREER BESTS

Pts: 2, 3x (last vs Merrimack, 12/10/22)
 Rebs: 1 (vs Ohio, 11/9/21)
 FGM: 1, 3x (last vs Merrimack, 12/10/22)
 FGA: 4 (vs Bryant, 11/21/21)
 3FGM:
 3FGA: 2 (vs Bryant, 11/21/21)
 FTM:
 FTA:
 Ast: 1 (vs Bryant, 11/21/21)
 Blk:
 Stl:
 Min: 7 (vs Bryant, 11/21/21)

JUNIOR SEASON (2022-23)

Scored first points of the year with a bucket against Merrimack

Saw first game action of the year at Northwestern in front of a hometown crowd

PREP AND PERSONAL

Started in all 20 games and averaged 32.5 minutes at Hinsdale Central

Lettered three years in basketball playing the point guard position, and four years in soccer playing forward/midfield

Made the playoffs all three years in hoops, achieving a combined 27 victories

Two-time All-Conference

Two-time Team MVP

Averaged 9.8 ppg, 3.1 apg, 1.9 rpg and 1.7 spg during senior year

Won the Robert Bell Female Citizen Athlete Award – Top female athlete at Hinsdale Central High

Junior Board Member of the Mend a Heart Foundation – non-profit organization that helps enrich the lives of children born with heart defects

Wants to be a date analyst for a professional sports team. Dream job would be working for the Chicago Bears

2022-23 GAME-BY-GAME STATISTICS

Date	Opponent	GS/P	MIN	FG-A	3P-A	FT-A	RB	PF	A	TO	ST	BL	PTS
11/7	Northern Illinois												
11/12	California												
11/16	@ Northwestern	0-1	1:34	0-0	0-0	0-0	0	0	0	0	0	0	0
11/20	Ball State	0-2	1:56	0-0	0-0	0-0	0	1	0	0	0	0	0
11/24	vs American	0-3	0:42	0-0	0-0	0-0	0	0	0	0	0	0	0
11/26	vs Arizona State	0-4	0:10	0-0	0-0	0-0	0	0	0	0	0	0	0
12/1	Maryland												
12/4	@ UConn												
12/8	@ Lafayette												
12/10	Merrimack	0-5	3:23	1-1	0-0	0-0	0	2	0	0	0	0	2
12/18	@ Virginia Tech												
12/21	Western Michigan	0-6	2:54	0-1	0-0	0-0	0	0	0	0	0	0	0
12/29	@ Miami												
1/1	Boston College	0-7	3:22	0-2	0-0	0-0	0	0	0	0	0	0	0
1/8	@ North Carolina												
1/12	Wake Forest	0-8	1:37	0-0	0-0	0-0	0	0	0	0	0	0	0
1/15	@ Syracuse												
1/19	@ Clemson												
1/22	Virginia												
1/26	Florida State	0-9	1:06	0-0	0-0	0-0	0	0	0	0	0	0	0
1/29	@ NC State												
2/2	@ Boston College												
2/5	Duke												
2/9	Pittsburgh												
2/12	Syracuse												
2/16	Louisville												
2/19	@ Pittsburgh												

CERNUGEL'S OVERALL CAREER STATISTICS

Year	Team	GP	MP	FGM	FGA	FG%	3FG	3FGA	3FG%	FT	FTA	FT%	PTS	Avg	ORebs	DRebs	Tot Reb	Avg	AST	TO	STL	BLK	PF	G	DQ	Dbl Dbl	Tech Fouls	Trpl Dbl
2021-22	Notre Dame	10	18:59	2	7	28.57	3	0.00					4	0.40	1		1	0.10	1	1			1	10				
2022-23	Notre Dame	9	16:44	1	4	25.00							2	0.22									3	9				
Totals		19	35:43	3	11	27.27	3						6	0.32	1		1	0.05	1	1			4	19				



LAUREN EBO 33

6-4 // GRADUATE // CENTER

WASHINGTON, D.C.

RIVERDALE BAPTIST // TEXAS // PENN STATE

IG: LAURENNEBOO

GRADUATE SEASON AT NOTRE DAME (2022-23)

Made her first start in an Irish uniform against Florida State, replacing an injured Dara Mabrey

One of the top bench players in the ACC, putting up numbers that consistently rank in the top-three of several categories amongst non-starters

Put up 19 rebounds at UNC, topping a previous career-high of 14

Has twice broken her career high in points, post 19 against Northwestern and 20 against Arizona State

Lisa Leslie Award Watch List

SENIOR SEASON AT TEXAS (2021-22)

2022 Big 12 All-Tournament Team

2022 All-Big 12 Honorable Mention

Final year in Austin was her best statistically, with season average highs in points (8.0 ppg) and rebounds (6.7 rpg)

Started in 30 of 35 games played, averaging 26.6 minutes

Posted her best shooting season, converting 48.1 percent from the floor

Tallied four double-doubles, which led the team

Season high 17 points in back-to-back games vs Oklahoma State and Kansas State in March

JUNIOR SEASON AT TEXAS (2020-21)

Appeared in 22 games making one start.

Averaged 4.7 points per game and 4.4 boards per game.

Ranked second on the team in field goal percentage shooting at a 45.8 percent (44-of-96) clip.

SOPHOMORE SEASON AT PENN STATE (2019-20)

Played in each of her team's 30 games with 17 starts.

Averaged 5.3 points per game and 4.8 rebounds per game.

FRESHMAN SEASON AT PENN STATE (2018-19)

Played in 29 games with 11 starts

Averaged 5.7 points and 5.8 rebounds per game

PREP AND PERSONAL

Played her first two seasons at Paul VI Catholic High School before transferring to Riverdale Baptist School for her final two years.

Recorded 233 points and 171 rebounds as a senior captain.

SEASON BESTS

Pts: 20 (vs Arizona State, 11/26/22)
 Rebs: 19 (at North Carolina, 1/8/23)
 FGM: 8 (at Northwestern, 11/16/22)
 FGA: 12 (vs Florida State, 1/26/23)
 3FGM:
 3FGA:
 FTM: 9 (vs Merrimack, 12/10/22)
 FTA: 14 (vs Arizona State, 11/26/22)
 Ast: 2, 5x (last at Clemson, 1/19/23)
 Blk: 3, 2x (last at Syracuse, 1/15/23)
 Stl: 4 (vs Virginia, 1/22/23)
 Min: 33 (at Clemson, 1/19/23)

CAREER BESTS

Pts: 20 (vs Arizona State, 11/26/22)
 Rebs: 19 (at North Carolina, 1/8/23)
 FGM: 8 (at Northwestern, 11/16/22)
 FGA: 13 (at TCU, 1/22/22)
 3FGM:
 3FGA:
 FTM: 9 (vs Merrimack, 12/10/22)
 FTA: 14 (vs Arizona State, 11/26/22)
 Ast: 4 (vs Iowa St, 3/12/22)
 Blk: 5 (vs Jackson St, 12/1/21)
 Stl: 4 (vs Virginia, 1/22/23)
 Min: 38 (vs Kansas, 1/12/22)

SEASON

11 Double-Figure Scoring.....35
 4 Double-Figure Rebounds.....18
 3 Double-Doubles11

CAREER

2022-23 GAME-BY-GAME STATISTICS

Date	Opponent	GS/P	MIN	FG-A	3P-A	FT-A	RB	PF	A	TO	ST	BL	PTS
11/7	Northern Illinois	0-1	20:45	4-8	0-0	2-2	6	2	0	0	1	1	10
11/12	California	0-2	14:51	1-2	0-0	6-6	3	5	1	5	1	1	8
11/16	@ Northwestern	0-3	13:18	8-9	0-0	3-4	7	4	0	1	0	0	19
11/20	Ball State	0-4	27:19	4-8	0-0	3-6	10	3	1	4	1	3	11
11/24	vs American	0-5	11:23	1-7	0-0	1-2	4	5	1	1	0	0	3
11/26	vs Arizona State	0-6	24:21	6-10	0-1	8-14	9	1	1	0	1	0	20
12/1	Maryland	0-7	21:20	0-5	0-0	1-2	2	2	2	2	1	1	1
12/4	@ UConn	0-8	29:39	6-10	0-0	0-0	4	3	1	5	2	2	12
12/8	@ Lafayette												[PPD]
12/10	Merrimack	0-9	18:33	4-5	0-0	9-9	7	0	1	0	0	1	17
12/18	@ Virginia Tech	0-10	22:01	7-10	0-0	1-1	5	3	0	2	0	0	15
12/21	Western Michigan	0-11	15:41	3-5	0-0	0-0	5	5	2	3	1	1	6
12/29	@ Miami	0-12	28:58	5-10	0-0	1-4	10	2	1	2	0	1	11
1/1	Boston College	0-13	21:46	2-4	0-0	1-2	6	3	2	1	1	0	5
1/8	@ North Carolina	0-14	27:55	2-10	0-0	3-4	19	4	0	3	3	1	7
1/12	Wake Forest	0-15	19:37	3-4	0-0	4-4	5	3	0	2	1	1	10
1/15	@ Syracuse	0-16	31:02	2-6	0-0	0-0	8	3	2	1	2	3	4
1/19	@ Clemson	0-17	33:30	1-5	0-0	0-0	4	2	2	1	3	2	2
1/22	Virginia	0-18	24:33	6-8	0-0	3-4	6	2	1	1	4	1	15
1/26	Florida State	1-19	24:03	6-12	0-0	0-0	10	1	0	1	0	0	12
1/29	@ NC State												
2/2	@ Boston College												
2/5	Duke												
2/9	Pittsburgh												
2/12	Syracuse												
2/16	Louisville												
2/19	@ Pittsburgh												

EBO'S OVERALL CAREER STATISTICS

Year	Team	GP	MP	FGM	FGA	FG%	3FG	3FGA	3FG%	FT	FTA	FT%	PTS	Avg	ORebs	DRebs	Tot Reb	Avg	AST	TO	STL	BLK	PF	G	DQ	Dbl	Tech	Fouls	Trpl	Dbl
2018-19	Penn St.		29	620:19	71	152	46.71				24	48	50.00	166	5.72	63	106	169	5.83	10	53	11	29	81	29		3		2	0
2019-20	Penn St.		30	613:34	61	146	41.78		1	0.00	37	56	66.07	159	5.30	44	101	145	4.83	20	47	5	21	67	30		1		1	0
2020-21	Texas		22	392:21	44	96	45.83				15	24	62.50	103	4.68	40	56	96	4.36	5	17	4	8	36	22					
2021-22	Texas		35	928:28	101	210	48.10				78	118	66.10	280	8.00	97	139	236	6.74	22	46	20	27	91	35	2	4			
2022-23	Notre Dame		19	430:34	71	138	51.45		1	0.00	46	64	71.88	188	9.89	52	81	133	7.00	18	33	22	19	53	19	3	3			
Totals			135	2985:17	348	742	46.90		2		200	310	64.52	896	6.64	296	483	779	5.77	75	196	62	104	328	135	5	11		3	0

LAST TIME NOTRE DAME ...

SCORING

Player scored 25 points	Maddy Westfeld (25), vs Wake Forest, 1/12/23
Player scored 30 points	Olivia Miles (30) vs Boston College, 1/30/2022
Player scored 35 points	Jessica Shepard (39) vs DePaul, 12/17/17
Player scored 40 points	Jewell Loyd (41) at DePaul, 12/10/14
Player came off bench and scored 20 points	Lauren Ebo (20) vs ASU, 11/26/22 (@Bimini, Bahamas)
Two players scored 20 points	Sonia Citron (24) & Olivia Miles (21) at Northwestern 11/16/22
Three players scored 20 points	Dara Mabrey (29), Sonia Citron (25), Maya Dodson (20) vs Oklahoma, 3/21/22 (NCAA 2nd Round)
Three players scored 20 points/consecutive games	Arike Ogunbowale (30), Jessica Shepard (24), Marina Mabrey (23) vs CSUN, 3/16/18; Arike Ogunbowale (24), Jessica Shepard (25), Jackie Young (24) vs Villanova, 3/18/18
Two players scored 25 points	Dara Mabrey (29), Sonia Citron (25) vs Oklahoma, 3/21/22 (Norman, Okla.)
Player scored 25 points/consecutive games	Arike Ogunbowale (27 vs. Georgia Tech, 2/11/18; 27 at Virginia, 2/15/18)
None in double figures	at Seton Hall, 2/8/04
One in double figures	Brianna Turner (25) vs Duke, 1/26/17
Six in double figures	See seven in double figures
Seven in double figures	Lauren Ebo (17), Dara Mabrey (14), Olivia Miles (13), Sonia Citron (13), Nat Marshall (13), Maddy Westfeld (12), KK Bransford (10) vs Merrimack, 12/10/22
Eight in double figures	Deveaux Peters (20), Natalie Achonwa (19), Kaila Turner (14), Natalie Novosel (13), Skylar Diggins (11), Brittany Mallory (11), Kayla McBride (11) and Markisha Wright (11) vs Pittsburgh, 1/17/12
ND scored 55 points/half	55 (1st half) vs Merrimack, 12/10/22
ND scored 60 points/half	60 (1st half) vs Oklahoma, 3/21/2022 (NCAA 2nd Round)
ND scored 50 points in both halves	55 (1st) & 53 (2nd) vs Merrimack, 12/10/22
ND scored 100 points/game	108 vs Merrimack, 12/10/22
ND scored 100 points/home game	108 vs Merrimack, 12/10/22
ND scored 100 points/neutral site	100 vs. Duquesne, 12/1/13 (@ Toronto, Ontario)
ND scored 100 points/conference game	103 vs Virginia, 3/3/19
ND scored fewer than 15 points/half	15 (1st half) vs Louisville, 2/27/22
ND scored fewer than 20 points/half	18 (2nd half) at Duke, 1/16/20
ND scored fewer than 50 points/game	47 at Louisville (2/13/22)

FIELD GOAL SHOOTING

Player made every shot from the field (min. 7)	Jessica Shepard (8-8) vs Binghamton, 12/16/18
ND shot 55 percent/consecutive games	56.1 (32-57) vs UConn, 12/4/22; 55.6 (35-63) vs Merrimack, 12/10/22
ND shot 60 percent/game	60.3 (41-68) vs Ohio, 11/9/2021
ND shot 65 percent/game	69.8 (37-53) vs WKU, 12/19/18
ND shot 70 percent/game	70.2 (40-57) at Mercer, 12/30/11
ND shot below 25 percent/game	24.5 (13-53) at West Virginia, 1/13/08
ND shot below 30 percent/game	28.1 (16-57) at North Carolina, 1/8/23
ND shot below 35 percent/game and won	31.7 (20-63) at Clemson, 1/19/23
ND shot 65 percent/half	65.4 (17-26) vs UConn, 12/4/22
ND shot 70 percent/half	See 75
ND shot 75 percent or greater/half	75.8 (22-29), 2nd half at Clemson, 1/31/19
ND shot below 25 percent/half	24.2 (8-33), 1st half vs Florida State, 1/26/23
ND shot below 30 percent/half	See 25

THREE-POINT SHOOTING

Player made 5 three-pointers/half	Dara Mabrey (1st half) vs Ball State 11/20/22
At least 5 made consecutive threes	Sonia Citron (6 straight without missing), vs Virginia, 1/22/23
Player made 6 three-pointers	Sonia Citron, vs Virginia, 1/22/23
Player made 7 three-pointers	Dara Mabrey vs Oklahoma, 3/21/2022 (NCAA 2nd Round)
Player made 8 three-pointers	Sheila McMillen vs. St. John's, 2/28/98 (@ Piscataway, N.J.)
Player attempted 10 three-pointers	Dara Mabrey (11) at Syracuse, 1/15/23
ND made 10 three-pointers	10 vs Oklahoma, 3/21/2022 (NCAA 2nd Round)
ND did not make a three-pointer	vs. Saint Joseph's (Pa.), 12/21/14
ND attempted 25 three-pointers	25 vs Oklahoma, 3/21/2022 (NCAA 2nd Round)
ND shot 60 percent 3FG (min. 5 att.)	70.0 (7-10) vs Miami, 1/19/20

FREE-THROW SHOOTING

Player made 10 free-throws	Sonia Citron (11) vs AU, 11/24/22
Player made 15 free-throws	Jewell Loyd (15) at DePaul, 12/10/14
Player attempted 15 free-throws	Brianna Turner (16) at North Carolina, 1/15/15
Player made 10 for 10 or better	11-11 by Sonia Citron vs Oklahoma, 3/21/2022 (NCAA 2nd Round)
ND shot 90 percent (min. 10 att.)	95.0 (19-20) at Pitt, 1/23/22
ND shot below 50 percent (min. 10 att.)	45.0 (9-20) at Clemson, 12/20/2020
ND made 30 free-throws	34 (attempted 38) vs Merrimack, 12/10/22
ND made fewer than five FTs	3 (attempted 5) at Syracuse, 1/15/23
ND attempted 40 free-throws	46 (made 31) vs. UCLA, 11/28/15 (@ Freeport, Bahamas)
ND attempted five or fewer FTs	5 (made 3) at Syracuse, 1/15/23

REBOUNDS

Player had 15 rebounds	Lauren Ebo (19) at North Carolina, 1/8/23
Player had 20 rebounds	Natalie Achonwa (20) vs. South Florida, 3/10/13 (@ Hartford, Conn.)

Two players had double-figure rebounds
 Three players had double-figure rebounds
 ND had 50 rebounds
 ND had 25 offensive rebounds
 ND had 30 offensive rebounds

DOUBLE-DOUBLES

Points & rebounds/3 consecutive games
 Points & rebounds/4 consecutive games
 Points & rebounds/5 consecutive games
 Points & assists
 Rebounds & assists
 Points & assists/consecutive games
 Two players had double-doubles
 Three players had double-doubles
 20+ points and 10+ rebounds
 30+ points and 10+ rebounds
 40+ points and 10+ rebounds
 15 points and 15 rebounds
 20 points and 20 rebounds

TRIPLE DOUBLES (11 in school history)

Olivia Miles (13p/13r/14a) vs Merrimack, 12/10/22
 Olivia Miles (12p/11r/11a) vs UMass, 3/19/2022 (Norman, OK)
 Olivia Miles (11p/13r/13a) at Valpo, 12/8/2021
 Jackie Young (22p/10r/11a) vs Virginia, 3/3/19
 Jackie Young (16p/12r/10a) at Tennessee, 1/24/19
 Lindsay Allen (11p/11r/12a) at Chattanooga, 12/27/16
 Marina Mabrey (18p/10a/12s) at Valparaiso, 11/23/15
 Skylar Diggins (17p/10r/10a) at DePaul, 2/24/13
 Skylar Diggins (22p/10r/11a) vs. Maryland, 3/27/12 (@ Raleigh, N.C.)
 Sara Liebscher (17p/12r/10a) vs. Detroit, 2/15/90
 Mary Gavin (11p/14a/10s) vs. Marquette, 1/31/87

ASSISTS

Player had 10 assists
 Player had 10 assists/consecutive games
 Player had 15 assists
 ND had 30 assists
 ND had fewer than 10 assists
 ND had fewer than 5 assists

Olivia Miles (12) vs Western Michigan, 12/21/22
 Olivia Miles - 11 vs UMass, 3/19/2022 (NCAA 1st Round) ; 12 vs Oklahoma, 3/21/2022 (NCAA 2nd Round)
 Mary Gavin (17) at Marquette, 2/28/87
 31 vs Ohio, 11/9/2021
 7 at North Carolina, 1/8/23
 3 vs Villanova, 3/8/09 (@ Hartford, Conn.)

BLOCKED SHOTS

Player blocked 5 shots
 Player blocked 6 shots
 Player blocked 7 shots
 Player blocked 10 shots
 ND blocked 10 shots
 ND blocked 15 shots
 ND blocked 0 shots

Maya Dodson (5) at Louisville, 2/13/2022
 Maya Dodson (6) vs Boston College, 1/30/2022
 Brianna Turner (7) vs. Boston College, 2/23/17
 Amanda Barksdale (11) vs. Boston College, 2/10/02
 10 vs Purdue Fort Wayne, 12/12/2021
 16 vs. Boston College, 2/10/02
 vs. Boston College, 1/14/18

STEALS

Player had 5 steals
 Player had 10 steals
 ND had 20 steals

Dara Mabrey (5) at Clemson, 1/19/23
 Marina Mabrey (12) at Valparaiso, 11/23/15
 21 at Clemson, 1/19/23

TURNOVERS

ND committed 25 or more
 ND committed 25 or more and won
 ND committed 30 or more
 ND committed 10 or fewer
 ND committed 10 or fewer/consecutive games
 ND committed 5 or fewer

25 vs Georgia, 11/26/2021
 30 at West Virginia, 2/22/11
 10 vs Merrimack, 12/10/22
 9 vs Texas A&M, 3/30/19 (Chicago); 7 vs Stanford, 4/1/19 (Chicago); 9 vs UConn, 4/5/19 (Tampa); 10 vs Baylor, 4/7/19 (Tampa)
 5 vs. Louisville, 3/4/17 (@ Conway, S.C.)

MISCELLANEOUS

Led team in points/rebounds/assists
 Olivia Miles (16p/13r/7a) at Virginia Tech, 12/18/22

Hit "final minute" game-winning shot
 Four-point play
 Made shot from midcourt or beyond
 Played every minute
 Played more than 40 minutes
 ND rallied from 10-point deficit to win
 ND rallied from 15-point deficit to win
 ND rallied from 20-point deficit to win
 ND scored 20 straight points
 ND scored 25 straight points
 ND scored 30 straight points
 Sold out Purcell Pavilion

OVERTIME

ND played an OT game
 ND played multiple overtimes
 ND won an OT game
 ND won an OT game at home
 ND won an OT game on the road
 ND lost an OT game

RANKINGS

Played the No. 1 team in the AP poll
 Played the No. 1 team in the WBCA/USA Today poll
 Defeated top-5 opponent
 Defeated top-10 opponent
 Defeated top-10 opponent at home
 Defeated top-10 opponent on the road
 Defeated top-10 opponent by double digits

SCORING MARGINS

ND won by 40-plus points
 ND won by 50-plus points
 ND won by 60-plus points
 ND won by 70-plus points
 ND lost by 20-29 points
 ND lost by 20-29 points at home
 ND lost by 20-29 points on the road
 ND lost by 30-plus points
 ND lost by 30-plus points

Marta Sniezek (0:45 remaining) at Florida State, 3/1/20
 Madison Cable (9:52, 2nd half) vs. Wake Forest, 2/1/15
 Arike Ogunbowale (50 feet at 0:00, 2nd half) vs. Louisville, 3/4/18
 Sonia Citron, at Florida State, 2/6/2022
 Sonia Citron (41:44) at Georgia Tech, 2/17/2022
 Triled Florida State, 22-12 (4:08 - 2nd), won 70-47, 1/26/23
 Triled Mississippi State, 40-25 (6:41, 3rd), won 61-58, 4/1/18 (Columbus, Ohio)
 Triled vs Tennessee, 37-14 (7:03 - 2nd); won 84-70, 1/18/18
 23-0 run vs Bryant, 11/21/2021
 25-0 run vs. Bethune-Cookman, 3/23/19
 36-0 run vs. Southeast Missouri State, 1/2/11
 vs UConn, 12/4/22 (9,149)

at Georgia Tech (W, 72-66, OT), 2/17/2022
 vs. Connecticut (W, 96-87, 3ot), 3/4/13
 at Georgia Tech (W, 72-66, OT), 2/17/2022
 See played an OT game
 at Georgia Tech (W, 72-66, OT), 2/17/2022
 vs Georgia (L, 71-67, OT), 11/26/21

at Louisville (L, 71-65), 2/7/2021
 vs Baylor (L, 82-81), 4/7/19 (Tampa)
 vs No. 3 UConn (W, 74-60), 12/4/22
 at No. 6 Virginia Tech (W, 63-52), 12/18/22
 See top-5
 at No. 6 Virginia Tech (W, 63-52), 12/18/22
 at No. 6 Virginia Tech (W, 63-52), 12/18/22

See 60
 See 60
 64 — at ND 108, Merrimack 44, 12/10/22
 75 — at ND 104, Holy Cross 29, 11/23/14
 22 — vs Louisville, 86, ND 64, 2/27/2022
 22 — vs Louisville, 86, ND 64, 2/27/2022
 26 — at Louisville, 73, ND 47, 2/13/2022
 33 — at Louisville 82, ND 49, 2/16/20
 33 — at Louisville 82, ND 49, 2/16/20

LAST TIME OPPONENT ...

SCORING

Player scored 25 points
 Player scored 30 points
 Player scored 35 points
 Two players scored 20 points
 Three players scored 20 points
 Two players scored 25 points
 None in double figures
 One in double figures
 Five in double figures
 Six in double figures
 Scored 50 points/half
 Scored 55 points/half
 Scored 60 points/half
 Scored 100 points/game
 Scored 100 points/non-conference game
 Scored 15 or fewer/half
 Scored 20 or fewer/half
 Scored fewer than 40 points/game

See 30
 Diamond Miller (31), Maryland, 12/1/22
 Chennedy Carter (35), Texas A&M, 3/30/19 (Chicago)
 Sam Breen (31) & Sydney Taylor (21), UMass, 3/19/2022 (Norman, OK)
 Sonya Morris (29), Chante Stonewall (20) & Dee Bekelja (20), DePaul, 12/11/19
 Brittney Griner (32) and Odyssey Sims (25) at Baylor, 11/20/11 at Northwestern, 11/16/22
 Makayla Timpson, vs Florida State, 1/26/23
 Aneesah Morrow (19), Deja Church (13), Lexi Held (18), Sonya Morris (15), Darrione Rogers (14), at DePaul, 12/22/2021
 Erika Davenport (19), Danielle King (12), Natisha Hiedeman (12), Allazia Blockton (20), Amani Wilborn (10), Isabelle Spingola (12), Marquette, 12/20/17
 54 (1st half), vs Louisville, 2/27/2022
 56 (1st half), at Louisville, 1/11/18
 63 (2nd half), Northwestern State, 3/24/95 (@ Amarillo, Texas)
 105, DePaul, 12/11/19
 105, DePaul, 12/11/19
 13 (1st half), Georgia Tech, 2/3/19
 16 (1st half), vs Boston College, 1/1/23
 35, vs Bryant, 11/21/2021

FIELD GOAL SHOOTING

Shot 55 percent/game
 Shot 60 percent/game

58.5 (38-65), vs Louisville, 2/27/22
 65.1 (41-63), at Louisville, 1/11/18

Shot below 20 percent/game
 Shot below 25 percent/game
 Shot below 30 percent/game
 Shot 60 percent/half
 Shot 65 percent/half
 Shot 70 percent/half
 Shot 70 percent/half
 Shot below 20 percent/half
 Shot below 25 percent/half

THREE-POINT SHOOTING

Player made 5 three-pointers
 Player made 6 three-pointers
 Player made 7 or more three-pointers
 Player attempted 10 three-pointers
 Made 10 three-pointers
 Did not make a three-pointer
 Attempted 30 three-pointers
 Shot 50 percent 3FG (min. 5 att.)
 Shot 60 percent 3FG (min. 5 att.)

18.6 (11-59), Holy Cross, 11/23/14
 24.1 (14-58), at Georgia Tech, 1/2/17
 27.1 (16-59), vs Florida State, 1/26/23
 60.0 (15-25), 2nd half at Florida State, 2/6/2022
 67.6 (23-34), 1st half vs Louisville, 2/27/22
 71.8 (23-32), 1st half at Louisville, 1/11/18
 71.8 (23-32), 1st half at Louisville, 1/11/18
 17.6 (6-34), 1st half at Boston College, 2/13/20
 21.9 (7-32), 1st half vs Boston College, 1/1/23

FREE-THROW SHOOTING

Player made 10 free-throws
 Player made 15 free-throws
 Player attempted 15 free-throws
 Player made 10 for 10 or better
 Shot 90 percent (min. 10 att.)
 Shot below 50 percent (min. 10 att.)
 Made 30 free-throws
 Made 5 or fewer FTs
 Made 5 or fewer FTs in consecutive games
 Attempted 40 free-throws
 Attempted fewer than five FTs

Nia Clouden (11) at Michigan State, 12/2/2021
 Nok Duany (15) at Georgetown, 2/23/02
 Kiara Lewis (18) at Syracuse, 1/5/20
 Allisha Gray (10-10) at North Carolina, 1/15/15
 90.9 (10-11), at N.C. State, 2/18/19
 45.5 (10-22) at Northwestern, 11/16/22
 32 (attempted 37), Illinois, 11/24/98
 2 (attempted 6) at Clemson, 1/19/23
 4 (attempted 9) at Syracuse, 1/15/23 & 2 (attempted 6) at Clemson, 1/19/23
 45 (made 28), at South Florida, 1/13/07
 4 (made 2), vs Louisville, 2/27/22

REBOUNDS

Player had 15 rebounds
 Player had 20 rebounds
 Two players had double-figure rebounds
 Three players had double-figure rebounds
 Had 50 rebounds
 Out-rebounded ND by 10 or more

See 20
 Elizabeth Kitley (20) at Virginia Tech, 12/18/22
 Emma Guy (12) & Taylor Soule (12), Boston College, 1/9/20
 Aurora Adams (16), Brenda McCunn (11) and Paula Langseth (10), Hawaii, 3/22/81 (@ Anchorage, Alaska)
 50, at Louisville, 2/13/2022
 18, vs Louisville, 2/27/2022

DOUBLE-DOUBLES

Points & assists
 Points & steals
 Assists & rebounds
 Two players had double-doubles
 Three players had double-doubles
 15 points and 15 rebounds
 20 points and 10 rebounds
 20 points and 20 rebounds
 30 points and 10 rebounds

Tiana Mangakahia (19p/11a), at Syracuse, 1/31/2021
 Alexis Jones (16/10) at Duke, 2/2/14
 Kylie Kornegay-Lucas (10a/11r), at Virginia, 1/26/20
 Emma Guy (11p/12r) & Taylor Soule (19p/12r), Boston College, 1/9/20
 Mary Raese (24p/10r), Mary Westerwelle (11p/10r) and Netra McGrew (10p/10a), Idaho, 3/21/86 (@ Amarillo, Texas)
 Elizabeth Kitley (16p/20r) at Virginia Tech, 12/18/22
 See 30
 Wendy Scholtens (29/20) at Vanderbilt, 1/8/89
 Diamond Miller (31/12) Maryland, 12/1/22

TRIPLE-DOUBLES

Points, rebounds, assists
 Points, rebounds, steals

Liad Suez-Karni (14p/10r/10a), Villanova, 2/7/06
 Diana Vines (23p/11r/12s) at DePaul, 1/24/89

ASSISTS

Player had 10 assists
 Player had 15 assists
 Had 25 assists
 Had 30 assists
 Had fewer than 10 assists
 Had 5 or fewer assists

Tiana Mangakahia (11), at Syracuse, 1/31/2021
 Veronica Pettry (16) at Loyola-Chicago, 2/18/89
 25, Louisville, 1/30/20
 30 at Loyola-Chicago, 2/18/89
 8 vs Virginia, 1/22/23
 5 vs ETSU, 11/24/17 (@ Estero, Fla.)

BLOCKED SHOTS

Player blocked 5 shots
 Blocked 10 shots
 Blocked 15 shots
 Blocked 0 shots

Maria Gakdeng (6), Boston College, 1/1/23
 10, Boston College, 1/1/23
 16 at Connecticut, 1/27/07
 vs ASU, 11/26/22 (@ Bimini, Bahamas)

STEALS

Player had 6 steals	See 7 or more
Player had at least 7 steals	Teisha Hyman, 7, Syracuse, 1/27/2022
Player had 10 steals	Alexis Jones at Duke, 2/2/14
Had 15 steals	15, Miami, 12/29/22
Had 20 steals	24, Georgetown, 1/29/00

TURNOVERS

Player committed 10 turnovers	Samantha Logic (11) at Iowa, 3/26/13
Committed 20 turnovers or more and won	21, at UConn, 12/5/2021
Committed 25 turnovers or more	29 at Clemson, 1/19/23
Committed 30 turnovers or more	31 vs. Valparaiso, 12/4/16
Committed 35 turnovers or more	35, Connecticut, 3/4/13
Committed 40 turnovers or more	46, Akron, 11/11/11
Committed 10 turnovers or fewer	10, vs ASU, 11/26/22 (Bimini, Bahamas)
Committed 5 turnovers or fewer	5, Oregon, 3/26/18 (Spokane, Wash.)


MISCELLANEOUS

Led team in points/rebounds/assists	Diamond Miller (31p/12r/5a) Maryland, 12/1/22
Four-point play	Deja Kelly (1:08, 4th quarter) vs UNC, 1/16/2022
Hit "final minute" game-winning shot	Raina Perez (14 seconds left), vs NC State, 3/26/2022 (Bridgeport, CT)
Played every minute	Dyaisha Fair (at Syracuse, 1/15/23)
Played more than 40 minutes	Lotta-Maj Lahtinen (45:00), at Georgia Tech, 2/17/2022
Rallied from 10-point deficit to win	vs NC State, 3/26/2022, Bridgeport, CT (ND led by 10, 36-26, 3:02 left in 2nd quarter. NC State won, 66-63)
Led ND by 10 or more at halftime	10 at UConn (35-25), 12/5/2021
Led ND by 15 or more at halftime	16 s Louisville (44-28), 2/28/2021
Led ND by 25 or more points	29 at Clemson (74-45) at 5:27 in 4th Q, 12/20/2020

TV/RADIO ROSTER




#0 Jenna Brown
Gr. // G // 5-9
Atlanta, GA
The Lovett School/Stanford



#1 Dara Mabrey
Gr. // G // 5-7
Belmar, NJ
Manasquan/Virginia Tech



#4 Cassandre Prosper
Fr. // G // 6-2
Montreal, Quebec
Cairine Wilson Secondary
School



#5 Olivia Miles
So. // G // 5-10
Phillipsburg, NJ
Blair Academy



#11 Sonia Citron
So. // G // 6-1
Scarsdale, NY
The Ursuline School



#14 KK Bransford
Fr. // G // 5-11
Cincinnati, OH
Mount Notre Dame



#15 Natalija Marshall
Jr. // F // 6-4
Queens, NY
Christ the King



#20 Lauren Zwetzig
Jr. // G // 5-9
Fort Collins, CO
Fossil Ridge




#21 Maddy Westbeld
Jr. // F // 6-3
Kettering, Ohio
Fairmont



#22 Kylee Watson
Jr. // GF // 6-4
Linwood, NJ
Mainland/Oregon



#25 Sarah Cernugel
Jr. // G // 5-4
Westmont, IL
Hinsdale Central



#33 Lauren Ebo
Gr. // F // 6-4
Washington, D.C.
Riverdale Baptist/Texas



Niele Ivey
Karen & Kevin Keyes Head Coach
3rd Season as Head Coach
15th Overall Season at ND
20th as both player & coach



Carol Owens
Associate Head Coach
14th Season as Associate
23rd Season at Notre Dame



Michaela Mabrey
Assistant Coach
4th Season



Charel Allen
Assistant Coach
1st Season