



No. 19

FLORIDA

No. 21

FRIDAY
DECEMBER 30
 JACKSONVILLE, FL



ESPN | **3:30PM**

**THE STORY
 CONTINUES**





SOUTH CAROLINA GAMECOCKS



FOOTBALL - 2022



Georgia State
Sept. 3
7:30 pm ET
ESPN+
W, 35-14



@ #16 Arkansas
Sept. 10
Noon ET
ESPN
L, 30-44



#1 Georgia
Sept. 17
Noon ET
ESPN
L, 7-48



Charlotte
Sept. 24
7:30 pm ET
ESPNU
W, 56-20



S.C. State
Oct. 1
Noon ET
SEC Network
W, 50-10



@ #13 Kentucky
Oct. 8
7:30 pm ET
SEC Network
W, 24-14



Texas A&M
Oct. 22
7:30 pm ET
SEC Network
W, 30-24



Missouri
Oct. 29
4 pm ET
SEC Network
L, 10-23



@ Vanderbilt
Nov. 5
7:30 pm ET
SEC Network
W, 38-27



@ Florida
Nov. 12
4 pm ET
SEC Network
L, 6-38



#5 Tennessee
Nov. 19
7 pm
ESPN
W, 63-38



@ #7 Clemson
Nov. 26
Noon
ABC
W, 31-30

ON THE AIR

TELEVISION

Network.....ESPN
Play-by-Play.....Taylor Zarcour
Analyst.....Matt Stinchcomb
Sideline.....Alyssa Lang

RADIO

National Radio.....Touchdown Radio
Play-by-Play.....Frank Frangie
Analyst.....Gino Torretta
Satellite Radio.....SiriusXM 84
Local Radio.....Gamecock Radio Network
Play-by-Play.....Todd Ellis
Analyst.....Tommy Suggs
Sideline.....Jamar Nesbit
Satellite Radio.....SiriusXM 136 or 190

QUICK FACTS

Location.....Columbia, S.C.
Founded.....1801
Enrollment.....35,388

COACHING STAFF

Head Coach.....Shane Beamer
Alma Mater.....Virginia Tech (2000)
Overall Record.....15-10 (2nd year)
Record at South Carolina.....15-10 (2nd year)
Offensive Line.....Greg Adkins*
Defensive Backs.....Torrian Gray*
Running Backs.....Montario Hardesty
Tight Ends.....Jody Wright*
Assoc. HC/Special Teams Coord.....Pete Lembo
Defensive Line.....Jimmy Lindsey
Outside LBs/Defensive Ends.....Sterling Lucas
Wide Receivers.....Justin Stepp
Offensive Line.....Lonnie Teasley
Defensive Coord./Inside LBs.....Clayton White
Director of Strength & Conditioning.....Luke Day
Head Football Athletic Trainer.....Clint Haggard

*In the Press Box

COMMUNICATIONS

Associate AD/Communications.....Steve Fink
Fink Email.....finksc@mailbox.sc.edu
Fink Office.....803-777-7987
Fink Cell.....803-240-5268
Fink Twitter.....@SteveFink_SID
Associate Communications Director.....Kent Reichert
Assistant Communications Director.....David Fox
Official Website.....www.gamecocksonline.com
Twitter.....@GamecockFB

2022 TAXSLAYER GATOR BOWL

#19 CFP
#20 AP
#19 COACHES

South Carolina
Gamecocks
(8-4, 4-4 SEC)

vs

#21 CFP
#19 AP
#20 COACHES

Notre Dame
Fighting Irish
(8-4)



Friday, Dec. 30, 2022 ♦ 3:30 pm ET
TIAA Bank Field (67,164) ♦ Jacksonville, Fla.

QUICKLY: The South Carolina Gamecocks (8-4, 4-4 SEC) will face the Notre Dame Fighting Irish (8-4) in the 78th TaxSlayer Gator Bowl. The game will be played at TIAA Bank Field (67,164) in Jacksonville, Fla., on Friday, Dec. 30, 2022, with kickoff scheduled for 3:30 pm ET.

YOU ARE LOOKING LIVE: ESPN has the national television broadcast with Taylor Zarcour handling the play-by-play, Matt Stinchcomb providing the analysis and Alyssa Lang working the sidelines. The national radio broadcast will be presented by Touchdown Radio, with Frank Frangie and Gino Torretta on the call. Todd Ellis is the play-by-play voice of the Gamecock Radio Network with Tommy Suggs, who is wrapping up his 50th year in the booth, providing the color commentary. Jamar Nesbit patrols the sidelines for the Network.

GOING BOWLING: The Gamecocks are appearing in their 25th bowl game. They own a 10-14 mark in the previous 24 contests. Carolina has posted a 10-6 mark in its last 16 bowl contests after dropping its first eight bowl games. Most recently, the Gamecocks rolled to a 38-21 win over North Carolina in the 2021 Duke's Mayo Bowl for their sixth win in their last eight bowl appearances.

GOOD TO BE BACK: This will mark the Gamecocks' fifth trip to the Jacksonville and the Gator Bowl, but the first since 1987. The Gamecocks are still looking for their first Gator Bowl win. South Carolina's very first bowl game was the Gator Bowl on Jan. 1, 1946, when the Gamecocks dropped a 26-14 decision to Wake Forest. South Carolina also lost the 1980 Gator Bowl to Pittsburgh by a 37-7 score, the 1984 Gator Bowl to Oklahoma State by a 21-14 margin, and the 1987 Gator Bowl to LSU, a 30-13 setback.

WHERE THE GAMECOCKS STAND: The Gamecocks were ranked 19th in the final College Football Playoff Rankings, 20th in the Associated Press poll and 19th in the AFCA Coaches poll. Carolina finished the 2022 regular season on a high note, knocking off a pair of top-10 teams in No. 5 Tennessee, 63-38 and No. 7 Clemson, 31-30, in its last two games. After opening the season with a 1-2 mark, the Gamecocks won seven of their final nine contests, including three over ranked opponents. The Gamecocks are looking to finish the season ranked for the first time since they were No. 4 at the end of the 2013 season.





Carolina Schedule of Events

SUNDAY, DECEMBER 25

Team Arrives in Jacksonville by 6 pm
Team Christmas Dinner 7:20 pm

MONDAY, DECEMBER 26

Practice – Ponte Vedra High School..... 10:25 am
First two periods open (10:25 am - 10:40 am)
Head Coach Shane Beamer available after practice

TUESDAY, DECEMBER 27

Practice – Ponte Vedra High School..... 10:25 am
First three periods open (10:25 am - 10:45 am)
Requested and approved Defensive players available after practice
Spouses Luncheon, TPC Sawgrass Noon
Player Outing at Naval Station Mayport..... 2 pm
Team Service Event at Sawgrass Marriott Resort..... 5 pm

WEDNESDAY, DECEMBER 28

Practice – Ponte Vedra High School..... 11:20 am
Practice Closed
Requested and approved Offensive players available after practice
Player Outing at Topgolf Jacksonville 2 pm

THURSDAY, DECEMBER 29

SEC Family Zoo and Gardens Outing..... 9 am
Press Conference - Head Coach and Team Captains 11 am
TIAA Bank Field - East Club
Dream Team Visit, TIAA Bank Field - East Club 11:30 am
Practice – Ponte Vedra High School..... 2:35 pm
Practice Closed - No media availability
Band Pep Rally, Jax Beach Seawalk Pavilion..... 6:30 pm

FRIDAY, DECEMBER 30

78th TaxSlayer Gator Bowl..... 3:30 pm
TIAA Bank Field

Note-All events/times subject to change.

Credits: The 2022 South Carolina TaxSlayer Bowl Media Guide was designed, written, compiled and edited by Steve Fink, Associate Athletics Director/ Communications and Public Relations, with assistance from Kent Reichert and David Fox. This guide is meant to serve as a supplement to the 2022 South Carolina Football Media Guide. Information is as of December 15, 2022. Photography provided by Juan Blas, Tim Cowie, Jenny Dilworth, Jayson Jeffers and Wes Wilson.

Hotel Information

The South Carolina football team and official travel party will headquarter at the **Sawgrass Marriott Golf Resort & Spa**, located at 1000 TPC Boulevard in Ponte Vedra Beach, Fla. Contact Bryan Day (904-280-7052) or bryan.day@marriott.com. The Notre Dame football team and official travel party will stay at the **Omni Amelia Island Resort**, located at 30 Beach Lagoon Road, Amelia Island, Fla. The official headquarters hotel of the TaxSlayer Gator Bowl is the **Hyatt Regency Jacksonville Riverfront**, located at 225 E. Coastline Drive in Jacksonville.

South Carolina Communications

Steve Fink, South Carolina Associate Athletics Director/Communications and Public Relations, **Kent Reichert**, Associate Director, and **David Fox**, Assistant Director, will accompany the team to Jacksonville. Fink can be reached via cell phone at 803-240-5268 or email at finksc@mailbox.sc.edu. Reichert's cell number is 734-548-0878 and his email is kent2@mailbox.sc.edu. Fox's cell number is 423-767-3607 and his email is DF25@mailbox.sc.edu.

Practices and Interviews

While in Jacksonville, South Carolina will practice at **Ponte Vedra High School**, located at 460 Davis Park Road, Ponte Vedra, Fla. The first two periods of practice (10:25 - 10:40 am) will be open to the media on Monday, Dec. 26, while the first three periods of practice (10:25-10:45 am) will be open to the media on Tuesday, Dec. 27. Practices will be closed on Wednesday, Dec. 28 and Thursday, Dec. 29. Head coach Shane Beamer will be available following Monday's practice. Requested and approved defensive players will be available following Tuesday's practice in a gaggle format. Requested and approved offensive players will be available following the Wednesday practice in a gaggle format. Please notify Steve Fink by 6 pm on Dec. 25 with any specific player requests for the week. Assistant coaches will not be available. Head coach Shane Beamer and the four team captains - Eric Douglas, Jovaughn Gwyn, Brad Johnson and Spencer Rattler - will be available at the press conference at TIAA Bank Field on Thursday, Dec. 29.

Notre Dame Communications

For questions regarding Notre Dame Football, contact either **Katy Lonergan**, Associate Athletics Director, at 785-764-9941 or klonerg2@nd.edu; **Alan Wasielewski**, Assistant Athletics Director, 574-532-4167 or awasiele@nd.edu or **Dan Wacker**, 608-487-3858 or dwacker@nd.edu.

TaxSlayer Gator Bowl Communications

For media inquiries pertaining to the TaxSlayer Gator Bowl, please contact Katie Cox, Vice President of Marketing, at 316-305-2333 or email at katie@TaxSlayerGatorBowl.com.

Carolina Football Communications Staff



Steve Fink
Associate AD
Communications/PR



Kent Reichert
Associate Director
Communications/PR



David Fox
Assistant Director
Communications/PR



South Carolina Bowl Scoreboard (10-14)

Date	Bowl	Site	Opponent	Result	Score	Attend.	Head Coach	Record	Notes
Jan. 01, 1946	Gator	Jacksonville	Wake Forest	Lost	14-26	7,362	Johnnie McMillan	2-4-3	First bowl appearance
Dec. 30, 1969	Peach	Atlanta	West Virginia	Lost	3-14	48,452	Paul Dietzel	7-4	ACC Champion
Dec. 20, 1975	Tangerine	Orlando	Miami (Ohio)	Lost	7-20	20,247	Jim Carlen	7-5	Carlen's first team
Dec. 28, 1979	Hall of Fame	Birmingham	Missouri	Lost	14-24	62,785	Jim Carlen	8-4	First eight-win season
Dec. 29, 1980	Gator	Jacksonville	Pittsburgh	Lost	9-37	72,287	Jim Carlen	8-4	Rogers wins Heisman
Dec. 28, 1984	Gator	Jacksonville	Oklahoma State	Lost	14-21	82,138	Joe Morrison	10-2	Fire Ants & Black Magic
Dec. 31, 1987	Gator	Jacksonville	LSU	Lost	13-30	82,119	Joe Morrison	8-4	Black Magic returns
Dec. 28, 1988	Liberty	Memphis	Indiana	Lost	10-34	39,210	Joe Morrison	8-4	Started season 6-0
Jan. 02, 1995	Carquest	Miami	West Virginia	Won	24-21	50,833	Brad Scott	7-5	First bowl win
Jan. 01, 2001	Outback	Tampa	Ohio State	Won	24-7	65,229	Lou Holtz	8-4	SEC's biggest turnaround
Jan. 01, 2002	Outback	Tampa	Ohio State	Won	31-28	66,249	Lou Holtz	9-3	Back-to-back bowl wins
Dec. 30, 2005	Independence	Shreveport	Missouri	Lost	31-38	41,332	Steve Spurrier	7-5	Spurrier's first team
Dec. 29, 2006	Liberty	Memphis	Houston	Won	44-36	56,103	Steve Spurrier	8-5	Highest scoring bowl game
Jan. 01, 2009	Outback	Tampa	Iowa	Lost	10-31	55,117	Steve Spurrier	7-6	Return to New Year's Day bowl
Jan. 02, 2010	Papajohns.com	Birmingham	Connecticut	Lost	7-20	45,254	Steve Spurrier	7-6	First coach to four bowl games
Dec. 31, 2010	Chick-fil-A	Atlanta	Florida State	Lost	17-26	72,217	Steve Spurrier	9-5	SEC Eastern Division Champs
Jan. 02, 2012	Capital One	Orlando	Nebraska	Won	30-13	61,351	Steve Spurrier	11-2	Most wins in school history
Jan. 01, 2013	Outback	Tampa	Michigan	Won	33-28	54,527	Steve Spurrier	11-2	Back-to-back 11-win seasons
Jan. 01, 2014	Capital One	Orlando	Wisconsin	Won	34-24	56,629	Steve Spurrier	11-2	Highest final ranking in history
Dec. 27, 2014	Independence	Shreveport	Miami (Fla.)	Won	24-21	38,242	Steve Spurrier	7-6	Seventh-straight winning season
Dec. 29, 2016	Birmingham	Birmingham	USF	Lost	39-46 OT	31,229	Will Muschamp	6-7	First overtime bowl game
Jan. 01, 2018	Outback	Tampa	Michigan	Won	26-19	45,687	Will Muschamp	9-4	Overcame 16-point deficit
Dec. 29, 2018	Belk	Charlotte	Virginia	Lost	0-28	48,263	Will Muschamp	7-6	Blanked for 1st time since 2006
Dec. 26, 2020	Gasparilla	Tampa	UAB	DNP	-	-	Mike Bobo (Interim)	2-8	Cancelled due to COVID-19
Dec. 30, 2021	Duke's Mayo	Charlotte	North Carolina	Won	38-21	45,520	Shane Beamer	7-6	Joyner makes 1st start at QB

South Carolina Bowl MVPs

- 1995 Carquest- Steve Taneyhill**
- 2001 Outback - Ryan Brewer**
- 2002 Outback - Phil Petty**
- 2006 Liberty - Blake Mitchell**
- 2012 Capital One - Alshon Jeffery**
- 2013 Outback - Ace Sanders**
- 2014 Capital One - Connor Shaw**
- 2014 Independence -
Pharoh Cooper/Skai Moore**
- 2018 Outback - Jake Bentley**
- 2021 Duke's Mayo - Dakereon Joyner**



Ryan Brewer



Ace Sanders



Connor Shaw



Pharoh Cooper



Jake Bentley



Dakereon Joyner



South Carolina Team Bowl Records

Most Points Scored

- 1. 44 vs Houston (2006 Liberty)
- 2. 39 vs USF (2016 Birmingham)
- 3. 38 vs North Carolina (2021 Duke's Mayo)

Most First Downs

- 1. 27 vs USF (2016 Birmingham)
- 27 vs North Carolina (2021 Duke's Mayo)
- 3. 25 vs Houston (2006 Liberty)

Most Rushing Attempts

- 1. 51 vs Ohio State (2001 Outback)
- 51 vs North Carolina (2021 Duke's Mayo)
- 3. 47 vs Missouri (1979 Hall of Fame)

Most Yards Rushing

- 1. 301 vs North Carolina (2021 Duke's Mayo)
- 2. 218 vs Ohio State (2001 Outback)
- 3. 189 vs Houston (2006 Liberty)

Most Pass Attempts

- 1. 50 vs Iowa (2009 Outback)
- 2. 47 vs LSU (1987 Gator)
- 3. 43 vs USF (2016 Birmingham)

Most Pass Completions

- 1. 32 vs USF (2016 Birmingham)
- 2. 28 vs LSU (1987 Gator)
- 3. 26 vs Iowa (2009 Outback)
- 26 vs West Virginia (1995 Carquest)

Most Interceptions Thrown

- 1. 4 vs LSU (1987 Gator)
- 2. 3 Five times

Most Yards Passing

- 1. 390 vs USF (2016 Birmingham)
- 2. 323 vs Houston (2006 Liberty)
- 3. 321 vs Wisconsin (2014 Capital One)

Most Touchdown Passes

- 1. 4 vs Houston (2006 Liberty)
- 4 vs Michigan (2013 Outback)
- 4 vs Wisconsin (2014 Capital One)

Most Plays

- 1. 84 vs LSU (1987 Gator)
- 2. 80 vs LSU (1987 Gator)
- 3. 77 vs USF (2016 Birmingham)
- 77 vs West Virginia (1995 Carquest)

Most Yards Total Offense

- 1. 543 vs North Carolina (2021 Duke's Mayo)
- 2. 512 vs Houston (2006 Liberty)
- 3. 481 vs USF (2016 Birmingham)

Most Penalties

- 1. 10 vs Iowa (2009 Outback)
- 2. 9 vs Houston (2006 Liberty)
- 3. 8 vs Ohio State (2002 Outback)

Most Yards Penalized

- 1. 100 vs Iowa (2009 Outback)
- 2. 93 vs Houston (2006 Liberty)
- 3. 68 vs Michigan (2018 Outback)

Opponent Team Bowl Records

Most Points Scored

- 1. 46 vs USF (2016 Birmingham)
- 2. 38 vs Missouri (2005 Independence)
- 3. 37 vs Pittsburgh (1980 Gator)

Most First Downs

- 1. 28 vs Virginia (2018 Belk)
- 2. 27 vs Houston (2006 Liberty)
- 3. 24 vs USF (2016 Birmingham)
- 24 vs Wake Forest (1946 Gator)

Most Rushing Attempts

- 1. 79 vs West Virginia (1969 Peach)
- 2. 60 vs Miami (Ohio) (1975 Tangerine)
- 3. 52 vs Missouri (1979 Hall of Fame)

Most Yards Rushing

- 1. 378 vs Wake Forest (1946 Gator)
- 2. 356 vs West Virginia (1969 Peach)
- 3. 293 vs Wisconsin (2014 Capital One)

Most Pass Attempts

- 1. 45 vs Michigan (2018 Outback)
- 2. 43 vs Missouri (2005 Independence)
- 3. 42 vs Oklahoma State (1984 Gator)

Most Pass Completions

- 1. 27 vs Houston (2006 Liberty)
- 2. 25 vs Michigan (2013 Outback)
- 25 vs Oklahoma State (1984 Gator)

Most Interceptions Thrown

- 1. 3 vs Wisconsin (2014 Capital One)
- 3 vs Pittsburgh (1980 Gator)
- 3. 2 Three times

Most Yards Passing

- 1. 392 vs Houston (2006 Liberty)
- 2. 341 vs Michigan (2013 Outback)
- 3. 324 vs Ohio State 2002 Outback)

Most Touchdown Passes

- 1. 3 Four times

Most Plays

- 1. 85 vs Oklahoma State (1984 Gator)
- 2. 83 vs Missouri (2005 Independence)
- 3. 80 vs USF (2016 Birmingham)

Most Yards Total Offense

- 1. 575 vs Indiana 1988 (Liberty)
- 2. 527 vs Houston (2006 Liberty)
- 3. 504 vs Missouri (2005 Independence)

Most Penalties

- 1. 11 vs Pittsburgh (1980 Gator)
- 2. 10 vs LSU (1987 Gator)
- 10 Nebraska (2012 Capital One)

Most Yards Penalized

- 1. 107 vs LSU (1987 Gator)
- 2. 87 vs Missouri (2005 Independence)
- 3. 73 vs Pittsburgh (1980 Gator)

South Carolina Individual Bowl Records

Rushes: 31, Kevin Harris vs North Carolina (2021 Duke's Mayo)
Yards Rushing: 182, Kevin Harris vs North Carolina (2021 Duke's Mayo)
Longest Run: 64, Connor Shaw vs Michigan (2013 Outback)
Passes Attempted: 47, Todd Ellis vs LSU (1987 Gator)
Passes Completed: 32, Jake Bentley vs USF (2016 Birmingham)
Yards Passing: 390, Jake Bentley vs USF (2016 Birmingham)
Touchdowns: 3, Ryan Brewer vs Ohio State (2001 Outback)
Points: 18, Ryan Brewer vs Ohio State (2001 Outback)
Touchdowns Passing: 4, Blake Mitchell vs Houston (2006 Liberty)
TDs Accounted For: 5, Connor Shaw vs Wisconsin (2014 Capital One)
Longest Pass Completion: 78, twice: Connor Shaw to Alshon Jeffery vs Nebraska (2012 Capital One); Dylan Thompson to Pharoah Cooper vs Miami (2014 Independence)
Pass Receptions: 14, Deebo Samuel vs USF (2016 Birmingham)
Yards Receiving: 191, Sidney Rice vs Missouri (2005 Independence)
Yards Total Offense: 381, Jake Bentley vs USF (2016 Birmingham)
Punts: 9, Rodney Price vs Indiana (1988 Liberty)
Punting Yards: 338, Rodney Price vs Indiana (1988 Liberty)

Punting Average: 47.7, Tyeler Dean vs Ohio State (2002 Outback)
Longest Punt: 70, Tyeler Dean vs Ohio State (2002 Outback)
Interceptions: 2, twice: Deandre' Eiland vs Ohio State (2001 Outback); Skai Moore vs Wisconsin (2014 Capital One)
Longest INT Return: 90, Dutch Brems vs Wake Forest (1946 Gator)
Punt Returns: 3, 4 times, last: Chris Lammons vs Michigan (2018 Outback)
Punt Return Yards: 66, Ace Sanders vs Michigan (2013 Outback)
Longest Punt Return: 63, Ace Sanders vs Michigan (2013 Outback)
Longest Kickoff Return: 62, Shi Smith vs Virginia (2018 Belk)
Field Goals: 3, Parker White vs North Carolina (2021 Duke's Mayo)
Longest Field Goal: 49, Collin Mackie vs LSU (1987 Gator)
Longest Scoring Run: 35, Juju McDowell vs North Carolina (2021 Duke's Mayo)
Longest Scoring Pass: 78, Dylan Thompson to Pharoah Cooper vs Miami (2014 Independence)
Longest Scoring Play: 90-yard interception return, Dutch Brems vs Wake Forest (1946 Gator)



NOTRE DAME

Head Coach.....Marcus Freeman
 Alma Mater.....Ohio State (2007)
 Notre Dame Record.....8-5 (1st year)
 Career Record.....8-5 (1st year)
 Football Contact.....Katy Lonergan
 Email.....klonerg2@nd.edu
 Cell.....785-764-9941
 Official Website.....www.und.com
 Twitter.....@NDFootball

Fighting Irish Schedule

Sept. 3 at Ohio State.....L, 10-21
 Sept. 10 vs Marshall.....L, 21-26
 Sept. 17 vs California.....W, 24-17
 Sept. 24 at North Carolina.....W, 45-32
 Oct. 1 OPEN DATE
 Oct. 8 vs BYU (in Las Vegas).....W, 28-20
 Oct. 15 vs Stanford.....L, 14-16
 Oct. 22 vs UNLV.....W, 44-21
 Oct. 29 at Syracuse.....W, 41-24
 Nov. 5 vs Clemson.....W, 35-14
 Nov. 12 at Navy.....W, 35-32
 Nov. 19 vs Boston College.....W, 44-0
 Nov. 26 at Southern California.....L, 27-38
Dec. 30 vs South Carolina.....3:30 pm
TaxSlayer Gator Bowl

Series Capsule

Series History.....ND leads 3-1
 In Columbia.....ND leads 2-0
 In South Bend.....Series Tied 1-1
 At Neutral Sites.....Never Met
 First Meeting (1976 in Columbia).....ND 13, SC 6
 Last Meeting (1984 in South Bend) ... SC 36, ND 32
 Beamer vs. Notre Dame.....0-0
 Freeman vs. South Carolina.....0-0

Series Superlatives

Most Points - South Carolina.....36 (1984)
 SC 36, ND 32
 Most Points - Notre Dame.....32 (1984)
 SC 36, ND 32
 Most Points - Combined.....68 (1984)
 SC 36, ND 32
 Biggest Margin Victory - S. Carolina.....4 (1984)
 SC 36, ND 32
 Biggest Margin Victory - Notre Dame.....24 (1983)
 ND 30, SC 6
 Longest Winning Streak - SC.....1 (1984)
 Longest Winning Streak - ND.....3 (1977-83)
 Current Streak.....SC has won 1 in a row

BEEN HERE, DONE THAT: If the Gamecocks have any questions about nuances of the TaxSlayer Bowl, they can ask running back **Christian Beal-Smith**. Beal-Smith rushed eight times for 23 yards in the Demon Deacons' 38-10 win over Rutgers in the 2021 TaxSlayer Gator Bowl.

GAMECOCKS VS. IRISH: The Gamecocks and Irish have met four previous times on the gridiron, but have not faced each other since 1984. Notre Dame won each of the first three meetings - a 13-6 win in Columbia in 1976, an 18-17 victory in South Bend in 1979, and a 30-6 win in Columbia in 1983. The Gamecocks exacted some revenge with a 36-32 win in South Bend during the 1984 season, the last time the two teams met.

Carolina vs. Notre Dame

Year	Date	W/L	Score	Site
1976	10/23	L	6-13	Columbia
1979	10/27	L	17-18	South Bend
1983	10/08	L	6-30	Columbia
1984	10/20	W	36-32	South Bend

SCOUTING THE IRISH: Notre Dame (8-4) finished the regular season ranked 21st in the CFP Rankings, 19th in the A.P. poll and 20th in the Coaches' poll. After opening the season with a pair of losses and standing at just 3-3 at the midway point, the Irish went on a five-game winning streak before falling to Southern Cal in their regular season finale.

THE HEAD COACH: **Marcus Freeman** is in his first season guiding the Fighting Irish. He was hired as Notre Dame's defensive coordinator and linebackers coach in January of 2021 as part of Brian Kelly's staff, then was promoted to become the 30th head coach in school history in December of 2021. He is 8-5 overall and 0-1 in bowl games after falling to Oklahoma State in the 2021 Fiesta Bowl.

COMMON OPPONENT: Both South Carolina and Notre Dame can claim a victory over Clemson this season, the only two losses the Tigers suffered in 2022. Notre Dame handed Clemson a 35-14 setback in South Bend on Nov. 5, then the Gamecocks upset the Tigers in Clemson by a 31-30 score in the regular-season finale to capture the Palmetto Bowl.

THE LAST TIME THEY MET: South Carolina stunned Notre Dame, 36-32, in South Bend on Oct. 20, 1984, achieving its best start in the school's history with a 6-0 record. The loss dropped Notre Dame to 3-4 and marked the first time since 1956 that the Irish had lost three consecutive home games. **Mike Hold** played most of the second half at quarterback in relief of **Allen Mitchell**, and led the Gamecocks from a 12-point deficit. Hold hit 5-of-9 passes for 67 yards, and ran 15 times for 72 yards. Notre Dame held a 26-14 lead, but Hold rallied South Carolina



MIKE HOLD

with a 63-yard drive topped by a 1-yard scoring run and a **Kent Hagood** 2-point conversion, cutting the lead to 26-22 with 14 minutes to play. Five minutes later, Hold dropped back to pass, evaded the rush and ran 33 yards up the middle behind a block by the wide receiver **Eric Poole** for the touchdown and a 29-26 lead. A 4-yard touchdown by **Quinton Lewis** after a Notre Dame fumble stretched the lead to 36-26.

By the Numbers

	SC	ND
Record	8-4	8-4
Points/Game	31.7	30.7
Opp. Points/Game	27.5	21.8
Rushing Attempts	389	486
Yards Rushing/Game	123.3	182.8
Yards Per Rush	3.8	4.5
Opp. Rushing Attempts	476	414
Opp. Yards Rush/Game	192.4	136.8
Opp. Yards/Rush	4.9	4.0
Passes Attempted	372	304
Passes Completed	250	192
Yards Pass/Game	257.8	199.9
Opp. Passes Attempted	370	346
Opp. Passes Completed	198	201
Opp. Yards Pass/Game	199.5	190.6
Total Plays	761	790
Total Offense	4573	4592
Avg. Yards/Game	381.1	382.7
Avg. Yards/Play	6.0	5.8
Opp. Total Plays	846	760
Opp. Total Offense	4703	3929
Opp. Total Yards/Game	391.9	327.4
Opp. Total Yards/Play	5.6	5.2
3rd Down Conv.	39%	46%
Opp. 3rd Down Conv.	42%	37%
4th Down Conv.	12-20	6-15
Opp. 4th Down Conv.	9-17	920
Avg. Poss. Time/Game	29:08	31:34

Carolina in the Gator

Year	Date	W/L	Opponent	Score
1946	01/01	L	Wake Forest	14-26
1980	12/29	L	Pittsburgh	9-37
1984	12/28	L	Oklahoma St.	14-21
1987	12/31	L	LSU	13-30

STATE CONNECTIONS: South Carolina's redshirt junior linebacker **Bam Martin-Scott** hails from Fort Wayne, Ind. where he played at Snider High School. Notre Dame features one player from the Palmetto State. Freshman linebacker Jaylen Sneed is from Hilton Head Island and played at Hilton Head High School.

THE HOLTZ FACTOR: College Football Hall of Fame coach **Lou Holtz** coached both Notre Dame and South Carolina. He led the Irish from 1986-1996, posting a 100-30-2 record. He took the Irish to bowl games in nine consecutive seasons, while his 1988 squad went 12-0 and won the national championship. Holtz came out of retirement in 1999, taking the reins at South Carolina. His first team was winless, but his second squad went 8-4 and won the Outback Bowl over Ohio State, earning him National Coach of the Year honors. He coached the Gamecocks through the 2004 season, posting a mark of 33-37.

DID YOU KNOW?: **Shane Beamer** is actually 2-0 as the head coach in bowl games. He served as Virginia Tech's acting head coach in the 2014 Military Bowl win while his father, Frank Beamer, watched from the press box following throat surgery. The Hokies posted a 33-17 win over Cincinnati that day. The game was held on the campus of the U.S. Naval Academy in Annapolis, Md.

2022 SEC Standings

EASTERN DIVISION

	SEC	PCT	PF	PA	ALL	PCT	PF	PA
*Georgia	8-0	1.000	301	97	13-0	1.000	509	166
Tennessee	6-2	.750	347	215	10-2	.833	568	282
S. Carolina	4-4	.500	208	256	8-4	.667	380	330
Kentucky	3-5	.375	140	180	7-5	.583	265	229
Florida	3-5	.375	231	229	6-6	.500	381	345
Missouri	3-5	.375	163	205	6-6	.500	306	300
Vanderbilt	2-6	.250	127	318	5-7	.417	295	432

WESTERN DIVISION

	SEC	PCT	PF	PA	ALL	PCT	PF	PA
*LSU	6-2	.750	223	207	9-4	.692	420	308
Alabama	6-2	.750	317	190	10-2	.833	489	216
Miss State	4-4	.500	203	229	8-4	.667	392	290
Ole Miss	4-4	.500	246	250	8-4	.667	410	290
Arkansas	3-5	.375	228	238	6-6	.500	368	345
Auburn	2-6	.250	178	264	5-7	.417	297	354
Texas A&M	2-6	.250	191	225	5-7	.417	273	254

*Division Champion

*SEC Champion

The SEC in Bowl Games

SRS Distribution Las Vegas Bowl

Florida vs. Oregon State
Las Vegas, Nev. - Dec. 17, 2:30 pm

Union Home Mortgage Gasparilla Bowl

Missouri vs. Wake Forest
Tampa, Fla. - Dec. 23, 6:30 pm

AutoZone Liberty Bowl

Arkansas vs. Kansas
Memphis, Tenn. - Dec. 28, 5:30 pm

TaxAct Texas Bowl

Ole Miss vs. Texas Tech
Houston, Texas. - Dec. 28, 9 pm

TaxSlayer Gator Bowl

South Carolina vs. Notre Dame
Jacksonville, Fla. - Dec. 30, 3:30 pm

Capital One Orange Bowl

Tennessee vs. Clemson
Miami, Fla. - Dec. 30, 8 pm

TransPerfect Music City Bowl

Kentucky vs. Iowa
Nashville, Tenn. - Dec. 31, Noon

Allstate Sugar Bowl

Alabama vs. Kansas State
New Orleans, La. - Dec. 31, Noon

Chick-fil-A Peach Bowl

Georgia vs. Ohio State
Atlanta, Ga. - Dec. 31, 4 or 8 pm

ReliaQuest Bowl

Mississippi State vs. Illinois
Tampa, Fla. - Jan. 2, Noon

Cheeze-It Citrus Bowl

LSU vs. Purdue
Orlando, Fla. - Jan. 2, 1 pm



A South Carolina win over Notre Dame would...

- ◆ Give the Gamecocks a school-record fourth win over a ranked opponent this season. Carolina has already defeated No. 5 Tennessee, No. 7 Clemson and No. 13 Kentucky in 2022.
- ◆ Give the Gamecocks a nine-win season for the first time since 2017.
- ◆ Guarantee the Gamecocks a top-25 finish in the national polls for the first time since the 2013 season when they finished fourth in the AP poll.
- ◆ Give the Gamecocks their seventh bowl win in their last nine bowl appearances.
- ◆ Give the Gamecocks their 11th bowl win in 25 bowl games.
- ◆ Give the Gamecocks a three-game winning streak to end the season for the first time since 2013 when they won the final six games of the campaign.
- ◆ Make Shane Beamer the first coach in Carolina history to lead his team to a bowl win in each of his first two seasons.
- ◆ Give Shane Beamer his 16th win as the Gamecocks' head coach, the most wins recorded by Carolina coach in his first two seasons.

THE SHANE TRAIN: University of South Carolina second-year head coach **Shane Beamer** continues to exceed expectations. In 2021, he was named the co-winner of the Steve Spurrier First-Year Coach of the Year Award, presented by the FWAA, after leading the Gamecocks to a 7-6 campaign, a 3 1/2-game improvement from the 2-8 record posted in 2020. This season, the Gamecocks were pegged for fifth in the SEC Eastern Division by the media pundits at the SEC Media Days. Once again, the team exceeded expectations, finishing third in the division while recording eight regular-season wins. With 15 wins through his first two campaigns, Coach Beamer is tied with Joe Morrison, Steve Spurrier and Will Muschamp for the most wins in his first two seasons at Carolina.

Head Coach	Years	Year 1	Year 2	Total
Joe Morrison	1983-84	5-6	10-2	15-8
Steve Spurrier	2005-06	7-5	8-5	15-10
Will Muschamp	2016-17	6-7	9-4	15-11
Shane Beamer	2021-22	7-6	8-4	15-10
C.R. Williams	1902-03	6-1	8-2	14-3

BREAKING NEW GROUND: **Shane Beamer** is the third Carolina coach to take his team to a bowl game in each of his first two seasons, joining Steve Spurrier and Will Muschamp. Following last year's Duke's Mayo Bowl win over North Carolina, Coach Beamer would become the first coach to post a bowl victory in each of his first two seasons with a Gator Bowl win over Notre Dame. Coach Spurrier's 2005 team lost to Missouri in the 2005 Independence Bowl before defeating Houston in the 2006 Liberty Bowl. Coach Muschamp's squad lost to USF in the 2016 Birmingham Bowl before topping Michigan in the Outback Bowl the following year.

NOTABLE WINS: The Gamecocks posted wins over three ranked opponents during the 2022 season, defeating No. 13 Kentucky in Lexington, No. 5 Tennessee in Columbia and No. 7 Clemson in Clemson. Carolina had lost six-straight games to ranked opponents before putting together its current three-game winning streak. The wins over Tennessee and Clemson were the first back-to-back wins over top-10 ranked opponents in school history. In addition, the Gamecocks logged their first win in nine tries over Texas A&M, won at Kentucky for the first time since 2012 and defeated Clemson for the first time since 2013.

RARE AIR: South Carolina is one of just seven schools to beat AP Top-10 opponents in consecutive weeks as an unranked team in both games. The 2022 Gamecocks were the first to accomplish the feat since Auburn in 2003. Others include Missouri (1972), Oklahoma (1968), Kentucky (1964), Michigan State (1963) and Illinois (1959).

OVERRATED: The Gamecocks have tied their school record for wins over a ranked opponent with three this season, knocking off No. 13 Kentucky, No. 5 Tennessee and No. 7 Clemson. A win over No. 19 Notre Dame would set a new standard. Three wins over ranked opponents has happened six times in school history. This year marks the first time the trio of opponents have all been ranked in the top-15 at the time of the game:

Year	Opponents (Rank)
2000	Georgia (9), Miss. State (25), Ohio St. (19)
2001	Georgia (25), Miss. State (17), Ohio St. (22)
2010	Georgia (22), Alabama (1), Florida (24)
2012	Georgia (5), Clemson (12), Michigan (19)
2013	Missouri (5), Clemson (6), Wisconsin (19)
2022	Kentucky (13), Tennessee (5), Clemson (7)

EIGHT IS NOT ENOUGH: The Gamecocks have won eight games in 2022. It marks the 15th time in school history that Carolina has won eight-plus games in a season, nine of which have come in this century, most recently in 2017. Carolina posted a school-record 11 wins in three-straight seasons from 2011-13. The Gamecocks will be looking for their ninth victory of the season in the Gator Bowl, something that has been done just seven times.
11 wins - 3 times (2011, 2012, 2013)
10 wins - 1 time (1984)
9 wins - 3 times (2001, 2010, 2017)
8 wins - 8 times (1903, 1979, 1980, 1987, 1988, 2000, 2006, **2022**)

THEY REMEMBER NOVEMBER: South Carolina turned its season-ending "Orange Crush" slate into "Orange Hush" with a pair of wins over nationally-ranked Tennessee and Clemson in the final two games of the regular season. Carolina put together arguably the best offensive game in school history in a 63-38 rout of No. 5 Tennessee in Columbia on No. 19. The Gamecocks scored touchdowns on nine of 10 possessions with one punt. Two other possessions ended when the clock ran out in each half. The Gamecocks then went to Clemson and overcame an early 14-point deficit to upset the seventh-ranked Tigers, 31-30. Here are the top wins in school history based on the A.P. rankings:

BEST WINS IN SOUTH CAROLINA HISTORY				
No.	Date	Opponent	AP Rank	Score
1.	10/09/10	vs Alabama	1	35-21
2.	10/24/81	at North Carolina	3	31-13
	10/12/19	at Georgia	3	20-17
4.	09/24/09	vs Ole Miss	4	16-10
5.	10/06/12	vs Georgia	5	35-7
	10/26/13	at Missouri	5	27-24
	11/19/22	vs Tennessee	5	63-38
8.	09/24/88	vs Georgia	6	23-10
	11/30/13	at Clemson	6	31-17
	09/13/14	vs Georgia	6	38-35
11.	11/26/22	at Clemson	7	31-30



National Polls

Associated Press

1.	Georgia (62)	13-0	1574
2.	Michigan (1)	13-0	1513
3.	TCU	12-1	1430
4.	Ohio State	11-1	1398
5.	Alabama	10-2	1285
6.	Tennessee	10-2	1233
7.	Utah	10-3	1110
8.	Southern California	11-2	1068
9.	Penn State	10-2	1063
10.	Clemson	11-2	1042
11.	Kansas State	10-3	1032
12.	Washington	10-2	933
13.	Florida State	9-3	708
14.	Tulane	11-2	681
15.	Oregon	9-3	670
16.	LSU	9-4	660
17.	Oregon State	9-3	644
18.	UCLA	9-3	570
19.	Notre Dame	8-4	394
20.	South Carolina	8-4	382
21.	Texas	8-4	305
22.	UTSA	11-2	227
23.	Troy	11-2	158
24.	Mississippi State	8-4	119
25.	NC State	8-4	59

AFCA Coaches

1.	Georgia (59)	13-0	1523
2.	Michigan (2)	13-0	1466
3.	Ohio State	11-1	1359
4.	TCU	12-1	1353
5.	Alabama	10-2	1282
6.	Tennessee	10-2	1116
7.	Penn State	10-2	1074
8.	Southern California	11-2	1054
9.	Kansas State	10-3	1050
10.	Utah	10-3	1044
11.	Clemson	11-2	1003
12.	Washington	10-2	864
13.	Florida State	9-3	741
14.	Oregon	9-3	661
15.	LSU	9-4	635
16.	Oregon State	9-3	629
17.	Tulane	11-2	591
18.	UCLA	9-3	541
19.	South Carolina	8-4	354
20.	Notre Dame	8-4	323
21.	Texas	8-4	300
22.	UTSA	11-2	206
23.	Mississippi State	8-4	139
24.	Troy	11-2	132
25.	North Carolina	9-4	95

IT'S A MAJOR AWARD: South Carolina was selected as the Cheez-It Bowl National Team of the Week as selected by the Football Writers Association of America (FWAA) after its win over Tennessee. It marked the fifth time since 2002 that the Gamecocks have been honored as the National Team of the Week. Previous recognitions came after wins over Tennessee (2005), Florida (2005), Alabama (2010) and Georgia (2019). **Shane Beamer** was recognized as the Bobby Dodd National Coach of the Week for the second time this season for the win over the Vols. He was also recognized after Carolina defeated Kentucky in Lexington.

MAKING A POINT: The Gamecocks had a record-setting performance in their 63-38 win over No. 5 Tennessee on Nov. 19:

- ◆ It was the second-highest point total scored by Carolina in an SEC game behind only the 65 tallied against Mississippi State in 1995.
- ◆ It was the most points by a Carolina team against a top-5 opponent. The previous high was 35, done several times, most recently against No. 2 Clemson in 2018.
- ◆ It was the most points scored by an unranked team against an A.P. top-5 opponent in the poll era (since 1936).
- ◆ It was the most points by an unranked SEC team vs a ranked SEC team ever in regulation.
- ◆ It was the most points ever allowed by Tennessee in an SEC game.
- ◆ In addition, the Gamecocks logged 35 first downs. That set a new school single-game record, surpassing the old mark of 34, set against Mississippi State in 1995 and matched against Vanderbilt in 2001.

STREAK BUSTERS: South Carolina broke a number of Clemson streaks with its 31-30 victory over the Tigers on Nov. 26:

- ◆ Clemson had won 40 consecutive home games dating to the 2016 season, tied for the eighth longest home winning streak in FBS college history and the longest by since 1991-98 (Nebraska-47). It ended the fourth-longest home winning streak in college football history by one coach.
- ◆ Ended Clemson's 34-game home winning streak against Power-5 Conference schools.
- ◆ Ended Clemson's 26-game home non-conference winning streak. South Carolina has the victory at both ends of that streak, having beaten the Tigers at Death Valley in 2012.
- ◆ Ended Clemson's streak of 72-consecutive wins when gaining at least 200 yards rushing. The streak dated to the 2009 season.
- ◆ Ended Clemson's 67-game winning streak when leading going into the fourth quarter.
- ◆ Ended Clemson's 63-game winning streak when recording more first downs.
- ◆ Ended Clemson's seven-game winning streak in the series.

NEVER SAY NEVER: The Gamecocks overcame a 14-point deficit to defeat Clemson, 31-30 in the final regular season game. It marked the third time in two seasons that Carolina has overcome a 14-point deficit to win a game, doing so against both East Carolina and Auburn during the 2021 campaign.

ROAD WARRIORS: The Gamecocks won three road games in 2022, posting road wins at No. 13 Kentucky, at Vanderbilt, and at No. 7 Clemson. They had not won three true road games in a season since the 2013 season.

IT JUST MEANS MORE: The Gamecocks are 40-12 in their last 52 non-conference games, a .769 winning percentage, with seven of the 12 losses coming against Clemson. The Gamecocks are 4-0 against non-conference foes this season after wins over Georgia State, Charlotte, South Carolina State and Clemson. Under head coach Shane Beamer, the Gamecocks are 8-1 in non-conference games.

NO NAIL BITING HERE: The Gamecocks have played just two games that were decided by a touchdown or less, a 34-28 win over Texas A&M, and the Aggies had to score with just 10 seconds left to make that a one-score game, and a 31-30 win at Clemson. The only other contest that was decided by 10 points or less was a 24-14 win over Kentucky. The average margin of victory in the Gamecocks' 12 games played is 20.8 points.

NEVER LOOK BACK: The Gamecocks are 7-0 this season when scoring first and 12-1 when scoring first in the Shane Beamer Era. Oddly, in its eight SEC contests this season, Carolina was not involved in a game in which there was a lead change.

TURNOVERS WIN GAMES: After recording just one takeaway through the season's first three games while posting a 1-2 record, Carolina recorded 10 turnovers in its next four contests, all wins, including back-to-back three-interception games versus Charlotte and South Carolina State, marking the first time since 2013 that they recorded three INTs in back-to-back games. The Gamecocks are 7-0 when winning or breaking even in the turnover battle and 1-4 when committing more turnovers.

	TO Gained	TO Lost	+/-
8 Wins	19	14	+5
4 Losses	1	11	-10
Total	20	25	-5

THE STATE OF OUR DEFENSE: In their last game, the Gamecocks started nine players on defense who graduated from South Carolina high schools. The only outliers were LB Sherrod Greene (North Carolina) and EDGE Gilber Edmond (Florida).

IN THE POLLS: South Carolina is ranked 20th in the latest AP poll. It's the highest the Gamecocks have been ranked since they were No. 13 in September of 2014. With a TaxSlayer Bowl win over Notre Dame, the Gamecocks would assure themselves of finishing in the AP Top-25 for the first time since they were ranked No. 4 at the end of the 2013 season, their highest finish ever.

A LITTLE HISTORY: 2022 marks the 129th season of intercollegiate football at the University of South Carolina, dating back to 1892. It is the 116th consecutive year in which Carolina has competed on the gridiron. The University did not field a team in either 1893 or 1906. Carolina owns an all-time record of 629-605-44, a .509 winning percentage.

THEY COME TO SEE THE GAMECOCKS PLAY: South Carolina sold out all six of its Saturday home games this season, generating crowds of 78,297 in the season opener against Georgia State, 78,212 against top-ranked Georgia, 77,982 versus Charlotte, 77,837 against Texas A&M, 77,578 versus Missouri and a season-high 79,041 versus Tennessee. The only home game not sold out this season was the South Carolina State game, which was moved from Saturday to Thursday earlier that week due to Hurricane Ian. The Gamecocks rank 16th in the country in average attendance at 75,785.

Career Start Chart

Player	'17	'18	'19	'20	'21	'22	All
Jovaughn Gwyn	-	RS	11	10	13	12	46
Dylan Wonnum	-	7	7	10	6	10	40
Sherrod Greene	2	13	9	1	3	10	38
Eric Douglas	RS	0	1	10	13	12	36
R.J. Roderick	-	5	11	6	11	1	34
Zacch Pickens	-	-	0	7	13	12	32
Brad Johnson	0	2	RS	1	13	10	26
Jalen Brooks	-	W	W	4	6	12	22
Darius Rush	-	RS	0	0	12	9	21
Josh Vann	-	1	3	4	12	0	20
Xavier Legette	-	-	3	6	4	6	19
Cam Smith	-	-	RS	3	7	9	19
Jakai Moore	-	-	2	6	3	7	18
Vershon Lee	-	-	-	1	9	7	17
Jaylen Nichols	-	-	4	0	7	6	17
Marcellas Dial	-	-	JC	JC	7	9	16
Jordan Burch	-	-	-	0	1	12	13
Spencer Rattler	-	-	OK	OK	OK	12	12
Jaheim Bell	-	-	-	0	5	6	11
Nick Emmanwori	-	-	-	-	-	11	11
Tonka Hemingway	-	-	-	3	0	8	11
Gilber Edmond	-	-	-	RS	0	10	10
DQ Smith	-	-	-	-	-	10	10
Austin Stogner	-	-	OK	OK	OK	10	10
T. Wannamaker	-	-	-	RS	7	3	10
Dakereon Joyner	-	RS	0	2	7	0	9
Nate Adkins	-	ET	ET	ET	ET	8	8
MarShawn Lloyd	-	-	-	RS	0	8	8
Devonni Reed	CM	CM	CM	CM	CM	7	7
David Spaulding	-	-	RS	GSO	5	2	7
Luke Doty	-	-	-	2	4	0	6
Mohamed Kaba	-	-	RS	3	0	2	5
Antwane Wells Jr.	-	-	-	JM	JM	5	5
M.J. Webb	RS	0	0	2	0	2	4
Ahmarean Brown	-	-	GT	GT	1	2	3
Trai Jones	-	-	-	RS	0	3	3
Juju McDowell	-	-	-	-	2	1	3
Hot Rod Fitten	-	-	RS	2	0	0	2
Alex Huntley	-	-	-	RS	0	2	2
Traevon Kenion	-	-	RS	0	2	0	2
Hank Manos	-	1/RS	1	0	0	0	2
Jordan Strachan	GST	GST	GST	GST	0	2	2
Debo Williams	-	-	-	D	0	2	2
Christian Beal-Smith	-	WF	WF	WF	WF	1	1
Wyatt Campbell	-	0	0	0	0	1	1
O'Donnell Fortune	-	-	-	RS	0	1	1
B.J. Gibson	-	-	N	N	0	1	1

Note: South Carolina Starts Only
 RS-Redshirt
 JC-Junior College
 CM-Central Michigan
 D-Delaware
 ET-East Tennessee State
 GSO-Georgia Southern
 JM-James Madison
 OK-Oklahoma
 GST-Georgia State
 GT-Georgia Tech
 N-Navy
 WF-Wake Forest
 W-Wingate

SUPER SENIORS: The Gamecocks list nine players (not including transfers) whose eligibility would have expired had not the NCAA allowed the 2020 season to be a "free" year. Those "Super Seniors" are WR **Jalen Brooks**, OL **Eric Douglas**, LB **Sherrod Greene**, LB **Brad Johnson**, EDGE **Jordan Strachan**, WR **Chad Terrell**, WR **Josh Vann**, DL **M.J. Webb** and OL **Dylan Wonnum**.

FOR STARTERS: The Gamecocks have used 41 different starters on offense (20) and defense (21) in 2022, ranking in a tie for 11th in the FBS in number of players making starts this season.

EVERY TIME OUT: Six players have started every game this season, including WR **Jalen Brooks**, OC **Eric Douglas**, OG **Jovaughn Gwyn**, QB **Spencer Rattler**, EDGE **Jordan Burch** and DT **Zacch Pickens**.

ONE FOR THE THUMB: With the NCAA COVID rule allowing for an extra year, four Gamecocks - OL **Eric Douglas**, LB **Brad Johnson**, WR **Josh Vann** and OL **Dylan Wonnum** - will have earned five letters during their careers.

TOTING THE SHEEPSKIN: The Gamecocks have 20 players in the TaxSlayer Gator Bowl who have their college degrees in hand. Ten players who wore the SEC Graduate patch in the 2021 Duke's Mayo Bowl returned for the 2022 season and are still on the roster, including **Wyatt Campbell**, **Eric Douglas**, **Sherrod Greene**, **Brad Johnson**, **Tyreek Johnson**, **Dakereon Joyner**, **Hank Manos**, **Jordan Strachan**, **Chad Terrell** and **M.J. Webb**. **Jovaughn Gwyn** and **Jaylen Nichols** graduated in May. December 2022 grads included **Ahmarean Brown**, **Terrell Dawkins**, **Marcellas Dial**, **Hot Rod Fitten**, and **Josh Vann**. In addition, **Nate Adkins** (East Tennessee State), **Christian Beal-Smith** (Wake Forest), and **Dante Miller** (Columbia) have degrees from other institutions.

LOOKING AHEAD: The Gamecocks open the 2023 season in Charlotte against North Carolina on Saturday, Sept. 2. Carolina will finish the 2023 regular season with four home games during the month of November. Here is the Gamecocks' 2023 football slate:

September 2	vs North Carolina (in Charlotte)
September 9	FURMAN
September 16	at Georgia*
September 23	MISSISSIPPI STATE*
September 30	at Tennessee*
October 14	FLORIDA*
October 21	at Missouri*
October 28	at Texas A&M*
November 4	JACKSONVILLE STATE
November 11	VANDERBILT*
November 18	KENTUCKY*
November 25	CLEMSON

Offense

YOU'LL MISS ME WHEN I'M GONE: The Gamecocks will be playing the 2022 TaxSlayer Gator Bowl without the services of their offensive coordinator, **Marcus Satterfield**. Satt took a similar position on Matt Rhule's staff at Nebraska following the regular season.

COMING SOON: **Dowell Loggains** was selected as the offensive coordinator/quarterbacks coach who will replace Marcus Satterfield. Loggains, 42, spent the past two seasons as the tight ends coach at Arkansas after spending the previous 16 years (2005-2020) in the NFL with six different organizations, primarily as a quarterbacks coach, including seven seasons as an offensive coordinator. He served as either an OC or quarterbacks coach for the Tennessee Titans (2010-13), Cleveland Browns (2014), Chicago Bears (2015-17), Miami Dolphins (2018) and New York Jets (2019-20). Loggains will not coach in the TaxSlayer Gator Bowl.

30-SOMETHING: The Gamecocks have tallied 30 or more points in eight games this season. They scored 30 or more just three times in 13 games in 2021. The last time they scored 30 or more points eight times in a season was in 2014.

TRENDING POSITIVELY: The Gamecock offense showed improvement in Year 2 over Year 1 in the Shane Beamer Era. Here's where the Gamecocks rank in the SEC and nationally on offense:

Category	2021	2022
Scoring Offense	22.6 (13/104)	31.7 (8/45)
Rushing Offense	135.6 (11/93)	123.3 (12/100)
Passing Offense	201.2 (13/95)	257.8 (6/42)
Passing Efficiency	133.68 (10/74)	147.80 (6/31)
3rd Down Pct.	.351 (13/103)	.393 (8/64)
Total Offense	336.8 (13/111)	381.1 (9/76)

QB BOWL WINS: South Carolina is one of only two schools in the country, along with Utah State, that has two players on its 2022 roster that have won a bowl game as a starting quarterback. South Carolina features **Spencer Rattler** (2020 Cotton Bowl) and **Dakereon Joyner** (2021 Duke's Mayo Bowl).

QB1: **Spencer Rattler** is the Gamecocks' number one signal-caller. Rattler, who was the Joe Morrison Player of the Spring for the offense after transferring from Oklahoma, is 235-for-353 (66.6 percent) for 2,780 yards with 16 touchdowns and 11 interceptions this season. He owns two of the top 13 single-game passing games in school history, with the fourth-highest mark against Tennessee at 438 and the 13th-highest total at Arkansas with 377. He threw a school-record six touchdown passes against Tennessee. Following the season, he was selected as one of five Rex Enright permanent team captains and shared the Steve Wadiak Team MVP Award with Zacch Pickens.

SPENCER FOR HIRE: **Spencer Rattler** has appeared in 35 games during his collegiate career at Oklahoma and South Carolina, posting a 23-6 record as a starter, including an 8-4 mark with the Gamecocks. He has completed 68.7 percent of his career passes (596-for-868) for 7,375 yards with 56 touchdowns and 23 interceptions.

HOT OF LATE: **Spencer Rattler** finished the regular season as hot as any quarterback in the country. He engineered wins over No. 5 Tennessee and No. 7 Clemson by completing 55-of-76 passes (72.4 pct.) for 798 yards and eight touchdowns with two interceptions.

THE BEST GAME EVER?: **Spencer Rattler** had maybe the best game by a quarterback in school history in the win over Tennessee. Rattler completed 30-of-37 passes for 438 yards and a school-record six TDs with no picks. The 30 completions, 438 yards and six TDs were all career highs. Rattler was selected as the Walter Camp National Offensive Player of the Week, the CFPA National Performer of the Week and the co-SEC Offensive Player of the Week for his efforts.

400 TIMES SEVEN: Gamecock quarterbacks have thrown for 400 yards in a game seven times. **Spencer Rattler's** 438-yard performance against Tennessee was the fourth-highest single game total in school history.

SINGLE-GAME PASSING YARDS

1. Jake Bentley at Clemson (11/24/18)..... 510
2. Steve Taneyhill vs. Mississippi St. (10/14/95).... 473
3. Steve Taneyhill vs. East Carolina (10/8/94)..... 451
4. **Spencer Rattler vs Tennessee (11/19/22)..... 438**
5. Todd Ellis vs. East Carolina (10/24/87)..... 425
6. Steve Taneyhill vs. Georgia (9/2/95)..... 405
7. Dylan Thompson at Auburn (10/25/14)..... 402



SIX FOR SIX: **Spencer Rattler** tossed a school record six touchdown passes in the win over Tennessee. He connected with **Josh Vann** (60 and 18 yards) and **Jaheim Bell** (19 and 2) twice each, and with **Juju McDowell** (11) and **Jalen Brooks** (20),

SINGLE-GAME TOUCHDOWN PASSES

1. **Spencer Rattler vs Tennessee (11/19/22)**..... 6
2. Tommy Suggs vs. Virginia (11/2/68).....5
- Jeff Grantz vs. Clemson (11/22/75).....5
- Steve Taneyhill vs. Louisiana Tech (9/16/95).....5
- Steve Taneyhill vs. Vanderbilt (10/21/95).....5
- Syvelle Newton vs. Florida Atlantic (9/23/06).....5
- Dylan Thompson at Auburn (10/25/14).....5
- Jake Bentley at Clemson (11/24/18).....5

THROWING FOR 300: **Spencer Rattler** eclipsed the 300-yard passing mark three times this season, throwing for 377 at Arkansas, 438 vs. Tennessee and 360 at Clemson. He is the seventh Gamecock quarterback to throw for 300 yards in a game three or more times in a season. Steve Taneyhill has the record with six in 1995. Todd Ellis did it twice (5 in 1987 and 3 in 1986). Stephen Garcia had four in 2009. Dylan Thompson (2014), Jake Bentley (2018) and Ryan Hilinski (2019) each accomplished the feat three times.

CLIMBING THE CHARTS: Here's where **Spencer Rattler's** 2022 season ranks in Carolina single-season school history:

SINGLE-SEASON PASSING YARDS

1. Dylan Thompson (2014)..... 3,564
2. Todd Ellis (1987)..... 3,206
3. Jake Bentley (2018)..... 3,171
4. Steve Taneyhill (1995)..... 3,094
5. Stephen Garcia (2010)..... 3,059
6. Todd Ellis (1986)..... 3,020
7. Stephen Garcia (2009)..... 2,862
8. Jake Bentley (2017)..... 2,794
9. **Spencer Rattler (2022)**..... **2,780**
10. Bobby Fuller (1991)..... 2,524

SINGLE-SEASON PASS ATTEMPTS

1. Dylan Thompson (2014)..... 451
2. Todd Ellis (1987)..... 432
- Stephen Garcia (2009)..... 432
3. Ryan Hilinski (2019)..... 406
4. Jake Bentley (2017)..... 394
5. Todd Ellis (1988)..... 391
6. Steve Taneyhill (1995)..... 389
7. Jake Bentley (2018)..... 388
8. Steve Taneyhill (1994)..... 367
9. **Spencer Rattler (2022)**..... **353**

SINGLE-SEASON PASS COMPLETIONS

1. Dylan Thompson (2014)..... 270
2. Steve Taneyhill (1995)..... 261
3. Steve Taneyhill (1994)..... 257
4. Jake Bentley (2017)..... 245
5. Todd Ellis (1987)..... 241
6. Jake Bentley (2018)..... 240
7. Stephen Garcia (2009)..... 239
8. Ryan Hilinski (2019)..... 236
9. **Spencer Rattler (2022)**..... **235**
10. Stephen Garcia (2010)..... 224

SINGLE-SEASON COMPLETION PERCENTAGE (Min. 100 attempts)

1. Connor Shaw (2012).....67.5 (154 of 228)
2. Steve Taneyhill (1995).....67.1 (261 of 389)
3. Blake Mitchell (2006).....66.8 (135 of 202)
4. **Spencer Rattler (2022)**..... **66.6 (235 of 353)**
5. Jake Bentley (2016).....65.8 (125 of 190)
6. Connor Shaw (2011).....65.4 (123 of 188)
7. Stephen Garcia (2010).....64.2 (224 of 349)
8. Connor Shaw (2013).....63.4 (180 of 284)
9. Dondrial Pinkins (2004).....63.0 (68 of 108)
10. Steve Taneyhill (1994).....62.9 (231 of 367)

SINGLE-SEASON PASSING TOUCHDOWNS

1. Steve Taneyhill (1995).....29
2. Jake Bentley (2018).....27
3. Dylan Thompson (2014).....26
4. Connor Shaw (2013).....24
5. Todd Ellis (1986).....20
- Steve Taneyhill (1994).....20
- Stephen Garcia (2010).....20
8. Anthony Wright (1997).....18
- Jake Bentley (2017).....18
10. Blake Mitchell (2005).....17
- Stephen Garcia (2009).....17
- Connor Shaw (2012).....17
13. **Spencer Rattler (2022)**..... **16**

SEC, SEC: **Spencer Rattler's** strong finish moved him up the statistical charts in the SEC. He finished the regular season ranked 10th in total offense (233.25), 10th in touchdowns accounted for (19), sixth in passing yards per game (231.67), eighth in passing efficiency (141.45), fifth in passing yards (2,780), fifth in pass attempts (353), fourth in pass completions (235), sixth in pass completion pct. (66.57) and 10th in passing touchdowns (16).

DOTY IN THE BULLPEN: Junior **Luke Doty** was the projected starting quarterback a year ago, but foot injuries derailed his season. The Myrtle Beach, S.C. product is fully healthy and has appeared in four games in 2022, completing 10-of-14 passes (71.4 pct.) for 146 yards with two touchdowns and two interceptions. He also has a rushing TD. With four games played this season, Doty is a beneficiary of the new NCAA rule that allows players to participate in the bowl game without it counting against them, so he will be able to retain his redshirt season should he enter the TaxSlayer Bowl. Doty has completed 61.0 percent of his passes (139-for-228) with nine touchdowns and eight interceptions in 17 career games. He is 2-4 as a starter.

JOYNER JOINS IN: The starting quarterback and the MVP of the 2021 Duke's Mayo Bowl, **Dakereon Joyner** showcased his talents in several capacities. Most recently, he has been used more often in the backfield, taking direct snaps from center, in addition to his duties at wide receiver. He is 2-for-2 passing this season for 83 yards and a touchdown and has rushed 11 times for 48 yards with a pair of TDs to go with his five catches for 85 yards and a score. Going back to the 2021 bowl win over North Carolina, Joyner has completed his last 11 passes for 243 yards and two touchdowns. For his career, Joyner has completed 28-of-41 passes (68.3 pct.) for 412 yards with two touchdowns and no interceptions. He has also rushed 63 times for 317 yards and four TDs, and has caught 42 passes for 407 yards and three scores. For his willingness to contribute wherever there is a need, including special teams, Joyner was recognized with the "Above All Else" Award at the 2022 Senior Banquet.

BACKFIELD IN MOTION: The Gamecocks used an array of running backs in 2022. **MarShawn Lloyd** did the bulk of the work through much of the season, but was limited towards the end of the year with a deep thigh bruise. **Christian Beal-Smith**, a transfer from Wake Forest, had some moments, but was plagued throughout much of the year with a foot injury. **Juju McDowell** has quickness and is elusive, but his smaller frame limits his opportunities. With the injuries, the Gamecocks turned to tight end **Jaheim Bell** late in the season to handle some of the work. Both Lloyd and Bell turned in paperwork for the transfer portal and will not play in the bowl game.

TUNE IN TO CBS: **Christian Beal-Smith** joined the running back corps in 2022 as a grad transfer from Wake Forest. He rushed for 1,871 yards over four seasons with the Demon Deacons. He was limited to eight games during the regular season due to injury but has had some success, carrying nine times for 55 yards and two scores against Charlotte and three times for a season-high 56 yards, including a season-best 52-yard TD run at Vanderbilt. For the season he has 36 carries for 148 yards with five rushing touchdowns.

JUJU ON THE FIELD: **Juju McDowell** was a Freshman All-SEC performer a year ago as an all-purpose back and return specialist. He is third on the squad with 56 carries for 191 yards and two touchdowns and has added 21 catches for 192 yards and a score, including a 65-yard reception at Clemson. In addition, he has five kickoff returns for 80 yards.

WELLS CAN GO FAR: Wide receiver **Antwane "Juice" Wells Jr.**, a junior transfer from James Madison, has become a favorite target for quarterback **Spencer Rattler**. Wells has been targeted 83 times for a team-leading 63 receptions and 898 yards, a 14.3-yard average, with six scores. He has more receptions (63) than the next two Gamecocks (**Jalen Brooks-33; Jaheim Bell-25**) have combined (58) and has more receiving yards (898) than the next two Gamecocks have combined (**Jalen Brooks-504; Josh Vann-296**) have combined (800).

2022 Carolina Rankings			
Category	Avg./No.	SEC	NCAA
Scoring Offense	31.7	8	45
Rushing Offense	123.3	12	100
Passing Offense	257.8	6	42
Passing Efficiency	147.80	6	31
Total Offense	381.1	9	76
Scoring Defense	27.5	10	78
Rushing Defense	192.4	13	113
Passing Defense	199.5	4	27
Pass Eff. Defense	120.11	6	26
Total Defense	391.9	9	79
Kickoff Returns	25.05	2	6
Opp. Kickoff Returns	17.22	3	23
Punt Returns	18.33	1	3
Opp. Punt Returns	4.47	4	31
Net Punting	43.27	2	5
Fumbles Recovered	8	8	44
Fumbles Lost	12	11	117
Passes Intercepted	12	2	29
Passes Had Intercepted	13	14	105
Turnovers Gained	20	3	33
Turnovers Lost	25	14	122
Turnover Margin	-0.42	13	103
Sacks	1.50	13	110
Sacks Allowed	2.33	10	82
Tackles for Loss	4.50	13	115
Tackles for Loss Allowed	7.50	13	116
3rd Down Percentage	.393	8	64
Opp. 3rd Down Pct.	.417	11	96
4th Down Percentage	.600	4	28
Opp. 4th Down Pct.	.529	12	78
Penalties/Game	6.83	10	96
Penalty Yards/Game	63.00	12	112
Time of Possession	29:08	10	82

Preseason Accolades

Jaheim Bell

Athlon Second-Team All-SEC
Coaches Third-Team All-SEC
SEC Media Third-Team All-SEC
John Mackey Award Watch List

Jordan Burch

Coaches Fourth-Team All-SEC

Sherrod Greene

Butkus Award Watch List

Jovaughn Gwyn

Athlon Fourth-Team All-SEC
Campbell Trophy Semifinalist

Dakereon Joyner

Athlon Fourth-Team All-SEC (AP)
AFCA Good Works Team Nominee

Kai Kroeger

Athlon Fourth-Team All-SEC
Ray Guy Award Watch List

MarShawn Lloyd

Wuerffel Trophy Watch List

Payton Mangrum

Burlsworth Trophy Nominee

Juju McDowell

Athlon Third-Team All-SEC
Phil Steele Fourth-Team All-SEC

Zach Pickens

Coaches Second-Team All-SEC
SEC Media Second-Team All-SEC
Phil Steele Third-Team All-SEC
Athlon Third-Team All-SEC

Spencer Rattler

Maxwell Award Watch List
Walter Camp Watch List
Johnny Unitas Watch List
Davey O'Brien Award Watch List
CFPA National Performer of the Year Watch List

Corey Rucker

Biletnikoff Award Watch List

Cam Smith

Walter Camp First-Team All-America
ESPN First-Team All-America
Associated Press Second-Team All-America
Phil Steele Second-Team All-American
PFN Second-Team All-America
Action Network Second-Team All-America
Coaches First-Team All-SEC
Phil Steele First-Team All-SEC
Athlon First-Team All-SEC
SEC Media Second-Team All-SEC
Chuck Bednarik Watch List
Bronki Nagurski Watch List
Jim Thorpe Award Watch List

Austin Stogner

Phil Steele Fourth-Team All-SEC
John Mackey Award Watch List
Earl Campbell Tyler Rose Award Watch List

Josh Vann

Phil Steele Second-Team All-SEC
Athlon Second-Team All-SEC
Coaches Third-Team All-SEC
SEC Media Third-Team All-SEC
Athlon Fourth-Team All-SEC (PR)

Antwane Wells Jr.

Phil Steele Third-Team All-SEC

Dylan Wonnun

Phil Steele Second-Team All-SEC
Outland Trophy Watch List

AMONG THE LEADERS: Juice Wells ranks second in the SEC in receiving yards per game (74.83). His 63 receptions ties for second in the league, while his 5.25 receptions per game ranks third. He is tied for seventh in the SEC with six touchdown catches.

POST-SEASON ACCOLADES: Antwane Wells Jr. earned a spot on the Coaches' All-SEC first-team and was a second-team All-SEC selection by the Associated Press. Wells was tabbed as the team's Steve Spurrier Most Valuable Offensive Player.

WELLS RUNS DEEP: Antwane Wells Jr. has four 100-yard receiving games in 2022. His season-best 189-yard receiving performance at Arkansas tied for the 10th-best single-game performance in school history and was most receiving yards in a game by a Gamecock since Deebo Samuel went for 210 at Clemson in 2018. He was recognized by the East-West Shrine Bowl as the Breakout Offensive Player of the Week. He added a 110-yard effort at Vanderbilt, then came up with a season-best 11 catch, 177-yard effort versus Tennessee. He added nine catches for 131 yards and two scores against Clemson, including a season-long 72-yard catch. In his last two contests, Wells has hauled in 20 passes for 308 yards and two scores. He is on the school's single-season lists in receiving yards, receptions and 100-yard receiving games:

SINGLE-SEASON RECEIVING YARDS

1. Alshon Jeffery (2010)	1,517
2. Sidney Rice (2005)	1,143
3. Pharoah Cooper (2014)	1,136
4. Sterling Sharpe (1986)	1,106
5. Sidney Rice (2006)	1,090
6. Pharoah Cooper (2015)	973
7. Kenny McKinley (2007)	968
8. Sterling Sharpe (1987)	915
9. Zola Davis (1995)	911
10. Antwane Wells Jr. (2022)	898

SINGLE-SEASON RECEPTIONS

1. Alshon Jeffery (2010)	88
2. Kenny McKinley (2007)	77
3. Sterling Sharpe (1986)	74
4. Sidney Rice (2006)	72
5. Bryan Edwards (2019)	71
6. Sidney Rice (2005)	70
7. Pharoah Cooper (2014)	69
8. Pharoah Cooper (2015)	66
9. Bryan Edwards (2017)	64
10. Antwane Wells Jr. (2022)	63

100-YARD RECEIVING GAMES

1. Alshon Jeffery (2010)	8
2. Sidney Rice (2005)	6
3. Sterling Sharpe (1987)	5
Troy Williamson (2004)	5
Sidney Rice (2006)	5
Pharoah Cooper (2015)	5

Antwane Wells Jr. (2022) 4

BROOKS IS NOT DONE: Wide receiver Jalen Brooks returned to the lineup this season after missing the final half of the 2021 season. The "Super Senior" has 33 catches for 504 yards, both second on the squad behind Antwane Wells, for a team-best average of 15.3-yards per reception. He has led the team in receiving yards in four games and caught his lone touchdown pass of the season against Tennessee. His best performance came in the season opener against Georgia State when he hauled in four passes for 88 yards. He added five catches for 53 yards against Georgia. Brooks shared the Overcoming Adversity Award with Sherrod Greene and Josh Vann at the 2022 Senior Banquet.

VANN SHIFTS INTO GEAR: Josh Vann had a breakout season in 2021, catching 43 passes and now ranks 16th on the school's all-time list with 108 career receptions. He's been relatively quiet this season with 18 catches for 296 yards, but has three touchdowns, including his first two-score game against Tennessee. Ten of his 18 receptions, 206 of his 296 receiving yards and all three TDs have come in the last four contests. Vann has also contributed on special teams with 10 punt returns for 151 yards, a 15.1-yard average, with a long of 37 at Florida. Vann shared the Overcoming Adversity Award with Sherrod Greene and Jalen Brooks at the 2022 Senior Banquet.

Career Receiving Leaders (by Receptions)

No.	PLAYER	YEARS	REC.	YDS
1.	Bryan Edwards	2016-19	234	3,045
13.	Cory Boyd	2003-07	117	1,303
14.	Stanley Pritchett	1992-95	116	1,097
15.	Brandon Bennett	1991-94	111	984
16.	Josh Vann	2018-22	108	1,352

WHAT CAN BROWN DO FOR YOU: Ahmarea Brown is a speedster who the Gamecocks try to get the ball to in space. The Georgia Tech transfer has 19 catches for 166 yards and four carries for 48 yards on the season.

SON OF A COACH: Nate Adkins, the son of offensive line coach Greg Adkins, joined the team this year after graduating from East Tennessee State. Regarded as a tough, hard-nosed blocker, Adkins has also shown good hands and has a great understanding of the game. He earned a start in eight games and logged eight catches for 90 yards. He saved his best game for last when he hauled in four passes for 62 yards in the win over Clemson.

YOU GOT MOSSED: Nate Adkins made the play of the game in the win over Clemson. His acrobatic one-handed catch was a key play on the Gamecocks' first scoring drive after Carolina had fallen behind by a 14-0 score. His reception was dubbed the "Catch of the Year" by SEC Network's Chris Doering and earned Adkins a pair of autographed gloves from Randy Moss.



TEASLEY STEPS IN: Citing minor health issues, offensive line coach Greg Adkins has been around the program but not been with the squad on game day for much of the season. Lonnie Teasley, who was working as an offensive analyst, assumed the offensive line coaching duties on an interim basis in Adkins' absence. With the departure of OC Marcus Satterfield, both Adkins and Teasley were part of the 10-man assistant staff that was on the road recruiting in December.



LINE SHUFFLE: The Gamecocks have some depth along the offensive line, which, along with some minor injuries, has translated into several different starting lineups up front. Carolina has used seven different starting offensive lines this season. Center **Eric Douglas** and right guard **Jovaughn Gwyn** are the only offensive linemen who have started every game this season. The Gamecocks have used three different starting left tackles, three different starting left guards and two different starting right tackles during the 2022 campaign.

THE O-LINE IS O-KAY: Carolina featured an experienced offensive line with a combined 184 starts.

◆ **LT Jaylen Nichols** was the opening day starting left tackle. He has 17 career starts, six this season including the first two and the last four. He was named the co-SEC Offensive Lineman of the Week for his performance against Tennessee.

◆ **LT/LG Jakai Moore** has started seven games this season, five at left tackle and the last two at left guard. He has made 18 career starts.

◆ **LG Vershon Lee** has started 17 games in his career, nine last season and the first seven in 2022.

◆ **LG Trai Jones** became a starter for the first time versus Missouri and made three-straight starts.

◆ **OC Eric Douglas** makes the calls for the O-line. He has made 36 starts, including the last 35 in a row. He has appeared in 56 games in his career, tying Travian Robertson (2007-11) for fifth on the school's all-time list, one behind Rodney Paulk (2006-11). Douglas was selected as one of five Rex Enright permanent team captains following the season.

◆ **OC Hank Manos** is the backup at center behind Douglas. He has appeared in every game this season, primarily on special teams. He owns two career starts, including the 2018 Belk Bowl.

◆ **RG Jovaughn Gwyn** is the Gamecocks' top offensive lineman. He was recognized by the league's coaches as a second-team All-SEC selection. Gwyn has made 46-consecutive starts, third on the school's all-time list, just one behind Brandon Shell (2011-15). T.J. Johnson (2009-12) holds the school record with 53-consecutive starts. Ironically, all three are offensive linemen. He was named the SEC's Offensive Lineman of the Week after the Kentucky win. Gwyn, winner of the team's Strength & Conditioning Award and named an Outstanding Student-Athlete, was selected as one of five Rex Enright permanent team captains following the season, the second-straight year that he has earned that distinction.

◆ **RT Dylan Wonnum** opted out for the bowl game to prepare for an NFL career.

◆ **RT Tyshawn Wannamaker** started three games at right tackle in 2022 while Wonnum was sidelined with an injury and has 10 career starts.

Defense

CLAYTON'S CREW: Defensive coordinator **Clayton White** is a four-time nominee for the Broyles Award as the nation's top assistant coach. White's first foray in the SEC had Carolina allowing 24.0 points per game in 2021, down from 36.0 in 2020. The Gamecocks were especially strong in the secondary, ranking seventh in the country in pass defense while forcing 24 turnovers, including 15 picks. This season, the Gamecocks are a tick up, allowing 27.5 points per game but are second in the SEC and 29th in the country with 12 interceptions, and are third in the conference with 20 turnovers forced overall.

MISSING YOU: The Gamecock defense has had to overcome some key injuries with two starters who figured to play a huge role in this year's defense, edge rusher **Jordan Strachan** and linebacker **Mohamed Kaba**, suffering season-ending ACL tears at Arkansas in game 2. Defensive back **David Spaulding** is also out for the remainder of the season after undergoing foot surgery. Edge rusher **Terrell Dawkins** underwent knee surgery after the Georgia game and has not played since. In addition, starting safety **R.J. Roderick** was injured on the first series of the season, missed the next two contests, then after playing sporadically in two contests, elected to take a redshirt to preserve his final year of eligibility and left the team.

TONKA TOYS WITH 'EM: **Tonka Hemingway** has a knack for the ball. A third-team All-SEC selection by PFF, Hemingway has recovered a pair of fumbles, has scored on a two-point conversion and caught a 16-yard pass on a fake field goal. He has a team-high 4.0 sacks and 7.0 tackles for loss among his 29 stops.

EDGE JORDAN: EDGE rusher **Jordan Burch**, who was a high school teammate of Gamecock defensive tackle **Alex Huntley**, was the second-highest rated player to sign with Gamecocks, behind only Jadeveon Clowney. He notched a career-high 10 tackles at Arkansas and is third on the team with 56 stops, including 7.5 tackles for loss. He is second on the team with 3.5 sacks and has a team-leading 10 quarterback hurries.

GETTING IN THE SACK: Carolina has 18 sacks this season by nine different players, including six sacks in in the win over Kentucky.

SACKS	2022	CAREER
Jordan Strachan	1.0	14.5
Zacch Pickens	2.5	7.5
Brad Johnson	0.0	6.0
Jordan Burch	3.5	4.5
Tonka Hemingway	4.0	4.0
Gilber Edmond	2.0	2.0
Sherrod Greene	1.5	2.0
Debo Williams	1.5	1.5
Devonni Reed	0.0	1.0
Darius Rush	0.0	1.0
T.J. Sanders	1.0	1.0
DQ Smith	1.0	1.0
Hot Rod Fitten	0.0	0.5

OLD MEN AT LINEBACKER: The Gamecocks feature a pair of linebackers in **Sherrod Greene** and **Brad Johnson** who are veterans, to say the least. Both players joined the Carolina football program as true freshmen in 2017. Greene has played in

50 games over the past six seasons, while Johnson has played in 58, the second-highest total in school history. Parker White (2017-21) is the school record holder with 60 games played.

GREENE IS GOOD: Senior **Sherrod Greene** started 22 games for the Gamecocks in 2018 and 2019, and was the starter entering the 2020 season, but suffered a fracture in his hip in the opener against Tennessee and missed the remainder of the season. He was the starter again in 2021, but suffered a right ankle injury in game three at Georgia and missed the remainder of the season. He has logged 203 career tackles including 13.0 tackles for loss and owns 38 career starts over six seasons, but had just eight tackles in four games in the 2020 and '21 seasons combined. He has registered 65 tackles, second on the squad, including 12 at Kentucky.

BRAD'S BACK: **Brad Johnson** is in his sixth year and his second at linebacker after transitioning from defensive end. Johnson was named a permanent team captain for the 2020 season. He was the defensive player of the game against Georgia State after recording five solo tackles and a quarterback hurry. His interception against Charlotte was a key play in the contest. He has logged 40 tackles this season with four quarterback hurries and has 152 career stops.

DIAL IT UP: Redshirt junior cornerback **Marcellas Dial** saved his best game for last. Dial was named the SEC Defensive Player of the Week after his performance against Clemson. He was targeted 11 times, according to PFF, but allowed just one completion for 11 yards while recording three pass breakups and one interception. He was also credited with two solo tackles, as the Gamecock defense held Clemson to just 8-of-29 passing for 99 yards. In the second half, Clemson was just 3-of-16 passing for just 13 yards including Dial's fourth-quarter interception. For the season, Dial has 41 tackles, including 30 solo stops. He leads the team with three interceptions and 11 pass breakups. He is tied for second in the SEC in interceptions and is second with 14 passes defended.

NICK AT NIGHT: True freshman **Nick Emmanwori**, a local product from Irmo, S.C., was inserted into the lineup in the first series of the season following an injury to R.J. Roderick, and has played nearly every snap since. He became the first member of the freshman class of 2022 to earn a starting assignment. He has been in double-figures in tackles twice, logging 11 at Arkansas and a game- and career-high 14 versus Georgia, all solo stops. It was the most tackles by a Gamecock since Ernest Jones collected 18 tackles at Ole Miss in 2020. He leads the team with 78 tackles, including an SEC-leading 59 solo stops, the most among freshmen in the FBS. The last freshman to lead the Gamecocks in tackles was **Skai Moore** in 2013.

POST-SEASON ACCOLADES: **Nick Emmanwori** was the Gamecocks' lone representative on the Coaches Freshman All-SEC squad. He was named a First-Team True Freshman All-American by PFF and On3 and was a second-team Freshman All-American according to CFN and The Athletic. In addition, he was one of 14 semifinalists for the Shaun Alexander Freshman of the Year Award.



collegepressbox is the official media website for Division I football. Access and download game notes, quotes, statistics, media guides, headshots, logos and more for all FBS schools, conferences, postseason games, awards and the College Football Playoff. For access, please sign up at collegepressbox.com/register.

SMITH IS WELL QUALIFIED: True freshman **DQ Smith**, another Columbia area product, has become a regular in the starting lineup. A lightly recruited quarterback in high school, Smith quickly adapted to the secondary and has 49 tackles, including a career-high nine vs. Tennessee, an interception, a sack, a forced fumble, two QB hurries and five pass breakups. He was a Third-Team True Freshman All-American according to CFN.

PICK THIS: The Gamecocks intercepted three passes against both Charlotte and South Carolina State and have 12 on the season.

INTERCEPTIONS	2022	CAREER
Cam Smith	1	6
Darius Rush	2	3
Marcellas Dial	3	3
David Spaulding	1	3
Devonni Reed	0	3
Sherrod Greene	1	2
Brad Johnson	1	2
Jordan Burch	0	1
O'Donnell Fortune	1	1
Bam Martin-Scott	1	1
DQ Smith	1	1
Jordan Strachan	0	1

Special Teams

BEAMER BALL 2.0: Under head coach **Shane Beamer** and special teams coordinator **Pete Lembo**, a semifinalist for the Broyles Award, the Gamecocks rank first in ESPN's special teams efficiency and in the top-10 in the categories listed below. In addition, the Gamecocks are 23rd in opponent kickoff returns (17.22) and 31st in the country in opponent punt returns (4.47 ypr):

Blocked Punts

Rk	Team	Blocks
1.	Notre Dame	7
2.	South Carolina	5
	Rutgers	5
4.	3 teams tied	4

Blocked Kicks

Rk	Team	Blocks
1.	Notre Dame	7
	Central Michigan	7
3.	South Carolina	6
	Middle Tennessee State	6
5.	4 Teams Tied	5

Kickoff Returns

Rk	Team	Avg.
1.	Mississippi State	27.83
2.	Syracuse	26.62
3.	Miami (Fla.)	26.57
4.	Appalachian State	25.96
5.	Louisville	25.21
6.	South Carolina	25.05

Punt Returns

Rk	Team	Avg.
1.	Duke	19.92
	Fresno State	19.92
3.	South Carolina	18.33
4.	Oregon State	17.12
5.	Tennessee	16.95
6.	Alabama	16.80

Net Punting

Rk	Team	Avg.
1.	Michigan State	45.53
2.	Cincinnati	44.69
3.	Rutgers	43.57
4.	Florida	43.52
5.	South Carolina	43.27
6.	Oklahoma	43.17

BLOCK THAT KICK: The Gamecocks have blocked a school-record five punts and one field goal this season. Six blocked kicks is the second-highest mark in school history, behind only the eight blocks in 1994. Carolina has blocked 10 kicks in the last two years after logging eight blocked kicks over the previous five years (2016-20) combined.

KROEGER IS YOUR GUY: The Augusta Sports Council named South Carolina junior punter **Kai Kroeger** one of 10 semifinalists for the 2022 Ray Guy Award, which recognizes the nation's top punter. Kroeger was on the "Ray's 8" list six times this season, was the national Punter of the Week following the Georgia State game, was the co-SEC Special Teams Player of the Week following the Vanderbilt game, and was the SEC's Special Teams Player of the Week for his performance at Clemson.

THE ALL-AMERICAN: Despite being snubbed as a finalist for the Ray Guy Award, **Kai Kroeger** earned First-Team All-America honors from *The Athletic* and was a second-team All-American according to Walter Camp and the American Football Coaches Association (AFCA). Kroeger was the first-team All-SEC choice by the AP, the Coaches and USA TODAY. Here are the nation's top punters:

Punting Average

Rk	Name, Team	Avg.
1.	Bryce Baringer, Michigan State	49.0
2.	Kai Kroeger, South Carolina	46.8
3.	Michael Turk, Oklahoma	46.7
4.	Mason Fletcher, Cincinnati	46.7
5.	Joe Doyle, Memphis	46.7

KAI CAN KICK: Junior **Kai Kroeger** is averaging 46.8 yards per punt this season, the best mark in the SEC and second in the country. Seventeen of his 52 punts have traveled 50 or more yards, including

a season-long 79-yarder, the third longest in FBS this season. Twenty-seven of his 52 punts (52 pct.) have pinned opponents inside their own 20-yard line, including 13 inside the 10. Here are the single-season punting leaders at South Carolina:

SINGLE-SEASON PUNTING AVERAGE

1.	Joseph Charlton (2019)	47.7 (68 for 3,244)
2.	Kai Kroeger (2022)	46.8 (52 for 2,435)
3.	Joseph Charlton (2018)	44.8 (48 for 2,152)

KAI CAN PASS: **Kai Kroeger** is 3-for-3 passing the ball this season, two on fake punts (vs. Georgia and at Florida) and one on a fake field goal (vs. Vanderbilt). He has thrown for 84 yards and a touchdown this season, logging a passing efficiency rating of 445.2. In his career, Kroeger is a perfect 5-for-5 passing for 150 yards and two touchdowns.

AND KAI CAN HOLD: **Kai Kroeger** is elite when it comes to holding on placements, something he has done in all three seasons since coming on the South Carolina campus. This season he is one of four finalists for the Mortell Award, which recognizes the nation's top holder.

HE'S MADE A CAREER OF IT: **Kai Kroeger** has handled the punting duties all three seasons at South Carolina. He has booted 150 punts for 6,659 yards, an average of 44.4-yards per punt. Of his 150 punts, 38 have traveled 50+ yards, 58 have been marked inside the 20 with just nine touchbacks.

CAREER PUNTING AVERAGE (Min. 75 Punts)

1.	Joseph Charlton (2015-19)	45.5 (171 for 7,786)
2.	Kai Kroeger (2020-22)	44.4 (150 for 6,659)
3.	Sean Kelly (2015-16)	43.3 (127 for 5,496)

2022 In-Season Award Winners

Kai Kroeger	Ray Guy Award "Ray's 8"	vs Georgia State (Sept. 3)
Kai Kroeger	Ray Guy Award National Punter of the Week	vs Georgia State (Sept. 3)
Antwane Wells Jr.	East-West Shrine Bowl Breakout Offensive Player	at Arkansas (Sept. 10)
Kai Kroeger	Ray Guy Award "Ray's 8"	vs Georgia (Sept. 17)
Jovaughn Gwyn	SEC Offensive Lineman of the Week	at Kentucky (Oct. 8)
Shane Beamer	Dodd Trophy Coach of the Week	at Kentucky (Oct. 8)
Nick Emmanwori	On3 Midseason True Freshman First-Team All-American	
Nick Emmanwori	CFN Midseason True Freshman First-Team All-American	
Darius Rush	SEC Defensive Player of the Week	vs Texas A&M (Oct. 22)
Xavier Legette	SEC Special Teams Player of the Week	vs Texas A&M (Oct. 22)
Kai Kroeger	Ray Guy Award "Ray's 8"	vs Texas A&M (Oct. 22)
Kai Kroeger	Ray Guy Award "Ray's 8"	vs Missouri (Oct. 29)
Nick Emmanwori	Shaun Alexander Freshman of the Year Semifinalist	
Kai Kroeger	co-SEC Special Teams Player of the Week	at Vanderbilt (Nov. 5)
Kai Kroeger	Ray Guy Award "Ray's 8"	at Vanderbilt (Nov. 5)
Kai Kroeger	Ray Guy Award "Ray's 8"	at Florida (Nov. 12)
Kai Kroeger	Ray Guy Award National Punter of the Year Semifinalist	
Pete Lembo	Broyles Award Assistant Coach of the Year Semifinalist	
Spencer Rattler	Walter Camp Offensive Player of the Week	vs Tennessee (Nov. 19)
Spencer Rattler	CFPA National Performer of the Week	vs Tennessee (Nov. 19)
Spencer Rattler	co-SEC Offensive Player of the Week	vs Tennessee (Nov. 19)
Spencer Rattler	Manning Award Stars of the Week	vs Tennessee (Nov. 19)
Spencer Rattler	Davey O'Brien National Quarterback of the Week	vs Tennessee (Nov. 19)
Spencer Rattler	Maxwell Award Player of the Week	vs Tennessee (Nov. 19)
Jaylen Nichols	co-SEC Offensive Lineman of the Week	vs Tennessee (Nov. 19)
Shane Beamer	Dodd Trophy Coach of the Week	vs Tennessee (Nov. 19)
Team	Cheez-It Bowl National Team of the Week	vs Tennessee (Nov. 19)
Kai Kroeger	SEC Special Teams Player of the Week	at Clemson (Nov. 26)
Marcellas Dial	co-SEC Defensive Player of the Week	at Clemson (Nov. 26)
Nate Adkins	Chris Doering's "Catch of the Year"	at Clemson (Nov. 26)
Kai Kroeger	Mortell Award Holder of the Year Finalist	



CHICKS DIG THE LONG BALL: Kai Kroeger owns the nation's third-longest punt this season, a career-long 79-yarder versus Georgia State. It was the longest punt for a Gamecock since Marty Simpson's 79-yarder against Vanderbilt in 1992. It was the third 70-plus yard punt for Kroeger in his career. Here are the 70-plus yard punts since 1979:

Year	Punter	Opponent	Yards
1979	Jay Feltz	Clemson	80
1983	Chris Norman	Miami (O)	80
1992	Marty Simpson	Vanderbilt	79
2022	Kai Kroeger	Georgia State	79
1981	Chris Norman	Virginia	75
2017	Joseph Charlton	Missouri	73
2021	Kai Kroger	Texas A&M	73
1982	Chris Norman	Navy	70
2001	Tyler Dean	Ohio State	70
2021	Kai Kroger	Vanderbilt	70

RESPECT FOR JETER: Mitch Jeter came into 2022 following in the footsteps left by Parker White, the school's all-time leading scorer. Jeter responded with 53- and 51-yard field goals on his first two attempts. He is the only player in school history to boom a pair of 50-yard field goals in the same game. He is a perfect 10-for-10 in FG attempts.

NEARLY PERFECT: Mitch Jeter is a perfect 10-for-10 in field goal attempts this season. Dating back to last season when Parker White handled the field goal duties, the Gamecocks have successfully converted 26 of their last 27 field goal attempts. The only miss in that stretch was a 38-yarder against Vanderbilt. Included are three field goals of 50 or more yards.

DON'T RUN IT BACK: Mitch Jeter handles the kickoffs for South Carolina. Of his 68 kickoffs this season, 44 were touchbacks, 65 percent, with just one kick out of bounds. Opponents averaged just 17.2 yards on 18 returns with a long of 34 yards.

LEGETTE LEGS IT OUT: Xavier Legette was the SEC's Special Teams Player of the Week after returning the opening kick 100 yards against Texas A&M, the first by a Gamecock since Deebo Samuel went 90 yards at Ole Miss in 2018. X is averaging 29.9-yards per return which would rank second in FBS, but he is two returns shy of qualifying.

OH SNAP: Hunter Rogers handles the snapping duties on both punts and placements. He was recognized as a second-team All-SEC performer by the league's 14 coaches for his efforts. His performance on the field earned him a scholarship beginning with the spring semester of 2023.

Career Games Played

No.	PLAYER	YEARS	GAMES
1.	Parker White	2017-2021	60
2.	Brad Johnson	2017-2022	58
3.	Rodney Paulk	2006-2011	57
	Josh Vann	2018-2022	57
5.	Travian Robertson	2007-2011	56
	Eric Douglas	2017-2022	56

2022 December Signing Class

NAME	POS	HT	WT	HOMETOWN (HIGH/LAST SCHOOL)
CJ Adams	WR	6-2	210	Mableton, Ga. (Pebblebrook)
Markee Anderson	OL	6-4	320	Roebuck, S.C. (Dorman)
Tosin Babalade	OL	6-5	320	Hyattsville, Md. (DeMatha Catholic)
Trovon Baugh	OL	6-4	315	Atlanta, Ga. (Pace Academy)
Djay Braswell	RB	5-11	200	Sandersville, Ga. (Washington County)
Judge Collier	DB	6-1	190	Rock Hill, S.C. (Legion Collegiate Academy)
Connor Cox	TE	6-5	225	Jacksonville, Fla. (The Bolles School)
Elijah Davis	DL	6-3	262	Wagener, S.C. (Wagener-Salley/East Mississippi C.C.)
Kelton Henderson	WR	6-0	175	Lehigh Acres, Fla. (Lehigh Senior)
Grayson Howard	LB	6-4	225	Jacksonville, Fla. (Andrew Jackson)
Jalon Kilgore	DB	6-1	200	Eatonton, Ga. (Putnam County)
Xzavier McLeod	DL	6-5	300	Camden, S.C. (Camden)
Reid Mikeska	TE	6-6	230	Cypress, Texas (Bridgeland)
Monteque Rhames II	EDGE	6-5	240	Manning, S.C. (Manning)
Tyshawn Russell	WR	6-0	170	Harrisburg, Pa. (Bishop McDevitt)
Kamron Sandlin	TE	6-3	220	Anniston, Ala. (Anniston)
Zahbari Sandy	DB	6-2	200	Washington, D.C. (St. John's College)
LaNorris Sellers	QB	6-3	220	Florence, S.C. (South Florence)
Jatavius Shivers	OL	6-6	295	Villa Rica, Ga. (Villa Rica)
Vicari Swain	DB	6-1	185	Carrollton, Ga. (Central)
Desmond Umeozulu	EDGE	6-6	240	Upper Marlboro, Md. (C.H. Flowers)
Cam Upshaw	DB	6-1	190	Perry, Fla. (Taylor County)

2022 Post-Season Award Winners

ALL-AMERICA/ALL-SEC	
Kai Kroeger	Punter..... First-Team All-America (ESPN.com)
Kai Kroeger	Punter..... First-Team All-America (The Athletic)
Kai Kroeger	Punter..... Second-Team All-America (Walter Camp)
Kai Kroeger	Punter..... Second-Team All-America (AFCA)
Kai Kroeger	Punter..... Fourth-Team All-American (Phil Steele)
Antwane Wells Jr.	Wide Receiver..... Honorable Mention All-American (Phil Steele)
Nick Emmanwori	Flex..... First-Team True Freshman All-America (PFF)
Nick Emmanwori	Safety..... First-Team True Freshman All-America (On3)
Nick Emmanwori	Safety..... Second-Team Freshman All-America (CFN)
Nick Emmanwori	Safety..... Second-Team Freshman All-America (The Athletic)
DQ Smith	Cornerback..... Third-Team Freshman All-America (CFN)
Kai Kroeger	Punter..... First-Team All-SEC (AP)
Kai Kroeger	Punter..... First-Team All-SEC (Coaches)
Kai Kroeger	Punter..... First-Team All-SEC (USA TODAY)
Kai Kroeger	Punter..... First-Team All-SEC (Phil Steele)
Antwane Wells Jr.	Wide Receiver..... First-Team All-SEC (Coaches)
Antwane Wells Jr.	Wide Receiver..... First-Team All-SEC (PFF)
Antwane Wells Jr.	Wide Receiver..... First-Team All-SEC (Phil Steele)
Nick Emmanwori	Defensive Back..... Freshman All-SEC (Coaches)
Jovaughn Gwyn	Offensive Lineman..... Second-Team All-SEC (Coaches)
Tonka Hemingway	Defensive Tackle..... Second-Team All-SEC (Phil Steele)
Kai Kroeger	Punter..... Second-Team All-SEC (PFF)
Antwane Wells Jr.	Wide Receiver..... Second-Team All-SEC (AP)
Hunter Rogers	Long Snapper..... Second-Team All-SEC (Coaches)
Hunter Rogers	Long Snapper..... Second-Team All-SEC (Phil Steele)
Cam Smith	Cornerback..... Second-Team All-SEC (Phil Steele)
Jaheim Bell	Tight End..... Third-Team All-SEC (PFF)
Jaheim Bell	Tight End..... Third-Team All-SEC (Phil Steele)
Tonka Hemingway	Defensive Line..... Third-Team All-SEC (PFF)
Jordan Burch	Defensive End..... Fourth-Team All-SEC (Phil Steele)
Jovaughn Gwyn	Offensive Guard..... Fourth-Team All-SEC (Phil Steele)
MarShawn Lloyd	Running Back..... SEC Community Service Team

COACHES' CHOICE AWARDS

Outstanding Student-Athlete Award	Jovaughn Gwyn, Tonka Hemingway, Mitch Jeter
Community Service Award	Jalen Brooks, Eric Douglas, Peyton Williams
Strength & Conditioning Award	Jovaughn Gwyn
Overcoming Adversity Award	Jalen Brooks, Sherrod Greene, Josh Vann
Offensive Scout Team Award	Cason Henry
Defensive Scout Team Award	Donovan Westmoreland
Special Teams Scout Team Award	Colin Bryant, Joseph Byrnes
Nutrition Award	Kai Kroeger, Devonni Reed

PLAYERS' CHOICE AWARDS

Most Outstanding Senior	Jovaughn Gwyn, Zacch Pickens
Most Inspirational Walk-On	Payton Mangrum
Above All Else Award	Nate Adkins, Dakereon Joyner
Steve Spurrier Award (MVP Offense)	Antwane Wells Jr.
Joe Morrison Award (MVP Defense)	Nick Emmanwori, Zacch Pickens
Jim Carlen Award (MVP Special Teams)	Kai Kroeger
Steve Wadiak Team MVP Award	Zacch Pickens, Spencer Rattler
Rex Enright Captains' Award	Eric Douglas, Jovaughn Gwyn, Brad Johnson, Zacch Pickens, Spencer Rattler



Final CFP Rankings

1.	Georgia	13-0
2.	Michigan	13-0
3.	TCU	12-1
4.	Ohio State	11-1
5.	Alabama	10-2
6.	Tennessee	10-2
7.	Clemson	11-2
8.	Utah	10-3
9.	Kansas State	10-3
10.	Southern California	11-2
11.	Penn State	10-2
12.	Washington	10-2
13.	Florida State	9-3
14.	Oregon State	9-3
15.	Oregon	9-3
16.	Tulane	11-2
17.	LSU	9-4
18.	UCLA	9-3
19.	South Carolina	8-4
20.	Texas	8-4
21.	Notre Dame	8-4
22.	Mississippi State	8-4
23.	NC State	8-4
24.	Troy	11-2
25.	UTSA	11-2

GAMECOCKS+ is a brand new subscription streaming platform featuring original video content that brings you even closer to the teams, student-athletes and coaches you love.

GAMECOCKS+ will feature original storytelling content – above and beyond the already high-level video that fans have come to expect and enjoy – including new, never-before-seen, behind-the-scenes access, exclusive interviews, archival footage showcasing iconic moments, and more!

All Gamecock Club Members will have free access to this subscription, and all other subscribers will also receive Gamecock Club membership.

Pronunciation Guide

Rashad Amos	A-mus
Kajuan Banks	kuh-WAHN
Ahmarean Brown	ah-MAR-e-un
Lovasea Carroll	la-VAH-see-a
Terrell Dawkins	turr-EL
Luke Doty	DOE-tee
Nick Emmanwori	ee-man-worry
Colten Gauthier	GOTH-e-air
Dakereon Joyner	duh-CARE-ee-on
Xavier Legette	ZAY-v-ur la-GET
Jakai Moore	juh-KIGH
Akhnaton Shabazz	ahk-NOT-un shu-BAAZZ
Jordan Strachan	STRAHN
Chad Terrell	tur-ELL
Jamaal Whyce	whys

Gamecocks in the NFL

Name	Team	Position
Zack Bailey	Los Angeles Chargers	Offensive Guard
Damiere Byrd	Atlanta Falcons	Wide Receiver
A.J. Cann	Houston Texans	Offensive Guard
Jadeveon Clowney	Cleveland Browns	Defensive End
Pharoh Cooper*	Arizona Cardinals	Wide Receiver
Dennis Daley	Tennessee Titans	Offensive Tackle
Mike Davis	Baltimore Ravens	Running Back
Rico Dowdle	Dallas Cowboys	Running Back
Bryan Edwards*	Kansas City Chiefs	Wide Receiver
Kingsley Enagbare	Green Bay Packers	Edge
Rashad Fenton	Atlanta Falcons	Cornerback
Stephon Gilmore	Indianapolis Colts	Cornerback
Kevin Harris	New England Patriots	Running Back
Jaycee Horn	Carolina Panthers	Cornerback
Hayden Hurst	Cincinnati Bengals	Tight End
Melvin Ingram	Miami Dolphins	Linebacker
Ernest Jones	Los Angeles Rams	Linebacker
Javon Kinlaw	San Francisco 49ers	Defensive Tackle
Chris Lammons	Kansas City Chiefs	Cornerback
Israel Mukuamu	Dallas Cowboys	Defensive Back
Nick Muse	Minnesota Vikings	Tight End
Keisean Nixon	Green Bay Packers	Cornerback
Carlins Platel#	Pittsburgh Steelers	Defensive Back
Adam Prentice	New Orleans Saints	Fullback
Deebo Samuel	San Francisco 49ers	Wide Receiver
Brandon Shell*	Miami Dolphins	Offensive Tackle
Kobe Smith*	Atlanta Falcons	Defensive Tackle
Shi Smith	Carolina Panthers	Wide Receiver
Ryan Succop	Tampa Bay Buccaneers	Placekicker
D.J. Wonnum	Minnesota Vikings	Defensive End

*-Practice Squad

#-Injured Reserve

Carolina Football Radio Affiliates

Aiken/Augusta	WYBO-FM	92.9	Myrtle Beach	WSEA-FM	100.3
Allendale	WDOG-FM	93.5	Newberry	WKDK-AM	1240
Camden	WCAM-AM	1590	Rock Hill/		
Charleston	WTMZ-FM	98.9	Lancaster	WRHM-FM	107.1
Chesterfield	WVSZ-FM	107.3	Seneca	WSNW-AM	1150
Columbia	WNKT-FM	107.5	Seneca	WSNW-FM	94.1
Florence	WFRK-FM	95.3	Spartanburg	WSPG-AM	1400
Gaffney	WZZQ-AM	1500	Spartanburg	WSPG-FM	98.3
Gaffney	WZZQ-FM	104.3	Sumter	WIBZ-FM	95.5
Greenville	WROO-FM	104.9	Union	WBCU-AM	1460
Greenwood	WCZZ-AM	1090	Union	WBCU-FM	103.5
Lake City	WHYM-AM	1260			

Tracking the 2022 Opponents

Opponent (Date vs. SC)	2022	Last Game	Bowl Game (Date)
vs Georgia State (9/3)	4-8	L, 28-23 at Marshall	Season Complete
at Arkansas (9/10)	6-6	L, 29-27 at Missouri	vs Kansas (12/28)
vs Georgia (9/17)	13-0	W, 50-30 vs LSU	vs Ohio State (12/31)
vs Charlotte (9/24)	3-9	W, 26-21 vs Louisiana Tech	Season Complete
vs South Carolina St. (10/1)	3-8	L, 42-38 vs Norfolk State	Season Complete
at Kentucky (10/8)	7-5	W, 26-13 vs Louisville	vs Iowa (12/31)
vs Texas A&M (10/22)	5-7	W, 38-23 vs LSU	Season Complete
vs Missouri (10/29)	6-6	W, 29-27 vs Arkansas	vs Wake Forest (12/23)
at Vanderbilt (11/5)	5-7	L, 56-0 vs Tennessee	Season Complete
at Florida (11/12)	6-6	L, 45-38 at Florida State	vs Oregon State (12/17)
vs Tennessee (11/19)	10-2	W, 56-0 at Vanderbilt	vs Clemson (12/30)
at Clemson (11/26)	11-2	W, 39-10 vs North Carolina	vs Tennessee (12/30)
vs Notre Dame (1/02)	8-4	L, 38-27 at Southern Cal	vs South Carolina (12/30)



No.	Name	POS.	HT	WT	CL	EXP	Hometown (High/Last School)
49	Dave Adams	TE	6-2	230	R-SO	SQ	Gadsden, S.C. (Blythewood)
44	Nate Adkins	TE	6-3	252	GR	TR	Knoxville, Tenn. (Bearden/ East Tennessee State)
23	Rashad Amos	RB	6-2	227	R-SO	SQ	Fayetteville, Ga. (Sandy Creek)
34	Matthew Bailey	LS	6-2	215	R-JR	2L	Deland, Fla. (Deland)
15	Tanner Bailey	QB	6-1	205	FR	HS	Gordo, Ala. (Gordo)
33	Kajuan Banks	DB	5-10	185	FR	HS	Tallahassee, Fla. (Godby)
93	Nick Barrett	DL	6-3	330	SO	1L	Goldsboro, N.C. (Eastern Wayne)
8	Christian Beal-Smith	RB	5-9	205	GR	TR	Winston-Salem, N.C. (East Forsyth/ Wake Forest)
31	DJ Black	WR	6-1	195	FR	HS	Inman, S.C. (Chapman)
30	Jace Blackshear	DB	5-8	183	FR	HS	Hilton Head, S.C. (Hilton Head Christian Academy)
89	O'Mega Blake	WR	6-2	190	R-FR	SQ	Rock Hill, S.C. (South Pointe)
52	Stone Blanton	LB	6-2	235	FR	HS	Jackson, Miss. (Madison-Ridgeland Academy)
13	Jalen Brooks	WR	6-2	205	S-SR	2L	Harrisburg, N.C. (Hickory Ridge/ Tarleton State)
10	Ahmarean Brown	WR	5-9	167	SR	1L	Tampa, Fla. (Jefferson/Georgia Tech)
73	Ryan Brubaker	OL	6-6	295	FR	HS	Stevens, Pa. (Cocalico)
45	Colin Bryant	LB	6-3	225	R-FR	TR	Mt. Pleasant, S.C. (Wando/Alabama)
5	Jordan Burch	EDGE	6-6	275	JR	2L	Columbia, S.C. (Hammond School)
43	Joseph Byrnes	DB	6-0	195	R-FR	SQ	Camden, S.C. (Camden)
68	Wyatt Campbell (80)	OL/TE	6-6	310	R-SR	SQ	Elgin, S.C. (Lugoff-Elgin)
14	Lovasea Carroll	RB	6-2	205	R-FR	TR	Warrenton, Ga (IMG Academy/ Georgia)
41	Andrew Colasurdo	LB	6-1	240	R-FR	SQ	Inman, S.C. (Chapman)
29	Jalen Daniels	QB	6-4	215	FR	HS	San Diego, Calif. (Lincoln)
11	Braden Davis	QB	6-5	205	FR	HS	Middletown, Del. (Middletown)
4	Terrell Dawkins	EDGE	6-4	250	R-JR	TR	Concord, N.C. (Cox Mill/NC State)
24	Marcellas Dial	DB	6-0	192	R-JR	1L	Woodruff, S.C. (Woodruff/ Georgia Military)
9	Luke Doty	QB	6-1	210	JR	2L	Myrtle Beach, S.C. (Myrtle Beach)
71	Eric Douglas	OL	6-4	297	S-SR	4L	Charlotte, N.C. (Mallard Creek)
32	Bradley Dunn	RB	5-9	210	R-SO	SQ	Columbia, S.C. (Hammond School)
21	Nick Emmanwori	DB	6-4	218	FR	HS	Irmo, S.C. (Irmo)
16	Hot Rod Fitten	EDGE	6-2	250	R-JR	2L	Atlanta, Ga. (Booker T. Washington)
11	Emory Floyd	DB	6-1	185	FR	HS	Marietta, Ga. (Hillgrove)
47	King-Demenian Ford	DB	6-2	207	R-SO	SQ	Blythewood, S.C. (Blythewood)
25	O'Donnell Fortune	DB	6-1	185	R-SO	1L	Sumter, S.C. (Sumter)
4	Colten Gauthier	QB	6-3	215	R-FR	SQ	Bethlehem, Ga. (Hebron Christian Academy)
36	B.J. Gibson	DB	6-4	215	R-JR	SQ	Marietta, Ga. (Walton/Navy)
44	Sherrod Greene	LB	6-1	233	S-SR	3L	Rocky Mount, N.C. (Rocky Mount)
26	Landon Grier	DB	5-9	185	R-SO	SQ	Fort Lauderdale, Fla. (St. Thomas Aquinas)
54	Jovaughn Gwyn	OL	6-3	300	R-SR	3L	Charlotte, N.C. (Harding University)
65	Jackson Hall	OL	6-3	300	FR	HS	Honea Path, S.C. (Belton-Honea Path)
26	Nathan Harris-Waynick	RB	5-10	205	R-FR	SQ	Sumter, S.C. (Sumter)
91	Tonka Hemingway	DL	6-3	295	JR	2L	Conway, S.C. (Conway)
77	Colin Henrich	OL	6-3	305	R-FR	SQ	Leesburg, Va. (IMG Academy)
75	Cason Henry	OL	6-6	300	FR	HS	Marietta, Ga. (Walton)
40	Alex Herrera	K/P	6-0	195	R-JR	1L	Columbia, S.C. (Spring Valley)
50	Felix Hixon	DL	6-3	300	FR	HS	Jackson, Ga. (Jackson)
20	Kylic Horton	WR	6-4	205	FR	HS	Santee, S.C. (Clarendon Hall)
95	Alex Huntley	DL	6-4	305	R-SO	1L	Blythewood, S.C. (Hammond School)
98	Mitch Jeter	PK	5-10	195	JR	2L	Salisbury, N.C. (Cannon School)
19	Brad Johnson	LB	6-2	238	S-SR	4L	Pendleton, S.C. (Pendleton)
10	Tyreek Johnson	EDGE	6-3	265	R-JR	1L	Sumter, S.C. (Lakewood)
72	Trai Jones	OL	6-2	308	R-SO	1L	Abbeville, S.C. (Abbeville)

No.	Name	POS.	HT	WT	CL	EXP	Hometown (High/Last School)
45	William Joyce	P	6-3	215	R-FR	SQ	Spartanburg, S.C. (Spartanburg)
5	Dakereon Joyner	WR	6-1	215	R-SR	3L	N. Charleston, S.C. (Fort Dorchester)
32	Mohamed Kaba	LB	6-2	239	JR	2L	Clinton, N.C. (Clinton)
39	Kai Kroeger	P	6-4	207	JR	2L	Lake Forest, Ill. (Lake Forest)
53	Vershon Lee	OL	6-4	308	JR	2L	Woodbridge, Va. (Freedom)
17	Xavier Legette	WR	6-3	220	SR	3L	Mullins, S.C. (Mullins)
42	Daniel Lester	PK	6-2	212	FR	HS	Land O' Lakes, Fla. (Sunlake)
57	Grayson Mains	OL	6-5	300	FR	HS	Cumming, Ga. (Lambert)
85	Payton Mangrum	WR	6-0	198	R-SO	1L	Greenville, S.C. (Eastside)
70	Hank Manos	OL	6-4	303	R-SR	1L	Chapin, S.C. (Chapin)
99	D'Andre Martin	DL	6-4	305	FR	HS	Durham, N.C. (Life Christian Academy)
22	Bam Martin-Scott	LB	6-2	235	R-JR	SQ	Fort Wayne, Ind. (Snider/ Dodge City C.C.)
35	Chase McCracken	RB	5-10	208	FR	HS	Hilton Head, S.C. (Hilton Head Island)
0	Juju McDowell	RB	5-9	180	SO	1L	Bainbridge, Ga. (Lee County)
25	Dante Miller	RB	5-9	200	GR	TR	Rockingham, N.C. (Richmond/ Columbia)
55	Jakai Moore	OL	6-6	305	R-JR	2L	Nokesville, Va. (Patriot)
64	JonDarius Morgan	OL	6-3	312	R-FR	SQ	Birmingham, Ala. (Huffman)
87	Joseph Morris	WR	6-0	195	R-FR	TR	Camden, S.C. (Camden/N. Greenville)
81	Aaron Morton	WR	5-8	177	R-FR	SQ	Cincinnati, Ohio (Loveland)
18	Keenan Nelson Jr.	DB	6-1	200	FR	HS	Philadelphia, Pa. (St. Joseph's Prep)
52	Jaylen Nichols	OL	6-5	322	SR	3L	Charlotte, N.C. (Myers Park)
23	Isaiah Norris	DB	5-11	185	R-JR	SQ	Anderson, S.C. (T.L. Hanna/ Georgia Military)
40	Ronnie Porter	LB	6-1	238	R-FR	SQ	Columbia, S.C. (Heathwood Hall)
46	Cole Rasmussen	LS	5-11	210	R-SO	SQ	Fort Mill, S.C. (Fort Mill/Charleston So.)
7	Spencer Rattler	QB	6-1	215	R-JR	TR	Phoenix, Ariz. (Pinnacle/Oklahoma)
24	Eriq Rice	WR	6-1	195	R-FR	SQ	Columbia, S.C. (A.C. Flora)
36	Hunter Rogers	LS	6-1	205	R-SO	1L	Columbia, S.C. (Spring Valley)
19	Ben Rollins	WR	5-9	170	R-SO	SQ	Inman, S.C. (Chapman)
12	Anthony Rose	DB	6-1	190	FR	HS	Miami, Fla. (Miami Central)
82	Landon Samson	WR	6-0	195	FR	HS	Southlake, Texas (Southlake Carroll)
88	Jesse Sanders	TE	6-3	245	R-SO	SQ	Aiken, S.C. (South Aiken)
90	T.J. Sanders	DL	6-5	300	R-FR	SQ	Marion, S.C. (Marion)
35	Akhnaton Shabazz	LB	6-0	225	FR	HS	Marietta, Ga. (Harrison)
22	Zavier Short	TE	6-2	220	FR	HS	Chapin, S.C. (Chapin)
1	DQ Smith	DB	6-1	212	FR	HS	Columbia, S.C. (Spring Valley)
29	David Spaulding	DB	6-1	197	R-JR	1L	Riceboro, Ga. (Bradwell Institute/ Georgia Southern)
7	Jordan Strachan	EDGE	6-5	245	S-SR	1L	Kingsland, Ga. (Camden County/ Georgia State)
67	Chase Sweigart	OL	6-6	305	FR	HS	Chapin, S.C. (Chapin)
86	Chad Terrell	TE	6-3	227	S-SR	2L	Bogue Chitto, Miss. (North Paulding)
46	Bryan Thomas Jr.	EDGE	6-2	230	FR	HS	Windermere, Fla. (Foundation Academy)
27	D.J. Twitty	RB	6-0	225	R-SR	TR	Inman, S.C. (Chapman/E. Tenn. State)
6	Josh Vann	WR	5-11	192	S-SR	4L	Tucker, Ga. (Tucker)
66	Mac Walters	OL	6-6	290	FR	HS	Myrtle Beach, S.C. (Myrtle Beach)
62	Tyshawn Wannamaker	OL	6-3	308	R-SO	1L	St. Matthews, S.C. (Calhoun County)
64	Demetrius Watson	DL	6-3	290	FR	HS	Charleston, S.C. (Fort Dorchester)
94	M.J. Webb	DL	6-3	313	S-SR	3L	Rutledge, Ga. (Morgan County)
3	Antwane Wells Jr.	WR	6-1	207	JR	TR	Richmond, Va. (Highland Springs/ James Madison)
15	Donovan Westmoreland	LB	6-1	228	FR	HS	Griffin, Ga. (Griffin)
54	Jamaal Whyce	DL	6-3	305	FR	HS	Miami, Fla. (Florida Christian)
0	Debo Williams	LB	6-1	237	R-SO	1L	Smyrna, Del. (Smyrna/Delaware)
31	Peyton Williams	DB	6-0	200	FR	HS	Heath, Texas (Rockwall-Heath)
79	Dylan Wonnum	OL	6-5	305	S-SR	4L	Tucker, Ga. (Tucker)



No.	Name	POS.	HT	WT	CL	EXP	Hometown (High/Last School)
0	Debo Williams	LB	6-1	237	R-SO	1L	Smyrna, Del. (Smyrna/Delaware)
0	Juju McDowell	RB	5-9	180	SO	1L	Bainbridge, Ga. (Lee County)
1	DQ Smith	DB	6-1	212	FR	HS	Columbia, S.C. (Spring Valley)
3	Antwane Wells Jr.	WR	6-1	207	JR	TR	Richmond, Va. (Highland Springs/ James Madison)
4	Terrell Dawkins	EDGE	6-4	250	R-JR	TR	Concord, N.C. (Cox Mill/NC State)
4	Colten Gauthier	QB	6-3	215	R-FR	SQ	Bethlehem, Ga. (Hebron Christian Academy)
5	Dakereon Joyner	WR	6-1	215	R-SR	3L	N. Charleston, S.C. (Fort Dorchester)
5	Jordan Burch	EDGE	6-6	275	JR	2L	Columbia, S.C. (Hammond School)
6	Josh Vann	WR	5-11	192	S-SR	4L	Tucker, Ga. (Tucker)
7	Jordan Strachan	EDGE	6-5	245	S-SR	1L	Kingsland, Ga. (Camden County/ Georgia State)
7	Spencer Rattler	QB	6-1	215	R-JR	TR	Phoenix, Ariz. (Pinnacle/Oklahoma)
8	Christian Beal-Smith	RB	5-9	205	GR	TR	Winston-Salem, N.C. (East Forsyth/ Wake Forest)
9	Luke Doty	QB	6-1	210	JR	2L	Myrtle Beach, S.C. (Myrtle Beach)
10	Ahmarean Brown	WR	5-9	167	SR	1L	Tampa, Fla. (Jefferson/Georgia Tech)
10	Tyreek Johnson	EDGE	6-3	265	R-JR	1L	Sumter, S.C. (Lakewood)
11	Braden Davis	QB	6-5	205	FR	HS	Middletown, Del. (Middletown)
11	Emory Floyd	DB	6-1	185	FR	HS	Marietta, Ga. (Hillgrove)
12	Anthony Rose	DB	6-1	190	FR	HS	Miami, Fla. (Miami Central)
13	Jalen Brooks	WR	6-2	205	S-SR	2L	Harrisburg, N.C. (Hickory Ridge/ Tarleton State)
14	Lovasea Carroll	RB	6-2	205	R-FR	TR	Warrenton, Ga (IMG Academy/ Georgia)
15	Tanner Bailey	QB	6-1	205	FR	HS	Gordo, Ala. (Gordo)
15	Donovan Westmoreland	LB	6-1	228	FR	HS	Griffin, Ga. (Griffin)
16	Hot Rod Fitten	EDGE	6-2	250	R-JR	2L	Atlanta, Ga. (Booker T. Washington)
17	Xavier Legette	WR	6-3	220	SR	3L	Mullins, S.C. (Mullins)
18	Keenan Nelson Jr.	DB	6-1	200	FR	HS	Philadelphia, Pa. (St. Joseph's Prep)
19	Brad Johnson	LB	6-2	238	S-SR	4L	Pendleton, S.C. (Pendleton)
19	Ben Rollins	WR	5-9	170	R-SO	SQ	Inman, S.C. (Chapman)
20	Kylic Horton	WR	6-4	205	FR	HS	Santee, S.C. (Clarendon Hall)
21	Nick Emmanwori	DB	6-4	218	FR	HS	Irmo, S.C. (Irmo)
22	Bam Martin-Scott	LB	6-2	235	R-JR	SQ	Fort Wayne, Ind. (Snider/ Dodge City C.C.)
22	Zavier Short	TE	6-2	220	FR	HS	Chapin, S.C. (Chapin)
23	Isaiah Norris	DB	5-11	185	R-JR	SQ	Anderson, S.C. (T.L. Hanna/ Georgia Military)
23	Rashad Amos	RB	6-2	227	R-SO	SQ	Fayetteville, Ga. (Sandy Creek)
24	Marcellas Dial	DB	6-0	192	R-JR	1L	Woodruff, S.C. (Woodruff/ Georgia Military)
24	Eriq Rice	WR	6-1	195	R-FR	SQ	Columbia, S.C. (A.C. Flora)
25	Dante Miller	RB	5-9	200	GR	TR	Rockingham, N.C. (Richmond/ Columbia)
25	O'Donnell Fortune	DB	6-1	185	R-SO	1L	Sumter, S.C. (Sumter)
26	Landon Grier	DB	5-9	185	R-SO	SQ	Fort Lauderdale, Fla. (St. Thomas Aquinas)
26	Nathan Harris-Waynick	RB	5-10	205	R-FR	SQ	Sumter, S.C. (Sumter)
27	D.J. Twitty	RB	6-0	225	R-SR	TR	Inman, S.C. (Chapman/E. Tenn. State)
29	David Spaulding	DB	6-1	197	R-JR	1L	Riceboro, Ga. (Bradwell Institute/ Georgia Southern)
29	Jalen Daniels	QB	6-4	215	FR	HS	San Diego, Calif. (Lincoln)
30	Jace Blackshear	DB	5-8	183	FR	HS	Hilton Head, S.C. (Hilton Head Christian Academy)
31	Peyton Williams	DB	6-0	200	FR	HS	Heath, Texas (Rockwall-Heath)
31	DJ Black	WR	6-1	195	FR	HS	Inman, S.C. (Chapman)
32	Mohamed Kaba	LB	6-2	239	JR	2L	Clinton, N.C. (Clinton)
32	Bradley Dunn	RB	5-9	210	R-SO	SQ	Columbia, S.C. (Hammond School)

No.	Name	POS.	HT	WT	CL	EXP	Hometown (High/Last School)
33	Kajuan Banks	DB	5-10	185	FR	HS	Tallahassee, Fla. (Godby)
34	Matthew Bailey	LS	6-2	215	R-JR	2L	Deland, Fla. (Deland)
35	Chase McCracken	RB	5-10	208	FR	HS	Hilton Head, S.C. (Hilton Head Island)
35	Akhnaton Shabazz	LB	6-0	225	FR	HS	Marietta, Ga. (Harrison)
36	B.J. Gibson	DB	6-4	215	R-JR	SQ	Marietta, Ga. (Walton/Navy)
36	Hunter Rogers	LS	6-1	205	R-SO	1L	Columbia, S.C. (Spring Valley)
39	Kai Kroeger	P	6-4	207	JR	2L	Lake Forest, Ill. (Lake Forest)
40	Alex Herrera	K/P	6-0	195	R-JR	1L	Columbia, S.C. (Spring Valley)
40	Ronnie Porter	LB	6-1	238	R-FR	SQ	Columbia, S.C. (Heathwood Hall)
41	Andrew Colasurdo	LB	6-1	240	R-FR	SQ	Inman, S.C. (Chapman)
42	Daniel Lester	PK	6-2	212	FR	HS	Land O' Lakes, Fla. (Sunlake)
43	Joseph Byrnes	DB	6-0	195	R-FR	SQ	Camden, S.C. (Camden)
44	Nate Adkins	TE	6-3	252	GR	TR	Knoxville, Tenn. (Barden/ East Tennessee State)
44	Sherrod Greene	LB	6-1	233	S-SR	3L	Rocky Mount, N.C. (Rocky Mount)
45	Colin Bryant	LB	6-3	225	R-FR	TR	Mt. Pleasant, S.C. (Wando/Alabama)
45	William Joyce	P	6-3	215	R-FR	SQ	Spartanburg, S.C. (Spartanburg)
46	Cole Rasmussen	LS	5-11	210	R-SO	SQ	Fort Mill, S.C. (Fort Mill/Charleston So.)
46	Bryan Thomas Jr.	EDGE	6-2	230	FR	HS	Windermere, Fla. (Foundation Academy)
47	King-Demenian Ford	DB	6-2	207	R-SO	SQ	Blythewood, S.C. (Blythewood)
49	Dave Adams	TE	6-2	230	R-SO	SQ	Gadsden, S.C. (Blythewood)
50	Felix Hixon	DL	6-3	300	FR	HS	Jackson, Ga. (Jackson)
52	Jaylen Nichols	OL	6-5	322	SR	3L	Charlotte, N.C. (Myers Park)
52	Stone Blanton	LB	6-2	235	FR	HS	Jackson, Miss. (Madison-Ridgeland Academy)
53	Vershon Lee	OL	6-4	308	JR	2L	Woodbridge, Va. (Freedom)
54	Jovaughn Gwyn	OL	6-3	300	R-SR	3L	Charlotte, N.C. (Harding University)
54	Jamaal Whyce	DL	6-3	305	FR	HS	Miami, Fla. (Florida Christian)
55	Jakai Moore	OL	6-6	305	R-JR	2L	Nokesville, Va. (Patriot)
57	Grayson Mains	OL	6-5	300	FR	HS	Cumming, Ga. (Lambert)
62	Tyshawn Wannamaker	OL	6-3	308	R-SO	1L	St. Matthews, S.C. (Calhoun County)
64	JonDarius Morgan	OL	6-3	312	R-FR	SQ	Birmingham, Ala. (Huffman)
64	Demetrius Watson	DL	6-3	290	FR	HS	Charleston, S.C. (Fort Dorchester)
65	Jackson Hall	OL	6-3	300	FR	HS	Honea Path, S.C. (Belton-Honea Path)
66	Mac Walters	OL	6-6	290	FR	HS	Myrtle Beach, S.C. (Myrtle Beach)
67	Chase Sweigart	OL	6-6	305	FR	HS	Chapin, S.C. (Chapin)
68	Wyatt Campbell	OL	6-6	310	R-SR	SQ	Elgin, S.C. (Lugoff-Elgin)
70	Hank Manos	OL	6-4	303	R-SR	1L	Chapin, S.C. (Chapin)
71	Eric Douglas	OL	6-4	297	S-SR	4L	Charlotte, N.C. (Mallard Creek)
72	Trai Jones	OL	6-2	308	R-SO	1L	Abbeville, S.C. (Abbeville)
73	Ryan Brubaker	OL	6-6	280	FR	HS	Stevens, Pa. (Cocalico)
75	Cason Henry	OL	6-6	295	FR	HS	Marietta, Ga. (Walton)
77	Colin Henrich	OL	6-3	305	R-FR	SQ	Leesburg, Va. (IMG Academy)
79	Dylan Wonnun	OL	6-5	305	S-SR	4L	Tucker, Ga. (Tucker)
80	Wyatt Campbell	TE	6-6	310	R-SR	SQ	Elgin, S.C. (Lugoff-Elgin)
81	Aaron Morton	WR	5-8	177	R-FR	SQ	Cincinnati, Ohio (Loveland)
82	Landon Samson	WR	6-0	195	FR	HS	Southlake, Texas (Southlake Carroll)
85	Payton Mangrum	WR	6-0	198	R-SO	1L	Greenville, S.C. (Eastside)
86	Chad Terrell	TE	6-3	227	S-SR	2L	Bogue Chitto, Miss. (North Paulding)
87	Joseph Morris	WR	6-0	195	R-FR	TR	Camden, S.C. (Camden/N. Greenville)
88	Jesse Sanders	TE	6-3	245	R-SO	SQ	Aiken, S.C. (South Aiken)
89	O'Mega Blake	WR	6-2	190	R-FR	SQ	Rock Hill, S.C. (South Pointe)
90	T.J. Sanders	DL	6-5	300	R-FR	SQ	Marion, S.C. (Marion)
91	Tonka Hemingway	DL	6-3	295	JR	2L	Conway, S.C. (Conway)
93	Nick Barrett	DL	6-3	330	SO	1L	Goldsboro, N.C. (Eastern Wayne)
94	M.J. Webb	DL	6-3	313	S-SR	3L	Rutledge, Ga. (Morgan County)
95	Alex Huntley	DL	6-4	305	R-SO	1L	Blythewood, S.C. (Hammond School)
98	Mitch Jeter	PK	5-10	195	JR	2L	Salisbury, N.C. (Cannon School)
99	D'Andre Martin	DL	6-4	305	FR	HS	Durham, N.C. (Life Christian Academy)



Offense

WR	3	Antwane Wells Jr.	6-1	207	JR-TR	Richmond, Va.
	17	Xavier Legette	6-3	220	SR-3L	Mullins, S.C.
WR	10	Ahmarean Brown	5-9	167	SR-1L	Tampa, Fla.
	or 5	Dakereon Joyner	6-1	215	SR-3L	N. Charleston, S.C.
WR	6	Josh Vann	5-11	192	SR-4L	Tucker, Ga.
	or 5	Dakereon Joyner	6-1	215	SR-3L	N. Charleston, S.C.
LT	52	Jaylen Nichols	6-5	322	SR-3L	Charlotte, N.C.
	55	Jakai Moore	6-6	305	JR-2L	Nokesville, Va.
LG	55	Jakai Moore	6-6	305	JR-2L	Nokesville, Va.
	53	Vershon Lee	6-4	308	JR-2L	Woodbridge, Va.
	or 72	Trai Jones	6-2	308	SO-1L	Abbeville, S.C.
OC	71	Eric Douglas	6-4	297	SR-4L	Charlotte, N.C.
	70	Hank Manos	6-4	303	SR-1L	Chapin, S.C.
RG	54	Jovaughn Gwyn	6-3	300	SR-3L	Charlotte, N.C.
	68	Wyatt Campbell	6-6	310	SR-SQ	Elgin, S.C.
RT	62	Tyshawn Wannamaker	6-3	308	SO-1L	St. Matthews, S.C.
	75	Cason Henry	6-6	300	FR-HS	Marietta, Ga.
TE	44	Nate Adkins	6-3	252	GR-TR	Knoxville, Tenn.
QB	7	Spencer Rattler	6-1	215	JR-TR	Phoenix, Ariz.
	9	Luke Doty	6-1	210	JR-2L	Myrtle Beach, S.C.
RB	0	Juju McDowell	5-9	180	SO-1L	Bainbridge, Ga.
	or 8	Christian Beal-Smith	5-9	205	GR-TR	Winston-Salem, N.C.


CLASS DISTINCTION: The SEC student-athlete classification subgroup recommended that schools advance student-athletes forward on their rosters as usual, adding a year on at the end of their eligibility. This more closely mirrors academic progress and is also consistent with criteria for a number of awards. Advancing a student-athlete also includes advancing him to the designation of redshirt freshman redshirt sophomore, etc.

Defense

EDGE	5	Jordan Burch	6-6	275	JR-2L	Columbia, S.C.
	10	Tyreek Johnson	6-3	265	JR-1L	Sumter, S.C.
DT	94	M.J. Webb	6-3	313	SR-3L	Rutledge, Ga.
	90	T.J. Sanders	6-5	300	FR-SQ	Marion, S.C.
DT	91	Tonka Hemingway	6-3	295	JR-2L	Conway, S.C.
	95	Alex Huntley	6-4	305	SO-1L	Blythewood, S.C.
EDGE	46	Bryan Thomas Jr.	6-2	230	FR-HS	Windermere, Fla.
	16	Hot Rod Fitten	6-2	250	JR-2L	Atlanta, Ga.
MLB	44	Sherrrod Greene	6-1	233	SR-3L	Rocky Mount, N.C.
	52	Stone Blanton	6-2	235	FR-HS	Jackson, Miss.
WLB	19	Brad Johnson	6-2	238	SR-4L	Pendleton, S.C.
	0	Debo Williams	6-1	237	SO-1L	Smyrna, Del.
NICK	1	DQ Smith	6-1	212	FR-HS	Columbia, S.C.
	or 18	Keenan Nelson Jr.	6-1	200	FR-HS	Philadelphia, Pa.
CB	24	Marcellas Dial	6-0	192	JR-1L	Woodruff, S.C.
	33	Kajuan Banks	5-10	185	FR-HS	Tallahassee, Fla.
SS	21	Nick Emmanwori	6-4	218	FR-HS	Irmo, S.C.
	31	Peyton Williams	6-0	200	FR-HS	Heath, Texas
FS	1	DQ Smith	6-1	212	FR-HS	Columbia, S.C.
	or 36	B.J. Gibson	6-4	215	R-JR	Marietta, Ga.
CB	25	O'Donnell Fortune	6-1	185	SO-1L	Sumter, S.C.
	11	Emory Floyd	6-1	185	FR-HS	Marietta, Ga.

Specialists

PK	98	Mitch Jeter	5-10	195	JR-1L	Salisbury, N.C.
	40	Alex Herrera	6-0	195	JR-1L	Columbia, S.C.
KO	98	Mitch Jeter	5-10	195	JR-1L	Salisbury, N.C.
	40	Alex Herrera	6-0	195	JR-1L	Columbia, S.C.
P	39	Kai Kroeger	6-4	207	JR-2L	Lake Forest, Ill.
	40	Alex Herrera	6-0	195	JR-1L	Columbia, S.C.
LSN	36	Hunter Rogers	6-1	205	SO-1L	Columbia, S.C.
	34	Matthew Bailey	6-2	215	JR-2L	Deland, Fla.
SSN	36	Hunter Rogers	6-1	205	SO-1L	Columbia, S.C.
	34	Matthew Bailey	6-2	215	JR-2L	Deland, Fla.
H	39	Kai Kroeger	6-4	207	JR-2L	Lake Forest, Ill.
	45	William Joyce	6-3	215	FR-RS	Spartanburg, S.C.
KOR	17	Xavier Legette	6-3	220	SR-3L	Mullins, S.C.
	0	Juju McDowell	5-9	180	SO-1L	Leesburg, Ga.
PR	6	Josh Vann	5-11	192	SR-4L	Tucker, Ga.
	or 10	Ahmarean Brown	5-9	167	SR-1L	Tampa, Fla.



SHANE
BEAMER



COACHING STAFF



SHANE BEAMER



Shane Beamer, one of the rising stars among coaches in college football, is wrapping up his second season as the University of South Carolina's head coach. He was named the Gamecocks' 36th head football coach on Dec. 6, 2020.

Beamer had a successful first season in Columbia, improving the Gamecocks by 3.5 games, from a 2-8 mark in 2020 to a 7-6 campaign in 2021, including a convincing win over North Carolina in the Duke's Mayo Bowl. He tied the school record for wins

by a first-year head coach, doubled the preseason's expected win total and surpassed the win total of the two previous seasons combined, earning him a share of the Steve Spurrier First-Year Coach of the Year Award, presented by the Football Writers Association of America (FWAA). Safety Jaylan Foster earned All-America honors and three players were selected in the NFL Draft following his inaugural season.

In 2022, the team again exceeded expectations, finishing third in the division while recording eight regular-season wins, including three wins over ranked opponents - two in the Top-10. With 15 wins through his first two campaigns, Coach Beamer is tied with Joe Morrison, Steve Spurrier and Will Muschamp for the most wins in his first two seasons at Carolina. Punter Kai Kroeger earned All-America honors, leading a special teams unit ranked No. 1 in the country.

Prior to his first head coaching stint, Beamer had been an assistant coach at seven Football Bowl Subdivision schools for 21 seasons. During his career as an assistant, he coached in 17 bowl games, including a College Football Playoff National Championship Game, posted 18 non-losing seasons, six of those with double-digit victories, and his teams won 63 percent of its games. He has coached all three phases of the game - offense, defense and special teams.

Beamer is not new to South Carolina. The Charleston, S.C. native, served as an assistant coach with the Gamecocks for four seasons from 2007-10 under head coach Steve Spurrier. In 2007, he served as the outside linebackers coach and co-special teams coordinator. He mentored the cornerbacks in 2008, then coached the Spurs and strong safeties and was both the special teams coordinator and recruiting coordinator in 2009 and 2010, setting the foundation for the most successful run in Gamecock Football history.

In 2009 at South Carolina, Beamer was nominated for the Frank Broyles Award, which goes annually to the nation's top assistant coach. His special teams' units recorded five blocked kicks that season, tying for the SEC lead and tying for the eighth-highest total in the nation. He also helped coach a defensive unit that ranked third in the SEC and 15th in the country in total defense, and second in the league and eighth in the country in passing defense.

As the Gamecocks' recruiting coordinator, his 2009 class was ranked 12th-best in the country, and the 2010 and 2011 classes were ranked in the Top 25.

During his tenure as recruiting coordinator, nine Gamecocks were selected in the NFL Draft, including first round selection Stephen Gilmore (Buffalo) and

second round picks Alshon Jeffery (Chicago) and D.J. Swearingen (Houston).

The Gamecocks all-time winningest quarterback, Connor Shaw, and rushing touchdown leader, Marcus Lattimore, were also in the 2010 class.

Beamer has been a part of building programs throughout his career. He has been on three coaching staffs where the head coach was in his first or second season at the school. He joined Sylvester Croom's staff at Mississippi State in his first season, Kirby Smart's program at Georgia in his first season, and Lincoln Riley's unit at Oklahoma in his second season.

Beamer came to Carolina from Oklahoma, where he served as the assistant head coach for offense and mentored the tight ends and H-backs for three highly-successful seasons. In 2020, Oklahoma ranked sixth in the country in scoring (43.0), 11th in total offense (494.7) and 14th in passing offense (315.0). In 2019, the Sooners led the nation in yards per play (8.0) and ranked third in total offense (537.6) and fourth in passing efficiency rating (187.0). Oklahoma led the nation in total offense (570.3), scoring offense (48.4) and yards per play (FBS-record 8.6), and ranked second in passing efficiency rating (194.9) in 2018.

Prior to his arrival in Norman, Beamer spent two seasons on the staff at Georgia as tight ends coach and special teams coordinator under Kirby Smart. The Bulldogs posted a 21-7 combined record with Beamer on staff. In 2017, the Bulldogs won the SEC Championship and finished second in the nation, falling in the CFP title game to Alabama in overtime. His special teams ranked eighth nationally in net punting (41.7), and 20th in kickoff returns (23.5) while blocking four kicks.

The son of Hall of Fame coach, Frank Beamer, he worked with his father as the associate head coach and running backs coach at Virginia Tech from 2011-15. In his first year, he coached David Wilson, who broke the Tech single-season rushing record and was named All-American and ACC Player of the Year and went on to become a first-round NFL draft selection by the New York Giants. Shane served as the Hokies' acting head coach in the 2014 Military Bowl win while his father watched from the press box following throat surgery.

Beamer's first full-time coaching position was at Mississippi State, joining the Bulldogs in 2004 as cornerbacks coach and recruiting coordinator. In his first two seasons at State, he guided three defensive backs to SEC All-Freshman Team accolades. He maintained the recruiting coordinator title but made the move to running backs coach in the spring of 2006 where he tutored running back Anthony Dixon to SEC All-Freshman honors.

Beamer spent three seasons (2001-03) as a graduate assistant at Tennessee, helping with the cornerbacks and assisting in all special teams areas. He also oversaw game opponent scouting while earning a master's degree in sport management in December 2003.

Before joining the staff at Tennessee, he worked one season (2000) as a graduate assistant at Georgia Tech, helping with the Yellow Jacket quarterbacks and wide receivers.

A December 1999 graduate of Virginia Tech, Beamer was a member of five bowl teams (1995-99 seasons) and three Big East Conference championship squads on the Hokie football team as a long snapper and wide receiver. He was a long snapper on the 1999 Virginia Tech team that played for the BCS National Championship.

Beamer and his wife, Emily, are the parents of three children - two daughters, Sutton and Olivia, both born in Columbia, and a son, Hunter, born in Blacksburg, Va.



Beamer Through the Years

Year	School	Position	Record	Conf.	Head Coach	Bowl Game
1995	Virginia Tech	WR/Long Snapper	10-2	6-1	Frank Beamer	Sugar
1996	Virginia Tech	WR/Long Snapper	10-2	6-1	Frank Beamer	Orange
1997	Virginia Tech	WR/Long Snapper	7-5	5-2	Frank Beamer	Gator
1998	Virginia Tech	WR/Long Snapper	9-3	5-2	Frank Beamer	Music City
1999	Virginia Tech	WR/Long Snapper	11-1	7-0	Frank Beamer	Sugar
2000	Georgia Tech	Graduate Assistant	9-3	6-2	George O'Leary	Peach
2001	Tennessee	Graduate Assistant	11-2	7-1	Phillip Fulmer	Citrus
2002	Tennessee	Graduate Assistant	8-5	5-3	Phillip Fulmer	Peach
2003	Tennessee	Graduate Assistant	10-3	6-2	Phillip Fulmer	Peach
2004	Mississippi State	Cornerbacks/RC	3-8	2-6	Sylvester Croom	-
2005	Mississippi State	Cornerbacks/RC	3-8	1-7	Sylvester Croom	-
2006	Mississippi State	Running Backs/RC	3-9	1-7	Sylvester Croom	-
2007	South Carolina	OLB/Co-ST Coord.	6-6	3-5	Steve Spurrier	-
2008	South Carolina	Cornerbacks	7-6	4-4	Steve Spurrier	Outback
2009	South Carolina	Spurs/SS/STC/RC	7-6	3-5	Steve Spurrier	Papajohns.com
2010	South Carolina	Spurs/SS/STC/RC	9-5	5-3	Steve Spurrier	Chick-fil-A
2011	Virginia Tech	AHC/Running Backs	11-3	7-1	Frank Beamer	Sugar
2012	Virginia Tech	AHC/Running Backs	7-6	4-4	Frank Beamer	Russell Athletic
2013	Virginia Tech	AHC/Running Backs	8-5	5-3	Frank Beamer	Sun
2014	Virginia Tech	AHC/Running Backs	7-6	3-5	Frank Beamer	Military
2015	Virginia Tech	AHC/Running Backs	7-6	4-4	Frank Beamer	Independence
2016	Georgia	Tight Ends/STC	8-5	4-4	Kirby Smart	Liberty
2017	Georgia	Tight Ends/STC	13-2	7-1	Kirby Smart	Rose (CFP)/ CFP Championship
2018	Oklahoma	AHC/TE/H-Backs	12-2	8-1	Lincoln Riley	Orange (CFP)
2019	Oklahoma	AHC/TE/H-Backs	12-2	8-1	Lincoln Riley	Peach (CFP)
2020	Oklahoma	AHC/TE/H-Backs	9-2	6-2	Lincoln Riley	Cotton
2021	South Carolina	Head Coach	7-6	3-5	Shane Beamer	Duke's Mayo
2022	South Carolina	Head Coach	8-4	4-4		

TOTALS

1995-99	Virginia Tech	Player	47-13	29-6
2000	Georgia Tech	Graduate Assistant	9-3	6-2
2001-03	Tennessee	Graduate Assistant	29-10	18-6
2004-06	Mississippi State	Assistant Coach	9-25	4-20
2007-10	South Carolina	Assistant Coach	29-23	15-17
2011-15	Virginia Tech	Assistant Coach	40-26	23-17
2016-17	Georgia	Assistant Coach	21-7	11-5
2018-20	Oklahoma	Assistant Coach	33-6	22-4
2021	South Carolina	Head Coach	15-10	7-9
1995-99 TOTAL	Player	47-13	29-6	
2000-03 TOTAL	Graduate Assistant	38-13	24-8	
2004-20 TOTAL	Assistant Coach	132-87	75-63	
2021-22 TOTAL	Head Coach	15-10	7-9	
OVERALL		232-123	135-86	





Beamer in Bowl Games

Year	School	Opponent	Bowl Game	Result
1995	Virginia Tech	Texas	Sugar	W, 28-10
1996	Virginia Tech	Nebraska	Orange	L, 21-41
1997	Virginia Tech	North Carolina	Gator	L, 3-42
1998	Virginia Tech	Alabama	Music City	W, 38-7
1999	Virginia Tech	Florida State	Sugar	L, 29-46
2000	Georgia Tech	LSU	Peach	L, 14-28
2001	Tennessee	Michigan	Citrus	W, 45-17
2002	Tennessee	Maryland	Peach	L, 3-30
2003	Tennessee	Clemson	Peach	L, 14-27
2008	South Carolina	Iowa	Outback	L, 10-31
2009	South Carolina	UConn	Papajohns.com	L, 7-20
2010	South Carolina	Florida State	Chick-fil-A	L, 17-26
2011	Virginia Tech	Michigan	Sugar	L, 20-23
2012	Virginia Tech	Rutgers	Russell Athletic	W, 13-10
2013	Virginia Tech	UCLA	Sun	L, 12-42
2014	Virginia Tech	Cincinnati	Military	W, 33-17
2015	Virginia Tech	Tulsa	Independence	W, 55-52
2016	Georgia	TCU	Liberty	W, 31-23
2017	Georgia	Oklahoma	Rose (CFP)	W, 54-48
		Alabama	CFP Championship	L, 23-26
2018	Oklahoma	Alabama	Orange (CFP)	L, 34-45
2019	Oklahoma	LSU	Peach (CFP)	L, 28-63
2021	South Carolina	North Carolina	Duke's Mayo	W, 38-21

Beamer Trends

	2022	All
Overall	8-4	15-10
Home	5-2	10-4
Road	3-2	4-6
Neutral	0-0	1-0
August	0-0	0-0
September	3-2	5-4
October	2-1	4-3
November	3-1	5-3
December	0-0	1-0
January	0-0	0-0
Leading after 1st Quarter	5-0	10-1
Tied after 1st Quarter	1-0	1-0
Trailing after 1st Quarter	2-4	4-9
Leading at Halftime	6-0	11-0
Tied at Halftime	1-0	2-0
Trailing at Halftime	1-4	2-10
Leading after 3rd Quarter	7-0	12-0
Tied after 3rd Quarter	0-0	1-0
Trailing after 3rd Quarter	1-4	2-10
When Scoring First	7-0	12-1
When Opp. Scores First	1-4	3-9
Largest Halftime Lead	22	29
Largest Halftime Deficit	24	31
Come From Behind Win	14	14
Score 20-plus Points	8-1	15-3
Score 30-plus Points	7-1	10-1
Opponents Score 20 or less	4-0	10-1
Decided by 3 or less	1-0	3-1
Decided by 7 or less	2-0	5-2
Decided by 8 or less	2-0	5-2
Decided by 10 or less	3-0	7-2
Rush for 100-plus Yards	6-0	12-1
Rush for 150-plus Yards	5-0	8-1
Pass for 200-plus Yards	6-2	10-4
Pass for 300-plus Yards	2-1	3-1
Total 400-plus Yards	5-1	9-1
Opp. Rush 100 yards or less	1-0	3-0
Opp. Pass 200 yards or less	4-1	8-5
Opp. Total 300 yards or less	2-0	4-0
Commit More Turnovers	1-4	3-7
Commit Fewer Turnovers	4-0	7-2
Commit Equal Turnovers	3-0	5-1
Lead in Time of Possession	3-0	9-2
Trail in Time of Possession	5-4	6-8
Games with a Def. Score	0-0	4-0
Games with a Blocked Kick	3-1	5-2





GREG ADKINS
Offensive Line Coach

- ◆ Second year at South Carolina.
- ◆ Most recently was the offensive line coach at Marshall.
- ◆ Has previous SEC coaching experience at Tennessee and Georgia.
- ◆ Boasts NFL coaching experience with the Buffalo Bills.
- ◆ A 1990 graduate of Marshall where he played as an offensive lineman.



CLAYTON WHITE
Defensive Coordinator/
Inside Linebackers Coach

- ◆ Second year at South Carolina.
- ◆ Scoring defense improved from 105th to 46th in one year.
- ◆ Most recently served as the DC at Western Kentucky.
- ◆ A four-time nominee for the Broyles Award including 2021.
- ◆ Played in the NFL for three seasons after graduating from NC State in 2001.



MONTARIO HARDESTY
Running Backs Coach

- ◆ Second year at South Carolina.
- ◆ Had two players invited to the NFL Combine in 2022.
- ◆ Most recently was the wide receivers coach at Charlotte.
- ◆ Running back who played his collegiate ball at Tennessee.
- ◆ Was a second-round pick by the Cleveland Browns in the 2010 NFL Draft.
- ◆ A native of New Bern, N.C.



TORRIAN GRAY
Defensive Backs Coach

- ◆ Second year at South Carolina.
- ◆ The Gamecocks led the SEC and ranked seventh in the country in pass defense in 2021.
- ◆ Most recently worked as the cornerbacks coach at Florida.
- ◆ Boasts NFL coaching experience with Washington and Chicago.
- ◆ Coached at his alma mater (Virginia Tech) for 10 years following his NFL career.



JUSTIN STEPP
Wide Receivers Coach

- ◆ Second year at South Carolina.
- ◆ Most recently served as the wide receivers coach at Arkansas.
- ◆ Was a finalist for the 2017 FootballScoop Wide Receivers Coach of the Year award.
- ◆ Local product who was raised in the Columbia area and attended Pelion High School.
- ◆ Twin brother, Josh, is an assistant coach at Louisville.



JIMMY LINDSEY
Defensive Line Coach

- ◆ Second year at South Carolina.
- ◆ Most recently was on Lovie Smith's staff at Illinois.
- ◆ Worked on the Western Kentucky staff with Clayton White from 2017-19.
- ◆ Was born in Cheraw, S.C. and grew up in Morven, N.C.
- ◆ Has participated in the NFL's Minority Coaching Internship program with four teams.



LONNIE TEASLEY
Offensive Line Coach

- ◆ Second year at South Carolina.
- ◆ Hired as an offensive analyst.
- ◆ Took over much of the on-field coaching duties with the offensive line early in the 2022 season.
- ◆ Had previous O-line coaching experience at Arkansas Pine-Bluff, Tennessee Tech and N.C. Central.
- ◆ NFL experience with Baltimore.



STERLING LUCAS
Outside Linebackers/
Defensive Ends Coach

- ◆ First year at South Carolina.
- ◆ Orangeburg, S.C. native who joined the staff in January.
- ◆ Spent 2021 as an assistant defensive line coach for the Jacksonville Jaguars.
- ◆ Spent five seasons (2016-20) with the Baltimore Ravens.
- ◆ Began his coaching career at his alma mater, NC State



JODY WRIGHT
Tight Ends Coach

- ◆ First year at South Carolina.
- ◆ Joined the staff in February.
- ◆ Spent the past two seasons in the NFL with the New York Football Giants.
- ◆ Last worked at the collegiate level in 2018 at UAB.
- ◆ Owns four national championship rings in two stints at Alabama under Nick Saban.
- ◆ Played at Jacksonville State.



PETE LEMBO
Associate Head Coach/
Special Teams Coordinator


- ◆ Second year at South Carolina.
- ◆ Semifinalist for the 2022 Broyles Award.
- ◆ Most recently spent two seasons at Memphis.
- ◆ Regarded as one of the top special teams coordinators in college football.
- ◆ Has head coaching experience at Ball State, Elon and Lehigh.



**KAI
KROEGER
ALL-AMERICAN
PUNTER**



THE GAMECOCKS

NATE ADKINS **44**
 TE | 6-3 | 252 | GR | TR
 KNOXVILLE, TENN.
 (BEARDEN/EAST TENNESSEE STATE)

- ◆ First-year graduate transfer tight end from East Tennessee State.
- ◆ Appeared in all 12 games making eight starts.
- ◆ Selected as one of two "Above All Else" Award winners, along with Dakereon Joyner, following the season.
- ◆ Caught eight passes for 90 yards, an average of 11.3 per catch.
- ◆ Had his best game in the regular-season finale against Clemson when he caught four passes for 62 yards, including a season-long 32-yard reception.
- ◆ Fantastic catch against Clemson earned him "You Got Mossed" accolades from NFL on ESPN's Randy Moss and "Catch of the Year" acclaim from SEC Network's Chris Doering.
- ◆ Credited with two receptions for 20 yards against Tennessee, so six of his eight catches and 82 of his 90 yards came in the last two contests.
- ◆ Served as team captain against Missouri.
- ◆ Son of offensive line coach Greg Adkins.

ADKINS' STATISTICS							
Year	GP/GS	Rec	Yds	Avg	TD	Long	
2018*	12/2	5	50	10.0	1	24	
2019*	12/12	25	241	9.6	2	24	
2020*	6/4	10	101	10.1	0	22	
2021*	13/11	33	357	10.8	1	24	
2022	12/8	8	90	11.3	0	32	
Total	55/37	81	839	10.4	4	32	

*-East Tennessee State




ADKINS' HIGHS	
Receptions.....	7, Kennesaw State, 2021
Yards Receiving.....	94, Kennesaw State, 2021
Long Reception.....	32, Clemson, 2022
Receiving Touchdowns.....	1, 5 times
	Last: The Citadel, 2021



KAJUAN BANKS **33**
 DB | 5-10 | 185 | FR | HS
 TALAHASSEE, FLA.
 (GODBY)

- ◆ True freshman defensive back who appeared in all 12 games this season, primarily on special teams, but also at cornerback.
- ◆ Credited with six tackles and one pass breakup.
- ◆ Notched two tackles on two occasions, getting a pair of stops against both Charlotte and Florida.


BANKS' STATISTICS											
Year	GP/GS	UT	AT	TT	TFL	QBS	INT	PBU	QBH	FF	FR
2022	12/0	2	4	6	0.0-0	0.0-0	0	1	0	0	0

NICK BARRETT **93**
 DL | 6-3 | 330 | SO | 1L
 GOLDSBORO, N.C.
 (EASTERN WAYNE)

- ◆ Sophomore defensive lineman who saw action in all 12 games.
- ◆ Credited with 11 tackles and one pass breakup.
- ◆ Had a career-high two tackles on four occasions - Arkansas, South Carolina State, Missouri and Tennessee.
- ◆ Also appeared on special teams.

BARRETT'S STATISTICS											
Year	GP/GS	UT	AT	TT	TFL	QBS	INT	PBU	QBH	FF	FR
2021	9/0	0	0	0	0.0-0	0.0-0	0	0	0	0	0
2022	12/0	2	9	11	0.0-0	0.0-0	0	1	0	0	0
Total	21/0	2	9	11	0.0-0	0.0-0	0	1	0	0	0



CHRISTIAN BEAL-SMITH **8**
 RB | 5-9 | 205 | GR | TR
 WINSTON-SALEM, N.C.
 (EAST FORSYTH/WAKE FOREST)

- ◆ Graduate transfer from Wake Forest.
- ◆ Limited for much of the season due to a foot injury.
- ◆ Saw action in eight contests with one start, rushing 36 times for 148 yards, a 4.1-yard average.

BEAL-SMITH'S STATISTICS							
-RUSHING-							
Year	GP/GS	Att	Yds	Avg	TD	Long	
2017*		-DNP-					
2018*	13/0	47	231	4.9	0	52	
2019*	9/2	71	304	4.3	2	25	
2020*	9/9	142	732	5.2	5	58	
2021*	12/11	131	604	4.6	7	48	
2022	8/1	36	148	4.1	5	52	
Total	51/23	427	2019	4.7	19	58	
-RECEIVING-							
Year	GP/GS	Rec	Yds	Avg	TD	Long	
2017*		-DNP-					
2018*	13/0	1	6	6.0	0	6	
2019*	9/2	6	25	4.2	0	12	
2020*	9/9	5	42	8.4	0	14	
2021*	12/11	9	55	6.1	0	15	
2022	8/1	3	19	6.3	0	9	
Total	51/23	24	147	6.1	0	15	
-KICK RETURNS-							
Year	GP/GS	Ret	Yds	Avg	TD	Long	
2017*		-DNP-					
2018*	13/0	1	20	20.0	0	20	
2019*	9/2	10	143	14.3	0	25	
2020*	9/9	3	32	10.7	0	14	
2021*	12/11	1	27	27.0	0	27	
2022	8/1	0	0	-	0	0	
Total	51/23	15	222	14.8	0	27	

*-Wake Forest

BEAL-SMITH'S HIGHS	
Carries.....	21, Wisconsin, 2020
Rushing Yards.....	130, Campbell, 2020
Long Rush.....	58, Virginia Tech, 2020
Rushing TDs.....	3, Campbell, 2020
100 Yard Rushing Games.....	Four
Receptions.....	3, Army, 2021
Receiving Yards.....	24, Army, 2021
Long Reception.....	15, Army, 2021
Long Kickoff Return.....	27, Army, 2021

- ◆ Added three receptions for 19 yards with a long of nine.
- ◆ Scored five rushing touchdowns... ranked second on the squad in rushing touchdowns and tied for third in TDs scored overall.
- ◆ Rushed for 55 yards on nine carries with two scores against Charlotte.
- ◆ Took advantage of his lone starting assignment against Vanderbilt... tied his season high with 55 rushing yards on three carries and a touchdown... included was a season-long 52-yard touchdown scamper on a 3rd-and-1... it was the longest run from scrimmage by a Gamecock in 2022.
- ◆ Did not play against Georgia State, Kentucky, Florida or Tennessee due to injury.
- ◆ Played in the 2021 TaxSlayer Gator Bowl as a member of the Wake Forest squad that defeated Rutgers, 38-10.





STONE BLANTON **52**
 LB | 6-2 | 235 | FR | HS
 JACKSON, MISS.
 (MADISON-RIDGELAND ACADEMY)

- ◆ True freshman linebacker who has played in 11 games this season.
- ◆ Accumulated six tackles, including four solo stops.
- ◆ Credited with 1.5 tackles for loss and one pass breakup.
- ◆ Logged a pair of tackles against both Texas A&M and Florida.
- ◆ Notched his first career tackle for loss and pass breakup in the win over South Carolina State... also had a half-tackle for loss at Florida.
- ◆ Did not see action against Charlotte.

BLANTON'S STATISTICS

Year	GP/GS	UT	AT	TT	TFL	QBS	INT	PBU	QBH	FF	FR
2022	11/0	4	2	6	1.5-6	0.0-0	0	1	0	0	0



JALEN BROOKS **13**
 WR | 6-2 | 205 | S-SR | 2L
 HARRISBURG, N.C.
 (HICKORY RIDGE/TARLETON STATE)

- ◆ "Super Senior" who returned to the squad in 2022 after missing the final half of the 2021 campaign.
- ◆ One of three players recognized with the Overcoming Adversity Award and one of a trio of players who earned the Community Service Award from the coaching staff at the Senior Banquet.
- ◆ Started all 12 games at wide receiver.
- ◆ Ranks second on the team in both receptions (33) and receiving yards (504), both of which are career highs.
- ◆ Recorded his best game at the D-I level with 88 receiving yards on four catches in the season-opening win over Georgia State.
- ◆ Hauled in a season-high five catches for 53 yards against Georgia.
- ◆ Posted a career-long 54-yard reception against South Carolina State.
- ◆ Logged multiple receptions in each of the first six games and in 10 of 12 games overall.
- ◆ Scored his only receiving TD of the season in the win over Tennessee.
- ◆ Added 51 yards rushing with a touchdown on just four carries, an average of 12.8-yards per tote.
- ◆ Rambled 24 yards for a score at Kentucky, his longest carry of the year.

BROOKS' STATISTICS

-RUSHING-							
Year	GP/GS	Att	Yds	Avg	TD	Long	
2020	6/4	0	0	-	0	0	
2021	6/6	0	0	-	0	0	
2022	12/12	4	51	12.8	1	24	
Total	24/22	4	51	12.8	1	24	

-RECEIVING-							
Year	GP/GS	Rec	Yds	Avg	TD	Long	
2020	6/4	11	100	9.1	0	27	
2021	6/6	14	181	12.9	1	36	
2022	12/12	33	504	15.3	1	54	
Total	24/22	58	785	13.5	2	54	

BROOKS' HIGHS

Receptions.....5, Georgia, 2022
 Yards Receiving.....88, Georgia State, 2022
 Long Reception.....54, S.C. State, 2022
 Receiving Touchdowns.....1, twice
 Kentucky, 2021; Tennessee, 2022
 Carries.....1, 4 times
 Rushing Yards.....24, Kentucky, 2022
 Long Rush.....24, Kentucky, 2022
 Rushing TDs.....1, Kentucky, 2022



AHMAREAN BROWN **10**
 WR | 5-9 | 167 | SR | 1L
 TAMPA, FLA.
 (JEFFERSON/GEORGIA TECH)

- ◆ Senior wide receiver who is in his second season with the Gamecocks after transferring from Georgia Tech.

A. BROWN'S STATISTICS

-PASSING-							
Year	GP/GS	C-A-I	Pct.	Yds	TD	Lg	
2020*	7/7	1-1-0	1.000	9	1	9	
Total	44/20	1-1-0	1.000	9	1	9	

-RUSHING-							
Year	GP/GS	Att	Yds	Avg	TD	Long	
2019*	12/10	1	2	2.0	0	2	
2020*	7/7	2	-1	-0.5	1	2	
2021	13/1	1	0	0.0	0	0	
2022	12/2	4	48	12.0	0	34	
Total	44/20	8	49	6.1	1	34	

-RECEIVING-							
Year	GP/GS	Rec	Yds	Avg	TD	Long	
2019*	12/10	21	396	18.9	7	59	
2020*	7/7	11	183	16.6	1	40	
2021	13/1	11	104	9.5	0	26	
2022	12/2	19	166	8.7	0	26	
Total	44/20	62	849	13.7	8	59	

-KICK RETURNS-							
Year	GP/GS	No	Yds	Avg	TD	Long	
2019*	12/10	3	59	19.7	0	33	
Total	44/20	3	59	19.7	0	33	

-PUNT RETURNS-							
Year	GP/GS	No	Yds	Avg	TD	Long	
2019*	12/10	10	34	3.4	0	23	
2020*	7/7	1	4	4.0	0	4	
2021	13/1	2	4	2.0	0	5	
2022	12/2	2	43	21.5	1	37	
Total	44/20	15	85	5.7	1	37	

*-Georgia Tech

A. BROWN'S HIGHS

Receptions.....4, 3 times
 last, North Carolina, 2021
 Receiving Yards.....75, Boston College, 2020
 Long Reception.....59, Virginia, 2019
 Receiving TDs.....2, NC State, 2019
 Carries.....3, Tennessee, 2022
 Rushing Yards.....39, Tennessee, 2022
 Long Rush.....34, Tennessee, 2022
 Pass Attempts.....1, Louisville, 2020
 Pass Completions.....1, Louisville, 2020
 Passing Yards.....9, Louisville, 2020
 Passing Touchdowns.....1, Louisville, 2020
 Kick Returns.....2, Clemson, 2019
 Kick Return Yards.....33, NC State, 2019
 Long Kick Return.....33, NC State, 2019
 Punt Returns.....5, USF, 2019
 Punt Return Yards.....37, Clemson, 2022
 Long Punt Return.....37, Clemson, 2022
 Punt Return TDs.....1, Georgia State, 2022

- ◆ Played in all 12 games, getting a pair of starts - vs. Charlotte and Tennessee.
- ◆ Hauled in 19 passes for 166 yards on the season, rushed four times for 48 yards and returned two punts for 43 yards and a score.
- ◆ Found the endzone in the win over Georgia State, returning a blocked punt 10 yards for the scoop and score.
- ◆ Caught a pass in 11 of 12 games, only getting shut out against Texas A&M.
- ◆ Top game was a three-catch, 55-yard outing against Charlotte that included a season-long 26-yard reception.
- ◆ Best rushing game was a three-carry, 39-yard effort against Tennessee.
- ◆ Returned a punt 37 yards in the regular season finale at Clemson.



JORDAN BURCH **3**
 EDGE | 6-6 | 275 | JR | 2L
 COLUMBIA, S.C.
 (HAMMOND SCHOOL)

- ◆ Junior EDGE rusher who started all 12 games in 2022.
- ◆ Ranks third on the squad with 56 tackles... ranks second on the team in both tackles for loss (7.5) and sacks (3.5) and leads the team with 10 quarterback hurries.



- ◆ Earned a spot on Phil Steele's fourth-team All-SEC squad.
- ◆ Logged a career game at Arkansas with 10 tackles, doubling his previous career high.
- ◆ Recorded six tackles and a career-high 1.5 sacks in the win over Kentucky.
- ◆ Finished with seven tackles against Florida and six stops against Tennessee... also logged a fumble recovery in the win over the Vols.

BURCH'S STATISTICS

Year	GP/GS	UT	AT	TT	TFL	QBS	INT	PBU	QBH	FF	FR
2020	8/0	9	10	19	2.5-7	0.0-0	0	0	0	0	1
2021	13/1	14	12	26	2.5-9	1.0-4	1	1	3	0	0
2022	12/12	30	26	56	7.5-36	3.5-23	0	3	10	0	1
Total	33/13	53	48	101	12.5-52	4.5-27	1	4	13	0	2

BURCH'S HIGHS

Tackles.....10, Arkansas, 2022
 Sacks.....1.5, Kentucky, 2022
 Tackles for Loss.....2.0, Arkansas, 2022
 QB Hurries.....3, twice:
 Texas A&M, 2021; Charlotte, 2022
 Pass Breakups.....1, Clemson, 2022
 Interceptions.....1, Eastern Illinois, 2021
 Fumble Recoveries.....1, twice:
 Vanderbilt, 2020; Tennessee, 2022



MARCELLAS DIAL

24

DB | 6-0 | 192 | R-JR | 1L

WOODRUFF, S.C.
(WOODRUFF/GEORGIA MILITARY)

- ◆ Played in all 12 games, starting nine at cornerback.
- ◆ Registered 51 tackles with a team-leading three interceptions and a team-high 11 pass breakups... his three interceptions and his 14 passes defended were the second-highest totals in the SEC... his 1.2 passes defended per game tied for 21st in the country.
- ◆ Totaled three three tackles, a career-high three pass breakups and his first collegiate interception in the season-opener against Georgia State.
- ◆ Picked off his second pass of the season against South Carolina State.
- ◆ Credited with a career-high nine tackles in the win over Tennessee.
- ◆ Earned SEC Defensive Player of the Week following his efforts against the Clemson when he finished with two tackles, one interception and tied his career high with three pass breakups (3)... allowed just one catch for 11 yards while being targeted 11 times in the contest.

DIAL'S HIGHS

Tackles.....9, Tennessee, 2022
 Tackles for Loss.....1.0, S.C. State, 2022
 Interceptions.....1, three times:
 last: Clemson, 2022
 Pass Breakups.....3, twice:
 Georgia State & Clemson, 2022

DIAL'S STATISTICS

Year	GP/GS	UT	AT	TT	TFL	QBS	INT	PBU	QBH	FF	FR
2019						-Georgia Military College-					
2020						-Georgia Military College-					
2021	13/7	25	8	33	0.0-0	0.0-0	0	6	0	1	1
2022	12/9	30	11	41	1.0-1	0.0-0	3	11	0	0	0
Total	25/16	55	19	74	1.0-1	0.0-0	3	17	0	1	1



LUKE DOTY

9

QB | 6-1 | 210 | JR | 2L

MYRTLE BEACH, S.C.
(MYRTLE BEACH)

- ◆ Appeared in four games, all in relief, completing 10-of-14 passes (71.4 pct.) for 146 yards with two touchdowns and two interceptions.
- ◆ Also rushed five times for 63 yards, a 12.6 yards per carry average with one rushing touchdown.
- ◆ Best game came in late duty against Georgia when he completed 5-of-8 passes for 76 yards with a touchdown and an interception... the TD pass was a 13-yarder to Traveon Kenion.
- ◆ Tossed a 52-yard touchdown pass to Corey Rucker late in the Charlotte win.

DOTY'S STATISTICS

-PASSING-						
Year	GP/GS	C-A-I	Pct.	Yds	TD	Lg
2020	8/2	43-71-3	60.6	405	2	35
2021	5/4	86-143-3	60.1	975	5	82
2022	4/0	10-14-2	71.4	146	2	52
Total	17/6	139-228-8	61.0	1526	9	82
-RUSHING-						
Year	GP/GS	Att	Yds	Avg	TD	Long
2020	8/2	41	91	2.2	0	17
2021	5/4	34	19	0.6	0	23
2022	4/0	5	63	12.6	1	17
Total	17/6	80	173	2.2	1	23



DOTY'S HIGHS

Pass Attempts.....34, Troy, 2021
 Pass Completions.....20, Troy, 2021
 Passing Yards.....255, Troy, 2021
 Passing TDs.....2, Vanderbilt, 2021
 Long Pass.....82, Vanderbilt, 2021
 Rushing Attempts.....15, Georgia, 2020
 Rushing Yards.....59, Missouri, 2020
 Long Rush.....23, Tennessee, 2021



ERIC DOUGLAS

71

OL | 6-4 | 297 | S-SR | 4L

CHARLOTTE, N.C.
(MALLARD CREEK)

- ◆ "Super Senior" who is in his sixth season and makes the calls on the offensive line from the center position.
- ◆ Started all 12 games at center in 2022 and has made 35-consecutive starts.
- ◆ Has appeared in 56 career games, including 36 games as a starter.
- ◆ His 56 games played is tied for fifth all-time in program history.
- ◆ Presented with the Community Service Award and was named one of the Rex Enright Captains' Award recipients.



NICK EMMAWORI

21

DB | 6-4 | 218 | FR | HS

IRMO, S.C.
(IRMO)

- ◆ True freshman safety who moved into the lineup replacing an injured R.J. Roderick in the first series of the season and remained in that role throughout the remainder of the season, starting the final 11 games.

- ◆ Named to the PFF True Freshman All-America team, the On3 True Freshman All-America squad, the CFN Second Team Freshman All-America unit, the Second Team Freshman All-America team from The Athletic, and the SEC Coaches All-Freshman squad.
- ◆ Shared the Joe Morrison Defensive Team MVP award with Zacch Pickens.
- ◆ Was a Semifinalist for the Shaun Alexander Freshman of the Year Award.
- ◆ Leads the team with and is tied for the 11th in the SEC with 78 tackles, including an SEC-leading 59 solo stops, the most among freshmen in the FBS... the last freshman to lead the Gamecocks in tackles was Skai Moore in 2013.
- ◆ Became the first member of the freshman class of 2022 to earn a starting assignment when he got the call at Arkansas in Game 2... responded with 11 tackles, the first of his two games with double-figures in stops.
- ◆ Posted a career-high 14 tackles, all solo stops, in the loss to No. 1 Georgia... It was the most tackles by a Gamecock since Ernest Jones collected 18 tackles at Ole Miss in 2020.
- ◆ Recovered the fumble in the waning minutes of the Clemson game, preserving the win.

EMMANWORI'S STATISTICS

Year	GP/GS	UT	AT	TT	TFL	QBS	INT	PBU	QBH	FF	FR
2022	12/11	59	19	78	1.0-2	0.0-0	0	1	2	0	1

EMMANWORI'S HIGHS

- Tackles.....14, Georgia, 2022
- Tackles for Loss.....1.0, Missouri, 2022
- Fumble Recovery.....1, Clemson, 2022
- QB Hurries.....1, twice: Arkansas & Florida, 2022
- Pass Breakups.....1, Georgia State, 2022



- ◆ Made his season debut against Arkansas, finishing with a eight tackles.
- ◆ Intercepted a pass against South Carolina State, the second of his career and the first since 2018.
- ◆ Tied a career-high with a dozen tackles in the win over Kentucky, while also posting a sack.
- ◆ Credited with 10 tackles at Florida.

GREENE'S STATISTICS

Year	GP/GS	UT	AT	TT	TFL	QBS	INT	PBU	QBH	FF	FR
2017	10/2	18	4	22	0.0-0	0.0-0	0	0	0	0	0
2018	13/13	32	41	73	3.0-6	0.0-0	1	2	1	1	1
2019	12/9	24	11	35	6.5-18	0.5-0	0	0	2	0	0
2020	1/1	1	0	1	0.0-0	0.0-0	0	0	0	0	0
2021	3/3	4	3	7	1.0-1	0.0-0	0	0	0	0	0
2022	11/10	52	33	65	2.5-15	1.5-13	1	1	0	0	0
Total	50/38	131	92	203	13.0-39	2.0-13	2	3	3	1	1

GREENE'S HIGHS

- Tackles.....12, twice: Texas A&M, 2018; Kentucky, 2022
- Tackles for Loss.....3.0, Appalachian St., 2019
- Sacks.....1.0, Kentucky, 2022
- Pass Breakup.....1, Tennessee, 2022
- Interceptions.....1, twice: Missouri, 2018; S.C. State, 2022
- Forced Fumbles.....1, Akron, 2018
- Fumbles Recovered.....1, Akron, 2018



O'DONNELL FORTUNE

DB | 6-1 | 185 | R-SO | 1L

SUMTER, S.C.
(SUMTER)

25

- ◆ Appeared in eight games logging 14 tackles at a cornerback position.
- ◆ Made his season debut at Arkansas, finishing the game with three tackles.
- ◆ Set a career high in tackles against Georgia with four.
- ◆ Credited with two tackles, his first career interception and first career forced fumble in the win at Vanderbilt.

FORTUNE'S HIGHS

- Tackles.....4, Georgia, 2022
- Interceptions.....1, Vanderbilt, 2022
- Fumble Recoveries.....1, Georgia, 2021
- Forced Fumbles.....1, Vanderbilt, 2022

FORTUNE'S STATISTICS

Year	GP/GS	UT	AT	TT	TFL	QBS	INT	PBU	QBH	FF	FR
2020	3/0	2	1	3	0.0-0	0.0-0	0	0	0	0	0
2021	8/0	2	1	3	0.0-0	0.0-0	0	0	0	0	1
2022	8/0	12	2	14	0.0-0	0.0-0	1	0	0	1	0
Total	19/0	16	4	20	0.0-0	0.0-0	1	0	0	1	1

SHERROD GREENE

LB | 6-1 | 233 | S-SR | 3L

ROCKY MOUNT, N.C.
(ROCKY MOUNT)

44

- ◆ Sixth-year linebacker who was on the Preseason Butkus Award Watch List.
- ◆ Presented with the Overcoming Adversity Award at the team banquet.
- ◆ Played in 11 contests starting the final 10.
- ◆ Finished second on the squad with 65 tackles, including 2.5 tackles for loss and 1.5 sacks.
- ◆ Did not play in the season opener against Georgia State.

JOVAUGHN GWYN

OL | 6-3 | 300 | R-SR | 3L

CHARLOTTE, N.C.
(HARDING UNIVERSITY)

54

- ◆ Fifth-year senior offensive guard who was named to the Coaches' Second Team All-SEC squad and was a fourth-team All-SEC selection by Phil Steele.
- ◆ Presented with the Outstanding Student-Athlete Award, Strength & Conditioning Award and the Most Outstanding Senior Award following at the team banquet following the season.
- ◆ Selected as a Rex Enright Captain for the second-straight season.
- ◆ Named a semifinalist for the William V. Campbell Trophy.
- ◆ Started in 46 consecutive games for Carolina, the most on the squad.
- ◆ Tied for sixth in Carolina history with 46 career starts, while ranking third all-time in consecutive starts.
- ◆ Named SEC Offensive Lineman of the Week following South Carolina's 24-14 win over Kentucky.

TONKA HEMINGWAY

DL | 6-3 | 295 | JR | 2L

CONWAY, S.C.
(CONWAY)

91

- ◆ Junior defensive lineman who played in all 12 games starting eight.
- ◆ Named second-team All-SEC by Phil Steele and earned a spot on the PFF Third Team All-SEC squad.
- ◆ One of three players presented with the Outstanding Student-Athlete Award at the team banquet... also was the 2022 Harold White GPA Award.
- ◆ Logged 29 tackles overall... was third on the squad with 7.0 tackles for loss while leading the team with 4.0 sacks... also credited with four quarterback hurries and a pass breakup.
- ◆ Had a nose for the football, recovering fumbles in back-to-back games against Kentucky and Texas A&M.
- ◆ Credited with four tackles including 1.5 sacks and the fumble recovery at Kentucky.
- ◆ Notched season- and career-highs with five tackles including 2.0 tackles for loss against Missouri.



◆ Showed his versatility and skills by running in a two-point conversion against South Carolina State and hauling in a 16-yard pass reception for a first down on a fake field goal against Vanderbilt.

HEMINGWAY'S STATISTICS

Year	GP/GS	UT	AT	TT	TFL	QBS	INT	PBU	QBH	FF	FR
2020	10/3	11	5	16	1.0-2	0.0-0	0	2	1	1	0
2021	13/0	4	2	6	0.0-0	0.0-0	0	0	0	0	0
2022	12/8	17	12	29	7.0-30	4.0-23	0	1	4	0	2
Total	35/11	32	19	51	8.0-32	4.0-23	0	3	5	1	2

HEMINGWAY'S HIGHS

Tackles..... 5, Missouri, 2022
 Tackles for Loss..... 2.0, Missouri, 2022
 Sacks..... 1.5, Kentucky, 2022
 QB Hurries..... 1, five times last: Tennessee, 2022
 Pass Breakups..... 1, Texas A&M, 2022
 Fumbles Recovered..... 1, twice: Kentucky & Texas A&M, 2022



ALEX HUNTLEY

DL | 6-4 | 305 | R-SO | 1L

BLYTHEWOOD, S.C. (HAMMOND SCHOOL)

95

- ◆ Third-year player who works on the defensive line... appeared in 10 games including a pair of starts.
- ◆ Logged 17 tackles with a pass breakup and a fumble recovery.
- ◆ Started the first two games of the season, collecting four tackles at Arkansas, but suffered a leg injury in that contest that hampered him for some time... did not play against Georgia... saw limited action against Charlotte and South Carolina State and did not play at Kentucky while battling the injury.
- ◆ Tied a season and career high in tackles at Clemson with four.

HUNTLEY'S HIGHS

Tackles..... 4, twice Arkansas & Clemson, 2022
 Tackles for Loss..... 1.0, North Carolina, 2021
 Pass Breakups..... 1, Georgia State, 2022
 Fumble Recovery..... 1, Vanderbilt, 2022

HUNTLEY'S STATISTICS

Year	GP/GS	UT	AT	TT	TFL	QBS	INT	PBU	QBH	FF	FR
2020	1/0	0	1	1	0.0-0	0.0-0	0	0	0	0	0
2021	13/0	9	2	11	1.0-2	0.0-0	0	0	0	0	0
2022	10/2	9	8	17	0.0-0	0.0-0	0	1	0	0	1
Total	24/2	18	11	29	1.0-2	0.0-0	0	1	0	0	1



MITCH JETER

PK | 5-10 | 195 | JR | 2L

SALISBURY, N.C. (CANNON SCHOOL)

98

- ◆ Junior who took over the placekicking duties following the graduation of Parker White, the school's all-time leading scorer... also handled the kickoff duties again this season.
- ◆ One of three player awarded the Outstanding Student-Athlete Award at the team banquet.
- ◆ Was successful on all 10 of his field goal attempts during the season, including a pair of 50-yarders... also hit on 37-of-39 extra point attempts.
- ◆ Connected on field goals of 53- and 51-yards out in his first two career attempts in the season opener against Georgia State.
- ◆ Nailed the game-winning field goal from 35-yards out in the fourth quarter in the win over Clemson.
- ◆ Handled 68 kickoffs, averaging 61.9 yards per kickoff with 44 touchbacks.

JETER'S STATISTICS

-KICKOFFS-					
Year	No.	Yds	Avg.	TB	OB
2020	41	2386	58.2	22	4
2021	53	3340	63.0	29	0
2022	68	4207	61.9	44	1
Total	162	9933	61.3	95	5
-PLACEKICKING-					
Year	GP	FG-A	Pct	Long	PAT-A Pts.
2020	9	0-0	-	-	0-0 0
2021	12	0-0	-	-	2-2 2
2022	12	10-10	100.0	53	37-39 67
Total	33	10-10	100.0	53	39-41 69



BRAD JOHNSON

LB | 6-2 | 238 | S-SR | 4L

PENDLETON, S.C. (PENDLETON)

19

- ◆ Sixth-year senior who played in 11 games in 2022, starting 10.
- ◆ Has appeared in 58 career games, second all-time in Carolina history... only Parker White (60) has appeared in more games in the Garnet & Black.
- ◆ Earned the Rex Enright Captains' Award at the team banquet... was also a team captain in 2020.
- ◆ Credited with 40 tackles including 28 solo stops... had one interception and four quarterback hurries.
- ◆ Posted a season-high six tackles at Arkansas and matched that with six stops against Texas A&M.
- ◆ Pulled down his second career interception in the win over Charlotte, setting up a South Carolina touchdown.
- ◆ Did not play against Missouri due to injury and played very little at Florida due to illness.

B. JOHNSON'S HIGHS

Tackles..... 11, Kentucky, 2021
 Tackles for Loss..... 2.0, Eastern Illinois, 2021
 Interceptions..... 1, twice: Missouri, 2021; Charlotte, 2022
 Sacks..... 1.5, Akron, 2018
 QB Hurries..... 2, Akron, 2018

B. JOHNSON'S STATISTICS

Year	GP/GS	UT	AT	TT	TFL	QBS	INT	PBU	QBH	FF	FR
2017	11/0	4	1	5	1.0-12	1.0-12	0	0	2	0	0
2018	13/2	13	11	24	2.5-11	2.5-11	0	1	4	1	1
2019	4/0	0	1	1	0.0-0	0.0-0	0	0	0	0	0
2020	6/1	3	5	8	0.0-0	0.0-0	0	0	0	0	0
2021	13/13	41	33	74	4.0-23	2.5-20	1	0	0	0	1
2022	11/10	28	12	40	0.0-0	0.0-0	1	0	4	0	0
Total	58/26	89	63	152	7.5-46	6.0-43	2	1	10	1	2



TYREEK JOHNSON **10**
EDGE | 6-3 | 265 | R-JR | 1L
SUMTER, S.C. (LAKEWOOD)

- ◆ Fifth-year player who saw action in 11 contests during the 2022 campaign playing the EDGE rusher position.
- ◆ Credited with nine tackles including six solo stops... had a pair of tackles for loss and recovered a fumble.
- ◆ Posted a career-best three tackles at Arkansas and followed that performance with two tackles against Georgia.
- ◆ Had two tackles, including a tackle for loss, while also recording his first career fumble recovery at Florida.

T. JOHNSON'S HIGHS

Tackles.....	3, Arkansas, 2022
Tackles for Loss.....	1.0, twice S.C. State & Florida, 2022
Fumble Recovery.....	1, Florida, 2022

T. JOHNSON'S STATISTICS

Year	GP/GS	UT	AT	TT	TFL	QBS	INT	PBU	QBH	FF	FR
2018					-Redshirted-						
2019	1/0	1	1	2	0.0-0	0.0-0	0	0	0	0	0
2020					-DNP-						
2021	2/0	0	1	1	0.0-0	0.0-0	0	0	0	0	0
2022	11/0	6	3	9	2.0-15	0.0-0	0	0	0	0	1
Total	14/0	7	5	12	2.0-15	0.0-0	0	0	0	0	1



TRAI JONES **72**
OL | 6-2 | 308 | R-SO | 1L
ABBEVILLE, S.C. (ABBEVILLE)

- ◆ Third-year offensive lineman who played in 11 contests including three starts in 2022.
- ◆ Made appearances in the first five games of the season before sitting out against Kentucky.
- ◆ Played in each of the final six games, including starts at left guard against Missouri, Vanderbilt and Florida.



DAKEREON JOYNER **5**
WR | 6-1 | 215 | R-SR | 3L
NORTH CHARLESTON, S.C. (FORT DORCHESTER)

- ◆ Fifth-year player who saw action as a wide receiver, quarterback and on special teams in 2022... appeared in all 12 games, seeing his most action in the final four contests.
- ◆ Was the starting and winning quarterback and game MVP in the 2021 Duke's Mayo Bowl.
- ◆ Awarded the "Above All Else" Award by the coaches at the team's awards banquet following the season.
- ◆ Caught five passes for 85 yards and a touchdown, rushed 11 times for 48 yards and two scores and completed both of

JOYNER'S HIGHS

Pass Attempts.....	12, Georgia, 2019
Pass Completions.....	9, North Carolina, 2021
Passing Yards.....	160, North Carolina, 2021
Passing TDs.....	1, twice North Carolina, 2021 & Vanderbilt, 2022
Long Pass.....	69, North Carolina, 2021
Carries.....	10, North Carolina, 2021
Yards Rushing.....	64, North Carolina, 2021
Long Rush.....	47, Vanderbilt, 2020
Rushing TDs.....	2, Tennessee, 2022
Receptions.....	5, East Carolina, 2021
Yards Receiving.....	73, Florida, 2022
Long Reception.....	48, Florida, 2022
Receiving TDs.....	1, three times last: Florida, 2022
Kickoff Return Yards.....	75, Kentucky, 2020
Long Kickoff Return.....	52, Kentucky, 2020

his pass attempts for 83 yards and a touchdown.

- ◆ Became the first Gamecock since Deebo Samuel in 2016 to rush for a touchdown, pass for a touchdown and catch a touchdown pass in a season.
- ◆ Threw a 68-yard touchdown strike to Antwane Wells, Jr. In the win over Vanderbilt.
- ◆ Hauled in a 48-yard touchdown pass from Kai Kroeger at Florida, the longest reception of his career... finished the game with two catches for a career-high 73 yards.
- ◆ Rushed six times for 21 yards with a career-best two TDs, completed one pass for 15 yards and hauled in two catches for 13 yards against Tennessee.



KAI KROEGER **39**
P | 6-4 | 207 | JR | 2L
LAKE FOREST, ILL. (LAKE FOREST)

- ◆ Highly-decorated punter who was named a First-Team All-American by ESPN.com and by The Athletic... was a second-team All-American according to Walter Camp and AFCA and a fourth-teamer according to Phil Steele.
- ◆ Named first-team All-SEC by the Associated Press, the league's 14 coaches, Phil Steele and USA TODAY.
- ◆ Awarded the Jim Carlen Special Teams MVP Award and the Nutrition Award at the team banquet.
- ◆ One of 10 semifinalists for the Ray Guy Award... listed on "Ray's 8" six times during the season and was the Ray Guy National Punter of the Week following the Georgia State game.
- ◆ One of four finalists for the Mortell Award, which recognizes the nation's top holder.
- ◆ Named the SEC co-Special Teams Player of the Week following the Vanderbilt game and was the SEC's Special Teams Player of the Week for his performance at Clemson.
- ◆ Averaged 46.8 yards per punt this season, the best mark in the SEC, second in the country and the second-best single-season mark in school history... 17 of his 52 punts traveled 50 or more yards, including a season-long 79-yarder, the third longest in FBS this season... 27 punts (52 pct.) have pinned opponents inside their own 20-yard line, including 13 inside the 10.
- ◆ Completed all three of his pass attempts, two on fake punts (vs. Georgia and at Florida) and one on a fake field goal (vs. Vanderbilt)... threw for 84 yards and a touchdown, logging a passing efficiency rating of 445.2, improving his career mark to a perfect 5-for-5 passing for 150 yards and two touchdowns.
- ◆ Appeared on "Ray's 8" list for his performance against Georgia State, Georgia, Texas A&M, Missouri, Vanderbilt and Florida.
- ◆ Averaged 49.1-yards on seven punts with a long of 79 in the season-opener against Georgia State, earning Ray Guy National Punter of the Week accolades.
- ◆ Averaged 53.6-yards with a long of 69 yards on five punts at Vanderbilt.
- ◆ Threw a 48-yard touchdown pass on a fake punt at Florida.
- ◆ Saved his best game for last when he averaged 53.7 yards on seven punts at Clemson, with three inside the five-yard line.

JOYNER'S STATISTICS

--PASSING--						
Year	GP/GS	C-A-I	Pct.	Yds	TD	Lg
2018	1/0	1-2-0	50.0	1	0	1
2019	8/0	16-28-0	57.1	168	0	25
2020	10/3	0-0-0	-	0	0	0
2021	13/7	9-9-0	100.0	160	1	69
2022	12/0	2-2-0	100.0	83	1	68
Total	44/10	28-41-0	68.3	412	2	69
--RUSHING--						
Year	GP/GS	Att	Yds	Avg	TD	Long
2018	1/0	3	24	8.0	0	11
2019	8/0	29	107	3.7	1	41
2020	10/3	2	61	30.5	1	47
2021	13/7	18	77	4.3	0	17
2022	12/0	11	48	4.4	2	13
Total	44/10	63	317	5.0	4	47
--RECEIVING--						
Year	GP/GS	Rec	Yds	Avg	TD	Long
2018	1/0	0	0	-	0	0
2019	8/0	6	46	7.7	0	13
2020	10/3	7	55	7.9	1	30
2021	13/7	24	221	9.2	1	24
2022	12/0	5	85	17.0	1	48
Total	44/10	42	407	9.7	3	48
--KICK RETURNS--						
Year	GP/GS	Ret	Yds	Avg	TD	Long
2018	1/0	0	0	-	0	0
2019	8/0	0	0	-	0	0
2020	10/3	7	165	23.6	0	52
2021	13/7	2	48	24.0	0	28
2022	12/0	1	12	12.0	0	12
Total	44/10	10	225	22.5	0	52



KROEGER'S STATISTICS

										-PUNTING-			
Year	GP	No.	Yards	Avg.	Long	TB	FC	I20	50+				
2020	10	39	1690	43.3	53	2	15	8	7				
2021	13	59	2534	42.9	73	2	23	23	14				
2022	12	52	2435	46.8	79	5	8	27	17				
Total	35	150	6659	44.4	79	9	46	58	38				
										-PASSING-			
Year	GP	C-A-I	Pct.	Yds	TD	Lg							
2020	10	1-1-0	100.0	22	0	22							
2021	13	1-1-0	100.0	44	1	44							
2022	12	3-3-0	100.0	84	1	48							
Total	35	5-5-0	100.0	150	2	48							

KROEGER'S HIGHS

Punts.....8, East Carolina, 2021
 Punting Average.....56.8, Vanderbilt, 2021
 Longest Punt.....79, Georgia State, 2022
 Most Punt Yards.....376, Clemson, 2022
 Pass Completions.....1, five times:
 last; Florida, 2022
 Pass Attempts.....1, five times:
 last; Florida, 2022
 Passing TDs.....1, twice
 Tennessee, 2021 & Florida, 2022
 Longest Pass.....48, Florida, 2021



VERSHON LEE

53

OL | 6-4 | 308 | JR | 2L

WOODBRIDGE, VA. (FREEDOM)

- ◆ Third-year offensive lineman who appeared in 11 contests in 2022 including seven starts.
- ◆ Started at left guard in each of the first seven games this season.
- ◆ Did not make the trip to Florida due to illness.



XAVIER LEGETTE

17

WR | 6-3 | 220 | SR | 3L

MULLINS, S.C. (MULLINS)

- ◆ Senior wide receiver and kick returner who played in all 12 games, making six starts.
- ◆ Caught 11 passes for 89 yards and a touchdown, rushed five times for 25 yards and returned 13 kicks for 389 yards, a 29.9-yard average with one touchdown.
- ◆ Took the opening kick against Texas A&M 100 yards for a touchdown... it tied for the second-longest return in school history and was the first kick-off return for a touchdown by a Gamecock since Deebo Samuel went the disatnce at Ole Miss in 2018... earned SEC Special Teams Player of the Week accolades for his performance.

LEGETTE'S STATISTICS

								-RECEIVING-			
Year	GP/GS	Rec	Yds	Avg	TD	Long					
2019	11/3	9	80	8.9	1	20					
2020	6/6	7	113	16.1	0	42					
2021	11/4	8	63	7.9	1	20					
2022	12/6	11	89	8.1	1	29					
Total	40/19	35	345	9.9	3	42					
								-KICK RETURNS-			
Year	GP/GS	No	Yds	Avg	TD	Long					
2019	11/3	4	113	28.2	0	50					
2020	6/6	0	0	-	0	-					
2021	11/4	0	0	-	0	-					
2022	12/6	13	389	29.9	1	100					
Total	40/19	17	502	29.5	1	100					

- ◆ Logged kickoff returns of 32- and 31-yards against Charlotte and Arkansas, respectively.
- ◆ Caught two passes for 33 yards and a score at Vanderbilt, while also rushing twice for a career-high 28 yards... all three of the receiving touchdowns in his career have come against the Commodores.
- ◆ Also recorded a pair of catches against Georgia, Missouri and Florida.

LEGETTE'S HIGHS

Receptions.....5, Appalachian St., 2019
 Yards Receiving.....61, Tennessee, 2020
 Long Reception.....42, Tennessee, 2020
 Receiving TDs.....1, three times:
 last; Vanderbilt, 2022
 Carries.....2, Vanderbilt, 2022
 Rushing Yards.....28, Vanderbilt, 2022
 Long Rush.....19, Vanderbilt, 2022
 Kickoff Return Yards.....100, Texas A&M, 2022
 Long Kickoff Return.....100, Texas A&M, 2022
 Kickoff Return TDs.....1, Texas A&M, 2022



BAM MARTIN-SCOTT

22

LB | 6-2 | 235 | R-JR | SQ

FORT WAYNE, IND. (SNIDER/DODGE CITY C.C.)

- ◆ Former junior college linebacker who appeared in all 12 games this season as a reserve linebacker and on special teams.
- ◆ Only Gamecock who hails from the state of Indiana.
- ◆ Credited with 15 tackles including 10 solo stops... had three pass breakups and a quarterback hurry.
- ◆ Notched his lone tackle for loss against Georgia.
- ◆ Recorded his first interception in the win over South Carolina State.
- ◆ Posted a career-high four tackles and forced his first career fumble at Florida.

MARTIN-SCOTT'S HIGHS

Tackles.....4, Florida, 2022
 Tackles for Loss.....1.0, Georgia, 2022
 Interceptions.....1, S.C. State, 2022
 Forced Fumbles.....1, Florida, 2022
 QB Hurries.....1, Charlotte, 2022
 Pass Breakups.....1, twice
 Texas A&M & Vanderbilt, 2022

MARTIN-SCOTT'S STATISTICS

Year	GP/GS	UT	AT	TT	TFL	QBS	INT	PBU	QBH	FF	FR
2019						-Dodge City (Kan.) C.C.-					
2020						-Dodge City (Kan.) C.C.-					
2021	4/0	0	0	0	0.0-0	0.0-0	0	0	0	0	0
2022	12/0	10	5	15	1.0-2	0.0-0	1	3	1	1	0
Total	16/0	10	5	15	1.0-2	0.0-0	1	3	1	1	0



JUJU MCDOWELL

0

RB | 5-9 | 180 | SO | 1L

BAINBRIDGE, GA. (LEE COUNTY)

- ◆ Second-year running back who played in all 12 games making one start.
- ◆ Third on the team in rushing with 191 yards on 56 carries with two touchdowns... also caught 21 passes for 192 yards and a score... added five kickoff returns for 80 yards with a long of 27 yards.

MCDOWELL'S STATISTICS

							-RUSHING-			
Year	GP/GS	Att	Yds	Avg	TD	Long				
2021	12/2	52	248	4.8	2	35				
2022	12/1	56	191	3.4	2	27				
Total	24/3	108	439	4.1	4	35				
							-RECEIVING-			
Year	GP/GS	Rec	Yds	Avg	TD	Long				
2021	12/2	9	53	5.9	0	13				
2022	12/1	21	192	9.1	1	65				
Total	24/3	30	245	8.2	1	65				
							-KICK RETURNS-			
Year	GP/GS	Ret	Yds	Avg	TD	Long				
2021	12/2	15	394	26.3	0	63				
2022	12/1	5	80	16.0	0	27				
Total	24/3	20	474	23.7	0	63				

- ◆ Found the endzone against Arkansas, Charlotte and Tennessee.
- ◆ Was on the receiving end of a career-high four passes against Charlotte.
- ◆ Tallied his season-best performance on the ground in the win over Vanderbilt when he rushed five times for a season-high 48 yards.
- ◆ Made his lone start of the season against Tennessee.
- ◆ Hauled in a career-long 65 yard pass in the win over Clemson.

MCDOWELL'S HIGHS

Carries.....12, Eastern Illinois, 2021
 Yards Rushing.....71, East Carolina, 2021
 Long Rush.....35, North Carolina, 2021
 Rushing TDs.....1, four times:
 last: Charlotte, 2022
 Receptions.....4, Charlotte, 2022
 Yards Receiving.....65, Clemson, 2022
 Long Reception.....65, Clemson, 2022
 Receiving TDs.....1, Tennessee, 2022
 Kickoff Returns.....3, 4 times:
 last, S.C. State, 2022
 Kickoff Return Yards.....81, Tennessee, 2021
 Long Kickoff Return....63, East Carolina, 2021



76 passes (72.4 pct.) for 798 yards and eight touchdowns with two interceptions.

◆ Had maybe the best game by a quarterback in school history in the win over No. 5 Tennessee... completed 30-of-37 passes for 438 yards and a school-record six TDs with no picks... the 30 completions, 438 yards and six TDs were all career highs... also caught a 15-yard pass, the first of his career... was selected as the Walter Camp National Offensive Player of the Week, the CFP National Performer of the Week and the co-SEC Offensive Player of the Week for his efforts.

RATTLER'S STATISTICS

-PASSING-						
Year	GP/GS	C-A-I	Pct.	Yds	TD	Lg
2019	3/0	7-11-0	63.6	81	1	33
2020	11/11	214-317-7	67.5	3031	28	61
2021	9/6	140-187-5	74.9	1483	11	50
2022	12/12	235-353-11	66.6	2780	16	72
Total	35/29	596-868-23	68.7	7375	56	72
-RUSHING-						
Year	GP/GS	Att	Yds	Avg	TD	Long
2019	3/0	3	23	7.7	0	8
2020	11/11	81	160	2.0	6	25
2021	9/6	43	77	1.8	3	22
2022	12/12	66	19	0.3	3	15
Total	35/29	193	279	1.4	12	25

◆ Led Carolina to another Top-10 win following his performance against No. 7 Clemson - finishing 25-of-39 for 360 yards and two touchdowns, while rushing for one touchdown as well... found Antwane Wells for a 72-yard touchdown, the longest passing touchdown of his career in that contest.

RATTLER'S HIGHS

Pass Attempts.....41, Kansas State, 2020
 Pass Completions.....30, three times:
 last: Tennessee, 2022
 Passing Yards.....438, Tennessee, 2022
 Passing TDs.....6, Tennessee, 2022
 Long Pass.....72, Clemson, 2022
 Receptions.....1, Tennessee, 2022
 Yards Receiving.....15, Tennessee, 2022
 Long Reception.....15, Tennessee, 2022
 Rushing Attempts.....14, Texas, 2020
 Rushing Yards.....51, Texas, 2020
 Long Rush.....25, Texas, 2020
 Rushing TDs.....1, 12 times
 last: Clemson, 2022



JAKAI MOORE

55

OL | 6-6 | 305 | R-JR | 2L
 NOKESVILLE, VA.
 (PATRIOT)

- ◆ Fourth-year offensive lineman... appeared in all 12 games on the offensive line in 2022, working at both left tackle and left guard.
- ◆ Earned seven starts on the season, five at left tackle and two at left guard.
- ◆ Moved into the starting lineup in week 4 against Charlotte at left tackle... held that starting position for five-consecutive games.
- ◆ Started the final two games of the regular season at left guard, the wins over Tennessee and Clemson.

JAYLEN NICHOLS

52

OL | 6-5 | 322 | SR | 3L
 CHARLOTTE, N.C.
 (MYERS PARK)

- ◆ Fourth-year offensive lineman... appeared in 11 games, making six starts.
- ◆ Entered the fall as the starter at the left tackle position after earning co-Most Improved Player of the Spring honors for the offense.
- ◆ Started the first two games at left tackle before missing the Georgia game with an injury.
- ◆ Made five-consecutive appearances off the bench before returning to the starting lineup at left tackle for the final four games of the season.

SPENCER RATTLER

7

QB | 6-1 | 215 | R-JR | TR
 PHOENIX, ARIZ.
 (PINNACLE/OKLAHOMA)

- ◆ Junior quarterback who started all 12 games for the Gamecocks in 2022, logging an 8-4 record to run his career mark as a starting QB to 25-6.
- ◆ Was the starting and winning quarterback in the 2020 Cotton Bowl.
- ◆ Along with defensive tackle Zach Pickens, named the Steve Wadiak Team MVP and was one of five Rex Enright Captain's Award winners.
- ◆ Completed 235-of-353 passes (66.6 pct.) for 2,780 yards with 16 touchdowns and 11 interceptions... rushed 66 times for 19 yards with three scores... also caught a 15-yard pass.
- ◆ Owns three of the top-18 single-game passing games in school history, with the fourth-highest mark against Tennessee at 438, the 13th-highest total at Arkansas with 377 and tied for the 18th-best mark at Clemson with 360.
- ◆ Threw a school-record six touchdown passes against Tennessee.
- ◆ Finished the regular season as hot as any quarterback in the country... engineered wins over No. 5 Tennessee and No. 7 Clemson by completing 55-of-

HUNTER ROGERS

36

LS | 6-1 | 205 | R-SO | 1L
 COLUMBIA, S.C.
 (SPRING VALLEY)

- ◆ Third-year deep snapper who handled both the short- and long-snapping duties for the Gamecocks in 2022... played in all 12 games.
- ◆ Named to the Coaches All-SEC Second Team and the Second Team All-SEC by Phil Steele.
- ◆ Rushed one time for five yards in a designed fake in the win over Georgia State, picking up a first down that enabled the Gamecocks to score their first touchdown of the season.
- ◆ Credited with three tackles on the season.
- ◆ Placed on scholarship following the regular season.

T.J. SANDERS

90

DL | 6-5 | 300 | R-FR | SQ
 MARION, S.C.
 (MARION)

- ◆ Redshirt-freshman defensive lineman who has appeared in 11 games this season... did not play against Charlotte.
- ◆ Credited with a dozen tackles including 1.0 sack, a pass breakup and two quarterback hurries.
- ◆ Tallied his first career tackle against Arkansas, first pass breakup against Georgia and first quarterback hurry of the season in the win over South Carolina State... also had a QB hurry at Vanderbilt.



SANDERS' HIGHS

Tackles.....	3, Florida, 2022
Tackles for Loss.....	1.0, Florida, 2022
Sacks.....	1.0, Florida, 2022
QB Hurries.....	1, three times last: Vanderbilt, 2022
Pass Breakups.....	1, Georgia, 2022

◆ Recorded a tackle in each of the final six games of the season, including a career-high three at Florida... also logged his first sack and tackle for loss in that Florida contest.

SANDERS' STATISTICS

Year	GP/GS	UT	AT	TT	TFL	QBS	INT	PBU	QBH	FF	FR
2021	2/0	0	0	0	0.0-0	0.0-0	0	0	1	0	0
2022	11/0	5	7	12	1.0-6	1.0-6	0	1	2	0	0
Total	13/0	5	7	12	1.0-6	1.0-6	0	1	3	0	0



DQ SMITH

1

DB | 6-1 | 212 | FR | HS

**COLUMBIA, S.C.
(SPRING VALLEY)**

- ◆ True freshman defensive back who saw action in all 12 games making 10 starts.
- ◆ Started each of the final 10 games of the season, the first eight at Nickel and the final two at safety.
- ◆ Earned a spot on the CFN Freshman All-American Third-Team.
- ◆ Ranks fourth on the squad with 49 tackles including 38 solo stops.
- ◆ Credited with one tackle for loss, one interception, five pass breakups, two quarterback hurries and a forced fumble.
- ◆ Accounted for one of the two special teams touchdowns against Georgia State, returning a blocked punt 26 yards for the score.
- ◆ Notched his first career interception in the win over Charlotte.
- ◆ Picked up his first collegiate sack and recorded his first career forced fumble in the win over Vanderbilt.
- ◆ Tied Marcelas Dial with a team-high nine tackles in the win over Tennessee, setting a new career high.

SMITH'S STATISTICS

Year	GP/GS	UT	AT	TT	TFL	QBS	INT	PBU	QBH	FF	FR
2022	12/10	38	11	49	1.0-3	1.0-3	1	5	2	1	0

SMITH'S HIGHS

Tackles.....	9, Tennessee, 2022
Tackles for Loss.....	1.0, Vanderbilt, 2022
Sacks.....	1.0, Vanderbilt, 2022
Interception.....	1, Charlotte, 2022
Pass Breakups.....	2, Texas A&M, 2022
Forced Fumbles.....	1, Vanderbilt, 2022
QB Hurries.....	1, twice: Texas A&M & Florida, 2022



BRYAN THOMAS JR.

46

EDGE | 6-2 | 230 | FR | HS

**WINDEMERE, FLA.
(FOUNDATION ACADEMY)**

- ◆ True freshman EDGE rusher who saw action in nine contests.
- ◆ Did not appear in the first three games of the season, then saw action in each of the final nine regular season contests.
- ◆ Credited with six tackles and two quarterback hurries.
- ◆ Notched three tackles each against South Carolina State and Florida.

THOMAS' STATISTICS

Year	GP/GS	UT	AT	TT	TFL	QBS	INT	PBU	QBH	FF	FR
2022	9/0	3	3	6	0.0-0	0.0-0	0	0	2	0	0



JOSH VANN

6

WR | 5-11 | 192 | S-SR | 4L

**TUCKER, GA.
(TUCKER)**

- ◆ Fifth-year "Super Senior" wide receiver who played in all 12 regular season games.
- ◆ Presented with the "Overcoming Adversity" award at the annual team banquet following the season.
- ◆ Caught 18 passes for 296 yards, 16.4-yards per reception, with three touchdowns.
- ◆ Returned 10 punts for 151 yards, an average of 15.1-yards per return... added two kickoff returns for 45 yards.
- ◆ Brought in his first receiving touchdown of the season in the bowl-clinching win over Vanderbilt.
- ◆ Logged a career-long 37-yard punt return at Florida.


VANN'S STATISTICS

-RECEIVING-						
Year	GP/GS	Rec	Yds	Avg	TD	Long
2018	13/1	18	118	6.6	1	16
2019	9/3	19	171	9.0	0	19
2020	10/4	10	88	8.8	1	16
2021	13/12	43	679	15.8	5	61
2022	12/0	18	296	16.4	3	60
Total	57/20	90	1056	11.7	7	61
-RUSHING-						
Year	GP/GS	Att	Yds	Avg	TD	Long
2018	13/1	1	5	5.0	0	5
2019	9/3	1	5	5.0	0	5
2020	10/4	0	0	-	0	-
2021	13/12	5	63	12.6	0	34
2022	12/0	0	0	-	0	0
Total	57/20	7	73	10.4	0	34
-PUNT RETURNS-						
Year	GP/GS	Att	Yds	Avg	TD	Long
2018	13/1	0	0	-	0	-
2019	9/3	2	24	12.0	0	22
2020	10/4	0	0	-	0	-
2021	13/12	7	64	9.1	0	25
2022	12/0	10	151	15.1	0	37
Total	57/20	19	239	12.6	0	37
-KICK RETURNS-						
Year	GP/GS	Att	Yds	Avg	TD	Long
2018	13/1	0	0	-	0	-
2019	9/3	0	0	-	0	-
2020	10/4	0	0	-	0	-
2021	13/12	1	3	3.0	0	3
2022	12/0	2	45	22.5	0	26
Total	57/20	3	48	16.0	0	26

VANN'S HIGHS

Receptions.....	7, Florida, 2021
Yards Receiving.....	128, Georgia, 2021
Long Reception.....	61, Georgia, 2021
Receiving TDs.....	2, Tennessee, 2022
100-Yard Receiving Games.....	Three
Carries.....	2, Troy, 2021
Yards Rushing.....	52, Troy, 2021
Long Rush.....	34, Troy, 2021
Punt Returns.....	3, Georgia State, 2022
Punt Return Yards.....	37, Florida, 2022
Longest Punt Return.....	37, Florida, 2022
Kick Returns.....	2, Tennessee, 2022
Kick Return Yards.....	45, Tennessee, 2022
Longest Kick Return.....	26, Tennessee, 2022





TYSHAWN WANNAMAKER **62**
OL | 6-3 | 308 | R-SO | 1L
ST. MATTHEWS, S.C.
(CALHOUN COUNTY)

- ◆ Third-year interior offensive lineman who was the returning starter at right tackle.
- ◆ Appeared in five games, making three starts.
- ◆ Appeared in the season-opener against Georgia State.
- ◆ Moved into the starting lineup against Georgia in week 3 following an injury to Dylan Wonnum.
- ◆ Started in three-consecutive games, earning the nod against Georgia, Charlotte and South Carolina State.
- ◆ Appeared in just one other contest (Florida).



M.J. WEBB **94**
DL | 6-3 | 313 | S-SR | 3L
RUTLEDGE, GA.
(MORGAN COUNTY)

- ◆ Sixth-year "Super Senior" who works in the interior of the defensive line.
- ◆ Appeared in all 12 regular season games.
- ◆ Credited with 14 tackles including a half-tackle for loss.
- ◆ Recorded at least one tackle in each of the first five games this season before ending that streak in Lexington.
- ◆ Logged a season-high three tackles versus South Carolina St., including a half-tackle for loss.

WEBB'S HIGHS

Tackles.....	8, Kentucky, 2020
Tackles for Loss.....	1.0, Vanderbilt, 2020
QB Hurries.....	1, Ole Miss, 2018
Pass Breakups.....	1, Ole Miss, 2020

WEBB'S STATISTICS

Year	GP/GS	UT	AT	TT	TFL	QBS	INT	PBU	QBH	FF	FR
2017					-Redshirted-						
2018	9/0	1	3	4	0.5-0	0.0-0	0	0	1	0	0
2019					-DNP-						
2020	10/2	9	17	26	1.0-1	0.0-0	0	1	0	0	0
2021	13/0	13	10	23	1.0-0	0.0-0	0	0	0	0	0
2022	12/0	7	7	14	0.5-1	0.0-0	0	0	0	0	0
Total	44/2	30	37	67	3.0-2	0.0-0	0	1	1	0	0



ANTWANE WELLS JR. **3**
WR | 6-1 | 207 | JR | TR
RICHMOND, VA.
(HIGHLAND SPRINGS/JAMES MADISON)

- ◆ Named First-Team All-SEC by the SEC Coaches, PFF and Phil Steele... earned Second Team All-SEC honors from the Associated Press... was a Phil Steele honorable mention All-American.
- ◆ Awarded the Steve Spurrier Offensive MVP for the season.
- ◆ Gamecocks' top receiver with 63 catches for 898 yards and six touchdowns... had more catches and receiving yards than the next two receivers combined.
- ◆ Ranks second in the SEC in both receiving yards and receptions, while ranking fifth in receiving touchdowns.
- ◆ Recorded four 100-yard receiving games, including three in the last four regular season games.
- ◆ Shined at Arkansas, hauling in eight catches for a career-high 189 yards - tying for the 10th-most receiving yards in a single game in program history.

- ◆ Turned in an electric performance in the win over Vanderbilt with four catches for 110 yards and two touchdowns.
- ◆ Put together a career performance in the upset win over Tennessee, corraling a career-high 11 receptions for 177 yards... scored the first rushing touchdown of his career in the win.
- ◆ Hauled in nine of his 11 targets for 131 yards and two touchdowns including a season-long touchdown reception of 72 yards, in the upset win at Clemson.
- ◆ Combined for 20 receptions, 308 yards and two touchdowns in the last two regular season games against Tennessee and Clemson.
- ◆ Passed Deebo Samuel (882) for the 10th-most receiving yards in a single season and needs 14 yards to claim solo ninth.
- ◆ Needs 102 yards to become just the sixth 1,000-yard receiver in program history and first since Pharoah Cooper in 2014.
- ◆ Holds the 10th-most receptions in a single season with 63.

WELLS' STATISTICS

-RECEIVING-						
Year	GP/GS	Rec	Yds	Avg	TD	Long
2020*	8/4	33	603	18.3	6	63
2021*	14/14	83	1250	15.1	15	73
2022	12/5	63	898	14.3	6	72
Total	34/23	179	2751	15.4	27	73


-RUSHING-						
Year	GP/GS	Att	Yds	Avg	TD	Long
2022	12/5	2	12	6.0	1	9
Total	12/5	2	12	6.0	1	9

*-James Madison



WELLS' HIGHS

Receptions.....	11, Tennessee, 2022
Yards Receiving.....	189, Arkansas, 2022
Long Reception.....	73, Maine, 2021
Receiving TDs.....	3, twice: Towson, 2021 & SE Louisiana, 2021
100-Yard Receiving Games.....	12
Carries.....	1, twice: Vanderbilt, 2022; Tennessee, 2022
Yards Rushing.....	9, Vanderbilt, 2022
Longest Rush.....	9, Vanderbilt, 2022
Rushing TDs.....	1, Tennessee, 2022



DEBO WILLIAMS **0**
LB | 6-1 | 237 | R-SO | 1L
SMYRNA, DEL.
(SMYRNA)

- ◆ Redshirt sophomore linebacker who played in all 12 games, making a pair of starts.
- ◆ Tied for fifth on the squad with 42 tackles, including 4.5 tackles for loss and 1.5 sacks... also credited with four quarterback hurries, a forced fumble and a blocked kick.
- ◆ Blocked a punt in the win over South Carolina State.
- ◆ Made his first start against Missouri and responded with a career-high nine tackles.

WILLIAMS' HIGHS

Tackles.....	9, Missouri, 2022
Sacks.....	1.5, Florida, 2022
Tackles for Loss.....	1.5, Florida, 2022
Forced Fumbles.....	1, Vanderbilt, 2022
Blocked Punts.....	2, Eastern Illinois, 2021


- ◆ Came off the bench in the win at Vanderbilt, finishing with four tackles and his first career forced fumble.
- ◆ Earned his second start at Florida and finished with seven tackles, including 1.5 sacks, the first of his career.

WILLIAMS' STATISTICS

Year	GP/GS	UT	AT	TT	TFL	QBS	INT	PBU	QBH	FF	FR
2020					-Delaware - DNP -						
2021	13/0	5	1	6	0.0-0	0.0-0	0	1	0	0	0
2022	12/2	27	15	42	4.5-16	1.5-9	0	0	4	1	0
Total	25/2	32	16	48	4.5-16	1.5-9	0	1	4	1	0



2022 SOUTH CAROLINA GAMECOCKS





2022 IN REVIEW

**NATE
ADKINS**



	SC	OPP
SCORING	380	330
Points Per Game	31.7	27.5
Points Off Turnovers	76	51
FIRST DOWNS	227	265
Rushing	90	125
Passing	113	109
Penalty	24	31
RUSHING YARDAGE	1480	2309
Yards gained rushing	1772	2559
Yards lost rushing	292	250
Rushing Attempts	389	476
Average Per Rush	3.8	4.9
Average Per Game	123.3	192.4
TDs Rushing	27	20
PASSING YARDAGE	3093	2394
Comp-Att-Int	250-372-13	198-370-12
Average Per Pass	8.3	6.5
Average Per Catch	12.4	12.1
Average Per Game	257.8	199.5
TDs Passing	20	21
TOTAL OFFENSE	4573	4703
Total Plays	761	846
Average Per Play	6.0	5.6
Average Per Game	381.1	391.9
KICK RETURNS: #-Yards	21-526	18-310
PUNT RETURNS: #-Yards	12-220	19-85
INT RETURNS: #-Yards	12-157	13-81
KICK RETURN AVERAGE	25.0	17.2
PUNT RETURN AVERAGE	18.3	4.5
INT RETURN AVERAGE	13.1	6.2
FUMBLES-LOST	21-12	17-8
PENALTIES-Yards	82-756	80-662
Average Per Game	63.0	55.2
PUNTS-Yards	52-2435	57-2273
Average Per Punt	46.8	39.9
Net punt average	43.3	34.8
KICKOFFS-Yards	71-4298	63-3781
Average Per Kick	60.5	60.0
Net kick average	38.8	36.8
TIME OF POSSESSION/Game	29:08	30:52
3RD-DOWN Conversions	57/145	68/163
3rd-Down Pct	39%	42%
4TH-DOWN Conversions	12/20	9/17
4th-Down Pct	60%	53%
SACKS BY-Yards	18-122	28-173
MISC YARDS	0	0
TOUCHDOWNS SCORED	50	42
FIELD GOALS-ATTEMPTS	10-10	11-16
RED-ZONE SCORES	(43-51) 84%	(41-49) 84%
RED-ZONE TOUCHDOWNS	(36-51) 71%	(33-49) 67%
PAT-ATTEMPTS	(40-42) 95%	(39-39) 100%
ATTENDANCE	530498	333556
Games/Avg Per Game	7/75785	5/66711
Neutral Site Games		0/0

SCORE BY QUARTERS	1st	2nd	3rd	4th	OT	Total
South Carolina	76	104	107	93	-	380
Opponents	87	102	73	68	-	330

RUSHING	G	Att	Gain	Loss	Net	Avg	TD	Long	Avg/G
MarShawn Lloyd	9	111	621	48	573	5.2	9	45	63.7
Jaheim Bell	12	73	275	14	261	3.6	3	18	21.8
Juju McDowell	12	56	213	22	191	3.4	2	27	15.9
Christian Beal-Smith	8	36	160	12	148	4.1	5	52	18.5
Luke Doty	4	5	63	0	63	12.6	1	17	15.8
Jalen Brooks	12	4	55	4	51	12.8	1	24	4.2
Ahmarean Brown	12	4	48	0	48	12.0	0	34	4.0
Dakereon Joyner	12	11	51	3	48	4.4	2	13	4.0
Dante Miller	6	6	39	1	38	6.3	0	23	6.3
Xavier Legette	12	5	28	3	25	5.0	0	19	2.1
Spencer Rattler	12	66	192	173	19	0.3	3	15	1.6
Antwane Wells Jr.	12	2	12	0	12	6.0	1	9	1.0
Rashad Amos	9	1	9	0	9	9.0	0	6	1.0
Hunter Rogers	12	1	5	0	5	5.0	0	5	0.4
Nate Adkins	12	1	1	0	1	1.0	0	1	0.1
TEAM	12	7	0	12	-12	-1.7	0	0	-1.0
Total.....	12	389	1772	292	1480	3.8	27	52	123.3
Opponents.....	12	476	2559	250	2309	4.9	20	85	192.4

PASSING	G	Effic	Cmp-Att-Int	Pct	Yds	TD	Lng	Avg/G
Spencer Rattler	12	141.45	235-353-11	66.6	2780	16	72	231.7
Luke Doty	4	177.60	10-14-2	71.4	146	2	52	36.5
Kai Kroeger	12	445.20	3-3-0	100.0	84	1	48	7.0
Dakereon Joyner	12	613.60	2-2-0	100.0	83	1	68	6.9
Total.....	12	147.80	250-372-13	67.2	3093	20	72	257.8
Opponents.....	12	120.11	198-370-12	53.5	2394	21	78	199.5

RECEIVING	G	No.	Yds	Avg	TD	Long	Avg/G
Antwane Wells Jr.	12	63	898	14.3	6	72	74.8
Jalen Brooks	12	33	504	15.3	1	54	42.0
Jaheim Bell	12	25	231	9.2	2	46	19.2
Juju McDowell	12	21	192	9.1	1	65	16.0
Austin Stogner	12	20	210	10.5	1	25	17.5
Ahmarean Brown	12	19	166	8.7	0	26	13.8
Josh Vann	12	18	296	16.4	3	60	24.7
MarShawn Lloyd	9	18	176	9.8	2	43	19.6
Xavier Legette	12	11	89	8.1	1	29	7.4
Nate Adkins	12	8	90	11.2	0	32	7.5
Dakereon Joyner	12	5	85	17.0	1	48	7.1
Traevon Kenion	12	3	54	18.0	1	21	4.5
Christian Beal-Smith	8	3	19	6.3	0	9	2.4
Corey Rucker	2	1	52	52.0	1	52	26.0
Tonka Hemingway	12	1	16	16.0	0	16	1.3
Spencer Rattler	12	1	15	15.0	0	15	1.2
Total.....	12	250	3093	12.4	20	72	257.8
Opponents.....	12	198	2394	12.1	21	78	199.5

PUNT RETURNS	No.	Yds	Avg	TD	Long
Josh Vann	10	151	15.1	0	37
Ahmarean Brown	2	43	21.5	1	37
DQ Smith	0	26	0.0	1	26
Total.....	12	220	18.3	2	37
Opponents.....	19	85	4.5	0	23

INTERCEPTIONS	No.	Yds	Avg	TD	Long
Marcellas Dial	3	3	1.0	0	3
Darius Rush	2	59	29.5	0	59
Bam Martin-Scott	1	37	37.0	0	37
David Spaulding	1	9	9.0	0	9
Sherrod Greene	1	26	26.0	0	26
O'Donnell Fortune	1	5	5.0	0	5
Brad Johnson	1	15	15.0	0	15
Cam Smith	1	0	0.0	0	0
DQ Smith	1	3	3.0	0	3
Total.....	12	157	13.1	0	59
Opponents.....	13	81	6.2	1	42



KICK RETURNS	No.	Yds	Avg	TD	Long
Xavier Legette	13	389	29.9	1	100
Juju McDowell	5	80	16.0	0	27
Josh Vann	2	45	22.5	0	26
Dakereon Joyner	1	12	12.0	0	12
Total.....	21	526	25.0	1	100
Opponents.....	18	310	17.2	0	34

FUMBLE RETURNS	No.	Yds	Avg	TD	Long
Tonka Hemingway	2	32	16.0	0	17
Tyreek Johnson	1	0	0.0	0	0
Traveon Kenion	1	0	0.0	0	0
Nick Emmanwori	1	0	0.0	0	0
Zacch Pickens	1	0	0.0	0	0
Alex Huntley	1	0	0.0	0	0
Jordan Burch	1	0	0.0	0	0
Total.....	8	32	4.0	0	17
Opponents.....	12	22	1.8	0	11

SCORING	TD	FGs	PATs				DXP	SafPoints	
			Kick	Rush	Rcv	Pass			
Mitch Jeter	0	10-10	37-39	0-0	0	0-0	0	0	67
MarShawn Lloyd	11	0-0	0-0	0-0	0	0-0	0	0	66
Antwane Wells Jr.	7	0-0	0-0	0-0	0	0-0	0	0	42
Jaheim Bell	5	0-0	0-0	1-1	0	0-0	0	0	32
Christian Beal-Smith	5	0-0	0-0	0-0	0	0-0	0	0	30
Spencer Rattler	3	0-0	0-0	1-1	0	1-2	0	0	20
Josh Vann	3	0-0	0-0	0-0	0	0-0	0	0	18
Juju McDowell	3	0-0	0-0	0-0	0	0-0	0	0	18
Dakereon Joyner	3	0-0	0-0	0-0	0	0-0	0	0	18
Xavier Legette	2	0-0	0-0	0-0	0	0-0	0	0	12
Jalen Brooks	2	0-0	0-0	0-0	0	0-0	0	0	12
Ahmarean Brown	1	0-0	0-0	0-0	1	0-0	0	0	8
Traevon Kenion	1	0-0	0-0	1-1	0	0-0	0	0	8
Corey Rucker	1	0-0	0-0	0-0	0	0-0	0	0	6
Austin Stogner	1	0-0	0-0	0-0	0	0-0	0	0	6
Luke Doty	1	0-0	0-0	0-0	0	0-0	0	0	6
DQ Smith	1	0-0	0-0	0-0	0	0-0	0	0	6
Alex Herrera	0	0-0	3-3	0-0	0	0-0	0	0	3
Tonka Hemingway	0	0-0	0-0	1-1	0	0-0	0	0	2
TEAM	0	0-0	0-0	0-1	0	0-0	0	0	0
Kai Kroeger	0	0-0	0-0	0-0	0	0-1	0	0	0
Total.....	50	10-10	40-42	4-5	1	1-3	0	0	380
Opponents.....	42	11-16	39-39	0-1	1	1-2	0	2	330

FIELD GOALS	M-A	Pct	01-19	20-29	30-39	40-49	50+	Lg	Blk
Mitch Jeter	10-10	100.0	0-0	4-4	4-4	0-0	2-2	53	0

FG SEQUENCE	South Carolina	Opponents
Georgia St.	(53),(51)	-
Arkansas	(28)	50
Georgia	-	(42),(21)
Charlotte	(25),(27)	-
South Carolina St.	-	(21)
Kentucky	(32)	45
Texas A&M	(23)	(51),(26),(28)
Missouri	(39)	(19),21,(50),(32)
Vanderbilt	(31)	44
Florida	-	(28),36
Tennessee	-	(27)
Clemson	(35)	-

Numbers in (parentheses) indicate field goal was made.

PUNTING	No.	Yds	Avg	Long	TB	FC	I20	50+	Blkd
Kai Kroeger	52	2435	46.8	79	5	8	27	17	0
Total.....	52	2435	46.8	79	5	8	27	17	0
Opponents.....	57	2273	39.9	67	1	17	17	10	5

KICKOFFS	No.	Yds	Avg	TB	OB	Retn	Net	YdLn
Mitch Jeter	68	4207	61.9	44	1			
Alex Herrera	3	91	30.3	0	0			
Total.....	71	4298	60.5	44	1	20	38.8	26
Opponents.....	63	3781	60.0	33	4	22	36.8	28

TOTAL OFFENSE	G	Plays	Rush	Pass	Total	Avg/G
Spencer Rattler	12	419	19	2780	2799	233.2
MarShawn Lloyd	9	111	573	0	573	63.7
Jaheim Bell	12	73	261	0	261	21.8
Luke Doty	4	19	63	146	209	52.2
Juju McDowell	12	56	191	0	191	15.9
Christian Beal-Smith	8	36	148	0	148	18.5
Dakereon Joyner	12	13	48	83	131	10.9
Kai Kroeger	12	3	0	84	84	7.0
Jalen Brooks	12	4	51	0	51	4.2
Ahmarean Brown	12	4	48	0	48	4.0
Dante Miller	6	6	38	0	38	6.3
Xavier Legette	12	5	25	0	25	2.1
Antwane Wells Jr.	12	2	12	0	12	1.0
Rashad Amos	9	1	9	0	9	1.0
Hunter Rogers	12	1	5	0	5	0.4
Nate Adkins	12	1	1	0	1	0.1
TEAM	12	7	-12	0	-12	-1.0
Total.....	12	761	1480	3093	4573	381.1
Opponents.....	12	846	2309	2394	4703	391.9

ALL PURPOSE	G	Rush	Rec	PR	KOR	IR	Tot	Avg/G
Antwane Wells Jr.	12	12	898	0	0	0	910	75.8
MarShawn Lloyd	9	573	176	0	0	0	749	83.2
Jalen Brooks	12	51	504	0	0	0	555	46.3
Xavier Legette	12	25	89	0	389	0	503	41.9
Josh Vann	12	0	296	151	45	0	492	41.0
Jaheim Bell	12	261	231	0	0	0	492	41.0
Juju McDowell	12	191	192	0	80	0	463	38.6
Ahmarean Brown	12	48	166	43	0	0	257	21.4
Austin Stogner	12	0	210	0	0	0	210	17.5
Christian Beal-Smith	8	148	19	0	0	0	167	20.9
Dakereon Joyner	12	48	85	0	12	0	145	12.1
Nate Adkins	12	1	90	0	0	0	91	7.6
Luke Doty	4	63	0	0	0	0	63	15.8
Darius Rush	10	0	0	0	0	59	59	5.9
Traevon Kenion	12	0	54	0	0	0	54	4.5
Corey Rucker	2	0	52	0	0	0	52	26.0
Dante Miller	6	38	0	0	0	0	38	6.3
Bam Martin-Scott	12	0	0	0	0	37	37	3.1
Spencer Rattler	12	19	15	0	0	0	34	2.8
DQ Smith	12	0	0	26	0	3	29	2.4
Sherrod Greene	11	0	0	0	0	26	26	2.4
Tonka Hemingway	12	0	16	0	0	0	16	1.3
Brad Johnson	11	0	0	0	0	15	15	1.4
Rashad Amos	9	9	0	0	0	0	9	1.0
David Spaulding	4	0	0	0	0	9	9	2.2
Hunter Rogers	12	5	0	0	0	0	5	0.4
O'Donnell Fortune	7	0	0	0	0	5	5	0.7
Marcellas Dial	12	0	0	0	0	3	3	0.2
TEAM	12	-12	0	0	0	0	-12	-1.0
Total.....	12	1480	3093	220	526	157	5476	456.3
Opponents.....	12	2309	2394	85	310	81	5179	431.6



No.	PLAYER	GP	Tackles			TFL/Yds	Sacks		Pass Def		QBH	Fumbles		Blkd	
			Solo	Ast	Total		No-Yards	Int-Yds	BrUp	Rcv-Yds		FF	Kick	Saf	
21	Nick Emmanwori	12	59	19	78	1.0-2	.	.	1	2	1-0	.	.	.	
44	Sherrod Greene	11	32	33	65	2.5-15	1.5-13	1-26	1	
5	Jordan Burch	12	30	26	56	7.5-36	3.5-23	.	3	10	1-0	.	.	.	
27	DQ Smith	12	38	11	49	1.0-3	1.0-3	1-3	5	2	.	1	.	.	
6	Zacch Pickens	12	22	20	42	4.0-19	2.5-14	.	3	3	1-0	.	.	.	
0	Debo Williams	12	27	15	42	4.5-16	1.5-9	.	.	4	.	1	1	.	
24	Marcellas Dial	12	30	11	41	1.0-1	.	3-3	11	
19	Brad Johnson	11	28	12	40	.	.	1-15	.	4	
8	Gilber Edmond	12	15	24	39	9.0-36	2.0-23	.	.	9	
3	Devonni Reed	11	28	11	39	1.5-4	.	.	1	
28	Darius Rush	10	28	10	38	2.0-14	.	2-59	7	1	.	1	.	.	
91	Tonka Hemingway	12	17	12	29	7.0-30	4.0-23	.	1	4	2-32	.	.	.	
9	Cam Smith	11	23	4	27	1.0-2	.	1-0	5	2	.	.	1	.	
95	Alex Huntley	10	9	8	17	.	.	.	1	.	1-0	.	.	.	
22	Bam Martin-Scott	12	10	5	15	1.0-2	.	1-37	3	1	.	1	.	.	
25	O'Donnell Fortune	8	12	2	14	.	.	1-5	.	.	.	1	.	.	
94	M.J. Webb	12	7	7	14	0.5-1	
90	T.J. Sanders	11	5	7	12	1.0-6	1.0-6	.	1	2	
93	Nick Barrett	12	2	9	11	.	.	.	1	
7	Jordan Strachan	2	5	5	10	3.0-11	1.0-8	
10	Tyreek Johnson	11	6	3	9	2.0-15	1-0	.	.	.	
32	Mohamed Kaba	2	5	3	8	0.5-1	.	.	1	
20	Tyrese Ross	5	3	5	8	0.5-1	
29	David Spaulding	4	5	2	7	1.0-8	.	1-9	3	.	.	1	.	.	
36	BJ Gibson	5	7	.	7	
1	R.J. Roderick	3	6	1	7	1.0-1	
46	Bryan Thomas Jr.	9	3	3	6	2	
52	Stone Blanton	11	4	2	6	1.5-6	.	.	1	
33	Kajuan Banks	12	2	4	6	.	.	.	1	
13	Jalen Brooks	12	3	1	4	1	.	.	
12	Traevon Kenion	12	3	1	4	1-0	.	1	.	
31	Peyton Williams	2	1	2	3	.	.	.	1	
36	Hunter Rogers	12	1	2	3	
17	Xavier Legette	12	2	1	3	
7	Spencer Rattler	12	2	.	2	
4	Terrell Dawkins	3	1	1	2	
85	Payton Mangrum	12	2	.	2	
21	Juju McDowell	12	2	.	2	
43	Joseph Byrnes	2	.	1	1	
23	Isaiah Norris	3	1	.	1	
42	Darryle Ware	8	.	1	1	
44	Nate Adkins	12	1	.	1	1	.	.	
5	Dakereon Joyner	12	1	.	1	
8	Christian Beal-Smith	8	1	.	1	
98	Mitch Jeter	12	.	1	1	
6	Josh Vann	12	1	.	1	
1	MarShawn Lloyd	9	.	1	1	
3	Antwane Wells Jr.	12	1	.	1	
47	King-Demenian Ford	6	2	.	
16	Hot Rod Fitten	1	1	
23	Rashad Amos	9	1	.	
Total.....		12	491	286	777	54-230	18-122	12-157	51	47	8-32	8	6	.	
Opponents.....		12	488	204	692	90-305	28-173	13-81	25	51	12-22	15	1	2	



TOTAL TACKLES	UA-A	TOT	GSU	ARK	UGA	CHAR	SCST	KENT	TAMU	MIZZ	VANDY	FLA	TENN	CU
Nick Emmanwori	59-19	78	3-0	7-4	14-0	2-1	3-0	2-1	3-3	7-1	6-3	4-2	3-3	5-1
Sherrod Greene	32-33	65	DNP	2-6	2-3	3-1	2-1	6-6	3-2	2-1	3-0	4-6	1-6	4-1
Jordan Burch	30-26	56	3-2	4-6	0-1	2-1	1-1	3-3	3-4	2-0	3-1	4-3	4-2	1-2
DQ Smith	38-11	49	2-0	0-2	1-2	3-0	1-0	5-3	3-0	6-1	4-1	4-0	7-2	2-0
Debo Williams	27-15	42	3-2	2-2	1-1	6-0	1-0	-	3-0	4-5	3-1	3-4	-	1-0
Zacch Pickens	22-20	42	-	4-8	1-5	2-0	3-0	2-2	1-1	2-1	3-0	1-1	1-1	2-1
Marcellas Dial	30-11	41	3-0	1-2	4-1	3-0	3-0	2-1	2-0	2-1	0-1	2-2	6-3	2-0
Brad Johnson	28-12	40	5-0	2-4	2-1	1-1	3-0	4-1	5-1	DNP	3-0	-	0-3	3-1
Devonni Reed	28-11	39	4-1	0-4	3-0	5-1	3-1	DNP	4-0	6-1	1-0	2-3	-	-
Gilber Edmond	15-24	39	2-2	1-3	1-1	2-3	2-1	1-6	0-2	3-0	1-0	0-2	0-1	2-3
Darius Rush	28-10	38	1-0	1-3	2-0	DNP	DNP	2-2	6-2	3-1	6-1	1-1	3-0	3-0
Tonka Hemingway	17-12	29	0-1	3-0	-	1-0	1-1	1-3	2-1	3-2	1-1	2-2	1-1	2-0
Cam Smith	23-4	27	2-0	5-0	DNP	1-0	2-0	1-1	1-0	3-0	1-0	1-1	6-1	0-1
Alex Huntley	9-8	17	2-0	0-4	DNP	-	-	DNP	1-0	0-2	0-1	1-1	1-0	4-0
Bam Martin-Scott	10-5	15	-	1-0	1-0	3-0	1-0	1-2	0-1	-	-	3-1	0-1	-
O'Donnell Fortune	12-2	14	DNP	2-1	4-0	2-0	-	DNP	DNP	DNP	2-0	-	-	2-1
M.J. Webb	7-7	14	1-0	0-2	1-1	1-0	0-3	-	1-1	-	-	1-0	-	2-0
T.J. Sanders	5-7	12	-	0-2	-	DNP	0-1	-	0-1	1-0	1-0	2-1	1-1	0-1
Nick Barrett	2-9	11	-	0-2	0-1	1-0	1-1	0-1	-	0-2	-	-	0-2	-
Jordan Strachan	5-5	10	3-1	2-4	DNP	DNP	DNP	DNP	DNP	DNP	DNP	DNP	DNP	DNP
Tyreek Johnson	6-3	9	1-0	1-2	1-1	-	1-0	DNP	-	-	-	2-0	-	-
Tyrese Ross	3-5	8	-	DNP	DNP	DNP	-	DNP	DNP	-	DNP	2-3	1-2	DNP
Mohamed Kaba	5-3	8	3-1	2-2	DNP	DNP	DNP	DNP	DNP	DNP	DNP	DNP	DNP	DNP
David Spaulding	5-2	7	-	DNP	DNP	DNP	DNP	3-2	1-0	1-0	DNP	DNP	DNP	DNP
R.J. Roderick	6-1	7	2-0	DNP	DNP	-	4-1	DNP	DNP	DNP	DNP	DNP	DNP	DNP
BJ Gibson	7-0	7	-	DNP	-	DNP	-	DNP	DNP	-	7-0	DNP	DNP	DNP
Stone Blanton	4-2	6	-	-	0-1	DNP	1-0	-	2-0	-	1-0	0-1	-	-
Bryan Thomas Jr.	3-3	6	DNP	DNP	DNP	-	2-1	-	-	-	-	1-2	-	-
Kajuan Banks	2-4	6	-	0-1	1-0	1-1	-	-	-	-	-	0-2	-	-
Traevon Kenion	3-1	4	-	-	0-1	1-0	-	-	-	-	-	1-0	-	1-0
Jalen Brooks	3-1	4	-	-	1-0	-	-	-	-	-	-	2-0	0-1	-
Peyton Williams	1-2	3	DNP	DNP	DNP	DNP	0-1	DNP	DNP	DNP	DNP	DNP	1-1	DNP
Hunter Rogers	1-2	3	-	0-1	1-0	-	-	-	-	-	-	-	0-1	-
Xavier Legette	2-1	3	-	-	-	1-0	-	-	1-0	-	-	-	0-1	-
Juju McDowell	2-0	2	1-0	-	-	1-0	-	-	-	-	-	-	-	-
Payton Mangrum	2-0	2	-	-	-	1-0	-	-	-	-	1-0	-	-	-
Spencer Rattler	2-0	2	-	-	1-0	-	-	-	-	-	-	1-0	-	-
Terrell Dawkins	1-1	2	-	1-1	-	DNP	DNP	DNP	DNP	DNP	DNP	DNP	DNP	DNP
Nate Adkins	1-0	1	-	-	-	-	-	-	-	-	-	-	-	1-0
Dakereon Joyner	1-0	1	-	-	-	-	-	-	-	-	-	-	1-0	-
Mitch Jeter	0-1	1	-	-	-	-	-	-	-	-	-	-	0-1	-
Christian Beal-Smith	1-0	1	DNP	-	-	-	-	DNP	-	1-0	-	DNP	DNP	-
Darryle Ware	0-1	1	DNP	DNP	-	0-1	-	-	-	-	-	-	DNP	DNP
Antwane Wells Jr.	1-0	1	-	-	-	1-0	-	-	-	-	-	-	-	-
MarShawn Lloyd	0-1	1	-	-	-	-	-	-	0-1	-	DNP	DNP	DNP	-
Josh Vann	1-0	1	-	-	-	-	-	-	-	-	-	1-0	-	-
Isaiah Norris	1-0	1	DNP	DNP	DNP	-	-	DNP	DNP	DNP	1-0	DNP	DNP	DNP
Joseph Byrnes	0-1	1	-	DNP	DNP	DNP	0-1	DNP	DNP	DNP	DNP	DNP	DNP	DNP



Team	1st Score	Rushing Downs	Passing No-Yds-TD	Total Offense Play-Yds-TD	Punts No-Avg	Fumbles No-Lost	Penalties No-Yds	KO Ret. No-Yds	Punt Ret. No-Yds	Int. Ret. No-Yds	3rd Dns	Time of Poss	
Georgia St.	14	14	40-200-1	7-29-1-111-1	69-311-2	9-35.6	0-0	8-75	1-0	0-0	2-5	5-17	24:44
S. Carolina	35	19	32-79-1	23-37-2-227-1	69-306-2	7-49.1	0-0	5-70	0-0	5-96	1-3	3-14	35:16
S. Carolina	30	23	29-40-3	24-39-1-377-1	68-417-4	3-34.7	5-2	5-41	2-55	0-0	3-10	25:22	
Arkansas	44	28	65-295-5	18-21-0-162-1	86-457-6	3-35.7	0-0	10-121	1-34	1-13	1-0	9-16	34:38
Georgia	48	30	35-208-3	21-30-0-339-3	65-547-6	2-49.5	1-0	3-20	1-19	3-8	3-42	5-9	30:40
S. Carolina	7	17	30-92-0	19-34-3-214-1	64-306-1	5-44.4	2-0	5-60	1-25	1-21	0-0	4-13	29:20
Charlotte	20	21	29-79-0	20-35-3-213-3	64-292-3	4-44.2	1-0	6-51	5-77	0-0	1-(-1)	8-14	33:28
S. Carolina	56	28	40-295-6	19-26-1-250-1	66-545-7	0-0.0	1-1	10-67	2-52	2-8	3-18	5-8	26:32
S.C. State	10	13	40-145-1	7-18-3-75-0	58-220-1	7-34.4	2-0	12-117	1-7	0-0	2-0	1-12	30:54
S. Carolina	50	21	31-185-5	24-30-2-219-2	61-404-7	2-37.5	3-1	5-57	3-56	1-30	3-63	5-10	29:06
S. Carolina	24	15	42-179-2	14-19-1-177-1	61-356-3	4-41.5	2-1	4-26	1-24	2-35	1-9	6-14	28:55
Kentucky	14	18	36-121-0	15-27-1-178-2	63-299-2	6-33.3	1-1	5-25	0-0	1-11	1-0	3-12	31:05
Texas A&M	24	23	28-129-1	25-47-1-269-1	75-398-2	6-39.5	2-1	8-38	2-25	4-14	0-0	5-14	33:08
S. Carolina	30	13	35-118-3	12-25-0-168-0	60-286-3	6-49.0	2-2	6-62	1-100	1-4	1-59	8-16	26:52
Missouri	23	20	43-143-2	17-26-0-224-0	69-367-2	4-39.0	0-0	6-45	1-16	1-(-3)	1-0	8-16	36:35
S. Carolina	10	14	23-32-1	20-30-1-171-0	53-203-1	6-43.5	2-1	5-45	3-60	0-0	0-0	5-13	23:25
S. Carolina	38	17	35-208-1	20-28-0-284-4	63-492-5	5-53.6	1-1	12-116	2-37	0-0	2-5	4-12	29:13
Vanderbilt	27	24	41-226-1	18-33-2-228-3	74-454-4	2-51.5	3-2	5-37	2-52	1-(-1)	0-0	3-10	30:47
S. Carolina	6	11	23-44-0	19-27-0-193-1	50-237-1	6-45.0	3-3	11-82	2-30	1-37	0-0	3-11	23:40
Florida	38	26	54-374-3	13-25-0-141-2	79-515-5	2-58.0	4-1	7-50	0-0	3-0	0-0	9-15	36:20
Tennessee	38	31	28-152-1	29-50-0-355-4	78-507-5	3-35.7	1-1	7-60	3-53	1-9	0-0	5-12	21:02
S. Carolina	63	35	38-153-3	31-38-0-453-6	76-606-9	1-55.0	0-0	9-75	2-45	0-0	0-0	8-11	38:58
S. Carolina	31	14	31-55-2	25-39-2-360-2	70-415-4	7-53.7	0-0	5-55	2-42	2-33	1-0	3-13	32:57
Clemson	30	17	37-237-2	8-29-1-99-1	66-336-3	9-45.6	2-2	3-23	1-27	3-37	2-35	7-16	27:03

2022 South Carolina Game-by-Game Starters

Offense

POS.	GSU	ARK	UGA	CHAR	SCSU	KENT	TAMU	MIZZOU	VANDY	FLORIDA	TENN	CLEMSON
WR	Brooks	Brooks	Brooks	Brooks	Brooks	Brooks	Brooks	Brooks	Brooks	Brooks	Brooks	Brooks
WR	Legette	Legette	Legette	A. Brown	Legette	Wells Jr.	Wells Jr.	Wells Jr.	Legette	Legette	Wells Jr.	Weils Jr.
TE	Bell	Bell (WR)	Adkins	Adkins	Adkins	Adkins	Bell	Adkins	Adkins	Adkins	A. Brown	Adkins
TE	Stogner	Stogner	Stogner	Stogner	Stogner	Campbell	Stogner	Stogner	Stogner	Stogner	Bell	Stogner
LT	Nichols	Nichols	Wonnum	Moore	Moore	Moore	Moore	Moore	Nichols	Nichols	Nichols	Nichols
LG	Lee	Lee	Lee	Lee	Lee	Lee	Lee	Jones	Jones	Jones	Moore	Moore
C	Douglas	Douglas	Douglas	Douglas	Douglas	Douglas	Douglas	Douglas	Douglas	Douglas	Douglas	Douglas
RG	Gwyn	Gwyn	Gwyn	Gwyn	Gwyn	Gwyn	Gwyn	Gwyn	Gwyn	Gwyn	Gwyn	Gwyn
RT	Wonnum	Wonnum	Wannamaker	Wannamaker	Wannamaker	Wonnum	Wonnum	Wonnum	Wonnum	Wonnum	Wonnum	Wonnum
QB	Rattler	Rattler	Rattler	Rattler	Rattler	Rattler	Rattler	Rattler	Rattler	Rattler	Rattler	Rattler
RB	Lloyd	Lloyd	Lloyd	Lloyd	Lloyd	Lloyd	Lloyd	Lloyd	Beal-Smith	Bell	McDowell	Bell

Defense

POS.	GSU	ARK	UGA	CHAR	SCSU	KENT	TAMU	MIZZOU	VANDY	FLORIDA	TENN	CLEMSON
EDGE	Burch	Burch	Burch	Burch	Burch	Burch	Burch	Burch	Burch	Burch	Burch	Burch
DT	Pickens	Pickens	Pickens	Pickens	Pickens	Pickens	Pickens	Pickens	Pickens	Pickens	Pickens	Pickens
DT	Huntley	Huntley	Webb	Webb	Hemingway	Hemingway	Hemingway	Hemingway	Hemingway	Hemingway	Hemingway	Hemingway
EDG	Strachan	Strachan	Edmond	Edmond	Edmond	Edmond	Edmond	Edmond	Edmond	Edmond	Edmond	Edmond
LB	Johnson	Johnson	Johnson	Johnson	Johnson	Johnson	Johnson	Williams	Johnson	Williams	Johnson	Johnson
LB	Kaba	Kaba	Greene	Greene	Greene	Greene	Greene	Greene	Greene	Greene	Greene	Greene
NIK	C. Smith	Dial	DQ Smith	DQ Smith	DQ Smith	DQ Smith	DQ Smith	DQ Smith	DQ Smith	DQ Smith	C. Smith	C. Smith
CB	Dial	C. Smith	Dial	Fortune	C. Smith	C. Smith	C. Smith	C. Smith	C. Smith	Dial	Dial	Dial
S	Roderick	Emmanwori	Emmanwori	Emmanwori	Emmanwori	Emmanwori	Emmanwori	Emmanwori	Emmanwori	Emmanwori	Emmanwori	Emmanwori
S	Reed	Reed	Reed	Reed	Reed	Spaulding	Spaulding	Reed	Gibson	Reed	DQ Smith	DQ Smith
CB	Rush	Rush	Rush	Dial	Dial	Dial	Rush	Rush	Rush	Rush	Rush	Rush

2022 South Carolina Game-by-Game Captains

GSU	ARK	UGA	CHAR	SCSU	KENT	TAMU	MIZZOU	VANDY	FLORIDA	TENN	CLEMSON
Gwyn	Brooks	Gwyn	A. Brown	Douglas	Gwyn	Greene	Adkins	Gwyn	Burch	Brooks	Gwyn
Joyner	B. Johnson	Pickens	Douglas	Greene	Lloyd	Gwyn	Kroeger	Pickens	Gwyn	Gwyn	B. Johnson
Pickens	Kaba	Rattler	Hemingway	Gwyn	Pickens	Hemingway	Legette	Rush	Joyner	Pickens	Joyner
Strachan	Rattler	Webb	Reed	Legette	Rattler	Rattler	Pickens	Vann	Pickens	Rush	Pickens



Individual Rushing (Att-Yds/TD)

PLAYER	TOTAL	GSU	ARK	UGA	CHAR	SCSU	KENT	TAMU	MIZZ	VANDY	FLA	TENN	CLEM
MarShawn Lloyd	111-573/9	11-30/1	7-23/1	9-22/0	15-169/3	11-80/1	22-110/1	18-92/2	7-30/0	DNP	DNP	DNP	11-17/0
Jaheim Bell	73-262/3	7-39/0	4-5/1	-	-	2-4/1	4-12/0	2-4/0	-	16-56/0	12-30/0	17-82/0	9-29/1
Juju McDowell	56-191/2	7-14/0	6-35/1	8-33/0	9-23/1	4-13/0	5-17/0	2-0/0	5-1/0	5-48/0	2-11/0	3-4/0	-
Christian Beal-Smith	36-148/5	DNP	-	5-6/0	9-55/2	6-15/1	DNP	8-12/1	3-3/0	3-55/1	DNP	DNP	2-2/0
Luke Doty	5-63/1	-	DNP	2-18/0	2-32/0	1-13/1	DNP	DNP	DNP	DNP	DNP	DNP	DNP
Jalen Brooks	4-51/1	-	-	-	-	-	1-24/1	1-16/0	-	1-4/0	-	-	1-15/0
Ahmarean Brown	4-48/0	-	-	-	-	-	1-9/0	-	-	-	-	3-39/0	-
Dakereon Joyner	11-48/2	-	-	1-3/0	-	-	-	-	-	1-8/0	2-17/0	6-21/2	1-1/0
Dante Miller	6-38/0	2-3/0	-	1-4/0	1-2/0	2-29/0	-	DNP	DNP	DNP	DNP	DNP	DNP
Xavier Legette	5-25/0	-	-	-	-	-	-	-	-	2-28/0	1-1/0	2-2/0	-
Spencer Rattler	66-19/3	4-12/0	12-23/0	2-8/0	3-5/0	5-31/1	8-7/0	4-6/0	8-2/1	3-13/0	6-13/0	5-16/0	6-5/1
Antwane Wells Jr.	2-12/1	-	-	-	-	-	-	-	-	1-9/0	-	1-3/1	-
Rashad Amos	1-9/0	-	-	-	1-9/0	-	-	-	DNP	DNP	-	DNP	-
Hunter Rogers	1-5/0	1-5/0	-	-	-	-	-	-	-	-	-	-	-
Nate Adkins	1-1/0	-	-	1-1/0	-	-	-	-	-	-	-	-	-
TEAM	7-12/0	-	-	1-3/0	-	-	1-0/0	-	-	3-5/0	-	1-2/0	1-2/0

Individual Passing (Cmp-Att-Int-Yds-TD)

	RATTLER	KROEGER	DOTY	JOYNER
GEORGIA STATE	22-37-2-227-1	0-0-0-0-0	0-0-0-0-0	0-0-0-0-0
ARKANSAS	24-39-1-377-1	0-0-0-0-0	DNP	0-0-0-0-0
GEORGIA	13-25-2-118-0	1-1-0-20-0	5-8-1-76-1	0-0-0-0-0
CHARLOTTE	17-23-0-187-0	0-0-0-0-0	2-3-1-63-1	0-0-0-0-0
SC STATE	21-27-2-212-2	0-0-0-0-0	3-3-0-7-0	0-0-0-0-0
KENTUCKY	14-19-1-177-1	0-0-0-0-0	DNP	0-0-0-0-0
TEXAS A&M	12-25-0-168-0	0-0-0-0-0	DNP	0-0-0-0-0
MISSOURI	20-30-1-171-0	0-0-0-0-0	DNP	0-0-0-0-0
VANDERBILT	18-26-0-200-3	1-1-0-16-0	DNP	1-1-0-68-1
FLORIDA	18-26-0-145-0	1-1-0-48-1	DNP	0-0-0-0-0
TENNESSEE	30-37-0-438-6	0-0-0-0-0	DNP	1-1-0-15-0
CLEMSON	25-39-2-360-2	0-0-0-0-0	DNP	0-0-0-0-0

Individual Receiving (Rec-Yds/TD)

PLAYER	TOTAL	GSU	ARK	UGA	CHAR	SCSU	KENT	TAMU	MIZZ	VANDY	FLA	TENN	CLEM
Antwane Wells Jr.	63-898/6	7-55/0	8-189/1	-	2-27/0	7-38/0	3-66/1	3-37/0	7-52/0	4-110/2	2-16/0	11-177/0	9-131/2
Jalen Brooks	33-504/1	4-88/0	2-29/0	5-53/0	3-67/0	3-61/0	3-37/0	-	1-5/0	4-45/0	3-30/0	2-56/1	3-33/0
Josh Vann	18-296/3	1-9/0	-	1-1/0	-	1-5/0	2-16/0	2-41/0	1-20/0	3-32/1	3-40/0	2-78/2	2-56/0
Jaheim Bell	25-231/2	4-18/0	-	1-46/0	2-9/0	2-48/0	2-16/0	2-20/0	-	3-27/0	2-6/0	5-39/2	2-2/0
Austin Stogner	20-210/1	1-7/0	5-43/0	1-12/0	2-17/0	1-15/1	-	3-46/0	4-63/0	1-1/0	-	1-3/0	1-5/0
Juju McDowell	21-192/1	3-18/0	2-26/0	2-32/0	4-13/0	2-8/0	1-4/0	-	2-5/0	-	2-3/0	2-18/1	1-65/0
MarShawn Lloyd	18-176/2	2-31/1	6-72/0	2-4/0	-	3-11/1	2-31/0	2-24/0	-	DNP	DNP	DNP	1-3/0
Ahmarean Brown	19-166/0	1-1/0	1-18/0	2-27/0	3-55/0	1-11/0	1-7/0	-	3-3/0	1-16/0	3-19/0	1-6/0	2-3/0
Nate Adkins	8-90/0	-	-	-	-	1-2/0	-	-	-	1-6/0	-	2-20/0	4-62/0
Xavier Legette	11-89/1	-	-	2-9/0	1-4/0	1-7/0	-	-	2-23/0	2-33/1	2-6/0	1-7/0	-
Dakereon Joyner	5-85/1	-	-	1-1/0	-	-	-	-	-	-	2-73/1	2-13/0	-
Traevon Kenion	3-54/1	-	-	2-33/1	-	-	-	-	-	-	-	1-21/0	-
Corey Rucker	1-52/1	DNP	DNP	DNP	1-52/1	-	DNP	DNP	DNP	DNP	DNP	DNP	DNP
Christian Beal-Smith	3-19/0	DNP	-	-	1-6/0	2-13/0	DNP	-	-	-	DNP	DNP	-
Tonka Hemingway	1-16/0	-	-	-	-	-	-	-	-	1-16/0	-	-	-
Spencer Rattler	1-15/0	-	-	-	-	-	-	-	-	-	-	1-15/0	-

Game-by-Game Leaders

Opponent	Rushing	Passing	Receiving (No.)	Receiving (Yds.)	Tackles
GEORGIA STATE	Bell 7-40-0	Rattler 23-27-2-227-1	Wells 7-55-0	Brooks 4-88-0	Five with
ARKANSAS	McDowell 6-35-1	Rattler 24-39-1-377-1	Wells 8-189-1	Wells 8-189-1	Pickens 4-8-12
GEORGIA	McDowell 8-33-0	Rattler 13-25-2-118-0	Brooks 5-53-0	Brooks 5-53-0	Emmanwori 14-0-14
CHARLOTTE	Lloyd 15-169-3	Rattler 17-23-0-187-0	McDowell 4-13-0	Brooks 3-67-0	Williams 6-0-6/Reed 5-1-6
SC STATE	Lloyd 11-80-1	Rattler 21-27-2-212-2	Wells 7-38-0	Brooks 3-61-0	Roderick 4-1-5
KENTUCKY	Lloyd 22-110-1	Rattler 14-19-1-177-1	Wells 3-66-1/Brooks 3-37-0	Wells 3-66-1	Greene 6-6-12
TEXAS A&M	Lloyd 18-92-2	Rattler 12-25-0-168-0	Stogner 3-46-0/Wells 3-37-0	Stogner 3-46-0	Rush 6-2-8
MISSOURI	Lloyd 7-30-0	Rattler 20-30-1-171-0	Wells 7-52-0	Stogner 4-63-0	Williams 4-5-9
VANDERBILT	Bell 16-56-0	Rattler 16-23-0-186-3	Wells 4-110-2/Brooks 4-45-0	Wells 4-110-2	Emmanwori 6-3-9
FLORIDA	Bell 12-30-0	Rattler 18-26-0-145-0	Three with 3	Joyner 2-73-1	Greene 4-6-10
TENNESSEE	Bell 17-82-0	Rattler 30-37-0-438-6	Wells 11-177-0	Wells 11-177-0	DQ Smith 7-2-9/Dial 6-3-9
CLEMSON	Bell 9-29-1	Rattler 25-29-2-260-2	Wells 9-131-2	Wells 9-131-2	Emmanwori 5-1-6



South Carolina

Georgia State	Qtr	Plays	Yards	TOP	Result
Lloyd 1-yard run	2	9	69	4:27	TD
Jeter 53-yard field goal	2	6	13	1:52	FG
Jeter 51-yard field goal	2	8	42	1:48	FG
Lloyd 16-yard pass from Rattler	3	9	75	4:23	TD
Arkansas	Qtr	Plays	Yards	TOP	Result
Jeter 28-yard field goal	1	6	65	3:10	FG
Lloyd 7-yard run	2	11	70	5:12	TD
Wells Jr. 62-yard pass from Rattler	3	8	88	2:55	TD
McDowell 1-yard run	4	3	76	1:14	TD
Bell 1-yard run	4	10	75	2:39	TD
Georgia	Qtr	Plays	Yards	TOP	Result
Kenion 13-yard pass from Doty	4	6	45	2:11	TD
Charlotte	Qtr	Plays	Yards	TOP	Result
Jeter 25-yard field goal	1	9	54	5:01	FG
Lloyd 25-yard run	2	7	75	2:56	TD
Beal-Smith 1-yard run	2	9	60	2:58	TD
Jeter 27-yard field goal	2	9	85	1:27	FG
Lloyd 14-yard run	3	5	70	2:07	TD
Lloyd 7-yard run	3	2	7	0:11	TD
Beal-Smith 1-yard run	3	5	33	2:04	TD
McDowell 4-yard run	4	8	54	4:39	TD
Rucker 52-yard pass from Doty	4	3	53	1:16	TD
South Carolina State	Qtr	Plays	Yards	TOP	Result
Lloyd 5-yard pass from Rattler	1	6	53	3:03	TD
Bell 1-yard run	2	9	95	4:42	TD
Rattler 6-yard run	2	6	63	2:25	TD
Stogner 15-yard pass from Rattler	3	5	58	2:26	TD
Beal-Smith 1-yard run	3	9	73	3:50	TD
Lloyd 2-yard run	4	1	2	0:05	TD
Doty 13-yard run	4	3	32	0:53	TD
Kentucky	Qtr	Plays	Yards	TOP	Result
Lloyd 2-yard run	1	1	2	0:04	TD
Wells Jr. 42-yard pass from Rattler	3	6	75	2:13	TD
Jeter 32-yard field goal	3	14	70	7:01	FG
Brooks 24-yard run	4	3	72	1:24	TD
Texas A&M	Qtr	Plays	Yards	TOP	Result
Jeter 23-yard field goal	1	4	0	0:50	FG
Beal-Smith 5-yard run	1	4	36	1:44	TD
Lloyd 18-yard run	3	6	51	2:47	TD
Lloyd 4-yard run	4	8	80	5:13	TD
Missouri	Qtr	Plays	Yards	TOP	Result
Rattler 7-yard run	2	12	82	4:02	TD
Jeter 39-yard field goal	3	12	59	4:03	FG
Vanderbilt	Qtr	Plays	Yards	TOP	Result
Legette 29-yard pass from Rattler	1	5	70	2:15	TD
Wells Jr. 68-yard pass from Joyner	1	2	70	0:49	TD
Jeter 31-yard field goal	1	4	4	1:12	FG
Beal-Smith 52-yard run	2	4	80	1:49	TD
Vann 19-yard pass from Rattler	2	9	72	2:12	TD
Wells Jr. 17-yard pass from Rattler	3	12	65	5:59	TD
Florida	Qtr	Plays	Yards	TOP	Result
Joyner 48-yard pass from Kroeger	2	9	75	4:32	TD
Tennessee	Qtr	Plays	Yards	TOP	Result
Bell 19-yard pass from Rattler	1	9	75	4:26	TD
Vann 60-yard pass from Rattler	1	5	65	2:59	TD
McDowell 11-yard pass from Rattler	1	7	64	3:18	TD
Joyner 1-yard run	2	7	74	3:18	TD
Vann 18-yard pass from Rattler	2	9	75	2:54	TD
Wells Jr. 3-yard run	3	9	65	4:50	TD
Bell 2-yard pass from Rattler	4	11	75	6:12	TD
Joyner 3-yard run	4	4	17	2:02	TD
Brooks 20-yard pass from Rattler	4	9	82	5:13	TD
Clemson	Qtr	Plays	Yards	TOP	Result
Wells Jr. 4-yard pass from Rattler	2	8	51	3:08	TD
Rattler 4-yard run	2	4	37	1:31	TD
Bell 2-yard run	3	4	26	1:52	TD
Wells Jr. 72-yard pass from Rattler	3	2	75	0:50	TD
Jeter 35-yard field goal	4	10	54	6:21	FG

Opponents

Georgia State	Qtr	Plays	Yards	TOP	Result
Lewis 17-yard pass from Grainger	2	6	75	1:52	TD
Grainger 4-yard run	3	7	32	2:31	TD
Arkansas	Qtr	Plays	Yards	TOP	Result
Sanders 1-yard run	1	13	63	5:38	TD
Sanders 11-yard run	2	12	75	4:04	TD
Dubinion 1-yard run	2	12	61	4:53	TD
Jefferson 2-yard run	4	14	59	5:17	TD
Thompson 23-yard pass from Jefferson	4	5	41	1:57	TD
Green 1-yard run	4	2	9	0:18	TD
Georgia	Qtr	Plays	Yards	TOP	Result
Bowers 5-yard run	1	10	82	4:33	TD
Milton 1-yard run	1	5	43	2:04	TD
Bowers 6-yard pass from Bennett	2	9	67	3:27	TD
Podlesny 42-yard field goal	2	9	60	3:38	FG
Bowers 78-yard pass from Bennett	3	3	90	1:31	TD
Bennett 11-yard run	3	8	88	3:49	TD
Delp 28-yard pass from Beck	3	2	54	0:59	TD
Zirkel 21-yard field goal	4	13	88	6:37	FG
Charlotte	Qtr	Plays	Yards	TOP	Result
Clemons 2-yard pass from Reynolds	1	13	90	7:00	TD
Tucker 14-yard pass from Reynolds	2	12	81	5:02	TD
Spencer 35-yard pass from Foster	4	4	62	1:19	TD
South Carolina State	Qtr	Plays	Yards	TOP	Result
Nick 1-yard run	3	8	75	4:09	TD
Zimmerman 21-yard field goal	4	8	71	3:43	FG
Kentucky	Qtr	Plays	Yards	TOP	Result
Dingle 16-yard pass from Sheron	2	7	56	3:23	TD
McClain 10-yard pass from Sheron	4	16	75	4:13	TD
Texas A&M	Qtr	Plays	Yards	TOP	Result
Bond 51-yard field goal	1	8	41	3:23	FG
Bond 26-yard field goal	2	6	20	1:25	FG
Wright 9-yard pass from King	2	13	94	8:04	TD
Achane 15-yard run	3	3	24	1:21	TD
Bond 28-yard field goal	4	7	83	0:51	FG
Missouri	Qtr	Plays	Yards	TOP	Result
Cook 3-yard run	1	15	96	6:58	TD
Schrader 1-yard run	2	10	84	5:20	TD
Mevis 17-yard field goal	2	10	75	4:40	FG
Mevis 50-yard field goal	3	6	42	2:25	FG
Mevis 32-yard field goal	4	5	34	2:00	FG
Vanderbilt	Qtr	Plays	Yards	TOP	Result
Skinner Jr. 66-yard pass from Swann	1	4	75	1:53	TD
Skinner Jr. 9-yard pass from Swann	2	8	75	4:13	TD
Smith 1-yard run	3	11	81	5:51	TD
Davis 5-yard pass from Wright	4	11	87	4:18	TD
Florida	Qtr	Plays	Yards	TOP	Result
Richardson 3-yard run	1	14	75	5:43	TD
Pearsall 15-yard pass from Richardson	1	7	64	2:40	TD
Etienne 85-yard run	1	2	85	0:21	TD
Mihalik 28-yard field goal	2	11	82	6:19	FG
Odom 4-yard pass from Richardson	3	3	12	1:15	TD
Johnson Jr. 8-yard run	4	8	48	4:08	TD
Tennessee	Qtr	Plays	Yards	TOP	Result
Small 31-yard run	1	4	75	1:04	TD
Tillman 3-yard pass from Hooker	2	14	75	3:51	TD
McGrath 27-yard field goal	2	12	65	4:08	FG
McCoy 7-yard pass from Hooker	2	11	75	1:52	TD
Fant 41-yard pass from Hooker	3	6	74	1:01	TD
Tillman 21-yard pass from Milton III	4	4	75	0:46	TD
Clemson	Qtr	Plays	Yards	TOP	Result
Uiagalelei 9-yard run	1	8	90	4:08	TD
Williams 11-yard pass from Uiagalelei	2	5	75	2:10	TD
Shipley 11-yard run	34	6	47	2:35	TD

Running Plays (12+ Yards)

No.	Yds	Rusher	Opponent	Qtr	Play Result	Drive Result
1.	13	Lloyd	Georgia St.	1	First Down	TD
2.	13	Bell	Georgia St.	3	First Down	TD
3.	14	McDowell	Arkansas	2	First Down	TD
4.	13	Lloyd	Georgia	1	First Down	Downs
5.	34	Lloyd	Charlotte	1	First Down	FG
6.	22	Lloyd	Charlotte	1	First Down	TD
7.	25	Lloyd	Charlotte	2	TD	TD
8.	16	Beal-Smith	Charlotte	2	First Down	TD
9.	20	Lloyd	Charlotte	3	First Down	TD
10.	14	Lloyd	Charlotte	3	TD	TD
11.	27	Beal-Smith	Charlotte	3	First Down	TD
12.	17	Doty	Charlotte	4	First Down	Fumble
13.	15	Doty	Charlotte	4	First Down	Fumble
14.	15	Lloyd	S.C. State	1	First Down	Punt
15.	31	Lloyd	S.C. State	1	First Down	TD
16.	20	Lloyd	S.C. State	3	First Down	TD
17.	12	Lloyd	S.C. State	4	First Down	Downs
18.	23	Miller	S.C. State	4	First Down	TD
19.	13	Doty	S.C. State	4	TD	TD
20.	18	Lloyd	Kentucky	3	First Down	TD
21.	45	Lloyd	Kentucky	4	First Down	TD
22.	24	Brooks	Kentucky	4	TD	TD
23.	18	Lloyd	Texas A&M	3	TD	TD
24.	24	Lloyd	Texas A&M	4	First Down	TD
25.	16	Brooks	Texas A&M	4	First Down	TD
26.	12	Lloyd	Texas A&M	4	First Down	Downs
27.	12	Lloyd	Missouri	2	Second Down	TD
29.	52	Beal-Smith	Vanderbilt	2	TD	TD
30.	27	McDowell	Vanderbilt	2	First Down	TD
31.	13	McDowell	Vanderbilt	3	First Down	TD
32.	18	Bell	Florida	1	First Down	Punt
33.	13	Joyner	Florida	3	First Down	Punt
34.	13	Joyner	Tennessee	1	First Down	TD
35.	34	Brown	Tennessee	2	First Down	TD
36.	14	Bell	Tennessee	3	First Down	TD
37.	15	Brooks	Clemson	1	First Down	TD

Kick Returns (30+ yards)

No.	Yds	Returner	Opponent	Qtr	Drive Result
1.	31	Legette	Arkansas	4	INT
2.	32	Legette	Charlotte	2	TD
3.	100	Legette	Texas A&M	1	TD

Punt Returns (20+ yards)

No.	Yds	Returner	Opponent	Qtr	Drive Result
1.	26	DQ Smith	Georgia State	4	TD
2.	21	Vann	Georgia	4	TD
3.	30	Vann	S.C. State	4	TD
4.	37	Vann	Florida	4	Downs
5.	37	A. Brown	Clemson	3	TD

Special Teams/Defensive Scores

No.	Yds	Player	Opponent	Qtr	Play
1.	26	DQ Smith	Georgia State	3	Punt Block Return
2.	10	A. Brown	Georgia State	4	Punt Block Return
3.	100	Legette	Texas A&M	1	Kick Return

Passing Plays (18+ Yards)

No.	Yds	Connection	Opponent	Qtr	Play Result	Drive Result
1.	39	Rattler-Brooks	Georgia St.	1	First Down	TD
2.	23	Rattler-Brooks	Georgia St.	3	First Down	TD
3.	18	Rattler-Brooks	Arkansas	1	First Down	Punt
4.	43	Rattler-Lloyd	Arkansas	1	First Down	Field Goal
5.	18	Rattler-Brown	Arkansas	2	First Down	Downs
6.	62	Rattler-Wells	Arkansas	3	TD	TD
7.	30	Rattler-Wells	Arkansas	4	First Down	INT
8.	64	Rattler-Wells	Arkansas	4	First Down	TD
9.	21	Rattler-McDowell	Arkansas	4	First Down	TD
10.	46	Rattler-Bell	Georgia	1	First Down	INT
11.	26	Doty-Brown	Georgia	4	First Down	INT
12.	19	Doty-McDowell	Georgia	4	First Down	INT
13.	19	Doty-Brooks	Georgia	4	First Down	TD
14.	26	Rattler-A. Brown	Charlotte	2	First Down	FG
15.	40	Rattler-Brooks	Charlotte	2	First Down	FG
16.	52	Doty-Rucker	Charlotte	4	TD	TD
17.	54	Rattler-Brooks	S.C. State	2	First Down	TD
18.	23	Rattler-Wells	S.C. State	3	First Down	TD
19.	35	Rattler-Bell	S.C. State	3	First Down	TD
20.	28	Rattler-Lloyd	Kentucky	2	First Down	Punt
21.	42	Rattler-Wells	Kentucky	3	TD	TD
22.	30	Rattler-Brooks	Kentucky	3	First Down	FG
23.	22	Rattler-Wells	Kentucky	4	First Down	Punt
24.	18	Rattler-Stogner	Texas A&M	1	First Down	Punt
25.	20	Rattler-Vann	Texas A&M	2	First Down	Punt
26.	26	Rattler-Wells	Texas A&M	2	First Down	Punt
27.	20	Rattler-Lloyd	Texas A&M	3	First Down	Punt
28.	20	Rattler-Stogner	Texas A&M	3	First Down	TD
29.	21	Rattler-Vann	Texas A&M	4	First Down	TD
30.	25	Rattler-Stogner	Missouri	2	First Down	TD
31.	20	Rattler-Vann	Missouri	3	First Down	FG
32.	20	Rattler-Stogner	Missouri	4	First Down	Punt
33.	29	Rattler-Legette	Vanderbilt	1	TD	TD
34.	68	Joyner-Wells	Vanderbilt	1	TD	TD
35.	20	Rattler-Wells	Vanderbilt	2	First Down	TD
36.	19	Rattler-Vann	Vanderbilt	2	TD	TD
37.	18	Rattler-Bell	Vanderbilt	3	First Down	TD
38.	18	Rattler-Vann	Florida	1	First Down	Punt
39.	48	Kroeger-Joyner	Florida	2	TD	TD
40.	25	Rattler-Joyner	Florida	4	First Down	End of Game
41.	21	Rattler-Kenion	Tennessee	1	First Down	TD
42.	19	Rattler-Bell	Tennessee	1	TD	TD
43.	24	Rattler-Wells	Tennessee	1	First Down	TD
44.	60	Rattler-Vann	Tennessee	1	TD	TD
45.	36	Rattler-Brooks	Tennessee	1	First Down	TD
46.	27	Rattler-Wells	Tennessee	2	First Down	TD
47.	18	Rattler-Vann	Tennessee	2	TD	TD
48.	28	Rattler-Wells	Tennessee	3	First Down	TD
49.	25	Rattler-Wells	Tennessee	3	First Down	TD
50.	36	Rattler-Wells	Tennessee	4	First Down	TD
51.	20	Rattler-Brooks	Tennessee	4	TD	TD
52.	22	Rattler-Vann	Clemson	1	First Down	Punt
53.	34	Rattler-Vann	Clemson	1	First Down	Punt
54.	32	Rattler-Adkins	Clemson	1	First Down	TD
55.	23	Rattler-Brooks	Clemson	2	First Down	TD
56.	65	Rattler-McDowell	Clemson	2	First Down	INT
57.	18	Rattler-Adkins	Clemson	3	First Down	TD
58.	72	Rattler-Wells	Clemson	3	TD	TD

INT/Fumble Returns (20+ yards)

No.	Yds	Returner	Opponent	Qtr	Play	Drive Result
1.	26	Greene	S.C. State	2	INT	INT
2.	37	Martin-Scott	S.C. State	4	INT	Downs
3.	59	Rush	Texas A&M	1	INT	FG

2022 Drive Chart Summary

South Carolina	Opp.	Drives	TD	FG	MissFG	Punt	Downs	Fum	INT	SAF	Half	3-Out
GSU	13	2	2	0	7	0	0	2	0	0	0	5
ARK	13	4	1	0	3	1	2	1	1	0	0	3
UGA	11	1	0	0	5	1	0	3	0	1	2	2
CHAR	11	7	2	0	0	0	1	1	0	0	0	0
SCSU	12	7	0	0	2	1	0	2	0	0	2	2
KENT	12	3	1	0	4	2	1	1	0	0	0	4
TAMU	13	3	1	0	6	1	2	0	0	0	0	5
MIZZ	11	1	1	0	6	0	1	1	0	1	4	4
VANDY	13	5	1	0	5	0	1	0	0	1	4	4
FLA	12	1	0	0	6	1	3	0	0	1	6	6
TENN	12	9	0	0	1	0	0	0	0	2	1	1
CLEM	17	4	1	0	7	0	0	2	1	2	6	6
TOT	150	47	10	0	52	7	11	13	2	8	42	

Opponents	Opp.	Drives	TD	FG	MissFG	Punt	Downs	Fum	INT	SAF	Half	3-Out
GSU	15	2	0	0	9	2	0	1	0	1	7	7
ARK	12	6	0	1	3	1	0	0	0	1	1	1
UGA	11	6	2	0	2	0	0	0	0	1	2	2
CHAR	11	3	0	0	4	0	0	3	0	1	4	4
SCSU	14	1	1	0	7	0	0	3	0	2	7	7
KENT	12	2	0	1	6	0	1	1	0	1	3	3
TAMU	16	2	3	0	6	1	1	1	0	2	3	3
MIZZ	11	2	3	1	4	0	0	0	0	1	3	3
VANDY	13	4	0	1	2	1	2	2	0	1	3	3
FLA	12	5	1	1	2	1	1	0	0	1	0	0
TENN	11	5	1	0	3	1	1	0	0	0	1	1
CLEM	13	3	0	0	9	0	0	1	0	0	4	4
TOT	151	41	11	5	57	7	6	12	0	12	38	



Carolina Team Game Highs

Rushes	42	at Kentucky (Oct 08, 2022)
Yards Rushing	295	vs Charlotte (Sep 24, 2022)
Yards Per Rush	7.4	vs Charlotte (Sep 24, 2022)
TD Rushes	6	vs Charlotte (Sep 24, 2022)
Pass attempts	39	at Arkansas (Sep 10, 2022) at Clemson (Nov 26, 2022)
Pass completions	31	vs Tennessee (Nov 19, 2022)
Yards Passing	453	vs Tennessee (Nov 19, 2022)
Yards Per Pass	11.9	vs Tennessee (Nov 19, 2022)
TD Passes	6	vs Tennessee (Nov 19, 2022)
Total Plays	76	vs Tennessee (Nov 19, 2022)
Total Offense	606	vs Tennessee (Nov 19, 2022)
Yards Per Play	8.3	vs Charlotte (Sep 24, 2022)
Points	63	vs Tennessee (Nov 19, 2022)
Sacks By	6	at Kentucky (Oct 08, 2022)
First Downs	35	vs Tennessee (Nov 19, 2022)
Penalties	12	at Vanderbilt (Nov 05, 2022)
Penalty Yards	116	at Vanderbilt (Nov 05, 2022)
Turnovers	3	4 times
Interceptions By	3	vs Charlotte (Sep 24, 2022) vs South Carolina St. (Sep 29, 2022)
Punts	7	vs Georgia St. (Sep 03, 2022) at Clemson (Nov 26, 2022)
Punting Avg	55.0	vs Tennessee (Nov 19, 2022)
Long Punt	79	vs Georgia St. (Sep 03, 2022)
Punts inside 20	5	vs Georgia (Sep 17, 2022) at Clemson (Nov 26, 2022)
Long Punt Return	37	at Florida (Nov 12, 2022) at Clemson (Nov 26, 2022)

Carolina Individual Game Highs

Rushes	22	Lloyd,MarShawn at Kentucky (Oct 08, 2022)
Yards Rushing	169	Lloyd,MarShawn vs Charlotte (Sep 24, 2022)
TD Rushes	3	Lloyd,MarShawn vs Charlotte (Sep 24, 2022)
Long Rush	52	Beal-Smith,Chri at Vanderbilt (Nov 05, 2022)
Pass attempts	39	Rattler,Spencer at Arkansas (Sep 10, 2022) Rattler,Spencer at Clemson (Nov 26, 2022)
Pass completions	30	Rattler,Spencer vs Tennessee (Nov 19, 2022)
Yards Passing	438	Rattler,Spencer vs Tennessee (Nov 19, 2022)
TD Passes	6	Rattler,Spencer vs Tennessee (Nov 19, 2022)
Long Pass	72	Rattler,Spencer at Clemson (Nov 26, 2022)
Receptions	11	Wells Jr.,Antwa vs Tennessee (Nov 19, 2022)
Yards Receiving	189	Wells Jr.,Antwa at Arkansas (Sep 10, 2022)
TD Receptions	2	4 with
Long Reception	72	Wells Jr.,Antwa at Clemson (Nov 26, 2022)
Field Goals	2	Jeter,Mitch vs Georgia St. (Sep 03, 2022) Jeter,Mitch vs Charlotte (Sep 24, 2022)
Long Field Goal	53	Jeter,Mitch vs Georgia St. (Sep 03, 2022)
Punts	7	Kroeger,Kai vs Georgia St. (Sep 03, 2022) Kroeger,Kai at Clemson (Nov 26, 2022)
Punting Avg	55.0	Kroeger,Kai vs Tennessee (Nov 19, 2022)
Long Punt	79	Kroeger,Kai vs Georgia St. (Sep 03, 2022)
Punts inside 20	5	Kroeger,Kai vs Georgia (Sep 17, 2022) Kroeger,Kai at Clemson (Nov 26, 2022)
Long Punt Return	37	Vann,Josh at Florida (Nov 12, 2022) Brown,Ahmarean at Clemson (Nov 26, 2022)
Long Kickoff Return	100	Legette,Xavier vs Texas A&M (Oct 22, 2022)
Tackles	14	Emmanwori,Nick vs Georgia (Sep 17, 2022)
Sacks	1.5	Burch,Jordan at Kentucky (Oct 08, 2022) Hemingway,Tonka at Kentucky (Oct 08, 2022) Williams,Debo at Florida (Nov 12, 2022)
Tackles For Loss	2.5	Edmond,Gilber vs Charlotte (Sep 24, 2022)
Interceptions	1	12 Players tied

Opponent Team Game Highs

Rushes	65	at Arkansas (Sep 10, 2022)
Yards Rushing	374	at Florida (Nov 12, 2022)
Yards Per Rush	6.9	at Florida (Nov 12, 2022)
TD Rushes	5	at Arkansas (Sep 10, 2022)
Pass attempts	50	vs Tennessee (Nov 19, 2022)
Pass completions	29	vs Tennessee (Nov 19, 2022)
Yards Passing	355	vs Tennessee (Nov 19, 2022)
Yards Per Pass	11.3	vs Georgia (Sep 17, 2022)
TD Passes	4	vs Tennessee (Nov 19, 2022)
Total Plays	86	at Arkansas (Sep 10, 2022)
Total Offense	547	vs Georgia (Sep 17, 2022)
Yards Per Play	8.4	vs Georgia (Sep 17, 2022)
Points	48	vs Georgia (Sep 17, 2022)
Sacks By	6	at Arkansas (Sep 10, 2022)
First Downs	31	vs Tennessee (Nov 19, 2022)
Penalties	12	vs South Carolina St. (Sep 29, 2022)
Penalty Yards	121	at Arkansas (Sep 10, 2022)
Turnovers	4	at Vanderbilt (Nov 05, 2022)
Interceptions By	3	vs Georgia (Sep 17, 2022)
Punts	9	vs Georgia St. (Sep 03, 2022) at Clemson (Nov 26, 2022)
Punting Avg	58.0	at Florida (Nov 12, 2022)
Long Punt	67	at Florida (Nov 12, 2022)
Punts inside 20	3	at Clemson (Nov 26, 2022)
Long Punt Return	23	at Clemson (Nov 26, 2022)

Opponent Individual Game Highs

Rushes	24	Sanders,Raheim, at Arkansas (Sep 10, 2022) Johnson Jr.,Mon, at Florida (Nov 12, 2022)
Yards Rushing	167	Davis,Ray, at Vanderbilt (Nov 05, 2022)
TD Rushes	2	Sanders,Raheim, at Arkansas (Sep 10, 2022)
Long Rush	85	Etienne,Trevor, at Florida (Nov 12, 2022)
Pass attempts	42	Hooker,Hendon, vs Tennessee (Nov 19, 2022)
Pass completions	25	Hooker,Hendon, vs Tennessee (Nov 19, 2022)
Yards Passing	284	Bennett,Stetson, vs Georgia (Sep 17, 2022)
TD Passes	3	Hooker,Hendon, vs Tennessee (Nov 19, 2022)
Long Pass	78	Bennett,Stetson, vs Georgia (Sep 17, 2022)
Receptions	10	Lovett,Dominic, vs Missouri (Oct 29, 2022)
Yards Receiving	148	Lovett,Dominic, vs Missouri (Oct 29, 2022)
TD Receptions	2	Bowers,Brock, vs Georgia (Sep 17, 2022) Skinner Jr.,Qui, at Vanderbilt (Nov 05, 2022) Tillman,Cedric, vs Tennessee (Nov 19, 2022)
Long Reception	78	Bowers,Brock, vs Georgia (Sep 17, 2022)
Field Goals	3	Bond,Randy, vs Texas A&M (Oct 22, 2022) Mevis,Harrison, vs Missouri (Oct 29, 2022)
Long Field Goal	51	Bond,Randy, vs Texas A&M (Oct 22, 2022)
Punts	8	Swanson,Aidan, at Clemson (Nov 26, 2022)
Punting Avg	58.0	Crawshaw,Jeremy, at Florida (Nov 12, 2022)
Long Punt	67	Crawshaw,Jeremy, at Florida (Nov 12, 2022)
Punts inside 20	3	Swanson,Aidan, at Clemson (Nov 26, 2022)
Long Punt Return	23	Williams,Antoni, at Clemson (Nov 26, 2022)
Long Kickoff Return	34	Pool,Bumper, at Arkansas (Sep 10, 2022)
Tackles	11	Sanders,Drew, at Arkansas (Sep 10, 2022) Henry,K.J., at Clemson (Nov 26, 2022)
Sacks	2.0	Sanders,Drew, at Arkansas (Sep 10, 2022) McGuire,Isaiah, vs Missouri (Oct 29, 2022) Trotter Jr.,Jer, at Clemson (Nov 26, 2022)
Tackles For Loss	3.0	Sanders,Drew, at Arkansas (Sep 10, 2022) McKinney,Jamal, vs South Carolina St. (Sep 29, 2022) McGuire,Isaiah, vs Missouri (Oct 29, 2022) Young,Byron, vs Tennessee (Nov 19, 2022) Beasley,Aaron, vs Tennessee (Nov 19, 2022) Trotter Jr.,Jer, at Clemson (Nov 26, 2022)
Interceptions	2	White,Quavian, vs Georgia St. (Sep 03, 2022)



The Last Time South Carolina...

- SHUT OUT AN OPPONENT:**
46-0, vs Eastern Illinois (9/4/21)
- WAS SHUT OUT:**
30-0, vs. Clemson (11/27/21)
- SCORED ON A SAFETY:**
vs UCF (9/26/15)
- ALLOWED A SAFETY:**
at Clemson (11/26/22)
- FORCED 4+ TURNOVERS:**
4, vs. Vanderbilt (11/5/22)
- FORCED 5+ TURNOVERS:**
5, vs. Michigan (1/1/18)
- FORCED 6+ TURNOVERS:**
6, vs. Clemson (11/30/13)
- RETURNED A KICKOFF FOR A TD:**
Xavier Legette, 100 yards vs. Texas A&M (10/22/22)
- ALLOWED KICK RET. FOR A TD:**
Trey Palmer, 93 yards vs. LSU (10/24/20)
- ALLOWED 2 KICK RET. FOR TDs:**
Darius Sims at Vanderbilt, 91 and 100 yards (9/20/14)
- RETURNED A PUNT FOR A TD:**
Ace Sanders, 63 yards vs. Michigan (1/1/13)
- ALLOWED A PUNT RET. FOR A TD:**
Ainias Smith, 95 yards at Texas A&M (10/23/21)
- RETURNED AN INT FOR A TD:**
David Spaulding, Troy, 74 yards (10/2/21)
- ALLOWED AN INT FOR A TD:**
Jeremiah Trotter, Clemson, 35 yards (11/26/22)
- RETURNED A FUMBLE FOR A TD:**
Jabari Ellis, Florida, 18 yards (11/6/21)
- ALLOWED FUMBLE RET. FOR A TD:**
Trajan Jeffcoat, Missouri, 0 yards (11/13/21)
- HAD A DEFENSIVE PLAYER SCORE TWO TOUCHDOWNS IN A GAME:**
Melvin Ingram at Georgia, 68-yard fake punt & 5-yard fumble recovery (9/10/11)
- SCORED THREE DEFENSIVE TOUCHDOWNS IN A GAME:**
vs. Arkansas (10/7/17)
- HAD A PLAYER RUSH, PASS AND RECEIVE A TD IN A GAME:**
Pharoh Cooper, vs. Tennessee (11/1/14)
- HAD A FAKE PUNT FOR A TD:**
Kai Kroeger to Dakereon Joyner, 48 yards, at Florida (11/12/22)
- HAD A PLAYER PASS FOR 300+ YDS:**
360, Spencer Rattler at Clemson (11/26/22)

- HAD A PLAYER PASS FOR 350+ YDS:**
360, Spencer Rattler at Clemson (11/26/22)
- HAD A PLAYER PASS FOR 400+ YDS:**
438, Spencer Rattler vs. Tennessee (11/19/22)
- HAD A PLAYER PASS FOR 450+ YDS:**
510, Jake Bentley, at Clemson (11/24/18)
- HAD A PLAYER PASS FOR 500+ YDS:**
510, Jake Bentley, at Clemson (11/24/18)
- HAD A PLAYER COMP. 30+ PASSES:**
30, Spencer Rattler vs. Tennessee (11/19/22)
- HAD A PLAYER ATT. 40+ PASSES:**
57, Ryan Hilinski, vs. Appalachian State (11/9/19)
- HAD A PLAYER ATT. 50+ PASSES:**
57, Ryan Hilinski, vs. Appalachian State (11/9/19)
- HAD A PLAYER RUSH FOR 150+ YDS:**
169, MarShawn Lloyd vs. Charlotte (9/24/22)
- HAD A PLAYER RUSH FOR 200+ YDS:**
210, Kevin Harris vs. Kentucky (12/5/20)
- HAD A PLAYER RUSH FOR 250+ YDS:**
278, Brandon Bennett, vs. East Tennessee State (10/5/91)
- HAD TWO PLAYERS RUSH FOR 100+ YARDS:**
Kevin Harris (128) and ZaQuandre White (111) vs. Florida (11/26/21)
- HAD A PLAYER WITH 150+ YARDS RECEIVING:**
177, Antwane Wells Jr. vs. Tennessee (11/19/22)
- HAD A PLAYER WITH 200+ YARDS RECEIVING:**
210, Deebo Samuel, at Clemson (11/24/18)
- HAD TWO PLAYERS WITH 100 YARDS RECEIVING:**
Deebo Samuel (210) and Shi Smith (109) at Clemson (11/24/18)
- HAD TWO PLAYERS WITH 10+ RECEPTIONS:**
Bruce Ellington (10) and Mike Davis (10), at Missouri (10/26/13)
- HAD A PLAYER WITH 500+ YARDS TOTAL OFFENSE:**
512, Steve Taneyhill vs. Mississippi State (10/14/95)
- HAD A PLAYER RUSH AND PASS FOR 100 YARDS EACH:**
Lorenzo Nuñez, vs. UCF, 123 rush, 184 pass (09/26/15)
- HAD A PLAYER SCORE 4+ TDs:**
5, Kevin Harris, at Ole Miss (11/14/20)
- HAD A PLAYER PASS FOR 4 TDs:**
4, Zeb Noland, vs. E. Illinois (9/4/21)
- HAD A PLAYER PASS FOR 5 TDs:**
5, Jake Bentley, at Clemson (11/24/18)

- HAD A PLAYER RUSH FOR 3 TDs:**
3, MarShawn Lloyd, vs Charlotte (9/24/22)
- HAD A PLAYER CATCH 3+ TDs:**
3, Deebo Samuel at Clemson (11/24/18)
- HAD A PLAYER CATCH 4+ TDs:**
5, Sidney Rice vs. Fla. Atlantic (9/23/06)
- HAD A PLAYER CATCH 5+ TDs:**
5, Sidney Rice vs. Fla. Atlantic (9/23/06)
- HAD A PLAYER ACCOUNT FOR 4+ TDs:**
5, 243, Kevin Harris, at Ole Miss (11/14/20)
- HAD A PLAYER KICK 4 FGs:**
4, Parker White vs. Florida (11/6/21)
- HAD A PLAYER KICK 5+ FGs:**
5, Spencer Lanning at Georgia (9/12/09)
- HAD A PLAYER WITH 2 INTs:**
2, Jaylan Foster at Georgia (9/18/21)
- HAD A PLAYER WITH 3 INTs:**
3, Israel Mukuamu at Georgia (10/12/19)
- BLOCKED A FIELD GOAL ATT.:**
Cam Smith at Florida (11/12/22)
- RETURNED A BLOCKED FIELD GOAL ATTEMPT FOR A TD:**
Captain Munnerlyn at Kentucky, 81 yards, (10/11/08)
- BLOCKED A PAT:**
Kingsley Enagbare vs. Chattanooga (11/17/18)
- RETURNED AN EXTRA POINT FOR A DEFENSIVE PAT:**
Victor Hampton at Florida (10/20/12)
- BLOCKED A PUNT:**
King-Demenian Ford vs Kentucky (10/8/22)
- BLOCKED TWO PUNTS IN A GAME:**
Debo Williams vs. E. Illinois (9/4/21)
- RETURNED A BLOCKED PUNT FOR A TD:**
Ahmarean Brown vs Georgia St (9/3/22)
- BLOCKED A PUNT AND FIELD GOAL IN THE SAME GAME:**
at Florida (11/15/14)
- HAD A PUNT BLOCKED:**
at Tennessee (10/26/19)
- HAD A FIELD GOAL BLOCKED:**
vs. Michigan (1/1/13)
- HAD A PAT BLOCKED:**
vs. Texas A&M (10/22/22)
- ALLOWED PAT TO BE RETURNED FOR 2 POINTS:**
Denzil Ware, vs. Kentucky (9/12/15)
- MISSED A PAT:**
at Florida (11/12/22)
- FAILED A PAT ATTEMPT:**
at Arkansas (9/10/22)
- MADE A 2-PT CONVERSION:**
Hemingway rush, vs S.C. State (9/29/22)

- MADE A PAIR OF 2-PT CONVERSIONS:**
vs. Georgia State (9/3/22)
- ATTEMPTED A 2-PT CONVERSION:**
at Florida (11/12/22)
- RECOVERED OWN ONSIDE KICK:**
at Arkansas (9/10/22)
- HAD LESS THAN 50 YDS RUSHING:**
44, at Florida (11/12/22)
- HAD 300+ YARDS RUSHING:**
301, vs. North Carolina (12/30/21)
- HAD 600+ TOTAL NET YARDS:**
606, vs Tennessee (11/19/22)
- HAD A 50+ YARD RUN:**
52, Christian Beal-Smith vs. Vanderbilt (11/5/22)
- HAD A 50+ YARD RECEPTION:**
72, Spencer Rattler to Antwane Wells, at Clemson (11/26/22)

The Last an Opponent Had...

- TEAM...**
- LESS THAN 50 YARDS RUSHING:**
31, vs Eastern Illinois (9/4/21)
- 300+ YARDS RUSHING:**
374, at Florida (11/12/22)
- LESS THAN 100 YARDS PASSING:**
99, at Clemson (11/26/22)
- 400+ YARDS PASSING:**
513, at Ole Miss (11/14/20)
- LESS THAN 200 TOTAL NET YARDS:**
109, vs. Eastern Illinois (9/4/21)
- 500+ TOTAL NET YARDS:**
507, vs. Tennessee (11/19/22)
- 600+ TOTAL NET YARDS:**
708, at Ole Miss (11/14/20)
- INDIVIDUAL...**
- 350+ YARDS PASSING:**
513, Matt Corral, Ole Miss (11/14/20)
- 400+ YARDS PASSING:**
513, Matt Corral, Ole Miss (11/14/20)
- 150+ YARDS RUSHING:**
161, Montrell Johnson, Florida (11/12/22)
- 200+ YARDS RUSHING:**
209, Tyler Badie, at Missouri (11/13/21)
- 250+ YARDS RUSHING:**
321, Darren McFadden, Ark. (11/3/07)
- 300+ YARDS RUSHING:**
321, Darren McFadden, Ark. (11/3/07)
- 200+ YARDS RECEIVING:**
225, Elijah Moore, Ole Miss (11/14/20)
- 50+ YARD RUN:**
85, Trevor Etienne, Florida (11/12/22)
- 50+ YARD RECEPTION:**
59, DJ Uiagalelei to Beaux Collins, Clemson (11/26/22)
- MADE 4+ FIELD GOALS:**
4, Seth Small, Texas A&M (11/16/19)
- RUSHED FOR 4+ TOUCHDOWNS:**
4, Chad Jasmin, Clemson (11/21/03)
- PASSED FOR 4+ TOUCHDOWNS:**
4, Matt Corral, Ole Miss (11/14/20)
- TWO PLAYERS WITH...**
- 100+ YARDS RUSHING:**
at Florida, Montrell Johnson (161) and Trevor Etienne (100), (11/12/22)
- 100+ YARDS RECEIVING:**
Ole Miss, Elijah Moore (225) & Braylon Sanders (141), (11/14/20)



GM
1

South Carolina 35
Georgia State 14



September 3, 2022
Williams-Brice Stadium
Columbia, S.C.
78,297



COLUMBIA, S.C. (AP) — South Carolina's special teams led the way toward a season-opening 35-14 victory over Georgia State on Saturday night.

Special teams have always been an emphasis for Gamecocks coach Shane Beamer, who watched his father, Frank, win game after game with "Beamer Ball," and its big special teams play.

The approach worked as the Gamecocks pulled away from Georgia State with 23 unanswered points in the second half.

The Gamecocks returned two blocked punts for touchdowns, new placekicker Mitch Jeter debuted by knocking two field goals of 50-plus yards and long snapper Hunter Rogers carried a fake field goal 5 yards for a first down that led to the Gamecocks' only first-half touchdown.

New quarterback Spencer Rattler took in a key two-point conversion in the third quarter to restore South Carolina's lead and it was just enough to squeak past a determined Panthers' squad that held a brief third-quarter advantage, 14-12.

The back-breaker also came in the third, when Rashad Amos blocked a Georgia State punt and DQ Smith retrieved the carom and ran it in for a touchdown.

Rattler showed off his dynamic playmaking ability. He finished 23 of 37 passing for 226 yards, a touchdown and two interceptions.

Following a scoreless first quarter, South Carolina sent out Jeter to attempt a 25-yard field goal. But special teams coordinator Pete Lembo's gang took over.

Long snapper Rogers took the snap and ran for just enough room for the first down. The Gamecocks lined up versatile tight end Jaheim Bell as a fullback at the goal line, then pitched to MarShawn Lloyd on the end-around for a touchdown.

A Rattler interception on the second play of the third quarter set up the Panthers' second score, a Grainger 4-yard rush to take a 14-12 lead. The Gamecocks immediately responded as Rattler hit Marshawn Lloyd for a 16-yard scoring pass to take the lead for good, 20-14.

Just over two minutes later, Rashad Amos blocked the punt and DQ Smith ran it back 26 yards for a 28-14 lead.

Later, Gamecocks' Traevon Kenion blocked a fourth-quarter punt and Ahmarean Brown took it 10 yards for the final score.

THE TAKEAWAY

Georgia State: The Panthers will cause a lot of trouble in the Sun Belt with their rushing attack. The Gamecocks' defense mostly held them in check, but GSU won't be playing the SEC anymore.

South Carolina: The Gamecocks' offense had some creative play-calls and greatly benefited from having a talent like Rattler behind center. He escaped trouble with his legs to keep numerous plays alive. Yet its offensive line struggled to protect Rattler and the Gamecocks' runners finished with 79 yards.

THE RETURN

Lloyd was the Gamecocks' most hyped running back recruit in a decade but tore an ACL in the first week of preseason camp two years ago and missed the season. He played in 2021 but was still very much not back to full strength.

On Saturday, he rushed for 30 yards, caught two passes for 31 yards and scored two touchdowns.

CLOWNEY COMES HOME

South Carolina held a halftime ceremony to honor former All-American and No. 1 overall NFL Draft pick Jadeveon Clowney. Clowney's jersey No. 7 was added alongside the Gamecocks' four retired numbers, although his number will continue to be worn as per a 2007 university policy.

Georgia State	0	7	7	0	14
South Carolina	0	12	16	7	35

SCORING SUMMARY

2nd	13:38	SC	Lloyd 1-yard run (rush failed) (9-69-4:27)	6-0
2nd	6:12	SC	Jeter 53-yard field goal (6-13-1:52)	9-0
2nd	4:20	GSU	Lewis 17-yard pass from Grainger (Hayes kick) (6-75-1:52)	9-7
2nd	0:00	SC	Jeter 51-yard field goal (8-42-1:48)	12-7
3rd	11:43	GSU	Grainger 4-yard run (Hayes kick) (7-32-2:31)	12-14
3rd	7:20	SC	Lloyd 16-yard pass from Rattler (Rattler rush) (9-75-4:23)	20-14
3rd	5:12	SC	D. Smith 26-yard blocked punt return (Bell rush)	28-14
4th	11:30	SC	A. Brown 10-yard blocked punt return (Jeter kick)	35-14

TEAM STATISTICS

	GSU	SC
First Downs	14	19
Rushing	7	7
Passing	4	10
Penalty	3	2
Net Yards Rushing	200	79
Rushing Attempts	40	32
Net Yards Passing	111	227
Cmp.-Att.-Int.	7-29-1	23-37-2
Total Offense Yards	311	306
Total Offense Plays	69	69
Fumbles: No.-Lost	0-0	0-0
Penalties: No.-Yards	8-75	5-70
Punts-Yards	9-320	7-344
Avg. Yards Per Punt	35.6	49.1
Punt Returns: No.-Yards	0-0	3-69
Kickoff Returns: No.-Yards	1-0	0-0
Interceptions: No.-Yards	2-5	1-3
Possession Time	24:44	35:16
Third Down Conversions	5-17	3-14
Fourth Down Conversions	1-3	2-2
Red Zone Scores-Chances	2-4	2-2
Sacks By: No.-Yards	3-18	0-0
PAT Kicks	2-2	1-1
Field Goals	0-0	2-2

INDIVIDUAL STATISTICS

RUSHING: GSU: Williams 13-76; Carroll 5-57; Grainger 11-43; Gregg 11-24. **SC:** Bell 7-39; Lloyd 11-30; McDowell 7-14; Rogers 1-5; Miller 2-3; Rattler 4-(-12).

PASSING: GSU: Grainger 7-29-1-111. **SC:** Rattler 23-37-2-227.

RECEIVING: GSU: Thrash 4-70; Williams 2-24; Lewis 1-17. **SC:** Wells Jr. 7-55; Brooks 4-88; Bell 4-18; McDowell 3-18; Lloyd 2-31; Vann 1-9; Stogner 1-7; Brown 1-1.

PUNT RETURNS: GSU: None. **SC:** Vann 3-33; D. Smith 0-26; Brown 0-10.

KICKOFF RETURNS: GSU: Byrd 1-0. **SC:** None.

INTERCEPTION RETURNS: GSU: White 2-5. **SC:** Dial 1-3.

GM
2#16/17 Arkansas 44
South Carolina 30

September 10, 2022

Reynolds Razorback Stadium
Fayetteville, Ark.
72,437

FAYETTEVILLE, ARK. (AP) — Darren McFadden and Felix Jones make for some serious company. Rocket Sanders can now say he's there with those all-time Arkansas running backs.

The Razorbacks' sophomore running back ran for a career-high 156 yards and two touchdowns in helping the No. 16 Razorbacks beat South Carolina 44-30 on Saturday.

Sanders joined McFadden, twice a Heisman Trophy finalist, and Jones, the player with the sixth-most yards rushing in school history, as the only three Arkansas players to run for 150 yards and two scores against the Gamecocks.

Sanders ran for 578 yards and five touchdowns in his first season last year. With returning starter Dominique Johnson still sidelined recovering from a knee injury suffered in the Outback Bowl, Sanders has taken nearly all of the first-team reps. The result has been a 2-0 start for his team and him becoming the first Razorbacks player since 2019 with back-to-back 100-yard games.

Sanders scored the first two touchdowns of the game as Arkansas (2-0, 1-0 Southeastern Conference) found the end zone on each of its first three possessions against South Carolina and opened a 21-3 lead. The Gamecocks (1-1, 0-1) responded with two straight scores at the end of the first half and the beginning of the second to pull within 21-16.

Sanders wouldn't score again as KJ Jefferson was the keystone for a bulk of the Razorbacks' second-half touchdowns, but he ran for 95 of his 156 yards in the final 30 minutes.

Arkansas ran for 295 yards, and AJ Green and Rashod Dubinion also chipped in touchdowns.

"I was really proud of our offensive line. We asked them to kind of control the game and I felt like they did. I think the offensive line wore them down," Pittman said.

Jefferson led a 14-play, 59-yard drive capped with his own 2-yard rushing touchdown at the start of the fourth quarter to move Arkansas back ahead by two scores. South Carolina lost a fumble on its next possession and Jefferson added a touchdown pass to Warren Thompson in response, ultimately putting the Gamecocks too far behind to rally.

Spencer Rattler tried. The Oklahoma transfer threw for 377 yards and a touchdown on 24 of 39 passing with a touchdown for South Carolina, but was intercepted in the end zone midway through the fourth quarter by Dwight McGlothorn. The Gamecocks had three turnovers.

Jefferson was 18 of 21 passing for 162 yards and a touchdown. He ran for another 67 yards and the score on 19 carries.

"I thought he played better today than he did last week. I thought he was more accurate," Pittman said. "I thought he was in total control. ... He pretty much can take over the game when he wants to."

Johnson is expected to return in Week 3 against Missouri State. He might find himself short on carries as Sanders' development has put the sophomore in high company.

"I think he's becoming an all-around back a little bit more," Pittman said. "I thought he played really, really well. Two 100-yard days back-to-back is pretty good. He's a better back than he was a year ago."

THE TAKEAWAY

South Carolina: The Gamecocks had moments, but consistency was lacking in coach Shane Beamer's second year.

Arkansas: The Razorbacks' defense held up well without two starters in the secondary, including former freshman All-American Jalen Catalon.

IT'S BEEN AWHILE

Arkansas' win over South Carolina was the Razorbacks' first since 2011. The teams had met only three times since before Saturday with the Gamecocks winning each.

South Carolina	3	6	7	14	30
Arkansas	7	14	0	23	44

SCORING SUMMARY

1st	6:42	ARK	Sanders 1-yard run (Little kick) (13-63-5:38)	0-7
1st	3:32	SC	Jeter 28-yard field goal (6-65-3:10)	3-7
2nd	14:28	ARK	Sanders 11-yard run (Little kick) (12-75-4:04)	3-14
2nd	8:13	ARK	Dubinion 1-yard run (Little kick) (12-61-4:53)	3-21
2nd	2:56	SC	Lloyd 7-yard run (Jeter kick failed) (11-70-5:12)	9-21
3rd	8:51	SC	Wells Jr. 62-yard pass from Rattler (Jeter kick) (8-88-2:55)	16-21
4th	14:55	ARK	Jefferson 2-yard run (Little kick) (14-59-5:17)	16-28
4th	12:09	ARK	Thompson 23-yard pass from Jefferson (Little kick) (5-41-1:57)	16-35
4th	6:25	SC	McDowell 1-yard run (Brown pass from Rattler) (3-76-1:14)	24-35
4th	6:00	ARK	Green 21-yard run (Little kick) (2-9-0:18)	24-42
4th	3:21	SC	Bell 1-yard run (pass failed) (10-75-2:39)	30-42
4th	1:33	ARK	Safety (Intentional grounding in the end zone) (0:06)	30-44

TEAM STATISTICS

	SC	ARK
First Downs	23	28
Rushing	5	20
Passing	13	7
Penalty	5	1
Net Yards Rushing	40	295
Rushing Attempts	29	65
Net Yards Passing	377	162
Cmp.-Att.-Int.	24-39-1	18-21-0
Total Offense Yards	417	457
Total Offense Plays	68	86
Fumbles: No.-Lost	5-2	0-0
Penalties: No.-Yards	5-41	10-121
Punts-Yards	3-104	3-107
Avg. Yards Per Punt	34.7	35.7
Punt Returns: No.-Yards	0-0	2-10
Kickoff Returns: No.-Yards	2-55	1-34
Interceptions: No.-Yards	0-0	1-0
Possession Time	25:22	34:38
Third Down Conversions	3-10	9-16
Fourth Down Conversions	1-2	2-3
Red Zone Scores-Chances	4-5	5-6
Sacks By: No.-Yards	2-12	6-51
PAT Kicks	1-2	6-6
Field Goals	1-1	0-0

INDIVIDUAL STATISTICS

RUSHING: SC: McDowell 6-35; Lloyd 7-23; Bell 4-5; Rattler 12-(-23).
ARK: Sanders 24-156; Jefferson 19-67; Green 9-43; Dubinion 8-15; Hornsby 1-8; Landers 1-6; Haselwood 2-5; Team 1-(-5).

PASSING: SC: Rattler 24-39-1-377. **ARK:** Jefferson 18-21-0-162.

RECEIVING: SC: Wells Jr. 8-189; Lloyd 6-72; Stogner 5-43; Brooks 2-29; McDowell 2-26; Brown 1-18. **ARK:** Haselwood 5-30; Landers 4-45; Thompson 3-36; Sanders 3-30; Hornsby 1-9; Jackson Jr. 1-7; Knox 1-5.

PUNT RETURNS: SC: None. **ARK:** Stephens 2-10.

KICKOFF RETURNS: SC: Legette 2-55. **ARK:** Pool 1-34.

INTERCEPTION RETURNS: SC: None. **ARK:** McGlothorn 1-0.



GM
3

#1/2 Georgia 48
South Carolina 7



September 17, 2022
Williams-Brice Stadium
Columbia, S.C.
78,212



COLUMBIA, S.C. (AP) — Stetson Bennett went 16 for 23 for 284 yards and two touchdowns and ran for another score as No. 1 Georgia beat South Carolina 48-7 on Saturday.

The Bulldogs (3-0) nearly had a second shutout of the season in their Southeastern Conference opener, but the backups allowed a touchdown pass with 53 seconds to go.

Georgia has allowed just 10 points this season and the garbage-time score was the first offensive touchdown it gave up in its past five regular-season games.

South Carolina (1-2) started 0-2 in the SEC for the fourth straight year.

The Georgia offense scored on eight of its first nine drives, gaining 551 yards and averaging nearly 10 yards a play before putting in the backups in the fourth quarter.

Tight end Brock Bowers had five catches for 121 yards and two touchdowns and also ran for a score. Georgia let 10 players carry the ball, rushing for 212 yards. Bennett didn't play the final 23 minutes of the game.

The Bulldogs' defensive line overwhelmed by South Carolina's front. A defender was in quarterback Spencer Rattler's face almost every time he dropped back more than three steps. The Oklahoma transfer got off just three deep balls, with two of them intercepted. He didn't play in the fourth quarter and was 13 of 25 for 118 yards.

The 41-point victory was Georgia's biggest against the Gamecocks in their 75 meetings. It was South Carolina's worst loss since a 56-6 defeat to Florida in 2008.

THE TAKEAWAY

Georgia: Struggles against teams like South Carolina used to define the Bulldogs. At one point when Steve Spurrier was Gamecocks coach in the early 2010s, South Carolina won four of five in the series. But after Saturday's win, Georgia has won 15 of its last 16 over SEC East teams and hasn't lost to an unranked team since the Gamecocks beat them 20-17 in double overtime in 2019.

South Carolina: Gamecocks coach Shane Beamer appears to be breathing life into a program that had lost 13 of its last 16 when he took over in 2021, but there is still a big gap to the best. In his second season, Beamer is 0-4 against Top 25 teams, losing by an average of nearly 24 points.

Georgia	14	10	21	3	48
South Carolina	0	0	0	7	7

SCORING SUMMARY

1st	8:20	UGA	Bowers 5-yard run (Podlesny kick) (10-82-4:33)	0-7
1st	4:42	UGA	Milton 1-yard run (Podlesny kick) (5-43-2:04)	0-14
2nd	11:25	UGA	Bowers 6-yard pass from Bennett (Podlesny kick) (9-67-3:27)	0-21
2nd	0:30	UGA	Podlesny 42-yard field goal (9-60-3:38)	0-24
3rd	13:21	UGA	Bowers 78-yard pass from Bennett (Podlesny kick) (3-90-1:31)	0-31
3rd	7:13	UGA	Bennett 11-yard run (Podlesny kick) (8-88-3:49)	0-38
3rd	6:00	UGA	Delp 28-yard pass from Beck (Podlesny kick) (2-54-0:59)	0-45
4th	8:57	UGA	Zirkel 21-yard field goal (13-88-6:37)	0-48
4th	0:53	SC	Kenion 13-yard pass from Doty (Jeter kick) (6-45-2:11)	7-48

TEAM STATISTICS

	UGA	SC
First Downs	30	17
Rushing	15	7
Passing	13	9
Penalty	2	1
Net Yards Rushing	208	92
Rushing Attempts	35	30
Net Yards Passing	339	214
Cmp-Att-Int.	21-30-0	19-34-3
Total Offense Yards	547	306
Total Offense Plays	65	64
Fumbles: No.-Lost	1-0	2-0
Penalties: No.-Yards	3-20	5-60
Punts-Yards	2-99	5-222
Avg. Yards Per Punt	49.5	44.4
Punt Returns: No.-Yards	3-8	1-21
Kickoff Returns: No.-Yards	1-19	1-25
Interceptions: No.-Yards	3-42	0-0
Possession Time	30:40	29:20
Third Down Conversions	5-9	4-13
Fourth Down Conversions	0-0	2-3
Red Zone Scores-Chances	5-5	1-2
Sacks By: No.-Yards	0-0	0-0
PAT Kicks	6-6	1-1
Field Goals	2-2	0-0

INDIVIDUAL STATISTICS

RUSHING: UGA: Bennett 3-36; Edwards 4-33; Milton 10-32; Robinson 6-32; Beck 2-25; McIntosh 4-20; McConkey 1-13; Morrisette 1-8; Jones 1-8; Bowers 1-5; Team 2-(-4). **SC:** McDowell 8-33; Lloyd 9-22; Doty 2-18; Rattler 2-8; Beal-Smith 5-6; Miller 1-4; Joyner 1-3; Adkins 1-1; Team 1-(-3).

PASSING: UGA: Bennett 16-23-0-284; Beck 5-6-0-55; Vandagriff 0-1-0-0. **SC:** Rattler 13-25-2-118; Doty 5-8-1-76; Kroeger 1-1-0-20.

RECEIVING: UGA: Bowers 5-121; McConkey 4-52; Milton 2-40; Delp 2-32; Jones 2-11; Balylock 1-19; Washington 1-15; Rosemy-Jacksaint 1-15; McIntosh 1-14; Speer 1-12; Jackson 1-8. **SC:** Brooks 5-53; Kenion 2-33; McDowell 2-32; Brown 2-26; Legette 2-9; Lloyd 2-4; Bell 1-46; Stogner 1-12; Vann 1-(-1); Joyner 1-(-1).

PUNT RETURNS: UGA: McConkey 2-12; Lassiter 1-(-4). **SC:** Vann 1-21.

KICKOFF RETURNS: UGA: K. Jackson 1-19. **SC:** Legette 1-25.

INTERCEPTION RETURNS: UGA: Starks 1-42; D. Jackson 1-0; Marshall 1-0. **SC:** None.

GM
4South Carolina 56
Charlotte 20September 24, 2022
Williams-Brice Stadium
Columbia, S.C.
77,982

COLUMBIA, S.C. (AP) — Marshawn Lloyd ran for a career-high 169 yards and three touchdowns as South Carolina scored on its first eight possessions to put away Charlotte 56-20 on Saturday night.

The win ended a two-game losing streak for the Gamecocks (2-2) — and was a welcome performance for an offense stuck near the bottom of the Southeastern Conference this season.

Lloyd had scoring runs of 25, 14 and 7 yards, the first two that left fans' jaws dropped and Charlotte defenders in disbelief.

On the first, Lloyd cleanly hurdled safety Wayne Jones in the open field on the way to the end zone. On his second, Lloyd was stood up for what looked like a short gain before breaking free to put South Carolina ahead 28-14.

Lloyd had some help on the last, converting after Gamecocks linebacker Brad Johnson intercepted Charlotte's Chris Reynolds deep in 49ers territory. Lloyd calmly found the end zone a final time and finished with South Carolina's most rushing yards since Kevin Harris gained 182 against North Carolina in its 38-21 Duke's Mayo Bowl victory last New Year's Eve.

Charlotte (1-4) of Conference USA entered with the country's 30th best passing attack at 289 yards a game and the one of the worst rushing defenses (129 out of 131) in the NCAA at 243 yards allowed per game. Both were evident at South Carolina.

The Gamecocks picked up 161 yards on the ground to score on all four of their first-half possessions. But the 49ers were largely on target behind sixth-year quarterback Chris Reynolds, converting their first seven third downs and throwing for 132 yards to keep things close at the half, 20-14.

South Carolina finished with a season-best 545 yards of offense.

The Gamecocks' run of points each series ended when backup quarterback Luke Doty was intercepted by Jones — yes, the one who was hurdled by Lloyd — with 8:22 left in the game.

THE TAKEAWAY

Charlotte: The 49ers lost both Power Five games they've played this season, falling at Maryland, 56-21, before the South Carolina blowout. Charlotte has a face-paced attack behind Reynolds that had the Gamecocks defense on its heels in the first half. The school does leave with \$1.4 million in guarantees for playing at Williams-Brice Stadium.

South Carolina: There are still plenty of things to fix for the Gamecocks. This is certainly a start to gaining confidence and momentum once they return to SEC play in two weeks. The offense was efficient and powerful and the defense, after a sluggish first half, got three second-half interceptions that South Carolina turned into points.

Charlotte	7	7	0	6	20
South Carolina	3	17	22	14	56

SCORING SUMMARY

1st	9:54	SC	Jeter 25-yard field goal (12-72-5:01)	3-0
1st	2:48	CHAR	Clemons 2-yard pass from Reynolds (Zita kick) (13-90-7:00)	3-7
2nd	14:52	SC	Lloyd 25-yard run (Jeter kick) (7-75-2:56)	10-7
2nd	9:43	CHAR	Tucker 14-yard pass from Reynolds (Zita kick) (12-81-5:02)	10-14
2nd	6:29	SC	Beal-Smith 1-yard run (Jeter kick) (9-60-2:58)	17-14
2nd	0:02	SC	Jeter 27-yard field goal (9-85-1:27)	20-14
3rd	10:25	SC	Lloyd 14-yard run (Kenion rush) (5-70-2:07)	28-14
3rd	8:34	SC	Lloyd 7-yard run (Jeter kick) (2-7-0:11)	35-14
3rd	6:14	SC	Beal-Smith 1-yard run (Jeter kick) (5-33-2:04)	42-14
4th	12:20	SC	McDowell 4-yard run (Herrera kick) (8-54-4:39)	49-14
4th	6:43	CHAR	Spencer 35-yard pass from Foster (Rush failed) (4-62-1:39)	49-20
4th	1:55	SC	Rucker 52-yard pass from Doty (Herrera kick) (3-53-1:16)	56-20

TEAM STATISTICS

	CHAR	SC
First Downs	21	28
Rushing	4	16
Passing	13	9
Penalty	4	3
Net Yards Rushing	79	295
Rushing Attempts	29	40
Net Yards Passing	213	250
Cmp.-Att.-Int.	20-35-3	19-26-1
Total Offense Yards	292	545
Total Offense Plays	64	66
Fumbles: No.-Lost	1-0	1-1
Penalties: No.-Yards	6-51	10-67
Punts-Yards	4-177	0-0
Avg. Yards Per Punt	44.2	0.0
Punt Returns: No.-Yards	0-0	2-8
Kickoff Returns: No.-Yards	5-77	2-52
Interceptions: No.-Yards	1-(-1)	3-18
Possession Time	33:28	26:32
Third Down Conversions	8-14	5-8
Fourth Down Conversions	0-0	1-1
Red Zone Scores-Chances	2-2	7-8
Sacks By: No.-Yards	1-8	1-9
PAT Kicks	2-2	6-6
Field Goals	0-0	2-2

INDIVIDUAL STATISTICS

RUSHING: CHAR: Byrd 9-33; McEachern 5-18; Williams 5-18; Rutledge 7-16; Brown 0-2; Foster 2-1; Reynolds 1-(-9). **SC:** Lloyd 15-169; Beal-Smith 9-55; Doty 2-32; McDowell 9-23; Amos 1-9; Rattler 3-5; Miller 1-2.

PASSING: CHAR: Reynolds 16-28-2-143; Foster 3-5-0-69; Williams 1-2-1-1. **SC:** Rattler 17-23-0-187; Doty 2-3-1-63.

RECEIVING: CHAR: Spencer 5-59; DuBost 4-60; Tucker 3-19; Clemons 2-3; McEachern 1-17; Groulx 1-17; Minter 1-12; Rutledge 1-11; Brown 1-9; Thompson 1-6. **SC:** McDowell 4-13; Brooks 3-67; A. Brown 3-55; Wells Jr. 2-27; Stogner 2-17; Bell 2-9; Rucker 1-52; Beal-Smith 1-6; Legette 1-4.

PUNT RETURNS: CHAR: None. **SC:** Vann 2-8.

KICKOFF RETURNS: CHAR: Byrd 4-77. **SC:** Legette 2-52.

INTERCEPTION RETURNS: CHAR: Jones 1-(-1). **SC:** Johnson 1-15; D. Smith 1-1; C. Smith 1-0.



GM
5

South Carolina 50
South Carolina State 10



September 29, 2022
Williams-Brice Stadium
Columbia, S.C.
61,551



COLUMBIA, S.C. (AP) — Spencer Rattler threw two touchdown passes and ran for a score in South Carolina's 50-10 victory over South Carolina State in a game moved from Saturday to Thursday night because of Hurricane Ian.

Rattler finished with 212 yards, completing 21 of 27 passes including a 5-yard scoring strike to tailback MarShawn Lloyd and an 11-yarder to tight end Austin Stogner, his teammate at Oklahoma, to help South Carolina (3-2) rout the FCS Bulldogs (1-3).

Administrators at both schools agreed to the change because of the hurricane's approach. Ian moved through Florida into the Atlantic and was expected to re-enter land in the Palmetto State as a Category 1 storm Friday.

Many parking areas were half-filled at best and the normal, Southeastern Conference-style tailgating setups were absent for this one. South Carolina said 61,551 were at Williams-Brice Stadium, which lists a capacity of 77,559. But the upper decks were largely empty and it wasn't a stretch to think only about the announced crowd came out.

The Gamecocks overcame a sluggish start, including two interceptions off Rattler's receivers' hands, to take control in the opening half.

The Gamecocks broke through on Rattler's first-quarter TD toss to Lloyd, which was followed by a funky, "swinging gate" formation on a successful two-point conversion by defensive lineman Tonka Hemingway.

South Carolina pulled out the wishbone on its next touchdown, a 1-yard handoff to versatile tight end Jaheim Bell. Rattler ran his way to a score from 6 yards out with 37 seconds left in the half to put Gamecocks up 22-0.

South Carolina State of the Mid-Eastern Athletic Conference had more penalty yards than offensive yards, 112 to 83, in the first 30 minutes. The Bulldogs got their only touchdown on Tyrece Nick's 1-yard touchdown run right after halftime, ending a drought where they had gone three straight quarters without points.

Nick accounted for 158 of the Bulldogs' 220 yards of offense.

THE TAKEAWAY

South Carolina State: The Bulldogs had lost their earlier FBS game, 56-10 at UCF to open the season. They certainly put up a better showing in their home state — the campuses are located about 40 miles apart — and leave with \$500,000 for playing at Williams-Brice.

South Carolina: The Gamecocks got their run game going a week ago in a 56-20 win over Charlotte when they rushed for 295 yards. This time, they got Rattler and the passing game on track. Both will be needed when they return to SEC play at No. 7 Kentucky next week.

S.C. State	0	0	7	3	10
South Carolina	8	14	14	14	50

SCORING SUMMARY

1st	4:48	SC	Lloyd 5-yard pass from Rattler (Hemingway rush) (6-53-3:03)	8-0
2nd	12:04	SC	Bell 1-yard run (Jeter kick) (9-95-4:42)	15-0
2nd	0:37	SC	Rattler 6-yard run (Jeter kick) (6-63-2:25)	22-0
3rd	10:51	SCSU	Nick 1-yard run (Zimmerman kick) (8-75-4:09)	22-7
3rd	8:17	SC	Stogner 15-yard pass from Rattler (Jeter kick) (5-58-2:26)	29-7
3rd	0:52	SC	Beal-Smith 1-yard run (Jeter kick) (9-73-3:50)	36-7
4th	10:31	SC	Lloyd 2-yard run (Jeter kick) (1-2-0:05)	43-7
4th	6:48	SCSU	Zimmerman 21-yard field goal (8-71-3:43)	43-10
4th	1:46	SC	Doty 13-yard run (Herrera kick) (3-32-0:53)	50-10

TEAM STATISTICS

	SCSU	SC
First Downs	13	21
Rushing	7	9
Passing	3	8
Penalty	3	4
Net Yards Rushing	145	185
Rushing Attempts	40	31
Net Yards Passing	75	219
Cmp.-Att.-Int.	7-18-3	24-30-2
Total Offense Yards	220	404
Total Offense Plays	58	61
Fumbles: No.-Lost	2-0	3-1
Penalties: No.-Yards	12-117	5-57
Punts-Yards	7-241	2-75
Avg. Yards Per Punt	34.4	37.5
Punt Returns: No.-Yards	0-0	1-30
Kickoff Returns: No.-Yards	1-7	3-56
Interceptions: No.-Yards	2-0	3-63
Possession Time	30:54	29:06
Third Down Conversions	1-12	5-10
Fourth Down Conversions	0-0	0-1
Red Zone Scores-Chances	2-2	7-8
Sacks By: No.-Yards	0-0	1-1
PAT Kicks	1-1	6-6
Field Goals	1-1	0-0

INDIVIDUAL STATISTICS

RUSHING: SCSU: Nick 14-95; Flowers 14-28; Smith 1-15; Austin 1-10; Benson 3-7; Shaw 3-0; Team 1-(-2); Fields Jr. 3-(-8). **SC:** Lloyd 11-80; Raattler 5-31; Miller 2-29; Beal-Smith 6-15; McDowell 4-13; Doty 1-13; Bell 2-4.

PASSING: SCSU: Fields Jr. 4-13-2-12; Nick 3-5-1-63. **SC:** Rattler 21-27-2-212; Doty 3-3-0-7.

RECEIVING: SCSU: Davis 3-62; James 2-11; White 1-3; Massey 1-(-1). **SC:** Wells Jr. 7-38; Brooks 3-61; Lloyd 3-11; Bell 2-48; Beal-Smith 2-13; McDowell 2-8; Stogner 1-15; A. Brown 1-11; Legette 1-7; Vann 1-5; Adkins 1-2.

PUNT RETURNS: SCSU: None. **SC:** Vann 1-30.

KICKOFF RETURNS: SCSU: Davis 1-7. **SC:** McDowell 3-56.

INTERCEPTION RETURNS: SCSU: Nichols 1-0; Keith 1-0. **SC:** Martin-Scott 1-37; Greene 1-26; Dial 1-0.

GM
6

South Carolina 24

#13/13 Kentucky 14

October 8, 2022
Kroger Field
Lexington, Ky.
61,612



LEXINGTON, KY. (AP) — Spencer Rattler overcame two early turnovers and threw the go-ahead touchdown pass in the third quarter, Jalen Brooks ran for an insurance score midway through the fourth and South Carolina scored 17 unanswered points to beat No. 13 Kentucky 24-14 on Saturday night for its third consecutive victory.

Kentucky started freshman Kaiya Sheron at quarterback in place of injured senior Will Levis, who wore a protective on his left foot.

MarShawn Lloyd scored a 2-yard touchdown run on the Gamecocks' first snap, immediately after Kentucky's Chris Rodriguez Jr. fumbled on the opening play. That quickly seized momentum against the Wildcats (3-3, 1-2 Southeastern Conference).

South Carolina (4-2, 1-2) moved ahead early in the third quarter, when Rattler (14 of 19, 177 yards) hit Antwane Wells Jr. in the flat and the junior darted past a defender for a 42-yard touchdown and 14-7 lead.

Mitch Jeter's 32-yard field goal later in the period provided a 10-point cushion that Brooks extended to 17 points with a 24-yard TD run with 7:02 remaining.

Sheron (15 of 27, 178 yards) tossed a 10-yard TD pass JuTahn McClain with 2:49 left, his second of the game, but the Wildcats fell for the second consecutive week in league play.

Mystery preceded this defeat as Levis entered Kroger Field with a boot on his left foot and did not participate in warmups with teammates. Earlier this week, Kentucky coach Mark Stoops referred to a finger injury Levis sustained in last week's 22-19 loss to No. 9 Mississippi, but didn't mention any foot injury and remained mum on the quarterback's status on Thursday.

Disaster quickly followed with Rodriguez's fumble, a blocked punt and Matt Ruffolo's missed 45-yard field goal that bounced off the left upright. Sheron regrouped to fake a toss to Rodriguez and hit wide-open Jordan Dingle for the tying touchdown in the second quarter, but Kentucky was held to its lowest output since losing 30-13 to top-ranked Georgia 30-13 last season.

THE TAKEAWAY

South Carolina: Gifted with a turnover on the first snap, the Gamecocks converted but couldn't reach the end zone until the third quarter. Rattler fumbled on a sack and was intercepted, but found a groove with short passes that turned into big gains. The defense limited Sheron's passing options after the TD to earn a much-needed win.

Kentucky: Offensive falloff was to be expected without Levis, but the Wildcats quickly dug a hole with a first-play fumble and special teams failures. Other than Sheron, the offense stalled. More puzzling were the defensive breakdowns that allowed Rattler to pick them apart, which is not good with red-hot Mississippi State up next.

South Carolina	7	0	10	7	24
Kentucky	0	7	0	7	14

SCORING SUMMARY

1st	14:47	SC	Lloyd 2-yard run (Jeter kick) (1-2-0:04)	7-0
2nd	8:30	UK	Dingle 16-yard pass from Sheron (Ruffolo kick) (7-56-3:23)	7-7
3rd	12:47	SC	Wells Jr. 42-yard pass from Rattler (Jeter kick) (6-75-2:13)	14-7
3rd	2:38	SC	Jeter 32-yard field goal (14-70-7:01)	17-7
4th	7:02	SC	Brooks 24-yard run (Jeter kick) (3-72-1:24)	24-7
4th	2:49	UK	McClain 10-yard pass from Sheron (Ruffolo kick) (16-75-4:13)	24-14

TEAM STATISTICS

	SC	UK
First Downs	15	18
Rushing	8	9
Passing	7	8
Penalty	0	1
Net Yards Rushing	179	121
Rushing Attempts	42	36
Net Yards Passing	177	178
Cmp-Att-Int.	14-19-1	15-27-1
Total Offense Yards	356	299
Total Offense Plays	61	63
Fumbles: No.-Lost	2-1	1-1
Penalties: No.-Yards	4-26	5-25
Punts-Yards	4-166	6-200
Avg. Yards Per Punt	41.5	33.3
Punt Returns: No.-Yards	2-35	1-11
Kickoff Returns: No.-Yards	1-24	0-0
Interceptions: No.-Yards	1-9	1-0
Possession Time	28:55	31:05
Third Down Conversions	6-14	3-12
Fourth Down Conversions	0-2	2-2
Red Zone Scores-Chances	2-3	2-2
Sacks By: No.-Yards	6-54	3-13
PAT Kicks	3-3	2-2
Field Goals	1-1	0-1

INDIVIDUAL STATISTICS

RUSHING: SC: Lloyd 22-110; Brooks 1-24; McDowell 5-17; Bell 4-12; A. Brown 1-9; Rattler 8-7; Team 1-0. **UK:** Rodriguez Jr. 22-126; McClain 3-19; Sheron 11-(-24).

PASSING: SC: Rattler 14-19-1-177. **UK:** Sheron 15-27-1-178.

RECEIVING: SC: Wells Jr. 3-66; Brooks 3-37; Lloyd 2-31; Vann 2-16; Bell 2-16; A. Brown 1-7; McDowell 1-4. **UK:** Magwood 2-37; Key 2-22; Bates 2-19; Brown 2-6; Robinson 1-27; Lewis 1-20; Dingle 1-16; McClain 2-10; Lewis 1-10; Harris 1-10; Rodriguez Jr. 1-7.

PUNT RETURNS: SC: Vann 1-18; Ford 1-17. **UK:** Brown 1-11.

KICKOFF RETURNS: SC: Legette 1-24. **UK:** None.

INTERCEPTION RETURNS: SC: Spaulding 1-9. **UK:** Wallace 1-0.



GM
7

South Carolina 30

Texas A&M 24



October 22, 2022
Williams-Brice Stadium
Columbia, S.C.
77,837



COLUMBIA, S.C. (AP) — South Carolina opened strong with 17 points in the first six minutes — sparked when Xavier Legette took the opening kickoff 100 yards for a touchdown — then held on to beat Texas A&M 30-24 on Saturday night.

The Gamecocks (5-2, 2-2 Southeastern Conference) returned the opening kickoff for a touchdown and turned a fumble and interception deep in Aggies territory into 10 more points and a 17-0 hole for Texas A&M (3-4, 1-3) just over five minutes in.

It's the first time the Gamecocks have beaten the Aggies since the SEC made them their Western Division rival in 2014 and the first time they've won four in a row since 2013, shaking off a 48-7 loss to No. 1 Georgia in the third game of the season.

"A month ago, I was asked if this team quit. That look like this team has quit?" South Carolina coach Shane Beamer said.

MarShawn Lloyd ran 18 times for 92 yards and had both of South Carolina's touchdowns in the second half to keep Texas A&M from climbing back in it.

Spencer Rattler was 12-of-25 passing for 168 yards for South Carolina. "We never quit. We keep fighting. That's what we are about," Rattler said.

Devon Achane ran 20 times for 99 yards for the Aggies. Hayes King was 17-of-32 passing for 178 yards, with a touchdown and an interception before leaving with an injury to his throwing shoulder in the fourth quarter. Coach Jimbo Fisher said he kept Hayes out of the rest of the game as a precaution.

Freshman Conner Weigman filled in and threw for 91 yards but neither of his two final Hail Mary tries made it to the end zone after Texas A&M recovered an onside kick at midfield with nine seconds left.

The loss puts even more pressure on Texas A&M coach Jimbo Fisher, whose team started the season ranked No. 6. The Aggies seem to play just under the level of their opponents, losing by six to South Carolina, four to No. 6 Alabama and three to Appalachian State

"We have good players. We're right there, it's not like we're getting ran out of the stadium," Fisher said. "We've just got to find a way to make a play or two — all the sudden you will get over the hump. It's just the way it goes."

With a contract through 2031 paying him \$9 million a year, Fisher's job likely isn't in jeopardy. However, losing to South Carolina has been bad for several SEC coaches. Phillip Fulmer for Tennessee in 2008, Will Muschamp in 2014 and Dan Mullen in 2021 all lost their jobs shortly after losing to the Gamecocks.

THE TAKEAWAY

Texas A&M: Plenty of people expected the Aggies to challenge Alabama in the SEC West this season. Instead, it looks like a struggle to get to six wins and a bowl game. A win over UMass is probable. After that the Aggies need two wins out of four games — Ole Miss, Florida, at Auburn and at LSU.

South Carolina: Gamecocks fans chanted "Beamer Ball" during a late-game timeout in appreciation of second-year coach Shane Beamer. The Gamecocks only need to beat Missouri or Vanderbilt in the next two weeks to make a second straight bowl. And with the win, South Carolina has beaten every team in the current SEC.

Texas A&M	3	11	7	3	24
South Carolina	17	0	7	6	30

SCORING SUMMARY

1st	14:46	SC	Legette 100-yard kickoff return (Jeter kick)	7-0
1st	12:22	SC	Jeter 23-yard field goal (4-0-0:50)	10-0
1st	9:51	SC	Beal-Smith 5-yard run (Jeter kick) (4-36-1:44)	17-0
1st	6:28	TAMU	Bond 51-yard field goal (8-41-3:23)	17-3
2nd	13:30	TAMU	Bond 26-yard field goal (6-20-1:25)	17-6
2nd	2:00	TAMU	Wright 9-yard pass from King (Stewart pass from King) (13-94-8:04)	17-14
3rd	3:25	SC	Lloyd 18-yard run (Jeter kick) (6-51-2:47)	24-14
3rd	0:27	TAMU	Achane 15-yard run (Bond kick) (3-24-1:21)	24-21
4th	3:08	SC	Lloyd 4-yard run (Jeter kick blocked) (8-80-5:13)	30-21
4th	0:10	TAMU	Bond 28-yard field goal (7-83-0:51)	30-24

TEAM STATISTICS

	TAMU	SC
First Downs	23	13
Rushing	8	6
Passing	11	7
Penalty	4	0
Net Yards Rushing	129	118
Rushing Attempts	28	35
Net Yards Passing	269	168
Cmp.-Att.-Int.	25-47-1	12-25-0
Total Offense Yards	398	286
Total Offense Plays	75	60
Fumbles: No.-Lost	2-1	2-2
Penalties: No.-Yards	8-38	6-62
Punts-Yards	6-237	6-294
Avg. Yards Per Punt	39.5	49.0
Punt Returns: No.-Yards	4-14	1-4
Kickoff Returns: No.-Yards	2-25	1-100
Interceptions: No.-Yards	0-0	1-59
Possession Time	33:08	26:52
Third Down Conversions	5-14	8-16
Fourth Down Conversions	0-1	0-1
Red Zone Scores-Chances	4-4	4-5
Sacks By: No.-Yards	2-7	0-0
PAT Kicks	1-1	3-4
Field Goals	3-3	1-1

INDIVIDUAL STATISTICS

RUSHING: TAMU: Achane 20-99; King 3-19; Moss 2-9; Weigman 1-2; Team 1-0; Johnson Jr. 1-0. **SC:** Lloyd 18-92; Brooks 1-16; Beal-Smith 8-12; Bell 2-4; McDowell 2-0; Rattler 4-(-6).

PASSING: TAMU: King 17-32-1-178; Weigman 8-15-0-91. **SC:** Rattler 12-25-0-168.

RECEIVING: TAMU: Achane 7-57; Stewart 6-87; Green 4-38; Lane 3-20; Muhammad III 2-31; Wright 2-21; Brown 1-15. **SC:** Stogner 3-46; Wells Jr. 3-37; Vann 2-41; Lloyd 2-24; Bell 2-20.

PUNT RETURNS: TAMU: Muhammad III 4-14. **SC:** Vann 1-4.

KICKOFF RETURNS: TAMU: Achane 2-25. **SC:** Legette 1-100.

INTERCEPTION RETURNS: TAMU: None. **SC:** Rush 1-59.

GM
8

Missouri 23

#25/25 South Carolina 10



October 29, 2022
Williams-Brice Stadium
Columbia, S.C.
77,578



COLUMBIA, S.C. (AP) — Brady Cook ran for a touchdown and directed three long, first-half scoring drives as Missouri built a 17-0 lead on the way to its fourth straight win over No. 25 South Carolina, 23-10, on Saturday night.

Receiver Dominic Lovett had career highs with 10 catches for 148 yards while the Tigers' defense had 11 tackles behind the line of scrimmage and held the Gamecocks (5-3, 2-3 Southeastern Conference) to 203 total yards. The Tigers (4-4, 2-3) won their second straight after starting league play 0-3.

Missouri beat a ranked opponent for the first time since its 45-41 win over No. 17 LSU on Oct. 10, 2020.

It ended the Gamecocks four-game win streak — and also ended their stay in the national rankings after getting in this past week for the first time in four years.

Cook proved a steady hand against a South Carolina defense that was active and opportunistic in beating No. 19 Kentucky on Oct. 8 and Texas A&M last week.

Cook led a 15-play, 96-yard scoring drive that took up most of the first quarter and which he ended with his 3-yard burst to the end zone.

The Tigers went on another lengthy drive on their next possession, this one going 84 yards in 10 plays and finishing with Cody Schrader's 1-yard run.

Missouri looked to make it three-straight touchdown drives as it had a first-and-goal on the South Carolina 3. But the Gamecocks forced Cook into a couple of incompletes before settling for Harrison Mevis' 19-yard field goal and a 17-0 lead.

The Gamecocks could not dig themselves out of that hole and finished with its fewest points since losing to No. 1 Georgia 48-7 on Sept. 17.

Quarterback Spencer Rattler scored the team's lone touchdown on a 7-yard run right before halftime.

Rattler passed for just 146 yards with an interception and a fumble deep in Tigers' territory. Tailback MarShawn Lloyd, who ran for 451 yards and seven TDs as South Carolina won its past four, had just 30 yards on seven attempts.

Mevis added field goals of 50 and 32 yards for Missouri in the second half.

THE TAKEAWAY

Missouri: The Tigers moved the ball consistently on offense and were dominant on defense to totally take apart South Carolina. If Missouri can keep Cook protected and continue its defensive success on third downs (the Gamecocks converted just 5 of 13 chances), it will be in every game down the stretch.

South Carolina: All the good things the Gamecocks had gained on offense and defense during their four-game winning streak went up in smoke against Missouri. They'll have to get right in a hurry to reach a bowl game. After a trip to Vanderbilt, they finish with an Orange Crush of Florida, No. 3 Tennessee and No. 5 Clemson.

Missouri	7	10	3	3	23
South Carolina	0	7	3	0	10

SCORING SUMMARY

1st	3:50	MU	Cook 3-yard run (Mevis kick) (15-96-6:58)	0-7
2nd	11:29	MU	Schrader 1-yard run (Mevis kick) (10-84-5:20)	0-14
2nd	4:59	MU	Mevis 19-yard field goal (10-75-4:40)	0-17
2nd	0:47	SC	Rattler 7-yard run (Jeter kick) (12-82-4:02)	7-17
3rd	4:12	SC	Jeter 39-yard field goal (12-59-4:03)	10-17
3rd	1:47	MU	Mevis 50-yard field goal (6-42-2:25)	10-20
4th	12:51	MU	Mevis 32-yard field goal (5-34-2:00)	10-23

TEAM STATISTICS

	MU	SC
First Downs	20	14
Rushing	9	5
Passing	10	7
Penalty	1	2
Net Yards Rushing	143	32
Rushing Attempts	43	23
Net Yards Passing	224	171
Cmp.-Att.-Int.	17-26-0	20-30-1
Total Offense Yards	367	203
Total Offense Plays	69	53
Fumbles: No.-Lost	0-0	2-1
Penalties: No.-Yards	6-45	5-45
Punts-Yards	4-156	6-261
Avg. Yards Per Punt	39.0	43.5
Punt Returns: No.-Yards	1-(-3)	0-0
Kickoff Returns: No.-Yards	1-16	3-60
Interceptions: No.-Yards	1-0	0-0
Possession Time	36:35	23:25
Third Down Conversions	8-16	5-13
Fourth Down Conversions	0-0	0-0
Red Zone Scores-Chances	4-5	1-1
Sacks By: No.-Yards	4-28	1-2
PAT Kicks	2-2	1-1
Field Goals	3-4	1-1

INDIVIDUAL STATISTICS

RUSHING: MU: Schrader 22-81; Cook 11-53; Young 3-20; Burden 2-10; Lovett 1-2; Team 4-(-23). **SC:** Lloyd 7-30; Beal-Smith 3-3; McDowell 5-1; Rattler 8-(-2).

PASSING: MU: Cook 17-26-0-224. **SC:** Rattler 20-30-1-171.

RECEIVING: MU: Lovett 10-148; Schrader 2-32; Banister 2-28; Burden 2-5; Young 1-11. **SC:** Wells Jr. 7-52; Stogner 4-63; A. Brown 3-3; Legette 2-23; McDowell 2-5; Vann 1-20; Brooks 1-5.

PUNT RETURNS: MU: Burden 1-(-3). **SC:** None.

KICKOFF RETURNS: MU: Young 1-16. **SC:** Legette 2-48; Joyner 1-12.

INTERCEPTION RETURNS: MU: Norwood 1-0. **SC:** None.



GM
9

South Carolina 38
Vanderbilt 27

November 5, 2022
FirstBank Stadium
Nashville, Tenn.
28,553



NASHVILLE, TENN. (AP) — Spencer Rattler threw three touchdown passes and South Carolina became bowl-eligible with its sixth win of the season, a 38-27 victory over Vanderbilt on Saturday night.

Rattler threw a 29-yard TD pass to Xavier Legette, a 19-yard TD to Josh Vann and a 17-yard TD to Antwane Wells.

The Gamecocks (6-3, 3-3 Southeastern Conference) won their 14th straight game over the Commodores (3-6, 0-5).

South Carolina built a commanding 31-14 halftime lead and handed Vanderbilt its fifth straight loss.

The Commodores suffered their 26th consecutive SEC defeat despite a career-high 167 rushing yards from senior running back Ray Davis, a Temple transfer.

South Carolina scored 10 points off turnovers in the first quarter.

Darius Rush intercepted an underthrown pass by AJ Swann at the Gamecocks 30-yard line, setting up the game's first touchdown.

Five plays later, Legette got behind the coverage in the middle of the end zone for a 29-yard scoring strike from Rattler to give South Carolina a 7-0 lead.

The teams traded long TD passes before Swann fumbled during a sack at the Commodores 17, setting up Mitch Jeter's 31-yard field goal which extended the Gamecocks' lead to 17-7 with 21 seconds left in the first quarter.

THE TAKEAWAY

South Carolina: The Gamecocks' offense rambled for 492 yards and never trailed. South Carolina faces a difficult finish with games against Florida, No. 2 Tennessee and No. 5 Clemson.

Vanderbilt: Defense continues to be a problem for the Commodores, who have allowed 38 or more points in four of their last five games. Three tough games remain for Vanderbilt: Kentucky, Florida and Tennessee.

TEMPERS FLARE

Gamecocks cornerback Cam Smith and Commodores wide receiver Will Sheppard were flagged with personal fouls after getting into a shoving match with 37 seconds left in the first half. Players from both teams surrounded Smith and Sheppard during the scuffle.

The teams appeared to be yelling at each other from close range as they jogged to their locker rooms for halftime, but nothing escalated beyond that.

South Carolina	17	14	7	0	38
Vanderbilt	7	7	7	6	27

SCORING SUMMARY

1st	11:23	SC	Legette 29-yard pass from Rattler (Jeter kick) (5-70-2:15)	7-0
1st	9:30	VU	Skinner Jr. 66-yard pass from Swann (Bulovas kick) (4-75-1:53)	7-7
1st	8:36	SC	Wells Jr. 68-yard pass from Joyner (Jeter kick) (2-70-0:49)	14-7
1st	0:21	SC	Jeter 31-yard field goal (4-4-1:12)	17-7
2nd	11:08	VU	Skinner Jr. 9-yard pass from Swann (Bulovas kick) (8-75-4:13)	17-14
2nd	9:13	SC	Beal-Smith 52-yard run (Jeter kick) (4-80-1:49)	24-14
2nd	1:22	SC	Vann 19-yard pass from Rattler (Jeter kick) (9-72-2:12)	31-14
3rd	6:50	VU	Smith 1-yard run (Bulovas kick) (11-81-5:51)	31-21
3rd	0:51	SC	Wells Jr. 17-yard pass from Rattler (Jeter kick) (12-65-5:59)	38-21
4th	6:06	VU	Davis 5-yard pass from Wright (pass failed) (11-87-4:18)	38-27

TEAM STATISTICS

	SC	VU
First Downs	17	24
Rushing	7	13
Passing	9	7
Penalty	1	4
Net Yards Rushing	208	226
Rushing Attempts	35	41
Net Yards Passing	284	228
Cmp.-Att.-Int.	20-28-0	18-33-2
Total Offense Yards	492	454
Total Offense Plays	63	74
Fumbles: No.-Lost	1-1	3-2
Penalties: No.-Yards	12-116	5-37
Punts-Yards	5-268	2-103
Avg. Yards Per Punt	53.6	51.5
Punt Returns: No.-Yards	0-0	1-(-1)
Kickoff Returns: No.-Yards	2-37	2-52
Interceptions: No.-Yards	2-5	0-0
Possession Time	29:13	30:47
Third Down Conversions	4-12	3-10
Fourth Down Conversions	1-2	1-2
Red Zone Scores-Chances	3-3	3-3
Sacks By: No.-Yards	2-13	1-2
PAT Kicks	5-5	3-3
Field Goals	1-1	0-1

INDIVIDUAL STATISTICS

RUSHING: SC: Bell 16-56; Beal-Smith 3-55; McDowell 5-48; Legette 2-28; Rattler 3-13; Wells Jr. 1-9; Joyner 1-8; Brooks 1-(-4); Team 3-(-5). **VU:** Davis 20-167; Wright 6-43; Smith 13-29; Swann 2-(-13).

PASSING: SC: Rattler 18-26-0-200; Joyner 1-1-0-68; Kroeger 1-1-0-16. **VU:** Swann 10-18-1-127; Wright 8-15-1-101.

RECEIVING: SC: Wells Jr. 4-110; Brooks 4-45; Vann 3-32; Bell 3-27; Legette 2-33; Brown 1-16; Hemingway 1-16; Adkins 1-6; Stogner 1-(-1). **VU:** Sheppard 6-95; Skinner Jr. 4-79; McGowan 4-20; Bresnahan 2-20; Ball 1-9; Davis 1-5.

PUNT RETURNS: SC: None. **VU:** Sheppard 1-(-1).

KICKOFF RETURNS: SC: Legette 1-20; McDowell 1-17. **VU:** McGowan 1-32; Lutz 1-20.

INTERCEPTION RETURNS: SC: Fortune 1-5; Rush 1-0. **VU:** None.

GM
10Florida 38
South Carolina 6November 12, 2022
Ben Hill Griffin Stadium
Gainesville, Fla.
89,454

GAINESVILLE, FLA. (AP) — Montrell Johnson Jr. ran for a career-high 161 yards and a touchdown, Anthony Richardson accounted for three scores in what might have been his final home game at Florida and the Gators steamrolled South Carolina 38-6 on Saturday.

Florida (6-4, 3-4 Southeastern Conference) avenged an ugly loss to the Gamecocks last season, won consecutive league games for the first time in nearly two years and became bowl eligible in coach Billy Napier's first season.

The Gators dominated from the start, scoring on their first four drives and leading 24-0 before South Carolina (6-4, 3-4) crossed midfield. Richardson opened the drubbing with a 3-yard run and doubled the lead with a 15-yard strike to Ricky Pearsall. Freshman Trevor Etienne had the play of the game: an 85-yard TD run that made it 21-0 late in the first quarter.

South Carolina's third quarter was somehow worse than its first. Coach Shane Beamer's team fumbled three times in its first four snaps out of the locker room, gift-wrapping three short fields for Florida that resulted in a missed field goal, a touchdown and a turnover on downs.

Florida's defense played its best game of the season, with the highlight coming when 415-pound defensive tackle Desmond Watson ripped the ball out of Jaheim Bell's arms and rambled 8 yards the other way. Watson was so tired that he barely celebrated when he reached teammates eagerly awaiting his arrival on the sideline.

Nonetheless, it was just the start of an hours-long party for the Gators, who finished with 374 yards rushing.

Richardson completed 11 of 23 passes for 112 yards and two touchdowns. He also ran for 96 yards and a score. Etienne finished with 100 yards on the ground.

At one point, Florida had three guys with at least 100 yards rushing — a feat last accomplished by the Gators in 1984. But Richardson lost 6 yards on a sack in the fourth before heading to the bench.

Little went right for South Carolina, which played without running back MarShawn Lloyd (thigh bruise).

FAKE PUNT

South Carolina's lone highlight was a fake punt late in the second quarter. Punter Kai Kroeger took the snap and connected with Dakereon Joyner for a 48-yard score. Joyner was all alone on the right side of the field and had one guy to beat, receiver Xzavier Henderson, for the touchdown.

South Carolina	0	6	0	0	6
Florida	21	3	7	7	38

SCORING SUMMARY

1st	9:17	UF	Richardson 3-yard run (Mihalek kick) (14-75-5:43)	0-7
1st	4:31	UF	Pearsall 15-yard pass from Richardson (Mihalek kick) (7-64-2:40)	0-14
1st	1:59	UF	Etienne 85-yard run (Mihalek kick) (2-85-0:21)	0-21
2nd	6:24	UF	Mihalek 28-yard field goal (11-82-6:19)	0-24
2nd	1:52	SC	Joyner 48-yard pass from Kroeger (Kroeger pass failed) (9-75-4:32)	6-24
3rd	9:43	UF	Odom 4-yard pass from Richardson (Mihalek kick) (3-12-1:15)	6-31
4th	6:02	UF	Johnson Jr. 8-yard run (Mihalek kick) (8-48-4:08)	6-38

TEAM STATISTICS

	SC	UF
First Downs	11	26
Rushing	6	15
Passing	4	10
Penalty	1	1
Net Yards Rushing	44	374
Rushing Attempts	23	54
Net Yards Passing	193	141
Cmp.-Att.-Int.	19-27-0	13-25-0
Total Offense Yards	237	515
Total Offense Plays	50	79
Fumbles: No.-Lost	3-3	4-1
Penalties: No.-Yards	11-82	7-50
Punts-Yards	6-270	2-116
Avg. Yards Per Punt	45.0	58.0
Punt Returns: No.-Yards	1-37	3-0
Kickoff Returns: No.-Yards	2-30	0-0
Interceptions: No.-Yards	0-0	0-0
Possession Time	23:40	36:20
Third Down Conversions	3-11	9-15
Fourth Down Conversions	1-2	1-2
Red Zone Scores-Chances	0-1	5-8
Sacks By: No.-Yards	3-15	3-24
PAT Kicks	0-0	5-5
Field Goals	0-0	1-2

INDIVIDUAL STATISTICS

RUSHING: SC: Bell 12-30; Joyner 2-17; McDowell 2-11; Legette 1-(-1); Rattler 6-(-13). **UF:** Johnson Jr. 24-161; Etienne 8-100; Richardson 15-96; Wright 3-15; Lingard 1-10; Pearsall 1-7; Team 1-(-5); Crawshaw 1-(-10).

PASSING: SC: Rattler 18-26-0-145; Kroeger 1-1-0-48. **UF:** Richardson 11-23-0-112; Kitna 2-2-0-29.

RECEIVING: SC: Vann 3-40; Brooks 3-30; A. Brown 3-19; Joyner 2-73; Wells Jr. 2-16; Bell 2-6; Legette 2-6; McDowell 2-3. **UF:** Douglas 3-53; Henderson 2-15; Odom 2-6; Jackson 1-23; Pearsall 1-15; Zanders 1-11; Burke 1-6; Johnson Jr. 1-6; Pouncey 1-6.

PUNT RETURNS: SC: Vann 1-37. **UF:** Henderson 2-(-11); Pearsall 1-11.

KICKOFF RETURNS: SC: Legette 1-23; McDowell 1-7. **UF:** None.

INTERCEPTION RETURNS: SC: None. **UF:** None.



**GM
11**

**South Carolina 63
#5/5 Tennessee 38**



**November 19, 2022
Williams-Brice Stadium
Columbia, S.C.
79,041**



COLUMBIA, S.C. (AP) — Spencer Rattler had the best day of his unpredictable career, throwing for 438 yards and six touchdowns as South Carolina beat No. 5 Tennessee 63-38 on Saturday night, all but eliminating the Volunteers from the playoffs.

Tennessee (9-2, 6-2 Southeastern, No. 5 CFP) may have also lost Heisman Trophy candidate Hendon Hooker, who left the game in the fourth quarter with a leg injury, falling and fumbling without being hit.

Even before the injury, the quarterback of the night was Rattler, who went from Heisman contender to the bench at Oklahoma in 2021.

The junior came into the night with nine interceptions and eight touchdowns and averaging 198 yards a game passing. There were questions about whether the Gamecocks (7-4, 4-4) might want to test out the backup.

But Rattler was patient in the pocket, dropping passes into the narrowest of windows. He completed 30 of 37 passes and ran when he had to with five carries for 16 yards. And he even caught a pass in the red zone from Dakeron Joyner, who South Carolina typically uses as a running threat under center.

"He was on. You talk about players and being in the zone," South Carolina coach Shane Beamer said.

Rattler's best day before Saturday was 387 yards against Kansas State for Oklahoma in 2020 and five TDs for the Sooners against Western Carolina in 2021.

Antwane Wells Jr. caught 11 passes for 177 yards and Josh Vann and Jaheim Bell each caught two touchdowns for the Gamecocks. Joyner had two rushing scores.

"Our whole mindset going into this game was attack. You weren't going to win this game punting on fourth down," said Beamer, whose team converted both of its fourth down tries and were 8 of 11 on third down.

The Tennessee defense could do almost nothing to stop the 11th best offense in the SEC. The Gamecocks gained 606 yards after failing to get over 300 yards in three of their past four games.

The 63 points were the most the Vols have ever allowed in an SEC game, eclipsing the 62-37 loss to Steve Spurrier's Florida in 1995.

"This one needs to hurt," Tennessee coach Josh Heupel said at his news conference under the stands as shouts of "Game!" "Cocks!" could be heard from students who rushed the field.

Hooker was 25 of 42 for 247 yards and three TDs before his injury. He didn't have his typical crisp game, overthrowing receivers and missing a few wide open throws. There was no immediate word on the severity of his hurt leg, but he did not return to the game.

SAND(STORM) THE FIELD

Beamer said before the game his youngest daughter Olivia texted him and said all she wanted for Christmas was to storm the field.

Sure enough, South Carolina fans rushed out of the stands after the win. It was so chaotic, Beamer couldn't find her. But he remembered.

"Santa will certainly bring you something, but Mom and I are certainly out of presents," Beamer said.

THE TAKEAWAY

Tennessee: A promising season for Tennessee imploded when the defense could not make a stop. South Carolina scored touchdowns on nine of 11 drives. One of the unsuccessful ones was a one-play drive that ended the first half.

South Carolina: The Gamecocks beat a Top 5 team for only the seventh time. It was their biggest win since knocking off No. 2 Georgia 20-17 in 2019 in double overtime. The 63 points were the most in an SEC game by the Gamecocks since they beat Mississippi State 65-39 in 1995.

Tennessee	7	17	7	7	38
South Carolina	21	14	7	21	63

SCORING SUMMARY

1st	10:34	SC	Bell 19-yard pass from Rattler (Jeter kick) (9-75-4:26)	7-0
1st	9:30	UT	Small 31-yard run (McGrath kick) (4-75-1:04)	7-7
1st	6:25	SC	Vann 60-yard pass from Rattler (Jeter kick) (5-65-2:59)	14-7
1st	1:15	SC	McDowell 11-yard pass from Rattler (Jeter kick) (7-64-3:18)	21-7
2nd	12:24	UT	Tillman 3-yard pass from Hooker (McGrath kick) (14-75-3:51)	21-14
2nd	9:06	SC	Joyner 1-yard run (Jeter kick) (7-74-3:18)	28-14
2nd	4:58	UT	McGrath 27-yard field goal (12-65-4:08)	28-17
2nd	2:04	SC	Vann 18-yard pass from Rattler (9-75-2:54)	35-17
2nd	0:12	UT	McCoy 7-yard pass from Hooker (McGrath kick) (11-75-1:52)	35-24
3rd	9:53	UT	Fant 41-yard pass from Hooker (McGrath kick) (6-74-1:01)	35-31
3rd	5:03	SC	Wells Jr. 3-yard run (Jeter kick) (9-65-4:50)	42-31
4th	11:41	SC	Bell 2-yard pass from Rattler (Jeter kick) (11-75-6:12)	49-31
4th	9:26	SC	Joyner 3-yard run (Jeter kick) (4-17-2:02)	56-31
4th	2:06	SC	Brooks 20-yard pass from Rattler (Jeter kick) (9-82-5:13)	63-31
4th	1:14	UT	Tillman 21-yard pass from Milton III (McGrath kick) (4-75-0:46)	63-38

TEAM STATISTICS

	UT	SC
First Downs	31	35
Rushing	8	12
Passing	18	19
Penalty	5	4
Net Yards Rushing	152	153
Rushing Attempts	28	38
Net Yards Passing	355	453
Cmp.-Att.-Int.	29-50-0	31-38-0
Total Offense Yards	507	606
Total Offense Plays	78	76
Fumbles: No.-Lost	1-1	0-0
Penalties: No.-Yards	7-60	9-75
Punts-Yards	3-107	1-55
Avg. Yards Per Punt	35.7	55.0
Punt Returns: No.-Yards	1-9	0-0
Kickoff Returns: No.-Yards	3-53	2-45
Interceptions: No.-Yards	0-0	0-0
Possession Time	21:02	38:58
Third Down Conversions	5-12	8-11
Fourth Down Conversions	2-3	2-2
Red Zone Scores-Chances	4-5	8-8
Sacks By: No.-Yards	1-10	1-10
PAT Kicks	5-5	9-9
Field Goals	1-1	0-0

INDIVIDUAL STATISTICS

RUSHING: UT: Small 11-80; Wright 6-28; Hooker 5-25; Milton III 2-17; Sampson 4-2. **SC:** Bell 17-82; A. Brown 3-39; Joyner 6-21; Rattler 5-16; Wells Jr. 1-3; Legette 2-(-2); Teama 1-(-2); McDowell 3-(-4).

PASSING: UT: Hooker 25-42-0-247; Milton III 4-8-0-108. **SC:** Rattler 30-37-0-438; Joyner 1-1-0-15.

RECEIVING: UT: Tillman 9-81; Hyatt 6-65; White 5-96; McCoy 3-19; Fant 2-57; Keyton 2-33; Warren 1-6; Saampson 1-(-2). **SC:** Wells Jr. 11-177; Bell 5-39; Vann 2-78; Brooks 2-56; Adkins 2-20; McDowell 2-18; Joyner 2-13; Kenion 1-21; Rattler 1-15; Legette 1-7; A. Brown 1-6; Stogner 1-3.

PUNT RETURNS: UT: Williams 1-9. **SC:** None.

KICKOFF RETURNS: UT: Holiday 3-53. **SC:** Vann 2-45.

INTERCEPTION RETURNS: UT: None. **SC:** None.

GM
12South Carolina 31
#7/8 Clemson 30November 26, 2022
Memorial Stadium
Clemson, S.C.
81,500

CLEMSON, S.C. (AP) — Spencer Rattler threw for 360 yards and two touchdowns, Mitch Jeter hit the go-ahead field goal with 11 minutes left and South Carolina crushed the playoff hopes of a second straight top-10 team with a 31-30 victory at No. 7 Clemson on Saturday.

The Gamecocks (8-4, 3-2 SEC) were the talk of college football last week after their 63-38 dismantling of then fifth-ranked Tennessee, ending the Vols' hopes of a College Football Playoff berth.

South Carolina and Rattler, who threw for 438 yards and six touchdowns against Tennessee, ended any chance Clemson (10-2, 6-1 ACC, CFP No. 8) had of reaching the CFP. The Gamecocks rallied from 14-0 down 10 minutes in to end Clemson's seven-game series winning streak and 40-game home streak that dated to 2016.

Antwane Wells Jr. had nine catches for 131 yards, including touchdowns of 4 and 72 yards.

Clemson was looking to set a series record with its eighth in a row over South Carolina. And the Tigers were up 30-21 midway through the third period after Will Shipley's 11-yard burst to the end zone.

That's when Wells, the James Madison transfer, broke behind the defense for a 72-yard scoring catch two plays later.

After Clemson's three-and-out, Rattler moved the Gamecocks to the Tigers 10 before Jeter connected for a 35-yard kick to go 10 of 10 on the season.

Clemson had no answer after South Carolina took the lead. The Tigers managed only 15 yards on three series as DJ Uiagalelei went a combined 0-of-6 passing with an interception.

Clemson got the ball back a final time with 2:09 left, but Antonio Williams fumbled on a punt return and South Carolina's Nick Emmanwori recovered.

The Gamecocks went wild in celebration, rushing to the team's fans and band in Death Valley's West end zone.

Wells wrapped it up with his final catch for a first down with 1:04 left. Rattler took the final snap and heaved the ball high in the air in joy.

THE TAKEAWAY

South Carolina: The Gamecocks probably wish there was more left to the season. It's been a landmark regular season in Shane Beamer's second season as coach, with wins over ranked Kentucky, vs. Texas A&M and against the seemingly CFP-bound Vols before beating rival Clemson.

Clemson: This was not the way the Tigers hoped to head into the ACC title game against North Carolina next week. Clemson needed to win out and defeat the Tar Heels for any chance to reach the College Football Playoff.

South Carolina	0	14	14	3	31
Clemson	14	9	7	0	30

SCORING SUMMARY

1st	12:15	CU	Trotter 35-yard interception return (Potter kick)	0-7
1st	5:52	CU	Uiagalelei 9-yard run (Potter kick)	0-14
2nd	13:59	SC	Wells Jr. 4-yard pass from Rattler (Jeter kick) (8-51-3:08)	7-14
2nd	10:05	CU	SAFETY: Rattler tackled in end zone	7-16
2nd	8:24	SC	Rattler 4-yard run (Jeter kick) (4-37-1:31)	14-16
2nd	6:14	CU	Williams 11-yard pass from Uiagalelei (Potter kick) (5-75-2:10)	14-23
3rd	12:06	SC	Bell 2-yard run (Jeter kick) (4-26-1:52)	21-23
3rd	4:35	CU	Shipley 11-yard run (Potter kick) (6-47-2:35)	21-30
3rd	3:45	SC	Wells Jr. 72-yard pass from Rattler (Jeter kick) (2-75-0:50)	28-30
4th	10:54	SC	Jeter 35-yard field goal (10-54-6:21)	31-30

TEAM STATISTICS

	SC	CU
First Downs	14	17
Rushing	2	10
Passing	11	5
Penalty	1	2
Net Yards Rushing	55	237
Rushing Attempts	31	37
Net Yards Passing	360	99
Cmp.-Att.-Int.	25-39-2	8-29-1
Total Offense Yards	415	336
Total Offense Plays	70	66
Fumbles: No.-Lost	0-0	2-2
Penalties: No.-Yards	5-55	3-23
Punts-Yards	7-376	9-410
Avg. Yards Per Punt	53.7	45.6
Punt Returns: No.-Yards	2-33	3-37
Kickoff Returns: No.-Yards	2-42	1-27
Interceptions: No.-Yards	1-0	2-35
Possession Time	32:57	27:03
Third Down Conversions	3-13	7-16
Fourth Down Conversions	2-2	0-0
Red Zone Scores-Chances	4-5	3-3
Sacks By: No.-Yards	1-6	4-12
PAT Kicks	4-4	4-4
Field Goals	1-1	0-0

INDIVIDUAL STATISTICS

RUSHING: SC: Bell 9-29; Lloyd 11-17; Brooks 10-15; Beal-Smith 2-2; Joyner 1-(-1); Team 1-(-2); Rattler 6-(-5). **CU:** Shipley 15-132; Uiagalelei 12-51; Mafah 7-42; Pace 2-8; Williams 1-4.

PASSING: SC: Rattler 25-39-2-360. **CU:** Uiagalelei 8-29-1-99.

RECEIVING: SC: Wells Jr. 9-131; Adkins 4-62; Brooks 3-33; Vann 2-56; A. Brown 2-3; Bell 2-2; McDowell 1-65; Stogner 1-5; Lloyd 1-3. **CU:** Collins 2-65; Shipley 2-13; Williams 2-11; Ngata 1-7; Briningstool 1-3.

PUNT RETURNS: SC: A. Brown 2-33. **CU:** Williams 3-37.

KICKOFF RETURNS: SC: Legette 2-42. **CU:** Mafah 0-19; Shipley 1-8.

INTERCEPTION RETURNS: SC: Dial 1-0. **CU:** Trotter Jr. 1-35; Mickens 1-0.

ABOVE ALL ELSE

