



# VIRGINIA TECH

## 2022-23 MEN'S BASKETBALL



13 NCAA APPEARANCES / 13 NIT APPEARANCES (2 CHAMPIONSHIPS) /  
18 ALL-ACC SELECTIONS / 10 ALL-AMERICANS / 20 NBA DRAFT PICKS

GAME 25

### THE MATCHUP

#### VIRGINIA TECH HOKIES

14-10, 4-9 ACC

**Head Coach:** Mike Young (Emory & Henry, 1986)  
**Record at Virginia Tech:** 68-46 (4th Season)  
**Career Record:** 367-290 (21st Season)  
**vs. Notre Dame:** 4-2 (4-1 at VT)

AT

#### NOTRE DAME FIGHTING IRISH

10-14, 2-11 ACC

**Head Coach:** Mike Brey (George Washington, 1982)  
**Record at Notre Dame:** 482-273 (23rd Season)  
**Career Record:** 581-325 (28th Season)  
**vs. Virginia Tech:** 9-7 (9-7 at ND)

GAME 25 | VIRGINIA TECH at NOTRE DAME - FEB. 11, 2023 | 2PM | RSN | SOUTH BEND, IND. | PURCELL PAVILION (9,149)

### BROADCAST INFORMATION

#### TV | RSN

Evan Lepler, PxP  
Terrence Oglesby, Analyst

#### RADIO | VT Sports Network

Zach Mackey, PxP  
Mike Burnop, Analyst

#### VIDEO STREAM

ESPN.com and ESPN app

#### LIVE STATS

stats.hokiesports.com



@HokiesMBB

@NDmbb

### PROJECTED STARTERS

Virginia Tech	Ht.	Wt.	Yr.	Hometown	PPG	RPG	Other
G 3 Sean Pedulla	6-1	195	So.	Edmond, Okla.	15.8	3.6	10+ points in 22 games this season
G 0 Hunter Cattoor	6-3	200	Sr.	Orlando, Fla.	10.9	4.0	41.8 3FG% (51-122)
G 2 MJ Collins	6-4	190	Fr.	Clover, S.C.	3.8	2.6	Season-high 11p vs. Syracuse
F 25 Justyn Mutts	6-7	220	Sr.	Millville, N.J.	13.0	7.2	6 double-doubles
F 21 Grant Basile	6-9	235	Gr.	Pewaukee, Wis.	15.6	5.6	Averaging 22.6 ppg over last 5



### KEY STORYLINES

#### THE SERIES

- Tech enters Saturday's tilt with Notre Dame on a four-game winning streak in the series. It's the longest active winning streak for the Hokies against an ACC foe.
- Despite dropping the last four meetings, Notre Dame has a 9-8 edge in the all-time series.
- Tech has a 3-4 record in South Bend and won the most recent meeting at Purcell Pavilion (62-51 on Jan. 27, 2021).
- The Hokies will be seeking their first road win of the season (0-7). ND is 10-6 at home this season.
- In Tech's two wins against the Irish last season, the Hokies averaged 83 ppg.

#### HOKIE HEADLINES

- Grant Basile racked up a season-high 33 points (four shy of his career high) on 12 of 21 shooting in Tech's 82-76 setback to Boston College on Wednesday night.
- Over the last five games, Basile is averaging 22.6 points per game.
- Sean Pedulla (10th) and Basile (13th) give the Hokies two of the top 13 scorers among ACC players.
- Tech is one of three schools (North Carolina and NC State) that has at least two players among the top 13 scorers in the ACC.
- Hunter Cattoor leads the league in 3FG% at 41.8% (51-122).

#### CLIMBING THE LADDER

- Hunter Cattoor is currently seventh all-time in career 3-pointers made in VT history. He became the ninth Hokie to reach 200 for his career at Boston College.

Seasons	Name	3FG
2005-09	A.D. Vassallo	267
2007-11	Malcolm Delaney	264
1986-89	Wally Lancaster	257
2014-18	Justin Bibbs	254
1999-2003	Brian Chase	239
2014-19	Ahmed Hill	230
2019-pr.	Hunter Cattoor	224
2000-05	Carlos Dixon	215
2003-07	Zabian Dowdell	210
2010-14	Jarell Eddie	192

### 2022-23 SCHEDULE

#### RECORD

14-10

ACC	4-9
NON-CONFERENCE	10-1
HOME	11-3
AWAY	0-7
NEUTRAL	3-0

Date	Opponent	TV	Time/Result
11/7	Delaware State	ACGNX	W, 95-57
11/10	Lehigh	ACGN	W, 78-52
11/13	William & Mary	RSN	W, 94-77
11/17	Old Dominion <sup>1</sup>	ESPN2	W, 75-71
11/18	Penn State <sup>1</sup>	ESPN2	W, 61-59
11/20	at College of Charleston <sup>1</sup>	ESPN2	L, 75-77
11/25	Charleston Southern	ACGN	W, 69-64
11/28	Minnesota <sup>2</sup>	ESPN2	W, 67-57

12/4	#18 North Carolina <sup>*</sup>	ACGN	W, 80-72
12/7	Dayton	ACGN	W, 77-49
12/11	Oklahoma State <sup>3</sup>	ESPN2	W, 70-65
12/17	Grambling State	RSN	W, 74-48
12/21	at Boston College <sup>*</sup>	ACGN	L, 65-70 (OT)
12/31	at Wake Forest	RSN	L, 75-77

1/4	Clemson <sup>*</sup>	ESPNU	L, 65-68
1/7	NC State <sup>*</sup>	RSN	L, 69-73
1/11	at Syracuse <sup>*</sup>	RSN	L, 72-82
1/18	at #10 Virginia <sup>*</sup>	ESPNU	L, 68-78
1/21	at #19 Clemson <sup>*</sup>	ESPN2	L, 50-51
1/23	Duke <sup>*</sup>	ESPN	W, 78-75
1/28	Syracuse <sup>*</sup>	ACGN	W, 85-70
1/31	at #23 Miami <sup>*</sup>	ESPNU	L, 83-92

2/4	#6 Virginia <sup>*</sup>	ESPN2	W, 74-68
2/8	Boston College <sup>*</sup>	ACGN	L, 76-82
2/11	at Notre Dame <sup>*</sup>	RSN	2 PM
2/15	at Georgia Tech <sup>*</sup>	ACGN	7 PM
2/18	Pitt <sup>*</sup>	ACGN	5 PM
2/21	Miami <sup>*</sup>	TBD	7 PM
2/25	at Duke <sup>*</sup>	ESPN	8 PM
2/28	at Louisville <sup>*</sup>	ACGN	9 PM

3/4	Florida State <sup>*</sup>	ESPN/2	TBD
3/7-11	ACC Tournament <sup>4</sup>	ESPN	-

All Times Eastern

\* - ACC Game

1 - Shriners Children's Charleston Classic (Charleston, S.C.)

2 - ACC/Big Ten Challenge (Blacksburg, Va.)

3 - Basketball Hall of Fame Invitational (Brooklyn, N.Y.)

4 - New York Life ACC Tournament (Greensboro, N.C.)



### CONTACT INFO

**Brian Cox** | Phone: (540) 250-0624  
Email: bcox90@vt.edu  
Associate AD, Creative Communications

**Will Copeland** | Phone: (757) 814-0930  
Email: cwil99@vt.edu  
Assistant Director, Creative Communications

## QUICK FACTS

### THE BASICS

University Name: Virginia Tech  
 Location: Blacksburg, Va.  
 Founded: 1872  
 Enrollment: 37,000  
 President: Dr. Tim Sands  
 Director of Athletics: Whit Babcock  
 Nickname: Hokies  
 Mascot: Hokie Bird  
 Colors: Chicago Maroon and Burnt Orange  
 Affiliation: NCAA Division I  
 Conference: Atlantic Coast (18th Season)

### FACILITY FACTS

CASSELL COLISEUM  
 Capacity: 8,925  
 Record in Arena: 646-211 (.754)  
 Largest Crowd: 11,500 (vs. Purdue; Dec. 3, 1966)

### TEAM INFORMATION

2021-22 Record: 23-13  
 Home/Away/Neutral: 11-4/7-6/5-3  
 Conference Record: 11-9  
 Home/Away: 6-4/5-5  
 Conference Finish: 7th  
 Conference Tournament: Champion  
 Starters Returning/Lost: 2/3  
 Letterwinners Returning/Lost: 6/6  
 Newcomers: 9

Total seasons: 115  
 First season: 1908-09  
 All-Time Record: 1,532-1,266  
 All-Time ACC Record: 142-178  
 All-Time ACC Tournament Record: 14-17  
 ACC Championship Game Appearances (Titles): 1 (1 - 2022)  
 NCAA Tournament Appearances (Last): 13 (2022)  
 All-Time NCAA Record: 8-13



## MEDIA INFORMATION

### CREDENTIALS

Outlets interested in obtaining credentials to cover Virginia Tech basketball home games must apply for credentials via: [media.hokiesports.com/credentials](http://media.hokiesports.com/credentials).

You may also email: [bcox90@vt.edu](mailto:bcox90@vt.edu).

All credentials for Virginia Tech home games this season will be issued on a single-game basis, and media seating is extremely limited.

### INTERVIEW POLICY

During ACC play, Mike Young conducts weekly media press conferences, via Zoom. To request the Zoom link for a particular week, please email Brian Cox ([bcox90@vt.edu](mailto:bcox90@vt.edu)).

**Gamedays:** Coach Mike Young and select players will be available to the media following a 10-minute cooling off period after the game. For home games, interviews of Coach Young and players will be conducted in-person in the Cassell Coliseum media center.

**Non-Gamedays:** All coach and player interview requests need to be arranged through the Virginia Tech Creative Communications Office - contact Brian Cox (c. 540-250-0624; e. [bcox90@vt.edu](mailto:bcox90@vt.edu)). Players and coaches should not be contacted directly under any circumstances.



## 2022-23 VIRGINIA TECH NUMERICAL ROSTER

No.	Name	Cl.	Pos.	Ht.	Wt.	Hometown	Previous School
0	Hunter Cattoor	Sr.	G	6-3	200	Orlando, Fla.	Bishop Moore
1	Rodney Rice	Fr.	G	6-4	195	Clinton, Md.	DeMatha Catholic
2	MJ Collins	Fr.	G	6-4	190	Clover, S.C.	Combine Academy
3	Sean Pedulla	So.	G	6-1	195	Edmond, Okla.	Edmond Memorial
4	Darren Buchanan Jr.	Fr.	F	6-7	235	Washington, D.C.	Woodrow Wilson
5	Patrick Wessler	Fr.	C	7-0	245	Matthews, N.C.	Combine Academy
10	Camden Johnson	So.	G	6-1	185	Waxhaw, N.C.	Metrolina Christian Academy
11	John Camden	r-Fr.	F	6-8	215	Downingtown, Pa.	Memphis
13	Darius Maddox	Jr.	G	6-5	180	Bowie, Md.	Oak Hill Academy
14	Owyn Dawyot	Fr.	G	6-2	190	Roanoke, Va.	Cave Spring
15	Lynn Kidd	Jr.	C	6-10	235	Gainesville, Fla.	Clemson
21	Grant Basile	Gr.	F	6-9	235	Pewaukee, Wis.	Wright State
25	Justyn Mutts	Sr.	F	6-7	220	Millville, N.J.	Delaware
33	Michael Ward	Fr.	G	6-2	175	Bethesda, Md.	Walt Whitman
34	Mylyjael Poteat	Jr.	F	6-9	265	Reidsville, N.C.	Rice

## COACHING & SUPPORT STAFF

**Head Coach:** Mike Young (Emory & Henry, 1986)  
**Record at VT:** 68-46 (4th Year)  
**Overall Record:** 367-290 (21st Year)  
**Associate Head Coach:** Mike Jones (2nd Year)  
**Assistant Coach:** Christian Webster (7th Year)  
**Assistant Coach:** Kevin Giltner (4th Year)  
**Chief of Staff:** Stephanie Ballein (4th Year)  
**Special Assistant for Recruiting:** Matt Olinger (4th Year)  
**Director of Player Personnel:** Ryan Nadeu (5th Year)  
**Special Assistant to the Head Coach:** Ace Custis (4th Year)  
**Strength & Conditioning:** David Jackson (15th Year)  
**Athletic Trainer:** Hisham Ziyout (4th Year)

## PRONUNCIATION GUIDE

Hunter Cattoor	cuh-TOUR
Sean Pedulla	puh-DOOL-uh
Darren Buchanan Jr.	DARE-in BUH-can-in
Patrick Wessler	WES-lerr
Darius Maddox	Mad-DOCKS
Owyn Dawyot	Doy-YACHT
Grant Basile	buh-ZILLY
Justyn Mutts	JUST-in
Mylyjael Poteat	Muh-LIE-juh! POH-teet

## ROSTER BY CLASS

Freshmen (7)	Sophomores (2)	Juniors (3)	Seniors (3)
Darren Buchanan Jr.	Camden Johnson	Lynn Kidd	Grant Basile <sup>^</sup>
John Camden*	Sean Pedulla	Darius Maddox	Hunter Cattoor
MJ Collins		Mylyjael Poteat	Justyn Mutts
Owyn Dawyot			
Rodney Rice			
Michael Ward			
Patrick Wessler			

\* = Redshirt  
<sup>^</sup> = Graduate Student

## SOCIAL



## BY THE NUMBERS

# 2

Grant Basile delivered his **second** game as a Hokie of at least **30 points**, dialing up a **season-high 33 points** against Boston College.

# 5

The Hokies had **five turnovers** against BC, which were the **fewest in a loss** since the 2014 ACC tournament vs. Miami (three). Since 2013-14, Tech is **7-2** when posting **five TOs or less**.

# 6

Tech head coach **Mike Young** registered his **sixth career win** against a team ranked in the **top 10** of the AP Poll when VT took down UVA. Five of those have come at the helm of the Hokies.

## NOTEWORTHY

### BASILE PLAYING LIKE A BOSS

- Grant Basile became the first Tech player since Justin Bibbs (2015-16) to score at least 30 points twice in the same season. Basile dropped in a season-high 33 points against Boston College, besting his previous high of 30 points in the Hokies' season opener against Delaware State. His career high of 37 points came against Marshall on Nov. 12, 2021 when he was at Wright State.
- Over his last eight games, Basile is averaging 20.5 points per game.
- In four of those games, he's eclipsed double-digit field goals made and knocked down at least one trey in all eight contests.

### HUNT CLOSING IN ON 1K

- Hunter Cattoor has amassed 966 career points in his four seasons with the Hokies. He is on pace to become the 49th Tech men's basketball player to join the 1,000-point club.

### LIGHT IT UP FROM THREE

- Grant Basile has already surpassed his 3-point total from last season. The grad student from Pewaukee, Wisconsin has converted 46 treys through 24 games as a Hokie. In his last season at Wright State, Basile knocked down 39 triples in 36 games.
- He's also drastically improved his 3-point percentage in Blacksburg. Basile shot 28.3% from three in 2021-22, compared to 38.3% currently at Tech.

### RISE TO THE RANKED OCCASION

- Virginia Tech is 5-0 in its last five games against ranked opponents in Cassell Coliseum, dating back to Dec. 15, 2020. In that time, Tech has an 8.2 average margin of victory.
- In each of those five games, the Hokies have been the lower-ranked side. In fact, despite making the NCAA Tournament in three of the last four seasons, Tech hasn't been higher up the poll in a home ranked matchup since Feb. 4, 2019.
- Saturday's win was the Hokies' second over an AP-ranked foe this season (UNC).

### CLOSE CALLS IN ACC PLAY

- Seven of the Hokies' nine losses in ACC play have come by single digits. The other two games (at Syracuse and at Virginia) were 10-point decisions.

Opponent	Score	Margin
at Boston College	65-70	-5
at Wake Forest	75-77	-2
Clemson	65-68	-3
NC State	69-73	-4
at Syracuse	72-82	-10
at Virginia	68-78	-10
at Clemson	50-51	-1
at Miami	83-92	-9
Boston College	76-82	-6

- Hunter Cattoor missed four of the games above (at Wake Forest—at Syracuse) after fracturing the radius in his left arm at Boston College.
- In the rematch with Syracuse and with Cattoor guarding Joe Girard III for most of the night, the Orange's leading scorer was held to seven points (tied for his lowest in ACC play) and over 10 points below his season average. He also only managed eight shot attempts. Girard III had 24 points and 20 shot attempts in the season's first meeting.

### VALUE THE BALL

- An emphasis in Coach Young's system is valuing the basketball, thus limiting turnovers.
- Through 24 games, the Hokies are averaging 10.2 turnovers per game, which ranks 12th in the country.
- Tech ranks 15th nationally in assist/turnover ratio (1.50).

### TRACKING THE TREY

- Coach Young's last four teams at Wofford all finished inside the top 10, nationally, in 3-point field-goal percentage.
- With three Hokies shooting over 40% from three, Tech made a big jump in this category in 2021-22.

Season	School	3FG%	Rank
2022-23	Virginia Tech	35.2	131st
2021-22	Virginia Tech	39.2	3rd
2020-21	Virginia Tech	35.4	95th
2019-20	Virginia Tech	35.2	81st
2018-19	Wofford	41.4	2nd
2017-18	Wofford	41.3	5th
2016-17	Wofford	40.3	7th
2015-16	Wofford	40.8	8th

### 'DULLA TURNING HEADS

- Sean Pedulla reached double-figure scoring in each of his first 18 games of the season. Pedulla was the first Hokie to do that since

Erick Green scored double figures in all 32 games of the 2012-13 season.

- Below is a chart of the sophomores in the country who have increased their points per game from a season ago by double digits. Pedulla is tied for ninth overall and the only Power 5 player.

Player	School	21-22	22-23	Change
Brandin Podziemski	Santa Clara	1.4	19.0	+17.6
Ty Johnson	UC Davis	0.9	16.3	+15.4
Bryce Hopkins	Providence	2.1	16.1	+14.0
Javon Small	East Carolina	2.0	15.8	+13.8
Curtis Jones	Buffalo	2.5	16.0	+13.5
Davon Barnes	Texas Southern	2.1	15.1	+13.0
Zhuric Phelps	SMU	3.8	17.0	+13.2
Noah Reynolds	Wyoming	2.9	14.5	+11.6
Ansley Almonor	Fairleigh Dickinson	3.5	14.1	+10.6
Sean Pedulla	Virginia Tech	5.4	15.8	+10.4

### FIVE STRAIGHT TICKETS PUNCHED

- The Hokies are among the nation's leaders in active NCAA Tournament appearances. With their program record fifth straight appearance locked up in 2022, they own the eighth-longest active streak. It's the second-longest among ACC programs.

School	Streak	Conference
Kansas	32	Big 12
Michigan State	24	Big Ten
Gonzaga	23	WCC
North Carolina	11	ACC
Villanova	9	BIG EAST
Purdue	7	Big Ten
Michigan	6	Big Ten
Virginia Tech	5	ACC

- A pretty remarkable turnaround for a program that prior to 2017 had only gone to the NCAA Tournament once (2007) in 20 years.

### TRIO OF TRANSFERS

- Tech landed Grant Basile (Wright State), John Camden (Memphis) and Mylyjael Poteat (Rice) out of the transfer portal in the offseason.
- Basile is the favorite to replace two-time All-ACC honoree Keve Aluma at the five

position for the Hokies. The 6-foot-9 forward is versatile and has 3-point range, which will once again provide VT the opportunity to space the floor with all five starters having the green light from three.

- Camden will add depth at the wing, playing the three and the four positions for Tech. At 6-foot-8, Camden gives VT the option to play big when he slides over to the three position. He will be another sharpshooter to add to the Hokies' already potent outside attack.
- Poteat has perhaps been the biggest surprise among the transfers. His footwork and hands have drawn praise from Coach Young over the summer. He will primarily play at the five position for Tech.

## DEPTH ON THE FRONT LINE

- As opposed to last year, the Hokies should have significant depth in the frontcourt this season.
- "We're deeper on the front line than we've ever been," Young said at ACC Tipoff in Charlotte. "We were thin as nickel soup last year in the frontcourt after Mutts and Aluma. But I am comfortable with Darren Buchanan, John Camden. ... And ... Mylyjael and Lynn Kidd ... are going to help our team — big, strong, athletic people. Lynn Kidd's an amazing athlete. Mylyjael Poteat is just a physical person that can run. He's got exceptional hands."

## SIZING US UP

- Entering the 2022-23 season, Tech will feature seven scholarship players at 6-foot-7 or taller.
- That figure ties for the second-most since the start of the Seth Greenberg era. - h/t David Cunningham

Season	# of players 6-7 or taller	Players
2003-04	5	Calloway, Matthews, McCandies, Dixon, Collins
2004-05	7	Witherspoon, Washington, Krabbendam, Calloway, Dixon, Collins, Tucker
2005-06	8	Witherspoon, Washington, Krabbendam, Vinson, Calloway, Collins, Diakite, Tucker
2006-07	7	Washington, Krabbendam, Vinson, Witcher, Collins, Diakite, Tucker
2007-08	5	Allen, Washington, Vinson, Witcher, Diakite
2008-09	6	Allen, Davila, Vinson, Witcher, Diakite, Swindle
2009-10	6	Allen, Raines, Davila, Witcher, Atkins, Swindle
2010-11	6	Allen, Chaney, Raines, Davila, Atkins, Eddie
2011-12	6	Van Zegeren, Raines, Davila, Finney-Smith, Eddie, Barksdale
2012-13	5	Van Zegeren, Raines, Eddie, Wood, Barksdale
2013-14	7	Van Zegeren, Raines, Kirby, Eddie, Thompson, Wood, Barksdale
2014-15	3	Henry, Van Zegeren, Pierce
2015-16	5	Henry, Pierce, Hamilton, Blackshear Jr., LeDay
2016-17	2	Sy, LeDay
2017-18	2	Fullard, Blackshear Jr.
2018-19	1	Blackshear Jr.
2019-20	3	Nolley, Ojiako, Johnson
2020-21	5	Ojiako, Aluma, N'Guessan, PemsI, Mutts
2021-22	6	N'Guessan, Haynes, Kidd, Ojiako, Aluma, Mutts
2022-23	7	Kidd, Basile, Poteat, Camden, Buchanan Jr., Wessler, Mutts

## BASILE THE PERFECT FIT

- More than 50 schools reached out to Grant Basile when he went into the transfer portal last spring. After his latest outing - a 23-point, 10-rebound performance against Dayton, Basile continues to deliver at a high rate for the Hokies.
- "He's just the perfect fit to go along with the other four starters that we have and the rest of the team," Sean Pedulla said. "Just a completely unselfish guy, a very team-oriented guy. And like the rest of us, he gets excited when other people play well and we're all excited when he plays well. Just a great overall fit."



## STANDINGS

TEAM	OVERALL	ACC	PCT
1. Virginia	18-4	10-3	.818
2. Clemson	18-6	10-3	.750
3. Pitt	17-7	10-3	.708
4. Miami	19-5	10-4	.792
5. NC State	19-6	9-5	.760
6. Duke	17-7	8-5	.708
7. Wake Forest	16-9	8-6	.640
8. Syracuse	15-10	8-6	.600
9. North Carolina	15-9	7-6	.625
10. Boston College	12-13	6-8	.480
11. Florida State	8-17	6-8	.320
<b>12. Virginia Tech</b>	<b>14-10</b>	<b>4-9</b>	<b>.583</b>
13. Notre Dame	10-14	2-11	.417
14. Georgia Tech	9-15	2-12	.375
15. Louisville	3-21	1-12	.125

## PREDICTED ORDER OF FINISH

TEAM (FIRST-PLACE VOTES)	POINTS
1. North Carolina (90)	1504
2. Duke (2)	1339
3. Virginia (6)	1310
4. Miami (2)	1138
5. Florida State	1064
6. Notre Dame	971
<b>7. Virginia Tech (1)</b>	<b>921</b>
8. Syracuse	700
9. Wake Forest	672
10. NC State	548
11. Clemson	528
12. Louisville	477
13. Boston College	368
14. Pitt	320
15. Georgia Tech	260

## PRESEASON ALL-ACC TEAM

### First Team

Armando Bacot, North Carolina  
 Isaiah Wong, Miami  
 Caleb Love, North Carolina  
 Terquavion Smith, NC State  
 Jeremy Roach, Duke

### Second Team

Jayden Gardner, Virginia  
 Dereck Lively II, Duke  
**Justyn Mutts, Virginia Tech**  
 PJ Hall, Clemson  
 RJ Davis, North Carolina

## PRESEASON ACC PLAYER OF THE YEAR

Armando Bacot, North Carolina

## PRESEASON ACC FRESHMAN OF THE YEAR

Dereck Lively II, Duke



## TEAM COMPARISON

VT	Stat	ND
74.0	Points Per Game	70.3
68.1	Opponents Points Per Game	71.9
+5.9	Scoring Margin	-1.5
34.3	Rebounds Per Game	31.0
+0.7	Rebounding Margin	-3.8
.471	FG Percentage	.447
.431	FG Percentage Defense	.467
.352	3FG Percentage	.366
.332	3FG Percentage Defense	.351
8.0	3FG Made Per Game	9.0
.735	FT Percentage	.759
15.3	Assists Per Game	12.3
10.2	Turnovers Per Game	8.8

## ELITE COMPANY

- Tech's Mike Young joined an elite group of head coaches who have won an ACC tournament title within the first three seasons at their respective school.

Coach	School	Year (#)
Vic Bubas	Duke	1960 (1)
Jim Valvano	NC State	1983 (3)
Press Maravich	NC State	1965 (1)
Terry Holland	Virginia	1976 (2)
Bill Guthridge	North Carolina	1998 (1)
Jim Larrañaga	Miami	2013 (2)
Mike Young	Virginia Tech	2022 (3)

- With the win against Duke, Young improved to 6-0 in conference tournament championship games. His six titles are as many as Michigan State's Tom Izzo and one more than Syracuse's Jim Boeheim.

## RAVE REVIEWS FOR POTEAT

- Junior forward Mylyjael Poteat has been a pleasant surprise for Coach Young.
- "He's got unbelievable hands," Young said of Poteat. "Much, much better feet. I liked him coming out of high school and I called him three or four times. ... He's gonna help us win. He's big and he's physical and he's not afraid of contact. He knows who he is as a player, and I think that's a benefit of playing college basketball for two years."

## NO CEILING

- Although the Hokies feature nine new faces in 2022-23, Justyn Mutts believes this group can be even better than last year.
- "There is no ceiling. I think our team is so diverse and so talented and so dynamic that if we really start to click the way I feel we can, it'll be scary. Just the way we defend, the way we can make shots, the way we can get to the basket or space it out or our pace of offense. I think once we really start clicking on all cylinders with the relationships that we have as people off the court, it'll be a lot of fun."

## 1-800-TRIFECTA

- Tech's trio of Hunter Cattoor, Darius Maddox and Sean Pedulla all shot above 40% from three last season (min. 30 makes).

Player	3FGM - 3FGA	3FG%
Hunter Cattoor	83-199	41.7
Darius Maddox	40-79	50.6
Sean Pedulla	34-76	44.7

- Cattoor's 83 makes led all Hokies and were tied for the fourth-most threes made in a single season in program history.
- Cattoor is also seventh all-time in career 3-pointers made at VT with 224. The record is held by A.D. Vassallo at 267.
- As a team, the Hokies buried 319 treys in 2021-22 - the second-most in a single season in Tech history.
- Two of the Hokies' three best single-season marks have come under Coach Young.

Season	3FG	3FG%
2018-19	327	39.4
2021-22	319	39.2
2019-20	315	35.2

## J-MUTTY: THE ULTIMATE SCHOLAR

- Justyn Mutts, the ACC's Skip Prosser Award winner last season, embarks on his 11th semester in college - having already earned a bachelor's degree and two master's degrees.
- He's currently enrolled in human development - his second undergraduate program.

## DO IT FOR THE CITY

- Justyn Mutts has his sights set on a third consecutive trip to the Big Dance in March. However, getting there isn't the end goal.
- "I've never won a game in March Madness," Mutts said. "That's definitely a huge thing for me this year. We need multiple wins [in the NAAs], just for the city. Blacksburg, they deserve it [for] the love that they show us."

## DEPENDABLE DEFENDERS

- Hunter Cattoor almost always draws the assignment of guarding the opposing team's best guard or wing.
- He's come a long way in that department, as Coach Young has gone on record of saying "he couldn't guard me" when Cattoor first arrived in Blacksburg.
- Combined with Justyn Mutts, who is as good of a defender as Young has ever coached, the Hokies have two elite leaders on the defensive side of the ball.



The 2022-23 season marks the 21st for Mike Young as a head coach.

## SPECIALTY STAT TRACKER

Opponent	Off TOs	Paint	2nd Chance	FB	Bench
Delaware State	18	28	16	8	19
Lehigh	16	40	4	2	17
William & Mary	14	24	14	6	21
Old Dominion	6	28	8	2	19
Penn State	8	40	11	2	10
at College of Charleston	15	44	9	7	5
Charleston Southern	14	40	8	8	11
Minnesota	13	40	13	2	15
North Carolina	10	42	8	10	12
Dayton	10	36	7	2	14
Oklahoma State	19	24	10	7	12
Grambling State	23	24	9	3	15
at Boston College	6	42	7	6	1
at Wake Forest	7	34	15	4	18
Clemson	11	18	9	4	8
NC State	15	36	11	8	15
at Syracuse	15	46	8	12	12
at Virginia	8	22	6	5	12
at Clemson	18	24	2	7	16
Duke	8	30	7	7	10
Syracuse	24	34	9	6	12
at Miami	17	38	2	4	14
Virginia	10	40	2	7	6
Boston College	14	32	10	6	7
at Notre Dame					
at Georgia Tech					
Pitt					
Miami					
at Duke					
at Louisville					
Florida State					
<b>Total +/-</b>	<b>+30</b>	<b>+98</b>	<b>-46</b>	<b>-37</b>	<b>-179</b>
<b>Season Highs</b>	<b>24</b>	<b>46</b>	<b>16</b>	<b>12</b>	<b>21</b>

## FAST BREAK

Tech has registered **two** wins over **top five** programs under head coach Mike Young - most recently an 81-73 win over No. 3 Villanova on Nov. 28, 2020.

## SCHOOL RECORDS

### INDIVIDUAL

Games Played (Season)	36, by 5 players
Games Started (Season)	36, by 5 players
Games Played (Career)	136, Malcolm Delaney (2007-11)
Games Started (Career)	126, Dell Curry (1982-86); Bobby Beecher (1982-86)
Consecutive Starts	123, Ace Custis (1993-97)
Minutes Played (Game)	55, by 3 players
Minutes Played (Season)	1,300, Malcolm Delaney (2010-11), 34 games
Minutes Played (Highest Season Average)	38.6, Jay Purcell (1991-92), 28 games
Minutes Played (Career)	4,688, Malcolm Delaney (2007-11)
Minutes Played (Highest Career Average)	35.1, Dale Solomon, 1978-82
Points (Overall Game)	52, Allan Bristow vs. George Washington (2-21-73)
Points (ACC Game)	37, Malcolm Delaney vs. Clemson (1-29-09)
Points (ACC Tournament Game)	32, Jalen Hudson vs. Wake Forest (3-10-15)
Points (NCAA Tournament)	29, Glen Combs vs. Indiana (3-17-67)
Points (NIT)	33, A.D. Vasallo vs. Duquesne (3-18-09)
Points (Season)	801, Erick Green (2012-13), 32 games
Points (ACC Season)	469, Erick Green (2012-13), 18 games
Points (Season Average)	26.6, Bimbo Coles (1988-89), 27 games
Points (Double-Figure Games, Season)	34, Dell Curry (1983-84), 35 games
Points (Career)	2,484, Bimbo Coles (1986-90)
Points (Career Average)	23.1, Allan Bristow (1970-73)
Points (Double-Figure Games, Career)	115, Dell Curry (1982-86)
Field Goals Made (Game)	22, Allan Bristow vs. George Washington (2-21-73)
3-Pointers Made (Game)	9, Hunter Cattoor at Florida State (1-29-22); Justin Robinson vs. Syracuse (1-26-19)
Field Goals Made (Season)	305, Dell Curry (1985-86), 30 games
3-Pointers Made (Season)	106, Wally Lancaster (1987-88), 29 games
Field Goals Made (Career)	1,021, Dell Curry (1982-86)
3-Pointers Made (Career)	267, A.D. Vasallo (2005-09)
Free Throws Made (Game)	20, by 3 players
Free Throws Made (Season)	230, Malcolm Delaney (2009-10), 33 games
Free Throws Made (Career)	721, Malcolm Delaney (2007-11)
Rebounds (Game)	36, Chris Smith vs. Washington & Lee (1-9-59)
Rebounds (Season)	495, Chris Smith (1959-60), 26 games
Rebounds (Career)	1,508, Chris Smith (1957-61)
Assists (Game)	12, by 3 players
Assists (Season)	192, Dave Sensibaugh (1975-76), 28 games
Assists (Career)	547, Bimbo Coles (1986-90)
Steals (Game)	8, by 3 players
Steals (Season)	94, Jamon Gordon (2006-07), 34 games
Steals (Career)	295, Dell Curry (1982-86)
Blocks (Game)	9, Roy Brow vs. James Madison (12-6-86); vs. Baptist College (12-12-87)
Blocks (Season)	100, Roy Brow (1987-88), 28 games
Blocks (Career)	251, Roy Brow (1984-88)
<b>TEAM</b>	
Points (Game)	141, vs. Southern Miss (2-6-88)
Points (Season)	2,646, 1987-88, 29 games
Field Goals Made (Game)	52, vs. VMI (2-20-59)
Field Goals Made (Season)	1,058, 1983-84, 35 games
FG Percentage (Game)	.722 (39-54), vs. Syracuse (1-28-76)
FG Percentage (Season)	.517 (1,030-1,993), 1981-82
3-Pointers Made (Game)	21, vs. Delaware State (11-20-19)
3-Pointers Made (Season)	327, 2018-19, 35 games
3FG Percentage (Game)	.720 (18-25), at Florida State (1-29-22)
3FG Percentage (Season)	.403 (290-720), 2016-17
Rebounds (Game)	83, vs. VMI (2-19-61)
Assists (Game)	36, vs. The Citadel (11-12-17)
Steals (Game)	21, at Clemson (2-8-06)
Blocks (Game)	15 (2x), last vs. VMI (12-9-09)

## 2022-23 HONORS WATCH



### Justyn Mutts

- ACC Preseason Voting*
- Second-Team All-ACC

### *Naismith Memorial Basketball Hall of Fame*

- Karl Malone Award Watch List

### *Shriners Children's Charleston Classic*

- All-Tournament Team

### *ACC Player of the Week*

- Dec. 5 (21.5 ppg, 10.0 rpg, 65.5 FG%)

### Sean Pedulla

#### *Basketball Hall of Fame Invitational*

- MVP vs. Oklahoma State (16p, 5r, 4a)

### Grant Basile

#### *ACC Player of the Week*

- Jan. 30 (24.5 ppg, 8.0 rpg, 55.3 FG%)



## GLUE GUY

- Jon Rothstein voted Justyn Mutts as one of his top-10 "glue guys" heading into the 2022-23 season.



## WINNINGEST STRETCH IN PROGRAM HISTORY

- Tech has racked up 143 wins over the last seven seasons, which is tied for the winningest stretch in program history.



- Between 1979 and 1986, VT also recorded 143 wins.
- The Hokies will need 23 wins or more in 2022-23 to break the best eight-season stretch in program history.

Season	Head Coach	Record
2015-16	Buzz Williams	20-15
2016-17	Buzz Williams	22-11
2017-18	Buzz Williams	21-12
2018-19	Buzz Williams	26-9
2019-20	Mike Young	16-16
2020-21	Mike Young	15-7
2021-22	Mike Young	23-12
2022-23	Mike Young	14-10

- Five of those seven seasons have resulted in an NCAA tournament appearance.

## LEADING AT THE BREAK

- Over the last three seasons, Tech is 45-9 when leading at halftime.
- The Hokies are 57-14 in the Mike Young era when up at half.

## NATIONAL POLLS

### ASSOCIATED PRESS POLL

Updated: February 6

Rank	School	Record	Points
1	Purdue (38)	22-2	1508
2	Houston (22)	22-2	1483
3	Alabama (1)	20-3	1436
4	Arizona (1)	21-3	1375
5	Texas	19-4	1267
6	Tennessee	19-4	1254
7	UCLA	19-4	1159
8	Virginia	17-4	1034
9	Kansas	18-5	1013
10	Marquette	19-5	909
11	Iowa State	16-6	869
12	Kansas State	18-5	855
13	Xavier	19-5	843
14	Baylor	17-6	832
15	Saint Mary's	21-4	742
16	Gonzaga	19-5	602
17	TCU	17-6	517
18	Indiana	16-7	431
19	Miami	18-5	425
20	Providence	17-6	369
21	UConn	18-6	275
22	NC State	19-5	156
23	Creighton	15-8	154
24	Rutgers	16-7	125
25	San Diego State	18-5	96

**Receiving Votes:** Florida Atlantic 93, Duke 87, Auburn 65, Clemson 31, Pittsburgh 26, Illinois 25, Nevada 16, New Mexico 16, Maryland 12, Arkansas 11, Iowa 8, Missouri 6, West Virginia 5, Oral Roberts 5, USC 4, Charleston 3, Northwestern 3, VCU 2, Utah State 2, Kentucky 1

**Dropped from Rankings:** Florida Atlantic 19, Clemson 20, Auburn 25

### USA TODAY COACHES' POLL

Updated: February 6

Rank	School	Record	Points
1	Purdue (15)	22-2	780
2	Houston (13)	22-2	765
3	Alabama (1)	20-3	728
4	Arizona	21-3	670
5	Tennessee (2)	19-4	647
6	Texas (1)	19-4	645
7	UCLA	19-4	594
8	Kansas	18-5	518
9	Virginia	17-4	505
10	Marquette	19-5	477
11	Kansas State	18-5	459
12	Baylor	17-6	453
13	Iowa State	16-6	451
14	Saint Mary's	21-4	419
15	Xavier	19-5	396
16	Gonzaga	19-5	286
17	Providence	17-6	248
18	Indiana	16-7	207
19	TCU	17-6	206
20	Miami	18-5	192
21	UConn	18-6	125
22	NC State	19-5	83
23	San Diego State	18-5	68
24	Clemson	18-6	67
	Duke	17-6	67

**Receiving Votes:** Creighton 66, Florida Atlantic 61, Rutgers 56, Auburn 43, Illinois 21, USC 19, Pittsburgh 16, Maryland 16, Texas A&M 11, Kentucky 11, Iowa 10, Missouri 4, Nevada 3, Charleston 2, Northwestern 2, Utah State 1, Oklahoma State 1, New Mexico 1

**Dropped from Rankings:** Florida Atlantic 20, Auburn 23, Illinois 25

### TRACKING TECH

	AP	Coaches
Preseason	RV	RV
11/14	RV	RV
11/21	RV	RV
11/28	RV	-
12/5	RV	RV
12/12	24	T23
12/19	21	20
12/26	RV	RV
1/2	RV	RV
1/9	-	-
1/16	-	-
1/23	-	-
1/30	-	-
2/6	-	-
2/13	-	-
2/20	-	-
2/27	-	-
3/6	-	-
3/13	-	-
Final	-	-

#### Ratings Tracker (through February 8)

ESPN.com BPI	47
KenPom.com	59
Massey	49
NCAA NET Rankings	55
Sagarin	56

#### Virginia Tech's "Best" NET Wins:

Virginia	14
Duke	29
Oklahoma State	35
North Carolina	45
Penn State	62



**NOTEWORTHY**

**WHERE ARE THEY NOW?**

- The Hokies lost 54.5% of their scoring from a year ago.
- Below is a rundown of where the letterwinners lost are now.

Name	Points	Current Team
Keve Aluma	567	Niigata (Japan)
Nahiem Alleyne	346	UConn
Storm Murphy	288	Medipolis SC Jena (Germany)
David N'Guessan	132	Kansas State
John Ojiako	47	George Mason
Jalen Haynes	7	ETSU
Ben Varga	3	No longer playing basketball

**MUTTS DISHING IT OUT WITH THE BEST OF THEM**

- Justyn Mutts was among the nation's leaders in assists from the forward position last season.
- He tied for fourth in the country with 124 assists. Ironically, the person he tied was the No. 1 pick in the 2022 NBA Draft.

Name	Assists	Team
Tosan Evbuomwan	142	Princeton
Kyle Rode	140	Liberty
Jalen Slawson	125	Furman
Justyn Mutts	124	Virginia Tech
Paolo Banchemo	124	Duke

**50TH ANNIVERSARY OF '73 NIT CHAMPIONSHIP TEAM**

- The 2022-23 season marks the 50th anniversary of the 1973 NIT championship team.
- It was the first postseason championship in program history.
- The Hokies captured the tournament by winning four games by a combined five points at Madison Square Garden in New York City.

Opponent	Score	Date
New Mexico	W, 65-63	3/18/73
Fairfield	W, 77-76	3/22/73
Alabama	W, 74-73	3/24/73
Notre Dame	W, 92-91 (OT)	3/25/73

- Bobby Stevens drained the game-winning basket as time expired to lift the Hokies over Notre Dame in the final.

**DANCIN' IN BACK-TO-BACK SEASONS**

- In previous seasons in Virginia Tech history, the fastest head coach to make the NCAA Tournament was in Year Three. Those Hokies were Howie Shannon, Charlie Moir and Buzz Williams.
- Therefore, with Mike Young doing so in Year Two, he became the fastest Tech coach to make The Dance.
- The Hokies have also never had a head coach lead them to the NCAA Tournament in two of their first three seasons.
- Mike Young becomes just the third head coach in program history to register multiple trips to the NCAA Tournament, joining Charlie Moir and Buzz Williams.
- Here's a rundown of the head coaches who have guided Tech to the NCAA Tournament.

Head Coach	NCAAT Years	# of App.
Charlie Moir	1979, 1980, 1985, 1986	4
Buzz Williams	2017, 2018, 2019	3
Mike Young	2021, 2022	2
Don DeVoe	1976	1
Bill Foster	1996	1
Seth Greenberg	2007	1
Howie Shannon	1967	1

**HOKIE CENSUS**

- Tech has 15 players on the squad who represent nine states and Washington, D.C.
- Maryland and North Carolina lead the way

with three players apiece, followed by Florida (two).

**50 SPOT**

- Tech shot over 50% in a game five times during the 2020-21 season - going 5-0.
- Since Young got to Blacksburg, the Hokies are 31-4 in contests shooting 50 percent or greater - only losses: vs. BYU (11/27/19), vs. Miami (1/26/22), at College of Charleston (11/20/22), at Miami (1/31/23).
- Since the 2010-11 season, Tech is 102-15 when shooting 50 percent or better.

**RANKED WINS BECOMIN' COMMON**

- Tech had four ranked wins in 2020-21, tying the most-ever in school history (set 2017-18).
- The Hokies notched their first two of the 2021-22 season in Brooklyn against No. 25 North Carolina in the ACC semifinals and No. 7 Duke in the championship game.
- Tech's 80-72 win over No. 18 North Carolina on Dec. 4 was the Hokies' first ranked win of the 2022-23 season.

**ONE BIG FAMILY**

- The camaraderie between the VT men's and women's basketball teams as described by Hunter Cattoor:
- "I'd say it's like a whole big family there. We play and practice in the same facility, so we see them every day, whether that's working out on our own time or during lift and practice. We see them all around. We're saying hey to them. I know Coach Brooks is doing a great job over there with that team. But I look at them as family. ... I think it's great for both programs to be together and support each other and want each other to do well."





CASSELL COLISEUM - RENDERING OF PROPOSED \$75 MILLION-PLUS RENOVATION OF VIRGINIA TECH'S HOME VENUE

**REACH FOR EXCELLENCE**


- Virginia Tech announced on April 20, 2021 a \$400 million fundraising campaign to propel Hokie sports to the forefront of the Atlantic Coast Conference, prepare generations of student-athletes for success in life, and raise the university's profile nationwide.
- The campaign will leverage the momentum of recent successes on the field and in fundraising, such as adding about 10,000 more Hokie Club members in the past five years and opening the Student-Athlete Performance Center, thanks to a record gift. Still, leaders acknowledged that the athletics enterprise needs an infusion of revenue in order to compete at the top of the ACC.
- The budget increase will support athletics in three primary areas: facilities, coaching, and the student-athlete experience.



- The Reach for Excellence campaign has five main pillars, which are:
  - A football enhancement fund to build a program that consistently competes at the top of the ACC, by allotting \$30 million over time for recruiting, assistant coaches' salaries, quality-control coaches, player development, and capital needs.
  - Renovations to improve Cassell Coliseum, with at least \$50 million to be raised privately.
  - The Drive for 25 initiative to increase Hokie Club membership to 25,000 and raise \$20 million annually for student-

athlete scholarships.

- Striving for comprehensive excellence for all sports by providing operating expenses, facility improvements, nutritional and strength and conditioning programs, and more.
- Increasing the number of student-athlete scholarship endowments to expand capacity to support students and broaden reach in recruiting.
- When it's filled with nearly 10,000 fans cheering the Hokies to victory in the last seconds of a basketball game, Cassell Coliseum is an amazing sight. But when it's empty, the home of Virginia Tech basketball, volleyball, and wrestling shows its age. Built in the early 1960s, the Coliseum is due for an extensive renovation.
- Plans call for a completely redesigned experience, including:
  - A new glass entrance along Washington Street
  - Extended concourse areas along both sides to allow fans easier access to different sections of the coliseum
  - The addition of high-end premium seating areas, including club seating and luxury suites on both sides
- This much-needed \$75 million-plus project, helped by at least \$50 million in private support, would create one of the best home venues in the ACC.



**“HOKIE TRACKS”** ↓ ↓

**COMMENTS THAT LEFT AN IMPRESSION**

“I think we have always had that standard. I think coming into the year, we wanted to be the best team that we could possibly be and achieve the most that we could achieve. I think throughout the year, we hit ups and downs, but at the end of the day, we never wavered from what our goal was. So, once we won the ACC championship, obviously, it may have been a big shock for everyone else, but for us, it wasn't a shock of that we couldn't have won it. I felt like since Day 1 we felt like we could have won it. I think the standard is trying to win each day, and whatever happens past that happens.”

**- Hunter Cattoor on last year's success raising the standard**

“I think we've got a really good culture. We've got good guys on the team that when things start going south, I can look to my left and my right and see guys that I trust, guys I believe in. If it's a big shot, I've got guys that I trust with those big shots”

**- Justyn Mutts on the Hokies' composure when the game gets tight**

“That guy came back for a reason. He didn't come back to sit on his laurels and piddle-paddle around. He came back to win.”

**- Mike Young on Justyn Mutts**

## 2022-23 RANKING SUMMARY

Statistic	National Rank	Conference Rank	Value	National Leader	Value	Conference Leader	Value
Assist/Turnover Ratio (352 ranked)	15	2	1.50	Virginia	1.79	Virginia	1.79
Assists Per Game (352 ranked)	46	2	15.3	Xavier	21.0	Virginia	16.3
Bench Points per game (352 ranked)	334	13	12.54	Fla. Atlantic	37.46	Duke	20.42
Blocks Per Game (352 ranked)	137	11	3.5	Utah Valley	6.4	Syracuse	5.4
Effective FG pct (352 ranked)	48	3	0.539	Gonzaga	0.582	Miami (FL)	0.546
Fastbreak Points (352 ranked)	324	13	5.62	TCU	20.25	NC State	15.28
Field Goal Percentage (352 ranked)	52	2	47.1	Gonzaga	52.0	Miami (FL)	48.1
Field Goal Percentage Defense (352 ranked)	151	6	43.1	Tennessee	34.7	Clemson	39.7
Fouls Per Game (352 ranked)	74	6	15.6	Creighton	12.8	Notre Dame	13.4
Free Throw Attempts Per Game (352 ranked)	321	13	14.9	UTRGV	26.1	North Carolina	23.8
Free Throw Percentage (352 ranked)	106	9	73.5	Villanova	82.6	Clemson	80.3
Free Throws Made Per Game (352 ranked)	290	13	11.0	Texas A&M	18.8	North Carolina	17.6
Rebound Margin (352 ranked)	191	8	0.7	Purdue	11.7	Duke	8.3
Rebounds (Defensive) Per Game (352 ranked)	106	6	25.88	Alabama	31.92	North Carolina	28.71
Rebounds (Offensive) Per Game (352 ranked)	295	11	8.46	Col. of Charleston	14.08	Duke	13.33
Rebounds Per Game (352 ranked)	222	10	34.33	Alabama	44.88	North Carolina	39.79
Scoring Defense (352 ranked)	135	5	68.1	Houston	55.0	Virginia	60.4
Scoring Margin (352 ranked)	110	7	5.9	Houston	20.6	Virginia	9.6
Scoring Offense (352 ranked)	133	7	74.0	Gonzaga	85.7	Miami (FL)	78.4
Steals Per Game (352 ranked)	305	13	5.2	UMES	10.8	NC State	8.2
Three Point Attempts Per Game (352 ranked)	131	5	22.7	Cornell	31.0	Pittsburgh	26.0
Three Point Percentage (352 ranked)	131	8	35.2	Utah St.	41.4	Virginia	38.0
Three Point Percentage Defense (352 ranked)	158	7	33.2	Tennessee	22.8	Duke	30.3
Three Pointers Per Game (352 ranked)	109	5	8.0	Chattanooga	11.4	Pittsburgh	9.4
Turnover Margin (352 ranked)	112	5	1.2	UCLA	6.3	NC State	3.8
Turnovers Forced Per Game (352 ranked)	289	12	11.38	Morgan St.	19.04	NC State	13.64
Turnovers Per Game (352 ranked)	12	4	10.2	Penn St.	8.7	Notre Dame	8.8
Winning Percentage (351 ranked)	139	10	58.3	Houston	92.0	Virginia	81.8

## GAMES STARTED

	Streak	22-23	Career	ACC
Hunter Cattoor	7	20	61	32
Rodney Rice	-	-	-	-
MJ Collins	4	6	6	6
Sean Pedulla	24	24	24	13
Darren Buchanan Jr.	-	-	-	-
Patrick Wessler	-	-	-	-
Camden Johnson	-	-	-	-
John Camden	-	-	-	-
Darius Maddox	-	19	19	8
Owyn Dawyot	-	-	-	-
Lynn Kidd	-	5	5	3
Grant Basile	20	23	79	13
Justyn Mutts	23	23	130	46
Michael Ward	-	-	-	-
Mylyjael Poteat	-	-	3	-




## NON-CONFERENCE BREAKDOWN

Team	NET	Result
Delaware State	352	W, 95-57
Lehigh	317	W, 78-52
William & Mary	279	W, 94-77
Old Dominion	130	W, 75-71
Penn State	41	W, 61-59
College of Charleston	53	L, 75-77
Charleston Southern	298	W, 69-64
Minnesota	240	W, 67-57
Dayton	112	W, 77-49
Oklahoma State	46	W, 70-65
Grambling State	128	W, 74-48

Tech returned to the site of its 2022 ACC tournament championship on Dec. 11 vs. Oklahoma State.



Hunter Cattoor is seventh all-time at VT in career 3-pointers made with 224.



## SEASON BREAKDOWN

### TECH'S RECORD WHEN...

	2022-23
Overall	14-10
ACC	4-9
At home	11-3
On the road	0-7
At neutral sites	3-0
After a win	10-4
After a loss	3-6
In overtime	0-1
vs. ranked opponents	2-3
Winning the opening tip	8-2
Losing the opening tip	6-8
Decided by 1-4 points or OT	3-6
Decided by 5-10 points	5-4
Decided by 11-20 points	2-0
Decided by 21+ points	4-0
Leading at half	14-3
Tied at half	0-1
Trailing at half	0-6
VT shoots 50% or better	8-2
VT shoots 40-49.9%	5-6
VT shoots less than 40%	1-2
VT out-shoots opponent	12-3
Opp. out-shoots VT	2-7
Opp. shoots 40% or better	9-8
Opp. shoots less than 40%	5-2
VT out-rebounds opponent	6-3
Opp. out-rebounds VT	6-6
Rebounds are tied	2-1
VT has more FT attempts	8-2
Opp. has more FT attempts	5-8
VT makes more 3-pointers	9-3
Opp. makes more 3-pointers	3-5
VT wins turnover battle	9-5
Opp. wins turnover battle	3-4
Turnovers are tied	2-1
VT scores 100+	0-0
VT scores 90-99 points	2-0
VT scores 80-89 points	2-1
VT scores 70-79 points	7-4
VT scores 60-69 points	3-4
VT scores 50-59 points	0-1
VT scores < 50 points	0-0
Opp. scores > 99 points	0-0
Opp. scores 90-99 points	0-1
Opp. scores 80-89 points	0-2
Opp. scores 70-79 points	5-5
Opp. scores 60-69 points	3-1
Opp. scores 50-59 points	4-1
Opp. scores < 50 points	2-0
Playing on Monday	3-0
Playing on Tuesday	0-1
Playing on Wednesday	1-5
Playing on Thursday	2-0
Playing on Friday	2-0
Playing on Saturday	3-3
Playing on Sunday	3-1
In November	7-1
In December	4-2
In January	2-6
In February	1-1
In March	0-0
Playing during the day	6-1
Playing at night	8-9
Wearing White	9-3
Wearing Maroon	1-4
Wearing Orange	2-2
Wearing Black	2-1

### STARTING LINEUPS

#### W/L

1-0	Sean Pedulla, Hunter Cattoor, Darius Maddox, Grant Basile, Lynn Kidd
9-4	Sean Pedulla, Hunter Cattoor, Darius Maddox, Justyn Mutts, Grant Basile
1-0	Sean Pedulla, Hunter Cattoor, Darius Maddox, Justyn Mutts, Lynn Kidd
0-2	Sean Pedulla, Darius Maddox, Justyn Mutts, Grant Basile, Lynn Kidd
0-2	Sean Pedulla, MJ Collins, Darius Maddox, Justyn Mutts, Lynn Kidd
1-0	Sean Pedulla, Hunter Cattoor, Justyn Mutts, Grant Basile, Lynn Kidd
2-2	Sean Pedulla, Hunter Cattoor, MJ Collins, Justyn Mutts, Grant Basile

#### Margin of Victory/Defeat

	1	2	3	4	5	6	7	8	9	10	11-19	20+
Wins	-	1	1	1	2	1	-	1	-	1	2	4
Losses	1	2	1	1	1	1	-	-	1	2	-	-

#### Most First Half Points

Virginia Tech	57 vs. William & Mary (11/13/22)
Opponents	45 by Miami (1/31/23)

#### Most Second Half Points

Virginia Tech	49 vs. Boston College (2/8/23)
Opponents	47 by Miami (1/31/23)

#### Fewest First Half Points

Virginia Tech	22 vs. NC State (1/7/23)
Opponents	21 by Dayton (12/7/22)

#### Fewest Second Half Points

Virginia Tech	19 at Clemson (1/21/23)
Opponents	23 by Grambling State (12/17/22)

#### Largest Halftime Lead

Virginia Tech	25 vs. Delaware State (11/7/22)
Opponents	14 by NC State (1/7/23)

#### Largest Margin of Victory

Virginia Tech	38 vs. Delaware State (11/7/22)
Opponents	10 (2x) last by Virginia (1/18/23)

### MISCELLANEOUS

#### How 1st Points Were Scored

Layup	9
3FG	7
Jumper	5
Dunk	1
Free Throw	2
Tip-in	-

#### Rebounds Leader

Grant Basile	7
Hunter Cattoor	1
MJ Collins	1
Lynn Kidd	5
Darius Maddox	1
Justyn Mutts	15
Sean Pedulla	3
Mylyjael Poteat	2

#### Blocks Leader

Grant Basile	15
John Camden	1
Hunter Cattoor	1
Lynn Kidd	5
Darius Maddox	2
Justyn Mutts	5
Sean Pedulla	3
Mylyjael Poteat	2
Grant Basile	19
Hunter Cattoor	10
MJ Collins	1
Lynn Kidd	4
Darius Maddox	10
Justyn Mutts	18
Sean Pedulla	22

#### 15+ Rebounds

-	-
-	-
-	-
-	-
-	-
5+ Assists	
Grant Basile	1
Hunter Cattoor	2
Justyn Mutts	11
Sean Pedulla	7

#### 10+ Assists

-	-
-	-
5+ Steals	
Justyn Mutts	1

#### 5+ Blocks

-	-
-	-
20+ Points	
Grant Basile	6
Hunter Cattoor	3
Justyn Mutts	2
Sean Pedulla	5
Double-Doubles	
Grant Basile	3
Justyn Mutts	6

#### Triple-Doubles

-	-
-	-
10+ Rebounds	
Grant Basile	3
Lynn Kidd	1
Justyn Mutts	6

#### Scored VT's 1st Points

Grant Basile	9
Hunter Cattoor	3
MJ Collins	1
Lynn Kidd	2
Darius Maddox	1
Justyn Mutts	5
Sean Pedulla	3

#### Assists Leader

Grant Basile	4
Hunter Cattoor	2
MJ Collins	1
Darius Maddox	1
Justyn Mutts	14
Sean Pedulla	9
Grant Basile	4
Hunter Cattoor	3
MJ Collins	2
Lynn Kidd	1
Darius Maddox	3
Justyn Mutts	13
Sean Pedulla	10
Mylyjael Poteat	2
Rodney Rice	1

#### 10+ Points

Grant Basile	19
Hunter Cattoor	10
MJ Collins	1
Lynn Kidd	4
Darius Maddox	10
Justyn Mutts	18
Sean Pedulla	22

#### First Off VT Bench

Grant Basile	1
John Camden	3
MJ Collins	13
Lynn Kidd	11
Mylyjael Poteat	7
Rodney Rice	1
Points Leader	
Grant Basile	9
Hunter Cattoor	3
Darius Maddox	1
Justyn Mutts	4
Sean Pedulla	12

#### Steals Leader

Grant Basile	4
Hunter Cattoor	3
MJ Collins	2
Lynn Kidd	1
Darius Maddox	3
Justyn Mutts	13
Sean Pedulla	10
Mylyjael Poteat	2
Rodney Rice	1

#### 20+ Points

Grant Basile	6
Hunter Cattoor	3
Justyn Mutts	2
Sean Pedulla	5
30+ Points	
Grant Basile	2


THE LAST TIME

LAST TIME VIRGINIA TECH...

Scored 100+ points and won	100-64, vs. Delaware State, 11/20/19
Scored 100+ points and lost	100-104 (2OT), vs. Maryland, 2/27/10
Played in OT	65-70 (OT), at Boston College, 12/21/22
Played in consecutive OTs	82-77 (OT), vs. UAB, 11/28/15; 79-81 (OT), vs. Northwestern, 12/1/15
Played in 2OT	79-77 (2OT), vs. North Carolina, 1/22/20
Played in 3OT	95-102 (3OT), vs. Miami (Fla.), 2/19/20
Scored 100+ points	100-64, vs. Delaware State, 11/20/19
Scored 90-99 points	94-77, vs. William & Mary, 11/13/22
Scored 80-89 points	83-92, at Miami, 1/31/23
Scored 70-79 points	76-82, vs. Boston College, 2/8/23
Scored 60-69 points	68-78, at #10 Virginia, 1/18/23
Scored 50-59 points	50-51, at #19 Clemson, 1/21/23
Scored 40-49 points	47-24, at #23 NC State, 2/2/19
Scored 30-39 points	39-65, at #19 Virginia, 1/4/20
Scored 20-29 points	27-40, at McGuire Hospital, 2/2/46
Scored 10-19 points	16-45, at Virginia, 1/30/39
Scored less than 10 points	9-29, vs. North Carolina, 1/12/35
Allowed 100+ points	95-102 (3OT), vs. Miami (Fla.), 1/19/20
Allowed 90-99 points	83-92, at Miami, 1/31/23
Allowed 80-89 points	76-82, vs. Boston College, 2/8/23
Allowed 70-79 points	85-70, vs. Syracuse, 1/28/23
Allowed 60-69 points	74-68, vs. #6 Virginia, 2/4/23
Allowed 50-59 points	50-51, at #19 Clemson, 1/21/23
Allowed 40-49 points	74-48, vs. Grambling State, 12/17/22
Allowed 30-39 points	65-39, vs. Radford, 11/15/21
Allowed 20-29 points	47-24, at #23 NC State, 2/2/19
Allowed 10-19 points	60-19, vs. Lynchburg, 1/9/46
Allowed less than 10 points	28-9, vs. Hampden-Sydney, 1/17/1923
Scored at least 60 points in a half	66, 2nd Half, vs. The Citadel, 11/12/17
Largest margin of victory	83 points, vs. Randolph-Macon (87-4), 1/10/1911
Largest margin of victory in ACC	38 points, vs. Wake Forest (84-46), 2/27/21
Defeated a ranked opponent on the road	47-24, at #23 NC State, 2/2/19
Defeated a ranked opponent at home	74-68, vs. #6 Virginia, 2/4/23
Defeated a ranked opponent on a neutral court	82-67, vs. #7 Duke, 3/12/22
Defeated a defending national champion	65-51, vs. #8 Virginia, 1/30/21
Held opponent without a double-figure scorer	65-39, vs. Radford, 11/15/21
Failed to have a double-figure scorer	41-57, vs. Temple, 2/25/96
Had 5 or more players score in double figures	5, at #10 Virginia, 1/18/23
Had 6 or more players score in double figures	vs. Cornell, 12/8/21
Had 7 or more players score in double figures	vs. Cornell, 12/8/21
Did not make a 3FG	at Providence, 2/1/03
Opponent did not make a 3FG	vs. Virginia, 2/14/22
Did not shoot a FT in the first half	vs. #3 Villanova, 11/28/20
Did not shoot a FT in the second half	at #10 Virginia, 1/18/23
Opponent did not shoot a FT	vs. Merrimack, 11/21/21
Held an opponent under 10 points in a half	9 points, vs. Eastern Michigan (1H), 12/22/11
Held an opponent under 20 points in a half	17 points, vs. Pitt (1H), 2/7/22
Had double-figure blocked shots	10, 84-46, vs. Wake Forest, 2/27/21
Came back from a double-figure deficit to win	10 points, vs. Grambling State, 12/17/22
Lost a double-digit lead	11 points, at Boston College, 1/22/22
Led by 20 or more points at halftime	21 points, vs. Dayton, 12/7/22
Had 20-29 assists in a game	26, vs. Syracuse, 1/28/23
Had 30 or more assists	36, vs. The Citadel, 11/12/17
Held a team under 20 percent from the floor	16.7%, at No. 23/22 NC State, 2/2/19
Held a team under three made FGs in a half	2 FG, vs. Notre Dame, 1/10/21
Won an ACC Tournament Championship	82-67, vs. #7 Duke, 3/12/22
Won an NCAA Tournament game	67-58, vs. Liberty, 3/24/19

WHAT'S A HOKIE?

The answer leads all the way back to 1896 when Virginia Agricultural and Mechanical College changed its name to Virginia Polytechnic Institute. With the change came the necessity for writing a new cheer and a contest for such a purpose was held by the student body.



Senior O.M. Stull won first prize for his "Hokie" yell which is still used today. Later, when asked if "Hokie" had any special meaning, Stull explained the word was solely the product of his imagination and was used only as an attention-getter for his yell. It soon became a nickname for all Tech teams and for those people loyal to Tech athletics.

The official university school colors - Chicago Maroon and Burnt Orange - also were introduced in 1896. The colors were chosen by a committee because they made a 'unique combination' not worn elsewhere at the time. The official definition of "Hokie" is "a loyal Virginia Tech Fan."



OUR NAME

When referring to our name, we ask that you use Virginia Tech, Hokies or Tech - and not 'Vah Tech.' Thank you!

## THE LAST TIME

### LAST TIME A VIRGINIA TECH PLAYER...

Recorded a double-double	Justyn Mutts (11 pts./12 rebs.), vs. Syracuse, 1/28/23
Recorded a triple-double	Justyn Mutts (12 pts./14 rebs./11 ast.), vs. Syracuse, 2/12/22
Two Tech players recorded double-doubles in same game	Keve Aluma (14 pts./12 rebs.) & Justyn Mutts (14 pts./11 rebs.), at Notre Dame, 1/27/21
Two Tech players recorded double-doubles in consecutive games	vs. North Carolina (ACC Tournament), 3/13/09; vs. Duquesne (NIT), 3/18/09
Had five or more steals	Justyn Mutts (6), vs. Oklahoma State, 12/11/22
Had 10 or more assists in a game	Justyn Mutts (11), vs. Syracuse, 2/12/22
Had 20 or more rebounds in a game	Jeff Allen (21), vs. Longwood, 12/14/08
Two Tech players with double-figure rebounds	Grant Basile (10) and Lynn Kidd (10), vs. Delaware State, 11/7/22
Two Tech players had five or more assists	Justyn Mutts (8) & Hunter Cattoor (8), vs. Syracuse, 1/28/23
Three Tech players had five or more assists	Justyn Mutts (8), Hunter Cattoor (8) & Grant Basile (5), vs. Syracuse, 1/28/23
Four Tech players had five or more assists	Kerry Blackshear Jr. (8), Devin Wilson (7), Justin Robinson (7) & Chris Clarke (5), vs. The Citadel, 11/12/17
Three Tech players made five or more 3FG	Nahiem Alleyne (5), Jalen Cone (5) & Isaiah Wilkins (5), vs. Delaware State, 11/20/19
Eight or more Tech players made a 3FG	8 players, at Pitt, 2/5/22
Two Tech players scored 20 or more points	Hunter Cattoor (20) & Sean Pedulla (20), at Miami, 1/31/23
Three Tech players scored 20 or more points	Nickeil Alexander-Walker (25), Ahmed Hill (23) & Justin Robinson (23), vs. #23 Purdue, 11/18/18
Two Tech players scored 20 or more points in consecutive games	Nickeil Alexander-Walker & Kerry Blackshear Jr., 11/10/17 & 11/12/17
Tech freshman scored 20 or more points in a game	Sean Pedulla (20), at Florida State, 1/29/22
Three Tech freshmen scored in double figures in a game	Hunter Cattoor (14), Jalen Cone (11) & Lander Nolley II (10), vs. North Carolina, 3/10/20
Four Tech freshmen scored in double figures in a game	Landers Nolley II (21), Tyrece Radford (21), Jalen Cone (15) & Nahiem Alleyne (10), at Wake Forest, 1/14/20
Tech player scored 30-39 points in a game	Grant Basile (30), vs. Delaware State, 11/7/22
Tech player scored 40-49 points in a game	Dorenzo Hudson (41), vs. Seton Hall, 1/2/10
Tech player scored 50+ points in a game	Bimbo Coles (51), vs. Southern Miss, 2/6/88
Tech player had consecutive double-doubles	Justyn Mutts, 11/17/22, 11/18/22
Tech player had three consecutive double-doubles	Keve Aluma, 1/27/21, 1/30/21, 2/3/21
Tech freshman had consecutive double-doubles	Kerry Blackshear Jr., 12/13/15, 12/19/15
Tech allowed a triple-double	Dennis Smith Jr. (27 pts./11 rebs./11 ast.), at NC State, 1/4/17
Tech had a walk-on score double figures	Christian Beyer (13), vs. Alabama A&M, 12/14/14






## THEME NIGHTS

<b>11/7</b> vs.  ACC TITLE CELEBRATION <small>2-1-1</small>	<b>11/10</b> vs.  MILITARY APPRECIATION	<b>11/13</b> vs.  ACC TITLE CELEBRATION <small>2-1-1</small>	<b>12/4</b> vs.  ORANGE OUT
<b>12/7</b> vs.  THE FINALS COUNTDOWN <small>60'S NIGHT</small>	<b>12/17</b> vs.  THE KIDS' TAKEOVER DAY	<b>1/23</b> vs.  BLACK OUT	<b>1/28</b> vs.  COACHES VS. CANCER
<b>2/4</b> vs.  MAROON OUT	<b>2/18</b> vs.  #LOVE GAME	<b>2/21</b> vs.  WILD ONE OUT	<b>3/4</b> vs.  SENIOR DAY



## MIKE YOUNG

Head Coach | Fourth Season at Virginia Tech

2020-21 ACC Coach of the Year

### CAREER RECORDS

Overall Record	367-290
Conference Games	206-159
Non-Conference Games	157-130
Conference Tournament	24-14
NCAA Tournament	1-7
Overtime Games	20-17
One-Point Games	12-15
vs. AP Top 25	9-28

### VS. CURRENT ACC HEAD COACHES

Coach	All	VT	Wofford
Earl Grant	0-3	0-3	-
Brad Brownell	4-5	4-3	0-2
Jon Scheyer	1-0	1-0	-
Leonard Hamilton	1-1	1-1	-
Josh Pastner	3-3	2-2	1-1
Kenny Payne	-	-	-
Jim Larrañaga	4-5	3-4	1-1
Kevin Keatts	2-2	2-2	-
Hubert Davis	2-2	2-2	-
Mike Brey	4-2	4-1	0-1
Jeff Capel III	3-1	3-1	-
Jim Boeheim	3-3	3-3	-
Tony Bennett	3-5	3-4	0-1
Steve Forbes	8-5	2-2	6-3
<b>Total</b>	<b>38-37</b>	<b>30-28</b>	<b>8-9</b>

#### vs. Coach Young

Earl Grant	3-0 at BC
Brad Brownell	5-4 at Clemson
Jon Scheyer	0-1 at Duke
Leonard Hamilton	1-1 at Florida State
Josh Pastner	3-3 at Georgia Tech
Kenny Payne	0-0 at Louisville
Jim Larrañaga	0-1 at GMU; 5-3 at Miami
Kevin Keatts	2-2 at NC State
Hubert Davis	2-2 at UNC
Mike Brey	2-4 at Notre Dame
Jeff Capel III	1-3 at Pitt
Jim Boeheim	3-3 at Syracuse
Tony Bennett	5-3 at UVA
Steve Forbes	3-6 at ETSU; 2-2 at Wake

### ▶ COACH YOUNG: CAREER BREAKDOWN

Season	School	Overall	Conference	Finish	Postseason	Ranking	RPI/NET
2002-03	Wofford	14-15 .483	8-8 .500	T6th	-	-/-	219
2003-04	Wofford	9-20 .310	4-12 .250	T10th	-	-/-	273
2004-05	Wofford	14-14 .500	7-9 .438	8th	-	-/-	225
2005-06	Wofford	11-18 .379	6-9 .400	9th	-	-/-	287
2006-07	Wofford	10-20 .333	5-13 .278	T9th	-	-/-	295
2007-08	Wofford	16-16 .500	8-12 .400	8th	-	-/-	191
2008-09	Wofford	16-14 .533	12-8 .600	4th	-	-/-	177
2009-10	Wofford	26-9 .743	15-3 .833	1st	NCAA First Round	-/-	73
2010-11	Wofford	21-13 .618	14-4 .778	T1st	NCAA First Round	-/-	105
2011-12	Wofford	19-14 .576	12-6 .667	T2nd	CBI	-/-	178
2012-13	Wofford	13-19 .406	7-11 .389	T8th	-	-/-	253
2013-14	Wofford	20-13 .606	11-5 .688	T3rd	NCAA First Round	-/-	152
2014-15	Wofford	28-7 .800	16-2 .889	1st	NCAA First Round	RV/-	49
2015-16	Wofford	15-17 .469	11-7 .611	T3rd	-	-/-	202
2016-17	Wofford	16-17 .485	10-8 .556	T4th	-	-/-	189
2017-18	Wofford	21-13 .618	11-7 .611	T4th	CIT	-/-	141
2018-19	Wofford	30-5 .857	18-0 1.000	1st	NCAA Second Round	19/18	14
<b>Totals</b>	<b>17 Seasons</b>	<b>299-244 .551</b>	<b>175-124 .585</b>				
2019-20	Virginia Tech	16-16 .500	7-13 .350	T10th	-	-/-	92
2020-21	Virginia Tech	15-7 .682	9-4 .692	3rd	NCAA First Round	25/RV	51
2021-22	Virginia Tech	23-13 .639	11-9 .550	7th	NCAA Tournament	RV/RV	27
2022-23	Virginia Tech	14-10 .583	4-9 .308	-	-	-/-	55
<b>Totals</b>	<b>4 Seasons</b>	<b>68-46 .596</b>	<b>31-35 .470</b>				
<b>Overall</b>	<b>21 Seasons</b>	<b>367-290 .559</b>	<b>206-159 .564</b>				

### ▶ THE YOUNG FILE

Born	5/1/1963
Hometown	Radford, Virginia
Wife	Margaret
Children	Cooper, Davis
Education	Emory & Henry, 1986
Joined Tech Staff	4/7/2019
Years as College Head Coach	20
Years as College Coach	35

#### Coaching Career

1986-88	Assistant Coach, Emory & Henry
1988-89	Assistant Coach, Radford
1989-02	Assistant Coach, Wofford
2002-19	Head Coach, Wofford
2019-pr.	Head Coach, Virginia Tech

### ▶ ACCOMPLISHMENTS

#### Seven NCAA Tournaments

2022, 2021, 2019, 2015, 2014, 2011, 2010

#### One ACC Tournament Championship

2022

#### Five SoCon Tournament Championships

2019, 2015, 2014, 2011, 2010

#### Four SoCon Regular-Season Titles

2019, 2015, 2011, 2010

#### Two-time National Coach of the Year

2019 (Sporting News), 2010 (Hugh Durham)

#### Three AP All-America Selections

Fletcher Magee (2018-19), Karl Cochran (2014-15), Noah Dahlman (2009-10)

# O HUNTER CATTOOR

SENIOR Guard | 6-3 | 200 | M.A. in Education, Liberal Arts and Human Sciences  
Orlando, Florida | Bishop Moore



## SEASON/CAREER BESTS

### POINTS

Season 22 vs. William & Mary (11/13/22)  
Career 31 vs. Duke (3/12/22)

### REBOUNDS

Season 7 vs. CSU (11/25/22)  
Career 9 vs. Radford (11/15/21)

### ASSISTS

Season 8 vs. Syracuse (1/28/23)  
Career 8 vs. Syracuse (1/28/23)

### BLOCKS

Season 2 vs. Delaware State (11/7/22)  
Career 3 vs. Wake Forest (2/27/21)

### STEALS

Season 4 vs. Penn State (11/18/22)  
Career 4 vs. Penn State (11/18/22)

### MINUTES

Season 40 vs. Duke (1/23/23)  
Career 40 vs. Duke (1/23/23)

### FIELD GOALS MADE

Season 7 (2x), last at CofC (11/20/22)  
Career 11 vs. Duke (3/12/22)

### FIELD GOALS ATTEMPTED

Season 13 at CofC (11/20/22)  
Career 16 vs. Duke (3/12/22)

### 3-PT. FIELD GOALS MADE

Season 6 (2x), last vs. Syracuse (1/28/23)  
Career 9 at Florida State (1/29/22)

### 3-PT. FIELD GOALS ATTEMPTED

Season 10 (3x), last vs. Syracuse (1/28/23)  
Career 11 at Florida State (1/29/22)

### FREE THROWS MADE

Season 7 vs. Oklahoma State (12/11/22)  
Career 7 vs. Oklahoma State (12/11/22)

### FREE THROWS ATTEMPTED

Season 8 vs. Oklahoma State (12/11/22)  
Career 8 (2x), last vs. Oklahoma St. (12/11/22)

## CAREER STATS

	GP-GS	MIN	AVG	FG-FGA	FG%	3FG-FGA	3FG%	FT-FTA	FT%	OFF-DEF-TOT	AVG	PF-FO	AST	TO	BLK	STL	PTS	AVG
2019-20	31-3	629	20.3	69-165	.418	51-127	.402	14-22	.636	4-73-77	2.5	44-0	35	16	4	31	203	6.5
2020-21	22-2	489	22.2	57-125	.456	39-90	.433	34-43	.791	2-39-41	1.9	34-1	30	26	11	20	187	8.5
2021-22	36-36	1183	32.9	121-278	.435	83-199	.417	36-50	.720	12-131-143	4.0	80-0	73	36	6	39	361	10.0
2022-23	20-20	666	33.3	69-162	.426	51-122	.418	26-36	.722	5-75-80	4.0	29-0	45	20	2	16	215	10.8
<b>TOTAL</b>	<b>109-61</b>	<b>2967</b>	<b>27.2</b>	<b>316-730</b>	<b>.433</b>	<b>224-538</b>	<b>.416</b>	<b>110-151</b>	<b>.728</b>	<b>23-318-341</b>	<b>3.1</b>	<b>187-1</b>	<b>183</b>	<b>98</b>	<b>23</b>	<b>106</b>	<b>966</b>	<b>8.9</b>

- 2022 ACC Tournament MVP; 31 points vs. Duke in title game. *Last name pronounced: kuh-TOUR*
- MVP of Basketball Hall of Fame Shootout vs. St. Bonaventure.
- One of Tech's top threats from three.
- Had 12 games of hitting three or more 3FGs in back-to-back seasons (2020-22).
- Reached double-figure scoring 17 times as a junior.
- Erupted for nine 3-pointers (tied single-game program record) at Florida State, which was the turning point in the Hokies' 2021-22 season.
- Originally committed to Wofford, but signed with the Hokies after Virginia Tech's hiring of Mike Young.
- Four-year letterwinner at Bishop Moore High School.
- Scored 1,420 points in high school. Was a 3-star recruit (247 Sports).
- Also played quarterback on Bishop Moore's football team.
- Wants to coach basketball when playing career is over.

## 2022-23 GAME-BY-GAME STATS

OPPONENT	DATE	ST	MIN	FG-FGA	PCT	3FG-FGA	PCT	FT-FTA	PCT	OFF	DEF	TOT	PF	A	T/O	BLK	STL	PTS
Delaware State	11/7/22	*	26	2-6	.333	1-4	.250	1-2	.500	1	2	3	0	2	0	2	0	6
Lehigh	11/10/22	*	29	2-4	.500	1-3	.333	1-2	.500	0	1	1	1	4	1	0	0	6
William & Mary	11/13/22	*	30	7-11	.636	6-10	.600	2-2	1.000	0	3	3	1	3	0	0	0	22
vs. Old Dominion	11/17/22	*	30	3-7	.429	2-4	.500	2-2	1.000	0	3	3	3	0	0	0	0	10
vs. Penn State	11/18/22	*	38	1-6	.167	1-5	.200	0-0	.000	0	4	4	1	1	0	0	4	3
at College of Charleston	11/20/22	*	38	7-13	.538	3-7	.429	0-2	.000	0	5	5	1	1	2	0	2	17
Charleston Southern	11/25/22	*	33	2-10	.200	2-6	.333	2-2	1.000	2	5	7	3	4	1	0	0	8
Minnesota	11/28/22	*	32	2-6	.333	2-4	.500	0-0	.000	0	6	6	1	1	2	0	0	6
North Carolina	12/4/22	*	29	5-7	.714	3-4	.750	0-1	.000	0	3	3	3	1	0	0	0	13
Dayton	12/7/22	*	33	3-8	.375	1-6	.167	0-0	.000	0	3	3	1	0	0	0	1	7
vs. Oklahoma State	12/11/22	*	35	1-5	.200	0-3	.000	7-8	.875	0	6	6	1	1	1	0	3	9
Grambling State	12/17/22	*	26	4-8	.500	4-8	.500	1-2	.500	0	4	4	2	1	0	0	0	13
at Boston College	12/21/22	*	30	2-5	.400	1-3	.333	0-0	.000	0	5	5	3	1	2	0	1	5
at Wake Forest	12/31/22																	
Clemson	1/4/23																	
NC State	1/7/23																	
at Syracuse	1/11/23																	
at Virginia	1/18/23	*	34	4-8	.500	3-6	.500	0-0	.000	1	5	6	2	5	1	0	0	11
at Clemson	1/21/23	*	37	2-8	.250	2-7	.286	0-0	.000	0	4	4	0	3	2	0	1	6
Duke	1/23/23	*	40	5-10	.500	5-10	.500	0-1	.000	0	2	2	0	0	0	0	2	15
Syracuse	1/28/23	*	36	6-10	.600	6-10	.600	2-2	1.000	0	3	3	2	8	2	0	1	20
at Miami	1/31/23	*	39	6-10	.600	3-6	.500	5-5	1.000	1	3	4	0	4	2	0	1	20
Virginia	2/4/23	*	34	3-10	.300	3-7	.429	1-3	.333	0	4	4	2	2	1	0	0	10
Boston College	2/8/23	*	38	2-10	.200	2-9	.222	2-2	1.000	0	4	4	2	3	3	0	0	8
at Notre Dame	2/11/23																	
at Georgia Tech	2/15/23																	
Pitt	2/18/23																	
Miami	2/21/23																	
at Duke	2/25/23																	
at Louisville	2/28/23																	
Florida State	3/4/23																	

## PRODUCTION TRACKER

	This Season	Career
Scored 10+ Points	10	48
Scored 20+ Points	3	6
Led Tech in Scoring	3	11
Made 3+ 3FGs	9	33
Led Tech in 3FGM	14	40
Shot over 40% from 3	11	58
Had a Double-Double	-	-
Had Multiple Assists	10	49
Had Multiple Steals	4	30



# 1 RODNEY RICE

**FRESHMAN** Guard | 6-4 | 195 | Communication  
Clinton, Maryland | DeMatha Catholic



## SEASON/CAREER BESTS

### POINTS

Season 2 at Syracuse (1/11/23)  
Career 2 at Syracuse (1/11/23)

### REBOUNDS

Season 4 at Syracuse (1/11/23)  
Career 4 at Syracuse (1/11/23)

### ASSISTS

Season 1 at Syracuse (1/11/23)  
Career 1 at Syracuse (1/11/23)

### BLOCKS

Season -  
Career -

### STEALS

Season 3 at Syracuse (1/11/23)  
Career 3 at Syracuse (1/11/23)

### MINUTES

Season 29 at Syracuse (1/11/23)  
Career 29 at Syracuse (1/11/23)

### FIELD GOALS MADE

Season 1 at Syracuse (1/11/23)  
Career 1 at Syracuse (1/11/23)

### FIELD GOALS ATTEMPTED

Season 9 at Syracuse (1/11/23)  
Career 9 at Syracuse (1/11/23)

### 3-PT. FIELD GOALS MADE

Season -  
Career -

### 3-PT. FIELD GOALS ATTEMPTED

Season 5 at Syracuse (1/11/23)  
Career 5 at Syracuse (1/11/23)

### FREE THROWS MADE

Season -  
Career -

### FREE THROWS ATTEMPTED

Season -  
Career -

## CAREER STATS

	GP-GS	MIN	AVG	FG-FGA	FG%	3FG-FGA	3FG%	FT-FTA	FT%	OFF-DEF-TOT	AVG	PF-FO	AST	TO	BLK	STL	PTS	AVG
2022-23	1-0	29	29.0	1-9	.111	0-5	.000	0-0	.000	1-3-4	4.0	3-0	1	2	0	3	2	2.0
<b>TOTAL</b>	<b>1-0</b>	<b>29</b>	<b>29.0</b>	<b>1-9</b>	<b>.111</b>	<b>0-5</b>	<b>.000</b>	<b>0-0</b>	<b>.000</b>	<b>1-3-4</b>	<b>4.0</b>	<b>3-0</b>	<b>1</b>	<b>2</b>	<b>0</b>	<b>3</b>	<b>2</b>	<b>2.0</b>

- Suffered a broken finger in his right hand at the end of the Jan. 14 practice and will be out indefinitely.
- Three-year letterwinner at DeMatha where he played one season under the direction of current Tech associate head coach Mike Jones.
- All-Met First Team selection in 2021-22 after leading the Stags in scoring.
- Averaged 18.5 points per game across a three-year career at DeMatha.
- Four-star recruit ranked 45th overall, third in Maryland and eighth at his position by ESPN.
- Chose the Hokies over Louisville, Alabama, Notre Dame, Georgetown and Maryland.
- Father, Rodney Rice Sr., played basketball at Richmond and led the Spiders to the Sweet 16 of the 1988 NCAA Tournament.

## 2022-23 GAME-BY-GAME STATS

OPPONENT	DATE	ST	MIN	FG-FGA	PCT	3FG-FGA	PCT	FT-FTA	PCT	OFF	DEF	TOT	PF	A	T/O	BLK	STL	PTS	
Delaware State	11/7/22																		DNP
Lehigh	11/10/22																		DNP
William & Mary	11/13/22																		DNP
vs. Old Dominion	11/17/22																		DNP
vs. Penn State	11/18/22																		DNP
at College of Charleston	11/20/22																		DNP
Charleston Southern	11/25/22																		DNP
Minnesota	11/28/22																		DNP
North Carolina	12/4/22																		DNP
Dayton	12/7/22																		DNP
vs. Oklahoma State	12/11/22																		DNP
Grambling State	12/17/22																		DNP
at Boston College	12/21/22																		DNP
at Wake Forest	12/31/22																		DNP
Clemson	1/4/23																		DNP
NC State	1/7/23																		DNP
at Syracuse	1/11/23		29	1-9	.111	0-5	.000	0-0	.000	1	3	4	3	1	2	0	3	2	
at Virginia	1/18/23																		DNP
at Clemson	1/21/23																		DNP
Duke	1/23/23																		DNP
Syracuse	1/28/23																		DNP
at Miami	1/31/23																		DNP
Virginia	2/4/23																		DNP
Boston College	2/8/23																		DNP
at Notre Dame	2/11/23																		DNP
at Georgia Tech	2/15/23																		DNP
Pitt	2/18/23																		DNP
Miami	2/21/23																		DNP
at Duke	2/25/23																		DNP
at Louisville	2/28/23																		DNP
Florida State	3/4/23																		DNP

## PRODUCTION TRACKER

	This Season
Scored 10+ Points	-
Scored 20+ Points	-
Led Tech in Scoring	-
Made multiple 3FGs	-
Led Tech in 3FGM	-
Shot over 40% from 3	-
Had a Double-Double	-
Had Multiple Assists	-
Had Multiple Steals	1





# 2 MJ COLLINS

**FRESHMAN** Guard | 6-4 | 190 | Communication  
Clover, South Carolina | Combine Academy



## SEASON/CAREER BESTS

### POINTS

Season 11 vs. Syracuse (1/28/23)  
Career 11 vs. Syracuse (1/28/23)

### REBOUNDS

Season 8 vs. UNC (12/4/22)  
Career 8 vs. UNC (12/4/22)

### ASSISTS

Season 3 (3x), last vs. NC State (1/7/23)  
Career 3 (3x), last vs. NC State (1/7/23)

### BLOCKS

Season -  
Career -

### STEALS

Season 2 vs. Syracuse (1/28/23)  
Career 2 vs. Syracuse (1/28/23)

### MINUTES

Season 35 (2x), last vs. Virginia (2/4/23)  
Career 35 (2x), last vs. Virginia (2/4/23)

### FIELD GOALS MADE

Season 4 vs. Syracuse (1/28/23)  
Career 4 vs. Syracuse (1/28/23)

### FIELD GOALS ATTEMPTED

Season 7 (3x), last vs. UNC (12/4/22)  
Career 7 (3x), last vs. UNC (12/4/22)

### 3-PT. FIELD GOALS MADE

Season 3 vs. Syracuse (1/28/23)  
Career 3 vs. Syracuse (1/28/23)

### 3-PT. FIELD GOALS ATTEMPTED

Season 5 vs. Syracuse (1/28/23)  
Career 5 vs. Syracuse (1/28/23)

### FREE THROWS MADE

Season 3 vs. UNC (12/4/22)  
Career 3 vs. UNC (12/4/22)

### FREE THROWS ATTEMPTED

Season 4 vs. UNC (12/4/22)  
Career 4 vs. UNC (12/4/22)

## CAREER STATS

	GP-GS	MIN	AVG	FG-FGA	FG%	3FG-FGA	3FG%	FT-FTA	FT%	OFF-DEF-TOT	AVG	PF-FO	AST	TO	BLK	STL	PTS	AVG
2022-23	24-6	544	22.7	34-93	.366	13-45	.289	10-14	.714	13-50-63	2.6	32-0	26	13	0	6	91	3.8
<b>TOTAL</b>	<b>24-6</b>	<b>544</b>	<b>22.7</b>	<b>34-93</b>	<b>.366</b>	<b>13-45</b>	<b>.289</b>	<b>10-14</b>	<b>.714</b>	<b>13-50-63</b>	<b>2.6</b>	<b>32-0</b>	<b>26</b>	<b>13</b>	<b>0</b>	<b>6</b>	<b>91</b>	<b>3.8</b>

- A two-year letterwinner at Westminster Catawba before transferring to Combine Academy for his senior season.
- Combine ended the season ranked No. 20 in the country with a 25-5 record and a state championship in 2021-22.
- All-state, all-conference and the Male Athlete of the Year after averaging 23 points per game as a junior.
- Coached by Sim Frazier while playing for Team Curry in the summer of 2021.
- Rated the 181st-best prospect in the 2022 class on 247Sports.
- Tabbed the second-best player in the state of South Carolina and the 27th-best combo guard nationally, according to 247Sports.
- Four-star recruit and ranked 22nd at his position by ESPN.
- Chose the Hokies over Clemson, Oklahoma, Providence, South Florida and East Tennessee State.
- His sister, Reneazia, won three state championships in track.

## 2022-23 GAME-BY-GAME STATS

OPPONENT	DATE	ST	MIN	FG-FGA	PCT	3FG-FGA	PCT	FT-FTA	PCT	OFF	DEF	TOT	PF	A	T/O	BLK	STL	PTS
Delaware State	11/7/22		23	2-7	.286	0-2	.000	0-0	.000	0	2	2	0	2	1	0	1	4
Lehigh	11/10/22		24	2-5	.400	1-3	.333	0-0	.000	0	0	0	1	1	0	0	1	5
William & Mary	11/13/22		16	2-7	.286	1-3	.333	2-2	1.000	0	0	0	4	0	0	0	0	7
vs. Old Dominion	11/17/22		19	1-2	.500	0-0	.000	0-0	.000	0	1	1	1	2	0	0	0	2
vs. Penn State	11/18/22		16	0-2	.000	0-2	.000	2-2	1.000	1	3	4	2	1	0	0	0	2
at College of Charleston	11/20/22		25	2-6	.333	0-3	.000	1-1	1.000	1	3	4	3	2	1	0	0	5
Charleston Southern	11/25/22		16	0-2	.000	0-1	.000	0-0	.000	0	1	1	0	0	0	0	0	0
Minnesota	11/28/22		21	1-2	.500	1-2	.500	0-0	.000	0	3	3	1	2	0	0	0	3
North Carolina	12/4/22		21	2-7	.286	1-4	.250	3-4	.750	5	3	8	3	1	0	0	0	8
Dayton	12/7/22		22	1-4	.250	0-2	.000	0-0	.000	0	2	2	0	3	0	0	0	2
vs. Oklahoma State	12/11/22		14	1-3	.333	0-2	.000	0-0	.000	0	1	1	0	0	0	0	0	2
Grambling State	12/17/22		22	2-3	.667	0-1	.000	0-1	.000	0	2	2	1	3	2	0	1	4
at Boston College	12/21/22		21	0-2	.000	0-1	.000	0-0	.000	0	5	5	0	1	1	0	0	0
at Wake Forest	12/31/22		28	1-4	.250	1-2	.500	0-0	.000	0	3	3	4	1	1	0	0	3
Clemson	1/4/23		9	0-1	.000	0-0	.000	0-0	.000	0	2	2	0	0	1	0	0	0
NC State	1/7/23	*	28	3-5	.600	0-1	.000	0-0	.000	1	1	2	0	3	0	0	0	6
at Syracuse	1/11/23	*	21	0-3	.000	0-1	.000	0-0	.000	1	1	2	1	0	0	0	0	0
at Virginia	1/18/23		19	3-5	.600	2-3	.667	0-0	.000	1	3	4	0	0	0	0	0	8
at Clemson	1/21/23		28	2-3	.667	2-2	1.000	0-0	.000	0	1	1	1	0	0	0	1	6
Duke	1/23/23		22	2-4	.500	1-2	.500	1-2	.500	1	4	5	3	1	1	0	0	6
Syracuse	1/28/23	*	35	4-6	.667	3-5	.600	0-0	.000	1	0	1	4	0	2	0	2	11
at Miami	1/31/23	*	30	1-4	.250	0-1	.000	0-0	.000	0	2	2	1	1	2	0	0	2
Virginia	2/4/23	*	35	2-5	.400	0-1	.000	1-2	.500	1	4	5	2	0	1	0	0	5
Boston College	2/8/23	*	29	0-1	.000	0-1	.000	0-0	.000	0	3	3	0	2	0	0	0	0
at Notre Dame	2/11/23																	
at Georgia Tech	2/15/23																	
Pitt	2/18/23																	
Miami	2/21/23																	
at Duke	2/25/23																	
at Louisville	2/28/23																	
Florida State	3/4/23																	

## PRODUCTION TRACKER

	This Season
Scored 10+ Points	1
Scored 20+ Points	-
Led Tech in Scoring	-
Made multiple 3FGs	3
Led Tech in 3FGM	2
Shot over 40% from 3	6
Had a Double-Double	-
Had Multiple Assists	8
Had Multiple Steals	1



# 3 SEAN PEDULLA

**SOPHOMORE** Guard | 6-1 | 195 | Sports Media and Analytics  
Edmond, Oklahoma | Edmond Memorial



## SEASON/CAREER BESTS

### POINTS

Season 22 (2x), last vs. Virginia (2/4/23)  
Career 22 (2x), last vs. Virginia (2/4/23)

### REBOUNDS

Season 7 at Clemson (1/21/23)  
Career 7 at Clemson (1/21/23)

### ASSISTS

Season 8 vs. Delaware State (11/7/22)  
Career 8 vs. Delaware State (11/7/22)

### BLOCKS

Season 1 (4x), last at Virginia (1/18/23)  
Career 1 (5x), last at Virginia (1/18/23)

### STEALS

Season 4 at Clemson (1/21/23)  
Career 4 at Clemson (1/21/23)

### MINUTES

Season 44 at Boston College (12/21/22)  
Career 44 at Boston College (12/21/22)

### FIELD GOALS MADE

Season 9 vs. Lehigh (11/10/22)  
Career 9 vs. Lehigh (11/10/22)

### FIELD GOALS ATTEMPTED

Season 18 (3x), last at Clemson (1/21/23)  
Career 18 (3x), last at Clemson (1/21/23)

### 3-PT. FIELD GOALS MADE

Season 5 vs. Delaware State (11/7/22)  
Career 6 at Florida State (1/29/22)

### 3-PT. FIELD GOALS ATTEMPTED

Season 11 at Syracuse (1/11/23)  
Career 11 at Syracuse (1/11/23)

### FREE THROWS MADE

Season 8 vs. Virginia (2/4/23)  
Career 10 vs. Texas (3/18/22)

### FREE THROWS ATTEMPTED

Season 9 (2x), last vs. Virginia (2/4/23)  
Career 10 vs. Texas (3/18/22)

## CAREER STATS

	GP-GS	MIN	AVG	FG-FGA	FG%	3FG-FGA	3FG%	FT-FTA	FT%	OFF-DEF-TOT	AVG	PF-FO	AST	TO	BLK	STL	PTS	AVG
2021-22	36-0	467	13.0	62-145	.428	34-76	.447	36-40	.900	6-36-42	1.2	54-2	47	31	1	21	194	5.4
2022-23	24-24	851	35.5	131-311	.421	47-141	.333	70-82	.854	8-79-87	3.6	68-3	94	51	4	31	379	15.8
<b>TOTAL</b>	<b>60-24</b>	<b>1318</b>	<b>22.0</b>	<b>193-456</b>	<b>.423</b>	<b>81-217</b>	<b>.373</b>	<b>106-122</b>	<b>.869</b>	<b>14-115-129</b>	<b>2.2</b>	<b>122-5</b>	<b>141</b>	<b>82</b>	<b>5</b>	<b>52</b>	<b>573</b>	<b>9.6</b>

- Will take over the reins at point guard following the graduation of Storm Murphy. *Last name pronounced: puh-DOOL-uh*
- Solid sharpshooter from downtown – shot over 40% from three 18 times as a freshman.
- Posted a career-high 20 points at Florida State, which was the turning point in the Hokies' 2021-22 season. He drilled 6 of 7 from long range in that game.
- Guided Edmond Memorial to three state tournaments.
- Two-time all-state selection and COAC Offensive Player of the Year that averaged 17.6 points a game as a senior.
- Rated the 165th-best prospect in the 2021 class on 247Sports.
- Tabbed the second-best player in the state of Oklahoma and the 25th-best point guard nationally, according to 247Sports.
- Chose the Hokies over Minnesota and Oklahoma State.
- One of Dominic and Bernadette Pedulla's nine children. His siblings JJ, Edmund and Claire won state championships in high school basketball, while Brendan won a state championship in rugby.

## 2022-23 GAME-BY-GAME STATS

OPPONENT	DATE	ST	MIN	FG-FGA	PCT	3FG-FGA	PCT	FT-FTA	PCT	OFF	DEF	TOT	PF	A	T/O	BLK	STL	PTS
Delaware State	11/7/22	*	29	5-12	.417	5-8	.625	3-4	.750	0	4	4	1	8	2	0	1	18
Lehigh	11/10/22	*	33	9-17	.529	1-5	.200	1-1	1.000	0	3	3	0	2	0	1	0	20
William & Mary	11/13/22	*	36	7-11	.636	4-7	.571	4-4	1.000	1	3	4	2	4	1	1	1	22
vs. Old Dominion	11/17/22	*	34	7-15	.467	2-5	.400	2-5	.400	0	4	4	2	7	1	0	0	18
vs. Penn State	11/18/22	*	38	5-13	.385	0-6	.000	0-0	.000	0	1	1	1	3	1	0	3	10
at College of Charleston	11/20/22	*	34	7-15	.467	1-5	.200	2-2	1.000	0	3	3	3	3	4	0	2	17
Charleston Southern	11/25/22	*	37	6-10	.600	1-2	.500	2-3	.667	0	4	4	1	3	1	0	0	15
Minnesota	11/28/22	*	35	8-13	.615	1-3	.333	0-0	.000	1	3	4	2	2	1	0	0	17
North Carolina	12/4/22	*	36	5-14	.357	1-5	.200	3-4	.750	0	4	4	4	4	2	0	0	14
Dayton	12/7/22	*	27	8-13	.615	2-5	.400	1-1	1.000	0	1	1	5	2	1	0	2	19
vs. Oklahoma State	12/11/22	*	39	6-16	.375	2-4	.500	2-3	.667	1	4	5	3	4	1	0	1	16
Grambling State	12/17/22	*	33	5-12	.417	4-8	.500	7-9	.778	1	4	5	1	6	3	0	2	21
at Boston College	12/21/22	*	44	7-16	.438	1-5	.200	3-3	1.000	1	1	2	5	5	4	0	0	18
at Wake Forest	12/31/22	*	38	6-18	.333	1-9	.111	5-5	1.000	1	3	4	4	7	3	0	3	18
Clemson	1/4/23	*	37	5-18	.278	4-9	.444	0-0	.000	0	5	5	4	4	3	1	0	14
NC State	1/7/23	*	40	5-13	.385	1-3	.333	8-8	1.000	1	4	5	4	4	4	0	1	19
at Syracuse	1/11/23	*	40	3-15	.200	2-11	.182	2-2	1.000	0	6	6	3	7	2	0	2	10
at Virginia	1/18/23	*	40	4-9	.444	2-6	.333	0-0	.000	0	1	1	4	3	2	1	2	10
at Clemson	1/21/23	*	35	2-13	.154	1-7	.143	2-2	1.000	1	6	7	2	2	3	0	4	7
Duke	1/23/23	*	39	4-8	.500	3-5	.600	5-5	1.000	0	2	2	1	5	2	0	2	16
Syracuse	1/28/23	*	17	1-4	.250	1-3	.333	3-4	.750	0	3	3	4	2	2	0	2	6
at Miami	1/31/23	*	40	6-10	.600	2-5	.400	6-6	1.000	0	1	1	3	3	6	0	2	20
Virginia	2/4/23	*	34	6-13	.462	2-6	.333	8-9	.889	0	5	5	4	2	1	0	1	22
Boston College	2/8/23	*	37	4-13	.308	3-9	.333	1-2	.500	0	4	4	5	2	1	0	0	12
at Notre Dame	2/11/23																	
at Georgia Tech	2/15/23																	
Pitt	2/18/23																	
Miami	2/21/23																	
at Duke	2/25/23																	
at Louisville	2/28/23																	
Florida State	3/4/23																	

## PRODUCTION TRACKER

	This Season	Career
Scored 10+ Points	22	27
Scored 20+ Points	5	6
Led Tech in Scoring	12	13
Made 3+ 3FGs	6	10
Led Tech in 3FGM	5	9
Shot over 40% from 3	10	28
Had a Double-Double	-	-
Had Multiple Assists	24	37
Had Multiple Steals	11	14



# 4 DARREN BUCHANAN JR.

**FRESHMAN** Forward | 6-7 | 235 | Communication  
Washington, D.C. | Woodrow Wilson



## SEASON/CAREER BESTS

### POINTS

Season -  
Career -

### REBOUNDS

Season -  
Career -

### ASSISTS

Season -  
Career -

### BLOCKS

Season -  
Career -

### STEALS

Season -  
Career -

### MINUTES

Season -  
Career -

### FIELD GOALS MADE

Season -  
Career -

### FIELD GOALS ATTEMPTED

Season -  
Career -

### 3-PT. FIELD GOALS MADE

Season -  
Career -

### 3-PT. FIELD GOALS ATTEMPTED

Season -  
Career -

### FREE THROWS MADE

Season -  
Career -

### FREE THROWS ATTEMPTED

Season -  
Career -

## CAREER STATS

	GP-GS	MIN	AVG	FG-FGA	FG%	3FG-FGA	3FG%	FT-FTA	FT%	OFF-DEF-TOT	AVG	PF-FO	AST	TO	BLK	STL	PTS	AVG	
2022-23																			
<b>TOTAL</b>																			

- Will redshirt the 2022-23 season. *Name pronounced: DARE-in BUH-can-in*
- A four-year letterwinner at Woodrow Wilson in Washington, D.C.
- 2022 D.C. Gatorade Player of the Year and All-Met Player of the Year.
- Two-time DCIAA Player of the Year and two-time DCIAA champion.
- Two-time all-state first team selection, All-Met first team as a senior (joining teammate Rodney Rice) and two-time DCIAA first team.
- Averaged 17 points, 10 rebounds, four assists and three steals during his four-year career at Woodrow Wilson.
- Coached by Osman Bangura and Angelo Hernandez while playing for Team Durant on the Nike EYBL circuit for three years.
- Tabbed the second-best player in Washington, D.C., and the 47th-best small forward nationally, according to 247Sports; Three-star recruit according to multiple outlets.
- Chose the Hokies over Georgetown, Rutgers, George Mason and George Washington.
- Related to former NFL tight end Vernon Davis.

## 2022-23 GAME-BY-GAME STATS

OPPONENT	DATE	ST	MIN	FG-FGA	PCT	3FG-FGA	PCT	FT-FTA	PCT	OFF	DEF	TOT	PF	A	T/O	BLK	STL	PTS	
Delaware State	11/7/22																		DNP
Lehigh	11/10/22																		DNP
William & Mary	11/13/22																		DNP
vs. Old Dominion	11/17/22																		DNP
vs. Penn State	11/18/22																		DNP
at College of Charleston	11/20/22																		DNP
Charleston Southern	11/25/22																		DNP
Minnesota	11/28/22																		DNP
North Carolina	12/4/22																		DNP
Dayton	12/7/22																		DNP
vs. Oklahoma State	12/11/22																		DNP
Grambling State	12/17/22																		DNP
at Boston College	12/21/22																		DNP
at Wake Forest	12/31/22																		DNP
Clemson	1/4/23																		DNP
NC State	1/7/23																		DNP
at Syracuse	1/11/23																		DNP
at Virginia	1/18/23																		DNP
at Clemson	1/21/23																		DNP
Duke	1/23/23																		DNP
Syracuse	1/28/23																		DNP
at Miami	1/31/23																		DNP
Virginia	2/4/23																		DNP
Boston College	2/8/23																		DNP
at Notre Dame	2/11/23																		DNP
at Georgia Tech	2/15/23																		DNP
Pitt	2/18/23																		DNP
Miami	2/21/23																		DNP
at Duke	2/25/23																		DNP
at Louisville	2/28/23																		DNP
Florida State	3/4/23																		DNP

## PRODUCTION TRACKER

	This Season
Scored 10+ Points	-
Had 5+ Rebounds	-
Had Multiple Blocks	-
Led Tech in Blocks	-
Had Multiple Steals	-
Shot over 50% from the floor	-
Played 10+ Minutes	-
Shot 5+ Free Throws	-
Had Multiple Dunks	-



# 5 PATRICK WESSLER

**FRESHMAN** Center | 7-0 | 245 | Business Marketing  
 Matthews, North Carolina | Combine Academy



*Last name pronounced: WES-ler*

- Will redshirt the 2022-23 season.
- Invited to the Allen Iverson 24K Showcase game in Memphis.
- Played his final two seasons at Combine Academy where he guided the program to a state championship in 2021-22.
- Averaged 18 points, 14 rebounds and 2.3 blocks as a senior, while Combine ended the season ranked No. 20 in the country with a 25-5 record.
- Named 2020-21 HoopState Network Sixth Man of the Year.
- Played his freshman and sophomore seasons at David W. Butler High School in Matthews, N.C.
- Southwestern 4A Conference Player of the Year.
- Completed for CC Elite on the AAU circuit.
- Rated the 148th-best prospect in the 2022 class by 247Sports; Tabbed the third-best player in the state of North Carolina and the 24th-best center nationally, according to 247Sports.
- Chose the Hokies over Providence, Southern Cal, NC State and Ole Miss.

## SEASON/CAREER BESTS

### POINTS

Season -  
 Career -

### REBOUNDS

Season -  
 Career -

### ASSISTS

Season -  
 Career -

### BLOCKS

Season -  
 Career -

### STEALS

Season -  
 Career -

### MINUTES

Season -  
 Career -

### FIELD GOALS MADE

Season -  
 Career -

### FIELD GOALS ATTEMPTED

Season -  
 Career -

### 3-PT. FIELD GOALS MADE

Season -  
 Career -

### 3-PT. FIELD GOALS ATTEMPTED

Season -  
 Career -

### FREE THROWS MADE

Season -  
 Career -

### FREE THROWS ATTEMPTED

Season -  
 Career -

## 2022-23 GAME-BY-GAME STATS

OPPONENT	DATE	ST	MIN	FG-FGA	PCT	3FG-FGA	PCT	FT-FTA	PCT	OFF	DEF	TOT	PF	A	T/O	BLK	STL	PTS	
Delaware State	11/7/22																		DNP
Lehigh	11/10/22																		DNP
William & Mary	11/13/22																		DNP
vs. Old Dominion	11/17/22																		DNP
vs. Penn State	11/18/22																		DNP
at College of Charleston	11/20/22																		DNP
Charleston Southern	11/25/22																		DNP
Minnesota	11/28/22																		DNP
North Carolina	12/4/22																		DNP
Dayton	12/7/22																		DNP
vs. Oklahoma State	12/11/22																		DNP
Grambling State	12/17/22																		DNP
at Boston College	12/21/22																		DNP
at Wake Forest	12/31/22																		DNP
Clemson	1/4/23																		DNP
NC State	1/7/23																		DNP
at Syracuse	1/11/23																		DNP
at Virginia	1/18/23																		DNP
at Clemson	1/21/23																		DNP
Duke	1/23/23																		DNP
Syracuse	1/28/23																		DNP
at Miami	1/31/23																		DNP
Virginia	2/4/23																		DNP
Boston College	2/8/23																		DNP
at Notre Dame	2/11/23																		DNP
at Georgia Tech	2/15/23																		DNP
Pitt	2/18/23																		DNP
Miami	2/21/23																		DNP
at Duke	2/25/23																		DNP
at Louisville	2/28/23																		DNP
Florida State	3/4/23																		DNP

## PRODUCTION TRACKER

	This Season
Scored 10+ Points	-
Had 5+ Rebounds	-
Had Multiple Blocks	-
Led Tech in Blocks	-
Had Multiple Steals	-
Shot over 50% from the floor	-
Played 10+ Minutes	-
Shot 5+ Free Throws	-
Had Multiple Dunks	-



## CAREER STATS

	GP-GS	MIN	AVG	FG-FGA	FG%	3FG-FGA	3FG%	FT-FTA	FT%	OFF-DEF-TOT	AVG	PF-FO	AST	TO	BLK	STL	PTS	AVG	
2022-23																			
TOTAL																			

# 10 CAMDEN JOHNSON

**SOPHOMORE** Guard | 6-1 | 185 | Business Finance  
Waxhaw, North Carolina | Metrolina Christian Academy



## SEASON/CAREER BESTS

### POINTS

Season -  
Career 3 vs. Merrimack (11/21/21)

### REBOUNDS

Season 1 (3x), last vs. Dayton (12/7/22)  
Career 1 (4x), last vs. Dayton (12/7/22)

### ASSISTS

Season 1 (4x), last vs. Grambling (12/17/22)  
Career 1 (5x), last vs. Grambling (12/17/22)

### BLOCKS

Season -  
Career -

### STEALS

Season -  
Career 1 (2x), last vs. Louisville (3/1/22)

### MINUTES

Season 8 vs. Delaware State (11/7/22)  
Career 8 vs. Delaware State (11/7/22)

### FIELD GOALS MADE

Season -  
Career 1 vs. Merrimack (11/21/21)

### FIELD GOALS ATTEMPTED

Season 1 vs. Minnesota (11/28/22)  
Career 1 (4x), last vs. Minnesota (11/28/22)

### 3-PT. FIELD GOALS MADE

Season -  
Career 1 vs. Merrimack (11/21/21)

### 3-PT. FIELD GOALS ATTEMPTED

Season -  
Career 1 (2x), last vs. St. Bona. (12/17/21)

### FREE THROWS MADE

Season -  
Career -

### FREE THROWS ATTEMPTED

Season -  
Career -

## CAREER STATS

	GP-GS	MIN	AVG	FG-FGA	FG%	3FG-FGA	3FG%	FT-FTA	FT%	OFF-DEF-TOT	AVG	PF-FO	AST	TO	BLK	STL	PTS	AVG
2021-22	10-0	17	1.7	1-3	.333	1-2	.500	0-0	.000	0-2-2	0.2	1-0	1	0	0	2	3	0.3
2022-23	6-0	20	3.3	0-1	.000	0-0	.000	0-0	.000	1-2-3	0.5	2-0	4	1	0	0	0	0.0
<b>TOTAL</b>	<b>16-0</b>	<b>37</b>	<b>2.3</b>	<b>1-4</b>	<b>.250</b>	<b>1-2</b>	<b>.500</b>	<b>0-0</b>	<b>.000</b>	<b>1-4-5</b>	<b>0.3</b>	<b>3-0</b>	<b>5</b>	<b>1</b>	<b>0</b>	<b>2</b>	<b>3</b>	<b>0.2</b>

- Recruited as a preferred walk-on.
- Earned full scholarship on Jan. 14, 2023.
- Averaged 14 points, 6.6 rebounds, 3.2 assists and 2.3 steals per game his senior season at Metrolina.
- Parents, Joey and Cindy Johnson, both attended Virginia Tech.

## 2022-23 GAME-BY-GAME STATS

OPPONENT	DATE	ST	MIN	FG-FGA	PCT	3FG-FGA	PCT	FT-FTA	PCT	OFF	DEF	TOT	PF	A	T/O	BLK	STL	PTS
Delaware State	11/7/22		8	0-0	.000	0-0	.000	0-0	.000	1	0	1	1	1	0	0	0	0
Lehigh	11/10/22		2	0-0	.000	0-0	.000	0-0	.000	0	1	1	0	0	0	0	0	0
William & Mary	11/13/22		2	0-0	.000	0-0	.000	0-0	.000	0	0	0	0	1	0	0	0	0
vs. Old Dominion	11/17/22								DNP									
vs. Penn State	11/18/22								DNP									
at College of Charleston	11/20/22								DNP									
Charleston Southern	11/25/22								DNP									
Minnesota	11/28/22		2	0-1	.000	0-0	.000	0-0	.000	0	0	0	0	0	0	0	0	0
North Carolina	12/4/22								DNP									
Dayton	12/7/22		2	0-0	.000	0-0	.000	0-0	.000	0	1	1	0	1	1	0	0	0
vs. Oklahoma State	12/11/22								DNP									
Grambling State	12/17/22		4	0-0	.000	0-0	.000	0-0	.000	0	0	0	1	1	0	0	0	0
at Boston College	12/21/22								DNP									
at Wake Forest	12/31/22								DNP									
Clemson	1/4/23								DNP									
NC State	1/7/23								DNP									
at Syracuse	1/11/23								DNP									
at Virginia	1/18/23								DNP									
at Clemson	1/21/23								DNP									
Duke	1/23/23								DNP									
Syracuse	1/28/23								DNP									
at Miami	1/31/23								DNP									
Virginia	2/4/23								DNP									
Boston College	2/8/23								DNP									
at Notre Dame	2/11/23								DNP									
at Georgia Tech	2/15/23								DNP									
Pitt	2/18/23								DNP									
Miami	2/21/23								DNP									
at Duke	2/25/23								DNP									
at Louisville	2/28/23								DNP									
Florida State	3/4/23								DNP									

## PRODUCTION TRACKER

	This Season	Career
Scored 5+ Points	-	-
Scored 10+ Points	-	-
Made Multiple 3FGs	-	-
Made 3+ 3FGs	-	-
Led Tech in 3FGM	-	-
Shot over 40% from 3	-	1
Played 5+ Minutes	1	1
Had Multiple Assists	-	-
Had Multiple Steals	-	-



# 11 JOHN CAMDEN

**R-FRESHMAN** Forward | 6-8 | 215 | Business Management  
 Downingtown, Pennsylvania | Memphis



## SEASON/CAREER BESTS

### POINTS

Season 8 vs. Syracuse (1/28/23)  
 Career 8 vs. Syracuse (1/28/23)

### REBOUNDS

Season 6 vs. Syracuse (1/28/23)  
 Career 6 vs. Syracuse (1/28/23)

### ASSISTS

Season 3 vs. Syracuse (1/28/23)  
 Career 3 vs. Syracuse (1/28/23)

### BLOCKS

Season 1 (2x), last at Virginia (1/18/23)  
 Career 1 (2x), last at Virginia (1/18/23)

### STEALS

Season -  
 Career -

### MINUTES

Season 27 vs. Syracuse (1/28/23)  
 Career 27 vs. Syracuse (1/28/23)

### FIELD GOALS MADE

Season 3 vs. Syracuse (1/28/23)  
 Career 3 vs. Syracuse (1/28/23)

### FIELD GOALS ATTEMPTED

Season 8 vs. Syracuse (1/28/23)  
 Career 8 vs. Syracuse (1/28/23)

### 3-PT. FIELD GOALS MADE

Season 2 vs. Delaware State (11/7/22)  
 Career 2 vs. Delaware State (11/7/22)

### 3-PT. FIELD GOALS ATTEMPTED

Season 5 vs. Syracuse (1/28/23)  
 Career 5 vs. Syracuse (1/28/23)

### FREE THROWS MADE

Season 3 at Wake Forest (12/31/22)  
 Career 3 at Wake Forest (12/31/22)

### FREE THROWS ATTEMPTED

Season 5 at Wake Forest (12/31/22)  
 Career 5 at Wake Forest (12/31/22)

## CAREER STATS

	GP-GS	MIN	AVG	FG-FGA	FG%	3FG-FGA	3FG%	FT-FTA	FT%	OFF-DEF-TOT	AVG	PF-FO	AST	TO	BLK	STL	PTS	AVG
2021-22	1-0	1	1.0	0-0	.000	0-0	.000	0-0	.000	0-1-1	1.0	0-0	0	0	0	0	0	0.0
2022-23	16-0	155	9.7	8-29	.276	5-22	.227	4-7	.571	5-14-19	1.2	13-0	4	1	2	0	25	1.6
<b>TOTAL</b>	<b>17-0</b>	<b>156</b>	<b>9.2</b>	<b>8-29</b>	<b>.276</b>	<b>5-22</b>	<b>.227</b>	<b>4-7</b>	<b>.571</b>	<b>5-15-20</b>	<b>1.2</b>	<b>13-0</b>	<b>4</b>	<b>1</b>	<b>2</b>	<b>0</b>	<b>25</b>	<b>1.5</b>

- Will be a versatile wing for Coach Young, who can play the 3 and the 4.
- Transferred from Memphis; battled a right foot injury most of freshman season.
- Chose the Hokies over LSU during the transfer process.
- Played senior season at Brewster Academy in Wolfeboro, N.H.
- Was rated a four-star recruit and the 90th-ranked player in the nation by Rivals.
- Averaged 15.8 points per game as a junior at Archbishop Carroll (Pa.) in 2019-20.
- Father, Tex, graduated from Virginia Tech in 1993.
- Sisters, Meg and Heather, played lacrosse at Ohio State and Drexel, respectively.
- Other older sister, Anna, plays basketball at Penn State.

## 2022-23 GAME-BY-GAME STATS

OPPONENT	DATE	ST	MIN	FG-FGA	PCT	3FG-FGA	PCT	FT-FTA	PCT	OFF	DEF	TOT	PF	A	T/O	BLK	STL	PTS
Delaware State	11/7/22		19	2-4	.500	2-4	.500	0-0	.000	0	2	2	3	0	0	0	0	6
Lehigh	11/10/22		8	0-0	.000	0-0	.000	0-0	.000	0	1	1	2	0	0	0	0	0
William & Mary	11/13/22		9	1-4	.250	0-3	.000	0-0	.000	1	0	1	2	0	1	0	0	2
vs. Old Dominion	11/17/22		2	0-0	.000	0-0	.000	0-0	.000	0	1	1	0	0	0	0	0	0
vs. Penn State	11/18/22							DNP										
at College of Charleston	11/20/22		1	0-0	.000	0-0	.000	0-0	.000	0	0	0	0	0	0	0	0	0
Charleston Southern	11/25/22							DNP										
Minnesota	11/28/22							DNP										
North Carolina	12/4/22							DNP										
Dayton	12/7/22		3	0-1	.000	0-1	.000	0-0	.000	0	0	0	0	0	0	0	0	0
vs. Oklahoma State	12/11/22							DNP										
Grambling State	12/17/22		5	0-1	.000	0-1	.000	0-0	.000	0	1	1	0	0	0	0	0	0
at Boston College	12/21/22		0	0-0	.000	0-0	.000	0-0	.000	0	0	0	0	0	0	0	0	0
at Wake Forest	12/31/22		15	1-3	.333	1-3	.333	3-5	.600	0	1	1	1	0	0	1	0	6
Clemson	1/4/23		10	0-3	.000	0-1	.000	0-0	.000	1	1	2	1	0	0	0	0	0
NC State	1/7/23		14	0-2	.000	0-2	.000	0-0	.000	0	1	1	1	0	0	0	0	0
at Syracuse	1/11/23							DNP										
at Virginia	1/18/23		1	0-0	.000	0-0	.000	0-0	.000	0	0	0	0	0	0	1	0	0
at Clemson	1/21/23							DNP										
Duke	1/23/23							DNP										
Syracuse	1/28/23		27	3-8	.375	1-5	.200	1-2	.500	3	3	6	1	3	0	0	0	8
at Miami	1/31/23		13	0-0	.000	0-0	.000	0-0	.000	0	2	2	1	0	0	0	0	0
Virginia	2/4/23		17	0-1	.000	0-0	.000	0-0	.000	0	1	1	0	1	0	0	0	0
Boston College	2/8/23		11	1-2	.500	1-2	.500	0-0	.000	0	0	0	1	0	0	0	0	3
at Notre Dame	2/11/23																	
at Georgia Tech	2/15/23																	
Pitt	2/18/23																	
Miami	2/21/23																	
at Duke	2/25/23																	
at Louisville	2/28/23																	
Florida State	3/4/23																	

## PRODUCTION TRACKER

	This Season	Career
Scored 5+ Points	3	3
Scored 10+ Points	-	-
Made Multiple 3FGs	1	1
Made 3+ 3FGs	-	-
Led Tech in 3FGM	-	-
Shot over 40% from 3	2	2
Played 5+ Minutes	10	10
Had Multiple Assists	1	1
Had Multiple Steals	-	-



# 13 DARIUS MADDOX

**JUNIOR** Guard | 6-5 | 180 | Sports Media and Analytics  
Bowie, Maryland | Oak Hill Academy



## SEASON/CAREER BESTS

### POINTS

Season 16 vs. NC State (1/7/23)  
Career 20 vs. North Carolina (3/11/22)

### REBOUNDS

Season 8 at Boston College (12/21/22)  
Career 8 at Boston College (12/21/22)

### ASSISTS

Season 3 (3x), last vs. Clemson (1/4/23)  
Career 4 vs. Miami (1/26/22)

### BLOCKS

Season 2 at Syracuse (1/11/23)  
Career 2 (3x), last at Syracuse (1/11/23)

### STEALS

Season 2 (2x), last vs. Clemson (1/4/23)  
Career 3 at Florida State (1/29/22)

### MINUTES

Season 40 at Boston College (12/21/22)  
Career 40 at Boston College (12/21/22)

### FIELD GOALS MADE

Season 5 (7x), last at Virginia (1/18/23)  
Career 7 vs. North Carolina (3/11/22)

### FIELD GOALS ATTEMPTED

Season 15 at Boston College (12/21/22)  
Career 15 at Boston College (12/21/22)

### 3-PT. FIELD GOALS MADE

Season 4 vs. NC State (1/7/23)  
Career 4 (2x), last vs. NC State (1/7/23)

### 3-PT. FIELD GOALS ATTEMPTED

Season 6 (2x), last vs. NC State (1/7/23)  
Career 6 (2x), last vs. NC State (1/7/23)

### FREE THROWS MADE

Season 4 vs. Delaware State (11/7/22)  
Career 4 (3x), last vs. Delaware St. (11/7/22)

### FREE THROWS ATTEMPTED

Season 5 vs. Delaware State (11/7/22)  
Career 5 vs. Delaware State (11/7/22)

## CAREER STATS

	GP-GS	MIN	AVG	FG-FGA	FG%	3FG-FGA	3FG%	FT-FTA	FT%	OFF-DEF-TOT	AVG	PF-FO	AST	TO	BLK	STL	PTS	AVG
2020-21	11-0	35	3.2	3-11	.273	3-7	.429	0-0	.000	2-0-2	0.2	3-0	3	1	1	0	9	0.8
2021-22	36-0	612	17.0	82-160	.513	40-79	.506	26-33	.788	17-52-69	1.9	42-0	19	20	8	11	230	6.4
2022-23	20-19	590	29.5	64-171	.374	20-62	.323	21-24	.875	26-37-63	3.2	35-0	22	12	7	11	169	8.5
<b>TOTAL</b>	<b>67-19</b>	<b>1237</b>	<b>18.5</b>	<b>149-342</b>	<b>.436</b>	<b>63-148</b>	<b>.426</b>	<b>47-57</b>	<b>.825</b>	<b>45-89-134</b>	<b>2.0</b>	<b>80-0</b>	<b>44</b>	<b>33</b>	<b>16</b>	<b>22</b>	<b>408</b>	<b>6.1</b>

- Potential to have a breakout season.
- 2022 ACC All-Tournament Second Team; dropped career-high 20 points vs. UNC in semis.
- Two game-winning 3-pointers in four games: at Miami and vs. Clemson.
- Dropped in a career-high 14 points on 4-of-8 shooting vs. Cornell; also set or tied career highs in rebounds (four), minutes played (23), field goals made (four) and free throws made (four).
- Appeared in 11 games in 2020-21, recording a season-high nine points vs. Coppin State (12/19/20).
- Rated 84th overall and the 14th-best shooting guard on 247 Sports.
- Chose the Hokies over Cincinnati, Creighton, Georgetown and Seton Hall.

## 2022-23 GAME-BY-GAME STATS

OPPONENT	DATE	ST	MIN	FG-FGA	PCT	3FG-FGA	PCT	FT-FTA	PCT	OFF	DEF	TOT	PF	A	T/O	BLK	STL	PTS
Delaware State	11/7/22	*	27	5-8	.625	0-1	.000	4-5	.800	0	3	3	0	0	0	0	1	14
Lehigh	11/10/22	*	24	3-7	.429	0-3	.000	2-2	1.000	0	4	4	0	0	0	0	0	8
William & Mary	11/13/22	*	31	5-9	.556	2-2	1.000	2-2	1.000	1	1	2	1	3	0	0	1	14
vs. Old Dominion	11/17/22	*	35	4-11	.364	2-5	.400	2-2	1.000	0	2	2	2	2	0	0	0	12
vs. Penn State	11/18/22	*	33	5-8	.625	1-2	.500	0-0	.000	3	2	5	1	1	1	0	0	11
at College of Charleston	11/20/22	*	22	4-9	.444	0-4	.000	0-0	.000	1	1	2	4	0	1	0	1	8
Charleston Southern	11/25/22	*	34	5-13	.385	1-4	.250	1-2	.500	2	0	2	3	0	2	0	0	12
Minnesota	11/28/22	*	30	1-7	.143	0-2	.000	2-2	1.000	3	1	4	1	2	1	1	0	4
North Carolina	12/4/22	*	37	1-6	.167	0-2	.000	0-0	.000	0	4	4	4	2	1	0	1	2
Dayton	12/7/22	*	31	5-13	.385	2-5	.400	0-0	.000	1	4	5	1	3	1	0	1	12
vs. Oklahoma State	12/11/22	*	33	3-9	.333	1-3	.333	0-0	.000	3	0	3	2	0	2	1	0	7
Grambling State	12/17/22	*	34	3-9	.333	1-4	.250	0-0	.000	2	1	3	1	1	0	1	1	7
at Boston College	12/21/22	*	40	4-15	.267	2-6	.333	0-0	.000	5	3	8	2	0	1	0	0	10
at Wake Forest	12/31/22	*	25	2-6	.333	0-1	.000	1-1	1.000	0	2	2	2	1	0	0	2	5
Clemson	1/4/23	*	36	4-11	.364	1-5	.200	2-2	1.000	2	2	4	1	3	1	0	2	11
NC State	1/7/23	*	38	5-12	.417	4-6	.667	2-2	1.000	0	2	2	4	1	0	1	0	16
at Syracuse	1/11/23	*	30	0-3	.000	0-1	.000	3-4	.750	1	0	1	1	2	0	2	1	3
at Virginia	1/18/23	*	25	5-9	.556	3-4	.750	0-0	.000	0	4	4	3	1	0	1	0	13
at Clemson	1/21/23	*	20	0-6	.000	0-2	.000	0-0	.000	2	1	3	2	0	1	0	0	0
Duke	1/23/23		6	0-0	.000	0-0	.000	0-0	.000	0	0	0	0	0	0	0	0	0
Syracuse	1/28/23								DNP									
at Miami	1/31/23								DNP									
Virginia	2/4/23								DNP									
Boston College	2/8/23								DNP									
at Notre Dame	2/11/23																	
at Georgia Tech	2/15/23																	
Pitt	2/18/23																	
Miami	2/21/23																	
at Duke	2/25/23																	
at Louisville	2/28/23																	
Florida State	3/4/23																	

## PRODUCTION TRACKER

	This Season	Career
Scored 10+ Points	10	18
Scored 20+ Points	-	1
Led Tech in Scoring	1	3
Made 3+ 3FGs	2	8
Led Tech in 3FGM	4	9
Shot over 40% from 3	6	29
Had a Double-Double	-	-
Had Multiple Assists	7	11
Had Multiple Steals	2	3



# 14 OWYN DAWYOT

**FRESHMAN** Guard | 6-2 | 190 | Sports Media and Analytics  
Roanoke, Virginia | Cave Spring



## SEASON/CAREER BESTS

### POINTS

Season 2 vs. Dayton (12/7/22)  
Career 2 vs. Dayton (12/7/22)

### REBOUNDS

Season 1 vs. William & Mary (11/13/22)  
Career 1 vs. William & Mary (11/13/22)

### ASSISTS

Season -  
Career -

### BLOCKS

Season -  
Career -

### STEALS

Season -  
Career -

### MINUTES

Season 2 vs. Dayton (12/7/22)  
Career 2 vs. Dayton (12/7/22)

### FIELD GOALS MADE

Season 1 vs. Dayton (12/7/22)  
Career 1 vs. Dayton (12/7/22)

### FIELD GOALS ATTEMPTED

Season 1 (2x), last vs. Dayton (12/7/22)  
Career 1 (2x), last vs. Dayton (12/7/22)

### 3-PT. FIELD GOALS MADE

Season -  
Career -

### 3-PT. FIELD GOALS ATTEMPTED

Season 1 vs. William & Mary (11/13/22)  
Career 1 vs. William & Mary (11/13/22)

### FREE THROWS MADE

Season -  
Career -

### FREE THROWS ATTEMPTED

Season -  
Career -

## CAREER STATS

	GP-GS	MIN	AVG	FG-FGA	FG%	3FG-FGA	3FG%	FT-FTA	FT%	OFF-DEF-TOT	AVG	PF-FO	AST	TO	BLK	STL	PTS	AVG
2022-23	4-0	5	1.3	1-2	.500	0-1	.000	0-0	.000	0-1-1	0.3	1-0	0	0	0	0	2	0.5
<b>TOTAL</b>	<b>4-0</b>	<b>5</b>	<b>1.3</b>	<b>1-2</b>	<b>.500</b>	<b>0-1</b>	<b>.000</b>	<b>0-0</b>	<b>.000</b>	<b>0-1-1</b>	<b>0.3</b>	<b>1-0</b>	<b>0</b>	<b>0</b>	<b>0</b>	<b>0</b>	<b>2</b>	<b>0.5</b>

- Recruited as a preferred walk-on. *Name pronounced: OWE-in DOY-yacht*
- VHSCA Class 3 State Co-Player of the Year as a senior.
- Led Cave Spring to the 2022 VHSL Class 3 state title, knocking down the game-winning free throw for a 76-75 victory over Petersburg.
- Scored a game-high 29 points in that state final.
- Averaged 16.2 points, 4.5 rebounds, 2.1 assists, and 2.3 steals per game in 2021-22.
- Earned First-Team All-District, First-Team All-Region and First-Team All-State as a senior.
- Transferred from Salem to Cave Spring for his senior season.
- Set the Cave Spring record for wins in a season with 29 during the 2021-22 campaign.
- Grandfather, Peter Dawyot, played football at Virginia Tech.

## 2022-23 GAME-BY-GAME STATS

OPPONENT	DATE	ST	MIN	FG-FGA	PCT	3FG-FGA	PCT	FT-FTA	PCT	OFF	DEF	TOT	PF	A	T/O	BLK	STL	PTS
Delaware State	11/7/22		1	0-0	.000	0-0	.000	0-0	.000	0	0	0	0	0	0	0	0	0
Lehigh	11/10/22																	
William & Mary	11/13/22	1		0-1	.000	0-1	.000	0-0	.000	0	1	1	0	0	0	0	0	0
vs. Old Dominion	11/17/22																	
vs. Penn State	11/18/22																	
at College of Charleston	11/20/22																	
Charleston Southern	11/25/22																	
Minnesota	11/28/22																	
North Carolina	12/4/22																	
Dayton	12/7/22	2		1-1	1.000	0-0	.000	0-0	.000	0	0	0	1	0	0	0	0	2
vs. Oklahoma State	12/11/22																	
Grambling State	12/17/22	1		0-0	.000	0-0	.000	0-0	.000	0	0	0	0	0	0	0	0	0
at Boston College	12/21/22																	
at Wake Forest	12/31/22																	
Clemson	1/4/23																	
NC State	1/7/23																	
at Syracuse	1/11/23																	
at Virginia	1/18/23																	
at Clemson	1/21/23																	
Duke	1/23/23																	
Syracuse	1/28/23																	
at Miami	1/31/23																	
Virginia	2/4/23																	
Boston College	2/8/23																	
at Notre Dame	2/11/23																	
at Georgia Tech	2/15/23																	
Pitt	2/18/23																	
Miami	2/21/23																	
at Duke	2/25/23																	
at Louisville	2/28/23																	
Florida State	3/4/23																	

## PRODUCTION TRACKER

	This Season
Scored 5+ Points	-
Scored 10+ Points	-
Made Multiple 3FGs	-
Made 3+ 3FGs	-
Led Tech in 3FGM	-
Shot over 40% from 3	-
Played 5+ Minutes	-
Had Multiple Assists	-
Had Multiple Steals	-





# 15 LYNN KIDD

JUNIOR Center | 6-10 | 235 | Sociology  
Gainesville, Florida | Clemson



## SEASON/CAREER BESTS

### POINTS

Season 14 vs. NC State (1/7/23)  
Career 14 vs. NC State (1/7/23)

### REBOUNDS

Season 10 vs. Delaware State (11/7/22)  
Career 10 vs. Delaware State (11/7/22)

### ASSISTS

Season 3 vs. Delaware State (11/7/22)  
Career 3 vs. Delaware State (11/7/22)

### BLOCKS

Season 2 (3x), last vs. BC (2/8/23)  
Career 2 (4x), last vs. BC (2/8/23)

### STEALS

Season 1 (5x), last vs. BC (2/8/23)  
Career 1 (5x), last vs. BC (2/8/23)

### MINUTES

Season 24 vs. Delaware State (11/7/22)  
Career 24 vs. Delaware State (11/7/22)

### FIELD GOALS MADE

Season 7 vs. NC State (1/7/23)  
Career 7 vs. NC State (1/7/23)

### FIELD GOALS ATTEMPTED

Season 9 vs. CSU (11/25/22)  
Career 9 vs. CSU (11/25/22)

### 3-PT. FIELD GOALS MADE

Season -  
Career -

### 3-PT. FIELD GOALS ATTEMPTED

Season -  
Career -

### FREE THROWS MADE

Season 3 at Wake Forest (12/31/22)  
Career 3 at Wake Forest (12/31/22)

### FREE THROWS ATTEMPTED

Season 5 (2x), last at Clemson (1/21/23)  
Career 5 (2x), last at Clemson (1/21/23)

## CAREER STATS

	GP-GS	MIN	AVG	FG-FGA	FG%	3FG-FGA	3FG%	FT-FTA	FT%	OFF-DEF-TOT	AVG	PF-FO	AST	TO	BLK	STL	PTS	AVG
2020-21	7-0	33	4.7	2-6	.333	0-0	.000	4-4	1.000	4-3-7	1.0	6-0	1	2	2	0	8	1.1
2021-22	10-0	25	2.5	3-8	.375	0-0	.000	1-1	1.000	6-5-11	1.1	0-0	0	3	2	0	7	0.7
2022-23	24-5	321	13.4	59-88	.670	0-0	.000	14-24	.583	25-70-95	4.0	40-0	15	17	12	5	132	5.5
<b>TOTAL</b>	<b>41-5</b>	<b>379</b>	<b>9.2</b>	<b>64-102</b>	<b>.627</b>	<b>0-0</b>	<b>.000</b>	<b>19-29</b>	<b>.655</b>	<b>35-78-113</b>	<b>2.8</b>	<b>46-0</b>	<b>16</b>	<b>22</b>	<b>16</b>	<b>5</b>	<b>147</b>	<b>3.6</b>

- Look for increased production in his second season as a Hokie.
- Played in seven games, totaling eight points in 33 minutes of action as a freshman at Clemson.
- Reclassified from the 2021 recruiting class to 2020.
- No. 77 overall prospect on ESPN's Top-100 list of high school juniors; four-star recruit.
- Chose Clemson over Virginia Tech, Miami, Wake Forest, Auburn and Florida during his initial recruitment.

## 2022-23 GAME-BY-GAME STATS

OPPONENT	DATE	ST	MIN	FG-FGA	PCT	3FG-FGA	PCT	FT-FTA	PCT	OFF	DEF	TOT	PF	A	T/O	BLK	STL	PTS
Delaware State	11/7/22	*	24	3-4	.750	0-0	.000	2-2	1.000	4	6	10	1	3	2	0	0	8
Lehigh	11/10/22		12	3-5	.600	0-0	.000	0-0	.000	0	2	2	1	1	1	0	0	6
William & Mary	11/13/22		17	2-2	1.000	0-0	.000	2-2	1.000	2	2	4	1	0	0	0	0	6
vs. Old Dominion	11/17/22	*	12	2-5	.400	0-0	.000	1-2	.500	0	1	1	2	0	0	0	0	5
vs. Penn State	11/18/22		3	1-1	1.000	0-0	.000	0-0	.000	0	0	0	2	0	1	0	0	2
at College of Charleston	11/20/22		3	0-0	.000	0-0	.000	0-0	.000	0	1	1	1	0	1	0	0	0
Charleston Southern	11/25/22		15	5-9	.556	0-0	.000	1-1	1.000	5	3	8	1	1	0	1	0	11
Minnesota	11/28/22		16	2-3	.667	0-0	.000	0-0	.000	0	3	3	1	0	0	0	0	4
North Carolina	12/4/22		6	2-2	1.000	0-0	.000	0-0	.000	1	0	1	1	0	0	0	0	4
Dayton	12/7/22		13	3-5	.600	0-0	.000	0-0	.000	0	2	2	4	2	0	2	1	6
vs. Oklahoma State	12/11/22		10	1-2	.500	0-0	.000	0-0	.000	1	1	2	2	0	2	0	0	2
Grambling State	12/17/22		18	3-3	1.000	0-0	.000	1-3	.333	1	2	3	1	2	1	2	1	7
at Boston College	12/21/22		11	0-1	.000	0-0	.000	0-0	.000	0	4	4	1	1	1	1	0	0
at Wake Forest	12/31/22	*	18	2-5	.400	0-0	.000	3-5	.600	2	6	8	2	0	0	0	0	7
Clemson	1/4/23	*	18	2-5	.400	0-0	.000	0-0	.000	4	5	9	3	0	1	1	0	4
NC State	1/7/23		14	7-8	.875	0-0	.000	0-0	.000	1	4	5	2	0	1	0	0	14
at Syracuse	1/11/23		13	4-5	.800	0-0	.000	2-4	.500	0	6	6	1	0	1	1	0	10
at Virginia	1/18/23		15	2-2	1.000	0-0	.000	0-0	.000	0	4	4	0	0	1	0	0	4
at Clemson	1/21/23		15	4-6	.667	0-0	.000	2-5	.400	0	3	3	4	0	1	1	0	10
Duke	1/23/23	*	20	2-5	.400	0-0	.000	0-0	.000	2	2	4	2	2	2	0	0	4
Syracuse	1/28/23		10	1-1	1.000	0-0	.000	0-0	.000	0	2	2	1	0	0	1	0	2
at Miami	1/31/23		13	3-3	1.000	0-0	.000	0-0	.000	0	2	2	3	1	2	0	1	6
Virginia	2/4/23		10	3-3	1.000	0-0	.000	0-0	.000	0	5	5	0	2	1	0	1	6
Boston College	2/8/23		16	2-3	.667	0-0	.000	0-0	.000	2	4	6	3	0	0	2	1	4
at Notre Dame	2/11/23																	
at Georgia Tech	2/15/23																	
Pitt	2/18/23																	
Miami	2/21/23																	
at Duke	2/25/23																	
at Louisville	2/28/23																	
Florida State	3/4/23																	

## PRODUCTION TRACKER

	This Season	Career
Scored 10+ Points	4	4
Had 10+ Rebounds	1	1
Had Multiple Blocks	3	4
Led Tech in Blocks	5	5
Had Multiple Steals	-	-
Shot over 50% from the floor	18	21
Played 10+ Minutes	21	22
Shot 5+ Free Throws	2	2
Had Multiple Dunks	3	3



# 21 GRANT BASILE

GRADUATE STUDENT Forward | 6-9 | 235 | Agricultural and Life Sciences  
Pewaukee, Wisconsin | Wright State



## SEASON/CAREER BESTS

### POINTS

Season 33 vs. Boston College (2/8/23)  
Career 37 at Marshall (11/12/21)

### REBOUNDS

Season 10 (3x), last at Syracuse (1/11/23)  
Career 16 at NC State (12/21/21)

### ASSISTS

Season 5 vs. Syracuse (1/28/23)  
Career 5 vs. Syracuse (1/28/23)

### BLOCKS

Season 4 (2x), last vs. Dayton (12/7/22)  
Career 4 (6x), last vs. Dayton (12/7/22)

### STEALS

Season 2 vs. UNC (12/4/22)  
Career 5 vs. Cleveland State (1/28/22)

### MINUTES

Season 37 vs. Duke (1/23/23)  
Career 40 at Robert Morris (1/13/22)

### FIELD GOALS MADE

Season 12 (3x), last vs. BC (2/8/23)  
Career 13 vs. Robert Morris (1/29/21)

### FIELD GOALS ATTEMPTED

Season 23 vs. Syracuse (1/28/23)  
Career 25 vs. Youngstown St. (2/24/22)

### 3-PT. FIELD GOALS MADE

Season 6 vs. Delaware State (11/7/22)  
Career 6 vs. Delaware State (11/7/22)

### 3-PT. FIELD GOALS ATTEMPTED

Season 10 vs. Boston College (2/8/23)  
Career 10 vs. Boston College (2/8/23)

### FREE THROWS MADE

Season 5 vs. Boston College (2/8/23)  
Career 12 (2x), last at Marshall (11/12/21)

### FREE THROWS ATTEMPTED

Season 8 vs. Boston College (2/8/23)  
Career 15 vs. Milwaukee (3/2/21)

## CAREER STATS

	GP-GS	MIN	AVG	FG-FGA	FG%	3FG-FGA	3FG%	FT-FTA	FT%	OFF-DEF-TOT	AVG	PF-FO	AST	TO	BLK	STL	PTS	AVG
2018-19	3-0	18	6.0	1-2	.500	0-0	.000	2-6	.333	1-2-3	1.0	5-0	0	2	0	1	4	1.3
2019-20	32-5	458	14.3	74-151	.490	3-21	.143	48-69	.696	44-93-137	4.3	63-1	25	48	29	11	199	6.2
2020-21	24-15	649	27.0	137-222	.617	20-42	.476	67-101	.663	52-117-169	7.0	52-1	41	43	39	13	361	15.0
2021-22	36-36	1172	32.6	247-496	.498	39-138	.283	131-167	.784	93-214-307	8.5	101-4	72	107	59	34	664	18.4
2022-23	24-23	660	27.5	142-280	.507	46-120	.383	45-65	.692	30-105-135	5.6	54-0	47	38	35	11	375	15.6
<b>TOTAL</b>	<b>119-79</b>	<b>2925</b>	<b>24.6</b>	<b>601-1151</b>	<b>.522</b>	<b>108-321</b>	<b>.336</b>	<b>293-408</b>	<b>.718</b>	<b>220-531-751</b>	<b>6.3</b>	<b>275-6</b>	<b>185</b>	<b>238</b>	<b>162</b>	<b>70</b>	<b>1603</b>	<b>13.5</b>

- Versatile forward who will play the 4 and the 5. *Last name pronounced: buh-ZILLY*
- Two-time All-Horizon League second team selection.
- Tallied 1,228 career points and 616 career rebounds.
- Averaged 12.9 points and 6.5 rebounds per game for his career as a Raider.
- Recorded 16 career double-doubles, including 11 in his final season at Wright State.
- Tallied 18.4 points per game in 2021-22.
- Connected on 47.6% of his 3-point attempts in 2020-21.
- Earned his bachelor's degree in accounting in December 2021.
- Chose the Hokies over Notre Dame, Wisconsin and Iowa State.
- Currently working on his master's degree from Virginia Tech's OMALS program.

## 2022-23 GAME-BY-GAME STATS

OPPONENT	DATE	ST	MIN	FG-FGA	PCT	3FG-FGA	PCT	FT-FTA	PCT	OFF	DEF	TOT	PF	A	T/O	BLK	STL	PTS
Delaware State	11/7/22	*	25	12-16	.750	6-9	.667	0-0	.000	2	8	10	1	1	4	1	1	30
Lehigh	11/10/22	*	25	3-7	.429	1-3	.333	4-4	1.000	1	7	8	1	2	3	1	0	11
William & Mary	11/13/22	*	20	5-8	.625	3-6	.500	0-0	.000	0	2	2	2	1	1	3	1	13
vs. Old Dominion	11/17/22		26	4-9	.444	3-7	.429	4-6	.667	2	2	4	1	0	1	2	0	15
vs. Penn State	11/18/22	*	26	7-11	.636	1-3	.333	2-3	.667	0	4	4	2	3	1	3	1	17
at College of Charleston	11/20/22	*	30	5-12	.417	2-7	.286	0-0	.000	1	4	5	0	4	3	1	0	12
Charleston Southern	11/25/22	*	24	2-6	.333	2-6	.333	0-0	.000	0	2	2	0	1	2	2	0	6
Minnesota	11/28/22	*	29	3-7	.429	1-3	.333	2-2	1.000	0	8	8	4	3	3	4	0	9
North Carolina	12/4/22	*	29	4-9	.444	1-3	.333	3-4	.750	0	4	4	2	4	1	0	2	12
Dayton	12/7/22	*	31	9-17	.529	4-9	.444	1-2	.500	2	8	10	2	1	1	4	0	23
vs. Oklahoma State	12/11/22	*	28	4-12	.333	2-5	.400	3-5	.600	1	4	5	3	2	0	2	1	13
Grambling State	12/17/22	*	22	3-5	.600	0-2	.000	1-2	.500	2	3	5	1	3	1	0	0	7
at Boston College	12/21/22	*	29	5-9	.556	1-4	.250	2-4	.500	3	3	6	1	0	1	0	1	13
at Wake Forest	12/31/22	*	19	3-7	.429	1-3	.333	2-2	1.000	1	1	2	4	0	3	0	0	9
Clemson	1/4/23	*	30	5-15	.333	3-6	.500	4-4	1.000	1	6	7	3	0	1	0	0	17
NC State	1/7/23	*	22	1-8	.125	0-5	.000	2-4	.500	0	3	3	4	1	1	1	0	4
at Syracuse	1/11/23	*	27	12-17	.706	1-1	1.000	1-1	1.000	5	5	10	4	0	1	0	0	26
at Virginia	1/18/23	*	25	4-11	.364	2-6	.333	2-2	1.000	1	1	2	3	2	2	1	1	12
at Clemson	1/21/23	*	27	5-10	.500	1-3	.333	2-3	.667	0	8	8	2	1	1	1	1	13
Duke	1/23/23	*	37	10-15	.667	1-2	.500	3-4	.750	1	7	8	3	2	3	2	0	24
Syracuse	1/28/23	*	34	11-23	.478	2-9	.222	1-3	.333	4	4	8	2	5	3	1	1	25
at Miami	1/31/23	*	30	7-15	.467	2-5	.400	1-2	.500	1	6	7	4	3	0	1	0	17
Virginia	2/4/23	*	29	6-10	.600	2-3	.667	0-0	.000	0	4	4	2	4	1	3	0	14
Boston College	2/8/23	*	31	12-21	.571	4-10	.400	5-8	.625	2	1	3	3	4	0	2	1	33
at Notre Dame	2/11/23																	
at Georgia Tech	2/15/23																	
Pitt	2/18/23																	
Miami	2/21/23																	
at Duke	2/25/23																	
at Louisville	2/28/23																	
Florida State	3/4/23																	

## PRODUCTION TRACKER

	This Season	Career
Scored 10+ Points	19	77
Scored 20+ Points	6	29
Led Tech in Scoring	9	9
Had 10+ Rebounds	3	22
Led Tech in Rebounding	7	7
Had a Double-Double	3	19
Shot over 50% from the floor	11	69
Made 3+ 3FGs	6	11
Shot 5+ Free Throws	3	30



# 25 JUSTYN MUTTS

**SENIOR** Forward | 6-7 | 220 | Human Development (2nd undergrad degree)  
Millville, New Jersey | Delaware



## SEASON/CAREER BESTS

### POINTS

Season 27 vs. UNC (12/4/22)  
Career 30 at Hofstra (1/23/20)

### REBOUNDS

Season 12 (2x), last vs. Syracuse (1/28/23)  
Career 16 vs. UMEs (11/29/19)

### ASSISTS

Season 9 at Syracuse (1/11/23)  
Career 11 vs. Syracuse (2/12/22)

### BLOCKS

Season 3 (2x), last at Wake (12/31/22)  
Career 4 (4x), last at Miami (2/26/22)

### STEALS

Season 6 vs. Oklahoma State (12/11/22)  
Career 6 vs. Oklahoma State (12/11/22)

### MINUTES

Season 41 at Boston College (12/21/22)  
Career 41 at Boston College (12/21/22)

### FIELD GOALS MADE

Season 12 vs. UNC (12/4/22)  
Career 14 at Hofstra (1/23/20)

### FIELD GOALS ATTEMPTED

Season 17 at Boston College (12/21/22)  
Career 17 (2x), last at BC (12/21/22)

### 3-PT. FIELD GOALS MADE

Season 2 (3x), last at Wake (12/31/22)  
Career 3 (2x), last vs. North Carolina (3/11/21)

### 3-PT. FIELD GOALS ATTEMPTED

Season 3 (4x), last vs. Clemson (1/4/23)  
Career 5 (3x), last vs. North Carolina (3/11/21)

### FREE THROWS MADE

Season 6 vs. Boston College (2/8/23)  
Career 8 vs. UMEs (11/29/19)

### FREE THROWS ATTEMPTED

Season 9 vs. Boston College (2/8/23)  
Career 8 (3x), last vs. Columbia (12/2/19)

## CAREER STATS

	GP-GS	MIN	AVG	FG-FGA	FG%	3FG-FGA	3FG%	FT-FTA	FT%	OFF-DEF-TOT	AVG	PF-FO	AST	TO	BLK	STL	PTS	AVG
2017-18	28-18	568	20.3	71-132	.538	0-1	.000	26-47	.553	38-74-112	4.0	86-2	39	42	32	30	168	6.0
2019-20	33-32	1046	31.7	162-301	.538	2-18	.111	75-102	.735	66-210-276	8.4	110-7	72	82	34	44	401	12.2
2020-21	22-21	651	29.6	83-162	.512	15-45	.333	27-53	.509	37-104-141	6.4	62-2	49	51	17	13	208	9.5
2021-22	36-36	1075	29.9	146-272	.537	16-48	.333	56-83	.675	83-181-264	7.3	96-0	123	97	34	43	364	10.1
2022-23	23-23	770	33.5	123-215	.572	10-27	.370	43-66	.652	36-129-165	7.2	59-0	104	66	17	38	299	13.0
<b>TOTAL</b>	<b>142-130</b>	<b>4110</b>	<b>28.9</b>	<b>585-1082</b>	<b>.541</b>	<b>43-139</b>	<b>.309</b>	<b>227-351</b>	<b>.647</b>	<b>260-698-958</b>	<b>6.7</b>	<b>413-11</b>	<b>387</b>	<b>338</b>	<b>134</b>	<b>168</b>	<b>1440</b>	<b>10.1</b>

*First name pronounced: JUST-in*

- Preseason All-ACC Second Team.
- 2021-22 Skip Prosser Award winner.
- Started all 36 games he played in last season.
- Reached double-figure scoring 17 times in his second season as a Hokie.
- ACC All-Academic Team member in 2020-21.
- At Delaware, led the Blue Hens in rebounding and was fifth in the CAA in rebounds per game with 8.4 in 2019-20.
- Second on the team in points per game (12.2) and turned in 11 double-doubles - the third most in the CAA.
- Had 19 double-digit scoring outings and 13 double-figure rebounding efforts in 2019-20.
- Sat out the 2018-19 season due to NCAA transfer policy.
- As a freshman at High Point, Big South All-Freshman Team honoree.
- Chose the Hokies over Mississippi State and Houston.
- Earned his master's degree from Virginia Tech's OMALS program in May 2021 and his second graduate degree in educational psychology in May 2022.

## 2022-23 GAME-BY-GAME STATS

OPPONENT	DATE	ST	MIN	FG-FGA	PCT	3FG-FGA	PCT	FT-FTA	PCT	OFF	DEF	TOT	PF	A	T/O	BLK	STL	PTS	
Delaware State	11/7/22																		DNP
Lehigh	11/10/22	*	31	6-7	.857	1-1	1.000	3-7	.429	1	10	11	1	5	0	1	2	16	
William & Mary	11/13/22	*	24	1-2	.500	0-0	.000	0-0	.000	1	3	4	4	6	4	1	1	2	
vs. Old Dominion	11/17/22	*	36	4-7	.571	1-2	.500	2-2	1.000	1	9	10	1	2	3	1	1	11	
vs. Penn State	11/18/22	*	38	5-12	.417	0-1	.000	0-2	.000	2	10	12	2	5	4	0	1	10	
at College of Charleston	11/20/22	*	39	8-11	.727	0-1	.000	0-0	.000	2	7	9	0	2	1	0	2	16	
Charleston Southern	11/25/22	*	36	6-11	.545	0-2	.000	5-7	.714	3	6	9	3	5	1	1	1	17	
Minnesota	11/28/22	*	24	7-13	.538	0-0	.000	2-4	.500	3	6	9	3	2	5	3	2	16	
North Carolina	12/4/22	*	38	12-16	.750	1-1	1.000	2-2	1.000	2	9	11	2	4	5	0	1	27	
Dayton	12/7/22	*	22	0-0	.000	0-0	.000	2-2	1.000	0	5	5	2	1	0	0	0	2	
vs. Oklahoma State	12/11/22	*	26	5-8	.625	2-3	.667	1-2	.500	1	3	4	4	4	4	0	6	13	
Grambling State	12/17/22	*	23	4-7	.571	2-3	.667	1-3	.333	0	3	3	3	2	2	0	2	11	
at Boston College	12/21/22	*	41	9-17	.529	0-1	.000	0-0	.000	2	6	8	2	3	5	2	2	18	
at Wake Forest	12/31/22	*	39	8-12	.667	2-3	.667	0-0	.000	1	10	11	4	5	5	3	0	18	
Clemson	1/4/23	*	35	3-12	.250	1-3	.333	4-4	1.000	3	6	9	3	4	3	0	1	11	
NC State	1/7/23	*	38	3-5	.600	0-1	.000	3-5	.600	3	5	8	4	3	5	2	4	9	
at Syracuse	1/11/23	*	38	9-15	.600	0-0	.000	3-3	1.000	1	3	4	4	9	4	0	2	21	
at Virginia	1/18/23	*	39	5-11	.455	0-2	.000	0-0	.000	2	4	6	1	7	1	0	0	10	
at Clemson	1/21/23	*	34	3-6	.500	0-1	.000	2-2	1.000	1	4	5	3	7	4	0	2	8	
Duke	1/23/23	*	30	4-6	.667	0-0	.000	1-5	.200	1	1	2	4	6	2	0	1	9	
Syracuse	1/28/23	*	37	5-7	.714	0-0	.000	1-2	.500	2	10	12	2	8	4	0	1	11	
at Miami	1/31/23	*	28	4-7	.571	0-0	.000	2-2	1.000	0	3	3	3	2	2	2	3	10	
Virginia	2/4/23	*	39	7-11	.636	0-1	.000	3-3	1.000	2	2	4	2	8	2	0	2	17	
Boston College	2/8/23	*	35	5-12	.417	0-1	.000	6-9	.667	2	4	6	2	4	0	1	1	16	
at Notre Dame	2/11/23																		
at Georgia Tech	2/15/23																		
Pitt	2/18/23																		
Miami	2/21/23																		
at Duke	2/25/23																		
at Louisville	2/28/23																		
Florida State	3/4/23																		

## PRODUCTION TRACKER

	This Season	Career
Scored 10+ Points	18	68
Scored 20+ Points	2	11
Led Tech in Scoring	4	10
Had 10+ Rebounds	6	30
Led Tech in Rebounding	15	40
Had a Double-Double	6	22
Shot over 50% from the floor	18	91
Made 3+ 3FGs	-	2
Shot 5+ Free Throws	5	26



# 33 MICHAEL WARD

**FRESHMAN** Guard | 6-2 | 175 | Business  
Bethesda, Maryland | Walt Whitman



- Recruited as a preferred walk-on.
- Averaged 15.1 points, 5.7 rebounds, 1.9 assists, and 1.4 steals per game for Whitman in 2021-22.
- Shot 38% from 3-point range (57-149) and helped lead the Vikings to a 13-9 overall record and a berth in the 4A West Regional semifinals.
- Named First-Team 4A South Division and to the Montgomery County 4A South All-Division Team.

## SEASON/CAREER BESTS

### POINTS

Season -  
Career -

### REBOUNDS

Season -  
Career -

### ASSISTS

Season -  
Career -

### BLOCKS

Season -  
Career -

### STEALS

Season -  
Career -

### MINUTES

Season 2 vs. Dayton (12/7/22)  
Career 2 vs. Dayton (12/7/22)

### FIELD GOALS MADE

Season -  
Career -

### FIELD GOALS ATTEMPTED

Season -  
Career -

### 3-PT. FIELD GOALS MADE

Season -  
Career -

### 3-PT. FIELD GOALS ATTEMPTED

Season -  
Career -

### FREE THROWS MADE

Season -  
Career -

### FREE THROWS ATTEMPTED

Season -  
Career -

## 2022-23 GAME-BY-GAME STATS

OPPONENT	DATE	ST	MIN	FG-FGA	PCT	3FG-FGA	PCT	FT-FTA	PCT	OFF	DEF	TOT	PF	A	T/O	BLK	STL	PTS
Delaware State	11/7/22		1	0-0	.000	0-0	.000	0-0	.000	0	0	0	0	0	0	0	0	0
Lehigh	11/10/22								DNP									
William & Mary	11/13/22	1		0-0	.000	0-0	.000	0-0	.000	0	0	0	0	0	0	0	0	0
vs. Old Dominion	11/17/22								DNP									
vs. Penn State	11/18/22								DNP									
at College of Charleston	11/20/22								DNP									
Charleston Southern	11/25/22								DNP									
Minnesota	11/28/22								DNP									
North Carolina	12/4/22								DNP									
Dayton	12/7/22	2		0-0	.000	0-0	.000	0-0	.000	0	0	0	0	0	0	0	0	0
vs. Oklahoma State	12/11/22								DNP									
Grambling State	12/17/22	1		0-0	.000	0-0	.000	0-0	.000	0	0	0	0	0	1	0	0	0
at Boston College	12/21/22								DNP									
at Wake Forest	12/31/22								DNP									
Clemson	1/4/23								DNP									
NC State	1/7/23								DNP									
at Syracuse	1/11/23								DNP									
at Virginia	1/18/23								DNP									
at Clemson	1/21/23								DNP									
Duke	1/23/23								DNP									
Syracuse	1/28/23								DNP									
at Miami	1/31/23								DNP									
Virginia	2/4/23								DNP									
Boston College	2/8/23								DNP									
at Notre Dame	2/11/23								DNP									
at Georgia Tech	2/15/23								DNP									
Pitt	2/18/23								DNP									
Miami	2/21/23								DNP									
at Duke	2/25/23								DNP									
at Louisville	2/28/23								DNP									
Florida State	3/4/23								DNP									

## PRODUCTION TRACKER

	This Season
Scored 5+ Points	-
Scored 10+ Points	-
Made Multiple 3FGs	-
Made 3+ 3FGs	-
Led Tech in 3FGM	-
Shot over 40% from 3	-
Played 5+ Minutes	-
Had Multiple Assists	-
Had Multiple Steals	-



## CAREER STATS

	GP-GS	MIN	AVG	FG-FGA	FG%	3FG-FGA	3FG%	FT-FTA	FT%	OFF-DEF-TOT	AVG	PF-FO	AST	TO	BLK	STL	PTS	AVG
2022-23	4-0	5	1.3	0-0	.000	0-0	.000	0-0	.000	0-0-0	0.0	0-0	0	1	0	0	0	0.0
<b>TOTAL</b>	<b>4-0</b>	<b>5</b>	<b>1.3</b>	<b>0-0</b>	<b>.000</b>	<b>0-0</b>	<b>.000</b>	<b>0-0</b>	<b>.000</b>	<b>0-0-0</b>	<b>0.0</b>	<b>0-0</b>	<b>0</b>	<b>1</b>	<b>0</b>	<b>0</b>	<b>0</b>	<b>0.0</b>

# 34 MYLYJAE POTEA

**JUNIOR** Forward | 6-9 | 265 | Sociology  
Reidsville, North Carolina | Rice



## SEASON/CAREER BESTS

### POINTS

Season 9 (2x), last at Wake (12/31/22)  
Career 18 vs. UAB (1/8/22)

### REBOUNDS

Season 6 vs. Oklahoma State (12/11/22)  
Career 11 vs. Ohio (3/19/22)

### ASSISTS

Season 1 (6x), last at Virginia (1/18/23)  
Career 3 vs. Jarvis Christian (2/8/22)

### BLOCKS

Season 1 (4x), last vs. Clemson (1/4/23)  
Career 1 (15x), last vs. Clemson (1/4/23)

### STEALS

Season 1 (4x), last vs. Clemson (1/4/23)  
Career 2 at Western Kentucky (2/13/21)

### MINUTES

Season 25 vs. Clemson (1/4/23)  
Career 25 vs. Clemson (1/4/23)

### FIELD GOALS MADE

Season 4 (2x), last at Wake (12/31/22)  
Career 7 at Western Kentucky (1/13/22)

### FIELD GOALS ATTEMPTED

Season 6 vs. Lehigh (11/10/22)  
Career 10 at Western Kentucky (1/13/22)

### 3-PT. FIELD GOALS MADE

Season -  
Career -

### 3-PT. FIELD GOALS ATTEMPTED

Season -  
Career 1 at UAB (1/23/21)

### FREE THROWS MADE

Season 6 vs. Oklahoma State (12/11/22)  
Career 9 at Louisiana Tech (1/27/22)

### FREE THROWS ATTEMPTED

Season 7 (2x), last vs. Clemson (1/4/23)  
Career 10 at Louisiana Tech (1/27/22)

## CAREER STATS

	GP-GS	MIN	AVG	FG-FGA	FG%	3FG-FGA	3FG%	FT-FTA	FT%	OFF-DEF-TOT	AVG	PF-FO	AST	TO	BLK	STL	PTS	AVG
2020-21	13-0	131	10.1	19-29	.655	0-1	.000	20-25	.800	11-24-35	2.7	25-0	6	15	4	3	58	4.5
2021-22	33-3	456	13.8	93-150	.620	0-0	.000	67-99	.677	58-79-137	4.2	67-1	12	40	8	4	253	7.7
2022-23	24-0	209	8.7	28-40	.700	0-0	.000	30-40	.750	17-24-41	1.7	38-0	6	14	4	4	86	3.6
<b>TOTAL</b>	<b>70-3</b>	<b>770</b>	<b>11.0</b>	<b>140-219</b>	<b>.639</b>	<b>0-1</b>	<b>.000</b>	<b>117-164</b>	<b>.713</b>	<b>86-127-213</b>	<b>3.0</b>	<b>130-1</b>	<b>24</b>	<b>69</b>	<b>16</b>	<b>11</b>	<b>397</b>	<b>5.7</b>

- Has drawn high praise from Coach Young since arriving in Blacksburg – credits his footwork and hands. *Name pronounced: muh-LIE-juhl POH-teet*
- Tallied 311 career points and 172 career rebounds.
- Averaged 6.8 points and 3.7 rebounds per game for his career as an Owl.
- Recorded a pair of double-doubles in 2021-22.
- Connected on 70.2% (87-124) of his attempts from the floor in two seasons at Rice.
- One of five players to play all 33 games for the Owls in 2021-22.
- His 62.0 field-goal percentage was the seventh-highest in a season in program history in 2021-22.
- Reached double-figure scoring 14 times in 2021-22, leading the Owls in scoring and rebounding five times.

## 2022-23 GAME-BY-GAME STATS

OPPONENT	DATE	ST	MIN	FG-FGA	PCT	3FG-FGA	PCT	FT-FTA	PCT	OFF	DEF	TOT	PF	A	T/O	BLK	STL	PTS
Delaware State	11/7/22		17	2-3	.667	0-0	.000	5-7	.714	3	1	4	3	1	1	1	1	9
Lehigh	11/10/22		12	3-6	.500	0-0	.000	0-0	.000	2	1	3	0	0	1	1	0	6
William & Mary	11/13/22		13	3-4	.750	0-0	.000	0-0	.000	2	2	4	1	1	0	0	0	6
vs. Old Dominion	11/17/22		6	0-0	.000	0-0	.000	2-2	1.000	1	1	2	3	0	0	0	1	2
vs. Penn State	11/18/22		8	2-5	.400	0-0	.000	2-2	1.000	0	1	1	1	0	1	1	0	6
at College of Charleston	11/20/22		8	0-0	.000	0-0	.000	0-0	.000	0	0	0	3	0	0	0	0	0
Charleston Southern	11/25/22		5	0-0	.000	0-0	.000	0-0	.000	0	1	1	0	0	0	0	0	0
Minnesota	11/28/22		11	4-5	.800	0-0	.000	0-0	.000	1	0	1	4	0	1	0	0	8
North Carolina	12/4/22		4	0-0	.000	0-0	.000	0-0	.000	0	1	1	2	0	0	0	0	0
Dayton	12/7/22		12	1-1	1.000	0-0	.000	2-2	1.000	0	1	1	2	0	1	0	0	4
vs. Oklahoma State	12/11/22		15	1-2	.500	0-0	.000	6-6	1.000	2	4	6	3	1	0	0	0	8
Grambling State	12/17/22		11	2-3	.667	0-0	.000	0-0	.000	1	2	3	0	0	3	0	1	4
at Boston College	12/21/22		9	0-1	.000	0-0	.000	1-2	.500	2	1	3	0	1	0	0	0	1
at Wake Forest	12/31/22		18	4-4	1.000	0-0	.000	1-1	1.000	2	3	5	3	0	1	0	0	9
Clemson	1/4/23		25	2-2	1.000	0-0	.000	4-7	.571	1	3	4	2	1	1	1	1	8
NC State	1/7/23		6	0-0	.000	0-0	.000	1-2	.500	0	0	0	2	0	0	0	0	1
at Syracuse	1/11/23		2	0-0	.000	0-0	.000	0-0	.000	0	0	0	3	0	1	0	0	0
at Virginia	1/18/23		2	0-0	.000	0-0	.000	0-0	.000	0	0	0	0	1	0	0	0	0
at Clemson	1/21/23		4	0-0	.000	0-0	.000	0-0	.000	0	0	0	1	0	1	0	0	0
Duke	1/23/23		6	1-1	1.000	0-0	.000	2-2	1.000	0	1	1	3	0	2	0	0	4
Syracuse	1/28/23		4	1-1	1.000	0-0	.000	0-2	.000	0	0	0	1	0	0	0	0	2
at Miami	1/31/23		7	2-2	1.000	0-0	.000	4-5	.800	0	0	0	0	0	0	0	0	8
Virginia	2/4/23		2	0-0	.000	0-0	.000	0-0	.000	0	1	1	0	0	0	0	0	0
Boston College	2/8/23		3	0-0	.000	0-0	.000	0-0	.000	0	0	0	1	0	1	0	0	0
at Notre Dame	2/11/23																	
at Georgia Tech	2/15/23																	
Pitt	2/18/23																	
Miami	2/21/23																	
at Duke	2/25/23																	
at Louisville	2/28/23																	
Florida State	3/4/23																	

## PRODUCTION TRACKER

	This Season	Career
Scored 10+ Points	-	16
Had 10+ Rebounds	-	2
Had Multiple Blocks	-	-
Led Tech in Blocks	1	1
Had Multiple Steals	-	1
Shot over 50% from the floor	12	40
Played 10+ Minutes	9	43
Shot 5+ Free Throws	4	9
Had Multiple Dunks	2	2



# VIRGINIA TECH MEN'S BASKETBALL

## COMBINED TEAM STATS

### Game Records

Record	Overall	Home	Away	Neutral
ALL GAMES	14-10	11-3	0-7	3-0
CONFERENCE	4-9	4-3	0-6	0-0
NON-CONFERENCE	10-1	7-0	0-1	3-0

### Score by Periods

Team	1st	2nd	OT	TOT
Virginia Tech	906	863	6	1775
Opponents	760	863	11	1634

### Team Box Score

No.	Player				Total		3-Point		F-Throw		Rebounds											
		GP-GS	MIN	AVG	FG-FGA	FG%	3FG-3FGA	3FG%	FT-FTA	FT%	OFF	DEF	TOT	AVG	PF	DQ	A	TO	BLK	STL	PTS	AVG
3	PEDULLA, Sean	24-24	850:12	35.4	131-312	.420	47-141	.333	70-82	.854	8	79	87	3.6	68	3	94	51	4	31	379	15.8
21	BASILE, Grant	24-23	659:11	27.5	142-280	.507	46-120	.383	45-65	.692	30	105	135	5.6	54	0	47	38	35	11	375	15.6
25	MUTTS, Justyn	23-23	766:24	33.3	123-215	.572	10-27	.370	43-66	.652	36	129	165	7.2	59	0	104	66	17	38	299	13.0
0	CATTOOR, Hunter	20-20	664:44	33.2	69-162	.426	51-122	.418	26-36	.722	5	75	80	4.0	29	0	45	20	2	16	215	10.8
13	MADDOX, Darius	20-19	590:23	29.5	64-171	.374	20-62	.323	21-24	.875	26	37	63	3.2	35	0	22	12	7	11	169	8.5
15	KIDD, Lynn	24-5	322:20	13.4	59-88	.670	0-0	.000	14-24	.583	25	70	95	4.0	40	0	15	17	12	5	132	5.5
2	COLLINS, MJ	24-6	542:34	22.6	34-93	.366	13-45	.289	10-14	.714	13	50	63	2.6	32	0	26	13	0	6	91	3.8
34	POTEAT, Mylyjael	24-0	214:07	8.9	28-40	.700	0-0	.000	30-40	.750	17	24	41	1.7	38	0	6	14	4	4	86	3.6
1	RICE, Rodney	1-0	29:44	29.7	1-9	.111	0-5	.000	0-0	.000	1	3	4	4.0	3	0	1	2	0	3	2	2.0
11	CAMDEN, John	16-0	154:26	9.7	8-29	.276	5-22	.227	4-7	.571	5	14	19	1.2	13	0	4	1	2	0	25	1.6
14	DAWYOT, Owyn	4-0	05:10	1.3	1-2	.500	0-1	.000	0-0	.000	0	1	1	0.3	1	0	0	0	0	0	2	0.5
10	JOHNSON, Camden	6-0	20:36	3.4	0-1	.000	0-0	.000	0-0	.000	1	2	3	0.5	2	0	4	1	0	0	0	0.0
33	WARD, Michael	4-0	05:10	1.3	0-0	.000	0-0	.000	0-0	.000	0	0	0	0.0	0	0	0	1	0	0	0	0.0
Team											36	32	68				9					
<b>Total</b>		<b>24</b>	<b>4825</b>		<b>660-1402</b>	<b>.471</b>	<b>192-545</b>	<b>.352</b>	<b>263-358</b>	<b>.735</b>	<b>203</b>	<b>621</b>	<b>824</b>	<b>34.3</b>	<b>374</b>	<b>3</b>	<b>368</b>	<b>245</b>	<b>83</b>	<b>125</b>	<b>1775</b>	<b>74.0</b>
<b>Opponents</b>		<b>24</b>	<b>4825</b>		<b>605-1405</b>	<b>.431</b>	<b>166-500</b>	<b>.332</b>	<b>258-362</b>	<b>.713</b>	<b>226</b>	<b>582</b>	<b>808</b>	<b>33.7</b>	<b>373</b>	<b>3</b>	<b>299</b>	<b>273</b>	<b>81</b>	<b>136</b>	<b>1634</b>	<b>68.1</b>

### Team Statistics

	VT	OPP
<b>Scoring</b>	<b>1775</b>	<b>1634</b>
Points per game	74.0	68.1
Scoring margin	+5.9	-
<b>Field goals-att</b>	<b>660-1402</b>	<b>605-1405</b>
Field goal pct	.471	.431
<b>3 point fg-att</b>	<b>192-545</b>	<b>166-500</b>
3-point FG pct	.352	.332
3-pt FG made per game	8.0	6.9
<b>Free throws-att</b>	<b>263-358</b>	<b>258-362</b>
Free throw pct	.735	.713
F-Throws made per game	11.0	10.8
<b>Rebounds</b>	<b>824</b>	<b>808</b>
Rebounds per game	34.3	33.7
Rebounding margin	+0.7	-
<b>Assists</b>	<b>368</b>	<b>299</b>
Assists per game	15.3	12.5
<b>Turnovers</b>	<b>245</b>	<b>273</b>
Turnovers per game	10.2	11.4
Turnover margin	+1.2	-
Assist/turnover ratio	1.5	1.1
<b>Steals</b>	<b>125</b>	<b>136</b>
Steals per game	5.2	5.7
<b>Blocks</b>	<b>83</b>	<b>81</b>
Blocks per game	3.5	3.4
<b>Winning streak</b>	<b>0</b>	<b>-</b>
Home win streak	0	-
<b>Attendance</b>	<b>116549</b>	<b>63747</b>
Home games-Avg/Game	14-8325	7-9107
Neutral site-Avg/Game	-	3-1395

### Team Results

Date	Opponent		Score	Att.
11/07/2022	Delaware St.	W	95-57	7899
11/10/2022	Lehigh	W	78-52	7541
11/13/2022	William & Mary	W	94-77	7936
11/17/2022	vs Old Dominion	W	75-71	2155
11/18/2022	vs Penn St.	W	61-59	2030
11/20/2022	at Col. of Charleston	L	75-77	5405
11/25/2022	Charleston So.	W	69-64	8925
11/28/2022	Minnesota	W	67-57	7870
12/04/2022	North Carolina	W	80-72	8925
12/07/2022	Dayton	W	77-49	7702
12/11/2022	vs Oklahoma St.	W	70-65	0
12/17/2022	Grambling	W	74-48	7587
12/21/2022	at Boston College	Lot	65-70	4012
12/31/2022	at Wake Forest	L	75-77	8709
01/04/2023	Clemson	L	65-68	7539
01/07/2023	NC State	L	69-73	8925
01/11/2023	at Syracuse	L	72-82	16158
01/18/2023	at Virginia	L	68-78	14629
01/21/2023	at Clemson	L	50-51	9000
01/23/2023	Duke	W	78-75	8925
01/28/2023	Syracuse	W	85-70	8925
01/31/2023	at Miami (FL)	L	83-92	5834
02/04/2023	Virginia	W	74-68	8925
02/08/2023	Boston College	L	76-82	8925

# VIRGINIA TECH MEN'S BASKETBALL

## COMBINED TEAM STATS (ACC-ONLY)

### Game Records

Record	Overall	Home	Away	Neutral
ALL GAMES	4-9	4-3	0-6	0-0
CONFERENCE	4-9	4-3	0-6	0-0
NON-CONFERENCE	0-0	0-0	0-0	0-0

### Score by Periods

Team	1st	2nd	OT	TOT
Virginia Tech	458	476	6	940
Opponents	449	498	11	958

### Team Box Score

No.	Player	Total			3-Point			F-Throw		Rebounds				Other Stats								
		GP-GS	MIN	AVG	FG-FGA	FG%	3FG-3FGA	3FG%	FT-FTA	FT%	OFF	DEF	TOT	AVG	PF	DQ	A	TO	BLK	STL	PTS	AVG
21	BASILE, Grant	13-13	369:19	28.4	85-170	.500	21-60	.350	28-41	.683	19	53	72	5.5	37	0	26	18	12	7	219	16.8
3	PEDULLA, Sean	13-13	476:43	36.7	58-165	.352	24-83	.289	46-50	.920	4	45	49	3.8	47	2	50	35	2	19	186	14.3
25	MUTTS, Justyn	13-13	468:28	36.0	77-137	.562	4-14	.286	27-37	.730	22	67	89	6.8	36	0	70	42	10	20	185	14.2
0	CATTOOR, Hunter	9-9	316:50	35.2	35-78	.449	28-62	.452	10-14	.714	2	33	35	3.9	14	0	27	13	0	6	108	12.0
13	MADDOX, Darius	9-8	256:51	28.5	21-68	.309	10-27	.370	8-9	.889	10	18	28	3.1	19	0	10	4	4	6	60	6.7
15	KIDD, Lynn	13-3	180:39	13.9	34-49	.694	0-0	.000	7-14	.500	12	47	59	4.5	23	0	6	9	7	3	75	5.8
2	COLLINS, MJ	13-6	325:07	25.0	20-50	.400	10-24	.417	5-8	.625	11	32	43	3.3	19	0	10	9	0	3	55	4.2
34	POTEAT, Mylyjael	13-0	93:14	7.2	10-11	.909	0-0	.000	13-21	.619	5	10	15	1.2	18	0	3	7	1	1	33	2.5
1	RICE, Rodney	1-0	29:44	29.7	1-9	.111	0-5	.000	0-0	.000	1	3	4	4.0	3	0	1	2	0	3	2	2.0
11	CAMDEN, John	9-0	108:06	12.0	5-19	.263	3-13	.231	4-7	.571	4	9	13	1.4	6	0	4	0	2	0	17	1.9
Team											18	12	30					7				
<b>Total</b>		<b>13</b>	<b>2625</b>		<b>346-756</b>	<b>.458</b>	<b>100-288</b>	<b>.347</b>	<b>148-201</b>	<b>.736</b>	<b>108</b>	<b>329</b>	<b>437</b>	<b>33.6</b>	<b>222</b>	<b>2</b>	<b>207</b>	<b>146</b>	<b>38</b>	<b>68</b>	<b>940</b>	<b>72.3</b>
<b>Opponents</b>		<b>13</b>	<b>2625</b>		<b>340-749</b>	<b>.454</b>	<b>92-267</b>	<b>.345</b>	<b>186-247</b>	<b>.753</b>	<b>111</b>	<b>325</b>	<b>436</b>	<b>33.5</b>	<b>204</b>	<b>2</b>	<b>176</b>	<b>136</b>	<b>48</b>	<b>82</b>	<b>958</b>	<b>73.7</b>

### Team Statistics

	VT	OPP
<b>Scoring</b>	<b>940</b>	<b>958</b>
Points per game	72.3	73.7
Scoring margin	-1.4	-
<b>Field goals-att</b>	<b>346-756</b>	<b>340-749</b>
Field goal pct	.458	.454
<b>3 point fg-att</b>	<b>100-288</b>	<b>92-267</b>
3-point FG pct	.347	.345
3-pt FG made per game	7.7	7.1
<b>Free throws-att</b>	<b>148-201</b>	<b>186-247</b>
Free throw pct	.736	.753
F-Throws made per game	11.4	14.3
<b>Rebounds</b>	<b>437</b>	<b>436</b>
Rebounds per game	33.6	33.5
Rebounding margin	+0.1	-
<b>Assists</b>	<b>207</b>	<b>176</b>
Assists per game	15.9	13.5
<b>Turnovers</b>	<b>146</b>	<b>136</b>
Turnovers per game	11.2	10.5
Turnover margin	-0.8	-
Assist/turnover ratio	1.4	1.3
<b>Steals</b>	<b>68</b>	<b>82</b>
Steals per game	5.2	6.3
<b>Blocks</b>	<b>38</b>	<b>48</b>
Blocks per game	2.9	3.7
<b>Winning streak</b>	<b>0</b>	<b>-</b>
Home win streak	0	-
<b>Attendance</b>	<b>61089</b>	<b>58342</b>
Home games-Avg/Game	7-8727	6-9724
Neutral site-Avg/Game	-	0-0

### Team Results

Date	Opponent	Score	Att.
12/04/2022	North Carolina	W 80-72	8925
12/21/2022	at Boston College	Lot 65-70	4012
12/31/2022	at Wake Forest	L 75-77	8709
01/04/2023	Clemson	L 65-68	7539
01/07/2023	NC State	L 69-73	8925
01/11/2023	at Syracuse	L 72-82	16158
01/18/2023	at Virginia	L 68-78	14629
01/21/2023	at Clemson	L 50-51	9000
01/23/2023	Duke	W 78-75	8925
01/28/2023	Syracuse	W 85-70	8925
01/31/2023	at Miami (FL)	L 83-92	5834
02/04/2023	Virginia	W 74-68	8925
02/08/2023	Boston College	L 76-82	8925

# VIRGINIA TECH MEN'S BASKETBALL

## TEAM GAME-BY-GAME

Opponent	Date	Score	W	Total		3-Pointers		Free throws		Rebounds										
				FG-FGA	PCT	3FG-3FGA	PCT	FT-FTA	PCT	OFF	DEF	TOT	AVG	PF	A	TO	BLK	STL	PTS	AVG
Delaware St.	11/07/2022	95-57	W	33-60	.550	14-28	.500	15-20	.750	11	31	42	42.0	10	18	10	4	5	95	95.0
Lehigh	11/10/2022	78-52	W	31-58	.534	5-18	.278	11-16	.688	5	31	36	39.0	7	15	5	4	3	78	86.5
William & Mary	11/13/2022	94-77	W	33-59	.559	16-32	.500	12-12	1.000	9	19	28	35.3	18	19	7	5	4	94	89.0
vs Old Dominion	11/17/2022	75-71	W	25-56	.446	10-23	.435	15-21	.714	6	26	32	34.5	15	13	6	3	2	75	85.5
vs Penn St.	11/18/2022	61-59	W	26-58	.448	3-19	.158	6-9	.667	8	26	34	34.4	12	14	9	4	9	61	80.6
at Col. of Charleston	11/20/2022	75-77	L	33-66	.500	6-27	.222	3-5	.600	8	25	33	34.2	15	12	13	1	7	75	79.7
Charleston So.	11/25/2022	69-64	W	26-61	.426	6-21	.286	11-15	.733	14	23	37	34.6	11	14	7	4	1	69	78.1
Minnesota	11/28/2022	67-57	W	28-57	.491	5-14	.357	6-8	.750	11	31	42	35.5	17	12	14	8	2	67	76.8
North Carolina	12/04/2022	80-72	W	31-61	.508	7-19	.368	11-15	.733	10	29	39	35.9	21	16	10	0	4	80	77.1
Dayton	12/07/2022	77-49	W	31-63	.492	9-28	.321	6-7	.857	5	30	35	35.8	18	13	5	6	5	77	77.1
vs Oklahoma St.	12/11/2022	70-65	W	22-57	.386	7-20	.350	19-24	.792	11	26	37	35.9	18	12	10	3	11	70	76.5
Grambling	12/17/2022	74-48	W	26-51	.510	11-27	.407	11-20	.550	7	24	31	35.5	11	19	13	3	8	74	76.3
at Boston College	12/21/2022	65-70	Lot	27-66	.409	5-20	.250	6-9	.667	16	29	45	36.2	14	12	15	3	4	65	75.4
at Wake Forest	12/31/2022	75-77	L	27-59	.458	6-21	.286	15-19	.789	9	30	39	36.4	24	14	13	4	5	75	75.4
Clemson	01/04/2023	65-68	L	21-67	.313	9-24	.375	14-17	.824	12	30	42	36.8	17	12	11	3	4	65	74.7
NC State	01/07/2023	69-73	L	24-53	.453	5-18	.278	16-21	.762	6	23	29	36.3	21	12	11	4	5	69	74.3
at Syracuse	01/11/2023	72-82	L	29-67	.433	3-19	.158	11-14	.786	12	24	36	36.3	20	19	11	3	8	72	74.2
at Virginia	01/18/2023	68-78	L	27-55	.491	12-27	.444	2-2	1.000	5	22	27	35.8	13	19	8	4	3	68	73.8
at Clemson	01/21/2023	50-51	L	18-53	.340	6-22	.273	8-12	.667	7	27	34	35.7	15	13	14	2	9	50	72.6
Duke	01/23/2023	78-75	W	28-49	.571	10-19	.526	12-19	.632	5	22	27	35.3	16	16	11	2	5	78	72.9
Syracuse	01/28/2023	85-70	W	32-60	.533	13-32	.406	8-15	.533	12	25	37	35.3	17	26	15	2	7	85	73.4
at Miami (FL)	01/31/2023	83-92	L	29-51	.569	7-17	.412	18-20	.900	2	19	21	34.7	15	14	14	3	7	83	73.9
Virginia	02/04/2023	74-68	W	27-53	.509	7-18	.389	13-17	.765	3	28	31	34.5	12	19	8	3	4	74	73.9
Boston College	02/08/2023	76-82	L	26-62	.419	10-32	.313	14-21	.667	9	21	30	34.3	17	15	5	5	3	76	74.0
<b>Total</b>		<b>1775</b>		<b>660-1402</b>	<b>.471</b>	<b>192-545</b>	<b>.352</b>	<b>263-358</b>	<b>.735</b>	<b>203</b>	<b>621</b>	<b>824</b>	<b>34.3</b>	<b>374</b>	<b>368</b>	<b>245</b>	<b>83</b>	<b>125</b>	<b>1775</b>	<b>74.0</b>
Opponents		1634		605-1405	.431	166-500	.332	258-362	.713	226	582	808	33.7	373	299	273	81	136	1634	68.1

### Virginia Tech Averages

Games Played	Points/game	FG Pct	3FG Pct	FT Pct	Rebounds/game	Assists/game	Turnovers/game	Assist/Turnover ratio	Steals/game	Blocks/game
24	74.0	47.1	35.2	73.5	34.3	15.3	10.2	1.5	5.2	3.5



# VIRGINIA TECH MEN'S BASKETBALL

## OPPONENTS GAME-BY-GAME

Opponent	Date	Score	W	Total		3-Pointers		Free throws		Rebounds				PF	A	TO	BLK	STL	PTS	AVG
				FG-FGA	PCT	3FG-3FGA	PCT	FT-FTA	PCT	OFF	DEF	TOT	AVG							
Delaware St.	11/07/2022	95-57	W	24-62	.387	4-16	.250	5-7	.714	7	17	24	24.0	18	9	12	2	5	57	57.0
Lehigh	11/10/2022	78-52	W	23-63	.365	5-21	.238	1-2	.500	9	23	32	28.0	17	12	11	1	4	52	54.5
William & Mary	11/13/2022	94-77	W	29-58	.500	11-22	.500	8-12	.667	10	17	27	27.7	15	12	12	2	3	77	62.0
vs Old Dominion	11/17/2022	75-71	W	29-71	.408	6-19	.316	7-12	.583	18	28	46	32.3	16	10	7	6	4	71	64.3
vs Penn St.	11/18/2022	61-59	W	23-56	.411	11-30	.367	2-4	.500	8	26	34	32.6	12	15	14	0	6	59	63.2
at Col. of Charleston	11/20/2022	75-77	L	30-59	.508	8-23	.348	9-12	.750	6	27	33	32.7	14	11	14	3	9	77	65.5
Charleston So.	11/25/2022	69-64	W	26-60	.433	8-22	.364	4-8	.500	14	24	38	33.4	14	12	10	2	2	64	65.3
Minnesota	11/28/2022	67-57	W	22-60	.367	6-23	.261	7-14	.500	8	19	27	32.6	14	11	9	6	7	57	64.3
North Carolina	12/04/2022	80-72	W	24-51	.471	3-17	.176	21-27	.778	4	21	25	31.8	17	6	10	5	5	72	65.1
Dayton	12/07/2022	77-49	W	18-60	.300	3-15	.200	10-17	.588	15	27	42	32.8	11	7	12	3	1	49	63.5
vs Oklahoma St.	12/11/2022	70-65	W	22-55	.400	7-24	.292	14-19	.737	11	27	38	33.3	21	14	17	7	6	65	63.6
Grambling	12/17/2022	74-48	W	19-52	.365	5-18	.278	5-8	.625	9	22	31	33.1	17	10	19	1	7	48	62.3
at Boston College	12/21/2022	65-70	Lot	29-72	.403	3-19	.158	9-12	.750	17	23	40	33.6	14	12	9	3	7	70	62.9
at Wake Forest	12/31/2022	75-77	L	23-63	.365	11-28	.393	20-26	.769	14	24	38	33.9	16	12	7	2	5	77	63.9
Clemson	01/04/2023	65-68	L	22-53	.415	9-23	.391	15-18	.833	2	34	36	34.1	21	11	14	4	5	68	64.2
NC State	01/07/2023	69-73	L	24-58	.414	5-21	.238	20-25	.800	12	26	38	34.3	18	7	11	3	7	73	64.8
at Syracuse	01/11/2023	72-82	L	30-59	.508	8-16	.500	14-22	.636	9	28	37	34.5	16	15	12	6	7	82	65.8
at Virginia	01/18/2023	68-78	L	29-57	.509	8-23	.348	12-13	.923	7	23	30	34.2	9	19	5	5	7	78	66.4
at Clemson	01/21/2023	50-51	L	18-47	.383	3-18	.167	12-15	.800	4	31	35	34.3	14	8	17	4	10	51	65.6
Duke	01/23/2023	78-75	W	29-60	.483	9-23	.391	8-12	.667	9	21	30	34.1	17	17	7	3	4	75	66.1
Syracuse	01/28/2023	85-70	W	23-49	.469	7-18	.389	17-24	.708	6	20	26	33.7	16	13	15	3	8	70	66.3
at Miami (FL)	01/31/2023	83-92	L	35-60	.583	8-19	.421	14-17	.824	7	20	27	33.4	16	18	11	3	10	92	67.5
Virginia	02/04/2023	74-68	W	25-61	.410	6-18	.333	12-18	.667	10	24	34	33.4	14	14	7	4	6	68	67.5
Boston College	02/08/2023	76-82	L	29-59	.492	12-24	.500	12-18	.667	10	30	40	33.7	16	24	11	3	1	82	68.1
<b>Total</b>		<b>1634</b>		<b>605-1405</b>	<b>.431</b>	<b>166-500</b>	<b>.332</b>	<b>258-362</b>	<b>.713</b>	<b>226</b>	<b>582</b>	<b>808</b>	<b>33.7</b>	<b>373</b>	<b>299</b>	<b>273</b>	<b>81</b>	<b>136</b>	<b>1634</b>	<b>68.1</b>
Virginia Tech		1775		660-1402	.471	192-545	.352	263-358	.735	203	621	824	34.3	374	368	245	83	125	1775	74.0

### Opponents Averages

Games Played	Points/game	FG Pct	3FG Pct	FT Pct	Rebounds/game	Assists/game	Turnovers/game	Assist/Turnover ratio	Steals/game	Blocks/game
24	68.1	43.1	33.2	71.3	33.7	12.5	11.4	1.1	5.7	3.4

TEAM CATEGORY LEADERS

Points

##	Player	G	Pts	Pts/G
3	Pedulla, Sean	24	379	15.8
21	Basile, Grant	24	375	15.6
25	Mutts, Justyn	23	299	13.0
0	Cattoor, Hunter	20	215	10.8
13	Maddox, Darius	20	169	8.5
15	Kidd, Lynn	24	132	5.5
2	Collins, MJ	24	91	3.8
34	Poteat, Mylyjael	24	86	3.6
11	Camden, John	16	25	1.6
1	Rice, Rodney	1	2	2.0
14	Dawyot, Owyn	4	2	0.5

Scoring Average

##	Player	G	Pts	Pts/G
3	Pedulla, Sean	24	379	15.8
21	Basile, Grant	24	375	15.6
25	Mutts, Justyn	23	299	13.0
0	Cattoor, Hunter	20	215	10.8
13	Maddox, Darius	20	169	8.5
15	Kidd, Lynn	24	132	5.5
2	Collins, MJ	24	91	3.8
34	Poteat, Mylyjael	24	86	3.6
1	Rice, Rodney	1	2	2.0
11	Camden, John	16	25	1.6
14	Dawyot, Owyn	4	2	0.5

Field Goal Percentage

##	Player	FG	Att	Pct
34	Poteat, Mylyjael	28	40	.700
15	Kidd, Lynn	59	88	.670
25	Mutts, Justyn	123	215	.572
21	Basile, Grant	142	280	.507
14	Dawyot, Owyn	1	2	.500
0	Cattoor, Hunter	69	162	.426
3	Pedulla, Sean	131	312	.420
13	Maddox, Darius	64	171	.374
2	Collins, MJ	34	93	.366
11	Camden, John	8	29	.276
1	Rice, Rodney	1	9	.111

Field Goal Attempts

##	Player	G	Att	Att/G
3	Pedulla, Sean	24	312	13.0
21	Basile, Grant	24	280	11.7
25	Mutts, Justyn	23	215	9.3
13	Maddox, Darius	20	171	8.6
0	Cattoor, Hunter	20	162	8.1

Field Goals Made

##	Player	G	Made	Made/G
21	Basile, Grant	24	142	5.9
3	Pedulla, Sean	24	131	5.5
25	Mutts, Justyn	23	123	5.3
0	Cattoor, Hunter	20	69	3.5
13	Maddox, Darius	20	64	3.2

3-Point FG Percentage

##	Player	3FG	Att	Pct
0	Cattoor, Hunter	51	122	.418
21	Basile, Grant	46	120	.383
25	Mutts, Justyn	10	27	.370
3	Pedulla, Sean	47	141	.333
13	Maddox, Darius	20	62	.323
2	Collins, MJ	13	45	.289
11	Camden, John	5	22	.227

3-Point FG Attempts

##	Player	G	Att	Att/G
3	Pedulla, Sean	24	141	5.9
0	Cattoor, Hunter	20	122	6.1
21	Basile, Grant	24	120	5.0
13	Maddox, Darius	20	62	3.1
2	Collins, MJ	24	45	1.9

3-Point FG Made

##	Player	G	Made	Made/G
0	Cattoor, Hunter	20	51	2.6
3	Pedulla, Sean	24	47	2.0
21	Basile, Grant	24	46	1.9
13	Maddox, Darius	20	20	1.0
2	Collins, MJ	24	13	0.5

TEAM CATEGORY LEADERS

Free Throw Percentage

##	Player	Made	Att	Pct
13	Maddox, Darius	21	24	.875
3	Pedulla, Sean	70	82	.854
34	Poteat, Mylyjael	30	40	.750
0	Cattoor, Hunter	26	36	.722
2	Collins, MJ	10	14	.714
21	Basile, Grant	45	65	.692
25	Mutts, Justyn	43	66	.652
15	Kidd, Lynn	14	24	.583
11	Camden, John	4	7	.571

Free Throw Attempts

##	Player	G	Att	Att/G
3	Pedulla, Sean	24	82	3.4
25	Mutts, Justyn	23	66	2.9
21	Basile, Grant	24	65	2.7
34	Poteat, Mylyjael	24	40	1.7
0	Cattoor, Hunter	20	36	1.8

Free Throws Made

##	Player	G	Made	Made/G
3	Pedulla, Sean	24	70	2.9
21	Basile, Grant	24	45	1.9
25	Mutts, Justyn	23	43	1.9
34	Poteat, Mylyjael	24	30	1.3
0	Cattoor, Hunter	20	26	1.3

Rebounds

##	Player	G	Reb	Reb/G
25	Mutts, Justyn	23	165	7.2
21	Basile, Grant	24	135	5.6
15	Kidd, Lynn	24	95	4.0
3	Pedulla, Sean	24	87	3.6
0	Cattoor, Hunter	20	80	4.0

Assists

##	Player	G	Ast	Ast/G
25	Mutts, Justyn	23	104	4.5
3	Pedulla, Sean	24	94	3.9
21	Basile, Grant	24	47	2.0
0	Cattoor, Hunter	20	45	2.3
2	Collins, MJ	24	26	1.1

Rebounds Average

##	Player	G	Reb	Reb/G
25	Mutts, Justyn	23	165	7.2
21	Basile, Grant	24	135	5.6
0	Cattoor, Hunter	20	80	4.0
1	Rice, Rodney	1	4	4.0
15	Kidd, Lynn	24	95	4.0

Steals

##	Player	G	Stl	Stl/G
25	Mutts, Justyn	23	38	1.7
3	Pedulla, Sean	24	31	1.3
0	Cattoor, Hunter	20	16	0.8
21	Basile, Grant	24	11	0.5
13	Maddox, Darius	20	11	0.6

Offensive Rebounds

##	Player	G	OReb	OReb/G
25	Mutts, Justyn	23	36	1.6
21	Basile, Grant	24	30	1.3
13	Maddox, Darius	20	26	1.3
15	Kidd, Lynn	24	25	1.0
34	Poteat, Mylyjael	24	17	0.7

Blocked Shots

##	Player	G	Blk	Blk/G
21	Basile, Grant	24	35	1.5
25	Mutts, Justyn	23	17	0.7
15	Kidd, Lynn	24	12	0.5
13	Maddox, Darius	20	7	0.4
3	Pedulla, Sean	24	4	0.2

Defensive Rebounds

##	Player	G	DReb	DReb/G
25	Mutts, Justyn	23	129	5.6
21	Basile, Grant	24	105	4.4
3	Pedulla, Sean	24	79	3.3
0	Cattoor, Hunter	20	75	3.8
15	Kidd, Lynn	24	70	2.9

Minutes

##	Player	G	Min	Min/G
3	Pedulla, Sean	24	850	35:25
25	Mutts, Justyn	23	766	33:19
0	Cattoor, Hunter	20	665	33:14
21	Basile, Grant	24	659	27:28
13	Maddox, Darius	20	590	29:31

TEAM CATEGORY LEADERS

Fouls

##	Player	G	PF	PF/G
3	Pedulla, Sean	24	68	2.8
25	Mutts, Justyn	23	59	2.6
21	Basile, Grant	24	54	2.3
15	Kidd, Lynn	24	40	1.7
34	Poteat, Mylyjael	24	38	1.6

Turnovers

##	Player	G	TO	TO/G
25	Mutts, Justyn	23	66	2.9
3	Pedulla, Sean	24	51	2.1
21	Basile, Grant	24	38	1.6
0	Cattoor, Hunter	20	20	1.0
15	Kidd, Lynn	24	17	0.7

Foul Outs

##	Player	G	FO
3	Pedulla, Sean	24	3

TEAM GAME HIGHS

Virginia Tech - Game Highs

<b>POINTS</b>	95		Delaware St. (11/07/2022)
	94		William & Mary (11/13/2022)
	85		Syracuse (01/28/2023)
	83		at Miami (FL) (01/31/2023)
	80		North Carolina (12/04/2022)
<b>FIELD GOALS MADE</b>	33		at Col. of Charleston (11/20/2022)
	33		William & Mary (11/13/2022)
	33		Delaware St. (11/07/2022)
<b>FIELD GOAL ATTEMPTS</b>	67		at Syracuse (01/11/2023)
	67		Clemson (01/04/2023)
<b>FIELD GOAL PERCENTAGE</b>	.571	(28-49)	Duke (01/23/2023)
	.569	(29-51)	at Miami (FL) (01/31/2023)
<b>3 PT FG MADE</b>	16		William & Mary (11/13/2022)
	14		Delaware St. (11/07/2022)
<b>3 PT FG ATTEMPTS</b>	32		Boston College (02/08/2023)
	32		Syracuse (01/28/2023)
	32		William & Mary (11/13/2022)
<b>3 PT FG PERCENTAGE</b>	.526	(10-19)	Duke (01/23/2023)
	.500	(16-32)	William & Mary (11/13/2022)
	.500	(14-28)	Delaware St. (11/07/2022)
<b>FREE THROWS MADE</b>	19		vs Oklahoma St. (N) (12/11/2022)
	18		at Miami (FL) (01/31/2023)
<b>FREE THROW ATTEMPTS</b>	24		vs Oklahoma St. (N) (12/11/2022)
	21		Boston College (02/08/2023)
	21		NC State (01/07/2023)
	21		vs Old Dominion (N) (11/17/2022)
<b>FREE THROW PERCENTAGE</b>	1.000	(12-12)	William & Mary (11/13/2022)
	1.000	(2-2)	at Virginia (01/18/2023)
<b>REBOUNDS</b>	45		at Boston College (12/21/2022)
	42		Clemson (01/04/2023)
	42		Minnesota (11/28/2022)
	42		Delaware St. (11/07/2022)
<b>ASSISTS</b>	26		Syracuse (01/28/2023)
	19		Virginia (02/04/2023)
	19		at Virginia (01/18/2023)
	19		at Syracuse (01/11/2023)
	19		Grambling (12/17/2022)
	19		William & Mary (11/13/2022)
<b>STEALS</b>	11		vs Oklahoma St. (N) (12/11/2022)
	9		at Clemson (01/21/2023)
	9		vs Penn St. (N) (11/18/2022)
<b>BLOCKED SHOTS</b>	8		Minnesota (11/28/2022)
	6		Dayton (12/07/2022)
<b>TURNOVERS</b>	15		Syracuse (01/28/2023)
	15		at Boston College (12/21/2022)
<b>FOULS</b>	24		at Wake Forest (12/31/2022)
	21		NC State (01/07/2023)
	21		North Carolina (12/04/2022)

OPPONENT GAME HIGHS

Opponent - Game Highs

<b>POINTS</b>	92		at Miami (FL) (01/31/2023)
	82		Boston College (02/08/2023)
	82		at Syracuse (01/11/2023)
	78		at Virginia (01/18/2023)
	77		at Wake Forest (12/31/2022)
	77		at Col. of Charleston (11/20/2022)
	77		William & Mary (11/13/2022)
<b>FIELD GOALS MADE</b>	35		at Miami (FL) (01/31/2023)
	30		at Syracuse (01/11/2023)
	30		at Col. of Charleston (11/20/2022)
<b>FIELD GOAL ATTEMPTS</b>	72		at Boston College (12/21/2022)
	71		vs Old Dominion (N) (11/17/2022)
<b>FIELD GOAL PERCENTAGE</b>	.583	(35-60)	at Miami (FL) (01/31/2023)
	.509	(29-57)	at Virginia (01/18/2023)
<b>3 PT FG MADE</b>	12		Boston College (02/08/2023)
	11		at Wake Forest (12/31/2022)
	11		vs Penn St. (N) (11/18/2022)
	11		William & Mary (11/13/2022)
<b>3 PT FG ATTEMPTS</b>	30		vs Penn St. (N) (11/18/2022)
	28		at Wake Forest (12/31/2022)
<b>3 PT FG PERCENTAGE</b>	.500	(12-24)	Boston College (02/08/2023)
	.500	(11-22)	William & Mary (11/13/2022)
	.500	(8-16)	at Syracuse (01/11/2023)
<b>FREE THROWS MADE</b>	21		North Carolina (12/04/2022)
	20		NC State (01/07/2023)
	20		at Wake Forest (12/31/2022)
<b>FREE THROW ATTEMPTS</b>	27		North Carolina (12/04/2022)
	26		at Wake Forest (12/31/2022)
<b>FREE THROW PERCENTAGE</b>	.923	(12-13)	at Virginia (01/18/2023)
	.833	(15-18)	Clemson (01/04/2023)
<b>REBOUNDS</b>	46		vs Old Dominion (N) (11/17/2022)
	42		Dayton (12/07/2022)
<b>ASSISTS</b>	24		Boston College (02/08/2023)
	19		at Virginia (01/18/2023)
<b>STEALS</b>	10		at Miami (FL) (01/31/2023)
	10		at Clemson (01/21/2023)
<b>BLOCKED SHOTS</b>	7		vs Oklahoma St. (N) (12/11/2022)
	6		at Syracuse (01/11/2023)
	6		Minnesota (11/28/2022)
	6		vs Old Dominion (N) (11/17/2022)
<b>TURNOVERS</b>	19		Grambling (12/17/2022)
	17		at Clemson (01/21/2023)
	17		vs Oklahoma St. (N) (12/11/2022)
<b>FOULS</b>	21		Clemson (01/04/2023)
	21		vs Oklahoma St. (N) (12/11/2022)

TEAM GAME LOWS

Virginia Tech - Game Lows

<b>POINTS</b>	50		at Clemson (01/21/2023)
	61		vs Penn St. (N) (11/18/2022)
	65		Clemson (01/04/2023)
	65		at Boston College (12/21/2022)
	67		Minnesota (11/28/2022)
<b>FIELD GOALS MADE</b>	18		at Clemson (01/21/2023)
	21		Clemson (01/04/2023)
<b>FIELD GOAL ATTEMPTS</b>	49		Duke (01/23/2023)
	51		at Miami (FL) (01/31/2023)
	51		Grambling (12/17/2022)
<b>FIELD GOAL PERCENTAGE</b>	.313	(21-67)	Clemson (01/04/2023)
	.340	(18-53)	at Clemson (01/21/2023)
<b>3 PT FG MADE</b>	3		at Syracuse (01/11/2023)
	3		vs Penn St. (N) (11/18/2022)
<b>3 PT FG ATTEMPTS</b>	14		Minnesota (11/28/2022)
	17		at Miami (FL) (01/31/2023)
<b>3 PT FG PERCENTAGE</b>	.158	(3-19)	at Syracuse (01/11/2023)
	.158	(3-19)	vs Penn St. (N) (11/18/2022)
<b>FREE THROWS MADE</b>	2		at Virginia (01/18/2023)
	3		at Col. of Charleston (11/20/2022)
<b>FREE THROW ATTEMPTS</b>	2		at Virginia (01/18/2023)
	5		at Col. of Charleston (11/20/2022)
<b>FREE THROW PERCENTAGE</b>	.533	(8-15)	Syracuse (01/28/2023)
	.550	(11-20)	Grambling (12/17/2022)
<b>REBOUNDS</b>	21		at Miami (FL) (01/31/2023)
	27		Duke (01/23/2023)
	27		at Virginia (01/18/2023)
<b>ASSISTS</b>	12		NC State (01/07/2023)
	12		Clemson (01/04/2023)
	12		at Boston College (12/21/2022)
	12		vs Oklahoma St. (N) (12/11/2022)
	12		Minnesota (11/28/2022)
	12		at Col. of Charleston (11/20/2022)
<b>STEALS</b>	1		Charleston So. (11/25/2022)
	2		Minnesota (11/28/2022)
	2		vs Old Dominion (N) (11/17/2022)
<b>BLOCKED SHOTS</b>	0		North Carolina (12/04/2022)
	1		at Col. of Charleston (11/20/2022)
<b>TURNOVERS</b>	5		Boston College (02/08/2023)
	5		Dayton (12/07/2022)
	5		Lehigh (11/10/2022)
<b>FOULS</b>	7		Lehigh (11/10/2022)
	10		Delaware St. (11/07/2022)

OPPONENT GAME LOWS

Opponent - Game Lows

<b>POINTS</b>	48		Grambling (12/17/2022)
	49		Dayton (12/07/2022)
	51		at Clemson (01/21/2023)
	52		Lehigh (11/10/2022)
	57		Minnesota (11/28/2022)
	57		Delaware St. (11/07/2022)
<b>FIELD GOALS MADE</b>	18		at Clemson (01/21/2023)
	18		Dayton (12/07/2022)
<b>FIELD GOAL ATTEMPTS</b>	47		at Clemson (01/21/2023)
	49		Syracuse (01/28/2023)
<b>FIELD GOAL PERCENTAGE</b>	.300	(18-60)	Dayton (12/07/2022)
	.365	(23-63)	at Wake Forest (12/31/2022)
	.365	(23-63)	Lehigh (11/10/2022)
	.365	(19-52)	Grambling (12/17/2022)
<b>3 PT FG MADE</b>	3		at Clemson (01/21/2023)
	3		at Boston College (12/21/2022)
	3		Dayton (12/07/2022)
	3		North Carolina (12/04/2022)
<b>3 PT FG ATTEMPTS</b>	15		Dayton (12/07/2022)
	16		at Syracuse (01/11/2023)
	16		Delaware St. (11/07/2022)
<b>3 PT FG PERCENTAGE</b>	.158	(3-19)	at Boston College (12/21/2022)
	.167	(3-18)	at Clemson (01/21/2023)
<b>FREE THROWS MADE</b>	1		Lehigh (11/10/2022)
	2		vs Penn St. (N) (11/18/2022)
<b>FREE THROW ATTEMPTS</b>	2		Lehigh (11/10/2022)
	4		vs Penn St. (N) (11/18/2022)
<b>FREE THROW PERCENTAGE</b>	.500	(7-14)	Minnesota (11/28/2022)
	.500	(4-8)	Charleston So. (11/25/2022)
	.500	(2-4)	vs Penn St. (N) (11/18/2022)
	.500	(1-2)	Lehigh (11/10/2022)
<b>REBOUNDS</b>	24		Delaware St. (11/07/2022)
	25		North Carolina (12/04/2022)
<b>ASSISTS</b>	6		North Carolina (12/04/2022)
	7		NC State (01/07/2023)
	7		Dayton (12/07/2022)
<b>STEALS</b>	1		Boston College (02/08/2023)
	1		Dayton (12/07/2022)
<b>BLOCKED SHOTS</b>	0		vs Penn St. (N) (11/18/2022)
	1		Grambling (12/17/2022)
	1		Lehigh (11/10/2022)
<b>TURNOVERS</b>	5		at Virginia (01/18/2023)
	7		Virginia (02/04/2023)
	7		Duke (01/23/2023)
	7		at Wake Forest (12/31/2022)
	7		vs Old Dominion (N) (11/17/2022)
<b>FOULS</b>	9		at Virginia (01/18/2023)
	11		Dayton (12/07/2022)





BOX SCORES

GAME 5: PENN STATE



Official Basketball Box Score - Final
Penn St. at Virginia Tech
Game Time: 12:00 PM
Game Duration: 1:49

Box score table for Penn State vs Virginia Tech. Includes columns for Player Name, Min, FG, 3P, FT, Rebounds, Fouls, TP, AS, TO, ST, Blocks, +/-.

Shooting By Period table for Penn State vs Virginia Tech. Shows 1st, 2nd, and GM FG percentages.

Box score table for Virginia Tech - 61 vs Penn State - 59. Includes columns for Player Name, Min, FG, 3P, FT, Rebounds, Fouls, TP, AS, TO, ST, Blocks, +/-.

Shooting By Period table for Virginia Tech - 61 vs Penn State - 59. Shows 1st, 2nd, and GM FG percentages.

Summary statistics table including Points from Turnovers, Paint, Second Chance, Fast Breaks, and Bench for both teams.

GAME 6: COLLEGE OF CHARLESTON



Official Basketball Box Score - Final
Virginia Tech at Col. of Charleston
Game Time: 3:30 PM
Game Duration: 1:54
Attendance: 5:100

Box score table for Virginia Tech at Col. of Charleston. Includes columns for Player Name, Min, FG, 3P, FT, Rebounds, Fouls, TP, AS, TO, ST, Blocks, +/-.

Shooting By Period table for Virginia Tech at Col. of Charleston. Shows 1st, 2nd, and GM FG percentages.

Box score table for Col. of Charleston - 77 vs Virginia Tech - 75. Includes columns for Player Name, Min, FG, 3P, FT, Rebounds, Fouls, TP, AS, TO, ST, Blocks, +/-.

Shooting By Period table for Col. of Charleston - 77 vs Virginia Tech - 75. Shows 1st, 2nd, and GM FG percentages.

Summary statistics table including Points from Turnovers, Paint, Second Chance, Fast Breaks, and Bench for both teams.

GAME 7: CHARLESTON SOUTHERN



Official Basketball Box Score - Final
Charleston Southern at Virginia Tech
Game Time: 8:00 PM
Game Duration: 1:58
Attendance: 8,525

Box score table for Charleston Southern - 64 vs Virginia Tech - 69. Includes columns for Player Name, Min, FG, 3P, FT, Rebounds, Fouls, TP, AS, TO, ST, Blocks, +/-.

Shooting By Period table for Charleston Southern - 64 vs Virginia Tech - 69. Shows 1st, 2nd, and GM FG percentages.

Box score table for Virginia Tech - 69 vs Charleston Southern - 64. Includes columns for Player Name, Min, FG, 3P, FT, Rebounds, Fouls, TP, AS, TO, ST, Blocks, +/-.

Shooting By Period table for Virginia Tech - 69 vs Charleston Southern - 64. Shows 1st, 2nd, and GM FG percentages.

Summary statistics table including Points from Turnovers, Paint, Second Chance, Fast Breaks, and Bench for both teams.

GAME 8: MINNESOTA



Official Basketball Box Score - Final
Minnesota at Virginia Tech
Game Time: 7:01 PM
Game Duration: 1:53
Attendance: 7,870

Box score table for Minnesota - 57 vs Virginia Tech - 67. Includes columns for Player Name, Min, FG, 3P, FT, Rebounds, Fouls, TP, AS, TO, ST, Blocks, +/-.

Shooting By Period table for Minnesota - 57 vs Virginia Tech - 67. Shows 1st, 2nd, and GM FG percentages.

Box score table for Virginia Tech - 67 vs Minnesota - 57. Includes columns for Player Name, Min, FG, 3P, FT, Rebounds, Fouls, TP, AS, TO, ST, Blocks, +/-.

Shooting By Period table for Virginia Tech - 67 vs Minnesota - 57. Shows 1st, 2nd, and GM FG percentages.

Summary statistics table including Points from Turnovers, Paint, Second Chance, Fast Breaks, and Bench for both teams.



BOX SCORES

GAME 13: BOSTON COLLEGE

Official Basketball Box Score - Final  
Virginia Tech at Boston College  
12/21/22 Silvio O. Conte Forum, Chestnut Hill, Mass.  
@BCEFB08

Game Time: 6:30 PM  
Game Duration: 2:07  
Attendance: 4,012

Officials: Roger Ayers, Brian O'Connell, Matt Potter

NO.	Name	Min	FG	3P	FT	Rebounds	Fouls	TP	AS	TO	ST	Blocks	+/-				
			M/A	M/A	M/A	OR	DR	TOT	PF	FD		BS	BA				
21	Grant Basile	F	29:01	5-9	1-4	2-4	3	6	1	2	13	0	1	1	0	0	-1
25	Justyn Mutts	F	41:09	9-17	0-1	0-0	2	6	8	2	18	3	5	2	2	1	-7
0	Hunter Cattoor	G	29:54	2-5	1-3	0-0	0	5	3	3	5	1	2	1	0	0	-5
3	Sean Pedulla	G	43:36	7-16	1-5	3-3	1	1	2	5	18	5	4	0	0	0	-1
13	Darius Maddox	G	39:47	4-15	2-6	0-0	5	3	8	2	10	0	1	0	0	0	-7
2	MJ Collins	F	21:42	0-2	0-1	0-0	0	5	5	0	1	0	1	1	0	0	0
15	Lynn Kidd	C	10:35	0-1	0-0	0-0	0	4	4	1	1	0	1	1	0	1	4
34	Mylajael Poteat	F	09:15	0-1	0-0	1-2	2	1	3	0	1	1	1	0	0	0	-6
11	John Camden	F	00:01	0-0	0-0	0-0	0	0	0	0	0	0	0	0	0	0	-2
Team																	
Totals			27:66	5-20	6-9	16	29	45	14	14	65	12	15	4	3	3	-5

Record: 11-2 (1-1)  
Technical Fouls: NONE  
Shooting By Period:  
1st FG% 12-27 44.4%  
3PT% 1-10 10.0%  
FT% 5-6 83.3%  
2nd FG% 12-29 41.4%  
3PT% 4-7 57.1%  
FT% 1-3 33.3%  
OT FG% 3-10 30.0%  
3PT% 0-3 0.0%  
FT% 0-0 0.0%  
GM FG% 27-66 40.9%  
3PT% 5-20 25.0%  
FT% 6-9 66.7%  
Dead Ball Rebounds: 3, 0

VT	BC
Biggest lead	8 (1st 6:33) 9 (2nd 4:19)
Best Scoring Run	11 (2nd 0:49) 8 (2nd 4:19)
Lead Changes	10
Times Tied	8
Time with Lead	20:42 16:17

Points from Turnovers VT 6 BC 15  
Paint 42 36  
Second Chance 7 13  
Fast Breaks 6 9  
Bench 1 30

Period by Period Scoring  
VT 30 29 6 65  
BC 25 34 11 70

GAME 14: WAKE FOREST

Official Basketball Box Score - Final  
Virginia Tech at Wake Forest  
12/31/22 LVM Coliseum, Winston-Salem  
2022-23 Men's Basketball

Game Time: 12:00 PM  
Game Duration: 2:01  
Attendance: 8,709

Officials: Roger Ayers, Jamie Luckie, Bl Coivington Jr.

NO.	Name	Min	FG	3P	FT	Rebounds	Fouls	TP	AS	TO	ST	Blocks	+/-				
			M/A	M/A	M/A	OR	DR	TOT	PF	FD		BS	BA				
21	Grant Basile	F	18:44	3-7	1-3	2-2	1	1	2	4	2	9	0	3	0	0	8
25	Justyn Mutts	F	39:06	8-12	2-3	0-0	1	10	11	4	2	18	5	5	0	3	-7
15	Lynn Kidd	C	18:24	2-5	0-0	3-5	2	6	8	2	4	7	0	0	0	1	1
3	Sean Pedulla	G	38:03	6-18	1-9	5-5	1	3	4	4	18	7	3	3	0	1	4
13	Darius Maddox	G	25:34	2-6	0-1	1-1	0	2	2	2	1	5	1	0	2	0	0
2	MJ Collins	F	27:38	1-4	1-2	0-0	0	3	3	4	0	3	1	1	0	0	0
34	Mylajael Poteat	F	17:35	4-4	0-0	1-1	2	3	5	3	1	9	0	1	0	0	-9
11	John Camden	F	14:58	1-3	1-3	3-5	0	0	1	1	2	6	0	0	0	1	-8
Team																	
Totals			27:59	6-21	15-19	9	30	39	24	16	75	14	13	5	4	2	-2

Record: 11-3 (1-2)  
Technical Fouls: Pedulla 1 4 2 6  
Shooting By Period:  
1st FG% 12-30 40.0%  
3PT% 4-13 30.8%  
FT% 10-11 90.9%  
2nd FG% 15-29 51.7%  
3PT% 2-8 25.0%  
FT% 5-8 62.5%  
GM FG% 27-59 45.8%  
3PT% 6-21 28.6%  
FT% 15-19 78.9%  
Dead Ball Rebounds: 3, 0

VT	WAKE
Biggest lead	8 (1st 12:12) 11 (2nd 13:35)
Best Scoring Run	8 (1st 15:55) 10 (1st 7:59)
Lead Changes	10
Times Tied	6
Time with Lead	12:22 23:11

Points from Turnovers VT 7 WAKE 12  
Paint 34 18  
Second Chance 15 20  
Fast Breaks 4 4  
Bench 18 14

Period by Period Scoring  
VT 38 37 75  
WAKE 38 39 77

GAME 15: CLEMSON

Official Basketball Box Score - Final  
Clemson at Virginia Tech  
01/04/23 Cassell Coliseum, Blacksburg, Va.  
2022-23 Men's Basketball

Game Time: 9:10 PM  
Game Duration: 2:06  
Attendance: 7,539

Officials: Brian O'Connell, Tony Henderson, Tim Clougherty

NO.	Name	Min	FG	3P	FT	Rebounds	Fouls	TP	AS	TO	ST	Blocks	+/-				
			M/A	M/A	M/A	OR	DR	TOT	PF	FD		BS	BA				
4	Ian Scheffelin	F	16:17	1-4	0-1	0-1	1	3	4	2	3	2	0	0	0	2	
5	Hunter Tyson	F	40:00	4-12	3-10	2-2	0	14	14	2	3	13	2	0	0	0	3
24	PJ Hall	F	24:46	4-8	2-3	3-4	0	3	3	4	4	13	0	2	1	0	1
1	Chase Hunter	G	23:24	3-8	0-2	6-6	0	2	2	2	4	12	4	2	0	0	10
11	Brevin Galloway	G	35:24	4-9	2-4	1-1	0	2	2	2	1	11	3	2	0	1	1
2	Dillon Hunter	G	05:18	0-2	0-0	0-1	1	1	1	0	0	1	0	1	0	0	-3
10	Ben Middlebrooks	G	16:25	1-3	0-0	2-2	2	2	2	1	1	4	0	0	2	0	1
0	Josh Beadle	F	20:01	1-1	0-0	1-2	0	2	2	2	1	3	1	2	0	0	-2
22	FJ Godfrey	F	16:23	4-5	2-3	0-0	1	5	6	5	10	1	4	0	2	0	7
21	Chauncey Wiggins	G	02:02	0-1	0-0	0-0	0	0	0	0	0	0	0	0	0	0	-5
Team																	
Totals			22:53	9-23	15-18	2	34	36	21	17	68	11	14	5	4	3	-3

Record: 12-3 (4-0)  
Technical Fouls: NONE  
Shooting By Period:  
1st FG% 10-25 40.0%  
3PT% 4-11 36.4%  
FT% 5-6 83.3%  
2nd FG% 12-28 42.9%  
3PT% 5-12 41.7%  
FT% 10-12 83.3%  
3PT% 22-53 41.5%  
GM FG% 9-23 39.1%  
FT% 15-18 83.3%  
FT% 14-17 82.4%  
Dead Ball Rebounds: 2, 0

VT	BC
Biggest lead	8 (1st 8:55) 5 (2nd 18:20)
Best Scoring Run	7 (1st 12:11) 9 (1st 0:00)
Lead Changes	5
Times Tied	7
Time with Lead	23:17 12:35

Points from Turnovers VT 11 BC 11  
Paint 20 18  
Second Chance 4 9  
Fast Breaks 8 4  
Bench 17 8

Period by Period Scoring  
VT 29 39 68  
Hokies 32 33 65

GAME 16: NC STATE

Official Basketball Box Score - Final  
NC State at Virginia Tech  
01/07/23 Cassell Coliseum, Blacksburg, Va.  
2022-23 Men's Basketball

Game Time: 7:30 PM  
Game Duration: 1:58  
Attendance: 8,925

Officials: Bert Smith, Tommy Morrissey, Jemel Spearman

NO.	Name	Min	FG	3P	FT	Rebounds	Fouls	TP	AS	TO	ST	Blocks	+/-				
			M/A	M/A	M/A	OR	DR	TOT	PF	FD		BS	BA				
21	Ebenezer Dwoonona	F	23:29	1-1	0-0	0-0	1	3	4	1	0	2	0	0	0	1	10
23	Greg Garnt	F	37:09	0-2	0-2	1-2	4	5	9	4	2	1	1	1	2	1	0
0	Terquavian Smith	G	38:49	6-19	2-9	8-10	1	4	5	1	8	22	3	2	3	0	2
1	Jarrel Joiner	G	28:22	6-13	1-4	8-10	2	6	8	3	6	21	0	0	1	1	2
14	Casey Morsell	G	35:20	5-8	2-3	3-3	1	2	3	4	2	15	2	3	1	1	6
30	D.J. Burns Jr.	F	16:21	5-11	0-0	0-0	1	2	3	4	1	10	1	4	0	0	-6
4	LJ Thomas	F	10:15	1-2	0-1	0-0	1	2	3	0	1	2	0	1	0	0	-1
24	Ernest Ross	G	02:51	0-1	0-1	0-0	0	0	0	0	0	0	0	0	0	0	-4
10	Breon Pass	F	07:24	0-1	0-1	0-0	0	2	2	1	1	0	0	0	0	0	1
Team																	
Totals			24:58	5-21	20-25	12	26	38	18	21	73	7	11	7	3	4	4

Record: 13-4 (3-3)  
Technical Fouls: NONE  
Shooting By Period:  
1st FG% 15-33 45.5%  
3PT% 4-13 30.8%  
FT% 2-3 66.7%  
2nd FG% 9-25 36.0%  
3PT% 1-8 12.5%  
FT% 18-22 81.8%  
GM FG% 24-58 41.4%  
3PT% 5-21 23.8%  
FT% 20-25 80.0%  
Dead Ball Rebounds: 3, 0

VT	Hokies
Biggest lead	14 (1st 0:37) 0 (1st 20:00)
Best Scoring Run	8 (1st 16:55) 8 (2nd 0:47)
Lead Changes	0
Times Tied	0
Time with Lead	39:45 00:00

Points from Turnovers VT 20 BC 15  
Paint 28 36  
Second Chance 13 11  
Fast Breaks 16 8  
Bench 12 15

Period by Period Scoring  
VT 36 37 73  
Hokies 22 47 69





**BOX SCORES**

**GAME 25: NOTRE DAME**

**GAME 26: GEORGIA TECH**

**GAME 27: PITT**

**GAME 28: MIAMI**



**0 HUNTER CATTOOR**

SR. • G • 6-3 • 200  
ORLANDO, FLA.  
BISHOP MOORE



**1 RODNEY RICE**

FR. • G • 6-4 • 195  
CLINTON, MD.  
DEMATHA CATHOLIC



**2 MJ COLLINS**

FR. • G • 6-4 • 190  
CLOVER, S.C.  
COMBINE ACADEMY



**3 SEAN PEDULLA**

SO. • G • 6-1 • 195  
EDMOND, OKLA.  
EDMOND MEMORIAL



**4 DARREN BUCHANAN JR.**

FR. • F • 6-7 • 235  
WASHINGTON, D.C.  
WOODROW WILSON



**5 PATRICK WESSLER**

FR. • C • 7-0 • 245  
MATTHEWS, N.C.  
COMBINE ACADEMY



**10 CAMDEN JOHNSON**

SO. • G • 6-1 • 185  
WAXHAW, N.C.  
METROLINA CHRISTIAN ACADEMY



**11 JOHN CAMDEN**

R-FR. • F • 6-8 • 215  
DOWNINGTOWN, PA.  
BREWSTER ACADEMY



**13 DARIUS MADDOX**

JR. • G • 6-5 • 180  
BOWIE, MD.  
OAK HILL ACADEMY



**14 OWYN DAWYOT**

FR. • G • 6-2 • 190  
ROANOKE, VA.  
CAVE SPRING



**15 LYNN KIDD**

JR. • C • 6-10 • 235  
GAINESVILLE, FLA.  
CLEMSON



**21 GRANT BASILE**

GR. • F • 6-9 • 235  
PEWAUKEE, WIS.  
WRIGHT STATE



**25 JUSTYN MUTTS**

SR. • F • 6-7 • 220  
MILLVILLE, N.J.  
DELAWARE



**33 MICHAEL WARD**

FR. • G • 6-2 • 175  
BETHESDA, MD.  
WALT WHITMAN



**34 MYLYJAEEL POTEAT**

JR. • F • 6-9 • 265  
REIDSVILLE, N.C.  
RICE



**MIKE YOUNG**  
HEAD COACH  
4TH SEASON



**MIKE JONES**  
ASSOCIATE HEAD COACH  
2ND SEASON



**CHRISTIAN WEBSTER**  
ASSISTANT COACH  
7TH SEASON



**KEVIN GILTNER**  
ASSISTANT COACH  
4TH SEASON