



Officials: Bert Smith, Bill Covington Jr, Lamar Simpson

Virginia Tech - 93

Record: 15-10 (5-9)

| NO. | Name | F | Min | FG | | | Rebounds | | | Fouls | | TP | AS | TO | ST | Blocks | | +/- |
|---------------|-----------------|---|-------|-------|------|-------|----------|----|-----|-------|----|----|----|----|----|--------|----|-----|
| | | | | M-A | M-A | M-A | OR | DR | TOT | PF | FD | | | | | BS | BA | |
| 21 | Grant Basile | F | 26:35 | 13-19 | 3-7 | 4-4 | 2 | 5 | 7 | 2 | 4 | 33 | 0 | 1 | 0 | 0 | 0 | 0 |
| 25 | Justyn Mutts | F | 39:00 | 7-16 | 2-5 | 3-7 | 2 | 6 | 8 | 2 | 6 | 19 | 9 | 3 | 1 | 1 | 1 | 6 |
| 0 | Hunter Cattoor | G | 35:49 | 2-3 | 2-3 | 2-2 | 0 | 4 | 4 | 2 | 2 | 8 | 3 | 0 | 1 | 0 | 0 | 4 |
| 2 | MJ Collins | G | 34:48 | 4-7 | 1-3 | 3-3 | 0 | 2 | 2 | 2 | 1 | 12 | 0 | 1 | 0 | 0 | 0 | 7 |
| 3 | Sean Pedulla | G | 40:00 | 4-7 | 1-3 | 3-3 | 0 | 1 | 1 | 4 | 3 | 12 | 5 | 0 | 1 | 0 | 0 | 6 |
| 15 | Lynn Kidd | | 07:09 | 2-2 | 0-0 | 2-2 | 1 | 1 | 2 | 1 | 1 | 6 | 1 | 0 | 0 | 0 | 0 | 9 |
| 11 | John Camden | | 09:23 | 0-1 | 0-0 | 0-0 | 0 | 1 | 1 | 0 | 0 | 0 | 0 | 0 | 0 | 0 | 0 | 1 |
| 34 | Mylyjael Poteat | | 07:16 | 0-1 | 0-0 | 3-4 | 2 | 2 | 4 | 0 | 2 | 3 | 1 | 0 | 0 | 0 | 0 | -3 |
| Team | | | | | | | 0 | 0 | 0 | | | 0 | | | | | | |
| Totals | | | | 32-56 | 9-21 | 20-25 | 7 | 22 | 29 | 13 | 19 | 93 | 19 | 5 | 3 | 1 | 1 | 6 |

| Shooting By Period | | |
|---------------------|-------|-------|
| 1 st FG% | 15-28 | 53.6% |
| 3PT% | 7-14 | 50.0% |
| FT% | 6-8 | 75% |
| 2 nd FG% | 17-28 | 60.7% |
| 3PT% | 2-7 | 28.6% |
| FT% | 14-17 | 82.4% |
| GM FG% | 32-56 | 57.1% |
| 3PT% | 9-21 | 42.9% |
| FT% | 20-25 | 80.0% |

Dead Ball Rebounds: 2, 0

Technical Fouls::NONE

Notre Dame - 87

Record: 10-15 (2-12)

| NO. | Name | F | Min | FG | | | Rebounds | | | Fouls | | TP | AS | TO | ST | Blocks | | +/- |
|---------------|-----------------|---|-------|-------|-------|-----|----------|----|-----|-------|----|----|----|----|----|--------|----|-----|
| | | | | M-A | M-A | M-A | OR | DR | TOT | PF | FD | | | | | BS | BA | |
| 2 | Ven-Allen Lubin | F | 22:52 | 5-8 | 0-1 | 1-1 | 3 | 2 | 5 | 2 | 3 | 11 | 1 | 0 | 0 | 0 | 0 | -6 |
| 14 | Nate Laszewski | F | 35:48 | 12-17 | 6-9 | 3-4 | 1 | 7 | 8 | 2 | 6 | 33 | 0 | 0 | 1 | 1 | 0 | 0 |
| 5 | Cormac Ryan | G | 37:18 | 6-10 | 5-9 | 0-0 | 0 | 2 | 2 | 2 | 0 | 17 | 3 | 2 | 0 | 0 | 0 | -6 |
| 10 | Marcus Hammond | G | 25:35 | 4-8 | 1-4 | 0-0 | 0 | 0 | 0 | 4 | 0 | 9 | 4 | 1 | 0 | 0 | 0 | -9 |
| 23 | Dane Goodwin | G | 28:44 | 2-6 | 0-2 | 1-1 | 0 | 4 | 4 | 3 | 1 | 5 | 3 | 1 | 0 | 0 | 1 | -10 |
| 1 | JJ Starling | | 23:18 | 4-10 | 0-3 | 1-1 | 1 | 3 | 4 | 2 | 3 | 9 | 2 | 0 | 0 | 0 | 0 | -2 |
| 3 | Trey Wertz | | 18:11 | 1-2 | 1-2 | 0-0 | 0 | 1 | 1 | 1 | 0 | 3 | 1 | 1 | 0 | 0 | 0 | -3 |
| 25 | Matt Zona | | 08:14 | 0-1 | 0-0 | 0-0 | 1 | 0 | 1 | 3 | 0 | 0 | 0 | 0 | 0 | 0 | 0 | 6 |
| Team | | | | | | | 0 | 1 | 1 | | | 0 | | 1 | | | | |
| Totals | | | | 34-62 | 13-30 | 6-7 | 6 | 20 | 26 | 19 | 13 | 87 | 14 | 6 | 1 | 1 | 1 | -6 |

| Shooting By Period | | |
|---------------------|-------|-------|
| 1 st FG% | 15-27 | 55.6% |
| 3PT% | 7-13 | 53.8% |
| FT% | 3-3 | 100% |
| 2 nd FG% | 19-35 | 54.3% |
| 3PT% | 6-17 | 35.3% |
| FT% | 3-4 | 75% |
| GM FG% | 34-62 | 54.8% |
| 3PT% | 13-30 | 43.3% |
| FT% | 6-7 | 85.7% |

Dead Ball Rebounds: 1, 0

Technical Fouls::NONE

| | VT | ND |
|------------------|---------------------------|---------------------------|
| Biggest lead | 10 (2 nd 3:49) | 7 (1 st 9:46) |
| Best Scoring Run | 10 (1 st 2:34) | 9 (1 st 15:22) |
| Lead Changes | 5 | |
| Times Tied | 5 | |
| Time with Lead | 22:03 | 13:38 |

| Points from | VT | ND |
|---------------|----|----|
| Turnovers | 7 | 8 |
| Paint | 42 | 32 |
| Second Chance | 8 | 11 |
| Fast Breaks | 0 | 0 |
| Bench | 9 | 12 |

| | Period by Period Scoring | | |
|----|--------------------------|-----|-----|
| | 1st | 2nd | TOT |
| VT | 43 | 50 | 93 |
| ND | 40 | 47 | 87 |



Period 1

Quarter Starters:

| | | | | | |
|-----------|-------------|-------------|--------------|----------------|--------------|
| ND | 2 Lubin V | 5 Ryan C | 10 Hammond M | 14 Laszewski N | 23 Goodwin D |
| VT | 0 Cattoor H | 2 Collins M | 3 Pedulla S | 21 Basile G | 25 Mutts J |

| Game Time | ND | Score | Diff | VT |
|-----------|-------------------------------------------------------------------------------|-------------|-----------|-------------------------------------------------------------|
| 20:00 | 2 LUBIN V jumpball lost | | | 21 BASILE G jumpball won |
| 19:43 | 14 LASZEWSKI N foul personal (1 - 1) | | | 25 MUTTS J foul drawn (1) |
| 19:30 | | | | 2 COLLINS M turnover travel (1) |
| 19:13 | 14 LASZEWSKI N 2pt FG from turnover in the paint, jump shot made (2) | 2-0 | 2 | |
| 19:13 | 5 RYAN C assist (1) | | | |
| 18:57 | | 2-3 | -1 | 25 MUTTS J 3pt FG , jump shot made (3) |
| 18:57 | | | | 0 CATTOOR H assist (1) |
| 18:27 | 2 LUBIN V 3pt FG , jump shot missed | | | |
| 18:23 | | | | 25 MUTTS J defensive rebound (1) |
| 18:12 | | 2-5 | -3 | 3 PEDULLA S 2pt FG in the paint, driving layup made (2) |
| 17:55 | 2 LUBIN V 2pt FG in the paint, jump shot made (2) | 4-5 | -1 | |
| 17:55 | 2 LUBIN V foul drawn (1) | | | 21 BASILE G foul shooting (1 - 1) |
| 17:55 | 2 LUBIN V free throw 1 - 1 made (3) | 5-5 | 0 | |
| 17:37 | 14 LASZEWSKI N steal (1) | | | 25 MUTTS J turnover bad pass (1) |
| 17:25 | 10 HAMMOND M 2pt FG from turnover outside the paint, pull up jump shot missed | | | |
| 17:22 | | | | 0 CATTOOR H defensive rebound (1) |
| 17:15 | | | | 21 BASILE G 3pt FG , jump shot missed |
| 17:11 | 14 LASZEWSKI N defensive rebound (1) | | | |
| 16:51 | 2 LUBIN V foul drawn (2) | | | 25 MUTTS J foul personal (1 - 2) |
| 16:51 | | | | 21 BASILE G substitution out |
| 16:51 | | | | 15 KIDD L substitution in |
| 16:47 | 10 HAMMOND M 3pt FG , jump shot made (3) | 8-5 | 3 | |
| 16:47 | 23 GOODWIN D assist (1) | | | |
| 16:23 | | | | 25 MUTTS J 2pt FG in the paint, driving layup missed |
| 16:23 | 2 LUBIN V defensive rebound (1) | | | |
| 16:23 | 2 LUBIN V foul drawn (3) | | | 15 KIDD L foul personal (1 - 3) |
| 16:02 | 14 LASZEWSKI N 3pt FG , jump shot missed | | | |
| 15:58 | | | | 2 COLLINS M defensive rebound (1) |
| 15:42 | | | | 2 COLLINS M 3pt FG , jump shot missed |
| 15:40 | defensive rebound (3) | | | |
| 15:40 | Timeout media | | | |
| 15:22 | 5 RYAN C 3pt FG , jump shot made (3) | 11-5 | 6 | |
| 15:22 | 10 HAMMOND M assist (1) | | | |
| 15:03 | | | | 25 MUTTS J 2pt FG in the paint, driving layup blocked |
| 15:03 | 14 LASZEWSKI N block (1) | | | |
| 14:56 | | | | 15 KIDD L offensive rebound (1) |
| 14:56 | | 11-7 | 4 | 15 KIDD L 2pt FG second chance in the paint, layup made (2) |
| 14:46 | 14 LASZEWSKI N 2pt FG in the paint, layup made (4) | 13-7 | 6 | |
| 14:46 | 2 LUBIN V assist (1) | | | |
| 14:34 | 2 LUBIN V foul shooting (1 - 2) | | | 15 KIDD L foul drawn (1) |
| 14:34 | | 13-8 | 5 | 15 KIDD L free throw 1 - 2 made (3) |
| 14:34 | 5 RYAN C substitution out | | | |



Official Basketball Play by Play - First Half
Virginia Tech at Notre Dame
 02/11/23 Purcell Pavilion at the Joyce Center, Notre Dame
 2022-23 Men's Basketball

Game Time: 2:04 PM
Game Duration: 1:49
Attendance: 6,632

Officials: Bert Smith, Bill Covington Jr, Lamar Simpson

| Game Time | ND | Score | Diff | VT |
|-----------|---------------------------------------------------------------|--------------|----------|------------------------------------------------------------------------------------|
| 14:34 | 10 HAMMOND M substitution out | | | |
| 14:34 | 1 STARLING J substitution in | | | |
| 14:34 | 3 WERTZ T substitution in | | | |
| 14:34 | | 13-9 | 4 | 15 KIDD L free throw 2 - 2 made (4) |
| 14:08 | 1 STARLING J 3pt FG , pull up jump shot missed | | | |
| 14:05 | | | | 0 CATTOOR H defensive rebound (2) |
| 13:43 | | 13-12 | 1 | 0 CATTOOR H 3pt FG , jump shot made (3) |
| 13:43 | | | | 3 PEDULLA S assist (1) |
| 13:27 | 14 LASZEWSKI N foul drawn (1) | | | 0 CATTOOR H foul personal (1 - 4) |
| 13:27 | 2 LUBIN V substitution out | | | |
| 13:27 | 23 GOODWIN D substitution out | | | |
| 13:27 | 5 RYAN C substitution in | | | |
| 13:27 | 25 ZONA M substitution in | | | |
| 13:27 | | | | 2 COLLINS M substitution out |
| 13:27 | | | | 15 KIDD L substitution out |
| 13:27 | | | | 11 CAMDEN J substitution in |
| 13:27 | | | | 34 POTEAT M substitution in |
| 13:09 | 25 ZONA M 2pt FG outside the paint, hook shot missed | | | |
| 13:05 | | | | 34 POTEAT M defensive rebound (1) |
| 12:57 | | | | 34 POTEAT M 2pt FG in the paint, layup missed |
| 12:51 | 5 RYAN C defensive rebound (1) | | | |
| 12:35 | 5 RYAN C 2pt FG outside the paint, pull up jump shot made (5) | 15-12 | 3 | |
| 12:20 | 25 ZONA M foul personal (1 - 3) | | | 3 PEDULLA S foul drawn (1) |
| 12:20 | 14 LASZEWSKI N substitution out | | | |
| 12:20 | 2 LUBIN V substitution in | | | |
| 12:20 | | | | 25 MUTTS J substitution out |
| 12:20 | | | | 21 BASILE G substitution in |
| 12:08 | | | | 3 PEDULLA S 3pt FG , jump shot missed |
| 12:05 | 1 STARLING J defensive rebound (1) | | | |
| 12:00 | Timeout media | | | |
| 12:00 | 25 ZONA M substitution out | | | |
| 12:00 | 14 LASZEWSKI N substitution in | | | |
| 11:52 | 5 RYAN C 3pt FG , jump shot made (8) | 18-12 | 6 | |
| 11:52 | 3 WERTZ T assist (1) | | | |
| 11:34 | | 18-15 | 3 | 0 CATTOOR H 3pt FG , jump shot made (6) |
| 11:34 | | | | 34 POTEAT M assist (1) |
| 11:20 | 14 LASZEWSKI N foul drawn (2) | | | 0 CATTOOR H foul personal (2 - 5) |
| 11:20 | | | | 34 POTEAT M substitution out |
| 11:20 | | | | 25 MUTTS J substitution in |
| 11:12 | 3 WERTZ T turnover bad pass (1) | | | 25 MUTTS J steal (1) |
| 10:54 | | | | 25 MUTTS J 3pt FG from turnover, jump shot missed |
| 10:52 | | | | 21 BASILE G offensive rebound (1) |
| 10:52 | 2 LUBIN V foul personal (2 - 4) | | | 21 BASILE G foul drawn (1) |
| 10:52 | 2 LUBIN V substitution out | | | |
| 10:52 | 23 GOODWIN D substitution in | | | |
| 10:44 | | | | 11 CAMDEN J 2pt FG from turnover second chance outside the paint, jump shot missed |
| 10:44 | 23 GOODWIN D defensive rebound (1) | | | |
| 10:35 | 1 STARLING J 2pt FG in the paint, jump shot missed | | | |



Official Basketball Play by Play - First Half
Virginia Tech at Notre Dame
 02/11/23 Purcell Pavilion at the Joyce Center, Notre Dame
 2022-23 Men's Basketball

Game Time: 2:04 PM
Game Duration: 1:49
Attendance: 6,632

Officials: Bert Smith, Bill Covington Jr, Lamar Simpson

| Game Time | ND | Score | Diff | VT |
|-----------|-----------------------------------------------------------------|--------------|----------|------------------------------------------------------------------|
| 10:32 | 1 STARLING J offensive rebound (2) | | | |
| 10:29 | 14 LASZEWSKI N 3pt FG second chance, jump shot made (7) | 21-15 | 6 | |
| 10:29 | 5 RYAN C assist (2) | | | |
| 10:10 | | | | 21 BASILE G 3pt FG , jump shot missed |
| 10:05 | | | | 25 MUTTS J offensive rebound (2) |
| 10:04 | | 21-17 | 4 | 25 MUTTS J 2pt FG second chance in the paint, layup made (5) |
| 09:46 | 14 LASZEWSKI N 3pt FG , jump shot made (10) | 24-17 | 7 | |
| 09:46 | 23 GOODWIN D assist (2) | | | |
| 09:27 | | 24-19 | 5 | 21 BASILE G 2pt FG in the paint, hook shot made (2) |
| 09:27 | | | | 25 MUTTS J assist (1) |
| 09:02 | 14 LASZEWSKI N 2pt FG in the paint, turnaround jump shot missed | | | |
| 08:59 | | | | 11 CAMDEN J defensive rebound (1) |
| 08:53 | | 24-22 | 2 | 21 BASILE G 3pt FG , jump shot made (5) |
| 08:53 | | | | 3 PEDULLA S assist (2) |
| 08:26 | 23 GOODWIN D 3pt FG , jump shot missed | | | |
| 08:22 | | | | 21 BASILE G defensive rebound (2) |
| 08:15 | 14 LASZEWSKI N foul drawn (3) | | | 21 BASILE G foul offensive (2 - 6) |
| 08:15 | | | | 21 BASILE G turnover offensive (1) |
| 08:15 | 3 WERTZ T substitution out | | | |
| 08:15 | 10 HAMMOND M substitution in | | | |
| 08:15 | | | | 0 CATTOOR H substitution out |
| 08:15 | | | | 21 BASILE G substitution out |
| 08:15 | | | | 2 COLLINS M substitution in |
| 08:15 | | | | 34 POTEAT M substitution in |
| 08:05 | 14 LASZEWSKI N foul drawn (4) | | | 3 PEDULLA S foul personal (1 - 7) |
| 08:05 | 14 LASZEWSKI N 1&1 free throw 1 made (11) | 25-22 | 3 | |
| 08:05 | 14 LASZEWSKI N 1&1 free throw 2 made (12) | 26-22 | 4 | |
| 07:47 | | 26-24 | 2 | 3 PEDULLA S 2pt FG outside the paint, pull up jump shot made (4) |
| 07:30 | 23 GOODWIN D turnover travel (1) | | | |
| 07:30 | Timeout media | | | |
| 07:30 | 5 RYAN C substitution out | | | |
| 07:30 | 3 WERTZ T substitution in | | | |
| 07:30 | | | | 11 CAMDEN J substitution out |
| 07:30 | | | | 0 CATTOOR H substitution in |
| 07:16 | | | | 25 MUTTS J 2pt FG from turnover in the paint, hook shot missed |
| 07:13 | 14 LASZEWSKI N defensive rebound (2) | | | |
| 06:53 | 14 LASZEWSKI N 3pt FG , jump shot made (15) | 29-24 | 5 | |
| 06:53 | 10 HAMMOND M assist (2) | | | |
| 06:35 | | | | 3 PEDULLA S 3pt FG , jump shot missed |
| 06:32 | 3 WERTZ T defensive rebound (1) | | | |
| 06:20 | 14 LASZEWSKI N 2pt FG in the paint, layup missed | | | |
| 06:16 | | | | 34 POTEAT M defensive rebound (2) |
| 06:06 | 10 HAMMOND M foul personal (1 - 5) | | | 25 MUTTS J foul drawn (2) |
| 06:06 | 1 STARLING J substitution out | | | |
| 06:06 | 5 RYAN C substitution in | | | |
| 06:01 | | | | 25 MUTTS J 2pt FG fast break in the paint, hook shot missed |
| 05:58 | | | | 34 POTEAT M offensive rebound (3) |
| 05:58 | 14 LASZEWSKI N substitution out | | | |



Official Basketball Play by Play - First Half
Virginia Tech at Notre Dame
 02/11/23 Purcell Pavilion at the Joyce Center, Notre Dame
 2022-23 Men's Basketball

Game Time: 2:04 PM
Game Duration: 1:49
Attendance: 6,632

Officials: Bert Smith, Bill Covington Jr, Lamar Simpson

| Game Time | ND | Score | Diff | VT |
|-----------|------------------------------------------------------------------------|--------------|-----------|------------------------------------------------------------------|
| 05:58 | 25 ZONA M substitution in | | | |
| 05:58 | | | | 34 POTEAT M substitution out |
| 05:58 | | | | 15 KIDD L substitution in |
| 05:52 | 23 GOODWIN D foul shooting (1 - 6) | | | 25 MUTTS J foul drawn (3) |
| 05:52 | | | | 25 MUTTS J free throw 1 - 2 missed |
| 05:52 | | | | offensive dead ball rebound (1) |
| 05:52 | | 29-25 | 4 | 25 MUTTS J free throw 2 - 2 made (6) |
| 05:24 | 5 RYAN C turnover bad pass (1) | | | 0 CATTOOR H steal (1) |
| 05:18 | | 29-27 | 2 | 2 COLLINS M 2pt FG from turnover in the paint, layup made (2) |
| 05:18 | | | | 0 CATTOOR H assist (2) |
| 04:58 | 10 HAMMOND M 2pt FG outside the paint, step back jump shot made (5) | 31-27 | 4 | |
| 04:29 | | 31-30 | 1 | 2 COLLINS M 3pt FG , jump shot made (5) |
| 04:29 | | | | 15 KIDD L assist (1) |
| 04:05 | 10 HAMMOND M 3pt FG , jump shot missed | | | |
| 04:02 | | | | 25 MUTTS J defensive rebound (3) |
| 03:40 | | 31-32 | -1 | 15 KIDD L 2pt FG in the paint, layup made (6) |
| 03:40 | | | | 25 MUTTS J assist (2) |
| 03:28 | 5 RYAN C 3pt FG , pull up jump shot missed | | | |
| 03:26 | 25 ZONA M offensive rebound (1) | | | |
| 03:26 | jump ball situation | | | |
| 03:26 | Timeout media | | | |
| 03:26 | 3 WERTZ T substitution out | | | |
| 03:26 | 25 ZONA M substitution out | | | |
| 03:26 | 1 STARLING J substitution in | | | |
| 03:26 | 14 LASZEWSKI N substitution in | | | |
| 03:26 | | | | 0 CATTOOR H substitution out |
| 03:26 | | | | 15 KIDD L substitution out |
| 03:26 | | | | 11 CAMDEN J substitution in |
| 03:26 | | | | 34 POTEAT M substitution in |
| 03:26 | turnover sec 5 (4) | | | |
| 03:10 | | 31-35 | -4 | 25 MUTTS J 3pt FG from turnover, jump shot made (9) |
| 03:10 | | | | 3 PEDULLA S assist (3) |
| 02:47 | 23 GOODWIN D 2pt FG outside the paint, turnaround jump shot blocked | | | |
| 02:47 | | | | 25 MUTTS J block (1) |
| 02:40 | | | | 3 PEDULLA S defensive rebound (1) |
| 02:34 | | 31-37 | -6 | 2 COLLINS M 2pt FG outside the paint, pull up jump shot made (7) |
| 02:31 | Timeout 30 Sec | | | |
| 02:31 | 10 HAMMOND M substitution out | | | |
| 02:31 | 23 GOODWIN D substitution out | | | |
| 02:31 | 3 WERTZ T substitution in | | | |
| 02:31 | 25 ZONA M substitution in | | | |
| 02:18 | 1 STARLING J 2pt FG in the paint, driving layup made (2) | 33-37 | -4 | |
| 02:01 | | | | 25 MUTTS J turnover travel (2) |
| 01:35 | 1 STARLING J 2pt FG from turnover in the paint, driving layup made (4) | 35-37 | -2 | |
| 01:19 | | | | 25 MUTTS J 3pt FG , jump shot missed |
| 01:16 | | | | 34 POTEAT M offensive rebound (4) |



Official Basketball Play by Play - First Half
Virginia Tech at Notre Dame
 02/11/23 Purcell Pavilion at the Joyce Center, Notre Dame
 2022-23 Men's Basketball

Game Time: 2:04 PM
Game Duration: 1:49
Attendance: 6,632

Officials: Bert Smith, Bill Covington Jr, Lamar Simpson

| Game Time | ND | Score | Diff | VT |
|----------------------|-----------------------------------------------------|--------------|-----------|-------------------------------------------------|
| 01:14 | 25 ZONA M foul shooting (2 - 7) | | | 34 POTEAT M foul drawn (1) |
| 01:14 | | 35-38 | -3 | 34 POTEAT M free throw 1 - 2 made (1) |
| 01:14 | | | | 34 POTEAT M free throw 2 - 2 missed |
| 01:14 | 1 STARLING J defensive rebound (3) | | | |
| 00:53 | 14 LASZEWSKI N 2pt FG in the paint, layup made (17) | 37-38 | -1 | |
| 00:53 | 5 RYAN C assist (3) | | | |
| 00:34 | 25 ZONA M foul shooting (3 - 8) | | | 34 POTEAT M foul drawn (2) |
| 00:34 | | | | Timeout 30 Sec |
| 00:34 | 25 ZONA M substitution out | | | |
| 00:34 | 23 GOODWIN D substitution in | | | |
| 00:34 | | 37-39 | -2 | 34 POTEAT M free throw 1 - 2 made (2) |
| 00:34 | | 37-40 | -3 | 34 POTEAT M free throw 2 - 2 made (3) |
| 00:34 | | | | 34 POTEAT M substitution out |
| 00:34 | | | | 15 KIDD L substitution in |
| 00:09 | 14 LASZEWSKI N 3pt FG , jump shot made (20) | 40-40 | 0 | |
| 00:09 | 1 STARLING J assist (1) | | | |
| 00:01 | | 40-43 | -3 | 3 PEDULLA S 3pt FG , pull up jump shot made (7) |
| END OF PERIOD | | | | |
| ND 40-43 VT | | | | |



Officials: Bert Smith, Bill Covington Jr, Lamar Simpson

Virginia Tech - 43

| NO. | Name | F | Min | FG | | | Rebounds | | | Fouls | | TP | AS | TO | ST | Blocks | | +/- |
|---------------|-----------------|---|-------|-------|------|-----|----------|----|-----|-------|----|----|----|----|----|--------|----|-----|
| | | | | M-A | M-A | M-A | OR | DR | TOT | PF | FD | | | | | BS | BA | |
| 21 | Grant Basile | F | 07:14 | 2-4 | 1-3 | 0-0 | 1 | 1 | 2 | 2 | 1 | 5 | 0 | 1 | 0 | 0 | 0 | 1 |
| 25 | Justyn Mutts | F | 19:00 | 3-9 | 2-4 | 1-2 | 1 | 2 | 3 | 1 | 3 | 9 | 2 | 2 | 1 | 1 | 1 | 3 |
| 0 | Hunter Cattoor | G | 15:49 | 2-2 | 2-2 | 0-0 | 0 | 2 | 2 | 2 | 0 | 6 | 2 | 0 | 1 | 0 | 0 | 1 |
| 2 | MJ Collins | G | 14:48 | 3-4 | 1-2 | 0-0 | 0 | 1 | 1 | 0 | 0 | 7 | 0 | 1 | 0 | 0 | 0 | 4 |
| 3 | Sean Pedulla | G | 20:00 | 3-5 | 1-3 | 0-0 | 0 | 1 | 1 | 1 | 1 | 7 | 3 | 0 | 0 | 0 | 0 | 3 |
| 15 | Lynn Kidd | | 06:30 | 2-2 | 0-0 | 2-2 | 1 | 0 | 1 | 1 | 1 | 6 | 1 | 0 | 0 | 0 | 0 | 5 |
| 11 | John Camden | | 09:23 | 0-1 | 0-0 | 0-0 | 0 | 1 | 1 | 0 | 0 | 0 | 0 | 0 | 0 | 0 | 0 | 1 |
| 34 | Mylyjael Poteat | | 07:16 | 0-1 | 0-0 | 3-4 | 2 | 2 | 4 | 0 | 2 | 3 | 1 | 0 | 0 | 0 | 0 | -3 |
| Team | | | | | | | 0 | 0 | 0 | | | 0 | | 0 | | | | |
| Totals | | | | 15-28 | 7-14 | 6-8 | 5 | 10 | 15 | 7 | 8 | 43 | 9 | 4 | 2 | 1 | 1 | 3 |

| Shooting By Period | | |
|--------------------|-------|-------|
| 1st FG% | 15-28 | 53.6% |
| 3PT% | 7-14 | 50.0% |
| FT% | 6-8 | 75% |
| GM FG% | 15-28 | 53.6% |
| 3PT% | 7-14 | 50.0% |
| FT% | 6-8 | 75.0% |

Dead Ball Rebounds: 1, 0

Technical Fouls::NONE

Notre Dame - 40

| NO. | Name | F | Min | FG | | | Rebounds | | | Fouls | | TP | AS | TO | ST | Blocks | | +/- |
|---------------|-----------------|---|-------|-------|------|-----|----------|----|-----|-------|----|----|----|----|----|--------|----|-----|
| | | | | M-A | M-A | M-A | OR | DR | TOT | PF | FD | | | | | BS | BA | |
| 2 | Ven-Allen Lubin | F | 08:01 | 1-2 | 0-1 | 1-1 | 0 | 1 | 1 | 2 | 3 | 3 | 1 | 0 | 0 | 0 | 0 | 1 |
| 14 | Nate Laszewski | F | 17:08 | 7-10 | 4-5 | 2-2 | 0 | 2 | 2 | 1 | 4 | 20 | 0 | 0 | 1 | 1 | 0 | 3 |
| 5 | Cormac Ryan | G | 17:29 | 3-4 | 2-3 | 0-0 | 0 | 1 | 1 | 0 | 0 | 8 | 3 | 1 | 0 | 0 | 0 | -2 |
| 10 | Marcus Hammond | G | 11:10 | 2-4 | 1-2 | 0-0 | 0 | 0 | 0 | 1 | 0 | 5 | 2 | 0 | 0 | 0 | 0 | -3 |
| 23 | Dane Goodwin | G | 15:28 | 0-2 | 0-1 | 0-0 | 0 | 1 | 1 | 1 | 0 | 0 | 2 | 1 | 0 | 0 | 1 | -10 |
| 1 | JJ Starling | | 11:54 | 2-4 | 0-1 | 0-0 | 1 | 2 | 3 | 0 | 0 | 4 | 1 | 0 | 0 | 0 | 0 | -2 |
| 3 | Trey Wertz | | 12:54 | 0-0 | 0-0 | 0-0 | 0 | 1 | 1 | 0 | 0 | 0 | 1 | 1 | 0 | 0 | 0 | -3 |
| 25 | Matt Zona | | 05:56 | 0-1 | 0-0 | 0-0 | 1 | 0 | 1 | 3 | 0 | 0 | 0 | 0 | 0 | 0 | 0 | 1 |
| Team | | | | | | | 0 | 1 | 1 | | | 0 | | 1 | | | | |
| Totals | | | | 15-27 | 7-13 | 3-3 | 2 | 9 | 11 | 8 | 7 | 40 | 10 | 4 | 1 | 1 | 1 | -3 |

| Shooting By Period | | |
|--------------------|-------|--------|
| 1st FG% | 15-27 | 55.6% |
| 3PT% | 7-13 | 53.8% |
| FT% | 3-3 | 100% |
| GM FG% | 15-27 | 55.6% |
| 3PT% | 7-13 | 53.8% |
| FT% | 3-3 | 100.0% |

Dead Ball Rebounds: 0, 0

Technical Fouls::NONE

| | VT | ND |
|------------------|---------------|---------------|
| Biggest lead | 6 (1st 2:34) | 7 (1st 9:46) |
| Best Scoring Run | 10 (1st 2:34) | 9 (1st 15:22) |
| Lead Changes | 3 | |
| Times Tied | 2 | |
| Time with Lead | 04:34 | 13:23 |

| Points from | VT | ND |
|---------------|----|----|
| Turnovers | 5 | 6 |
| Paint | 12 | 12 |
| Second Chance | 6 | 3 |
| Fast Breaks | 0 | 0 |
| Bench | 9 | 4 |

| | Period by Period Scoring | | |
|----|--------------------------|-----|-----|
| | 1st | 2nd | TOT |
| VT | 43 | 50 | 93 |
| ND | 40 | 47 | 87 |



Officials: Bert Smith, Bill Covington Jr, Lamar Simpson

Period 2

Quarter Starters:

| | | | | | |
|-----------|-------------|-------------|--------------|----------------|--------------|
| ND | 2 Lubin V | 5 Ryan C | 10 Hammond M | 14 Laszewski N | 23 Goodwin D |
| VT | 0 Cattoor H | 2 Collins M | 3 Pedulla S | 21 Basile G | 25 Mutts J |

| Game Time | ND | Score | Diff | VT |
|-----------|--------------------------------------------------------------|--------------|-----------|---------------------------------------------------------------|
| 20:00 | 1 STARLING J substitution out | | | |
| 20:00 | 3 WERTZ T substitution out | | | |
| 20:00 | 2 LUBIN V substitution in | | | |
| 20:00 | 10 HAMMOND M substitution in | | | |
| 20:00 | | | | 11 CAMDEN J substitution out |
| 20:00 | | | | 15 KIDD L substitution out |
| 20:00 | | | | 0 CATTOOR H substitution in |
| 20:00 | | | | 21 BASILE G substitution in |
| 19:49 | | | | 25 MUTTS J 2pt FG in the paint, hook shot missed |
| 19:43 | | | | 25 MUTTS J offensive rebound (4) |
| 19:43 | | 40-45 | -5 | 25 MUTTS J 2pt FG second chance in the paint, layup made (11) |
| 19:27 | 14 LASZEWSKI N 3pt FG , jump shot made (23) | 43-45 | -2 | |
| 19:27 | 23 GOODWIN D assist (3) | | | |
| 19:02 | | | | 25 MUTTS J 3pt FG , jump shot missed |
| 18:59 | 23 GOODWIN D defensive rebound (2) | | | |
| 18:50 | 2 LUBIN V 2pt FG in the paint, layup missed | | | |
| 18:47 | | | | 21 BASILE G defensive rebound (3) |
| 18:39 | | | | 21 BASILE G 3pt FG , jump shot missed |
| 18:36 | 14 LASZEWSKI N defensive rebound (3) | | | |
| 18:24 | 14 LASZEWSKI N 2pt FG outside the paint, jump shot made (25) | 45-45 | 0 | |
| 18:07 | | 45-48 | -3 | 21 BASILE G 3pt FG , jump shot made (8) |
| 18:07 | | | | 25 MUTTS J assist (3) |
| 17:52 | 14 LASZEWSKI N 3pt FG , jump shot made (28) | 48-48 | 0 | |
| 17:52 | 10 HAMMOND M assist (3) | | | |
| 17:32 | | | | 25 MUTTS J 2pt FG in the paint, hook shot missed |
| 17:28 | 23 GOODWIN D defensive rebound (3) | | | |
| 17:22 | 23 GOODWIN D 3pt FG , jump shot missed | | | |
| 17:19 | | | | 25 MUTTS J defensive rebound (5) |
| 17:00 | | | | 2 COLLINS M 3pt FG , jump shot missed |
| 16:56 | 14 LASZEWSKI N defensive rebound (4) | | | |
| 16:42 | 5 RYAN C 3pt FG , jump shot missed | | | |
| 16:39 | | | | 0 CATTOOR H defensive rebound (3) |
| 16:31 | | | | 2 COLLINS M 2pt FG in the paint, jump shot missed |
| 16:26 | | | | 21 BASILE G offensive rebound (4) |
| 16:26 | | | | 21 BASILE G 2pt FG second chance in the paint, layup missed |
| 16:25 | 23 GOODWIN D defensive rebound (4) | | | |
| 16:11 | 10 HAMMOND M 2pt FG in the paint, driving layup made (7) | 50-48 | 2 | |
| 15:56 | | 50-51 | -1 | 21 BASILE G 3pt FG , jump shot made (11) |
| 15:56 | | | | 0 CATTOOR H assist (3) |
| 15:27 | 2 LUBIN V 2pt FG in the paint, turnaround jump shot missed | | | |
| 15:22 | | | | 21 BASILE G defensive rebound (5) |
| 15:16 | | 50-53 | -3 | 25 MUTTS J 2pt FG in the paint, layup made (13) |



Official Basketball Play by Play - Second Half
Virginia Tech at Notre Dame
 02/11/23 Purcell Pavilion at the Joyce Center, Notre Dame
 2022-23 Men's Basketball

Game Time: 2:04 PM
Game Duration: 1:49
Attendance: 6,632

Officials: Bert Smith, Bill Covington Jr, Lamar Simpson

| Game Time | ND | Score | Diff | VT |
|-----------|---------------------------------------------------------------------------------|--------------|-----------|-----------------------------------------------------------------|
| 15:16 | | | | 3 PEDULLA S assist (4) |
| 14:55 | 23 GOODWIN D 2pt FG outside the paint, pull up jump shot made (2) | 52-53 | -1 | |
| 14:34 | | 52-55 | -3 | 21 BASILE G 2pt FG in the paint, layup made (13) |
| 14:34 | | | | 25 MUTTS J assist (4) |
| 14:21 | 10 HAMMOND M 3pt FG , pull up jump shot missed | | | |
| 14:16 | | | | 0 CATTOOR H defensive rebound (4) |
| 14:09 | | 52-57 | -5 | 21 BASILE G 2pt FG in the paint, floating jump shot made (15) |
| 13:52 | 23 GOODWIN D 2pt FG in the paint, turnaround jump shot missed | | | |
| 13:48 | | | | 25 MUTTS J defensive rebound (6) |
| 13:43 | 14 LASZEWSKI N foul drawn (5) | | | 25 MUTTS J foul offensive (2 - 1) |
| 13:43 | | | | 25 MUTTS J turnover offensive (3) |
| 13:43 | Timeout media | | | |
| 13:43 | 2 LUBIN V substitution out | | | |
| 13:43 | 10 HAMMOND M substitution out | | | |
| 13:43 | 23 GOODWIN D substitution out | | | |
| 13:43 | 1 STARLING J substitution in | | | |
| 13:43 | 3 WERTZ T substitution in | | | |
| 13:43 | 25 ZONA M substitution in | | | |
| 13:34 | 3 WERTZ T 3pt FG from turnover, jump shot missed | | | |
| 13:29 | 14 LASZEWSKI N offensive rebound (5) | | | |
| 13:29 | 14 LASZEWSKI N 2pt FG from turnover second chance in the paint, layup made (30) | 54-57 | -3 | |
| 13:16 | | 54-59 | -5 | 25 MUTTS J 2pt FG in the paint, turnaround jump shot made (15) |
| 12:59 | 14 LASZEWSKI N 3pt FG , jump shot missed | | | |
| 12:56 | | | | 2 COLLINS M defensive rebound (2) |
| 12:42 | | | | 21 BASILE G 3pt FG , jump shot missed |
| 12:38 | 5 RYAN C defensive rebound (2) | | | |
| 12:13 | 3 WERTZ T 3pt FG , step back jump shot made (3) | 57-59 | -2 | |
| 11:53 | | | | 3 PEDULLA S 2pt FG outside the paint, floating jump shot missed |
| 11:50 | 14 LASZEWSKI N defensive rebound (6) | | | |
| 11:43 | 1 STARLING J 2pt FG in the paint, driving layup made (6) | 59-59 | 0 | |
| 11:25 | 3 WERTZ T foul shooting (1 - 1) | | | 25 MUTTS J foul drawn (4) |
| 11:25 | Timeout media | | | |
| 11:25 | 25 ZONA M substitution out | | | |
| 11:25 | 2 LUBIN V substitution in | | | |
| 11:25 | | | | 21 BASILE G substitution out |
| 11:25 | | | | 15 KIDD L substitution in |
| 11:25 | | 59-60 | -1 | 25 MUTTS J free throw 1 - 2 made (16) |
| 11:25 | | | | 25 MUTTS J free throw 2 - 2 missed |
| 11:23 | 14 LASZEWSKI N defensive rebound (7) | | | |
| 11:01 | 1 STARLING J 3pt FG , jump shot missed | | | |
| 10:57 | | | | 15 KIDD L defensive rebound (2) |
| 10:46 | | 59-62 | -3 | 3 PEDULLA S 2pt FG in the paint, driving layup made (9) |
| 10:46 | 1 STARLING J foul shooting (1 - 2) | | | 3 PEDULLA S foul drawn (2) |
| 10:46 | | 59-63 | -4 | 3 PEDULLA S free throw 1 - 1 made (10) |
| 10:46 | 2 LUBIN V substitution out | | | |
| 10:46 | 3 WERTZ T substitution out | | | |



Official Basketball Play by Play - Second Half
Virginia Tech at Notre Dame
 02/11/23 Purcell Pavilion at the Joyce Center, Notre Dame
 2022-23 Men's Basketball

Game Time: 2:04 PM
Game Duration: 1:49
Attendance: 6,632

Officials: Bert Smith, Bill Covington Jr, Lamar Simpson

| Game Time | ND | Score | Diff | VT |
|-----------|---------------------------------------------------------------------|--------------|-----------|--------------------------------------------------------------------|
| 10:46 | 10 HAMMOND M substitution in | | | |
| 10:46 | 23 GOODWIN D substitution in | | | |
| 10:46 | | | | 15 KIDD L substitution out |
| 10:46 | | | | 21 BASILE G substitution in |
| 10:27 | 5 RYAN C 3pt FG , jump shot made (11) | 62-63 | -1 | |
| 10:27 | 1 STARLING J assist (2) | | | |
| 10:16 | 23 GOODWIN D foul shooting (2 - 3) | | | 3 PEDULLA S foul drawn (3) |
| 10:16 | | 62-64 | -2 | 3 PEDULLA S free throw 1 - 2 made (11) |
| 10:16 | | 62-65 | -3 | 3 PEDULLA S free throw 2 - 2 made (12) |
| 10:01 | 1 STARLING J 2pt FG in the paint, driving layup missed | | | |
| 09:55 | | | | 25 MUTTS J defensive rebound (7) |
| 09:50 | | 62-67 | -5 | 2 COLLINS M 2pt FG in the paint, jump shot made (9) |
| 09:38 | 14 LASZEWSKI N foul drawn (6) | | | 2 COLLINS M foul shooting (1 - 2) |
| 09:38 | 14 LASZEWSKI N free throw 1 - 2 missed | | | |
| 09:38 | offensive dead ball rebound (1) | | | |
| 09:38 | 1 STARLING J substitution out | | | |
| 09:38 | 3 WERTZ T substitution in | | | |
| 09:38 | 14 LASZEWSKI N free throw 2 - 2 made (31) | 63-67 | -4 | |
| 09:21 | | 63-69 | -6 | 21 BASILE G 2pt FG in the paint, layup made (17) |
| 09:21 | | | | 3 PEDULLA S assist (5) |
| 09:21 | 23 GOODWIN D foul shooting (3 - 4) | | | 21 BASILE G foul drawn (2) |
| 09:21 | | 63-70 | -7 | 21 BASILE G free throw 1 - 1 made (18) |
| 09:02 | 5 RYAN C 3pt FG , pull up jump shot made (14) | 66-70 | -4 | |
| 08:39 | | 66-72 | -6 | 21 BASILE G 2pt FG in the paint, layup made (20) |
| 08:39 | | | | 25 MUTTS J assist (5) |
| 08:39 | 10 HAMMOND M foul shooting (2 - 5) | | | 21 BASILE G foul drawn (3) |
| 08:39 | 14 LASZEWSKI N substitution out | | | |
| 08:39 | 2 LUBIN V substitution in | | | |
| 08:39 | | 66-73 | -7 | 21 BASILE G free throw 1 - 1 made (21) |
| 08:14 | 5 RYAN C 3pt FG , pull up jump shot made (17) | 69-73 | -4 | |
| 07:48 | | 69-75 | -6 | 25 MUTTS J 2pt FG in the paint, layup made (18) |
| 07:23 | 10 HAMMOND M turnover bad pass (1) | | | 3 PEDULLA S steal (1) |
| 07:19 | Timeout media | | | |
| 07:19 | 3 WERTZ T substitution out | | | |
| 07:19 | 23 GOODWIN D substitution out | | | |
| 07:19 | 1 STARLING J substitution in | | | |
| 07:19 | 14 LASZEWSKI N substitution in | | | |
| 07:08 | 10 HAMMOND M foul personal (3 - 6) | | | 0 CATTOOR H foul drawn (1) |
| 06:58 | | 69-77 | -8 | 21 BASILE G 2pt FG from turnover in the paint, hook shot made (23) |
| 06:30 | 14 LASZEWSKI N 2pt FG in the paint, layup made (33) | 71-77 | -6 | |
| 06:09 | | 71-79 | -8 | 21 BASILE G 2pt FG in the paint, dunk, made (25) |
| 06:09 | | | | 25 MUTTS J assist (6) |
| 05:45 | 5 RYAN C 3pt FG , jump shot missed | | | |
| 05:42 | 2 LUBIN V offensive rebound (2) | | | |
| 05:41 | 2 LUBIN V 2pt FG second chance in the paint, layup made (5) | 73-79 | -6 | |
| 05:17 | | 73-81 | -8 | 21 BASILE G 2pt FG in the paint, hook shot made (27) |
| 05:17 | | | | 25 MUTTS J assist (7) |
| 05:00 | 10 HAMMOND M 2pt FG outside the paint, step back jump shot made (9) | 75-81 | -6 | |



Official Basketball Play by Play - Second Half
Virginia Tech at Notre Dame
 02/11/23 Purcell Pavilion at the Joyce Center, Notre Dame
 2022-23 Men's Basketball

Game Time: 2:04 PM
Game Duration: 1:49
Attendance: 6,632

Officials: Bert Smith, Bill Covington Jr., Lamar Simpson

| Game Time | ND | Score | Diff | VT |
|-----------|-------------------------------------------------------------|--------------|------------|--------------------------------------------------------|
| 04:37 | | 75-83 | -8 | 21 BASILE G 2pt FG in the paint, hook shot made (29) |
| 04:37 | | | | 25 MUTTS J assist (8) |
| 04:10 | 10 HAMMOND M 3pt FG , step back jump shot missed | | | |
| 04:06 | | | | 21 BASILE G defensive rebound (6) |
| 03:49 | | 75-85 | -10 | 21 BASILE G 2pt FG in the paint, layup made (31) |
| 03:49 | | | | 25 MUTTS J assist (9) |
| 03:32 | 5 RYAN C turnover bad pass (2) | | | |
| 03:32 | Timeout media | | | |
| 03:32 | 10 HAMMOND M substitution out | | | |
| 03:32 | 23 GOODWIN D substitution in | | | |
| 03:03 | | | | 0 CATTOOR H 3pt FG from turnover, jump shot missed |
| 03:00 | 1 STARLING J defensive rebound (4) | | | |
| 02:41 | 1 STARLING J 2pt FG in the paint, floating jump shot missed | | | |
| 02:33 | 2 LUBIN V offensive rebound (3) | | | |
| 02:33 | 2 LUBIN V 2pt FG second chance in the paint, layup made (7) | 77-85 | -8 | |
| 02:07 | 14 LASZEWSKI N foul personal (2 - 7) | | | 0 CATTOOR H foul drawn (2) |
| 02:07 | | 77-86 | -9 | 0 CATTOOR H 1&1 free throw 1 made (7) |
| 02:07 | | 77-87 | -10 | 0 CATTOOR H 1&1 free throw 2 made (8) |
| 01:53 | 1 STARLING J 3pt FG , pull up jump shot missed | | | |
| 01:49 | 2 LUBIN V offensive rebound (4) | | | |
| 01:47 | 2 LUBIN V 2pt FG second chance in the paint, layup made (9) | 79-87 | -8 | |
| 01:27 | | | | 21 BASILE G 2pt FG outside the paint, jump shot missed |
| 01:23 | 2 LUBIN V defensive rebound (5) | | | |
| 01:20 | 2 LUBIN V 2pt FG in the paint, dunk, made (11) | 81-87 | -6 | |
| 00:54 | 5 RYAN C foul shooting (1 - 8) | | | 2 COLLINS M foul drawn (1) |
| 00:54 | | 81-88 | -7 | 2 COLLINS M free throw 1 - 3 made (10) |
| 00:54 | | 81-89 | -8 | 2 COLLINS M free throw 2 - 3 made (11) |
| 00:54 | 5 RYAN C substitution out | | | |
| 00:54 | 10 HAMMOND M substitution in | | | |
| 00:54 | | 81-90 | -9 | 2 COLLINS M free throw 3 - 3 made (12) |
| 00:44 | | | | Timeout 30 Sec |
| 00:43 | 23 GOODWIN D 2pt FG in the paint, layup made (4) | 83-90 | -7 | |
| 00:43 | 10 HAMMOND M assist (4) | | | |
| 00:43 | 23 GOODWIN D foul drawn (1) | | | 2 COLLINS M foul shooting (2 - 3) |
| 00:43 | 2 LUBIN V substitution out | | | |
| 00:43 | 5 RYAN C substitution in | | | |
| 00:43 | 23 GOODWIN D free throw 1 - 1 made (5) | 84-90 | -6 | |
| 00:41 | 5 RYAN C foul personal (2 - 9) | | | 25 MUTTS J foul drawn (5) |
| 00:41 | | | | 25 MUTTS J 1&1 free throw 1 missed |
| 00:41 | 14 LASZEWSKI N defensive rebound (8) | | | |
| 00:32 | 5 RYAN C 3pt FG , jump shot missed | | | |
| 00:26 | | | | 25 MUTTS J defensive rebound (8) |
| 00:26 | 10 HAMMOND M foul personal (4 - 10) | | | 25 MUTTS J foul drawn (6) |
| 00:26 | | | | 25 MUTTS J free throw 1 - 2 missed |
| 00:26 | | | | offensive dead ball rebound (2) |
| 00:26 | | 84-91 | -7 | 25 MUTTS J free throw 2 - 2 made (19) |
| 00:15 | 1 STARLING J 2pt FG in the paint, driving layup made (8) | 86-91 | -5 | |
| 00:15 | 1 STARLING J foul drawn (1) | | | 3 PEDULLA S foul shooting (2 - 4) |
| 00:15 | 10 HAMMOND M substitution out | | | |



Official Basketball Play by Play - Second Half
Virginia Tech at Notre Dame
 02/11/23 Purcell Pavilion at the Joyce Center, Notre Dame
 2022-23 Men's Basketball

Game Time: 2:04 PM
Game Duration: 1:49
Attendance: 6,632

Officials: Bert Smith, Bill Covington Jr, Lamar Simpson

| Game Time | ND | Score | Diff | VT |
|--------------------|------------------------------------------|--------------|-----------|----------------------------------------|
| 00:15 | 3 WERTZ T substitution in | | | |
| 00:15 | 1 STARLING J free throw 1 - 1 made (9) | 87-91 | -4 | |
| 00:14 | 1 STARLING J foul personal (2 - 11) | | | 21 BASILE G foul drawn (4) |
| 00:14 | | 87-92 | -5 | 21 BASILE G free throw 1 - 2 made (32) |
| 00:14 | 3 WERTZ T substitution out | | | |
| 00:14 | 10 HAMMOND M substitution in | | | |
| 00:14 | | | | Timeout 60 Sec |
| 00:14 | | 87-93 | -6 | 21 BASILE G free throw 2 - 2 made (33) |
| 00:10 | 1 STARLING J foul drawn (2) | | | 3 PEDULLA S foul personal (3 - 5) |
| 00:08 | 1 STARLING J foul drawn (3) | | | 3 PEDULLA S foul personal (4 - 6) |
| 00:05 | 14 LASZEWSKI N 3pt FG , jump shot missed | | | |
| 00:00 | | | | 21 BASILE G defensive rebound (7) |
| END OF GAME | | | | |
| ND 87-93 VT | | | | |



Officials: Bert Smith, Bill Covington Jr, Lamar Simpson

Virginia Tech - 50

| NO. | Name | F | Min | FG | 3P | FT | Rebounds | | | Fouls | | TP | AS | TO | ST | Blocks | | +/- |
|---------------|----------------|---|-------|-------|-----|-------|----------|----|-----|-------|----|----|----|----|----|--------|----|-----|
| | | | | M-A | M-A | M-A | OR | DR | TOT | PF | FD | | | | | BS | BA | |
| 21 | Grant Basile | F | 19:21 | 11-15 | 2-4 | 4-4 | 1 | 4 | 5 | 0 | 3 | 28 | 0 | 0 | 0 | 0 | 0 | -1 |
| 25 | Justyn Mutts | F | 20:00 | 4-7 | 0-1 | 2-5 | 1 | 4 | 5 | 1 | 3 | 10 | 7 | 1 | 0 | 0 | 0 | 3 |
| 0 | Hunter Cattoor | G | 20:00 | 0-1 | 0-1 | 2-2 | 0 | 2 | 2 | 0 | 2 | 2 | 1 | 0 | 0 | 0 | 0 | 3 |
| 2 | MJ Collins | G | 20:00 | 1-3 | 0-1 | 3-3 | 0 | 1 | 1 | 2 | 1 | 5 | 0 | 0 | 0 | 0 | 0 | 3 |
| 3 | Sean Pedulla | G | 20:00 | 1-2 | 0-0 | 3-3 | 0 | 0 | 0 | 3 | 2 | 5 | 2 | 0 | 1 | 0 | 0 | 3 |
| 11 | John Camden | | 00:00 | 0-0 | 0-0 | 0-0 | 0 | 0 | 0 | 0 | 0 | 0 | 0 | 0 | 0 | 0 | 0 | 0 |
| 15 | Lynn Kidd | | 00:39 | 0-0 | 0-0 | 0-0 | 0 | 1 | 1 | 0 | 0 | 0 | 0 | 0 | 0 | 0 | 0 | 4 |
| Team | | | | | | | 0 | 0 | 0 | | | 0 | | 0 | | | | |
| Totals | | | | 17-28 | 2-7 | 14-17 | 2 | 12 | 14 | 6 | 11 | 50 | 10 | 1 | 1 | 0 | 0 | 3 |

| Shooting By Period | | |
|---------------------|-------|-------|
| 2 nd FG% | 17-28 | 60.7% |
| 3PT% | 2-7 | 28.6% |
| FT% | 14-17 | 82.4% |
| GM FG% | 17-28 | 60.7% |
| 3PT% | 2-7 | 28.6% |
| FT% | 14-17 | 82.4% |

Dead Ball Rebounds: 1, 0

Technical Fouls::NONE

Notre Dame - 47

| NO. | Name | F | Min | FG | 3P | FT | Rebounds | | | Fouls | | TP | AS | TO | ST | Blocks | | +/- |
|---------------|-----------------|---|-------|-------|------|-----|----------|----|-----|-------|----|----|----|----|----|--------|----|-----|
| | | | | M-A | M-A | M-A | OR | DR | TOT | PF | FD | | | | | BS | BA | |
| 2 | Ven-Allen Lubin | F | 14:51 | 4-6 | 0-0 | 0-0 | 3 | 1 | 4 | 0 | 0 | 8 | 0 | 0 | 0 | 0 | 0 | -7 |
| 14 | Nate Laszewski | F | 18:40 | 5-7 | 2-4 | 1-2 | 1 | 5 | 6 | 1 | 2 | 13 | 0 | 0 | 0 | 0 | 0 | -3 |
| 5 | Cormac Ryan | G | 19:49 | 3-6 | 3-6 | 0-0 | 0 | 1 | 1 | 2 | 0 | 9 | 0 | 1 | 0 | 0 | 0 | -4 |
| 10 | Marcus Hammond | G | 14:25 | 2-4 | 0-2 | 0-0 | 0 | 0 | 0 | 3 | 0 | 4 | 2 | 1 | 0 | 0 | 0 | -6 |
| 23 | Dane Goodwin | G | 13:16 | 2-4 | 0-1 | 1-1 | 0 | 3 | 3 | 2 | 1 | 5 | 1 | 0 | 0 | 0 | 0 | 0 |
| 1 | JJ Starling | | 11:24 | 2-6 | 0-2 | 1-1 | 0 | 1 | 1 | 2 | 3 | 5 | 1 | 0 | 0 | 0 | 0 | 0 |
| 3 | Trey Wertz | | 05:17 | 1-2 | 1-2 | 0-0 | 0 | 0 | 0 | 1 | 0 | 3 | 0 | 0 | 0 | 0 | 0 | 0 |
| 25 | Matt Zona | | 02:18 | 0-0 | 0-0 | 0-0 | 0 | 0 | 0 | 0 | 0 | 0 | 0 | 0 | 0 | 0 | 0 | 5 |
| Team | | | | | | | 0 | 0 | 0 | | | 0 | | 0 | | | | |
| Totals | | | | 19-35 | 6-17 | 3-4 | 4 | 11 | 15 | 11 | 6 | 47 | 4 | 2 | 0 | 0 | 0 | -3 |

| Shooting By Period | | |
|---------------------|-------|-------|
| 2 nd FG% | 19-35 | 54.3% |
| 3PT% | 6-17 | 35.3% |
| FT% | 3-4 | 75% |
| GM FG% | 19-35 | 54.3% |
| 3PT% | 6-17 | 35.3% |
| FT% | 3-4 | 75.0% |

Dead Ball Rebounds: 1, 0

Technical Fouls::NONE

| | VT | ND |
|-------------------------|---------------------------|---------------------------|
| Biggest lead | 10 (2 nd 3:49) | 2 (2 nd 16:11) |
| Best Scoring Run | 5(2 nd 15:16) | 5(2 nd 18:24) |
| Lead Changes | 2 | |
| Times Tied | 3 | |
| Time with Lead | 17:18 | 00:15 |

| Points from | VT | ND |
|----------------------|----|----|
| Turnovers | 2 | 2 |
| Paint | 30 | 20 |
| Second Chance | 2 | 8 |
| Fast Breaks | 0 | 0 |
| Bench | 0 | 8 |

| | Period by Period Scoring | | |
|-----------|--------------------------|-----|-----|
| | 1st | 2nd | TOT |
| VT | 43 | 50 | 93 |
| ND | 40 | 47 | 87 |



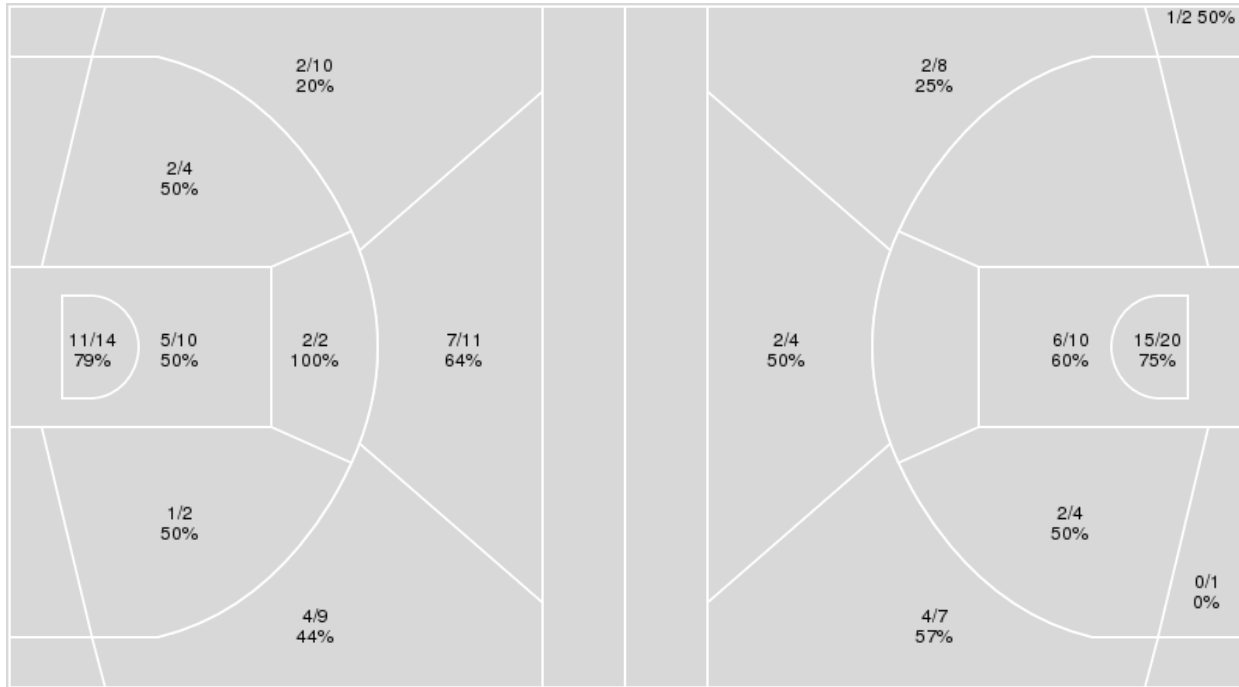
Officials: Bert Smith, Bill Covington Jr, Lamar Simpson

{ Players => 1, 2, 3, 4, 5, 10, 12, 13, 14, 20, 23, 24, 25; } FG Types => All; Results => All;

{ Players => 0, 1, 2, 3, 4, 5, 10, 11, 13, 14, 15, 21, 25, 33, 34; } FG Types => All; Results => All;

Notre Dame

Virginia Tech



| Notre Dame | M/A | % |
|-------------|-------|----|
| Field Goals | 34/62 | 55 |
| 2 Points | 21/32 | 66 |
| 3 Points | 13/30 | 43 |
| Free Throws | 6/7 | 86 |

| Virginia Tech | M/A | % |
|---------------|-------|----|
| Field Goals | 32/56 | 57 |
| 2 Points | 23/35 | 66 |
| 3 Points | 9/21 | 43 |
| Free Throws | 20/25 | 80 |



Virginia Tech at Notre Dame

02/11/23 Purcell Pavilion at the Joyce Center, Notre Dame
2022-23 Men's Basketball

Game Time: 2:04 PM
Game Duration: 1:49
Attendance: 6,632

Officials: Bert Smith, Bill Covington Jr, Lamar Simpson

Virginia Tech

| No | Name | Mins | | Score | | Points Diff | | Points per Min | | Assists | | Rebounds | | Steals | | Turnovers | |
|----|-----------------|-------|-------|---------|---------|-------------|-----|----------------|------|---------|-----|----------|-----|--------|-----|-----------|-----|
| | | On | Off | On | Off | On | Off | On | Off | On | Off | On | Off | On | Off | On | Off |
| 0 | Hunter Cattoor | 35:49 | 04:11 | 80 - 76 | 13 - 11 | 4 | 2 | 2.23 | 3.11 | 18 | 1 | 27 | 2 | 3 | 0 | 4 | 1 |
| 2 | MJ Collins | 34:48 | 05:12 | 83 - 76 | 10 - 11 | 7 | -1 | 2.39 | 1.92 | 16 | 3 | 24 | 5 | 2 | 1 | 4 | 1 |
| 3 | Sean Pedulla | 40:00 | 00:00 | 93 - 87 | 0 - 0 | 6 | 0 | 2.33 | 0.00 | 19 | 0 | 29 | 0 | 3 | 0 | 5 | 0 |
| 11 | John Camden | 09:23 | 30:37 | 23 - 22 | 70 - 65 | 1 | 5 | 2.45 | 2.29 | 4 | 15 | 7 | 22 | 1 | 2 | 2 | 3 |
| 15 | Lynn Kidd | 07:09 | 32:51 | 22 - 13 | 71 - 74 | 9 | -3 | 3.08 | 2.16 | 4 | 15 | 5 | 24 | 1 | 2 | 0 | 5 |
| 21 | Grant Basile | 26:35 | 13:25 | 61 - 61 | 32 - 26 | 0 | 6 | 2.29 | 2.39 | 14 | 5 | 19 | 10 | 2 | 1 | 4 | 1 |
| 25 | Justyn Mutts | 39:00 | 01:00 | 90 - 84 | 3 - 3 | 6 | 0 | 2.31 | 3.00 | 18 | 1 | 29 | 0 | 3 | 0 | 5 | 0 |
| 34 | Mylyjael Poteat | 07:16 | 32:44 | 13 - 16 | 80 - 71 | -3 | 9 | 1.79 | 2.44 | 2 | 17 | 5 | 24 | 0 | 3 | 1 | 4 |

Notre Dame

| No | Name | Mins | | Score | | Points Diff | | Points per Min | | Assists | | Rebounds | | Steals | | Turnovers | |
|----|-----------------|-------|-------|---------|---------|-------------|-----|----------------|------|---------|-----|----------|-----|--------|-----|-----------|-----|
| | | On | Off | On | Off | On | Off | On | Off | On | Off | On | Off | On | Off | On | Off |
| 1 | JJ Starling | 23:18 | 16:42 | 53 - 55 | 34 - 38 | -2 | -4 | 2.27 | 2.04 | 8 | 6 | 17 | 9 | 0 | 1 | 4 | 2 |
| 2 | Ven-Allen Lubin | 22:52 | 17:08 | 45 - 51 | 42 - 42 | -6 | 0 | 1.97 | 2.45 | 8 | 6 | 15 | 11 | 1 | 0 | 3 | 3 |
| 3 | Trey Wertz | 18:11 | 21:49 | 40 - 43 | 47 - 50 | -3 | -3 | 2.20 | 2.15 | 6 | 8 | 12 | 14 | 0 | 1 | 3 | 3 |
| 5 | Cormac Ryan | 37:18 | 02:42 | 82 - 88 | 5 - 5 | -6 | 0 | 2.20 | 1.85 | 12 | 2 | 24 | 2 | 1 | 0 | 6 | 0 |
| 10 | Marcus Hammond | 25:35 | 14:25 | 53 - 62 | 34 - 31 | -9 | 3 | 2.07 | 2.36 | 9 | 5 | 13 | 13 | 1 | 0 | 5 | 1 |
| 14 | Nate Laszewski | 35:48 | 04:12 | 82 - 82 | 5 - 11 | 0 | -6 | 2.29 | 1.19 | 14 | 0 | 24 | 2 | 1 | 0 | 4 | 2 |
| 23 | Dane Goodwin | 28:44 | 11:16 | 63 - 73 | 24 - 20 | -10 | 4 | 2.19 | 2.13 | 12 | 2 | 18 | 8 | 1 | 0 | 4 | 2 |
| 25 | Matt Zona | 08:14 | 31:46 | 17 - 11 | 70 - 82 | 6 | -12 | 2.06 | 2.20 | 1 | 13 | 7 | 19 | 0 | 1 | 1 | 5 |

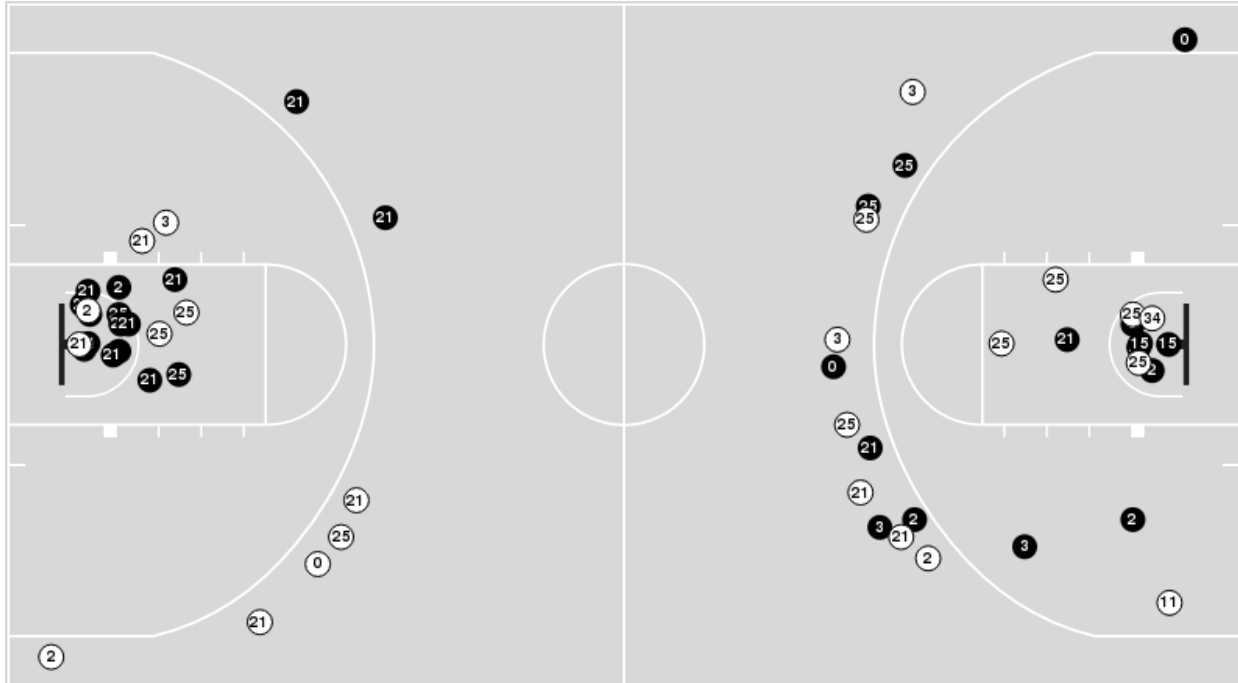


Officials: Bert Smith, Bill Covington Jr, Lamar Simpson

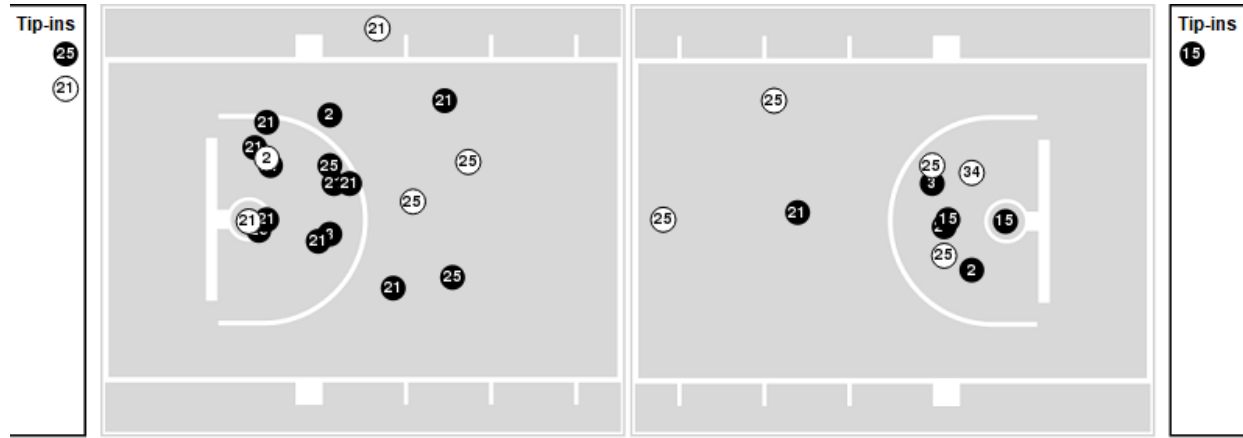
Players => 0, 1, 2, 3, 4, 5, 10, 11, 13, 14, 15, 21, 25, 33, 34 FG Types=>AllResults=>All

Virginia Tech

All Field Goals



Blow Up Chart



● Made ○ Missed N - Player Number

| Virginia Tech | M/A | % |
|---------------|-------|----|
| Field Goals | 32/56 | 57 |
| 2 Points | 23/35 | 66 |
| 3 Points | 9/21 | 43 |
| Free Throws | 20/25 | 80 |

| Virginia Tech | M/A | % |
|----------------------|--------------|----|
| Points in the Paint | 42 (21 / 30) | 70 |
| Fast Break Points | 0 (0/1) | 0 |
| Second Chance Points | 8 (5/9) | 56 |
| Effective FG% | 65 | |

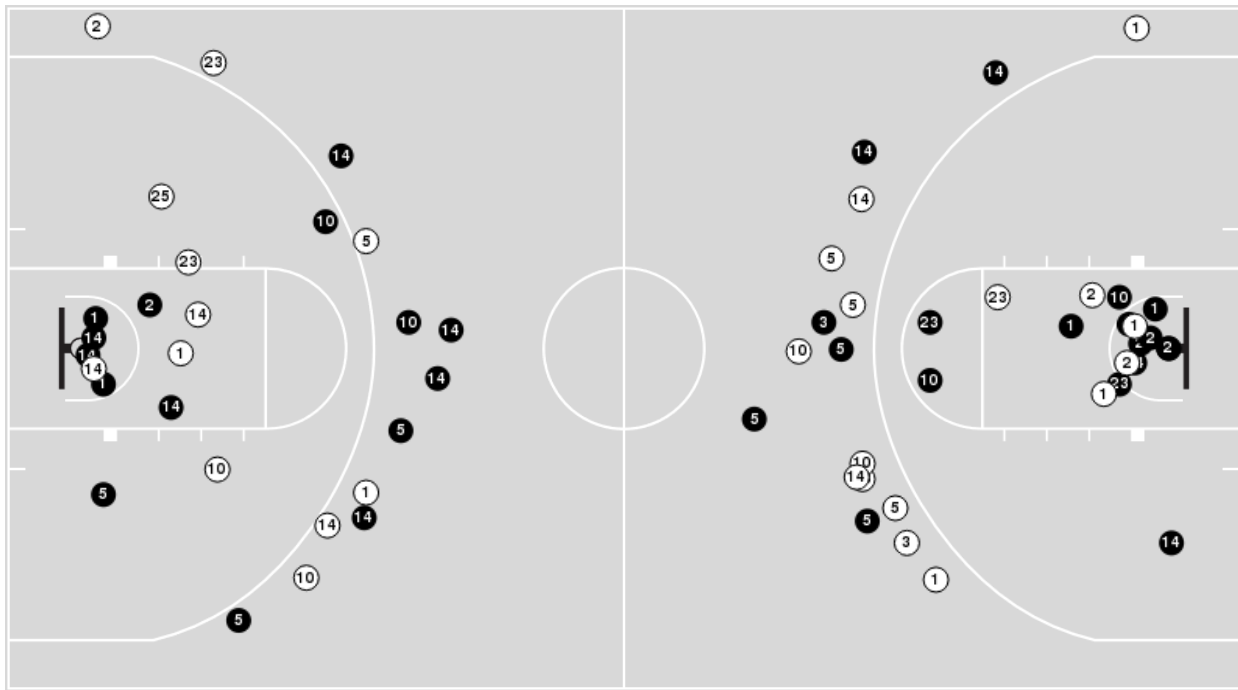


Officials: Bert Smith, Bill Covington Jr, Lamar Simpson

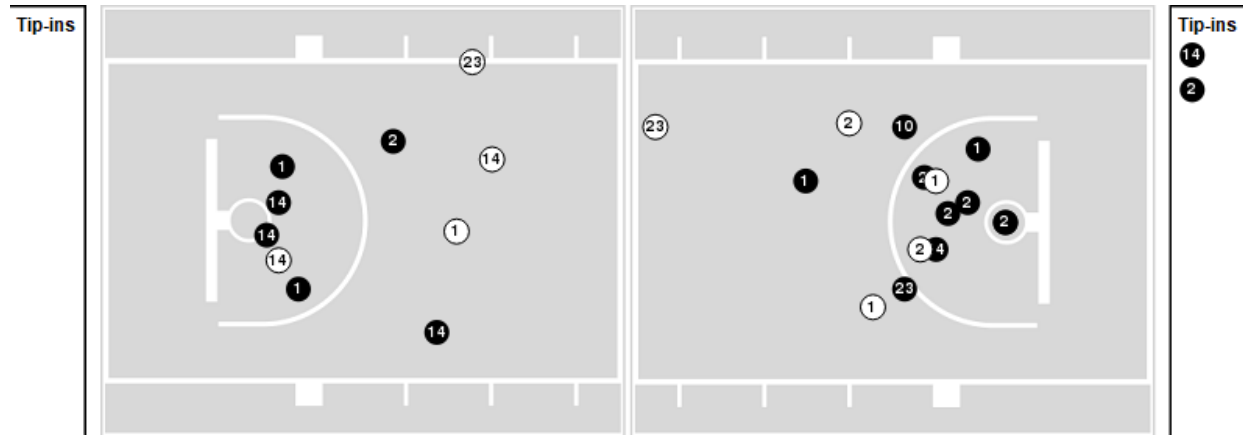
Players => 1, 2, 3, 4, 5, 10, 12, 13, 14, 20, 23, 24, 25FG Types=>AllResults=>All

Notre Dame

All Field Goals



Blow Up Chart



● Made ○ Missed N - Player Number

| Notre Dame | M/A | % |
|-------------|-------|----|
| Field Goals | 34/62 | 55 |
| 2 Points | 21/32 | 66 |
| 3 Points | 13/30 | 43 |
| Free Throws | 6/7 | 86 |

| Notre Dame | M/A | % |
|----------------------|--------------|-----|
| Points in the Paint | 32 (16 / 24) | 67 |
| Fast Break Points | 0 (0/0) | 0 |
| Second Chance Points | 11 (5/5) | 100 |
| Effective FG% | 65 | |



Official Basketball Rotations Summary - Final
Virginia Tech at Notre Dame
 02/11/23 Purcell Pavilion at the Joyce Center, Notre Dame
 2022-23 Men's Basketball

Game Time: 2:04 PM
Game Duration: 1:49
Attendance: 6,632

Officials: Bert Smith, Bill Covington Jr, Lamar Simpson

Virginia Tech

| Lineup | Quarter On | Time On | Quarter Off | Time Off | Time on Court | Score | Score Diff | Reb | Stl | Tov | Ass | PPP |
|-----------------------------------------------------------------------|------------|---------|-------------|----------|---------------|-------|------------|-----|-----|-----|-----|--------|
| 0- Cattoor H/ 2- Collins M/ 3- Pedulla S/ 21- Basile G/ 25- Mutts J/ | 1 | 20:00 | 1 | 16:51 | 03:09 | 5-5 | 0 | 2 | 0 | 2 | 1 | 1.0000 |
| 0- Cattoor H/ 2- Collins M/ 3- Pedulla S/ 15- Kidd L/ 25- Mutts J/ | 1 | 16:51 | 1 | 13:27 | 03:24 | 7-8 | -1 | 3 | 0 | 0 | 1 | 1.4344 |
| 0- Cattoor H/ 3- Pedulla S/ 11- Camden J/ 25- Mutts J/ 34- Poteat M/ | 1 | 13:27 | 1 | 12:20 | 01:07 | 0-2 | -2 | 1 | 0 | 0 | 0 | 0.0000 |
| 0- Cattoor H/ 3- Pedulla S/ 11- Camden J/ 21- Basile G/ 34- Poteat M/ | 1 | 12:20 | 1 | 11:20 | 01:00 | 3-3 | 0 | 0 | 0 | 0 | 1 | 1.5000 |
| 0- Cattoor H/ 3- Pedulla S/ 11- Camden J/ 21- Basile G/ 25- Mutts J/ | 1 | 11:20 | 1 | 08:15 | 03:05 | 7-6 | 1 | 4 | 1 | 1 | 2 | 1.4000 |
| 2- Collins M/ 3- Pedulla S/ 11- Camden J/ 25- Mutts J/ 34- Poteat M/ | 1 | 08:15 | 1 | 07:30 | 00:45 | 2-2 | 0 | 0 | 0 | 0 | 0 | 2.0000 |
| 0- Cattoor H/ 2- Collins M/ 3- Pedulla S/ 25- Mutts J/ 34- Poteat M/ | 1 | 07:30 | 1 | 05:58 | 01:32 | 0-3 | -3 | 2 | 0 | 0 | 0 | 0.0000 |
| 0- Cattoor H/ 2- Collins M/ 3- Pedulla S/ 15- Kidd L/ 25- Mutts J/ | 1 | 05:58 | 1 | 03:26 | 02:32 | 8-2 | 6 | 1 | 1 | 0 | 3 | 2.0619 |
| 2- Collins M/ 3- Pedulla S/ 11- Camden J/ 25- Mutts J/ 34- Poteat M/ | 1 | 03:26 | 1 | 00:34 | 02:52 | 8-6 | 2 | 2 | 0 | 1 | 1 | 1.6807 |
| 2- Collins M/ 3- Pedulla S/ 11- Camden J/ 15- Kidd L/ 25- Mutts J/ | 1 | 00:34 | 2 | 20:00 | 00:34 | 3-3 | 0 | 0 | 0 | 0 | 0 | 3.0000 |
| 0- Cattoor H/ 2- Collins M/ 3- Pedulla S/ 21- Basile G/ 25- Mutts J/ | 2 | 20:00 | 2 | 11:25 | 08:35 | 16-19 | -3 | 9 | 0 | 1 | 4 | 1.0667 |
| 0- Cattoor H/ 2- Collins M/ 3- Pedulla S/ 15- Kidd L/ 25- Mutts J/ | 2 | 11:25 | 2 | 10:46 | 00:39 | 4-0 | 4 | 1 | 0 | 0 | 0 | 1.7241 |
| 0- Cattoor H/ 2- Collins M/ 3- Pedulla S/ 21- Basile G/ 25- Mutts J/ | 2 | 10:46 | 2 | 00:00 | 10:46 | 30-28 | 2 | 4 | 1 | 0 | 6 | 1.7483 |



Official Basketball Rotations Summary - Final
Virginia Tech at Notre Dame
 02/11/23 Purcell Pavilion at the Joyce Center, Notre Dame
 2022-23 Men's Basketball

Game Time: 2:04 PM
Game Duration: 1:49
Attendance: 6,632

Officials: Bert Smith, Bill Covington Jr, Lamar Simpson

Notre Dame

| Lineup | Quarter On | Time On | Quarter Off | Time Off | Time on Court | Score | Score Diff | Reb | Stl | Tov | Ass | PPP |
|---------------------------------------------------------------------------|------------|---------|-------------|----------|---------------|-------|------------|-----|-----|-----|-----|--------|
| 2- Lubin V/ 5- Ryan C/ 10- Hammond M/ 14- Laszewski N/ 23- Goodwin D/ | 1 | 20:00 | 1 | 14:34 | 05:26 | 13-8 | 5 | 3 | 1 | 0 | 4 | 1.5403 |
| 1- Starling J/ 2- Lubin V/ 3- Wertz T/ 14- Laszewski N/ 23- Goodwin D/ | 1 | 14:34 | 1 | 13:27 | 01:07 | 0-4 | -4 | 0 | 0 | 0 | 0 | 0.0000 |
| 1- Starling J/ 3- Wertz T/ 5- Ryan C/ 14- Laszewski N/ 25- Zona M/ | 1 | 13:27 | 1 | 12:20 | 01:07 | 2-0 | 2 | 1 | 0 | 0 | 0 | 1.0000 |
| 1- Starling J/ 2- Lubin V/ 3- Wertz T/ 5- Ryan C/ 25- Zona M/ | 1 | 12:20 | 1 | 12:00 | 00:20 | 0-0 | 0 | 1 | 0 | 0 | 0 | 0.0000 |
| 1- Starling J/ 2- Lubin V/ 3- Wertz T/ 5- Ryan C/ 14- Laszewski N/ | 1 | 12:00 | 1 | 10:52 | 01:08 | 3-3 | 0 | 0 | 0 | 1 | 1 | 1.5000 |
| 1- Starling J/ 3- Wertz T/ 5- Ryan C/ 14- Laszewski N/ 23- Goodwin D/ | 1 | 10:52 | 1 | 08:15 | 02:37 | 6-7 | -1 | 2 | 0 | 0 | 2 | 1.5000 |
| 1- Starling J/ 5- Ryan C/ 10- Hammond M/ 14- Laszewski N/ 23- Goodwin D/ | 1 | 08:15 | 1 | 07:30 | 00:45 | 2-2 | 0 | 0 | 0 | 1 | 0 | 1.0638 |
| 1- Starling J/ 3- Wertz T/ 10- Hammond M/ 14- Laszewski N/ 23- Goodwin D/ | 1 | 07:30 | 1 | 06:06 | 01:24 | 3-0 | 3 | 2 | 0 | 0 | 1 | 1.5000 |
| 3- Wertz T/ 5- Ryan C/ 10- Hammond M/ 14- Laszewski N/ 23- Goodwin D/ | 1 | 06:06 | 1 | 05:58 | 00:08 | 0-0 | 0 | 0 | 0 | 0 | 0 | 0.0000 |
| 3- Wertz T/ 5- Ryan C/ 10- Hammond M/ 23- Goodwin D/ 25- Zona M/ | 1 | 05:58 | 1 | 03:26 | 02:32 | 2-8 | -6 | 1 | 0 | 1 | 0 | 0.6667 |
| 1- Starling J/ 5- Ryan C/ 10- Hammond M/ 14- Laszewski N/ 23- Goodwin D/ | 1 | 03:26 | 1 | 02:31 | 00:55 | 0-5 | -5 | 0 | 0 | 1 | 0 | 0.0000 |
| 1- Starling J/ 3- Wertz T/ 5- Ryan C/ 14- Laszewski N/ 25- Zona M/ | 1 | 02:31 | 1 | 00:34 | 01:57 | 6-1 | 5 | 1 | 0 | 0 | 1 | 2.0000 |
| 1- Starling J/ 3- Wertz T/ 5- Ryan C/ 14- Laszewski N/ 23- Goodwin D/ | 1 | 00:34 | 2 | 20:00 | 00:34 | 3-5 | -2 | 0 | 0 | 0 | 1 | 3.0000 |
| 2- Lubin V/ 5- Ryan C/ 10- Hammond M/ 14- Laszewski N/ 23- Goodwin D/ | 2 | 20:00 | 2 | 13:43 | 06:17 | 12-14 | -2 | 5 | 0 | 0 | 2 | 1.0909 |
| 1- Starling J/ 3- Wertz T/ 5- Ryan C/ 14- Laszewski N/ 25- Zona M/ | 2 | 13:43 | 2 | 11:25 | 02:18 | 7-2 | 5 | 3 | 0 | 0 | 0 | 1.7500 |
| 1- Starling J/ 2- Lubin V/ 3- Wertz T/ 5- Ryan C/ 14- Laszewski N/ | 2 | 11:25 | 2 | 10:46 | 00:39 | 0-4 | -4 | 1 | 0 | 0 | 0 | 0.0000 |
| 1- Starling J/ 5- Ryan C/ 10- Hammond M/ 14- Laszewski N/ 23- Goodwin D/ | 2 | 10:46 | 2 | 09:38 | 01:08 | 3-4 | -1 | 0 | 0 | 0 | 1 | 1.2295 |
| 3- Wertz T/ 5- Ryan C/ 10- Hammond M/ 14- Laszewski N/ 23- Goodwin D/ | 2 | 09:38 | 2 | 08:39 | 00:59 | 4-5 | -1 | 0 | 0 | 0 | 0 | 2.7778 |
| 2- Lubin V/ 3- Wertz T/ 5- Ryan C/ 10- Hammond M/ 23- Goodwin D/ | 2 | 08:39 | 2 | 07:19 | 01:20 | 3-3 | 0 | 0 | 0 | 1 | 0 | 1.5000 |
| 1- Starling J/ 2- Lubin V/ 5- Ryan C/ 10- Hammond M/ 14- Laszewski N/ | 2 | 07:19 | 2 | 03:32 | 03:47 | 6-10 | -4 | 1 | 0 | 1 | 0 | 1.2000 |
| 1- Starling J/ 2- Lubin V/ 5- Ryan C/ 14- Laszewski N/ 23- Goodwin D/ | 2 | 03:32 | 2 | 00:54 | 02:37 | 6-4 | 2 | 4 | 0 | 0 | 0 | 2.0000 |
| 1- Starling J/ 2- Lubin V/ 10- Hammond M/ 14- Laszewski N/ 23- Goodwin D/ | 2 | 00:54 | 2 | 00:43 | 00:11 | 2-1 | 1 | 0 | 0 | 0 | 1 | 2.0000 |
| 1- Starling J/ 5- Ryan C/ 10- Hammond M/ 14- Laszewski N/ 23- Goodwin D/ | 2 | 00:43 | 2 | 00:15 | 00:29 | 3-1 | 2 | 1 | 0 | 0 | 0 | 1.2295 |
| 1- Starling J/ 3- Wertz T/ 5- Ryan C/ 14- Laszewski N/ 23- Goodwin D/ | 2 | 00:15 | 2 | 00:14 | 00:01 | 1-1 | 0 | 0 | 0 | 0 | 0 | 2.2727 |
| 1- Starling J/ 5- Ryan C/ 10- Hammond M/ 14- Laszewski N/ 23- Goodwin D/ | 2 | 00:14 | 2 | 00:00 | 00:14 | 0-1 | -1 | 0 | 0 | 0 | 0 | 0.0000 |



Official Basketball Line Up Analysis - Final
Virginia Tech at Notre Dame
 02/11/23 Purcell Pavilion at the Joyce Center, Notre Dame
 2022-23 Men's Basketball

Game Time: 2:04 PM
Game Duration: 1:49
Attendance: 6,632

Officials: Bert Smith, Bill Covington Jr, Lamar Simpson

Virginia Tech

| Lineup | Time | Score | Score Diff | Pts/Min | Reb | Stl | Tov | Ass | PPP |
|-----------------------------------------------------------------------|-------|-------|------------|---------|-----|-----|-----|-----|--------|
| 0- Cattoor H/ 2- Collins M/ 3- Pedulla S/ 21- Basile G/ 25- Mutts J/ | 22:30 | 51-52 | -1 | 2.2667 | 15 | 1 | 3 | 11 | 1.3724 |
| 0- Cattoor H/ 2- Collins M/ 3- Pedulla S/ 15- Kidd L/ 25- Mutts J/ | 06:35 | 19-10 | 9 | 2.8861 | 5 | 1 | 0 | 4 | 1.7148 |
| 2- Collins M/ 3- Pedulla S/ 11- Camden J/ 25- Mutts J/ 34- Poteat M/ | 03:37 | 10-8 | 2 | 2.7650 | 2 | 0 | 1 | 1 | 1.7361 |
| 0- Cattoor H/ 3- Pedulla S/ 11- Camden J/ 21- Basile G/ 25- Mutts J/ | 03:05 | 7-6 | 1 | 2.2703 | 4 | 1 | 1 | 2 | 1.4000 |
| 0- Cattoor H/ 2- Collins M/ 3- Pedulla S/ 25- Mutts J/ 34- Poteat M/ | 01:32 | 0-3 | -3 | 0.0000 | 2 | 0 | 0 | 0 | 0.0000 |
| 0- Cattoor H/ 3- Pedulla S/ 11- Camden J/ 25- Mutts J/ 34- Poteat M/ | 01:07 | 0-2 | -2 | 0.0000 | 1 | 0 | 0 | 0 | 0.0000 |
| 0- Cattoor H/ 3- Pedulla S/ 11- Camden J/ 21- Basile G/ 34- Poteat M/ | 01:00 | 3-3 | 0 | 3.0000 | 0 | 0 | 0 | 1 | 1.5000 |
| 2- Collins M/ 3- Pedulla S/ 11- Camden J/ 15- Kidd L/ 25- Mutts J/ | 00:34 | 3-3 | 0 | 5.2941 | 0 | 0 | 0 | 0 | 3.0000 |



Official Basketball Line Up Analysis - Final
Virginia Tech at Notre Dame
 02/11/23 Purcell Pavilion at the Joyce Center, Notre Dame
 2022-23 Men's Basketball

Game Time: 2:04 PM
Game Duration: 1:49
Attendance: 6,632

Officials: Bert Smith, Bill Covington Jr, Lamar Simpson

Notre Dame

| Lineup | Time | Score | Score Diff | Pts/Min | Reb | Stl | Tov | Ass | PPP |
|---------------------------------------------------------------------------|-------|-------|------------|---------|-----|-----|-----|-----|--------|
| 2- Lubin V/ 5- Ryan C/ 10- Hammond M/ 14- Laszewski N/ 23- Goodwin D/ | 11:43 | 25-22 | 3 | 2.1337 | 8 | 1 | 0 | 6 | 1.2860 |
| 1- Starling J/ 3- Wertz T/ 5- Ryan C/ 14- Laszewski N/ 25- Zona M/ | 05:22 | 15-3 | 12 | 2.7950 | 5 | 0 | 0 | 1 | 1.6667 |
| 1- Starling J/ 2- Lubin V/ 5- Ryan C/ 10- Hammond M/ 14- Laszewski N/ | 03:47 | 6-10 | -4 | 1.5859 | 1 | 0 | 1 | 0 | 1.2000 |
| 1- Starling J/ 5- Ryan C/ 10- Hammond M/ 14- Laszewski N/ 23- Goodwin D/ | 03:31 | 8-13 | -5 | 2.2749 | 1 | 0 | 2 | 1 | 0.8197 |
| 1- Starling J/ 3- Wertz T/ 5- Ryan C/ 14- Laszewski N/ 23- Goodwin D/ | 03:12 | 10-13 | -3 | 3.1250 | 2 | 0 | 0 | 3 | 1.8382 |
| 1- Starling J/ 2- Lubin V/ 5- Ryan C/ 14- Laszewski N/ 23- Goodwin D/ | 02:37 | 6-4 | 2 | 2.2930 | 4 | 0 | 0 | 0 | 2.0000 |
| 3- Wertz T/ 5- Ryan C/ 10- Hammond M/ 23- Goodwin D/ 25- Zona M/ | 02:32 | 2-8 | -6 | 0.7895 | 1 | 0 | 1 | 0 | 0.6667 |
| 1- Starling J/ 2- Lubin V/ 3- Wertz T/ 5- Ryan C/ 14- Laszewski N/ | 01:47 | 3-7 | -4 | 1.6822 | 1 | 0 | 1 | 1 | 1.0000 |
| 1- Starling J/ 3- Wertz T/ 10- Hammond M/ 14- Laszewski N/ 23- Goodwin D/ | 01:24 | 3-0 | 3 | 2.1429 | 2 | 0 | 0 | 1 | 1.5000 |
| 2- Lubin V/ 3- Wertz T/ 5- Ryan C/ 10- Hammond M/ 23- Goodwin D/ | 01:20 | 3-3 | 0 | 2.2500 | 0 | 0 | 1 | 0 | 1.5000 |
| 1- Starling J/ 2- Lubin V/ 3- Wertz T/ 14- Laszewski N/ 23- Goodwin D/ | 01:07 | 0-4 | -4 | 0.0000 | 0 | 0 | 0 | 0 | 0.0000 |
| 3- Wertz T/ 5- Ryan C/ 10- Hammond M/ 14- Laszewski N/ 23- Goodwin D/ | 01:07 | 4-5 | -1 | 3.5821 | 0 | 0 | 0 | 0 | 2.7778 |
| 1- Starling J/ 2- Lubin V/ 3- Wertz T/ 5- Ryan C/ 25- Zona M/ | 00:20 | 0-0 | 0 | 0.0000 | 1 | 0 | 0 | 0 | 0.0000 |
| 1- Starling J/ 2- Lubin V/ 10- Hammond M/ 14- Laszewski N/ 23- Goodwin D/ | 00:11 | 2-1 | 1 | 10.9091 | 0 | 0 | 0 | 1 | 2.0000 |