



GEORGIA TECH BASKETBALL 2022-23

ACC Champions 1985, 1990, 1993, 2021 • Final Four 1990, 2004 • 17 NCAA Tournament appearances

2022-23 Schedule/Results

Date	Opponent	TV	Time
N7	CLAYTON STATE	ACCNX	W, 93-63
N12	at Georgia State	ESPN+	W, 59-57
N17	NORTHERN ILLINOIS	ACC Network	W, 68-50
N21	vs. Utah#	FS1	L, 64-68
N23	Marquette#	FS1	L, 60-84
N26	NORTH ALABAMA	ACCNX	W, 80-61
N29	at Iowa*	ESPN2	L, 65-81
D2	NORTHEASTERN	ACCNX	W, 81-63
D6	GEORGIA	ESPN2	W, 79-77
D10	at North Carolina	ESPN	L, 59-75
D17	ALABAMA STATE	ACCNX	W, 96-60
D21	CLEMSON	ESPN2	L, 66-79
D31	VIRGINIA (13/12)	ACC Network	L, 56-74
J4	MIAMI (12/12)	RSN	W, 76-70
J7	at Florida State	RSN	L, 64-75
J10	at Notre Dame	ACC Network L	72-73 (ot)
J14	PITTSBURGH	ACC Network	L, 60-71
J17	NC STATE (rv/rv)	ACC Network	L, 66-78
J21	SYRACUSE	RSN	L, 63-80
J24	at Clemson (24/23)	ACC Network	L, 51-72
J28	DUKE (rv/25)	ACC Network	L, 43-86
F1	at Louisville	RSN	L, 58-68
F4	at NC State (rv/rv)	ACC Network	L, 64-72
F8	NOTRE DAME	RSN	7 p.m.
F11	at Wake Forest (rv/rv)	ACC Network	5 p.m.
F15	VIRGINIA TECH	ACC Network	7 p.m.
F18	FLORIDA TECH	ACCNX	2 p.m.
F21	at Pittsburgh (rv/rv)	ESPN2/U/ACCN	7 p.m.
F25	LOUISVILLE	RSN	2 p.m.
F28	at Syracuse	RSN	7 p.m.
M4	at Boston College	ESPNU	2:30 p.m.
M7-11	ACC Tournament (Greensboro, N.C.)%		

*ACC/Big Ten Challenge; #Fort Myers Tip-Off (Suncoast Credit Union Arena, Fort Myers, Fla.); %ACC Tournament (Greensboro, N.C.)
 All times Eastern; home games in ALL CAPS
 (AP/USA) - rankings in AP/coaches polls at time of game, current rankings for upcoming games (rv=receiving votes)

RADIO: Georgia Tech Sports Network by Legends Sports

Announcers	Andy Demetra, Randy Waters
Engineer	Miller Pope
Flagship station in Atlanta	680 AM, 93.7 FM
Satellite Radio	SiriusXM ch. 121 or 194, SXM app 956
Online	GT Gameday App, Ramblinwreck.com
Tuneln	buzz.gt/LiveTuneln

Television ACC Regional Sports Networks

Announcers	Bob Rathbun, Brian Oliver
------------	---------------------------

COMMUNICATIONS

GTMBB contact	Mike Stamus
Phone	404-894-5445 (ofc), 404-218-9723 (cell)
E-mail	mstamus@athletics.gatech.edu

SOCIAL MEDIA: #TogetherWeSwarm

Official Twitter	@GTMBB / @GTJoshPastner
Facebook	gtmensbasketball
Instagram	gtmensbasketball

GEORGIA TECH (8-15, 1-12 ACC) vs. NOTRE DAME (10-13, 2-10 ACC) Game 24 • February 8, 2023 • 7 p.m. EST

Tech Faces Rematch with Notre Dame

Looking to even the regular-season series against Notre Dame, Georgia Tech returns home after a two-game road swing to host Notre Dame in a 7 p.m. Atlantic Coast Conference contest Wednesday night at McCamish Pavilion.

Tech (8-15, 1-12 ACC) looks to snap its current nine-game losing streak in Wednesday's game against the Irish, who defeated the Yellow Jackets, 72-72 in overtime, on Jan. 10 in South Bend. Tech's only ACC win to date came over No. 12 Miami, 76-70, on Jan. 4, and since then has lost to Florida State, Notre Dame, Pittsburgh, NC State, Syracuse, Clemson, Duke, Louisville and NC State, all but one by double digits. The Jackets sit in last place in the conference standings.

Notre Dame (10-13, 2-10 ACC) comes to Atlanta following an 81-64 homecourt loss to Wake Forest and has lost five of its last six games since its win over the Yellow Jackets. The one win was a 76-62 decision at home over Louisville. The Fighting Irish, 0-5 on the road this season, also have four ACC losses of seven points or fewer.

Wednesday's game will be televised live on the ACC's Regional Sports Networks (Bally Sports South in Georgia). Live streams are available on Bally Sports South (in-market) and on the ESPN app (out-of-market). Radio coverage is on the Georgia Tech Sports Network by Legends Sports and flagship station 680 the Fan (680 AM/93.7 FM), and on satellite radio (SiriusXM channel 121 or 194, SXM app 956).

GAME INFORMATION

Venue/Site	McCamish Pavilion, Atlanta, Ga.
Tech vs. Notre Dame	Tech trails, 12-15!
At home	Tech leads, 9-3!
Last meeting	1/10/2023 - Notre Dame won 73-72 in South Bend
GEORGIA TECH YELLOW JACKETS	
Rankings (AP/coaches/KenPom/NET)	nr nr 208 226
Record breakdown	7-6 home 1-7 road 0-2 neutral
Head coach	Josh Pastner (Arizona, 1997)
Career record/at GT	269-184! (14th yr) 102-111! (7th yr)
Pastner vs. Notre Dame	4-9!
<i>! On-court record - 22 wins and 1 loss vacated by NCAA Committee on Infractions</i>	
NOTRE DAME FIGHTING IRISH	
Rankings (AP/coaches/KenPom/NET)	nr nr 172 176
Record breakdown	10-6 home 0-5 road 0-2 neutral
Head coach	Mike Brey (George Washington, 1982)
Career record/at ND	581-324 (28th yr) 482-272 (23rd yr)
Brey vs. Tech	13-7

ROSTER AT-A-GLANCE (#indicates last-game starter)

12	Freds Pauls Bagatskis	F	6-8	180	Fr	Riga, Latvia	0.8 ppg	0.0 rpg	> Trained at Valencia Basket Club, played for Latvia in FIBA U16, U20 Euro championships; played in 6 games
30	Coleman Boyd	G	6-1	178	Sr	Smyrna, Ga.	0.8 ppg	0.0 rpg	> Non-scholarship player 4th year at Tech, played in 11 games career, 4 this season
3	Dallan "Deebo" Coleman#	G	6-6	218	So	Memphis, Tenn.	9.3 ppg	2.9 rpg	> Tech's No. 2 scorer, 30.8% from 3pt range; 9.0 ppg, 29.7% in ACC games
33	Brayden Daniels	G	6-4	188	So	Louisville, Ky.	0.0 ppg	0.5 rpg	> Non-scholarship player, 2nd year at Tech, played in 5 games career, 4 this season
4	Ja'von Franklin#	F	6-7	214	Sr	Little Rock, Ark.	7.7 ppg	5.7 rpg	> Has 3 double-doubles this season, 57.0% FG overall; 6.7 ppg, 4.7 rpg, 58.2% FG in ACC games
43	Jermontae Hill	G	6-6	206	r-Fr	Atlanta, Ga.	0.0 ppg	0.0 rpg	> Non-scholarship player, 2nd year at Tech, redshirted last season, played in 4 games
24	Rodney Howard	C/F	6-11	256	Sr	Ypsilanti, Mich.	5.3 ppg	5.0 rpg	> Hitting 56.0% from the floor for season; 51.1% in ACC games; 39-66 FG last (59.1%) his last 16 games
13	Miles Kelly#	G	6-6	175	So	Stone Mountain, Ga.	13.3 ppg	3.4 rpg	> Top scorer and 3pt shooter (35.6% overall, 34.7% in ACC games); 19-of-20 FT in ACC games
10	Cyril Martynov	C/F	7-0	229	Fr	Barrie, Ontario	1.0 ppg	1.2 rpg	> 14.0 ppg, 9.4 rpg for UPlay Canada on Nike EYBL circuit; played in 5 games
11	Tristan Maxwell	G	6-3	205	Jr	Huntersville, N.C.	3.4 ppg	0.9 apg	> Two games in double figures this season; season-high 18 points (6-11 FG, 5-8 3pt) vs. Alabama State
23	Jordan Meka	C/F	6-8	219	Jr	Yaoundé, Cameroon	0.5 ppg	1.5 rpg	> Played in 8 games this season (limited by groin, back, illness)
14	Jalon Moore	F	6-7	209	So	Birmingham, Ala.	8.4 ppg	5.4 rpg	> Team's No. 3 scorer, No. 3 rebounder, started last 15 of last 17 games (scored double-digit points in 10)
35	Emmer Nichols	F	6-6	219	Fr	Woodside, Calif.	--	--	> Non-scholarship player in 1st year in the program, has not played in a game
5	Deivon Smith	G	6-1	176	Jr	Loganville, Ga.	7.6 ppg	3.5 apg	> Backup PG started 13 games this season; 2.57 assist/TO ratio No. 3 in ACC (2.63 in ACC games)
1	Kyle Sturdivant#	G	6-3	196	Sr	Norcross, Ga.	7.0 ppg	2.8 apg	> Started 10 games, seven games in double-figures, season-high 18 at Notre Dame, 1.67 assist/TO ratio
0	Lance Terry#	G	6-2	200	Sr	College Park, Ga.	8.3 ppg	2.6 rpg	> Tech's 4th-leading scorer, 33.8% 3pt FG, 84.6% FT (9.3 ppg, 33.3% 3pt FG vs. ACC)

GAME NOTES

TECH NOTEBOOK

Tech Team Statistics

Category	2022-23	ACC	NCAA
Scoring offense	67.1	13	288
Scoring defense	71.2	10	222
Scoring margin	-4.1	13	298
Field goal pct.	.412	15	318
Effective FG pct.	.468	15	325
Field goal pct. def.	.441	11	221
3-pt FG pct.	.310	13	314
3-pt FG per game	6.9	9	241
3-pt FG att. per game	22.2	6	151
3-pt FG pct. def.	.309	2	48
3-pt FG allowed	6.3	-	-
Free throw pct.	.686	15	262
FT made per game	9.8	15	331
FT attempts per game	14.3	14	333
Rebounds per game	35.5	5	155
Rebound margin	-1.9	13	276
O-Reb per game	11.0	3	102
D-Reb per game	24.5	9	212
Assists per game	13.2	10	187
Assist/TO ratio	1.2	10	109
Turnover margin	-0.3	12	223
Turnovers per game	11.5	6	63
Turnovers forced per game	11.3	14	300
Blocks per game	4.3	5	52
Steals per game	6.0	7	226
Fouls per game	16.3	11	137
Bench points per game	20.2	2	156
Fast break points per game	11.1	4	89

Rankings through games of Feb. 5

Games Started/Finished

Player	2022-23	Career	Conf.	*Finished
Freds Pauls Bagatskis	-	-	-	6
Deebo Coleman	21	26	16	14
Ja'von Franklin	9	40	19	8
Rodney Howard	14	45	24	7
Miles Kelly	17	18	13	16
Cyril Martynov	-	-	-	4
Tristan Maxwell	2	2	1	1
Jordan Meka	-	4	4	3
Jalon Moore	15	16	11	8
Deivon Smith	13	26	9	7
Kyle Sturdivant	11	39	25	12
Lance Terry	11	48	22	12

*Includes starts at previous school and in conference tournaments
Games finished includes only 2022-23 season*

Non-Conference Breakdown

Team	Conf.	Record	Conf.	KP	NET
Alabama State	SWAC	6-17	4-6	347	345
Clayton State	DII/PBC	2-19	0-11	--	--
Florida Tech	DII/SSC	16-7	9-6	--	--
Georgia	SEC	14-9	4-6	116	126
Georgia State	Sun Belt	10-14	3-9	245	265
Iowa	Big Ten	15-8	7-5	32	33
Marquette	Big East	19-5	11-2	8	14
North Alabama	A-Sun	14-11	6-6	275	257
Northeastern	CAA	8-14	4-7	282	289
Northern Illinois	MAC	10-13	6-4	250	249
Utah	Pac-12	16-9	9-5	55	56

GT strength of schedule rank 55 63

GT NC strength of schedule rank 218 151

vs. Quad 1: 0-7 **vs. Quad 2:** 1-4

vs. Quad 3: 1-3 **vs. Quad 4:** 5-1

KP - KenPom.com, NET - NCAA NET rankings

Rankings through games of Feb. 5

The Tip-Off

- Six of Georgia Tech's final nine ACC games are on the road, including trips NC State, Wake Forest, Pittsburgh, Syracuse and Boston College, who are a combined 50-16 at home this season. The Yellow Jackets' only remaining home games are against Notre Dame, Virginia Tech and Louisville, who are a combined 0-18 on the road this season.

- The nine meetings between Tech and Notre Dame at McCamish Pavilion have been decided by a total of 26 points, with neither team winning by more than five points (the first one, won by Notre Dame, 74-69 in 2014).

- Tech is No. 2 in the ACC in three-point defense and is 48th nationally, allowing 30.9 percent from distance.

- Tech is also No. 2 in the ACC in bench scoring, its reserves contributing 20.1 points per game this season. The bench has provided 30 or more points six times this season, and has outscored its opponents' reserves in 12 of 23 games. Tech led the conference all season until Saturday, when its reserves did not score at NC State.

- Tech has used 11 different starting lineups this season, and no Yellow Jacket has started every game. Nine Jackets have started at least two games, and eight of them have started a minimum of nine times.

- Sophomore guard **Miles Kelly** leads Tech in scoring, minutes, field goals made and attempted, three-point field goals made and attempted, and free throw percentage.

- Senior guard **Lance Terry**, who has averaged 9.3 points and made 34.4 percent of his threes in ACC games, returned from a four-game injury absence to play 38 minutes against NC State, scoring 10 points. Tech had connected on 25.2 percent of its threes and averaged just 53.8 points across those four games, and improved to 64 points and 8-of-24 on threes against the Wolfpack with Terry on the floor.

- Senior point guard **Kyle Sturdivant** posted his high game of the season in the first meeting against Notre Dame, scoring 18 points on 7-of-12 shooting with a pair of threes. Sturdivant scored all of his points after halftime, including all seven of the Yellow Jackets' points in the overtime period.

Series vs. Notre Dame

- Notre Dame has won seven of the last eight meetings to take a 15-12 lead in the all-time series. Georgia Tech's only win was an 82-80 win on Feb. 6, 2021 at McCamish Pavilion. The Fighting Irish won the teams' initial meeting this season, 73-72 in overtime on Jan. 10 in Atlanta. They swept the regular season series in 2019-20 and 2021-22, and had won the last two meetings of 2018-19, the final regular season contest and an ACC Tournament meeting.

- Since Notre Dame joined the ACC, the teams have split their regular season series four times, and the Fighting Irish have swept the Yellow Jackets three times. Tech has yet to sweep the Irish.

- Notre Dame is one of two permanent home-and-away opponents for Tech in the ACC. However, the teams did not play in South Bend during the 2020-21 season when the game was canceled due to COVID-19.

- The Yellow Jackets are 6-13 against Notre Dame since the Fighting Irish joined the ACC. The first 17 meetings were decided by a total of 88 points, and the widest margin of victory was 10 points by Notre Dame on Feb. 10, 2019 before the Fighting Irish scored a 34-point win (90-56) on Feb. 26 2022 in South Bend. True to form, the teams played their fourth overtime game in the most recent meeting earlier this season.

- At McCamish Pavilion, Tech is 6-3 against the Irish (minus one 2017 win vacated by the NCAA), and the games have been decided by a total of 32 points.

- Notre Dame has won all nine meetings at South Bend since the Fighting Irish became a member of the ACC. Tech's last win at Notre Dame occurred Feb. 24, 1990, a Yellow Jacket team that won the ACC Championship and reached the Final Four behind the Lethal Weapon 3 combination of Kenny

Series vs. Notre Dame (12-15!)

Home: 9-3!, Away: 2-11, Neutral: 1-1

All Home Games: 9-3!

At McCamish Pavilion: 6-3!

At Alexander Memorial Coliseum: 3-0

In Atlanta: 9-3!

All Road Games: 2-11

At Purcell Pavilion/Joyce Center: 1-10

As ACC members: 6-13!

In the ACC Tournament: 0-1

All Neutral Games: 1-0

Under Roy Mundorff: 0-1

Under Whack Hyder: 3-1

Under Dwane Morrison: 1-7

Under Bobby Cremins: 2-0

Under Paul Hewitt: 1-0

Under Brian Gregory: 2-4

Under Josh Pastner: 4-9!

Vs. Mike Brey: 7-13

Vs. Digger Phelps: 3-0

Longest Winning Streak: 5 games (1972-2014)

Longest Losing Streak: 4 games (2014-16, 2018-20)

Most Points Scored: 102 on 2-4-1967

Fewest Points Scored: 42 on 2-22-1941

Most Points Allowed: 90 on 2-26-2022

Fewest Points Allowed: 53 on 2-22-1941

Largest Margin of Victory: 20 in 1-17-1972

Largest Margin of Defeat: 34 on 2-26-2022

! Tech win on 1/25/2017 vacated by NCAA Committee on Infractions

Series Results

2-22-1941a	L	42-53
2-5-1966a	W	75-61
2-4-1967h10	W	102-87
1-30-1969nr/16	a	L 52-71
1-17-1972h10	W	82-62
2-25-1989h10	W	90-80
2-24-1990 (ot)8/6	a	W 88-80
11-19-2007n1	W	70-69
1-11-2014h15	W	74-69
2-26-2014a	L	62-65
1-3-2015 (2 ot)14/13	a	L 76-83
1-14-201512/12	h15	L 59-62
1-13-2016a	L	64-72
2-20-201619/18	h15	W 63-62
1-28-201714/12	h15	! 62-60
2-26-201721/17	a	L 60-64
12-30-2017a	L	59-68
1-10-2018rv/25	h15	W 60-63
1-22-2019h15	W	63-61
2-10-2019a	L	59-69
3-12-2019n2	L	71-78
1-15-2020h15	L	74-78
2-1-2020a	L	72-80
2-6-2021h15	W	82-80
1-8-2022 (ot)h15	L	68-72
2-26-2022a	L	56-90
1-10-2023 (ot)a	L	72-73

n1-Paradise Jam (St. Thomas, U.S. Virgin Islands); n2-ACC Tournament (Spectrum Center, Charlotte, N.C.)

TECH NOTEBOOK

Georgia Tech Quick Facts

Official Name: Georgia Institute of Technology
Location: Atlanta, Ga.
Enrollment: 45,296
Founded: 1885
Colors: Old Gold and White
Nickname: Yellow Jackets, Ramblin' Wreck
Mascot: Buzz (Yellow Jacket)
Fight Songs: Ramblin' Wreck, White and Gold
Conference: Atlantic Coast (ACC)
Home Arena: McCamish Pavilion (capacity 8,600)
President: Dr. Angel Cabrera
Director of Athletics: J Batt
Faculty Rep. for Athletics: Dr. Jenna Jordan
Head Coach: Josh Pastner (Arizona, 1997)
 Record at Tech: 102-111 ! (7th season)
 Overall: 269-184 ! (14th season)
 ACC Regular Season: 48-73 !
 ACC Tournament: 2-4
 NCAA Tournament: 2-5

Associate Head Coach: Anthony Wilkins (Kent State, 2013), 4th season
Assistant Coach: Julian Swartz (Carroll College, 2005), 7th season
Assistant Coach: Brian Eskildsen (Tennessee, 2009), 1st season
Assoc. Dir. of Player Personnel: B.J. Elder (Georgia Tech, 2014)
Director of Operations: Tyler Benson (St. Bonaventure, 2009)
Director of Scouting: Hayden Sheridan (Arizona, 2016)
Player Development Coach: Eddie Dimas (Grand Canyon, 2015)
Athletic Trainer: Richard Stewart (Salisbury, 2005)

! On-court record (Georgia Tech had 22 wins and one loss during the 2016-17 and 2017-18 seasons vacated by the NCAA's Committee on Infractions)



Basketball History

108th season: 1st game, Feb. 17, 1906 vs. Auburn
All-time Record: 1,430-1,302 !
Winning/Losing/500 Seasons: 55 / 48 / 4
NCAA Appearances (17): 23-17 record
 1960, 1985, 1986, 1987, 1988, 1989, 1990, 1991, 1992, 1993, 1996, 2001, 2004, 2005, 2007, 2010, 2021
Final Fours (2): 1990, 2004
NIT Appearances (8): 10-8 record
 1970, 1971, 1984, 1994, 1998, 1999, 2003, 2016
ACC Championships (4): 1985, 1990, 1993, 2021
ACC Regular-Season Titles (2): 1985 (tie), 1996
ACC Regular-Season Record (44th season): 282-418 !
ACC Tournament Record: 28-38
SEC Championships (1): 1938
SEC Regular-Season Titles (1): 1937
SEC Regular-Season Record (1932-64): 201-207
Metro Conference Regular-Season Record (1975-78): 9-10
Metro Conference Tournament Record: 4-3
Record at McCamish Pavilion: 119-68 ! (11th season)
Record at Alexander Memorial Coliseum: 556-194 (55 seasons, 1956-2011)
Record at State Farm Arena: 8-12
Record at Gas South Arena: 4-1
Record at Georgia Dome: 9-5
All-Time Head Coaches: 14
ACC Head Coaches: 5
All-America Selections: 14 (12 players)
Consensus All-Americans: 2
First-Team All-Americans: 5
National Players of the Year: 1
All-ACC Selections: 57 times (34 players)
ACC Players of the Year: 2
ACC Rookies of the Year: 11
ACC Coaches of the Year: 5 (3 coaches)
ACC Tournament MVPs: 4
ACC All-Freshman Team: 15

Anderson, Dennis Scott and Brian Oliver, who combined for 64 of the Jackets' points in that 88-80 overtime victory.

- Tech is 2-11 in games played in South Bend, and 1-10 in Purcell Pavilion.

- The Yellow Jackets won five straight meetings between the two teams from 1972 through Tech's 74-69 victory in McCamish Pavilion on Jan. 11, 2014, the team's first meeting as ACC foes.

- That game and a 90-80 Tech victory in Atlanta a year earlier were the only two face-offs ever between legendary coaches Bobby Cremins and Digger Phelps.

- All but one game in the series has been played on the two campuses, the exception being a 2007 meeting in the third-place game of the Paradise Jam. The Yellow Jackets erased a 9-point deficit in the final 5:11 and won the game on a three-point basket by Matt Causey with two seconds remaining.

- Tech is 9-3 all-time against Notre Dame in Atlanta, three of those wins at Alexander Memorial Coliseum and six at McCamish Pavilion (the 2017 win was vacated by the NCAA Committee on Infractions).

- Four of the five meetings before that were played with Whack Hyder as Tech's head coach, and the Jackets won three of those, including an 82-62 win in 1972 at Alexander Memorial Coliseum in Phelps' first season as the Fighting Irish head coach.

Last Meeting vs. Notre Dame

January 10, 2023 in South Bend - Kyle Sturdivant came off the bench to score 18 points, including all seven of Georgia Tech's points in overtime, but the Yellow Jackets were unable to hold off homestanding Notre Dame and dropped a 73-72 overtime decision to the Fighting Irish Tuesday night at Purcell Pavilion.

Looking to win at Purcell Pavilion for the first time since 1990 and keep Notre Dame (9-8, 1-5 ACC) winless in the ACC, the Yellow Jackets (8-8, 1-5 ACC) led by seven points with 2:31 to go in regulation and led three times in the extra period, but the Fighting Irish fought back each time.

Sturdivant, who played only the final possession of the first half, came off the bench to score 11 in the second period, including baskets on three straight possessions at one point and then a layup that gave the Jackets a 63-56 lead with 3:45 to go. Two free throws by Lance Terry made it 65-58 Tech with 2:31 left.

But Notre Dame rallied to tie the game when freshman J.J. Starling scored a basket and two free throws, and Trey Wertz hit a corner three with just under a minute to play. Both teams had chances to win the game in regulation but were unable to convert, leading the teams tied at 65.

The teams traded the lead six times in the extra frame. Sturdivant scored the first basket of overtime to put Tech ahead 67-65, drained a three-pointer to help the Jackets retake the lead at 70-68, and knocked down a pair of free throws for a 72-71 edge with 39 seconds to play.

Each time, Notre Dame answered, and Nate Laszewski's two free throws with 23 seconds left proved to be the winning points.

Tech had two shots at a winning basket in the final possession, but Sturdivant missed a three-pointer and Ja'von Franklin missed a jumper in the lane in the final five seconds.

Sturdivant's 18 points were a career high as he hit 7-of-12 shots from the floor and 2-of-3 from three-point range. Deivon Smith matched his season high with 16 points, adding 10 rebounds and seven assists. Franklin made his first start since Dec. 10 and posted his third double-double with 12 points and 12 rebounds, adding three assists and four blocks while playing all but three seconds of the game. Miles Kelly was the Jackets' fourth player in double figures with 11 points.

Dane Goodwin led the Fighting Irish with 19 points and 12 rebounds, while Starling finished with 16 points, Laszewski with 14 and Cormac Ryan with 11.

Just Georgia Tech, please...

The Georgia Institute of Technology is the official title, but Georgia Tech will work fine, or just Tech (unless you're in Virginia or Texas). We would appreciate it if you would use our name in those ways. Georgia Tech University is incorrect. Thank you.

Georgia Tech By the Numbers

1	SEC Championships
1	NCAA Post-Graduate Scholar
1	Naismith Award winner
2	Final Four appearances
2	ACC regular-season titles
2	ACC Players of the Year
2	National Freshmen of the Year
3	Years a Member of the Metro Conference
4	ACC Championships
5	First-team All-America players
6	Jersey numbers retired
6	Academic All-Americans
7	NCAA Sweet 16 appearances
8	Wins over teams ranked No. 1
8	NBA lottery picks
12	ACC Rookie of the Year honorees
14	Head coaches in program history
17	NCAA Tournament berths
19	NBA first-round draft picks
25	Total postseason berths (NCAA and NIT)
32	Years a Member of the SEC
43	Years a Member of the ACC
47	Players taken in the NBA Draft
51	Players selected All-ACC
228	Weeks ranked in either AP or Coaches Poll

Last Time Out

Miles Kelly led four Georgia Tech players in double figures, and the Yellow Jackets led as late as the under-4 media timeout of the second half, but NC State closed the game on a 12-3 spurt and claimed a 72-64 Atlantic Coast Conference men's basketball victory Saturday at PNC Arena.

Tech (8-15, 1-12 ACC), which had won four straight games against NC State on its home court, appeared poised for a fifth when it battled to take the lead midway through the second half and held the advantage for more than six minutes. Instead, the Yellow Jackets sustained their ninth straight loss.

With Tech leading 61-60 at the media timeout, Wolfpack (19-5, 9-4 ACC) turned to a reliable source in center D.J. Burns, who pulled his team back ahead with a pair of free throws at the 2:34 mark, and Casey Morsell drained a long three for a 65-61 NC State lead with 2:06 to go. Jarkel Joiner and Ernest Ross each tacked on a pair of free throws for a 69-61 advantage before Tech scored again.

Tech was better offensively than it has been recently, hitting 44.1 percent of its shots from the floor and 8-of-24 from three-point range, and the Jackets limited the Wolfpack to 41.1 percent from the floor and held their high-scoring guard tandem of Joiner and Terquavion Smith to 10 total points. Burns and Morsell picked up the slack for State with 24 and 17 points, respectively.

Kelly scored 17 points, hitting 7-of-14 shots from the floor and 3-of-8 from three-point range with a career-high nine rebounds, while center Ja'von Franklin countered Burns inside with 16 points (7-of-12 FG), eight boards, five assists and five blocked shots. Kyle Sturdivant added 13 points and four assists, and Lance Terry returned from a four-game injury absence to

TECH NOTEBOOK

Tech's Record

	2022-23	CJP
At home	7-6	76-42
On the road	1-7	21-55
At neutral sites	0-2	5-12
Vs. top-10 opponents	0-0	3-16
Vs. top-25 opponents	1-3	12-33
Vs. teams over .500	4-12	60-93
Vs. teams under .500	3-2	33-11
Vs. teams at .500	1-1	8-6
While in the top 25	0-0	0-0

In November	4-3	23-12
In December	3-3	23-24
In January	1-7	24-32
In February	0-2	17-34
In March/April	0-0	15-8

Wearing white uniforms	5-7	69-42
Wearing gold uniforms	3-4	22-35
Wearing navy uniforms	0-0	12-26
Wearing gray uniforms	0-4	0-4

Game is decided by 5 pts./fewer or OT	2-2	27-28
Game is decided by 10/fewer or OT	3-4	49-53

Leading at the half	5-0	75-22
Trailing at the half	2-15	24-85
Tied at the half	1-0	3-3
Leading with 5:00 to play	6-2	87-11
Trailing with 5:00 to play	1-12	11-96
Tied with 5:00 to play	1-1	3-4
In overtime games	0-1	4-5
After a bye in the ACC schedule	0-0	3-3

Tech scores 100 or more points	0-0	0-1
Tech scores 70 or more points	6-1	73-19
Tech scores fewer than 70 points	2-14	30-91
Opponent scores 100 or more points	0-0	0-2
Opponent scores 70 or more	2-13	21-71
Opponent scores fewer than 70	6-2	83-37
Opponent scores fewer than 50	0-0	4-0

Tech shoots 50 pct. or better	2-0	40-9
Opponent shoots 50 pct. or better	1-5	7-24
Opponent shoots under 40 pct.	6-0	60-21
Tech has a higher FG% than opponent	7-1	94-26
Tech has a lower FG% than opponent	1-14	5-79
FG percentage is even	0-0	0-2

Tech has more 3-point FGs	5-4	43-27
Tech has fewer 3-point FGs	1-8	44-68
3-point FGs are even	2-3	15-13

Tech attempts more FT than opponent	5-2	69-26
Tech attempts fewer FT than opponent	3-13	27-78
Free throw attempts are even	0-0	6-6

Tech outrebounds opponent	5-4	54-31
Opponent outrebounds Tech	3-11	42-79
Rebounds are even	0-0	6-1

Tech has fewer turnovers than opponent	7-4	55-39
Tech has more turnovers than opponent	1-8	43-60
Turnovers are even	0-3	5-9
Tech has more assists than turnovers	6-8	68-38

Committing more fouls	1-11	28-73
Committing fewer fouls	4-3	63-27
Fouls are even	3-1	11-10

4/more Jackets score in double figures	7-3	51-21
A Jacket scores 20 or more	0-2	58-49
A Jacket scores 30 or more	0-0	7-5

Scoring more bench points	4-8	45-44
Scoring fewer bench points	4-7	55-59
Bench scoring is even	0-0	2-6

score 10.

Team Trends

- Georgia Tech has utilized 11 different starting lineups total this season. Nine Yellow Jackets have started at least two games this season, eight have started at least nine games, nine have started at least one ACC game, and none have started every game.

- Tech's five starters in the NC State game played the entire second half until Ja'von Franklin fouled out with 11 seconds left in the game.

- Franklin became just the second Tech player to foul out this season, Jordan Meka, who replaced Franklin for the final 11 seconds, fouled out of the Dec. 17 game against Alabama State.

- Nine or more Yellow Jackets have taken the court in 16 of 23 games. Tech ranks No. 93 in the nation this season in bench minutes (34.4 pct.), and only one other Josh Pastner Tech team has seen its reserves play more. At NC State, however, Tech's four reserves played a total of 14 minutes. All five starters were on the court for more than 36 minutes each.

- Tech has averaged 24.4 three-point attempts in ACC games, trying at least 20 in every game except Virginia (16). The Jackets are fourth in the ACC in highest 3PA/FGA rate (40.9 percent according to KenPom) and sixth in average number of attempts over the entire season (22.2).

- Tech's 44.1-percent success rate from the floor was its best since it connected on 44.4 percent against Virginia on Dec. 31, a span of 10 games. Its 33.3-percent conversion on three-pointers (8-of-24) was the Jackets' best since Jan. 14 vs. Pitt (41.4 pct., 12-of-29). Still, Tech has made just 30 percent of its threes in ACC play, and 24.3 percent over its last six games.

- Tech outshot an opponent from the floor (44.1 pct. to NC State's 41.9 pct.) for the first time since Jan 4 vs. Miami, and lost for the first time this season when doing so. Tech is 1-14 this season when the opponent makes a higher percentage of its field goal attempts, 7-1 when it has a better percentage.

- Tech is 6-1 this season when scoring 70 or more points (1-0 in the ACC), 2-14 when failing to reach 70. The Jackets have reached 70 points in ACC play only against Miami and Notre Dame.

- Tech went 4-for-6 from the foul line at NC State and has hit just 39-of-68 over its previous seven games. The Jackets have scored 14.6 percent of their points from the foul line this season, last in the ACC.

- Tech has assisted on 55.6 percent of their field goals in ACC games, sixth-best in the ACC.

- Tech's bench scored no points (0-for-4 FG) for the first time this season. The Jackets dropped to No. 2 in in the ACC in bench scoring (20.1 points per game).

Player Updates

- Miles Kelly** has led Tech in scoring seven times this season, and did so against NC State (17 points) for the first time since Jan. 4 against Miami, Tech's only ACC win.

- Kelly has scored 33 points in his last two games (16 at Louisville Wednesday night), his best back-to-back games since scoring 20 against Miami on Jan. 4 and 16 on Jan. 7 at Florida State.

- Center **Ja'von Franklin** filled up the stat sheet with 16 points and eight rebounds, as well as five assists and five blocked shots, both of which were career highs. The 16 points were one shy of his season best. He is the only Tech player to reach those totals in the same game dating back to 2010-11 (Sports-Reference.com).

- Franklin has blocked eight shots in his last two games and ranks fifth in the ACC at 1.59 per game.

- Franklin has averaged 10.5 points and 6.8 rebounds over Tech's last four games, hitting 19-of-32 from the floor in that stretch.

- Away from McCamish Pavilion this season, Franklin has averaged 9.2 points, 7.1 rebounds, 1.8 blocked shots and 1.9

A Make-or-Miss Game

Georgia Tech's offensive rankings vs. the ACC under Josh Pastner (ACC regular season games only)

Year	PPG	FG Pct.	3pt FG Pct.
2022-23	61.4 (15)	.390 (15)	.300 (14)
2021-22	66.0 (12)	.428 (10)	.325 (11)
2020-21	71.8 (6)	.482 (2)	.360 (3)
2019-20	69.9 (9)	.462 (2)	.341 (6)
2018-19	60.7 (15)	.426 (8)	.306 (12)
2017-18	63.6 (14)	.419 (12)	.312 (15)
2016-17	65.1 (14)	.434 (14)	.309 (15)

assists per game. He has hit 54.5 percent of his shots from the floor (36-of-66).

- Kyle Sturdivant's** 30 points in his last two games (17 at Louisville, 13 at NC State) is his best back-to-back effort of the season. He played more than 37 minutes in each game, hit 10-of-26 shots from the floor, 5-of-15 from three-point range, dished eight assists and grabbed eight rebounds.

- Lance Terry** returned from a four-game injury absence (hamstring) to score 10 points (4-of-9 FG) in more than 38 minutes at NC State. He has seven double-figure scoring games this season and is Tech's second-leading scorer in ACC games (9.3 ppg).

- Tech's sophomore trio of **Deebo Coleman**, **Miles Kelly** and **Jalon Moore** rank 1-2-3 on the Yellow Jackets' scoring chart. They have accounted for 45.6 percent of the team's total points this season (47.7 percent in ACC games) and have taken 43.9 percent of the shots from the floor (46.4 percent) in ACC games.

- Tech guards **Kelly**, **Coleman** and **Lance Terry**, the Yellow Jackets' most frequent three-point shooters, have combined to hit 33.5 percent in all games, 32.7 percent in ACC games.

General Storylines

- 108th season** - Georgia Tech is playing its 108th season of basketball in 2022-23, having compiled an all-time on-court record of 1,430-1,302 (22 wins and one loss from the 2016-17 and 2017-18 seasons were vacated by the NCAA Committee on Infractions).

- Tech in the ACC** - Tech is playing its 44th season as a member of the Atlantic Coast Conference, having won the conference championship in 1985, 1990, 1993 and 2021. Prior to that, Tech competed in the Metro Conference for three seasons from 1975-78, was an independent from 1964-75, and was a member of the Southeastern Conference for 32 years from 1932-64, winning one title in 1938.

- Tech is playing its seventh season under head coach Josh Pastner, who has built the Tech program based on a "get old and stay old" philosophy, elevating the talent level incrementally through ever-improving high school recruiting and attracting transfers who went to high school in the Atlanta area.

- Tech was projected to finish last in the ACC standings by a vote of the conference's official media panel before the season. Last season, Tech was projected to finish 10th and wound up 14th, the first time under Pastner that the Yellow Jackets finished below projections. In the prior three seasons, the Jackets surpassed expectations, having been picked to finish 13th, 12th and ninth, respectively, before eventually finishing 10th, fifth and fourth in the regular season.

- Tech's eight returning scholarship players from 2021-22 combined to start 100 games in 2021-22, and logged 53.8 percent of the minutes played.

- Four seniors, all rotation players, completed their Tech careers in 2021-22 and graduated in May. **Michael Devove** (Ontario c/ippers/G League) and **Jordan Usher** (Turkey) are playing professional basketball. **Khalid Moore** (Fordham) and **Bubba Parham** (Samford) elected to pursue graduate transfer

TECH NOTEBOOK

Tech Highs and Lows Under Josh Pastner

Longest winning streak: 8 games (2020-21)
Longest ACC winning streak: 8 games (2020-21)
Longest ACC home winning streak: 11 games (last 6 home games of 2019-20, first 5 of 2020-21, program record)
Longest losing streak: 9 games (2022-23)
Longest ACC losing streak: 9 games (2022-23)
Most points scored in a game: 120 vs. Georgia State (4ot), 11/25/20
Most points scored in a game (regulation): 103 vs. Clayton State, 1/23/2022
Most points scored - ACC game: 96 at North Carolina, 1/4/2020
Fewest points scored in a game: 42 vs. Clemson, 2/6/2019
Fewest points scored - ACC game: 42 vs. Clemson, 2/6/2019
Most points allowed in a game: 123 vs. Georgia State (4ot), 11/25/2020
Most points allowed in a game (regulation): 110 at Duke, 1/4/2017
Most points allowed - ACC game: 110 at Duke, 1/4/2017
Fewest points allowed in a game: 40 vs. Florida A&M, 12/9/2018
Fewest points allowed - ACC game: 51 vs. Syracuse, 1/31/2018
Largest margin of victory: 50 vs. Clayton State (103-53), 1/23/2022
Largest margin of victory - ACC game: 27 at Miami (87-60), 2/20/2021
Largest margin of victory - road game: 27 at Miami (87-60), 2/20/2021
Largest margin of victory - ACC road game: 27 at Miami (87-60), 2/20/2021 (program record)
Largest losing margin: 53 (110-57) at Duke, 1/4/2017
Largest losing margin at home: 43 (86-43) vs. Duke, 1/29/2023
Largest losing margin - ACC game: 53 at Duke, 1/4/2017
Most points allowed in a win: 83 at North Carolina (96-83), 1/4/2020
Most points scored in a loss: 120 vs. Georgia State (4 ot), 11/25/2020
Most points scored in a loss (regulation): 81 vs. Wright State, 12/22/2017
Fewest points scored in a win: 52 vs. Northwestern (52-51), 11/28/2017
Fewest points allowed in a loss: 52 vs. Virginia Tech (52-49), 1/9/2019
Largest deficit overcome to win a game: 17 vs. Notre Dame (1stH-6:47), 2/6/2021
Largest 2nd-half deficit overcome to win a game: 10 vs. Georgia Southern (19:42), 11/26/2021
Largest deficit overcome to win a road game: 15 (4:01-1st) at NC State, 11/5/2019
Largest lead given up in a loss: 16 (15:06-2nd half) vs. St. John's, 12/1/2018
Largest 2nd-half lead given up in a loss: 16 (15:06-2nd half) vs. St. John's, 12/1/2018
Highest FG pct.: 60.7 (34-56) at Georgia, 11/19/2021
Highest FG pct. - ACC game: 59.5 (25-42) at Syracuse, 1/12/2019
Lowest FG pct.: 27.1 (16-59) vs. Florida State, 2/16/2019
Lowest FG pct. - ACC game: 27.1 (16-59) vs. Florida State, 2/16/2019
Highest 3-pt pct.: 62.5 (10-16) at NC State, 1/15/2017; (15-24) vs. Clayton State, 1/23/2022
Highest 3-pt pct. - ACC game: 62.5 (10-16) at NC State, 1/15/2017
Most 3-pt FG: 16 vs. Clemson, 1/20/2021
Most 3-pt FG - ACC game: 16 vs. Clemson, 1/20/2021
Lowest 3-pt pct.: 9.1 (1-11) vs. Clemson, 2/1/2017
Lowest 3-pt pct. - ACC game: 9.1 (1-11) vs. Clemson, 2/1/2017
Highest FG pct. allowed: 59.3 (32-54) at Florida State, 1/24/2018; (32-54) Notre Dame, 2/6/2021
Highest FG pct. allowed - ACC game: 59.3 (32-54) at Florida State, 1/24/2018; (32-54) Notre Dame, 2/6/2021
Lowest FG pct. allowed: 21.6 (16-74) vs. Elon, 11/11/2019
Lowest FG pct. allowed - ACC game: 28.2 (20-71) vs. Florida State, 1/25/2017
Highest 3-pt pct. allowed: 60.0 (12-20) at Louisville, 2/8/2018
Highest 3-pt pct. allowed - ACC game: 60.0 (12-20) at Louisville, 2/8/2018
Lowest 3-pt pct. allowed: 6.7 (1-15) at Hawaii, 11/25/2019
Lowest 3-pt pct. allowed - ACC game: 9.5 (2-21) vs. Duke, 1/26/2019
Highest FT pct.: 95.2 (20-21) vs. Coppin State, 12/27/2017
Highest FT pct. - ACC game: 91.3 (21-23) vs. Pittsburgh, 2/14/2021
Lowest FT pct.: 0.0 (0-3) vs. Pittsburgh, 1/14/2023
Most free throws made: 41 vs. Georgia State, 11/25/2020
Most free throws attempted: 59 vs. Georgia State, 11/25/2020 (program record)
Fewest free throws made: 0 (3 attempts) vs. Pittsburgh, 1/14/2023
Most assists: 29 vs. Kennesaw State, 12/28/2018
Fewest assists: 5 at Georgia, 12/19/17, at Tennessee, 11/13/2018, at Florida State, 2/2/2019, vs. Boise State, 12/22/2019; vs. USC, 12/18/2021
Most turnovers: 24 vs. Arkansas, 11/25/2019; Ball State, 12/18/2019; LSU, 12/11/2021
Fewest turnovers: 5 at Notre Dame, 2/1/2020; vs. Utah, 11/21/2022; Alabama State, 12/17/2022; at Louisville, 2/1/2023
Most blocked shots: 16 vs. Southern, 11/14/2016 (Tech record)
Most steals: 15 vs. North Carolina, 12/31/2016; at Syracuse, 1/13/2019; vs. Kentucky, 12/6/2020; vs. Florida State, 3/13/2021

opportunities for their final season of eligibility.

Jackets At-A-Glance

Georgia Tech returned eight players who logged significant playing time during 2021-22, as it looked to replace the scoring punch of of **Michael Devoe** and **Jordan Usher**, who combined to average more than 32 points per game in the Yellow Jackets' 12-20 campaign.

Among the eight key letterwinners returning are two starters from the 2021-22 squad, both seniors in 6-3 point guard **Kyle Sturdivant** (7.6 ppg, 2.3 apg) and 6-11 center **Rodney Howard** (6.5 ppg, 5.1 rpg), as well as the backup point guard, 6-1 junior **Deivon Smith** (5.7 ppg, 2.0 apg) and a rising trio of sophomore perimeter players in 6-6 **Dallan "Deebo" Coleman** (6.2 ppg), 6-6 **Miles Kelly** (4.5 ppg) and 6-7 **Jalon Moore** (2.8 ppg). Junior 6-2 guard **Tristan Maxwell** and 6-8 junior forward **Jordan Meka** return to provide additional depth.

Pastner and his staff augmented the eight returnees with a pair of transfers in 6-2 guard **Lance Terry** (14.3 ppg at Gardner-Webb) and 6-7 forward **Ja'von Franklin** (12.2 ppg, 7.8 rpg at South Alabama), and over the summer signed a pair of international players - 6-8 forward **Freds Pauls Bagatskis** from Latvia and 7-foot center **Cyril Martynov** of Canada.

Program Trends

- **Less experienced** - According to KenPom.com, Tech ranks No. 266 nationally in Division I experience (average 1.51 years per player) and No. 140 in minutes continuity (47.5 percent), a measure of playing minutes from 2021-22 carrying over to 2022-23. That's significantly lower than last season - No. 162 (average 1.99 years per player) and No. 149 in minutes continuity (52.3 percent), and far below the ACC Championship team of 2021 - No. 4 (2.54 years) and 10 (75.2), respectively.
- **Two fouls in the first half?** No problem. Georgia Tech ranks No. 4 in the nation in two-foul participation at 53.8 percent, a measure of percentage of available minutes played by players with two fouls. No power conference teams rank higher. Tech has ranked No. 6 in the or higher each of the last five years, leading the nation in this category in 2020 and 2021.
- **Bench minutes** - Josh Pastner has expanded his rotation in the last two seasons, ranking No. 93 in minutes played by its reserves (34.4 percent) this season, after coming in at No. 239 (28.4 percent) in 2021-22. Tech's minutes have been spread more evenly than at anytime in Pastner's tenure, with only one player averaging 30 minutes, and nine averaging 11 or more minutes per game.

Pastner's Key Metrics

- **Assists to made field goals:** The Jackets have assisted on 52.4 percent of their field goals this season (55.6 percent in ACC games), and ranks No. 116 in the nation, according to KenPom.com. Tech has been as high as 50 percent in 13 games. Tech's nightly goal is to assist on 60 percent of its made field goals, which Tech has met five times this season.
- **Free throws made to opponents' attempts:** Tech went 4-of-6 from the free throw line to NC State's 13-of-17. Tech's goal each night is to make more free throws than the opponent attempts, which it has done in four games. This season, Tech has scored 9.8 points per game from the foul line, just 7.6 per ACC game. Tech has been outscored at the stripe by 5.6 points per ACC game. The Yellow Jackets have scored 14.5 percent of their points at the stripe, No. 325 in the nation according to KenPom.com.
- **Turnovers:** Tech has a minus-0.3 turnover margin this season, and has won the turnover battle 11 times in 23 games (three ties), primarily because opponents are committing an average of just 11.3 per game. The Jackets are minus-2.5 in ACC games (ACC foes have turned the ball over just 10.2 times per game). Tech's target is 11 or fewer each night, which it has met 14 times this season (compared to 13 times last season).

Scoring Improvement

Freshman year to sophomore year

Player	+PPG	From	To
Brook Steppe	12.4	6.5 (1978-79)	18.9 (1979-80)
Anthony Morrow	10.3	5.7 (2004-05)	16.0 (2005-06)
Miles Kelly	8.8	4.5 (2001-02)	13.3 (2022-23)
Roger Kaiser*	8.1	14.7 (1958-59)	22.8 (1959-60)
Malcolm Mackey	8.0	7.3 (1989-90)	15.3 (1990-91)
Gani Lawal	7.9	7.2 (2007-08)	15.1 (2008-09)
Matt Harpring	6.5	12.1 (1994-95)	18.6 (1995-96)
Michael Devoe	6.3	9.7 (2018-19)	16.0 (2019-20)
James Forrest	6.2	13.3 (1991-92)	19.5 (1992-93)
Pete Silas*	6.2	11.6 (1950-51)	17.8 (1951-52)
Rich Yunkus*	6.0	24.1 (1968-69)	30.1 (1969-70)
Alvin Jones	5.9	6.8 (1997-98)	12.7 (1998-99)
Brian Oliver	5.3	7.1 (1986-87)	12.6 (1987-88)
B.J. Elder	5.1	9.9 (2001-02)	15.0 (2002-03)

**Sophomore to junior year (ineligible as freshman)*

Under Pastner, when Tech has committed fewer turnovers than its opponent, it is 55-39. When it has committed more, it is 43-60.

- **Guard rebounding:** Tech's perimeter players grabbed 18 of its 27 defensive rebounds against NC State and has taken 386 of 563 for the season (68.5 percent), compared to 77.1 percent of the total defensive rebounds last season.

Early Development

The 2021-22 season represented the most extensive college experience that most of the players on Georgia Tech's roster had accumulated. Of the 12 players who saw rotation minutes for Georgia Tech, only seniors **Michael Devoe**, **Jordan Usher**, **Khalid Moore** and **Bubba Parham** had extensive experience entering the season, and all have graduated.

Tech ranks No. 266 in the nation in Division-I experience (1.51 years on average) according to KenPom.com, a metric that takes into account the players' class weighted by minutes played in previous seasons. That ranks 13th in the ACC. Only Syracuse, Duke and Louisville have less experience by that measurement.

Notre Dame (3), Virginia (4), Pittsburgh (18), North Carolina (25), Miami (28), NC State (49) and Wake Forest (59) all have D-I experience averages above 2.5 years.

Tech's top eight returning players combined to start 69 games last season, **Kyle Sturdivant** and **Rodney Howard** combined for 53 of those starts after having started a total of 12 games previously.

Incoming transfers **Ja'von Franklin** and **Lance Terry** started 31 games each last season at South Alabama and Gardner-Webb, respectively, but only six combined before that. They represent the top two career scorers on the Yellow Jackets roster - Terry beginning the season with 598 points and Franklin with 419. Sturdivant was Tech's top returning scorer with 376.

Two-point (guard) conversion

Kyle Sturdivant and **Deivon Smith** split the point guard duties nearly evenly in 2021-22 in the wake of the departure of Jose Alvarado, with Sturdivant making 28 starts. Both started together in the first five games this season, but have split minutes for the most part since then.

They have combined for 142 assists against 69 turnovers, better than 2-to-1, and have combined to score 15 points and record 6.2 assists per game.

Last season, seldom playing together, they combined to average 11.9 points and 3.8 assists over 32 games, while compiling a 121:80 assist/turnover ratio. Sturdivant started 28 games, while Smith started five.

Smith missed the last six games of the 2021-22 season under concussion protocols. Sturdivant averaged more than 32

TECH NOTEBOOK

The Last Time a Jacket...

Scored 30 or more points:

Jordan Usher, 30 vs. Boston College, 3/5/2022

Led Tech in scoring off the bench:

Tristan Maxwell, 10 vs. Duke, 1/28/2023

Grabbed 15 or more rebounds:

Moses Wright, 16 vs. Syracuse, 2/27/2021

Had 10 or more assists:

Josh Heath, 10 vs. NC State, 1/15/2017

Had a double-double:

Deivon Smith (11 pts/10 reb) at Clemson, 1/24/2023

Played 40 minutes in regulation:

Deebo Coleman vs. Syracuse, 1/21/2023

Played every minute of an overtime game:

Jose Alvarado (45 minutes/1 OT) vs. Duke, 3/2/2021

Played every minute of a multiple-OT game:

Matt Harpring (50 minutes/2 OT) vs. North Carolina, 2/9/1998

The Last Time the Jackets...

Scored 100 or more points:

vs. Clayton State (103-53) on 1/23/2022

Scored 100 or more points in regulation:

vs. Clayton State (103-53) on 1/23/2022

Scored 100 or more points in consecutive games:

vs. Jackson State (100-70) on 11/13/2006, Georgia State (103-74) on 11/16/2006

Scored 100 or more points twice in one season:

vs. Cornell (116-81), 11/13/2015, Green Bay (107-77) on 11/19/2015

Allowed 100 or more points:

vs. Georgia State (120-123) on 11/25/2020

Allowed 100 or more points in regulation:

vs. Duke (110-57) on 1/4/2017

Shot 60 percent or better:

.607 (34-56) at Georgia, 11/19/2021

Failed to make a three-point basket:

0-for-12 vs. Virginia, 1/22/2015

Did not allow a three-point basket:

0-for-11 vs. Pittsburgh, 3/5/2016

Failed to make a free throw:

0-for-3 vs. Pittsburgh, 1/14/2023

Grabbed 50 or more rebounds:

52 vs. Clayton State, 11/7/2022

Multiple players had a double-double:

Ja'von Franklin (12 pts/12 reb) and Deivon Smith (16 pts/10 reb) at Notre Dame, 1/10/2023

Multiple players had 10 or more rebounds:

Rodney Howard (10) and Jordan Usher (13) at Syracuse, 2/21/2022

Had 25 or more assists:

25 vs. Alabama State, 12/17/2022

Blocked 10 or more shots:

10 vs. Northern Illinois, 11/17/2022

Had 15 or more steals:

15 vs. Florida State, 3/13/2021

Had fewer than 10 turnovers:

5 at Louisville, 2/1/2023

Had 5 or more players in double-figures in points:

Tristan Maxwell (18), Jalon Moore (15), Kyle Sturdivant (13), Lance Terry (13), Rodney Howard (11), Miles Kelly (10) vs. Alabama State, 12/17/2022

Had 6 players in double-figures in points:

Tristan Maxwell (18), Jalon Moore (15), Kyle Sturdivant (13), Lance Terry (13), Rodney Howard (11), Miles Kelly (10) vs. Alabama State, 12/17/2022

Had two or more players score 20 points:

Lance Terry (24), Miles Kelly (20) vs. Miami, 1/4/2023

Had three or more players score 20 points:

Michael Devoe (22), Jordan Usher (21) and Moses Wright (21) vs. Clemson, 1/20/2021

Had no player score 10+ points:

Virginia (57-28 loss), 1/22/2015

Allowed no player to score 10+ points:

Hawaii (73-40 win), 12/25/2019

Had no player play 30 minutes:

vs. Alabama State (96-60 win), 12/17/2022

Won by 30 or more points:

Alabama State (96-60), 12/17/2022

Won by 40 or more points:

Kentucky State (98-50), 1/30/2010

Won by 50 or more points:

Clayton State (103-53), 1/23/2021

Lost by 30 or more points:

at Notre Dame (90-56), 2/26/2022

Played an overtime game:

Notre Dame (lost 73-72), 1/10/2023

Defeated a Top 10 team:

#5/5 Louisville (64-58), 2/12/2020

Defeated a Top 25 team:

#15/13 Florida State (80-75), 3/13/2021

Defeated a Top 10 team on the road:

#177 Syracuse (67-62), 3/4/2014

Defeated a Top 25 team on the road:

#16/15 Virginia Tech (69-53), 2/23/2015

Had a game postponed (subsequently rescheduled and played):

Syracuse, 12/29/2021 (COVID), played on 2/21/2022

Had a game cancelled:

Alabama A&M, 12/23/2021 (COVID)

minutes in in Smith's absence.

Sophomore Boost

Georgia Tech's sophomore class - Miles Kelly, Deebo Coleman and Jalon Moore - who comprised a 2021 signing class ranked 28th in the nation, are expectedly developing into the core group for the Yellow Jackets.

They currently occupy the top three spots in scoring on the Jackets' stat sheet, accounting for 45.6 percent of the team's points (47.7 percent in ACC games). They have combined for 43.9 percent of the shots taken from the floor (46.4 percent in ACC games).

Coleman, a Memphis native who was named Mr. Basketball in the state of Florida following his senior year at West Nassau HS, is the highest rated prospect (No. 48) to sign with the Yellow Jackets under Josh Pastner, Kelly, a Stone Mountain, Ga., native who attended Hargrave Military Academy in Virginia following high school, was rated No. 87. Moore was a 3-star prospect out of Birmingham, Ala., ranked No. 120.

Kelly's Leap

The player who has taken the biggest leap from one year to the next this season for Georgia Tech is undoubtedly sophomore Miles Kelly. The 6-6 guard has emerged as one of the ACC's better scorers and one of its top three-point shooters.

Only three players in Tech history have managed to increase their scoring averages by 10 or more points year-over-year, and Kelly is within a reasonable range of becoming the fourth, having raised his norm by 8.8 points from his freshman season.

Kelly's points-per-game improvement in his scoring average is the fourth-best in the ACC this season.

He also currently has the third-highest scoring increase among Tech sophomores from their freshman seasons.

DOUBLE-DIGIT SCORING IMPROVEMENT*

Player	+PPG	From	To
Brook Stepp	12.4	6.5 (1978-79)	18.9 (1979-80)
Ben Lammers	10.3	3.6 (2015-16)	14.2 (2016-17)
Anthony Morrow	10.3	5.7 (2004-05)	16.0 (2005-06)
Miles Kelly	8.8	4.5 (2001-02)	13.3 (2022-23)

*from one season to next

Wire-to-Wire

Though he employed a tight playing rotation in his first five seasons at Georgia Tech, reminiscent of the way Bobby Cremins coached the Yellow Jackets over his 19 seasons, head coach Josh Pastner has expanded his rotation since the beginning of last season, utilizing nine players on a regular basis, sometimes 10, reflecting deeper talent on the Tech roster.

Only one of Pastner's Tech teams has ranked higher in bench minutes than this year's squad - No. 93 nationally at 34.4 percent, and Tech's rate is above the national average for the second time in Pastner's tenure.

Tech's minutes have been spread more evenly this season than at anytime in Pastner's term; only two players average as many as 30 minutes per game, and nine average more than 11.

Only twice has a Yellow Jacket played all 40 minutes of a game this season (Lance Terry vs. Miami, Deebo Coleman first meeting vs. Syracuse). Miles Kelly is the highest ranked Tech player in usage rate (78.6 pct., No. 344 nationally), according to KenPom.com. For comparison, Jose Alvarado had a 90.5-percent usage rate and ranked 24th nationally in 2020-21, and Michael Devoe had an 82.5-percent usage rate and ranked No. 188 last season.

Also, Tech's bench has contributed more points than its opponent in 12 of 23 games this season, and ranks No. 2 in the ACC in that stat at 20.1 points per game.

BENCH MINUTES UNDER PASTNER

Year	Pct.	Nat'l Rank	Natl Avg.
2022-23	34.4	93	30.9
2021-22	28.4	239	30.7
2020-21	20.1	336	31.0
2019-20	26.5	267	30.3
2018-19	33.5	89	30.3
2017-18	30.1	210	31.5
2016-17	24.6	323	31.9

Extending its Range

Georgia Tech has lived and succeeded by playing excellent defense during its time under Josh Pastner, and also has steadily improved offensively over that time as the Yellow Jackets acquired better outside shooters.

Tech has posted its highest national rankings the last two-plus seasons in both percentage of field goal attempts taken from beyond the three-point arc and in percentage of points scored on three-pointers.

3-POINT RELIANCE UNDER PASTNER

Percentage of 3FA/FGA according to KenPom.com and percentage of points scored from 3-point FG

Year	3PA/FGA	Rank	%Points	Rank
2022-23	36.7	209	31.2	177
2021-22	34.6	251	30.5	204
2020-21	36.4	202	29.6	205
2019-20	29.6	324	22.5	336
2018-19	33.4	303	25.3	326
2017-18	27.7	335	22.3	336
2016-17	24.6	349	20.1	345

Assisted Living

Georgia Tech coach Josh Pastner preached and prodded his Yellow Jackets on ball and player movement and hard cutting from the first time he got his team on the practice court. His primary measuring stick on how well the Jackets perform offensively is their ratio of assists to made field goals.

Until the current season, Tech has consistently been above the national average and maintained a high rate in ACC games. The Yellow Jackets finished the 2021-22 season ranked No. 122 at 53.1 percent. The Jackets finished the 2020-21 season No. 53 nationally at 57.1 percent and held the second-highest mark in ACC games only (58.8 pct.).

Tech has improved its assist/made FG ratio in conference play this year, assisting on 55.6 percent of made field goals this season (No. 6 in the ACC).

Tech's top assists-to-made field goals ratios: 1987-88 - 68.3; 1988-89 - 65.9; 1986-87 - 65.8; 1992-93 - 65.0; 1985-86 - 64.8; 2000-01 - 62.9; 1999-00 - 62.9; 2016-17 - 62.6.

ASSISTS TO MADE FG UNDER PASTNER

Year	A/FGM	Nat'l Rank	Natl Avg.	Vs. ACC
2022-23	52.7	133	51.2	55.6
2021-22	53.1	122	50.9	53.1
2020-21	57.1	53	51.8	58.8
2019-20	53.3	139	51.5	58.0
2018-19	57.4	46	51.9	56.4
2017-18	54.3	119	52.3	53.9
2016-17	62.4	13	52.4	63.2

Build the Wall

Due to its ability to play creative versions of both zone and man-to-man to keep opponents off-balance, Georgia Tech has been able to rely on its mixture of defenses to win games over Josh Pastner's tenure at Tech.

Tech, which lacks frontcourt size (only one rotation player taller than 6-8), currently sits at No. 150 (104.1 points per 100 possessions), according to KenPom.com, its lowest ranking and highest efficiency rating since the website began tracking in

TECH NOTEBOOK

Tech in the NBA / G League

Player (years at Tech)	Team
Jose Alvarado (2017-21)	New Orleans Pelicans
James Banks III (2018-20)	Texas Legends
Michael Devoe (2018-22)	Ontario Clippers
Derrick Favors (2009-10)	free agent
Josh Okogie (2016-18)	Phoenix Suns
Thaddeus Young (2006-07)	Toronto Raptors
<i>*waived by Houston prior to the beginning of the season</i>	

Tech Alumni Elsewhere

Player (years at Tech)	Current/Most Recent Team
Tony Akins (1998-2002)	SK Knights (South Korea)
Brandon Alston (2017-19)	Batumi (Georgian Superleague)
Alade Aminu (2005-09)	Gigantes de Carolina (Puerto Rican BSN)
Will Bynum (2004-06)	Bivouac/Big 3 (USA)
Demarco Cox (2014-15)	Quimper (France)
Mouhammad Faye (2006-08)	Promithias (Greece)
Marcus Georges-Hunt (2012-16)	Kuwait (Kuwait DI)
Dion Glover (1997-99)	Bivouac/Big 3 (USA)
Trae Golden (2013-14)	Bahcesehir Koleji Istanbul (Turkey)
Abdoulaye Gueye (2014-19)	Samsunspor (Turkish BTL)
Josh Heath (2014-17)	Leuven Bears (Belgium)
Evan Jester (2018-20)	Team Miami (Eurobasket S League)
Tadic Jackson (2014-18)	Sentjurj (Slovenia)
Ben Lammers (2014-18)	ALBA Berlin (Germany)
Gani Lawal (2007-10)	Rina Basket (Russia Superleague 1)
Anthony McHenry (2001-05)	Shinshu BW (Japan)
Daniel Miller (2009-14)	Levanga Hokkaido Sapporo (Japan)
Charles Mitchell (2014-16)	Obera (Argentinian La Liga)
Anthony Morrow (2004-08)	Bivouac/Big3 (USA)
Zachery Peacock (2006-10)	FOS Provence (France)
Shembari Phillips (2018-20)	Baskets Koblenz (Germany)
Glen Rice, Jr. (2009-12)	Power (Big3)
Robert Sampson (2013-15)	Tokyo HT (Japan B3 League)
Avi Schafer (2017-19)	Mikawa Sea Horses (Japan)
Adam Smith (2015-16)	Bilbao (Spain)
Jeremis Smith (2004-08)	Biqua (Uruguay)
Jordan Usher (2019-22)	Besiktas Basketbol (Turkey)
James White (2015-16)	Mauricio Baez (Dominican Republic)
Moses Wright (2017-21)	Zhejiang Golden Bulls (China)

Former Tech Players in Coaching

Player (years at Tech)	Current Position
Kenny Anderson (1989-91)	Fisk University HC
Ty Anderson (2006-09)	Wofford AC
Rod Balanis (1990-94)	Howard AC
Anthony Byrd (1981-84)	Knightdale (N.C.) HS HC
Shaun Fein (1999-2001)	L.A. Clippers AC
Jarrett Jack (2002-05)	Phoenix Suns AC
Winston Neal (1999-01)	Columbia State (Tenn.) HC
Fred Vinson (1992-94)	New Orleans Pelicans AC
Mfon Udofia (2009-13)	College Park (G League) AC

Former Tech Coaches in Coaching

Coach (years at Tech)	Current Position
Amir Abdur-Rahim (2011-12)	Kennesaw State HC
Sherman Dillard (1988-94)	Iowa AC
Chad Dollar (2011-16)	Cincinnati AC
Bruce Evans (2012-16)	North Florida AC
Brian Gregory (2011-16)	South Florida HC
Tavaras Hardy (2016-18)	Loyola-Maryland HC
Paul Hewitt (2000-11)	Ontario (G League) HC
Chris Kreider (2007-09)	SMU AC
Daryl LaBarrie (2010-11, 2016-18)	Ontario (G League) AC
Robert McCullum (2010-11)	Florida A&M HC
Mamadou N'Diaye (2014-16)	Central Florida AC
Billy Schmidt (2011-14)	Chicago Bulls AC
Cliff Warren (2000-05)	SMU AC
Charlton Young (2005-09)	Florida State AC

1997.

Tech also ranks No. 2 in the ACC in three-point percentage defense and ranked No. 50 nationally,

ACC ALL-DEFENSIVE TEAM PLAYERS UNDER PASTNER

2017	Ben Lammers, C (Defensive Player of the Year)
2018	Ben Lammers, C
2019	James Banks III, C
2020	James Banks III, C
2021	Jose Alvarado, G; Moses Wright, C (Defensive POY)

Building Depth

The upward progress of Georgia Tech's program is evident in the development of its recruiting classes under head coach Josh Pastner, each of whom has played significant minutes and made significant contributions on the ACC level. Though not highly-rated in terms of rankings, the players have a wide range of skills and have developed into consistent conference-level performers for the next couple of years.

Evidence of that is apparent in the fact that Pastner has consistently played eight to 10 players in his rotation during the 2021-22 season after generally keeping Tech's rotation to no more than seven or eight in his first five seasons. Eight Yellow Jackets averaged double-digit minutes in ACC play this season.

a. The 2017-18 class of Jose Alvarado, Evan Cole and Moses Wright combined to start 205 games (Cole graduated and transferred after the 2020-21 season). Alvarado and Wright started every game of the 2020-21 season (except for the NCAA Tournament game against Loyola which Wright missed) and were the Jackets' top two scorers and played the most minutes. Wright became Georgia Tech's first ACC Player of the Year since 1990, and Alvarado was named the ACC's Defensive Player of the Year.

b. The 2018-19 class of Michael Devoe, Khalid Moore and Kristian Sjolund combined to start 213 games (Sjolund redshirted before transferring to UTEP after the 2019-20 season). Devoe started 106 games over his four seasons, was the Jackets' No. 3 scorer in 2020-21 and No. 1 in 2021-22, was named the ACC Tournament MVP in 2021 and third-team All-ACC in 2021-22. Moore started 63 games in his career and was a key contributor in ways that don't always show up in the box score.

c. James Banks III, who transferred from Texas, and Jordan Usher, a transfer from Southern California, started 54 games, contributed 17.7 points, 12.0 rebounds and played 56.2 minutes per game in 2019-20. Banks moved on to play professionally and is in the G League with the Dallas Mavericks affiliate in Texas, while Usher started all but one game over two-plus seasons and was the Jackets' No. 2 scorer in 2021-22.

d. Next up - Tech's 2021 signing class of Deebo Coleman, Miles Kelly and Jalon Moore, a class ranked as high as No. 28

Offense/Defense Under Pastner

Source: KenPom.com (Nat'l rank in parentheses)

Year	Tempo	Off. Eff.	Def. Eff.
2022-23	66.6 (214)	101.3 (262)	104.1 (151)
2021-22	68.0 (117)	100.4 (225)	99.2 (110)
2020-21	67.3 (223)	113.7 (22)	96.2 (68)
2019-20	70.0 (88)	103.0 (171)	91.8 (16)
2018-19	66.8 (225)	101.7 (228)	96.5 (43)
2017-18	66.1 (227)	103.6 (197)	98.7 (61)
2016-17	68.2 (179)	100.0 (259)	91.0 (6)

nationally, served notice as the core of the team the next few years, They combined to average 40 minutes and 8.3 points per game in 2021-22, and are averaging 83 minutes and 33.7 points per game combined this season.

Five-Star Player Development

Notable player development successes over the past four seasons include Josh Okogie, Ben Lammers, Tadic Jackson, Abdoulaye Gueye, James Banks III, Jose Alvarado, Moses Wright and Michael Devoe, who maximized their skill sets and their production under the current coaching staff.

Josh Okogie went from being ranked 11th in the state as a HS senior to a first-round NBA draft pick. Gueye, a 6-9 forward, developed from a project player into an ACC-level contributor in the first two seasons with the current staff, and is now in his fourth season with the Minnesota Timberwolves. Graduate transfer Brandon Alston had similar statistical numbers at the ACC level as he compiled in two seasons at Lehigh, and is now playing professionally overseas.

James Banks III, a 6-10 center, made the ACC's All-Defensive team twice in two years and finished his career No. 8 in blocked shots at Tech. Wright blossomed at the end of the 2018-19 season and doubled his scoring and rebounding averages in 2019-20 over his sophomore year, doubled again his senior year and was named the ACC Player of the Year. Devoe added more than six points to his scoring average and ranked among the top five in the ACC in field goal and three-point percentage.

Jose Alvarado, a three-star guard out of Brooklyn, N.Y., who started as a freshman, improved his scoring, shooting and ballhandling every year as a Yellow Jacket, finishing his career with 1,429 points and ranking among the top 10 in Tech history in assists, steals and three-point field goals. He became the ACC's Defensive Player of the Year and a second-team All-ACC choice in 2021, and is now on the roster of the NBA's New Orleans Pelicans.

Moses Wright, an unheralded and unrated prospect from Raleigh, N.C., became a stalwart in the Tech lineup as a junior

Tech All-Time vs. the ACC

Opponent	Overall	in ACC	Tourney	In McCamish Pavilion	In Opponent Current Venue	Current Streak
Boston College	18-12	14-11	1-3	4-1	5-6	Won 4
Clemson	67-77	39-54	4-1	6-5	9-42	Lost 3
Duke	24-77	20-65	3-7	1-5	5-38	Lost 2
Florida State	32-45	22-31	1-2	3-3	9-18	Lost 1
Louisville	14-26	1-10	0-1	1-4	0-5	Lost 4
Miami	13-16	11-15	1-1	3-4	4-7	Won 1
North Carolina	27-72	25-58	5-4	1-5	5-27	Lost 3
NC State	44-58	36-44	3-3	2-4	7-11	Lost 1
Notre Dame	12-15	6-13	0-1	6-3	1-10	Lost 3
Pittsburgh	12-6	7-6	0-1	5-2	2-3	Lost 1
Syracuse	7-8	5-5	--	4-2	2-5	Lost 1
Virginia	40-47	38-46	5-5	2-5	1-10	Lost 10
Virginia Tech	8-22	6-18	1-3	2-5	2-11	Lost 2
Wake Forest	46-41	45-39	0-4	6-1	10-20	Lost 1

TECH NOTEBOOK

Media Guidelines

The Yellow Jackets' student-athletes and coaches are generally available to the media prior to each game during the season, typically before a practice. The practice schedule varies once the season begins, and media sessions will be scheduled and announced weekly.

Georgia Tech's practices are closed to the public and the media.

Interview requests with student-athletes that need to be conducted at other times must be made through Mike Stamus in the communications office at least 24 hours in advance. These interviews will be scheduled around the student-athletes' availability and class schedule.

Media are asked not to contact student-athletes directly either by phone, text, social media or e-mail; they are instructed to refer media to the communications office. Every effort will be made to make players available when requested. Players are not available on game days until after the game.

Interviewing Coach Pastner

Media wishing to speak with Coach Pastner at times other than scheduled media availabilities must notify Mike Stamus in the communications office in advance to make or confirm arrangements. He also is available each Monday on the ACC Teleconference.

Post-Game Protocol

Post-game press conferences for home games will be held in person in the Shah Media Room across from the press box on the upper concourse of McCamish Pavilion.

Georgia Tech head coach and selected players will appear in the room following a cooling off period. The visiting team's head coach will also appear if that institution chooses to. If not, the visiting team coach will conduct his press conference virtually, and links will be provided to the media.

Josh Pastner Radio Show

Head coach Josh Pastner's weekly radio show airs each Monday from 7-8 p.m. on "680 the Fan" and 93.7 FM, beginning in December.

ACC Coaches Weekly Teleconference

The 15 ACC head basketball coaches will be featured on weekly Monday virtual teleconferences during the 2022-23 season, beginning Jan. 9 and continuing through the last Monday in February. Each coach will have 10 minutes to make an opening statement and answer questions. There will be an instant replay of each teleconference on the Conference's internet site TheACC.com each Monday afternoon.

Coaches whose teams play on Monday in January and February are not required to participate in that day's call. Coaches who do not have a Monday game - Georgia Tech is one - will be on every Monday at the same time. The teleconference schedule for each Monday will differ for the other head coaches, depending on what teams play that Monday night.

Contact Andy Fledderjohann at the ACC media relations office (afledder@theacc.org) for the call-in number and for questions on the schedule.

and the ACC Player of the Year as a senior. The 6-9 forward was Tech's leading scorer and rebounder on an ACC Championship squad and also made the conference all-defensive team. He was signed to the Los Angeles Clippers G League affiliate as a free agent, then signed a two-way contract with the Dallas Mavericks midway through the 2021-22 season.

Michael Devoe, a four-star prospect out of Orlando, Fla., came to Tech as a heralded scorer and outside shooter, but developed into a much more rounded player by his senior year, when he led the Jackets in scoring and assists and was the team's third-leading rebounder and second-leading steal artist. He was one of only nine players in Division I to average 17.9 points, 4.9 rebounds, 3.1 assists and 1.4 steals. Devoe played in the L.A. Clippers' summer league team and currently plays for its G League team.

Winning Starts at Home

Georgia Tech and head coach Josh Pastner have worked to make McCamish Pavilion a real homecourt advantage for the program, and the Yellow Jackets made a good start on that by setting a program record for wins at home (17) in 2017-18, including a 7-2 ACC record and two NIT victories.

Tech is 34-29 against ACC teams at home under Pastner, and that includes a 9-11 mark against ranked opponents.

Tech is 76-42 at McCamish Pavilion under Pastner, 119-68 since the building opened for the 2012-13 season.

Welcome to The Hank

Georgia Tech has played 10 seasons in McCamish Pavilion, which was essentially brand new when it opened for the 2012-13 season. The only physical elements of McCamish Pavilion that remain from the venerable Alexander Memorial Coliseum are the roof and the 32 steel ribs that support it.

The capacity of McCamish Pavilion is 8,600, including 1,665 seats in the new balcony level and 6,935 seats in the lower seating bowl. There are no suites, but there is a club area that seats 500. Alexander Memorial Coliseum seated 9,191 spectators in its final configuration.

The most impressive features of McCamish Pavilion are its grand entrance, which fronts 10th and Fowler Streets, the ability for patrons to view the court from the main concourse all the way around, and the theatrical lighting system, which concentrates light on the court while leaving the seating areas dark, modeled after the Staples Center in Los Angeles and Madison Square Garden in New York.

Tech played 55 seasons in Alexander Memorial Coliseum, compiling a record of 556-194 (.741). Miami was the last team to play Tech in Alexander Memorial Coliseum, a game Tech won, and was the first ACC team to play in McCamish Pavilion on Jan. 5, which Miami won. For the 2011-12 season, Tech played its home games at Philips Arena and the Arena at Gwinnett.

Three Tech Alumni on NBA Rosters

Since 1982, Georgia Tech has produced 19 first-round NBA draft picks and 46 draft picks overall. A total of 42 Georgia Tech alumni have played in the NBA.

Three former Georgia Tech players opened the 2022-23 season on NBA rosters - Jose Alvarado in his second season with the New Orleans Pelicans, Josh Okogie in his first season with the Phoenix Suns after playing four years in Minnesota, and Thaddeus Young, a 15-year NBA veteran beginning his first full season with the Toronto Raptors.

Derrick Favors, a 10-year NBA veteran who found himself a free agent at the beginning of the 2022-23 season, signed a 10-day contract with the Atlanta Hawks on Jan. 11 and re-entered free agency when it expired.

Moses Wright, who was on the Dallas Mavericks roster last season, signed a contract to play in China and is enjoying a successful season there.

Two other former Yellow Jackets are on G League rosters. Former center James Banks III is a member of the

Career Games With ...

Led Tech in Points	2022-23	Career
Deebo Coleman	2	3
Ja'von Franklin	3	3
Miles Kelly	7	8
Tristan Maxwell	2	3
Jalon Moore	3	3
Deivon Smith	3	3
Kyle Sturdivant	2	3
Lance Terry	3	3

Led Tech in Rebounds	2022-23	Career
Rodney Howard	4	11
Ja'von Franklin	8	8
Jalon Moore	8	8
Deivon Smith	4	4

Double-Figure Points	2022-23	Career
Deebo Coleman	10	17
Ja'von Franklin	8	+30
Rodney Howard	3	14
Miles Kelly	17	20
Tristan Maxwell	2	3
Jalon Moore	11	12
Deivon Smith	9	20
Kyle Sturdivant	7	19
Lance Terry	7	#40

+includes 22 at South Alabama; #includes 33 at Gardner-Webb

20-plus Points	2022-23	Career
Ja'von Franklin	-	+3
Miles Kelly	3	3
Tristan Maxwell	-	1
Lance Terry	1	#6

+includes 3 at South Alabama; #includes 5 at Gardner-Webb

30-plus Points	2022-23	Career
none		

10-plus Rebounds	2022-23	Career
Ja'von Franklin	4	+13
Rodney Howard	3	6
Deivon Smith	3	4

+includes 9 at South Alabama

Double-Doubles	2022-23	Career
Rodney Howard	2	5
Ja'von Franklin	3	+11
Deivon Smith	3	3

+includes 8 at South Alabama

Tech Among ACC Leaders

All Games	Player	#	Rank
Assist/TO ratio	Deivon Smith	2.57	3
Blocks per game	Ja'von Franklin	1.59	4
Off. rebs. per game	Ja'von Franklin	2.50	6
	Rodney Howard	2.14	9
3-pt FG made	Miles Kelly	52	9
3-pt FG attempts	Miles Kelly	146	7

TECH NOTEBOOK

McCamish Pavilion 411

Name: McCamish Pavilion (mc-CAM-ish), named for Atlanta insurance executive Hank McCamish who gave the lead gift for the facility

Capacity: approximately 8,600 (6935 court level, 1665 balcony level)

Cost: \$50 million

Contractor: Whiting-Turner

Architect: Populous

Cremins Court: the court remains named for the former Tech head coach

Alexander Courtyard: located at the Fowler Street entrance, honors the former Tech director of athletics and the history of the former Tech home arena named for him

Grand entrance: 10th and Fowler Streets, foyer includes graphic representations of retired jerseys and Tech's two Final Four appearances

Other entrances: West entrance off Fowler Street (students and media), East entrance from main arena parking (for club patrons)

Features: center-hung scoreboard and video boards, mezzanine fascia ribbon boards, theatrical lighting, primarily chairback seating, club area

Facts and Dates

- 2,500 cubic yards of concrete removed
- 3,000 cubic yards of concrete installed
- 500 tons of new steel installed
- Over 1 mile of new railing installed
- 20,000 gallons of paint used
- 2,000 feet of new mechanical piping
- 2,500 feet of new ductwork
- \$4M in new audio-visual and scoreboards
- 50 TV's throughout the concourse and Callaway Club
- Farthest distance material has traveled to get on site: 4,835 miles
- Shortest distance material has traveled to get on site: 1 mile
- Number of Tech alumni involved in the project: over 100
- Number of days construction took: 520
- Number of 1950's old style Coke bottles found while installing the underground foundations: 11
- Number of new staircases: 13
- Number of new sports lights for the competition floor: Over 300
- 270-degree court view from concourse

Groundbreaking: May 5, 2011

Opening: October, 2012

First public event: Oct. 21, 2012 - Jacket Jam (men's and women's scrimmages)

First men's game: Nov. 9, 2012 vs. Tulane

Head coaches: Brian Gregory of Georgia Tech, Ed Conroy of Tulane

Officiating crew: Karl Hess, Gary Maxwell, Raymond Styons

TV announce crew: Tom Werme, Cory Alexander (ACC Network, syndicated over-the-air iteration)

First Tech points: Marcus Georges-Hunt (2 FT, 18:13, 1st half)

First basket: Tulane's Josh Davis (18:44, 1st half)

Attendance: 8,600 (sellout)

First women's game: Nov. 11, 2012 vs. Tennessee

Tech played 55 seasons in Alexander Memorial Coliseum, compiling a record of 556-194 (.741). Miami was the last team to play Tech there, a game Tech won, and was the first ACC team to play in McCamish Pavilion, which Miami won. For the 2011-12 season, Tech played its home games at Phillips Arena and the Arena at Gwinnett.

Texas Legends, the Mavericks Affiliate, and the Michael Devoe Olympic Men's basketball team. Cremins (Miami (Fla.) Clippers), 9-11 under Paul Hewitt (runner-up in 2005 and 2010), 2-5 under Brian Gregory, and 1-3 under Josh Pastner.

Arts and Letters

beginning with Moe Miller and Lance Storrs in the summer of 2011, every four-year senior in the Georgia Tech program has graduated, with the exception 2019 senior Ben Lammers, who is playing pro ball overseas and needs to complete one course, and 2021 senior Jose Alvarado, who likewise needs to complete one course

Eleven different Georgia Tech players have made the ACC All-Academic team since it was established in 2011, with Marcus Georges-Hunt and Tadic Jackson making it twice.

Tech's men's basketball team has recorded the highest Academic Progress Report scores the last five years since the NCAA began tracking academic performance in 2004-05. The Jackets scored a perfect team single year APR score of 1000 three straight years from 2011-13.

BASKETBALL GRADUATES

2012 - Derek Craig, Nick Foreman

2013 - Mfon Udofia, Pierre Jordan (Master's), Brandon Reed

2014 - Kammeon Holsey, Daniel Miller, Jason Morris

2015 - Robert Sampson

2016 - Marcus George-Hunt, Travis Jorgenson

2017 - Josh Heath, Corey Heyward, Kellen McCormick (Master's), Jodan Price (Master's), Rand Rowland, Quinton Stephens

2018 - Tadic Jackson, Ben Lammers

2019 - Abdoulaye Gueye, Sylvester Ogbonda, Brandon Alston (Master's)

2020 - Evan Cole

2021 - Shembari Phillips, Malachi Rice, Moses Wright

2022 - Michael Devoe, Khalid Moore, Bubba Parham

Tech's NCAA Tournament History

Georgia Tech has played in the NCAA Tournament 17 times in its history. Sixteen of those appearances have occurred from 1985 to the present, 10 under Bobby Cremins and five under Paul Hewitt.

The most recent was 2021, when the Yellow Jackets won the ACC Championship and earned an automatic bid, then fell 71-60 to Loyola Chicago in the opening round of the Midwest Regional.

That ended an 11-year hiatus from the NCAA Tournament that dated back to 2010, when the Yellow Jackets defeated Oklahoma State in the first round before losing to Ohio State in the round of 32 of the Midwest Regional.

Tech has a record of 23-17 in NCAA Tournament play, highlighted by its 2004 trip to the NCAA title game as well as a Final Four berth in 1990. The Yellow Jackets have reached the NCAA Sweet 16 seven times (1960, 1985, 1986, 1990, 1992, 1996, 2004).

The 2004 and 2005 appearances were Tech's' first back-to-back appearances since Bobby Cremins led the Institute to the Big Dance nine straight years from 1985-93.

Georgia Tech has won at least one game in 11 of its 17 previous NCAA Tournament appearances.

Tech's ACC Tournament History

Georgia Tech has played in 42 ACC Tournaments (did not play in 2020 due to NCAA sanctions), and has a 28-38 all-time record in the event. The Yellow Jackets have won four championships, in 1985 (Atlanta), 1990 (Charlotte), 1993 (Charlotte) and 2021 (Greensboro).

Tech has been a runner-up four times (1986, 1996, 2005, 2010). The 1986, 1996 and 2010 runs to the finals occurred in Greensboro. Tech also made the finals in 2005 at the Verizon Center in Washington, D.C.

BIO UPDATES

Head Coach Josh Pastner • 7th season at Tech

After leading Memphis to five post-season berths in seven seasons as the Tigers' head coach, Josh Pastner became Georgia Tech's 14th head basketball coach on April 8, 2016 and within a five-year period, returned the Yellow Jackets to the NCAA Tournament and coached the program to its first Atlantic Coast Conference championship in 28 years.

Implementing a high-energy style of play and creative offensive and defensive schemes, and building the Jackets' talent base for the future, Pastner has established the Yellow Jackets as one of the top defensive teams in the nation year-in and year-out, while he and his staff have steadily improved the team's offense to be ranked in the top half of the ACC. Those efforts, as well as improving efforts in recruiting, produced Georgia Tech's first ACC Championship since 1993 and its first berth in the NCAA Tournament in 11 years in the 2020-21 season.

Pastner has tirelessly promoted the program on campus and throughout the city of Atlanta in an effort to re-create the major homecourt atmosphere that surrounded the Yellow Jackets throughout the 1980s, 1990s and into the middle of the 2000s. The result has been numerous wins, high excitement and 13 sellouts in four pre-pandemic seasons at McCamish Pavilion, and a school-record 11 consecutive home ACC wins over the 2019-20 and 2020-21 seasons.

Six of his players – guards Josh Okogie, Jose Alvarado and Michael Devoe, as well as frontcourt players Ben Lammers, James Banks III and Moses Wright – have earned ACC honors during his tenure. Wright was named the ACC Player of the Year, Tech's first since 1990, and Alvarado the ACC's Defensive Player of the Year in the 2020-21 season. Okogie, in particular, developed from an under-the-radar high school prospect into a highly-regarded NBA prospect, having played three years in the league, while Lammers and Banks have gone on to play professionally overseas. Alvarado and Wright, though undrafted following their senior seasons, wound up on NBA rosters in the 2021-22 season.

In his fifth year at the helm in 2020-21, Pastner guided Georgia Tech to the ACC Championship, the Yellow Jackets' first since 1993, and a berth in the NCAA Tournament, the first since 2010. The Jackets also earned their highest regular-season ACC finish and tournament seed (4th for both) since the program's national-runner-up team in 2004. Tech's 17-9 overall record was its best by winning percentage since 2004, and its 11-6 ACC record was the fourth-highest by winning percentage in the program's 42-year history in the conference. Tech achieved its highest rankings under Pastner in such categories as offensive efficiency, scoring, field goal percentage, three-point percentage and fewest turnovers, while maintaining its high level of play on the defensive end of the court.

That came on the heels of a successful 2019-20 campaign, in which the Yellow Jackets posted a 17-14 record, winning nine of its last 12 games, including six of the last seven. Tech finished with the program's first winning ACC record since 2004, its highest ACC finish since 2005 (fifth) and its most conference victories (11-9 record) since 1996.

Pastner, 45, compiled a 167-73 record over seven seasons as the head coach at Memphis, where the Tigers earned bids to the NCAA Tournament four times. Pastner's Memphis teams averaged 23.9 wins per season and compiled a conference regular-season record of 82-36, including a conference winning streak of 28 games. The Tigers went 11-4 in Conference USA and American Athletic Conference tournaments, including three championships.

He guided Memphis to five post-season berths, the NIT in 2010 and the NCAA Tournament in 2011, 2012, 2013 and 2014. Pastner twice won Conference USA Coach of the Year honors (2010, 2013) by various organizations and news media.

Pastner was born in Glen Dale, W.Va., and grew up in Kingwood, Texas. He earned his bachelor's degree in family studies in December of 1998, in just two and a half years, from Arizona and his master's degree in teaching and teacher education from Arizona in December of 1999, all while lettering four years in basketball under head coach Lute Olson.

He married the former Kerri Lamas of Sierra Vista, Ariz., in 2009. He has a stepson (Ethan), three daughters, Payten, Kamryn and Harper, and a newborn son, Cason.

Pastner as a Head Coach

Season	School	Overall	Conference	Postseason
2009-10	Memphis	24-10	13-3/2nd	NIT second round
2010-11	Memphis	25-10	10-6/4th	NCAA Tournament
2011-12	Memphis	26-9	13-3/1st	NCAA Tournament
2012-13	Memphis	31-5	16-0/1st	NCAA Tournament, round of 32
2013-14	Memphis	24-10	12-6/t-3rd	NCAA Tournament, round of 32
2014-15	Memphis	18-14	10-8/t-5th	
2015-16	Memphis	19-15	8-10/7th	
at Memphis	7 years	167-73	82-36	
2016-17	Georgia Tech	! 21-16	! 8-10/11th	NIT finals!
2017-18	Georgia Tech	! 13-19	6-12/13th	
2018-19	Georgia Tech	14-18	6-12/10th	
2019-20	Georgia Tech	17-14	11-9/5th	
2020-21	Georgia Tech	17-9	11-6/5th	ACC Champions, NCAA Tournament
2021-22	Georgia Tech	12-20	5-15/14th	
2022-23	Georgia Tech	8-15	1-12	
at Georgia Tech	7th year	! 102-111	! 48-76	
Career	14th year	! 269-184	! 130-112	

! On-court record (22 wins and one loss from 2016-17 and 2017-18 seasons, as well as Tech's NIT appearance, vacated by the NCAA Committee on Infractions)

Pastner Resume

- Head coach, Georgia Tech (2016-present)
- Head coach, Memphis (2009-16) - 4 NCAA Tournaments, 1 NIT, 4 Conference USA titles
- Assistant coach under John Calipari, Memphis (2008-09) - NCAA Sweet 16, C-USA champions
- Assistant coach under Lute Olson, Arizona (2002-08) - 6 NCAA Tournaments, 2 Pac-10 titles
- Basketball staff assistant under Lute Olson, Arizona (2000-02) - Pac-10 champions in 2002
- Played collegiately for Lute Olson, Arizona (1996-2000) - 4 NCAA Tournaments, 1997 National Champions, 2 Pac-10 titles

Coaching Staff

ANTHONY WILKINS

Associate Head Coach • 5th season at Tech

Anthony Wilkins, an Atlanta native who spent the past five seasons on the coaching staff at Tulane University, joined Georgia Tech's basketball staff in June of 2018.

Wilkins, 43, served as an assistant coach for four seasons at Tulane after serving as director of basketball operations during his first year with the Green Wave. At Tulane, Wilkins handled game strategy and scout prep responsibilities along with player development and recruiting duties. He also had six years of professional playing experience prior to entering the coaching world.

Focusing his on-court efforts with Tech's offense, the Yellow Jackets have made significant strides in his three seasons on The Flats, helping elevate the Jackets into the top half of the ACC in scoring, field goal percentage, three-point shooting and ballhandling. In 2020-21, Tech achieved its highest national ranking on offensive efficiency (23rd according to KenPom.com), and its highest ACC rankings in scoring (6th), field goal percentage (2nd), three-point percentage (3rd) and fewest turnovers (3rd). He helped develop Tech's guard tandem of Jose Alvarado and Michael Devoe into two of the ACC's top 10 scorers, and is credited with developing the perimeter skills of Moses Wright, the ACC Player of the year in 2021.

JULIAN SWARTZ

Assistant Coach • 7th season at Tech

A 21-year coaching veteran, including 13 years on the NCAA Division I level, Julian Swartz was named an assistant coach on Josh Pastner's staff in August of 2018.

Swartz, 43, is responsible for on-court development of Tech players and focuses his efforts on the Yellow Jackets' defensive schemes as well as handle recruiting responsibilities. He helped guide Tech's defense to a national ranking of No. 37 in efficiency in 2018-19 and No. 17 in 2019-20, according to KenPom.com, and the Yellow Jackets also ranked among the top 15 in effective field goal percentage and three-point defense. In 2020-21, Tech used its trademark defenses in a completely different way, becoming the top team in the ACC and one of the best in the nation in forcing turnovers and steals to boost its offense.

Swartz's recruiting efforts have been central to the Jackets' last two recruiting classes, and he has been ranked No. 6 among college basketball recruiters by 247Sports. Tech's 2021 class of guards Dallon "Deebo" Coleman and Miles Kelly and forward Jalon Moore was ranked the 15th-best in the nation.

BRIAN ESKILDSEN

Assistant Coach • 1st season at Tech

Brian Eskildsen, who helped Harvard to three Ivy League championships, a trip to the NCAA tournament in 2015 and NIT berths in 2018 and 2019, joined Georgia Tech's men's basketball staff as assistant coach in June, 2022.

A 13-year veteran in Division I basketball, Eskildsen has spent his entire career working at high-level academic institutions that enjoyed success, including Rice and Stanford before landing at Harvard.

Eskildsen, 34, spent eight seasons at the Ivy League institution under head coach Tommy Amaker, helping the Crimson capture conference championships in 2015, 2018 and 2019. Harvard was in position to win another Ancient Eight title and a potential NCAA Tournament bid in 2020, compiling a 21-8 record and a runner-up finish in the Ivy regular season before COVID-19 abruptly ended that season.

During his time in Cambridge, eight Harvard players earned All-Ivy League recognition, three of them more than once, and the Crimson scored power conference wins over Auburn, Brigham Young, California, Georgetown and Texas A&M. Harvard averaged nearly 18 wins per season (not counting the cancelled 2020-21 season), winning 18 or more games five times and winning 10 or more Ivy games five times.

BIO UPDATES (see game-by-game stats and career highs in stat pack)**12 • Freds Pauls Bagatskis • F • 6-8 • 180 • Fr.**

- Name pronounced "Fred Paul buh-GOT-skis" (no S when speaking first two names)
- Played in six games, including the last two vs. Duke and Louisville (8 total minutes) ... Hit a three-point field goal at Louisville (1-for-3) ...
- Played the final 3:03 of Tech's game against Marquette and scored his first college points on a three-point basket with one second on the clock
- Reputation is an excellent shooter with length and athletic ability, and has a wealth of international basketball experience ... Joined the Yellow Jackets as a freshman for the fall semester
- Family background is in basketball ... His father, Ainars, was the head coach of the Latvian Senior National Team from 2011-17 before becoming the head coach of the Ukrainian National Team
- Native of Latvia who moved to Valencia, Spain at age 14 to play and go to school
- Played for the Valencia Basket Club team in Spain's LEB Silver League during the 2021-22 season, appearing in three games
- Played for Valencia's U18 team the two seasons prior to that, averaging 22 minutes, 8.9 points, 2.5 rebounds and 0.8 assists
- Averaged 8.9 points, 1.4 rebounds and 0.6 assists for Latvia in the 2019 FIBA U16 European Championship

3 • Dallan "Deebo" Coleman • G • 6-6 • 218 • So.

- First name pronounced "DELL-un," but goes by "Deebo" (DEE-bo)
- Wing guard who has started a team-high 21 games this season (limited vs. Alabama State and Clemson due to achilles issue), reaching double-figure points in 10
- No. 2 on the Tech stat chart in scoring (9.3 ppg), minutes per game (30.4), three-point field goals (36-117) and free throws (535-53), third in three-point percentage (30.8 pct.)
- Has taken 117 of his 189 field goal attempts from behind the three-point arc, but is effective as a scorer inside (36-of-72 FG, 50 percent inside 3pt line)
- Shooting success rate is down from freshman year, but he has surpassed his freshman totals in field goals, three-pointers and free throws made and attempted
- In ACC games, has averaged 9.0 points per game while hitting 36.0 percent from the floor, 29.7 percent (22-of-74) on threes
- Scored season-high 17 points Jan. 21 against Syracuse (6-9 FG, 5-8 3pt FG), playing all 40 minutes ... Scored 16 points in win at Georgia State in the second game of the season, hitting career highs for free throws made and attempted (9-of-13)
- Solid contributor as a freshman averaging 6.2 points, Tech's fifth-leading scorer overall and in ACC games ... Averaged 23.7 minutes per game and started five games, including Clemson on March 2 and Louisville in the ACC Tournament
- Connected on 41.3 percent (43-of-104) of his three-point attempts, 36.0 percent in ACC games (27-of-75)
- Four-star wing guard who was the highest-rated high school prospect to sign with the Yellow Jackets ... Consensus four-star prospect, rated at No. 48 in the class of 2021 according to the 247Sports Composite rankings
- Named Florida's Mr. Basketball as well as the Florida Class 4A Player of the Year as a senior
- Born and raised in Memphis, Tenn., spent his high school years in Jacksonville, Fla., area, where his father, Ran, is a high school head coach

4 • Ja'von Franklin • F • 6-7 • 214 • Sr.

- First name pronounced "JAY-von" ... Graduate transfer with one year of eligibility at Tech
- Solid contributor who began the season and currently is Tech's backup "5" ... Has started nine games, four of them in ACC play
- Notched three double-doubles this season, most recently at Notre Dame on Jan. 10 (12 points, 12 rebounds, three assists, four blocks, no turnovers) ... Played all but three seconds of the overtime game
- Has grabbed 10 or more rebounds in four games, including 12 at Louisville
- At NC State on Feb. 4, had 16 points, eight rebounds, five assists and five steals, the only Tech player to reach those totals in the same game dating back to 2010-11
- Last four games - 10.5 ppg, 6.8 rpg, 19-of-32 FG, seven assists, eight blocked shots, nine steals
- Tech's top rebounder (5.7 rpg) and fifth-leading scorer (7.7 ppg) ... Has hit a team-leading 57.0 percent from the floor, 72.7 percent from the free throw line (No. 3)
- Fourth in the ACC in blocked shots (1.59 per game) ... Surpassed Tech's team-leading total from 2021-22 (20 by Rodney Howard) on Dec. 21 against Clemson and has 30 total
- Third on the team in assists and leads the team in steals, and has a 34/21 assist/turnover ratio
- In ACC games, averages 6.7 points and 4.7 rebounds per game, has hit team-high 58.2 percent from the floor
- *In nine games away from McCamish Pavilion, he has averaged 8.4 points and 7.0 rebounds per game*
- Made the all-tournament team at the Fort Myers Tip-Off after getting 28 points and 22 rebounds combined against Utah and Marquette ... Added five assists, four steals, three blocked shots ... Hit 10-of-12 FT and 9-of-16 FG
- Missed the Alabama State game due to a groin injury suffered Dec. 10 at UNC (played just six minutes), and played just 14 minutes against Clemson ... Returned to full strength against Virginia, just missing a double-double (11 points, 9 rebounds) ... Illness limited him to six minutes vs. Pitt
- Also scored double-doubles against Northern Illinois (14 points, 11 rebounds) and Marquette (17 points, 14 rebounds)
- Had a strong 7-game stretch prior to injury at UNC - 10.4 ppg, 8.3 rpg, 26-45 FG, 21-25 FT, 16 blocked shots, 18 assists, 11 steals, seven turnovers in 197 minutes
- All-Sun Belt Conference and NABC All-District forward at South Alabama who transferred to Georgia Tech and enrolled for the 2022 summer term ... Also played two seasons at Auburn after spending two years in community college in Mississippi
- Appeared in 32 games, making 31 starts in 2021-22 at South Alabama ... Averaged 12.2 points and 7.8 rebounds per game
- Notched eight double-doubles, nine games of 10 or more rebounds, 22 games with 10 or more points

24 • Rodney Howard • C/F • 6-11 • 256 • Sr.

- In his third season as Tech after transferring from Georgia, won the starting center job in the preseason of 2021-22 and held it for most of this season
- Averaging 5.0 points and 4.8 rebounds for the season while having connected on 56.0 percent of his shots from the floor (second behind Ja'von Franklin)
- Rebounded from an early slump to play well since the start of December ... Two double-figure scoring games in that stretch - 12 points and seven rebounds vs. Northeastern, 11 points and 11 boards vs. Alabama State, 10 boards vs. Pitt
- Returned to the starting lineup for Tech's last 12 games (4.8 ppg, 5.7 rpg, 29-for-50 FG)
- In ACC games - has averaged 4.4 points and 4.9 rebounds, connected on 51.1 percent of his shots from the floor
- Two double-doubles this season, five for his career ... Got 11 points and 11 rebounds in just 18 minutes vs. Alabama State ... Had 15 points and 13 boards in season opener vs. Clayton State
- Good passer for his position, 68 assists over 47 games since beginning of 2021-22 season
- Averaged 6.5 points last season, fourth-best on the team, and 5.1 rebounds, second-highest, over 27 games, hitting 56.1 percent of his field goals ... Missed five games mid-season with an ankle injury ... Started 14 of Tech's final 16 games, 25 overall
- Played his best basketball of the season in Tech's final nine games - 10.2 points and 6.3 rebounds per game, 63.5 percent from the floor, more than 30 minutes per game
- Started Tech's first two games in the post in 2020-21, with highs of six points and four rebounds against Mercer, but played limited minutes thereafter as Tech went to a smaller lineup with ACC Player of the Year Moses Wright at the "5" position

BIO UPDATES (see game-by-game stats and career highs in stat pack)

13 • Miles Kelly • G • 6-6 • 175 • So.

- Accurate shooter from long range who also plays some point and has developed into a consistently productive scorer for the Yellow Jackets
- Leading scorer for the Jackets (13.3 ppg) overall and in conference games (13.4 ppg)
- Kelly's 8.8 points-per-game improvement in his scoring average is the fourth-best in the ACC this season
- Tech's top three-point shooter, leading in percentage (35.6), makes (52) and attempts (146) ... Ranks No. 10 in the ACC in three-pointers made (2.26), seventh in attempts ... Only 9-for-42 in last five games
- In ACC games - shooting 36.7 percent from the floor and 34.7 percent from three-point range ... Made 19-of-20 from the line
- Leads Tech in free throw percentage (87.5 pct. on 40 attempts, fourth most on the team), but does not have enough attempts to qualify for ACC rankings ... Had a streak of 24 straight FT made snapped Jan. 17 against NC State
- Had a streak of 11 double-digit scoring games end against Pitt ... Averaged 15.9 points over the streak, 3.6 rebounds, while hitting 44.3 percent from the floor (58-for-131) and 44.7 (34-of-76) on threes
- Since then, has averaged 9.7 points and shot 9-of-39 over the last six games
- Has led Tech in scoring in seven games (21 vs. Iowa, 16 vs. Northeastern, 17 vs. Georgia, 15 at North Carolina, 17 vs. Clemson, 20 vs. Virginia, 17 at NC State)
- Came off the bench in Tech's first five games before getting his first start against North Alabama ... Averages team-high 31.2 minutes per game (32.9 in ACC games)
- Reached double figures in 17 games total ... Scored 33 points in Tech's last two games (16 at Louisville, 17 at NC State)
- Scored 15 points and knocked down the winning basket with 4.1 seconds left in 59-57 win at Georgia State ... Scored a big three-pointer and then the go-ahead points on a floater in the lane in the final 1:04 of Tech's 79-77 win over Georgia
- Has hit three or more triples in a game 15 times, 10 times this season
- Played in all but two games as a freshman, averaging 14.5 minutes per game (14.0 vs. ACC)
- Played more than 30 minutes in each of Tech's final two games against Boston College and Louisville, making his first career start against the Cardinals in the ACC Tournament ... Scored 16 and 19 points, respectively, in those two games, hitting 11-of-17 from the floor and 6-of-9 from three-point range combined
- Averaged nearly 24 minutes over Tech's final six games, tallying 9.8 points and 2.5 rebounds per game over that stretch, did not turn the ball over, and hit 46.1 percent of his field goal tries (13-of-25 on threes)
- Atlanta-area native who spent his senior year of high school at Hargrave Military Academy in Virginia, after prepping at Parkview High School in Lilburn ... Consensus four-star No. 87 in the 247Sports composite rankings

10 • Cyril Martynov • C/F • 7-0 • 229 • Fr.

- Name pronounced "KEER-ul MAR-tin-off"
- Highly-sought developmental big from Canada who committed to Georgia Tech in early August after reclassifying to the 2022 class
- Played briefly in five games (Clayton State, North Alabama, Northeastern, Alabama State, Duke)
- Enrolled for the fall semester as a freshman
- Chose the Yellow Jackets over Missouri, Northwestern and Wisconsin
- Rated a three-star prospect by On3 and 247Sports
- Attended The Lawrenceville (N.J.) School in Lawrenceville, N.J., in 2021-22 ... Prior to that, attended and played basketball at Innisdale Secondary School for three years, and graduated from that school
- Member of the UPlay Canada team on the Nike EYBL circuit in the spring and summer of 2022, averaging 14.0 points and 9.4 rebounds over the length of the schedule
- Scored in double figures across five games, with a personal tournament-high of 27 against Vegas Elite, and averaged 17.2 points and 10.4 rebounds on the final weekend in Kansas City
- Invited to play with the Canadian Junior National Team and is part of the Canadian Junior National program

11 • Tristan Maxwell • G • 6-3 • 205 • Jr.

- High-scoring and record-setting guard on the high-school level who was named the North Carolina state player of the year by the Charlotte Observer and MaxPreps following his senior year
- Has played in 23 games at Tech, including 17 this season, averaging 11.3 minutes ... Started two games (Alabama State, Clemson)
- Averages 3.4 points per game, has hit 31.4 percent from three-point range, and has an excellent assist/turnover ratio (15/7) in his limited action (2.6 ppg, 33.3 pct. 3pt in ACC games)
- Got his first career start against Alabama State and made the most of it, scoring a game-high 18 points while hitting 6-of-11 from the floor, 5-of-8 from three-point range, and added career-best four assists ... Previous scoring high for the season was nine points against Utah (4-of-7 FG)
- Scored a team-high 10 points (4-9 FG, 2-6 3pt) vs. Duke ... Previous high ACC game against Pitt (8 points, 3-6 FG, 2-2 3pt FG)
- Alabama State was his best game since his career-best game last Jan. 12 at Boston College, when he scored 22 points after scoring just nine in three games previously in his career ... Hit seven three-point baskets in 11 attempts
- Played in just five games last season due to a combination of injury, illness and family matters
- A consensus three-star rating with a ranking as high as No. 198 nationally, and No. 37 at his position
- Son of Vernon Maxwell, a former University of Florida All-American and longtime NBA veteran and champion with the Houston Rockets
- All-time leading scorer at North Mecklenberg High School (finished with 2,253 points, 20th-most all-time in the state) and set the school mark for three-point field goals (finished with 331) by the end of his junior year

23 • Jordan Meka • C/F • 6-8 • 219 • Jr.

- Last name pronounced "MECK-uh" ... Athletic post player with length who can make a difference on the defensive end
- No. 3 post player who has seen action in just eight games due to a combination of injuries and illness (played briefly against Syracuse, only action since Dec. 17)
- Played a season-high 16 minutes against Alabama State in which he scored his first points of the season and grabbed a season-best four rebounds
- Played in 15 games last season, 10 ACC games, most of those minutes when Rodney Howard was sidelined due to injury or in foul trouble ... Active on the boards and on defense, but is limited offensively
- Made a difference with his activity in Tech's win over Clemson, grabbing five rebounds and taking three steals in a season-high 27:17
- Started against Louisville, Duke and Notre Dame in place of Howard ... Scored four points with 17 rebounds and six blocks in those three games ... Made fourth start at Virginia
- As a freshman, played in just one game before undergoing back surgery
- Multiple all-state and all-Atlanta Metro performer at Mount Bethel Christian Academy, with a 7-foot-1 wingspan
- Ranked as high as No. 129 nationally and No. 26 at his position by 247Sports (power forward)
- High-level student academically, originally from Yaoundé, Cameroon, moved to the United States in 2016
- Set career school records for points with 1,670 (surpassing current Tech teammate Coleman Boyd), rebounds (920) and blocked shots (>400)

BIO UPDATES (see game-by-game stats and career highs in stat pack)

14 • Jalon Moore • F • 6-7 • 209 • So.

- First name pronounced "JAY-lun"
- Long and athletic player who is developing into a dependable scorer, rebounder and defender ... Can get to the rim, is comfortable in transition and guard multiple positions
- Started 15 games (10 ACC games), scoring in double digits 10 times
- Tech's fourth-leading scorer at 8.4 points and No. 3 rebounder at 5.4 rebounds, while hitting 43.4 percent from the floor ... Also No. 2 on the team in blocked shots (23)
- Averaging 7.5 points and 4.8 rebounds in ACC games, hitting 40.0 percent from the floor
- Scored career-high 17 points (8-14 FG) with eight rebounds Jan. 17 against NC State
- Scored 16 points with nine rebounds against Northeastern in a career-high 38:11 ... Went 10-for-10 from the free throw line, becoming the 23rd Tech player to have a perfect night with 10 or more attempts
- Scored 12 points in Tech's 79-77 win over Georgia and made a key shot-block and steal on the Bulldog's final offensive sequence
- Has missed a double-double by one rebound three times this season - Clayton State (11 points, nine rebounds), Northeastern (16 points, 9 boards) and Clemson (12 and 9)
- Played short minutes in 13 games last season, including nine ACC games ... Started and played 13 minutes in Tech's ACC Tournament game against Louisville
- Consensus three-star prospect, from Gardendale (Ala.) High School, where he earned all-state honors as a junior in 2019-20
- Ranked No. 120 overall in the 247 composite rankings in the class of 2021 (No. 27 among small forwards), and No. 146 by Rivals (35th at his position)

5 • Deivon Smith • G • 6-1 • 176 • Jr.

- First name pronounced "DAY-von"
- Former four-star high school prospect from Georgia who played his freshman year at Mississippi State and transferred to Georgia Tech in summer of 2021
- Explosive playmaker with dynamic court vision who excels in transition and is an exceptional finisher with both hands at the rim ... Excellent rebounder for his position
- Started 13 games this season, including the last three before Louisville, which he missed due to an ankle injury
- Sixth on the team in scoring (7.6 ppg) and assists (3.5 apg), No. 2 in rebound average (5.5 per game) ... Only Tech player in the 57 years that assists have been recorded to lead his team in both rebounds and assists is Iman Shumpert in 2010-11
- His 2.57-1 assist/turnover ratio ranks No. 3 in the ACC and No. 37 nationally (1.1-1 ratio last season) ... Has eight zero-turnover games this season
- Has posted double-doubles in points and rebounds three times this season, most recently at Clemson (11 pts/10 rebs) ... Notched double-doubles in back-to-back games against Notre Dame (16 points/10 rebounds with 7 assists) and Pittsburgh (15 points/11 rebounds)
- Key figure off the bench in Tech's win over No. 12 Miami with four points, seven rebounds and five assists with no turnovers in 21 minutes ... Scored the go-ahead basket, took three rebounds and had an assist during Tech's closing 12-0 run
- Limited to 40 minutes in Tech's three games prior to Miami after sustaining an ankle injury late in the game at North Carolina
- Scored in double figures in eight games, with a season-high of 16 against North Alabama and a team-high 15 against Utah in the Fort Myers Tip-Off
- Came up one rebound shy of a double-double against Northern Illinois (11 points, 9 rebounds) while dishing six assists
- Scored 10 points with six assists and took a key charge on Georgia's final offensive possession to help preserve a 79-77 win over the Bulldogs
- Played in 24 games and started five times last season, averaging 19.7 minutes (17.2 in ACC games) ... Scored season high of 16 points twice vs. North Carolina and Clemson ... Did not play in Tech's last six games (concussion protocol from fall in Pitt game)
- Scored 5.7 points with 2.0 assists per game (48:42 assist/turnover ratio) for the season ... Three or more assists in nine games
- Started eight games as a freshman at Mississippi State ... Averaged 5.2 points, 3.6 rebounds and 2.9 assists across 33 games ... Better in SEC games, averaging 5.6 points, 3.6 rebounds and 3.0 assists in helping MSU go 8-10 in conference
- Was invited to participate in the USA Basketball U19 Team Trials for the FIBA World Cup for Men, made the initial cut to 17 players, but did not make the final 12-man roster

1 • Kyle Sturdivant • G • 6-3 • 196 • Sr.

- In his third season at Tech after transferring from Southern California ... Has played in 102 games in his career, most among the Yellow Jackets
- Started 11 games, five ACC games, this season, and has averaged 22 minutes in conference games
- One of two point guards on the Tech roster along with Deivon Smith ... Started Tech's first five games this season, came off the bench in 12 of the last 18
- Scored 30 points in Tech's last two games at Louisville (17) and NC State (13) ... 10-of-26 FG, 5-15 3pt FG, eight assists and eight rebounds total in the two games
- Scored a career-high 18 points in 18 minutes at Notre Dame, all of them after halftime ... Scored all seven Tech points in overtime in the loss ... Returned to the starting lineup against NC State (9 points, 3 assists in 29:37) ... Led the Jackets with 17 points at Louisville (5-16 FG, 2-9 3pt, 5-7 FT) with four assists in a season-high 37:40
- Averaged 9.9 points and 5.0 assists in a three-game stretch (all starts) prior to Miami, hitting 12-of-24 from the floor, 4-of-10 on threes
- Averaging 7.0 points per game for the season (seventh on the team) ... No. 2 on the team in assists (2.8 per game) and assist/turnover ratio (1.69-1) ... Has shot 36.8 percent from the floor and 30 percent from distance
- In ACC games, averaging 7.1 points and 3.1 assists per game, hitting 34.5 percent from the floor
- Produced his best overall game of the season against Alabama State, scoring a season-high 13 points, including 3-of-4 from three-point range, with career highs of eight rebounds and seven assists ... Surpassed his assist high with eight against Virginia
- Scored 10 points each against Clayton State and Marquette, his only other double-figure games this season
- Started 28 games in 2021-22, including the last 20 beginning Jan. 4 at Duke ... Averaged 25.2 minutes overall, 7.6 points (third on Tech's team) and 2.3 assists for the season ... Team-best 73/38 assist/turnover ratio
- Scored in double digits seven times in ACC games, averaging 8.0 points (40.4 pct. FG, 34.0 pct. 3pt), 2.3 assists and a 47:21 assist/turnover ratio against the conference
- Played in every game off the bench his first year at Tech in 2020-21, averaging 3.5 points while posting a solid 27/17 assist/turnover ratio ... Hit for a season-high 15 points (5-6 FG, 4-4 FT) with three assists against Kentucky
- Key factor off the bench in the ACC Tournament ... Scored five points each against Miami and FSU ... Did not turn the ball over in either game in 28 total minutes

0 • Lance Terry • G • 6-2 • 200 • Sr.

- Atlanta-area high school product who played three seasons at Gardner-Webb University, then transferred to Georgia Tech and enrolled for the summer term ... Good shooter who can also drive to the basket, and is excellent in transition
- Has been a key figure both as a starter and a reserve offensively, but has missed the last three games with a hamstring injury
- Fourth on the team at 8.2 points per game while hitting 40.8 percent of his shots from the floor and 34.4 from three-point range (second-best) ... Missed last two games with hamstring injury
- Scored 41 points in Tech's in back-to-back games against Miami (season-high 24) and Florida State (17) ... Hit 14-of-28 FG, 7-11 3-point FG and 6-of-8 FT, with 11 rebounds, in those two games
- Played all 40 minutes of that game, a first for a Tech player this season, hitting 8-of-13 from the floor, 4-of-5 from three-point range and 4-of-6 from the foul line ... Scored nine of his points in Tech's closing 12-0 run
- Averaging 9.3 points in ACC games, third on the team, connecting on 36.2 percent from the floor and 34.4 from three-point distance
- Started Tech's first five games this season, averaging 26.8 minutes, came off the bench in the next seven (21 mpg) before returning to the starting five against Virginia (7 points) ... Started five straight games from Virginia (12/31) to Pitt (1/14) ... Did not play Jan. 21 vs. Syracuse (hamstring)
- Has just 10 turnovers in 466 minutes (0.9 per 40 minutes), best rate on the team
- Has the most career points (744) of any player on the Tech roster
- Six double-figure scoring games altogether this season ... Led Tech with 16 points (4-of-8 3-point FG) against Clayton State in his Yellow Jacket debut ... Scored 12 off the bench against North Alabama, 11 against Northeastern and 13 vs. Alabama State
- Honorable mention All-Big South conference choice who has another of eligibility remaining after 2022-23 ... No. 2 for the Runnin' Bulldogs in scoring in 2021-22 and helped his team to 11 Big South wins, a program high as a member of that conference
- Showed ability to be a high-scorer against top-level competition, reaching double figures against power-conference foes four times
- Averaged 14.3 points per game, and also averaged 3.4 rebounds, 1.2 assists and 1.0 steals per game in 2021-22 ... His 45.9-percent shooting overall ranked seventh-highest in the league for the regular season, while his 35.0-percent hit rate from beyond the arc was fifth-best
- Started all 31 games and averaged 31.4 minutes
- Posted double figures in 14 of 16 league games and eclipsed 20 points three times on the season while finishing as GWU's leading scoring in seven contests

BIO UPDATES (see game-by-game stats and career highs in stat pack)

30 • Coleman Boyd • G • 6-1 • 178 • Sr.

- Non-scholarship guard who enrolled at Tech for the summer term in 2019 ... Played in 11 games in his career, four this season
- Scored his first points of the season on a three-pointer against Alabama State
- Played in four games as a freshman, scoring five points with two assists and a steal ... Drove for a layup against Hawaii for his first collegiate points, and hit a three-pointer against Morehouse
- All-state point guard from Georgia private school powerhouse Mt. Bethel Christian Academy
- Four-year letterwinner and captain at Mt. Bethel, which won state Georgia Independent Christian Athletic Association (GICAA) championships in 2017 and 2019, and reached the final four in 2016 and 2019 ... Team went 97-26 in his four years
- Earned all-region and honorable mention all-state honors in 2019 by the Georgia High School Association
- Played at Mt. Bethel for his father, Cal, a longtime successful high school coach in the Atlanta area and a standout basketball player at Wake Forest following a legendary high school career at Campbell High School in Smyrna

33 • Brayden Daniels • G • 6-4 • 188 • So.

- Non-scholarship guard who joined the Yellow Jackets' program for the fall 2021 semester ... Played in four games this season
- Son of former Georgia Tech football player Conrad Daniels (1995-99)
- Nephew of former Georgia Tech Hall of Fame track star Lynn Houston Moore (1994-98) and former Tech basketball star Clarence Moore (1999-2004)
- Also nephew to former Tennessee and NBA basketball star Allan Houston
- Attended and lettered four years in basketball the Christian Academy of Louisville (Ky.)
- Named to the All-Seventh Region team in Kentucky by the Louisville Courier-Journal as a senior
- Scored over 1,000 points in his high school career

43 • Jermontae Hill • G • 6-6 • 206 • r-Fr.

- First name pronounced "jer-MON-tay"
- Non-scholarship player who red-shirted in 2021-22 and has played in four games this season
- Skilled big guard who turned down scholarship offers from Boston College and St. John's to walk-on at Georgia Tech (also East Carolina, Florida, Florida State and Kansas State according to 247Sports)
- Ranked as high as the No. 22 player in the state of Georgia according to 247Sports and the No. 67 small forward in the nation ... Ranked among 247's top 100 at one time
- Playmaking wing who can defend various positions and bring toughness to the perimeter
- Prepped following high school at DME Sports Academy in Daytona, Fla.
- Before that, he attended Tucker High School, where he earned first-team all-state honors in Class AAAAAA by the Atlanta Journal-Constitution as a senior in 2020, second-team all-state choice by Hoopseen
- Also named player of the year in the Class AAAAAA South by the Georgia Athletic Coaches Association.

35 • Emmer Nichols • F • 6-6 • 219 • Fr.

- Non-scholarship player who joined the Tech program for the fall, 2022 semester
- Versatile player and left-handed shooter who is skilled in all facets of the game
- No. 42-ranked player in the state of California according to Max Preps
- Played four years at Sacred Heart Preparatory School, serving two years as team captain
- Helped Sacred Heart to a pair of league championships, including a Central Coast Section title in 2021
- As a senior, led SHP to a 25-5 record overall as a senior and 14-0 mark in its league
- Earned second-team Central Coast Section WBAL all-league, first-team all-league in 2020 and 2022 (MVP and defensive player of the year in 2022)



2022-23 SEASON STATISTICS AND RESULTS

Game Records

Record	Overall	Home	Away	Neutral
ALL GAMES	8-15	7-6	1-7	0-2
CONFERENCE	1-12	1-6	0-6	0-0
NON-CONFERENCE	7-3	6-0	1-1	0-2

Score by Periods

Team	1st	2nd	OT	TOT
Georgia Tech	762	774	7	1543
Opponents	799	830	8	1637

Team Box Score

No.	Player	Overall			Total			3-Point			F-Throw		Rebounds				Other Stats						
		GP-GS	MIN	AVG	FG-FGA	FG%	3FG-3FGA	3FG%	FT-FTA	FT%	OFF	DEF	TOT	AVG	PF	DQ	A	TO	BLK	STL	PTS	AVG	
13	KELLY, Miles	23-17	716:59	31.2	109-278	.392	52-146	.356	35-40	.875	9	69	78	3.4	49	0	28	40	1	19	305	13.3	
3	COLEMAN, Dallan "Deebo"	23-21	698:59	30.4	72-189	.381	36-117	.308	35-53	.660	10	57	67	2.9	47	0	23	30	6	16	215	9.3	
14	MOORE, Jalon	22-15	495:02	22.5	66-152	.434	3-25	.120	49-71	.690	45	73	118	5.4	46	0	16	33	23	18	184	8.4	
0	TERRY, Lance	19-11	504:15	26.5	57-139	.410	22-65	.338	22-26	.846	8	41	49	2.6	32	0	18	14	3	12	158	8.3	
4	FRANKLIN, Ja'von	22-9	511:12	23.2	69-121	.570	0-3	.000	32-44	.727	55	71	126	5.7	46	1	34	21	35	25	170	7.7	
5	SMITH, Deivon	22-13	532:58	24.2	73-185	.395	10-41	.244	12-27	.444	26	95	121	5.5	36	0	77	30	13	20	168	7.6	
1	STURDIVANT, Kyle	23-11	468:46	20.4	60-163	.368	21-70	.300	21-35	.600	3	44	47	2.0	36	0	65	39	2	15	162	7.0	
24	HOWARD, Rodney	21-16	412:44	19.7	47-84	.560	0-0	.000	11-17	.647	45	55	100	4.8	44	0	28	30	11	7	105	5.0	
11	MAXWELL, Tristan	17-2	192:49	11.3	20-77	.260	11-35	.314	7-11	.636	3	13	16	0.9	20	0	15	7	1	5	58	3.4	
10	MARTYNOV, Cyril	5-0	15:11	3.0	2-5	.400	0-0	.000	1-2	.500	2	4	6	1.2	2	0	0	4	0	0	5	1.0	
12	BAGATSKIS, Freds Pauls	6-0	20:30	3.4	2-6	.333	2-6	.333	0-0	.000	0	0	0	0.0	3	0	0	0	0	0	6	1.0	
30	BOYD, Coleman	4-0	04:37	1.2	1-3	.333	1-2	.500	0-0	.000	0	0	0	0.0	0	0	0	1	0	0	3	0.8	
23	MEKA, Jordan	8-0	42:27	5.3	2-7	.286	0-0	.000	0-0	.000	5	7	12	1.5	12	1	0	0	4	1	4	0.5	
33	DANIELS, Brayden	4-0	04:37	1.2	0-0	.000	0-0	.000	0-2	.000	1	1	2	0.5	1	0	0	0	0	0	0	0.0	
43	HILL, Jermontae	4-0	03:53	1.0	0-0	.000	0-0	.000	0-0	.000	0	0	0	0.0	2	0	0	1	0	0	0	0.0	
Team											42	33	75				15						
Total		23	4625		580-1409	.412	158-510	.310	225-328	.686	254	563	817	35.5	376	2	304	265	99	138	1543	67.1	
Opponents		23	4625		601-1364	.441	146-473	.309	289-423	.683	258	603	861	37.4	347	5	339	259	82	140	1637	71.2	

Team Statistics

	GATECH	OPP
Scoring	1543	1637
Points per game	67.1	71.2
Scoring margin	-4.1	-
Field goals-att	580-1409	601-1364
Field goal pct	.412	.441
3 point fg-att	158-510	146-473
3-point FG pct	.310	.309
3-pt FG made per game	6.9	6.3
Free throws-att	225-328	289-423
Free throw pct	.686	.683
F-Throws made per game	9.8	12.6
Rebounds	817	861
Rebounds per game	35.5	37.4
Rebounding margin	-1.9	-
Assists	304	339
Assists per game	13.2	14.7
Turnovers	265	259
Turnovers per game	11.5	11.3
Turnover margin	-0.3	-
Assist/turnover ratio	1.1	1.3
Steals	138	140
Steals per game	6.0	6.1
Blocks	99	82
Blocks per game	4.3	3.6
Winning streak	0	-
Home win streak	0	-
Attendance	59694	77793
Home games-Avg/Game	13-4592	8-9724
Neutral site-Avg/Game	-	2-1440

Team Results

Date	Opponent	Score	Att.
11/07/2022	Clayton St.	W 93-63	3072
11/12/2022	at Georgia St.	W 59-57	4083
11/17/2022	NIU	W 68-50	3269
11/21/2022	vs Utah	L 64-68	1188
11/23/2022	vs Marquette	L 60-84	1691
11/26/2022	North Ala.	W 80-61	3379
11/29/2022	at Iowa	L 65-81	10450
12/02/2022	Northeastern	W 81-63	3494
12/06/2022	Georgia	W 79-77	5810
12/10/2022	at North Carolina	L 59-75	19410
12/17/2022	Alabama St.	W 96-60	3798
12/21/2022	Clemson	L 66-79	4763
12/31/2022	Virginia	L 56-74	5371
01/04/2023	Miami (FL)	W 76-70	4203
01/07/2023	at Florida St.	L 64-75	5536
01/10/2023	at Notre Dame	Lot 72-73	4502
01/14/2023	Pittsburgh	L 60-71	5325
01/17/2023	NC State	L 66-78	4242
01/21/2023	Syracuse	L 63-80	5586
01/24/2023	at Clemson	L 51-72	6923
01/28/2023	Duke	L 43-86	7382
02/01/2023	at Louisville	L 58-68	11416
02/04/2023	at NC State	L 64-72	15473

2022-23 SEASON STATISTICS AND RESULTS - ACC ONLY

Game Records

Record	Overall	Home	Away	Neutral
ALL GAMES	1-12	1-6	0-6	0-0
CONFERENCE	1-12	1-6	0-6	0-0
NON-CONFERENCE	0-0	0-0	0-0	0-0

Score by Periods

Team	1st	2nd	OT	TOT
Georgia Tech	401	390	7	798
Opponents	493	472	8	973

Team Box Score

No.	Player	Total			3-Point		F-Throw		Rebounds				Other									
		GP-GS	MIN	AVG	FG-FGA	FG%	3FG-3FGA	3FG%	FT-FTA	FT%	OFF	DEF	TOT	AVG	PF	DQ	A	TO	BLK	STL	PTS	AVG
13	KELLY, Miles	13-12	428:18	32.9	61-166	.367	33-95	.347	19-20	.950	4	40	44	3.4	31	0	16	27	1	12	174	13.4
0	TERRY, Lance	9-6	266:29	29.6	29-78	.372	12-36	.333	14-18	.778	6	18	24	2.7	19	0	8	9	2	6	84	9.3
3	COLEMAN, Dallan "Deebo"	13-12	417:01	32.1	41-114	.360	22-74	.297	13-21	.619	4	35	39	3.0	30	0	15	20	4	9	117	9.0
14	MOORE, Jalon	12-10	258:24	21.5	32-80	.400	3-15	.200	23-36	.639	22	36	58	4.8	26	0	11	21	9	8	90	7.5
1	STURDIVANT, Kyle	13-5	286:11	22.0	35-97	.361	11-47	.234	11-16	.688	2	25	27	2.1	21	0	40	25	0	7	92	7.1
4	FRANKLIN, Ja'von	13-4	282:16	21.7	39-67	.582	0-2	.000	9-16	.563	28	33	61	4.7	25	1	14	13	15	14	87	6.7
5	SMITH, Deivon	12-4	282:02	23.5	32-89	.360	8-29	.276	3-9	.333	11	55	66	5.5	20	0	42	16	7	5	75	6.3
24	HOWARD, Rodney	12-11	292:58	24.4	24-47	.511	0-0	.000	5-9	.556	27	32	59	4.9	26	0	16	20	8	3	53	4.4
11	MAXWELL, Tristan	9-1	84:09	9.3	8-32	.250	5-15	.333	2-5	.400	1	7	8	0.9	11	0	6	6	0	3	23	2.6
12	BAGATSKIS, Freds Pauls	2-0	08:10	4.1	1-4	.250	1-4	.250	0-0	.000	0	0	0	0.0	2	0	0	0	0	0	3	1.5
10	MARTYNOV, Cyril	1-0	01:43	1.7	0-0	.000	0-0	.000	0-0	.000	0	0	0	0.0	1	0	0	0	0	0	0	0.0
23	MEKA, Jordan	4-0	17:19	4.3	0-1	.000	0-0	.000	0-0	.000	2	3	5	1.3	6	0	0	0	2	1	0	0.0
Team											22	15	37				9					
Total		13	2625		302-775	.390	95-317	.300	99-150	.660	129	299	428	32.9	218	1	168	166	48	68	798	61.4
Opponents		13	2625		354-749	.473	93-272	.342	172-232	.741	123	360	483	37.2	183	3	207	133	47	91	973	74.8

Team Statistics

	GATECH	OPP
Scoring	798	973
Points per game	61.4	74.8
Scoring margin	-13.5	-
Field goals-att	302-775	354-749
Field goal pct	.390	.473
3 point fg-att	95-317	93-272
3-point FG pct	.300	.342
3-pt FG made per game	7.3	7.2
Free throws-att	99-150	172-232
Free throw pct	.660	.741
F-Throws made per game	7.6	13.2
Rebounds	428	483
Rebounds per game	32.9	37.2
Rebounding margin	-4.2	-
Assists	168	207
Assists per game	12.9	15.9
Turnovers	166	133
Turnovers per game	12.8	10.2
Turnover margin	-2.5	-
Assist/turnover ratio	1.0	1.6
Steals	68	91
Steals per game	5.2	7.0
Blocks	48	47
Blocks per game	3.7	3.6
Winning streak	0	-
Home win streak	0	-
Attendance	36872	63260
Home games-Avg/Game	7-5267	6-10543
Neutral site-Avg/Game	-	0-0

Team Results

Date	Opponent	Score	Att.
12/10/2022	at North Carolina	L 59-75	19410
12/21/2022	Clemson	L 66-79	4763
12/31/2022	Virginia	L 56-74	5371
01/04/2023	Miami (FL)	W 76-70	4203
01/07/2023	at Florida St.	L 64-75	5536
01/10/2023	at Notre Dame	Lot 72-73	4502
01/14/2023	Pittsburgh	L 60-71	5325
01/17/2023	NC State	L 66-78	4242
01/21/2023	Syracuse	L 63-80	5586
01/24/2023	at Clemson	L 51-72	6923
01/28/2023	Duke	L 43-86	7382
02/01/2023	at Louisville	L 58-68	11416
02/04/2023	at NC State	L 64-72	15473

GAME NOTES



**2022-23 Georgia Tech Men's Basketball
Points-rebounds-assists
All games**

Opponent	Date	Score		0	1	3	4	5	10	11	12	13	14	23
				TERRY,LANC	STURDIVANT	COLEMAN,DA	FRANKLIN,J	SMITH,DEIV	MARTYNOV,C	MAXWELL,TR	BAGATSKIS,	KELLY,MILE	MOORE,JALO	MEKA,JORDA
Clayton St.	11/07/2022	93-63	W	16-0-1	10-2-5	9-4-1	7-5-2	10-7-1	1-1-0	4-1-2	0-0-0	10-3-2	11-9-0	DNP
at Georgia St.	11/12/2022	59-57	W	4-5-1	5-3-0	16-5-1	3-2-0	7-4-2	DNP	2-2-0	DNP	15-1-0	7-7-0	0-0-0
NIU	11/17/2022	68-50	W	2-4-1	6-2-4	12-6-1	14-11-2	11-9-6	DNP	2-2-0	DNP	13-2-0	6-6-0	DNP
vs Utah	11/21/2022	64-68	L	0-2-0	7-1-3	11-3-0	11-8-3	15-6-4	DNP	9-0-2	DNP	9-4-0	2-2-0	DNP
vs Marquette	11/23/2022	60-84	L	6-0-0	10-2-2	6-2-0	17-14-2	6-6-2	DNP	0-2-0	3-0-0	8-3-1	2-2-0	DNP
North Ala.	11/26/2022	80-61	W	12-4-3	5-0-0	14-0-0	4-4-3	16-4-4	2-1-0	DNP	0-0-0	12-6-3	13-8-1	DNP
at Iowa	11/29/2022	65-81	L	2-2-2	3-1-1	12-0-0	7-7-4	10-8-4	DNP	0-0-1	DNP	21-4-1	10-8-0	0-0-0
Northeastern	12/02/2022	81-63	W	11-5-0	7-0-2	6-2-0	7-5-3	6-4-3	0-2-0	0-1-0	DNP	16-4-0	16-9-2	0-3-0
Georgia	12/06/2022	79-77	W	8-0-1	4-1-1	7-2-3	13-9-1	10-5-6	DNP	DNP	DNP	17-5-2	12-2-0	DNP
at North Carolina	12/10/2022	59-75	L	9-2-1	1-2-3	13-1-0	0-0-1	0-4-3	DNP	0-1-0	DNP	15-4-0	15-5-1	0-1-0
Alabama St.	12/17/2022	96-60	W	13-3-1	13-8-7	5-4-2	DNP	2-2-3	2-2-0	18-0-4	0-0-0	10-2-3	15-7-2	4-4-0
Clemson	12/21/2022	66-79	L	2-0-2	14-1-0	5-3-0	7-0-0	4-4-2	DNP	0-0-1	DNP	17-5-1	12-9-4	DNP
Virginia	12/31/2022	56-74	L	7-2-1	2-2-8	6-4-1	11-9-0	0-1-0	DNP	DNP	DNP	20-1-0	2-1-0	DNP
Miami (FL)	01/04/2023	76-70	W	24-6-0	0-1-0	14-6-3	0-2-1	4-7-5	DNP	DNP	DNP	20-4-1	10-6-2	DNP
at Florida St.	01/07/2023	64-75	L	17-5-0	0-0-2	11-3-3	6-3-0	7-7-6	DNP	0-2-0	DNP	16-2-2	7-5-0	DNP
at Notre Dame	01/10/2023	72-73	Lot	4-2-1	18-2-1	6-4-1	12-12-3	16-10-7	DNP	3-2-0	DNP	11-3-1	DNP	DNP
Pittsburgh	01/14/2023	60-71	L	2-2-1	5-2-5	13-1-2	2-1-0	15-11-1	DNP	8-1-2	DNP	6-3-3	3-2-0	DNP
NC State	01/17/2023	66-78	L	9-3-2	9-5-3	4-1-1	5-5-0	4-4-2	DNP	0-0-0	DNP	9-1-2	17-8-1	DNP
Syracuse	01/21/2023	63-80	L	DNP	7-1-2	17-2-2	2-2-2	9-4-7	DNP	DNP	DNP	13-4-4	11-5-2	0-1-0
at Clemson	01/24/2023	51-72	L	DNP	4-2-5	7-4-1	12-5-0	11-10-4	DNP	DNP	DNP	9-2-1	8-6-0	0-0-0
Duke	01/28/2023	43-86	L	DNP	2-1-3	5-1-0	6-2-1	5-3-5	0-0-0	10-1-2	0-0-0	5-3-0	1-3-0	DNP
at Louisville	02/01/2023	58-68	L	DNP	17-4-4	8-4-1	8-12-1	DNP	DNP	2-0-1	3-0-0	16-3-1	4-8-1	DNP
at NC State	02/04/2023	64-72	L	10-2-0	13-4-4	8-5-0	16-8-5	0-1-0	DNP	0-1-0	DNP	17-9-0	0-0-0	0-3-0



**2022-23 Georgia Tech Men's Basketball
Points-rebounds-assists
All games**

Opponent	Date	Score		24	30	33	43
				HOWARD,ROD	BOYD,COLEM	DANIELS,BR	HILL,JERMO
Clayton St.	11/07/2022	93-63	W	15-13-3	0-0-0	0-1-0	0-0-0
at Georgia St.	11/12/2022	59-57	W	0-3-3	DNP	DNP	DNP
NIU	11/17/2022	68-50	W	2-0-0	DNP	DNP	DNP
vs Utah	11/21/2022	64-68	L	0-2-0	DNP	DNP	DNP
vs Marquette	11/23/2022	60-84	L	2-2-0	DNP	DNP	DNP
North Ala.	11/26/2022	80-61	W	2-2-2	0-0-0	0-0-0	0-0-0
at Iowa	11/29/2022	65-81	L	DNP	DNP	DNP	DNP
Northeastern	12/02/2022	81-63	W	12-7-1	0-0-0	0-1-0	0-0-0
Georgia	12/06/2022	79-77	W	8-1-0	DNP	DNP	DNP
at North Carolina	12/10/2022	59-75	L	6-2-1	DNP	DNP	DNP
Alabama St.	12/17/2022	96-60	W	11-11-3	3-0-0	0-0-0	0-0-0
Clemson	12/21/2022	66-79	L	5-6-0	DNP	DNP	DNP
Virginia	12/31/2022	56-74	L	8-5-1	DNP	DNP	DNP
Miami (FL)	01/04/2023	76-70	W	4-8-3	DNP	DNP	DNP
at Florida St.	01/07/2023	64-75	L	0-4-2	DNP	DNP	DNP
at Notre Dame	01/10/2023	72-73	Lot	2-3-0	DNP	DNP	DNP
Pittsburgh	01/14/2023	60-71	L	6-10-1	DNP	DNP	DNP
NC State	01/17/2023	66-78	L	9-7-5	DNP	DNP	DNP
Syracuse	01/21/2023	63-80	L	4-4-1	DNP	DNP	DNP
at Clemson	01/24/2023	51-72	L	0-3-0	DNP	DNP	DNP
Duke	01/28/2023	43-86	L	9-6-1	DNP	DNP	DNP
at Louisville	02/01/2023	58-68	L	0-1-1	DNP	DNP	DNP
at NC State	02/04/2023	64-72	L	DNP	DNP	DNP	DNP



**2022-23 Georgia Tech Men's Basketball
Team Game-by-Game
All games**

Opponent	Date	Score	W	Total		3-Pointers		Free throws		Rebounds										
				FG-FGA	PCT	3FG-3FGA	PCT	FT-FTA	PCT	OFF	DEF	TOT	AVG	PF	A	TO	BLK	STL	PTS	AVG
Clayton St.	11/07/2022	93-63	W	35-73	.479	7-20	.350	16-24	.667	21	31	52	52.0	15	17	11	6	8	93	93.0
at Georgia St.	11/12/2022	59-57	W	19-48	.396	3-8	.375	18-27	.667	7	26	33	42.5	18	7	13	3	7	59	76.0
NIU	11/17/2022	68-50	W	27-69	.391	5-18	.278	9-13	.692	13	35	48	44.3	16	14	11	10	7	68	73.3
vs Utah	11/21/2022	64-68	L	24-69	.348	5-23	.217	11-20	.550	18	17	35	42.0	17	12	5	4	13	64	71.0
vs Marquette	11/23/2022	60-84	L	22-65	.338	7-23	.304	9-10	.900	12	25	37	41.0	17	7	13	5	4	60	68.8
North Ala.	11/26/2022	80-61	W	31-52	.596	6-19	.316	12-16	.750	6	23	29	39.0	9	16	14	5	8	80	70.7
at Iowa	11/29/2022	65-81	L	25-64	.391	7-23	.304	8-10	.800	15	20	35	38.4	21	13	11	1	6	65	69.9
Northeastern	12/02/2022	81-63	W	28-63	.444	5-16	.313	20-26	.769	15	31	46	39.4	17	11	9	4	5	81	71.3
Georgia	12/06/2022	79-77	W	30-63	.476	5-19	.263	14-19	.737	11	18	29	38.2	11	14	7	5	7	79	72.1
at North Carolina	12/10/2022	59-75	L	22-54	.407	9-26	.346	6-8	.750	1	21	22	36.6	20	10	11	5	8	59	70.8
Alabama St.	12/17/2022	96-60	W	37-68	.544	13-24	.542	9-13	.692	7	38	45	37.4	17	25	5	8	5	96	73.1
Clemson	12/21/2022	66-79	L	25-58	.431	5-23	.217	11-18	.611	5	23	28	36.6	17	10	11	5	4	66	72.5
Virginia	12/31/2022	56-74	L	20-45	.444	7-16	.438	9-13	.692	8	22	30	36.1	16	11	23	1	6	56	71.2
Miami (FL)	01/04/2023	76-70	W	25-61	.410	9-24	.375	17-19	.895	14	32	46	36.8	17	15	15	2	3	76	71.6
at Florida St.	01/07/2023	64-75	L	23-57	.404	9-24	.375	9-12	.750	9	23	32	36.5	12	15	13	1	6	64	71.1
at Notre Dame	01/10/2023	72-73	Lot	27-66	.409	8-27	.296	10-12	.833	14	28	42	36.8	18	14	14	5	7	72	71.1
Pittsburgh	01/14/2023	60-71	L	24-66	.364	12-29	.414	0-3	.000	14	26	40	37.0	16	15	10	2	0	60	70.5
NC State	01/17/2023	66-78	L	28-71	.394	2-21	.095	8-19	.421	18	18	36	36.9	18	16	10	3	8	66	70.2
Syracuse	01/21/2023	63-80	L	25-58	.431	10-31	.323	3-6	.500	8	19	27	36.4	17	20	16	5	3	63	69.8
at Clemson	01/24/2023	51-72	L	22-64	.344	4-23	.174	3-4	.750	11	23	34	36.3	14	11	10	4	5	51	68.9
Duke	01/28/2023	43-86	L	17-55	.309	5-22	.227	4-6	.667	5	17	22	35.6	17	12	11	5	4	43	67.7
at Louisville	02/01/2023	58-68	L	18-61	.295	7-27	.259	15-24	.625	12	20	32	35.5	19	10	5	5	9	58	67.2
at NC State	02/04/2023	64-72	L	26-59	.441	8-24	.333	4-6	.667	10	27	37	35.5	17	9	17	5	5	64	67.1
Total		1543		580-1409	.412	158-510	.310	225-328	.686	254	563	817	35.5	376	304	265	99	138	1543	67.1
Opponents		1637		601-1364	.441	146-473	.309	289-423	.683	258	603	861	37.4	347	339	259	82	140	1637	71.2

Georgia Tech Averages

Games Played	Points/game	FG Pct	3FG Pct	FT Pct	Rebounds/game	Assists/game	Turnovers/game	Assist/Turnover ratio	Steals/game	Blocks/game
23	67.1	41.2	31.0	68.6	35.5	13.2	11.5	1.1	6.0	4.3



**2022-23 Georgia Tech Men's Basketball
Opponents Game-by-Game
All games**

Opponent	Date	Score	W	Total		3-Pointers		Free throws		Rebounds										
				FG-FGA	PCT	3FG-3FGA	PCT	FT-FTA	PCT	OFF	DEF	TOT	AVG	PF	A	TO	BLK	STL	PTS	AVG
Clayton St.	11/07/2022	93-63	W	26-70	.371	4-22	.182	7-11	.636	14	18	32	32.0	18	13	13	2	6	63	63.0
at Georgia St.	11/12/2022	59-57	W	21-57	.368	2-14	.143	13-21	.619	14	22	36	34.0	26	11	15	2	8	57	60.0
NIU	11/17/2022	68-50	W	18-67	.269	5-24	.208	9-21	.429	20	27	47	38.3	16	11	14	3	5	50	56.7
vs Utah	11/21/2022	64-68	L	24-52	.462	5-16	.313	15-21	.714	14	31	45	40.0	17	9	19	5	2	68	59.5
vs Marquette	11/23/2022	60-84	L	29-61	.475	9-23	.391	17-22	.773	10	31	41	40.2	15	14	11	6	7	84	64.4
North Ala.	11/26/2022	80-61	W	26-62	.419	4-18	.222	5-11	.455	15	17	32	38.8	14	14	16	0	7	61	63.8
at Iowa	11/29/2022	65-81	L	27-60	.450	9-26	.346	18-31	.581	19	25	44	39.6	11	21	9	6	5	81	66.3
Northeastern	12/02/2022	81-63	W	22-62	.355	5-25	.200	14-22	.636	13	23	36	39.1	17	14	11	6	4	63	65.9
Georgia	12/06/2022	79-77	W	31-58	.534	6-13	.462	9-16	.563	9	22	31	38.2	16	15	11	3	2	77	67.1
at North Carolina	12/10/2022	59-75	L	27-57	.474	3-13	.231	18-24	.750	12	31	43	38.7	11	15	11	1	5	75	67.9
Alabama St.	12/17/2022	96-60	W	23-66	.348	4-20	.200	10-15	.667	7	27	34	38.3	14	10	7	2	3	60	67.2
Clemson	12/21/2022	66-79	L	31-62	.500	5-18	.278	12-13	.923	8	32	40	38.4	22	20	11	3	3	79	68.2
Virginia	12/31/2022	56-74	L	27-57	.474	10-22	.455	10-16	.625	11	20	31	37.8	14	21	11	3	14	74	68.6
Miami (FL)	01/04/2023	76-70	W	24-68	.353	5-32	.156	17-25	.680	16	20	36	37.7	17	12	7	3	13	70	68.7
at Florida St.	01/07/2023	64-75	L	30-61	.492	10-25	.400	5-8	.625	8	26	34	37.5	11	23	9	0	5	75	69.1
at Notre Dame	01/10/2023	72-73	Lot	25-59	.424	9-24	.375	14-19	.737	7	26	33	37.2	15	12	14	6	7	73	69.4
Pittsburgh	01/14/2023	60-71	L	24-56	.429	6-20	.300	17-20	.850	6	29	35	37.1	12	5	3	4	6	71	69.5
NC State	01/17/2023	66-78	L	27-53	.509	7-21	.333	17-20	.850	8	31	39	37.2	19	15	15	7	6	78	69.9
Syracuse	01/21/2023	63-80	L	31-56	.554	6-14	.429	12-18	.667	9	24	33	36.9	12	18	8	5	8	80	70.5
at Clemson	01/24/2023	51-72	L	27-51	.529	9-20	.450	9-11	.818	3	30	33	36.8	9	18	11	3	5	72	70.6
Duke	01/28/2023	43-86	L	34-61	.557	9-23	.391	9-15	.600	14	30	44	37.1	11	24	9	6	5	86	71.3
at Louisville	02/01/2023	58-68	L	21-46	.457	7-19	.368	19-26	.731	9	37	46	37.5	20	10	15	1	5	68	71.1
at NC State	02/04/2023	64-72	L	26-62	.419	7-21	.333	13-17	.765	12	24	36	37.4	10	14	9	5	9	72	71.2
Total		1637		601-1364	.441	146-473	.309	289-423	.683	258	603	861	37.4	347	339	259	82	140	1637	71.2
Georgia Tech		1543		580-1409	.412	158-510	.310	225-328	.686	254	563	817	35.5	376	304	265	99	138	1543	67.1

Opponents Averages

Games Played	Points/game	FG Pct	3FG Pct	FT Pct	Rebounds/game	Assists/game	Turnovers/game	Assist/Turnover ratio	Steals/game	Blocks/game
23	71.2	44.1	30.9	68.3	37.4	14.7	11.3	1.3	6.1	3.6



**2022-23 Georgia Tech Men's Basketball
Individual Game-by-Game
All games**

#0 TERRY, Lance

Opponent	Date	GS	MIN	Total		3-Pointers		Free throws		Rebounds				PF	A	TO	BLK	STL	PTS	AVG
				FG-FGA	PCT	3FG-3FGA	PCT	FT-FTA	PCT	OFF	DEF	TOT	AVG							
Clayton St.	11/07/2022	*	23:54	5-10	.500	4-8	.500	2-2	1.000	0	0	0	0.0	1	1	0	0	1	16	16.0
at Georgia St.	11/12/2022	*	30:22	2-4	.500	0-0	.000	0-0	.000	0	5	5	2.5	1	1	2	0	0	4	10.0
NIU	11/17/2022	*	26:52	1-5	.200	0-1	.000	0-0	.000	0	4	4	3.0	1	1	0	0	2	2	7.3
vs Utah	11/21/2022	*	26:41	0-5	.000	0-2	.000	0-0	.000	0	2	2	2.8	2	0	0	0	1	0	5.5
vs Marquette	11/23/2022	*	26:25	2-7	.286	2-4	.500	0-0	.000	0	0	0	2.2	2	0	0	0	0	6	5.6
North Ala.	11/26/2022		24:03	4-6	.667	2-4	.500	2-2	1.000	1	3	4	2.5	3	3	1	0	1	12	6.7
at Iowa	11/29/2022		18:05	1-6	.167	0-4	.000	0-0	.000	0	2	2	2.4	1	2	0	0	0	2	6.0
Northeastern	12/02/2022		19:52	5-6	.833	0-1	.000	1-1	1.000	1	4	5	2.8	1	0	1	0	1	11	6.6
Georgia	12/06/2022		20:25	3-6	.500	0-2	.000	2-2	1.000	0	0	0	2.4	0	1	0	1	0	8	6.8
at North Carolina	12/10/2022		24:32	3-8	.375	2-6	.333	1-2	.500	0	2	2	2.4	2	1	0	1	0	9	7.0
Alabama St.	12/17/2022		21:07	5-6	.833	2-3	.667	1-1	1.000	0	3	3	2.5	1	1	1	0	0	13	7.5
Clemson	12/21/2022		18:25	1-4	.250	0-2	.000	0-0	.000	0	0	0	2.3	2	2	0	0	0	2	7.1
Virginia	12/31/2022	*	27:38	2-5	.400	1-2	.500	2-2	1.000	1	1	2	2.2	3	1	2	0	0	7	7.1
Miami (FL)	01/04/2023	*	40:00	8-13	.615	4-5	.800	4-6	.667	2	4	6	2.5	2	0	2	1	1	24	8.3
at Florida St.	01/07/2023	*	37:42	6-15	.400	3-6	.500	2-2	1.000	0	5	5	2.7	2	0	0	0	3	17	8.9
at Notre Dame	01/10/2023	*	34:55	1-9	.111	0-4	.000	2-2	1.000	0	2	2	2.6	3	1	0	0	1	4	8.6
Pittsburgh	01/14/2023	*	26:16	1-6	.167	0-2	.000	0-0	.000	0	2	2	2.6	4	1	0	0	0	2	8.2
NC State	01/17/2023		18:47	3-9	.333	1-5	.200	2-3	.667	1	2	3	2.6	1	2	1	0	1	9	8.2
at NC State	02/04/2023	*	38:14	4-9	.444	1-4	.250	1-1	1.000	2	0	2	2.6	0	0	4	0	0	10	8.3
Totals		11	504:15	57-139	.410	22-65	.338	22-26	.846	8	41	49	2.6	32	18	14	3	12	158	8.3

Player Averages

Games Played	Minutes/game	Points/game	FG Pct	3FG Pct	FT Pct	Rebounds/game	Assists/game	Turnovers/game	Assist/Turnover ratio	Steals/game	Blocks/game
19	26.5	8.3	41.0	33.8	84.6	2.6	0.9	0.7	1.3	0.6	0.2



**2022-23 Georgia Tech Men's Basketball
Individual Game-by-Game
All games**

#1 STURDIVANT, Kyle

Opponent	Date	GS	MIN	Total		3-Pointers		Free throws		Rebounds				PF	A	TO	BLK	STL	PTS	AVG	
				FG-FGA	PCT	3FG-3FGA	PCT	FT-FTA	PCT	OFF	DEF	TOT	AVG								
Clayton St.	11/07/2022	*	26:05	2-6	.333	0-0	.000	6-8	.750	1	1	2	2.0	2	5	2	0	2	10	10.0	
at Georgia St.	11/12/2022	*	17:38	2-5	.400	0-0	.000	1-4	.250	0	3	3	2.5	1	0	2	0	1	5	7.5	
NIU	11/17/2022	*	20:41	2-6	.333	1-1	1.000	1-2	.500	0	2	2	2.3	1	4	3	0	1	6	7.0	
vs Utah	11/21/2022	*	16:10	3-6	.500	1-3	.333	0-0	.000	0	1	1	2.0	2	3	0	0	1	7	7.0	
vs Marquette	11/23/2022	*	24:45	4-8	.500	2-4	.500	0-0	.000	0	2	2	2.0	2	2	1	1	1	10	7.6	
North Ala.	11/26/2022		18:21	2-6	.333	1-4	.250	0-1	.000	0	0	0	1.7	0	0	4	0	1	5	7.2	
at Iowa	11/29/2022		13:18	1-5	.200	1-2	.500	0-0	.000	0	1	1	1.6	3	1	0	0	1	3	6.6	
Northeastern	12/02/2022		14:20	2-9	.222	1-3	.333	2-4	.500	0	0	0	1.4	2	2	1	0	0	7	6.6	
Georgia	12/06/2022		07:14	2-5	.400	0-2	.000	0-0	.000	0	1	1	1.3	0	1	0	0	0	4	6.3	
at North Carolina	12/10/2022		15:51	0-6	.000	0-3	.000	1-2	.500	0	2	2	1.4	0	3	1	0	0	1	5.8	
Alabama St.	12/17/2022	*	24:03	5-10	.500	3-4	.750	0-0	.000	0	8	8	2.0	2	7	1	1	0	13	6.5	
Clemson	12/21/2022	*	21:32	6-10	.600	1-4	.250	1-2	.500	0	1	1	1.9	3	0	2	0	0	14	7.1	
Virginia	12/31/2022	*	29:40	1-4	.250	0-2	.000	0-0	.000	0	2	2	1.9	2	8	5	0	1	2	6.7	
Miami (FL)	01/04/2023		08:03	0-2	.000	0-2	.000	0-0	.000	0	1	1	1.9	2	0	1	0	0	0	6.2	
at Florida St.	01/07/2023		04:50	0-1	.000	0-1	.000	0-0	.000	0	0	0	1.7	0	2	2	0	0	0	5.8	
at Notre Dame	01/10/2023		18:39	7-12	.583	2-3	.667	2-2	1.000	0	2	2	1.8	2	1	0	0	1	18	6.6	
Pittsburgh	01/14/2023		20:11	2-7	.286	1-4	.250	0-0	.000	1	1	2	1.8	0	5	1	0	0	5	6.5	
NC State	01/17/2023	*	29:37	3-9	.333	1-3	.333	2-3	.667	0	5	5	1.9	4	3	1	0	2	9	6.6	
Syracuse	01/21/2023		18:42	3-8	.375	1-6	.167	0-0	.000	0	1	1	1.9	2	2	3	0	0	7	6.6	
at Clemson	01/24/2023		24:08	2-9	.222	0-3	.000	0-0	.000	1	1	2	1.9	0	5	3	0	0	4	6.5	
Duke	01/28/2023		19:23	1-3	.333	0-1	.000	0-0	.000	0	1	1	1.9	2	3	1	0	0	2	6.3	
at Louisville	02/01/2023	*	37:40	5-16	.313	2-9	.222	5-7	.714	0	4	4	2.0	1	4	2	0	1	17	6.8	
at NC State	02/04/2023	*	37:56	5-10	.500	3-6	.500	0-0	.000	0	4	4	2.0	3	4	3	0	2	13	7.0	
Totals			11	468:46	60-163	.368	21-70	.300	21-35	.600	3	44	47	2.0	36	65	39	2	15	162	7.0

Player Averages

Games Played	Minutes/ game	Points/ game	FG Pct	3FG Pct	FT Pct	Rebounds/ game	Assists/ game	Turnovers/ game	Assist/Turnover ratio	Steals/ game	Blocks/ game
23	20.4	7.0	36.8	30.0	60.0	2.0	2.8	1.7	1.7	0.7	0.1



**2022-23 Georgia Tech Men's Basketball
Individual Game-by-Game
All games**

#3 COLEMAN, Dallan "Deebo"

Opponent	Date	GS	MIN	Total		3-Pointers		Free throws		Rebounds				PF	A	TO	BLK	STL	PTS	AVG	
				FG-FGA	PCT	3FG-3FGA	PCT	FT-FTA	PCT	OFF	DEF	TOT	AVG								
Clayton St.	11/07/2022	*	27:31	4-6	.667	1-2	.500	0-0	.000	0	4	4	4.0	0	1	1	1	1	9	9.0	
at Georgia St.	11/12/2022	*	36:59	3-7	.429	1-2	.500	9-13	.692	2	3	5	4.5	1	1	0	0	0	16	12.5	
NIU	11/17/2022	*	29:00	4-8	.500	3-6	.500	1-2	.500	1	5	6	5.0	2	1	1	0	0	12	12.3	
vs Utah	11/21/2022	*	34:18	3-11	.273	2-8	.250	3-4	.750	1	2	3	4.5	2	0	2	1	2	11	12.0	
vs Marquette	11/23/2022	*	25:31	2-8	.250	2-7	.286	0-0	.000	1	1	2	4.0	3	0	3	0	0	6	10.8	
North Ala.	11/26/2022	*	24:38	3-5	.600	2-4	.500	6-6	1.000	0	0	0	3.3	0	0	0	0	0	14	11.3	
at Iowa	11/29/2022	*	30:27	4-10	.400	2-6	.333	2-3	.667	0	0	0	2.9	4	0	1	0	0	12	11.4	
Northeastern	12/02/2022	*	23:11	3-7	.429	0-3	.000	0-0	.000	0	2	2	2.8	2	0	1	0	0	6	10.8	
Georgia	12/06/2022	*	35:06	3-8	.375	1-4	.250	0-2	.000	1	1	2	2.7	3	3	1	0	2	7	10.3	
at North Carolina	12/10/2022	*	29:24	4-7	.571	3-5	.600	2-2	1.000	0	1	1	2.5	1	0	1	1	0	13	10.6	
Alabama St.	12/17/2022		15:18	2-5	.400	0-1	.000	1-2	.500	0	4	4	2.6	0	2	0	0	2	5	10.1	
Clemson	12/21/2022		26:44	2-6	.333	1-5	.200	0-2	.000	0	3	3	2.7	3	0	2	0	0	5	9.7	
Virginia	12/31/2022	*	33:54	2-6	.333	1-3	.333	1-2	.500	0	4	4	2.8	3	1	4	0	0	6	9.4	
Miami (FL)	01/04/2023	*	36:07	4-13	.308	2-8	.250	4-4	1.000	2	4	6	3.0	4	3	2	0	1	14	9.7	
at Florida St.	01/07/2023	*	28:12	4-7	.571	2-5	.400	1-2	.500	1	2	3	3.0	2	3	2	0	1	11	9.8	
at Notre Dame	01/10/2023	*	27:11	2-8	.250	0-6	.000	2-2	1.000	0	4	4	3.1	2	1	1	0	0	6	9.6	
Pittsburgh	01/14/2023	*	33:36	5-12	.417	3-8	.375	0-0	.000	0	1	1	2.9	4	2	1	0	0	13	9.8	
NC State	01/17/2023	*	20:33	2-7	.286	0-4	.000	0-1	.000	0	1	1	2.8	1	1	0	0	0	4	9.4	
Syracuse	01/21/2023	*	40:00	6-9	.667	5-8	.625	0-0	.000	0	2	2	2.8	1	2	1	0	0	17	9.8	
at Clemson	01/24/2023	*	36:00	3-13	.231	1-7	.143	0-0	.000	0	4	4	2.9	2	1	1	0	2	7	9.7	
Duke	01/28/2023	*	32:07	2-8	.250	1-4	.250	0-0	.000	0	1	1	2.8	1	0	2	2	1	5	9.5	
at Louisville	02/01/2023	*	36:15	2-8	.250	2-6	.333	2-4	.500	0	4	4	2.8	2	1	1	1	2	8	9.4	
at NC State	02/04/2023	*	36:58	3-10	.300	1-5	.200	1-2	.500	1	4	5	2.9	4	0	2	0	2	8	9.3	
Totals			21	698:59	72-189	.381	36-117	.308	35-53	.660	10	57	67	2.9	47	23	30	6	16	215	9.3

Player Averages

Games Played	Minutes/ game	Points/ game	FG Pct	3FG Pct	FT Pct	Rebounds/ game	Assists/ game	Turnovers/ game	Assist/Turnover ratio	Steals/ game	Blocks/ game
23	30.4	9.3	38.1	30.8	66.0	2.9	1.0	1.3	0.8	0.7	0.3



**2022-23 Georgia Tech Men's Basketball
Individual Game-by-Game
All games**

#4 FRANKLIN, Ja'von

Opponent	Date	GS	MIN	Total		3-Pointers		Free throws		Rebounds				PF	A	TO	BLK	STL	PTS	AVG
				FG-FGA	PCT	3FG-3FGA	PCT	FT-FTA	PCT	OFF	DEF	TOT	AVG							
Clayton St.	11/07/2022		18:30	3-5	.600	0-1	.000	1-1	1.000	1	4	5	5.0	1	2	0	2	0	7	7.0
at Georgia St.	11/12/2022		11:27	1-4	.250	0-0	.000	1-2	.500	1	1	2	3.5	3	0	1	2	0	3	5.0
NIU	11/17/2022		30:09	6-9	.667	0-0	.000	2-2	1.000	5	6	11	6.0	4	2	0	5	0	14	8.0
vs Utah	11/21/2022		31:31	3-7	.429	0-0	.000	5-6	.833	6	2	8	6.5	2	3	0	1	3	11	8.8
vs Marquette	11/23/2022	*	35:23	6-9	.667	0-0	.000	5-6	.833	5	9	14	8.0	3	2	0	2	1	17	10.4
North Ala.	11/26/2022	*	22:39	2-2	1.000	0-0	.000	0-0	.000	1	3	4	7.3	2	3	2	4	1	4	9.3
at Iowa	11/29/2022	*	29:18	2-6	.333	0-0	.000	3-3	1.000	2	5	7	7.3	3	4	2	1	1	7	9.0
Northeastern	12/02/2022	*	22:48	3-6	.500	0-0	.000	1-2	.500	2	3	5	7.0	1	3	2	1	3	7	8.8
Georgia	12/06/2022	*	27:11	4-6	.667	0-0	.000	5-6	.833	4	5	9	7.2	2	1	1	2	2	13	9.2
at North Carolina	12/10/2022	*	06:26	0-1	.000	0-0	.000	0-0	.000	0	0	0	6.5	1	1	0	0	0	0	8.3
Clemson	12/21/2022		14:25	3-6	.500	0-1	.000	1-1	1.000	0	0	0	5.9	2	0	1	2	1	7	8.2
Virginia	12/31/2022		22:20	5-9	.556	0-0	.000	1-4	.250	5	4	9	6.2	2	0	1	0	1	11	8.4
Miami (FL)	01/04/2023		13:51	0-1	.000	0-0	.000	0-0	.000	1	1	2	5.8	2	1	2	0	0	0	7.8
at Florida St.	01/07/2023		18:07	3-4	.750	0-0	.000	0-0	.000	1	2	3	5.6	1	0	0	0	1	6	7.6
at Notre Dame	01/10/2023	*	44:57	5-7	.714	0-0	.000	2-4	.500	6	6	12	6.1	1	3	0	4	1	12	7.9
Pittsburgh	01/14/2023		06:22	1-2	.500	0-0	.000	0-0	.000	1	0	1	5.8	1	0	0	0	0	2	7.6
NC State	01/17/2023		18:59	2-4	.500	0-0	.000	1-1	1.000	4	1	5	5.7	0	0	0	0	1	5	7.4
Syracuse	01/21/2023		17:46	1-1	1.000	0-0	.000	0-0	.000	0	2	2	5.5	3	2	3	1	0	2	7.1
at Clemson	01/24/2023		30:19	6-9	.667	0-0	.000	0-0	.000	1	4	5	5.5	2	0	1	0	2	12	7.4
Duke	01/28/2023		16:00	3-4	.750	0-1	.000	0-0	.000	0	2	2	5.3	2	1	1	0	2	6	7.3
at Louisville	02/01/2023	*	36:08	3-7	.429	0-0	.000	2-3	.667	7	5	12	5.6	3	1	1	3	4	8	7.3
at NC State	02/04/2023	*	36:36	7-12	.583	0-0	.000	2-3	.667	2	6	8	5.7	5	5	3	5	1	16	7.7
Totals		9	511:12	69-121	.570	0-3	.000	32-44	.727	55	71	126	5.7	46	34	21	35	25	170	7.7

Player Averages

Games Played	Minutes/game	Points/game	FG Pct	3FG Pct	FT Pct	Rebounds/game	Assists/game	Turnovers/game	Assist/Turnover ratio	Steals/game	Blocks/game
22	23.2	7.7	57.0	0.0	72.7	5.7	1.5	1.0	1.6	1.1	1.6



**2022-23 Georgia Tech Men's Basketball
Individual Game-by-Game
All games**

#5 SMITH, Deivon

Opponent	Date	GS	MIN	Total		3-Pointers		Free throws		Rebounds				PF	A	TO	BLK	STL	PTS	AVG	
				FG-FGA	PCT	3FG-3FGA	PCT	FT-FTA	PCT	OFF	DEF	TOT	AVG								
Clayton St.	11/07/2022	*	24:52	5-12	.417	0-0	.000	0-0	.000	0	7	7	7.0	1	1	2	0	2	10	10.0	
at Georgia St.	11/12/2022	*	22:40	3-7	.429	0-1	.000	1-1	1.000	1	3	4	5.5	2	2	1	0	3	7	8.5	
NIU	11/17/2022	*	25:04	4-10	.400	0-1	.000	3-5	.600	2	7	9	6.7	0	6	1	3	1	11	9.3	
vs Utah	11/21/2022	*	31:27	6-13	.462	0-1	.000	3-7	.429	5	1	6	6.5	3	4	1	0	2	15	10.8	
vs Marquette	11/23/2022	*	25:52	3-9	.333	0-1	.000	0-0	.000	1	5	6	6.4	4	2	3	1	2	6	9.8	
North Ala.	11/26/2022	*	25:56	7-12	.583	1-3	.333	1-3	.333	1	3	4	6.0	0	4	1	1	2	16	10.8	
at Iowa	11/29/2022	*	33:05	5-13	.385	0-1	.000	0-0	.000	3	5	8	6.3	3	4	2	0	1	10	10.7	
Northeastern	12/02/2022	*	19:25	3-5	.600	0-1	.000	0-1	.000	0	4	4	6.0	1	3	0	0	1	6	10.1	
Georgia	12/06/2022	*	28:26	4-10	.400	1-3	.333	1-1	1.000	2	3	5	5.9	1	6	3	1	1	10	10.1	
at North Carolina	12/10/2022	*	22:52	0-5	.000	0-2	.000	0-0	.000	0	4	4	5.7	0	3	0	1	1	0	9.1	
Alabama St.	12/17/2022		14:09	1-5	.200	0-0	.000	0-0	.000	0	2	2	5.4	1	3	0	0	0	2	8.5	
Clemson	12/21/2022		17:07	1-5	.200	0-0	.000	2-2	1.000	0	4	4	5.3	0	2	0	0	1	4	8.1	
Virginia	12/31/2022		08:26	0-0	.000	0-0	.000	0-0	.000	0	1	1	4.9	3	0	3	1	0	0	7.5	
Miami (FL)	01/04/2023		21:06	2-5	.400	0-0	.000	0-0	.000	2	5	7	5.1	0	5	0	0	0	4	7.2	
at Florida St.	01/07/2023		22:41	3-8	.375	0-2	.000	1-2	.500	1	6	7	5.2	2	6	3	0	0	7	7.2	
at Notre Dame	01/10/2023		36:10	7-12	.583	2-4	.500	0-0	.000	2	8	10	5.5	4	7	4	1	0	16	7.8	
Pittsburgh	01/14/2023		30:54	6-14	.429	3-6	.500	0-1	.000	3	8	11	5.8	1	1	3	0	0	15	8.2	
NC State	01/17/2023		17:30	2-6	.333	0-1	.000	0-4	.000	2	2	4	5.7	2	2	0	1	0	4	7.9	
Syracuse	01/21/2023	*	33:47	4-11	.364	1-6	.167	0-0	.000	0	4	4	5.6	2	7	1	2	2	9	8.0	
at Clemson	01/24/2023	*	36:45	5-14	.357	1-5	.200	0-0	.000	1	9	10	5.9	3	4	2	1	1	11	8.2	
Duke	01/28/2023	*	30:28	2-8	.250	1-3	.333	0-0	.000	0	3	3	5.7	3	5	0	0	0	5	8.0	
at NC State	02/04/2023		04:16	0-1	.000	0-0	.000	0-0	.000	0	1	1	5.5	0	0	0	0	0	0	7.6	
Totals			13	532:58	73-185	.395	10-41	.244	12-27	.444	26	95	121	5.5	36	77	30	13	20	168	7.6

Player Averages

Games Played	Minutes/ game	Points/ game	FG Pct	3FG Pct	FT Pct	Rebounds/ game	Assists/ game	Turnovers/ game	Assist/Turnover ratio	Steals/ game	Blocks/ game
22	24.2	7.6	39.5	24.4	44.4	5.5	3.5	1.4	2.6	0.9	0.6



**2022-23 Georgia Tech Men's Basketball
Individual Game-by-Game
All games**

#10 MARTYNOV, Cyril

Opponent	Date	GS	MIN	Total		3-Pointers		Free throws		Rebounds				PF	A	TO	BLK	STL	PTS	AVG
				FG-FGA	PCT	3FG-3FGA	PCT	FT-FTA	PCT	OFF	DEF	TOT	AVG							
Clayton St.	11/07/2022		01:59	0-0	.000	0-0	.000	1-2	.500	1	0	1	1.0	0	0	1	0	0	1	1.0
North Ala.	11/26/2022		02:15	1-1	1.000	0-0	.000	0-0	.000	0	1	1	1.0	0	0	1	0	0	2	1.5
Northeastern	12/02/2022		01:33	0-1	.000	0-0	.000	0-0	.000	1	1	2	1.3	0	0	0	0	0	0	1.0
Alabama St.	12/17/2022		07:41	1-3	.333	0-0	.000	0-0	.000	0	2	2	1.5	1	0	2	0	0	2	1.3
Duke	01/28/2023		01:43	0-0	.000	0-0	.000	0-0	.000	0	0	0	1.2	1	0	0	0	0	0	1.0
Totals		0	15:11	2-5	.400	0-0	.000	1-2	.500	2	4	6	1.2	2	0	4	0	0	5	1.0

Player Averages

Games Played	Minutes/game	Points/game	FG Pct	3FG Pct	FT Pct	Rebounds/game	Assists/game	Turnovers/game	Assist/Turnover ratio	Steals/game	Blocks/game
5	3.0	1.0	40.0	0.0	50.0	1.2	0.0	0.8	0.0	0.0	0.0



**2022-23 Georgia Tech Men's Basketball
Individual Game-by-Game
All games**

#11 MAXWELL, Tristan

Opponent	Date	GS	MIN	Total		3-Pointers		Free throws		Rebounds				PF	A	TO	BLK	STL	PTS	AVG
				FG-FGA	PCT	3FG-3FGA	PCT	FT-FTA	PCT	OFF	DEF	TOT	AVG							
Clayton St.	11/07/2022		16:21	1-6	.167	0-3	.000	2-2	1.000	0	1	1	1.0	2	2	0	0	0	4	4.0
at Georgia St.	11/12/2022		08:46	0-3	.000	0-2	.000	2-2	1.000	1	1	2	1.5	1	0	0	0	0	2	3.0
NIU	11/17/2022		11:40	1-6	.167	0-2	.000	0-0	.000	0	2	2	1.7	1	0	0	0	1	2	2.7
vs Utah	11/21/2022		13:55	4-7	.571	1-2	.500	0-0	.000	0	0	0	1.3	1	2	0	0	1	9	4.3
vs Marquette	11/23/2022		16:17	0-7	.000	0-1	.000	0-0	.000	1	1	2	1.4	2	0	0	0	0	0	3.4
at Iowa	11/29/2022		08:33	0-4	.000	0-2	.000	0-0	.000	0	0	0	1.2	1	1	0	0	0	0	2.8
Northeastern	12/02/2022		09:29	0-1	.000	0-0	.000	0-0	.000	0	1	1	1.1	0	0	0	0	0	0	2.4
at North Carolina	12/10/2022		06:18	0-2	.000	0-0	.000	0-0	.000	0	1	1	1.1	2	0	0	0	1	0	2.1
Alabama St.	12/17/2022	*	23:40	6-11	.545	5-8	.625	1-2	.500	0	0	0	1.0	1	4	1	1	0	18	3.9
Clemson	12/21/2022	*	12:29	0-2	.000	0-2	.000	0-0	.000	0	0	0	0.9	0	1	0	0	1	0	3.5
at Florida St.	01/07/2023		03:36	0-2	.000	0-1	.000	0-0	.000	0	2	2	1.0	0	0	1	0	0	0	3.2
at Notre Dame	01/10/2023		11:01	1-5	.200	1-3	.333	0-0	.000	0	2	2	1.1	2	0	1	0	0	3	3.2
Pittsburgh	01/14/2023		11:26	3-6	.500	2-2	1.000	0-1	.000	0	1	1	1.1	0	2	0	0	0	8	3.5
NC State	01/17/2023		02:12	0-1	.000	0-0	.000	0-0	.000	0	0	0	1.0	1	0	1	0	0	0	3.3
Duke	01/28/2023		21:04	4-9	.444	2-6	.333	0-0	.000	0	1	1	1.0	3	2	1	0	1	10	3.7
at Louisville	02/01/2023		12:23	0-4	.000	0-1	.000	2-4	.500	0	0	0	0.9	3	1	1	0	0	2	3.6
at NC State	02/04/2023		03:40	0-1	.000	0-0	.000	0-0	.000	1	0	1	0.9	0	0	1	0	0	0	3.4
Totals		2	192:49	20-77	.260	11-35	.314	7-11	.636	3	13	16	0.9	20	15	7	1	5	58	3.4

Player Averages

Games Played	Minutes/game	Points/game	FG Pct	3FG Pct	FT Pct	Rebounds/game	Assists/game	Turnovers/game	Assist/Turnover ratio	Steals/game	Blocks/game
17	11.3	3.4	26.0	31.4	63.6	0.9	0.9	0.4	2.1	0.3	0.1



**2022-23 Georgia Tech Men's Basketball
Individual Game-by-Game
All games**

#12 BAGATSKIS, Freds Pauls

Opponent	Date	GS	MIN	Total		3-Pointers		Free throws		Rebounds				PF	A	TO	BLK	STL	PTS	AVG
				FG-FGA	PCT	3FG-3FGA	PCT	FT-FTA	PCT	OFF	DEF	TOT	AVG							
Clayton St.	11/07/2022		01:59	0-0	.000	0-0	.000	0-0	.000	0	0	0	0.0	0	0	0	0	0	0	0.0
vs Marquette	11/23/2022		03:03	1-1	1.000	1-1	1.000	0-0	.000	0	0	0	0.0	0	0	0	0	0	3	1.5
North Ala.	11/26/2022		02:15	0-0	.000	0-0	.000	0-0	.000	0	0	0	0.0	0	0	0	0	0	0	1.0
Alabama St.	12/17/2022		05:03	0-1	.000	0-1	.000	0-0	.000	0	0	0	0.0	1	0	0	0	0	0	0.8
Duke	01/28/2023		01:45	0-1	.000	0-1	.000	0-0	.000	0	0	0	0.0	1	0	0	0	0	0	0.6
at Louisville	02/01/2023		06:25	1-3	.333	1-3	.333	0-0	.000	0	0	0	0.0	1	0	0	0	0	3	1.0
Totals		0	20:30	2-6	.333	2-6	.333	0-0	.000	0	0	0	0.0	3	0	0	0	0	6	1.0

Player Averages

Games Played	Minutes/game	Points/game	FG Pct	3FG Pct	FT Pct	Rebounds/game	Assists/game	Turnovers/game	Assist/Turnover ratio	Steals/game	Blocks/game
6	3.4	1.0	33.3	33.3	0.0	0.0	0.0	0.0	0.0	0.0	0.0



**2022-23 Georgia Tech Men's Basketball
Individual Game-by-Game
All games**

#13 KELLY, Miles

Opponent	Date	GS	MIN	Total		3-Pointers		Free throws		Rebounds				PF	A	TO	BLK	STL	PTS	AVG
				FG-FGA	PCT	3FG-3FGA	PCT	FT-FTA	PCT	OFF	DEF	TOT	AVG							
Clayton St.	11/07/2022		20:02	4-7	.571	2-3	.667	0-2	.000	0	3	3	3.0	4	2	0	0	0	10	10.0
at Georgia St.	11/12/2022		29:03	6-13	.462	2-3	.667	1-1	1.000	0	1	1	2.0	1	0	1	0	0	15	12.5
NIU	11/17/2022		30:18	5-15	.333	1-7	.143	2-2	1.000	0	2	2	2.0	2	0	1	0	1	13	12.7
vs Utah	11/21/2022		27:00	4-14	.286	1-7	.143	0-1	.000	1	3	4	2.5	1	0	0	0	2	9	11.8
vs Marquette	11/23/2022		25:06	2-10	.200	0-3	.000	4-4	1.000	1	2	3	2.6	0	1	3	0	0	8	11.0
North Ala.	11/26/2022	*	29:36	5-8	.625	0-2	.000	2-2	1.000	0	6	6	3.2	3	3	3	0	2	12	11.2
at Iowa	11/29/2022	*	35:15	8-14	.571	4-8	.500	1-2	.500	1	3	4	3.3	2	1	3	0	0	21	12.6
Northeastern	12/02/2022	*	30:05	5-9	.556	4-5	.800	2-2	1.000	1	3	4	3.4	2	0	2	0	0	16	13.0
Georgia	12/06/2022	*	37:34	5-13	.385	3-7	.429	4-4	1.000	1	4	5	3.6	2	2	0	0	1	17	13.4
at North Carolina	12/10/2022	*	32:58	6-12	.500	3-8	.375	0-0	.000	0	4	4	3.6	2	0	2	0	3	15	13.6
Alabama St.	12/17/2022	*	24:42	4-9	.444	2-6	.333	0-0	.000	0	2	2	3.5	1	3	0	0	1	10	13.3
Clemson	12/21/2022	*	31:39	5-12	.417	3-7	.429	4-4	1.000	0	5	5	3.6	2	1	1	1	0	17	13.6
Virginia	12/31/2022		28:19	6-13	.462	5-9	.556	3-3	1.000	0	1	1	3.4	2	0	3	0	2	20	14.1
Miami (FL)	01/04/2023	*	35:08	5-17	.294	3-9	.333	7-7	1.000	0	4	4	3.4	2	1	2	0	0	20	14.5
at Florida St.	01/07/2023	*	32:29	6-14	.429	4-8	.500	0-0	.000	0	2	2	3.3	2	2	4	0	0	16	14.6
at Notre Dame	01/10/2023	*	39:06	3-10	.300	3-7	.429	2-2	1.000	1	2	3	3.3	2	1	4	0	3	11	14.4
Pittsburgh	01/14/2023	*	27:21	2-10	.200	2-5	.400	0-0	.000	1	2	3	3.3	3	3	2	0	0	6	13.9
NC State	01/17/2023	*	31:28	4-13	.308	0-6	.000	1-2	.500	1	0	1	3.2	4	2	3	0	2	9	13.6
Syracuse	01/21/2023	*	36:23	5-14	.357	3-11	.273	0-0	.000	0	4	4	3.2	4	4	2	0	1	13	13.6
at Clemson	01/24/2023	*	29:45	4-12	.333	1-6	.167	0-0	.000	0	2	2	3.2	0	1	1	0	0	9	13.4
Duke	01/28/2023	*	31:40	2-9	.222	1-4	.250	0-0	.000	0	3	3	3.1	0	0	1	0	0	5	13.0
at Louisville	02/01/2023	*	35:41	6-16	.375	2-7	.286	2-2	1.000	1	2	3	3.1	4	1	0	0	1	16	13.1
at NC State	02/04/2023	*	36:22	7-14	.500	3-8	.375	0-0	.000	0	9	9	3.4	4	0	2	0	0	17	13.3
Totals		17	716:59	109-278	.392	52-146	.356	35-40	.875	9	69	78	3.4	49	28	40	1	19	305	13.3

Player Averages

Games Played	Minutes/game	Points/game	FG Pct	3FG Pct	FT Pct	Rebounds/game	Assists/game	Turnovers/game	Assist/Turnover ratio	Steals/game	Blocks/game
23	31.2	13.3	39.2	35.6	87.5	3.4	1.2	1.7	0.7	0.8	0.0



**2022-23 Georgia Tech Men's Basketball
Individual Game-by-Game
All games**

#14 MOORE, Jalon

Opponent	Date	GS	MIN	Total		3-Pointers		Free throws		Rebounds				PF	A	TO	BLK	STL	PTS	AVG
				FG-FGA	PCT	3FG-3FGA	PCT	FT-FTA	PCT	OFF	DEF	TOT	AVG							
Clayton St.	11/07/2022		17:19	4-6	.667	0-2	.000	3-5	.600	3	6	9	9.0	2	0	2	2	0	11	11.0
at Georgia St.	11/12/2022		18:36	2-4	.500	0-0	.000	3-4	.750	2	5	7	8.0	4	0	1	1	2	7	9.0
NIU	11/17/2022		17:25	3-8	.375	0-0	.000	0-0	.000	2	4	6	7.3	2	0	3	2	0	6	8.0
vs Utah	11/21/2022		13:19	1-4	.250	0-0	.000	0-2	.000	1	1	2	6.0	3	0	1	1	1	2	6.5
vs Marquette	11/23/2022		13:01	1-5	.200	0-2	.000	0-0	.000	0	2	2	5.2	1	0	1	1	0	2	5.6
North Ala.	11/26/2022	*	31:55	6-11	.545	0-2	.000	1-2	.500	2	6	8	5.7	1	1	1	0	1	13	6.8
at Iowa	11/29/2022	*	28:57	4-5	.800	0-0	.000	2-2	1.000	4	4	8	6.0	3	0	2	0	3	10	7.3
Northeastern	12/02/2022	*	38:11	3-10	.300	0-3	.000	10-10	1.000	4	5	9	6.4	3	2	0	3	0	16	8.4
Georgia	12/06/2022	*	32:30	5-11	.455	0-1	.000	2-4	.500	1	1	2	5.9	1	0	1	1	1	12	8.8
at North Carolina	12/10/2022	*	28:05	6-10	.600	1-2	.500	2-2	1.000	0	5	5	5.8	4	1	2	1	2	15	9.4
Alabama St.	12/17/2022	*	25:24	5-8	.625	0-0	.000	5-6	.833	4	3	7	5.9	0	2	0	3	2	15	9.9
Clemson	12/21/2022	*	32:06	5-10	.500	0-2	.000	2-5	.400	5	4	9	6.2	3	4	3	2	1	12	10.1
Virginia	12/31/2022	*	21:49	0-2	.000	0-0	.000	2-2	1.000	0	1	1	5.8	0	0	1	0	1	2	9.5
Miami (FL)	01/04/2023	*	19:36	4-7	.571	0-0	.000	2-2	1.000	2	4	6	5.8	2	2	3	0	1	10	9.5
at Florida St.	01/07/2023	*	22:21	1-4	.250	0-1	.000	5-6	.833	2	3	5	5.7	1	0	1	0	0	7	9.3
Pittsburgh	01/14/2023	*	10:16	1-3	.333	1-2	.500	0-0	.000	0	2	2	5.5	1	0	2	1	0	3	8.9
NC State	01/17/2023	*	32:09	8-14	.571	0-2	.000	1-3	.333	4	4	8	5.6	2	1	1	1	2	17	9.4
Syracuse	01/21/2023	*	26:40	4-13	.308	0-0	.000	3-6	.500	2	3	5	5.6	4	2	3	1	0	11	9.5
at Clemson	01/24/2023	*	27:14	2-5	.400	1-2	.500	3-4	.750	3	3	6	5.6	3	0	2	2	0	8	9.4
Duke	01/28/2023	*	16:31	0-5	.000	0-2	.000	1-2	.500	0	3	3	5.5	3	0	2	0	0	1	9.0
at Louisville	02/01/2023		19:02	1-6	.167	0-1	.000	2-4	.500	4	4	8	5.6	3	1	0	1	1	4	8.8
at NC State	02/04/2023		02:35	0-1	.000	0-1	.000	0-0	.000	0	0	0	5.4	0	0	1	0	0	0	8.4
Totals		15	495:02	66-152	.434	3-25	.120	49-71	.690	45	73	118	5.4	46	16	33	23	18	184	8.4

Player Averages

Games Played	Minutes/game	Points/game	FG Pct	3FG Pct	FT Pct	Rebounds/game	Assists/game	Turnovers/game	Assist/Turnover ratio	Steals/game	Blocks/game
22	22.5	8.4	43.4	12.0	69.0	5.4	0.7	1.5	0.5	0.8	1.0



**2022-23 Georgia Tech Men's Basketball
Individual Game-by-Game
All games**

#23 MEKA, Jordan

Opponent	Date	GS	MIN	Total		3-Pointers		Free throws		Rebounds				PF	A	TO	BLK	STL	PTS	AVG
				FG-FGA	PCT	3FG-3FGA	PCT	FT-FTA	PCT	OFF	DEF	TOT	AVG							
at Georgia St.	11/12/2022		00:25	0-0	.000	0-0	.000	0-0	.000	0	0	0	0.0	0	0	0	0	0	0	0.0
at Iowa	11/29/2022		03:02	0-1	.000	0-0	.000	0-0	.000	0	0	0	0.0	1	0	0	0	0	0	0.0
Northeastern	12/02/2022		05:06	0-2	.000	0-0	.000	0-0	.000	2	1	3	1.0	0	0	0	0	0	0	0.0
at North Carolina	12/10/2022		08:09	0-0	.000	0-0	.000	0-0	.000	0	1	1	1.0	4	0	0	1	1	0	0.0
Alabama St.	12/17/2022		16:35	2-3	.667	0-0	.000	0-0	.000	1	3	4	1.6	5	0	0	2	0	4	0.8
Syracuse	01/21/2023		01:21	0-0	.000	0-0	.000	0-0	.000	1	0	1	1.5	0	0	0	0	0	0	0.7
at Clemson	01/24/2023		04:25	0-0	.000	0-0	.000	0-0	.000	0	0	0	1.3	1	0	0	1	0	0	0.6
at NC State	02/04/2023		03:24	0-1	.000	0-0	.000	0-0	.000	1	2	3	1.5	1	0	0	0	0	0	0.5
Totals		0	42:27	2-7	.286	0-0	.000	0-0	.000	5	7	12	1.5	12	0	0	4	1	4	0.5

Player Averages

Games Played	Minutes/game	Points/game	FG Pct	3FG Pct	FT Pct	Rebounds/game	Assists/game	Turnovers/game	Assist/Turnover ratio	Steals/game	Blocks/game
8	5.3	0.5	28.6	0.0	0.0	1.5	0.0	0.0	0.0	0.1	0.5



**2022-23 Georgia Tech Men's Basketball
Individual Game-by-Game
All games**

#24 HOWARD, Rodney

Opponent	Date	GS	MIN	Total		3-Pointers		Free throws		Rebounds				PF	A	TO	BLK	STL	PTS	AVG	
				FG-FGA	PCT	3FG-3FGA	PCT	FT-FTA	PCT	OFF	DEF	TOT	AVG								
Clayton St.	11/07/2022	*	19:31	7-13	.538	0-0	.000	1-2	.500	10	3	13	13.0	2	3	3	1	2	15	15.0	
at Georgia St.	11/12/2022	*	24:04	0-1	.000	0-0	.000	0-0	.000	0	3	3	8.0	4	3	5	0	1	0	7.5	
NIU	11/17/2022	*	08:51	1-2	.500	0-0	.000	0-0	.000	0	0	0	5.3	3	0	0	0	1	2	5.7	
vs Utah	11/21/2022	*	05:39	0-2	.000	0-0	.000	0-0	.000	1	1	2	4.5	1	0	0	1	0	0	4.3	
vs Marquette	11/23/2022		04:37	1-1	1.000	0-0	.000	0-0	.000	1	1	2	4.0	0	0	1	0	0	2	3.8	
North Ala.	11/26/2022		15:06	1-1	1.000	0-0	.000	0-0	.000	1	1	2	3.7	0	2	0	0	0	2	3.5	
Northeastern	12/02/2022		12:06	4-7	.571	0-0	.000	4-4	1.000	4	3	7	4.1	2	1	1	0	0	12	4.7	
Georgia	12/06/2022		11:35	4-4	1.000	0-0	.000	0-0	.000	0	1	1	3.8	2	0	0	0	0	8	5.1	
at North Carolina	12/10/2022		25:25	3-3	1.000	0-0	.000	0-0	.000	1	1	2	3.6	4	1	4	0	0	6	5.2	
Alabama St.	12/17/2022	*	18:18	5-6	.833	0-0	.000	1-2	.500	1	10	11	4.3	4	3	0	1	0	11	5.8	
Clemson	12/21/2022	*	25:33	2-3	.667	0-0	.000	1-2	.500	0	6	6	4.5	2	0	1	0	0	5	5.7	
Virginia	12/31/2022	*	27:54	4-6	.667	0-0	.000	0-0	.000	1	4	5	4.5	1	1	4	0	1	8	5.9	
Miami (FL)	01/04/2023	*	26:09	2-3	.667	0-0	.000	0-0	.000	2	6	8	4.8	3	3	3	1	0	4	5.8	
at Florida St.	01/07/2023	*	30:02	0-2	.000	0-0	.000	0-0	.000	4	0	4	4.7	2	2	0	1	1	0	5.4	
at Notre Dame	01/10/2023	*	13:02	1-3	.333	0-0	.000	0-0	.000	2	1	3	4.6	2	0	1	0	1	2	5.1	
Pittsburgh	01/14/2023	*	33:38	3-6	.500	0-0	.000	0-1	.000	4	6	10	4.9	2	1	1	1	0	6	5.2	
NC State	01/17/2023	*	28:45	4-8	.500	0-0	.000	1-2	.500	4	3	7	5.1	3	5	2	1	0	9	5.4	
Syracuse	01/21/2023	*	25:21	2-2	1.000	0-0	.000	0-0	.000	3	1	4	5.0	1	1	1	1	0	4	5.3	
at Clemson	01/24/2023	*	11:24	0-2	.000	0-0	.000	0-0	.000	3	0	3	4.9	3	0	0	0	0	0	5.1	
Duke	01/28/2023	*	29:19	3-8	.375	0-0	.000	3-4	.750	3	3	6	5.0	1	1	3	3	0	9	5.3	
at Louisville	02/01/2023	*	16:26	0-1	.000	0-0	.000	0-0	.000	0	1	1	4.8	2	1	0	0	0	0	5.0	
Totals			16	412:44	47-84	.560	0-0	.000	11-17	.647	45	55	100	4.8	44	28	30	11	7	105	5.0

Player Averages

Games Played	Minutes/game	Points/game	FG Pct	3FG Pct	FT Pct	Rebounds/game	Assists/game	Turnovers/game	Assist/Turnover ratio	Steals/game	Blocks/game
21	19.7	5.0	56.0	0.0	64.7	4.8	1.3	1.4	0.9	0.3	0.5



**2022-23 Georgia Tech Men's Basketball
Player Highs Analysis
All games**

Georgia Tech - Individual Game Highs

POINTS	24		Lance Terry vs Miami (FL) (01/04/2023)
	21		Miles Kelly at Iowa (11/29/2022)
	20		Miles Kelly vs Miami (FL) (01/04/2023)
	20		Miles Kelly vs Virginia (12/31/2022)
	18		Kyle Sturdivant at Notre Dame (01/10/2023)
	18		Tristan Maxwell vs Alabama St. (12/17/2022)
FIELD GOALS MADE	8		Jalon Moore vs NC State (01/17/2023)
	8		Lance Terry vs Miami (FL) (01/04/2023)
	8		Miles Kelly at Iowa (11/29/2022)
FIELD GOAL ATTEMPTS	17		Miles Kelly vs Miami (FL) (01/04/2023)
	16		Miles Kelly at Louisville (02/01/2023)
	16		Kyle Sturdivant at Louisville (02/01/2023)
FIELD GOAL PERCENTAGE (min 5 made)	.833	(5-6)	Rodney Howard vs Alabama St. (12/17/2022)
	.833	(5-6)	Lance Terry vs Alabama St. (12/17/2022)
	.833	(5-6)	Lance Terry vs Northeastern (12/02/2022)
3 PT FG MADE	5		Dallan "Deebo" Coleman vs Syracuse (01/21/2023)
	5		Miles Kelly vs Virginia (12/31/2022)
	5		Tristan Maxwell vs Alabama St. (12/17/2022)
3 PT FG ATTEMPTS	11		Miles Kelly vs Syracuse (01/21/2023)
	9		Kyle Sturdivant at Louisville (02/01/2023)
	9		Miles Kelly vs Miami (FL) (01/04/2023)
	9		Miles Kelly vs Virginia (12/31/2022)
3 PT FG PERCENTAGE (min 2 made)	1.000	(2-2)	Tristan Maxwell vs Pittsburgh (01/14/2023)
	.800	(4-5)	Lance Terry vs Miami (FL) (01/04/2023)
	.800	(4-5)	Miles Kelly vs Northeastern (12/02/2022)
FREE THROWS MADE	10		Jalon Moore vs Northeastern (12/02/2022)
	9		Dallan "Deebo" Coleman at Georgia St. (11/12/2022)
FREE THROW ATTEMPTS	13		Dallan "Deebo" Coleman at Georgia St. (11/12/2022)
	10		Jalon Moore vs Northeastern (12/02/2022)
FREE THROW PERCENTAGE (min 3 made)	1.000	(10-10)	Jalon Moore vs Northeastern (12/02/2022)
	1.000	(7-7)	Miles Kelly vs Miami (FL) (01/04/2023)
	1.000	(6-6)	Dallan "Deebo" Coleman vs North Ala. (11/26/2022)
	1.000	(4-4)	Dallan "Deebo" Coleman vs Miami (FL) (01/04/2023)
	1.000	(4-4)	Miles Kelly vs Clemson (12/21/2022)
	1.000	(4-4)	Miles Kelly vs Georgia (12/06/2022)
	1.000	(4-4)	Rodney Howard vs Northeastern (12/02/2022)
	1.000	(4-4)	Miles Kelly vs Marquette (N) (11/23/2022)
	1.000	(3-3)	Miles Kelly vs Virginia (12/31/2022)
1.000	(3-3)	Ja'von Franklin at Iowa (11/29/2022)	
REBOUNDS	14		Ja'von Franklin vs Marquette (N) (11/23/2022)
	13		Rodney Howard vs Clayton St. (11/07/2022)
ASSISTS	8		Kyle Sturdivant vs Virginia (12/31/2022)
	7		Deivon Smith vs Syracuse (01/21/2023)
	7		Deivon Smith at Notre Dame (01/10/2023)
	7		Kyle Sturdivant vs Alabama St. (12/17/2022)
STEALS	4		Ja'von Franklin at Louisville (02/01/2023)
	3		Miles Kelly at Notre Dame (01/10/2023)
	3		Lance Terry at Florida St. (01/07/2023)
	3		Miles Kelly at North Carolina (12/10/2022)
	3		Ja'von Franklin vs Northeastern (12/02/2022)
	3		Jalon Moore at Iowa (11/29/2022)
	3		Ja'von Franklin vs Utah (N) (11/21/2022)
	3		Deivon Smith at Georgia St. (11/12/2022)
BLOCKED SHOTS	5		Ja'von Franklin at NC State (02/04/2023)
	5		Ja'von Franklin vs NIU (11/17/2022)



2022-23 Georgia Tech Men's Basketball
Player Highs Analysis
All games

Georgia Tech - Individual Game Highs

TURNOVERS	5	Kyle Sturdivant vs Virginia (12/31/2022)
	5	Rodney Howard at Georgia St. (11/12/2022)
FOULS	5	Ja'von Franklin at NC State (02/04/2023)
	5	Jordan Meka vs Alabama St. (12/17/2022)



**2022-23 Georgia Tech Men's Basketball
Player Highs Analysis
All games**

Opponent - Individual Game Highs

POINTS	31		Kris Murray at Iowa (11/29/2022)
	28		Joseph Girard III vs Syracuse (01/21/2023)
	25		Terquavion Smith vs NC State (01/17/2023)
	25		PJ Hall vs Clemson (12/21/2022)
	24		D.J. Burns Jr. at NC State (02/04/2023)
FIELD GOALS MADE	12		PJ Hall vs Clemson (12/21/2022)
	11		D.J. Burns Jr. at NC State (02/04/2023)
	11		Joseph Girard III vs Syracuse (01/21/2023)
	11		Kris Murray at Iowa (11/29/2022)
FIELD GOAL ATTEMPTS	21		D.J. Burns Jr. at NC State (02/04/2023)
	21		Joseph Girard III vs Syracuse (01/21/2023)
FIELD GOAL PERCENTAGE (min 5 made)	1.000	(5-5)	Bryson Dawkins vs North Ala. (11/26/2022)
	.889	(8-9)	Maliq Brown vs Syracuse (01/21/2023)
3 PT FG MADE	6		Joseph Girard III vs Syracuse (01/21/2023)
	4		Casey Morsell at NC State (02/04/2023)
	4		Jae'Lyn Withers at Louisville (02/01/2023)
	4		Jeremy Roach vs Duke (01/28/2023)
	4		Terquavion Smith vs NC State (01/17/2023)
	4		Darin Green Jr. at Florida St. (01/07/2023)
	4		Kris Murray at Iowa (11/29/2022)
	4		Kam Jones vs Marquette (N) (11/23/2022)
3 PT FG ATTEMPTS	12		Nijel Pack vs Miami (FL) (01/04/2023)
	11		Terquavion Smith vs NC State (01/17/2023)
	11		Darin Green Jr. at Florida St. (01/07/2023)
3 PT FG PERCENTAGE (min 2 made)	1.000	(2-2)	Jailyn Ingram vs Georgia (12/06/2022)
	1.000	(2-2)	Mardrez McBride vs Georgia (12/06/2022)
	1.000	(2-2)	Branden Carlson vs Utah (N) (11/21/2022)
FREE THROWS MADE	9		Jarkel Joiner vs NC State (01/17/2023)
	8		Masai Troutman vs Northeastern (12/02/2022)
FREE THROW ATTEMPTS	12		Masai Troutman vs Northeastern (12/02/2022)
	10		Filip Rebraca at Iowa (11/29/2022)
FREE THROW PERCENTAGE (min 3 made)	1.000	(9-9)	Jarkel Joiner vs NC State (01/17/2023)
	1.000	(7-7)	Ernest Ross at NC State (02/04/2023)
	1.000	(7-7)	Jamarius Burton vs Pittsburgh (01/14/2023)
	1.000	(6-6)	Kamari Lands at Louisville (02/01/2023)
	1.000	(5-5)	Kadin Shedrick vs Virginia (12/31/2022)
	1.000	(5-5)	Marco Anthony vs Utah (N) (11/21/2022)
	1.000	(4-4)	PJ Hall at Clemson (01/24/2023)
	1.000	(4-4)	Casey Morsell vs NC State (01/17/2023)
	1.000	(4-4)	Nike Sibande vs Pittsburgh (01/14/2023)
	1.000	(4-4)	Pete Nance at North Carolina (12/10/2022)
	1.000	(4-4)	Chase Ross vs Marquette (N) (11/23/2022)
	1.000	(3-3)	Brevin Galloway vs Clemson (12/21/2022)
1.000	(3-3)	Kam Jones vs Marquette (N) (11/23/2022)	
REBOUNDS	20		Kris Murray at Iowa (11/29/2022)
	15		Zarique Nutter vs NIU (11/17/2022)
ASSISTS	10		Terquavion Smith at NC State (02/04/2023)
	8		Tyrese Proctor vs Duke (01/28/2023)
	8		Kihei Clark vs Virginia (12/31/2022)
STEALS	6		Wooga Poplar vs Miami (FL) (01/04/2023)
	5		Armaan Franklin vs Virginia (12/31/2022)



2022-23 Georgia Tech Men's Basketball
Player Highs Analysis
All games

Opponent - Individual Game Highs

BLOCKED SHOTS	5	Oso Ighodaro vs Marquette (N) (11/23/2022)
	3	Dereck Lively II vs Duke (01/28/2023)
	3	Jesse Edwards vs Syracuse (01/21/2023)
	3	Casey Morsell vs NC State (01/17/2023)
	3	Federiko Federiko vs Pittsburgh (01/14/2023)
TURNOVERS	5	D.J. Burns Jr. vs NC State (01/17/2023)
	5	Terry Roberts vs Georgia (12/06/2022)
	5	Filip Rebraca at Iowa (11/29/2022)
	5	David Coit vs NIU (11/17/2022)
	5	Brian Coffey II vs Clayton St. (11/07/2022)
FOULS	5	Ernest Ross vs NC State (01/17/2023)
	5	Greg Gantt vs NC State (01/17/2023)
	5	Norchad Omier vs Miami (FL) (01/04/2023)
	5	Olivier-Maxence Prosper vs Marquette (N) (11/23/2022)
	5	Rollie Worster vs Utah (N) (11/21/2022)



**Georgia Tech Men's Basketball
Individual Career Summaries
All games**

BAGATSKIS, Freds pauls

				Field Goals		3-Point		F-Throws		Rebounds									Scoring	
SEASON	TEAM	GP-GS	MIN/AVG	FG-FGA	FG%	3FG-3FGA	3FG%	FT-FTA	FT%	OFF	DEF	TOT	AVG	PF-FO	A	TO	BLK	STL	PTS	AVG
2022-23	GaTech	6-0	20/3.4	2-6	.333	2-6	.333	0-0	.000	0	0	0	0.0	3-0	0	0	0	0	6	1.0
TOTAL		6-0	20/3.4	2-6	.333	2-6	.333	0-0	.000	0	0	0	0.0	3-0	0	0	0	0	6	1.0

Single Game Highs

Statistic	Value	
Points	3	at Louisville 02/01/23, vs Marquette 11/23/22
FG Made	1	at Louisville 02/01/23, vs Marquette 11/23/22
FG Attempts	3	at Louisville 02/01/23
3FG Made	1	at Louisville 02/01/23, vs Marquette 11/23/22
3FG Attempts	3	at Louisville 02/01/23

BOYD, Coleman

				Field Goals		3-Point		F-Throws		Rebounds									Scoring	
SEASON	TEAM	GP-GS	MIN/AVG	FG-FGA	FG%	3FG-3FGA	3FG%	FT-FTA	FT%	OFF	DEF	TOT	AVG	PF-FO	A	TO	BLK	STL	PTS	AVG
2019-20	GaTech	4-0	7/1.8	2-5	.400	1-4	.250	0-0	.000	0	2	2	0.5	1-0	3	0	0	1	5	1.3
2020-21	GaTech	2-0	2/1.0	0-0	.000	0-0	.000	0-0	.000	0	0	0	0.0	0-0	0	0	0	0	0	0.0
2021-22	GaTech	1-0	1/1.3	0-0	.000	0-0	.000	0-0	.000	0	0	0	0.0	0-0	1	0	0	0	0	0.0
2022-23	GaTech	4-0	5/1.2	1-3	.333	1-2	.500	0-0	.000	0	0	0	0.0	0-0	0	1	0	0	3	0.8
TOTAL		11-0	15/1.4	3-8	.375	2-6	.333	0-0	.000	0	2	2	0.2	1-0	4	1	0	1	8	0.7

Single Game Highs

Statistic	Value	
Points	3	vs Morehouse 01/28/20, vs Alabama St. 12/17/22
Rebounds	1	vs Elon 11/11/19, vs Virginia Tech 02/04/20
Assists	2	vs Morehouse 01/28/20
Steals	1	vs Morehouse 01/28/20
FG Made	1	vs Morehouse 01/28/20, at Hawaii 12/25/19, vs Alabama St. 12/17/22
FG Attempts	3	vs Morehouse 01/28/20
3FG Made	1	vs Morehouse 01/28/20, vs Alabama St. 12/17/22
3FG Attempts	3	vs Morehouse 01/28/20



Georgia Tech Men's Basketball
Individual Career Summaries
All games

COLEMAN, Dallan "deebo"

				Field Goals		3-Point		F-Throws		Rebounds									Scoring	
SEASON	TEAM	GP-GS	MIN/AVG	FG-FGA	FG%	3FG-3FGA	3FG%	FT-FTA	FT%	OFF	DEF	TOT	AVG	PF-FO	A	TO	BLK	STL	PTS	AVG
2021-22	GaTech	31-5	734/23.7	63-161	.391	43-104	.413	23-32	.719	12	46	58	1.9	70-1	19	21	3	28	192	6.2
2022-23	GaTech	23-21	699/30.4	72-189	.381	36-117	.308	35-53	.660	10	57	67	2.9	47-0	23	30	6	16	215	9.3
TOTAL		54-26	1433/26.5	135-350	.386	79-221	.357	58-85	.682	22	103	125	2.3	117-1	42	51	9	44	407	7.5

Single Game Highs

Statistic	Value	
Points	19	vs Lamar University 11/15/21
Rebounds	6	vs NIU 11/17/22, vs Miami (FL) 01/04/23
Assists	3	4 times
Steals	3	6 times
Blocks	2	vs Duke 01/28/23
FG Made	6	vs Lamar University 11/15/21, at Miami (FL) 02/09/22, vs Syracuse 01/21/23
FG Attempts	13	vs Miami (FL) 01/04/23, at Clemson 01/24/23
3FG Made	5	vs Lamar University 11/15/21, vs Syracuse 01/21/23
3FG Attempts	8	4 times
FT Made	9	at Georgia St. 11/12/22
FT Attempts	13	at Georgia St. 11/12/22

DANIELS, Brayden

				Field Goals		3-Point		F-Throws		Rebounds									Scoring	
SEASON	TEAM	GP-GS	MIN/AVG	FG-FGA	FG%	3FG-3FGA	3FG%	FT-FTA	FT%	OFF	DEF	TOT	AVG	PF-FO	A	TO	BLK	STL	PTS	AVG
2021-22	GaTech	1-0	1/1.3	0-0	.000	0-0	.000	0-0	.000	0	0	0	0.0	0-0	0	0	0	0	0	0.0
2022-23	GaTech	4-0	5/1.2	0-0	.000	0-0	.000	0-2	.000	1	1	2	0.5	1-0	0	0	0	0	0	0.0
TOTAL		5-0	6/1.2	0-0	.000	0-0	.000	0-2	.000	1	1	2	0.4	1-0	0	0	0	0	0	0.0

Single Game Highs

Statistic	Value	
Rebounds	1	vs Clayton St. 11/07/22, vs Northeastern 12/02/22
FT Attempts	2	vs Northeastern 12/02/22



**Georgia Tech Men's Basketball
Individual Career Summaries
All games**

FRANKLIN, Ja'von

SEASON	TEAM	GP-GS	MIN/AVG	Field Goals		3-Point		F-Throws		Rebounds				Scoring						
				FG-FGA	FG%	3FG-3FGA	3FG%	FT-FTA	FT%	OFF	DEF	TOT	AVG	PF-FO	A	TO	BLK	STL	PTS	AVG
2019-20	AUB	5-0	6/1.2	0-0	.000	0-0	.000	0-0	.000	0	1	1	0.2	0-0	1	1	0	0	0	0.0
2020-21	AUB	23-0	123/5.4	11-29	.379	2-8	.250	5-10	.500	15	22	37	1.6	8-0	4	9	11	3	29	1.3
2021-22	USA	32-31	896/28.0	156-238	.655	0-2	.000	78-122	.639	94	157	251	7.8	77-1	32	43	43	40	390	12.2
2022-23	GaTech	22-9	511/23.2	69-121	.570	0-3	.000	32-44	.727	55	71	126	5.7	46-1	34	21	35	25	170	7.7
TOTAL FOR GaTech		22-9	511/23.2	69-121	.570	0-3	.000	32-44	.727	55	71	126	5.7	46-1	34	21	35	25	170	7.7
TOTAL		82-40	1536/18.7	236-388	.608	2-13	.154	115-176	.653	164	251	415	5.1	131-2	71	74	89	68	589	7.2

Single Game Highs

Statistic	Value	
Points	28	vs USC Upstate 03/21/22
Rebounds	15	at UT Arlington 12/30/21
Assists	5	at NC State 02/04/23
Steals	4	4 times
Blocks	5	vs NIU 11/17/22, at NC State 02/04/23
FG Made	10	vs Southern Miss. 12/01/21, vs USC Upstate 03/21/22
FG Attempts	18	vs Coastal Carolina 03/28/22
3FG Made	2	at Arkansas 01/20/21
3FG Attempts	2	at Arkansas 01/20/21
FT Made	8	vs USC Upstate 03/21/22
FT Attempts	10	vs Ga. Southern 01/15/22, vs USC Upstate 03/21/22

HILL, Jermontae

SEASON	TEAM	GP-GS	MIN/AVG	Field Goals		3-Point		F-Throws		Rebounds				Scoring						
				FG-FGA	FG%	3FG-3FGA	3FG%	FT-FTA	FT%	OFF	DEF	TOT	AVG	PF-FO	A	TO	BLK	STL	PTS	AVG
2022-23	GaTech	4-0	4/1.0	0-0	.000	0-0	.000	0-0	.000	0	0	0	0.0	2-0	0	1	0	0	0	0.0
TOTAL		4-0	4/1.0	0-0	.000	0-0	.000	0-0	.000	0	0	0	0.0	2-0	0	1	0	0	0	0.0



**Georgia Tech Men's Basketball
Individual Career Summaries
All games**

HOWARD, Rodney

SEASON	TEAM	GP-GS	MIN/AVG	Field Goals		3-Point		F-Throws		Rebounds				Scoring						
				FG-FGA	FG%	3FG-3FGA	3FG%	FT-FTA	FT%	OFF	DEF	TOT	AVG	PF-FO	A	TO	BLK	STL	PTS	AVG
2019-20	UGa	24-2	174/7.2	13-23	.565	0-0	.000	5-18	.278	15	20	35	1.5	31-0	3	10	15	2	31	1.3
2020-21	GaTech	19-2	143/7.6	13-25	.520	0-0	.000	5-7	.714	5	21	26	1.4	28-0	3	4	8	3	31	1.6
2021-22	GaTech	27-25	668/24.7	74-132	.561	0-0	.000	27-44	.614	56	82	138	5.1	83-6	40	40	20	11	175	6.5
2022-23	GaTech	21-16	413/19.7	47-84	.560	0-0	.000	11-17	.647	45	55	100	4.8	44-0	28	30	11	7	105	5.0
TOTAL FOR GaTech		67-43	1224/18.3	134-241	.556	0-0	.000	43-68	.632	106	158	264	3.9	155-6	71	74	39	21	311	4.6
TOTAL		91-45	1398/15.4	147-264	.557	0-0	.000	48-86	.558	121	178	299	3.3	186-6	74	84	54	23	342	3.8

Single Game Highs

Statistic	Value	
Points	19	at Syracuse 02/21/22
Rebounds	14	vs Miami (OH) 11/09/21
Assists	5	vs NC State 01/17/23
Steals	2	vs Ga. Southern 11/26/21, at Virginia Tech 02/02/22, vs Clayton St. 11/07/22
Blocks	4	vs N.C. Central 12/04/19, vs LSU 12/11/21
FG Made	7	at Syracuse 02/21/22, vs NC State 02/15/22, vs Clayton St. 11/07/22
FG Attempts	13	vs Clayton St. 11/07/22
FT Made	5	vs Wisconsin 12/01/21, at Syracuse 02/21/22
FT Attempts	8	vs Wisconsin 12/01/21

KELLY, Miles

SEASON	TEAM	GP-GS	MIN/AVG	Field Goals		3-Point		F-Throws		Rebounds				Scoring						
				FG-FGA	FG%	3FG-3FGA	3FG%	FT-FTA	FT%	OFF	DEF	TOT	AVG	PF-FO	A	TO	BLK	STL	PTS	AVG
2021-22	GaTech	30-1	434/14.5	48-118	.407	26-75	.347	13-18	.722	7	36	43	1.4	30-0	15	19	3	15	135	4.5
2022-23	GaTech	23-17	717/31.2	109-278	.392	52-146	.356	35-40	.875	9	69	78	3.4	49-0	28	40	1	19	305	13.3
TOTAL		53-18	1151/21.7	157-396	.396	78-221	.353	48-58	.828	16	105	121	2.3	79-0	43	59	4	34	440	8.3

Single Game Highs

Statistic	Value	
Points	21	at Iowa 11/29/22
Rebounds	9	at NC State 02/04/23
Assists	4	vs Syracuse 01/21/23
Steals	3	at North Carolina 12/10/22, at Notre Dame 01/10/23
Blocks	1	4 times
FG Made	8	at Iowa 11/29/22
FG Attempts	17	vs Miami (FL) 01/04/23
3FG Made	5	vs Virginia 12/31/22
3FG Attempts	11	vs Syracuse 01/21/23
FT Made	7	vs Miami (FL) 01/04/23
FT Attempts	7	vs Miami (FL) 01/04/23



MARTYNOV, Cyril

				Field Goals		3-Point		F-Throws		Rebounds									Scoring	
SEASON	TEAM	GP-GS	MIN/AVG	FG-FGA	FG%	3FG-3FGA	3FG%	FT-FTA	FT%	OFF	DEF	TOT	AVG	PF-FO	A	TO	BLK	STL	PTS	AVG
2022-23	GaTech	5-0	15/3.0	2-5	.400	0-0	.000	1-2	.500	2	4	6	1.2	2-0	0	4	0	0	5	1.0
TOTAL		5-0	15/3.0	2-5	.400	0-0	.000	1-2	.500	2	4	6	1.2	2-0	0	4	0	0	5	1.0

Single Game Highs

Statistic	Value	
Points	2	vs North Ala. 11/26/22, vs Alabama St. 12/17/22
Rebounds	2	vs Northeastern 12/02/22, vs Alabama St. 12/17/22
FG Made	1	vs North Ala. 11/26/22, vs Alabama St. 12/17/22
FG Attempts	3	vs Alabama St. 12/17/22
FT Made	1	vs Clayton St. 11/07/22
FT Attempts	2	vs Clayton St. 11/07/22

MAXWELL, Tristan

				Field Goals		3-Point		F-Throws		Rebounds									Scoring	
SEASON	TEAM	GP-GS	MIN/AVG	FG-FGA	FG%	3FG-3FGA	3FG%	FT-FTA	FT%	OFF	DEF	TOT	AVG	PF-FO	A	TO	BLK	STL	PTS	AVG
2020-21	GaTech	1-0	8/8.2	0-2	.000	0-2	.000	3-3	1.000	0	0	0	0.0	0-0	0	0	0	0	3	3.0
2021-22	GaTech	5-0	78/15.6	11-32	.344	8-20	.400	2-4	.500	2	6	8	1.6	5-0	2	3	0	1	32	6.4
2022-23	GaTech	17-2	193/11.3	20-77	.260	11-35	.314	7-11	.636	3	13	16	0.9	20-0	15	7	1	5	58	3.4
TOTAL		23-2	279/12.1	31-111	.279	19-57	.333	12-18	.667	5	19	24	1.0	25-0	17	10	1	6	93	4.0

Single Game Highs

Statistic	Value	
Points	22	at Boston College 01/12/22
Rebounds	4	vs Wake Forest 01/19/22
Assists	4	vs Alabama St. 12/17/22
Steals	1	6 times
Blocks	1	vs Alabama St. 12/17/22
FG Made	7	at Boston College 01/12/22
FG Attempts	11	at Boston College 01/12/22, vs Alabama St. 12/17/22
3FG Made	7	at Boston College 01/12/22
3FG Attempts	11	at Boston College 01/12/22
FT Made	3	vs Delaware St. 12/20/20
FT Attempts	4	at Louisville 02/01/23



MEKA, Jordan

				Field Goals		3-Point		F-Throws		Rebounds									Scoring		
SEASON	TEAM	GP-GS	MIN/AVG	FG-FGA	FG%	3FG-3FGA	3FG%	FT-FTA	FT%	OFF	DEF	TOT	AVG	PF-FO	A	TO	BLK	STL	PTS	AVG	
2020-21	GaTech	1-0	8/8.1	0-1	.000	0-0	.000	0-0	.000	0	1	1	1.0	0-0	0	0	0	0	0	0	0.0
2021-22	GaTech	15-4	188/12.5	6-27	.222	0-0	.000	0-0	.000	14	30	44	2.9	35-1	10	6	11	6	12	0.8	
2022-23	GaTech	8-0	42/5.3	2-7	.286	0-0	.000	0-0	.000	5	7	12	1.5	12-1	0	0	4	1	4	0.5	
TOTAL		24-4	238/9.9	8-35	.229	0-0	.000	0-0	.000	19	38	57	2.4	47-2	10	6	15	7	16	0.7	

Single Game Highs

Statistic	Value	
Points	4	vs Clayton St. 01/23/22, vs Alabama St. 12/17/22
Rebounds	8	at Duke 01/04/22
Assists	3	vs Clayton St. 01/23/22
Steals	3	vs Clemson 02/05/22
Blocks	3	at Duke 01/04/22
FG Made	2	vs Clayton St. 01/23/22, vs Alabama St. 12/17/22
FG Attempts	6	at Duke 01/04/22

MOORE, Jalon

				Field Goals		3-Point		F-Throws		Rebounds									Scoring	
SEASON	TEAM	GP-GS	MIN/AVG	FG-FGA	FG%	3FG-3FGA	3FG%	FT-FTA	FT%	OFF	DEF	TOT	AVG	PF-FO	A	TO	BLK	STL	PTS	AVG
2021-22	GaTech	13-1	111/8.6	14-31	.452	3-5	.600	6-12	.500	8	17	25	1.9	15-0	3	9	8	2	37	2.8
2022-23	GaTech	22-15	495/22.5	66-152	.434	3-25	.120	49-71	.690	45	73	118	5.4	46-0	16	33	23	18	184	8.4
TOTAL		35-16	606/17.3	80-183	.437	6-30	.200	55-83	.663	53	90	143	4.1	61-0	19	42	31	20	221	6.3

Single Game Highs

Statistic	Value	
Points	17	vs NC State 01/17/23
Rebounds	9	vs Clayton St. 11/07/22, vs Northeastern 12/02/22, vs Clemson 12/21/22
Assists	4	vs Clemson 12/21/22
Steals	3	at Iowa 11/29/22
Blocks	3	vs Northeastern 12/02/22, vs Alabama St. 12/17/22
FG Made	8	vs NC State 01/17/23
FG Attempts	14	vs NC State 01/17/23
3FG Made	1	6 times
3FG Attempts	3	vs Northeastern 12/02/22
FT Made	10	vs Northeastern 12/02/22
FT Attempts	10	vs Northeastern 12/02/22



Georgia Tech Men's Basketball
Individual Career Summaries
All games

SMITH, Deivon

SEASON	TEAM	GP-GS	MIN/AVG	Field Goals		3-Point		F-Throws		Rebounds				Other Stats					Scoring	
				FG-FGA	FG%	3FG-3FGA	3FG%	FT-FTA	FT%	OFF	DEF	TOT	AVG	PF-FO	A	TO	BLK	STL	PTS	AVG
2020-21	MSU	33-8	749/22.7	65-192	.339	19-68	.279	24-39	.615	13	106	119	3.6	52-1	97	56	9	29	173	5.2
2021-22	GaTech	24-5	472/19.7	58-144	.403	5-18	.278	16-27	.593	25	56	81	3.4	44-0	48	42	5	25	137	5.7
2022-23	GaTech	22-13	533/24.2	73-185	.395	10-41	.244	12-27	.444	26	95	121	5.5	36-0	77	30	13	20	168	7.6
TOTAL FOR GaTech		46-18	1005/21.9	131-329	.398	15-59	.254	28-54	.519	51	151	202	4.4	80-0	125	72	18	45	305	6.6
TOTAL		79-26	1754/22.2	196-521	.376	34-127	.268	52-93	.559	64	257	321	4.1	132-1	222	128	27	74	478	6.1

Single Game Highs

Statistic	Value	
Points	17	vs Memphis 03/28/21
Rebounds	11	vs Wisconsin 12/01/21, vs Pittsburgh 01/14/23
Assists	9	vs Iowa St. 01/30/21
Steals	3	vs NC State 02/15/22, at Georgia St. 11/12/22
Blocks	3	vs NIU 11/17/22
FG Made	7	4 times
FG Attempts	16	vs Memphis 03/28/21
3FG Made	3	at Georgia 12/30/20, vs Pittsburgh 01/14/23
3FG Attempts	6	vs Pittsburgh 01/14/23, vs Syracuse 01/21/23
FT Made	4	vs Clemson 02/05/22
FT Attempts	7	vs Utah 11/21/22



Georgia Tech Men's Basketball
Individual Career Summaries
All games

STURDIVANT, Kyle

SEASON	TEAM	GP-GS	MIN/AVG	Field Goals		3-Point		F-Throws		Rebounds				Scoring						
				FG-FGA	FG%	3FG-3FGA	3FG%	FT-FTA	FT%	OFF	DEF	TOT	AVG	PF-FO	A	TO	BLK	STL	PTS	AVG
2019-20	USC	21-0	175/8.3	16-46	.348	3-14	.214	8-9	.889	4	20	24	1.1	10-0	25	22	1	5	43	2.0
2020-21	GaTech	26-0	308/11.8	32-74	.432	8-22	.364	18-23	.783	2	22	24	0.9	27-0	27	17	2	6	90	3.5
2021-22	GaTech	32-28	808/25.2	89-216	.412	26-78	.333	39-50	.780	7	74	81	2.5	55-2	73	38	2	30	243	7.6
2022-23	GaTech	23-11	469/20.4	60-163	.368	21-70	.300	21-35	.600	3	44	47	2.0	36-0	65	39	2	15	162	7.0
TOTAL FOR GaTech		81-39	1584/19.6	181-453	.400	55-170	.324	78-108	.722	12	140	152	1.9	118-2	165	94	6	51	495	6.1
TOTAL		102-39	1759/17.2	197-499	.395	58-184	.315	86-117	.735	16	160	176	1.7	128-2	190	116	7	56	538	5.3

Single Game Highs

Statistic	Value	
Points	18	at Notre Dame 01/10/23
Rebounds	8	vs Alabama St. 12/17/22
Assists	8	vs Virginia 12/31/22
Steals	4	at Clemson 03/02/22
Blocks	1	7 times
FG Made	7	vs Charleston So. 11/22/21, at Notre Dame 01/10/23
FG Attempts	16	at Louisville 02/01/23
3FG Made	3	vs Alabama St. 12/17/22, at NC State 02/04/23
3FG Attempts	9	at Louisville 02/01/23
FT Made	6	vs Clayton St. 11/07/22
FT Attempts	8	vs Clayton St. 11/07/22



**Georgia Tech Men's Basketball
Individual Career Summaries
All games**

TERRY, Lance

SEASON	TEAM	GP-GS	MIN/AVG	Field Goals		3-Point		F-Throws		Rebounds				Scoring						
				FG-FGA	FG%	3FG-3FGA	3FG%	FT-FTA	FT%	OFF	DEF	TOT	AVG	PF-FO	A	TO	BLK	STL	PTS	AVG
2019-20	GW	15-0	161/10.7	18-49	.367	13-38	.342	4-7	.571	0	22	22	1.5	21-0	5	13	3	7	53	3.5
2020-21	GW	9-6	201/22.4	31-64	.484	18-41	.439	23-25	.920	3	15	18	2.0	22-0	5	8	1	5	103	11.4
2021-22	GW	31-31	972/31.4	158-344	.459	57-163	.350	69-85	.812	26	80	106	3.4	69-1	37	44	12	32	442	14.3
2022-23	GaTech	19-11	504/26.5	57-139	.410	22-65	.338	22-26	.846	8	41	49	2.6	32-0	18	14	3	12	158	8.3
TOTAL FOR GaTech		19-11	504/26.5	57-139	.410	22-65	.338	22-26	.846	8	41	49	2.6	32-0	18	14	3	12	158	8.3
TOTAL		74-48	1838/24.8	264-596	.443	110-307	.358	118-143	.825	37	158	195	2.6	144-1	65	79	19	56	756	10.2

Single Game Highs

Statistic	Value	
Points	26	at Hampton 12/30/20
Rebounds	7	at VMI 12/11/21, vs USC Upstate 01/19/22, vs UNC Asheville 02/23/22
Assists	4	at USC Upstate 02/26/22
Steals	3	at East Carolina 12/04/21, at Florida St. 01/07/23
Blocks	2	at UNLV 11/10/21, at N.C. Central 12/15/21, at Longwood 01/15/22
FG Made	8	5 times
FG Attempts	19	at Florida St. 12/21/20
3FG Made	6	vs Charleston So. 02/12/22
3FG Attempts	10	vs Charleston So. 02/12/22
FT Made	9	at Hampton 12/30/20
FT Attempts	9	at Hampton 12/30/20, at Campbell 02/09/22

ROSTER AT-A-GLANCE

NUMERICAL

No.	Name	Pos.	Ht.	Wt.	Cl.	Exp.	Hometown	High School/College
0	Lance Terry	G	6-2	200	Sr.	TR	College Park, Ga.	The Heritage School/Gardner-Webb
1	Kyle Sturdivant	G	6-3	196	Sr.	2VL	Norcross, Ga.	Norcross HS/Southern California
3	Dallan "Deebo" Coleman	G	6-6	218	So.	1VL	Memphis, Tenn.	West Nassau HS [Callahan, Fla.]
4	Ja'von Franklin	F	6-7	214	Sr.	TR*	Little Rock, Ark.	Parkview Magnet/Holmes C/Auburn/South Alabama
5	Deivon Smith	G	6-1	176	Jr.	1VL	Loganville, Ga.	Grayson HS/Mississippi State
10	Cyril Martynov	C/F	7-0	229	Fr.	HS	Barrie, Ontario	Innisdale Secondary School/Lawrenceville [N.J.] School
11	Tristan Maxwell	G	6-3	205	Jr.	2VL	Huntersville, N.C.	North Mecklenburg HS
12	Freds Pauls Bagatskis	F	6-8	180	Fr.	HS	Riga, Latvia	Mas Camarena/Valencia [Spain] Basketball Club
13	Miles Kelly	G	6-6	175	So.	1VL	Stone Mountain, Ga.	Parkview HS/Hargrave Military Academy [Chatham, Va.]
14	Jalon Moore	F	6-7	209	So.	1VL	Birmingham, Ala.	Gardendale HS
23	Jordan Meka	C/F	6-8	219	Jr.	2VL	Yaoundé, Cameroon	Mt. Bethel Christian Academy [Marietta, Ga.]
24	Rodney Howard	C/F	6-11	256	Sr.	2VL	Ypsilanti, Mich.	Legacy Charter School [Greenville, S.C.]/Georgia
30	Coleman Boyd	G	6-1	178	Sr.	3VL	Smyrna, Ga.	Mt. Bethel Christian Academy
33	Brayden Daniels	G	6-4	188	So.	1VL	Louisville, Ky.	Christian Academy of Louisville
35	Emmer Nichols	F	6-6	219	Fr.	HS	Woodside, Calif.	Sacred Heart Preparatory School
43	Jermontae Hill	G	6-6	206	r-Fr.	HS	Atlanta, Ga.	Tucker HS/DME Academy (Daytona, Fla.)

ALPHABETICAL

No.	Name	Pos.	Ht.	Wt.	Cl.	Exp.	Hometown	High School/College
12	Freds Pauls Bagatskis	F	6-8	180	Fr.	HS	Riga, Latvia	Mas Camarena/Valencia [Spain] Basketball Club
30	Coleman Boyd	G	6-1	178	Sr.	3VL	Smyrna, Ga.	Mt. Bethel Christian Academy
3	Dallan "Deebo" Coleman	G	6-6	218	So.	1VL	Memphis, Tenn.	West Nassau HS [Callahan, Fla.]
33	Brayden Daniels	G	6-4	188	So.	1VL	Louisville, Ky.	Christian Academy of Louisville
4	Ja'von Franklin	F	6-7	214	Sr.	TR*	Little Rock, Ark.	Parkview Magnet/Holmes CC/Auburn/South Alabama
43	Jermontae Hill	G	6-6	206	r-Fr.	HS	Atlanta, Ga.	Tucker HS/DME Academy (Daytona, Fla.)
24	Rodney Howard	C/F	6-11	256	Sr.	2VL	Ypsilanti, Mich.	Legacy Charter School [Greenville, S.C.]/Georgia
13	Miles Kelly	G	6-6	175	So.	1VL	Stone Mountain, Ga.	Parkview HS/Hargrave Military Academy [Chatham, Va.]
10	Cyril Martynov	C/F	7-0	229	Fr.	HS	Barrie, Ontario	Innisdale Secondary School/Lawrenceville [N.J.] School
11	Tristan Maxwell	G	6-3	205	Jr.	2VL	Huntersville, N.C.	North Mecklenburg HS
23	Jordan Meka	C/F	6-8	219	Jr.	2VL	Yaoundé, Cameroon	Mt. Bethel Christian Academy [Marietta, Ga.]
14	Jalon Moore	F	6-7	209	So.	1VL	Birmingham, Ala.	Gardendale HS
35	Emmer Nichols	F	6-6	219	Fr.	HS	Woodside, Calif.	Sacred Heart Preparatory School
5	Deivon Smith	G	6-1	176	Jr.	1VL	Loganville, Ga.	Grayson HS/Mississippi State
1	Kyle Sturdivant	G	6-3	196	Sr.	2VL	Norcross, Ga.	Norcross HS/Southern California
0	Lance Terry	G	6-2	200	Sr.	TR	College Park, Ga.	The Heritage School/Gardner-Webb

*graduate transfer

Head Coach: Josh Pastner (Arizona, 1997), 7th season

Associate Head Coach: Anthony Wilkins (Kent State, 2013), 5th season

Assistant Coach: Julian Swartz (Carroll College, 2005), 7th season

Assistant Coach: Brian Eskildsen (Tennessee, 2009), 1st season

Director of Operations: Tyler Benson (St. Bonaventure, 2009), 7th season

Director of Player Personnel: B.J. Elder (Georgia Tech, 2014), 4th season

Director of Scouting: Hayden Sheridan (Arizona, 2016), 5th season

Player Development Coach: Eddie Dimas (Grand Canyon, 2015), 2nd season

Athletic Trainer: Richard Stewart (Salisbury, 2005), 16th season

Pronunciations

McCamish Pavilion	Mc-CAM-ish (like CAM Newton)
Freds Pauls Bagatskis	fred paul buh-GAHT-skis (no S in first two names)
Dallan "Deebo" Coleman	DELL-un, DEE-bo
Brian Eskildsen	ESS-killed-sun
Ja'von Franklin	JAY-vonn
Cyril Martynov	KEER-ul MAR-tin-off
Jordan Meka	MECK-uh
Jalon Moore	JAY-lun
Deivon Smith	DAY-vonn
Kyle Sturdivant	STIR-de-vunt

BY CLASS

Seniors: Coleman Boyd, Ja'von Franklin (grad transfer), Rodney Howard, Kyle Sturdivant, Lance Terry

Juniors: Tristan Maxwell, Jordan Meka, Deivon Smith

Sophomores: Dallan "Deebo" Coleman, Brayden Daniels, Miles Kelly, Jalon Moore

Freshman: Freds Pauls Bagatskis, Jermontae Hill (RS), Cyril Martynov, Emmer Nichols

BY STATE/COUNTRY

Alabama: Jalon Moore

Arkansas: Ja'von Franklin

California: Emmer Nichols

Cameron: Jordan Meka

Canada: Cyril Martynov

Georgia: Coleman Boyd, Jermonatae Hill, Miles Kelly, Deivon Smith, Kyle Sturdivant, Lance Terry

Kentucky: Brayden Daniels

Latvia: Freds Pauls Bagatskis

Michigan: Rodney Howard

North Carolina: Tristan Maxwell

Tennessee: Dallan "Deebo" Coleman

BY MAJOR

Business Administration: Coleman Boyd, Dallan "Deebo" Coleman, Miles Kelly, Jermontae Hill, Rodney Howard, Cyril Martynov, Jordan Meka, Jalon Moore, Kyle Sturdivant

Computer Science: Freds Pauls Bagatskis

Economics/International Affairs: Emmer Nichols

History, Technology & Society: Ja'von Franklin, Lance Terry

Industrial Engineering: Brayden Daniels

Literature, Media & Communication: Tristan Maxwell, Deivon Smith

BY HEIGHT

6-1 Coleman Boyd, Deivon Smith

6-2 Lance Terry

6-3 Tristan Maxwell, Kyle Sturdivant

6-4 Brayden Daniels

6-6 Dallan "Deebo" Coleman, Jermontae Hill, Miles Kelly, Emmer Nichols

6-7 Ja'von Franklin, Jalon Moore

6-8 Freds Pauls Bagatskis, Jordan Meka

6-11 Rodney Howard

7-0 Cyril Martynov

RADIO/TV ROSTER



Fred's Pauls Bagatskis **12**
F • 6-8 • Fr.



Coleman Boyd **30**
G • 6-1 • Sr.




Dallan "Deebo" Coleman **3**
G • 6-6 • So.



Brayden Daniels **33**
G • 6-4 • So.



Ja'von Franklin **4**
F • 6-7 • Sr.



Jermontae Hill **43**
G • 6-6 • rFr.



Rodney Howard **24**
C/F • 6-11 • Sr.



Miles Kelly **13**
G • 6-6 • So.



Cyril Martynov **10**
C/F • 7-0 • Fr.




Tristan Maxwell **11**
G • 6-3 • Jr.




Jordan Meka **23**
C/F • 6-8 • Jr.



Jalon Moore **14**
F • 6-7 • So.



Emmer Nichols **35**
F • 6-6 • Fr.



Deivon Smith **5**
G • 6-1 • Jr.



Kyle Sturdivant **1**
G • 6-3 • Sr.



Lance Terry **0**
G • 6-2 • Sr.



Josh Pastner
Head Coach



Anthony Wilkins
Associate Head Coach



Julian Swartz
Assistant Coach



Brian Eskildsen
Assistant Coach



Tyler Benson
Director of Operations



B.J. Elder
Director of Player Personnel



Hayden Sheridan
Director of Scouting

GAME NOTES

