



Officials: Lee Cassell, A.J. Desai, Jeff Pon

Notre Dame - 64

Record: 11-21

NO.	Name	Min	FG			3P			FT			Rebounds			Fouls		TP	AS	TO	ST	Blocks		+/-
			M-A	M-A	M-A	OR	DR	TOT	PF	FD	BS	BA											
14	Nate Laszewski	F 34:38	2-8	0-2	0-0	1	5	6	3	6	4	1	1	2	0	0	-2						
3	Trey Wertz	G 32:27	1-7	0-2	2-2	0	3	3	2	0	4	4	0	0	0	1	-7						
5	Cormac Ryan	G 34:07	7-14	2-6	2-2	0	3	3	3	2	18	0	5	2	0	-11							
10	Marcus Hammond	G 37:36	9-16	2-5	3-4	1	3	4	3	2	23	1	0	2	0	-3							
23	Dane Goodwin	G 34:47	2-7	1-2	1-1	0	3	3	1	2	6	0	0	0	0	5							
2	Ven-Allen Lubin	08:56	0-0	0-0	0-0	1	3	4	1	0	0	0	0	0	0	-6							
25	Matt Zona	17:29	3-4	3-4	0-1	0	4	4	5	3	9	2	1	0	2	9							
Team						2	1	3			0		1										
<b>Totals</b>			24-56	8-21	8-10	5	25	30	18	15	64	8	8	6	2	4	-3						

Shooting By Period		
1st FG%	12-28	42.9%
3PT%	5-12	41.7%
FT%	3-4	75%
2nd FG%	12-28	42.9%
3PT%	3-9	33.3%
FT%	5-6	83.3%
GM FG%	24-56	42.9%
3PT%	8-21	38.1%
FT%	8-10	80.0%

Dead Ball Rebounds: 1, 0

Technical Fouls: Zona 2<sup>nd</sup> 0:42

Virginia Tech - 67

Record: 19-13

NO.	Name	Min	FG			3P			FT			Rebounds			Fouls		TP	AS	TO	ST	Blocks		+/-
			M-A	M-A	M-A	OR	DR	TOT	PF	FD	BS	BA											
21	Grant Basile	F 28:07	7-11	2-5	4-5	0	2	2	4	4	20	0	2	0	1	1	1						
25	Justyn Mutts	F 36:13	8-14	0-1	2-4	2	11	13	3	4	18	4	1	1	2	0	9						
0	Hunter Cattoor	G 38:37	3-6	3-4	2-2	1	2	3	2	4	11	2	1	2	0	3							
2	MJ Collins	G 30:23	1-5	0-3	0-0	0	2	2	3	0	2	0	1	0	0	-4							
3	Sean Pedulla	G 36:13	4-9	1-4	4-6	0	3	3	3	4	13	2	3	1	0	9							
15	Lynn Kidd	05:40	0-1	0-0	0-0	0	0	0	0	0	0	1	0	0	0	5							
1	Rodney Rice	17:23	1-3	1-2	0-0	0	5	5	0	0	3	1	1	0	1	2							
34	Mylyjael Poteat	07:24	0-1	0-0	0-2	0	1	1	0	1	0	0	0	0	0	-10							
Team						0	1	1			0		0										
<b>Totals</b>			24-50	7-19	12-19	3	27	30	15	17	67	10	9	4	4	2	3						

Shooting By Period		
1st FG%	12-29	41.4%
3PT%	5-13	38.5%
FT%	4-6	66.7%
2nd FG%	12-21	57.1%
3PT%	2-6	33.3%
FT%	8-13	61.5%
GM FG%	24-50	48.0%
3PT%	7-19	36.8%
FT%	12-19	63.2%

Dead Ball Rebounds: 5, 1

Technical Fouls: NONE

	ND	VT
Biggest lead	5 (2 <sup>nd</sup> 5:35)	12 (1 <sup>st</sup> 7:02)
Best Scoring Run	9 (1 <sup>st</sup> 4:46)	9 (1 <sup>st</sup> 7:38)
Lead Changes	16	
Times Tied	5	
Time with Lead	13:09	26:06

Points from	ND	VT
Turnovers	9	8
Paint	26	28
Second Chance	0	4
Fast Breaks	3	6
Bench	9	3

	Period by Period Scoring		
	1st	2nd	TOT
ND	32	32	64
VT	33	34	67



**Period 1**

**Quarter Starters:**

<b>VT</b>	0 Cattoor H	2 Collins M	3 Pedulla S	21 Basile G	25 Mutts J
<b>ND</b>	3 Wertz T	5 Ryan C	10 Hammond M	14 Laszewski N	23 Goodwin D

Game Time	VT	Score	Diff	ND
20:00	21 BASILE G jumpball won			14 LASZEWSKI N jumpball lost
19:47	25 MUTTS J foul drawn (1)			23 GOODWIN D foul shooting (1 - 1)
19:47	25 MUTTS J free throw 1 - 2 made (1)	<b>1-0</b>	<b>1</b>	
19:47	25 MUTTS J free throw 2 - 2 made (2)	<b>2-0</b>	<b>2</b>	
19:31				14 LASZEWSKI N 2pt FG outside the paint, floating jump shot missed
19:29	25 MUTTS J defensive rebound (1)			
19:24	3 PEDULLA S foul drawn (1)			10 HAMMOND M foul shooting (1 - 2)
19:24	3 PEDULLA S free throw 1 - 2 made (1)	<b>3-0</b>	<b>3</b>	
19:24	3 PEDULLA S free throw 2 - 2 made (2)	<b>4-0</b>	<b>4</b>	
18:59				10 HAMMOND M 2pt FG in the paint, pull up jump shot missed
18:56	25 MUTTS J defensive rebound (2)			
18:48	3 PEDULLA S 2pt FG in the paint, turnaround jump shot missed			
18:43				3 WERTZ T defensive rebound (1)
18:19				3 WERTZ T 2pt FG outside the paint, pull up jump shot missed
18:15	0 CATTOOR H defensive rebound (1)			
17:59	21 BASILE G 3pt FG , jump shot missed			
17:55				5 RYAN C defensive rebound (1)
17:37				14 LASZEWSKI N 2pt FG in the paint, layup missed
17:34	25 MUTTS J defensive rebound (3)			
17:24	21 BASILE G 3pt FG , jump shot made (3)	<b>7-0</b>	<b>7</b>	
17:24	25 MUTTS J assist (1)			
17:04		<b>7-2</b>	<b>5</b>	3 WERTZ T 2pt FG in the paint, driving layup made (2)
16:36	3 PEDULLA S 3pt FG , jump shot missed			
16:33				10 HAMMOND M defensive rebound (1)
16:25				5 RYAN C 2pt FG in the paint, driving layup missed
16:23	25 MUTTS J defensive rebound (4)			
16:16	21 BASILE G 3pt FG , jump shot missed			
16:12				10 HAMMOND M defensive rebound (2)
16:05		<b>7-4</b>	<b>3</b>	10 HAMMOND M 2pt FG in the paint, driving layup made (2)
15:48	21 BASILE G 2pt FG in the paint, layup made (5)	<b>9-4</b>	<b>5</b>	
15:48	25 MUTTS J assist (2)			
15:27				14 LASZEWSKI N 2pt FG in the paint, layup missed
15:25	25 MUTTS J defensive rebound (5)			
15:10	25 MUTTS J 3pt FG , jump shot missed			
15:05	0 CATTOOR H offensive rebound (2)			
15:04	2 COLLINS M 3pt FG second chance , jump shot missed			
15:01	25 MUTTS J offensive rebound (6)			
14:56	25 MUTTS J 2pt FG second chance outside the paint, turnaround jump shot made (4)	<b>11-4</b>	<b>7</b>	
14:34		<b>11-7</b>	<b>4</b>	5 RYAN C 3pt FG , jump shot made (3)
14:34				3 WERTZ T assist (1)
14:05	25 MUTTS J foul drawn (2)			3 WERTZ T foul shooting (1 - 3)
14:05				Timeout media



Official Basketball Play by Play - First Half  
**Notre Dame at Virginia Tech**  
 03/07/23 Greensboro Coliseum, Greensboro, NC  
 2023 New York Life ACC Men's Basketball Tournament

**Game Time:** 7:00 PM  
**Game Duration:** 2:01  
**Attendance:** 7,231

**Officials:** Lee Cassell, A.J. Desai, Jeff Pon

Game Time	VT	Score	Diff	ND
14:05	21 BASILE G substitution out			
14:05	15 KIDD L substitution in			
14:05				3 WERTZ T substitution out
14:05				2 LUBIN V substitution in
14:05	25 MUTTS J free throw 1 - 2 missed			
14:05	offensive dead ball rebound (1)			
14:05	25 MUTTS J free throw 2 - 2 missed			
14:05				14 LASZEWSKI N defensive rebound (1)
13:42		<b>11-9</b>	<b>2</b>	10 HAMMOND M 2pt FG in the paint, floating jump shot made (4)
13:25	0 CATTOOR H 3pt FG , jump shot made (3)	<b>14-9</b>	<b>5</b>	
13:25	3 PEDULLA S assist (1)			
13:03	2 COLLINS M foul shooting (1 - 1)			10 HAMMOND M foul drawn (1)
13:03				10 HAMMOND M free throw 1 - 2 missed
13:03				offensive dead ball rebound (1)
13:03	2 COLLINS M substitution out			
13:03	1 RICE R substitution in			
13:03		<b>14-10</b>	<b>4</b>	10 HAMMOND M free throw 2 - 2 made (5)
13:03				10 HAMMOND M substitution out
13:03				3 WERTZ T substitution in
12:48	3 PEDULLA S turnover lost ball (1)			14 LASZEWSKI N steal (1)
12:37		<b>14-12</b>	<b>2</b>	5 RYAN C 2pt FG from turnover in the paint, driving layup made (5)
12:06	25 MUTTS J 2pt FG outside the paint, hook shot made (6)	<b>16-12</b>	<b>4</b>	
11:57				5 RYAN C 3pt FG , jump shot missed
11:54				2 LUBIN V offensive rebound (1)
11:36	0 CATTOOR H steal (1)			5 RYAN C turnover lost ball (1)
11:36	Timeout media			
11:36				23 GOODWIN D substitution out
11:36				10 HAMMOND M substitution in
11:17	3 PEDULLA S 3pt FG from turnover, jump shot missed			
11:14				5 RYAN C defensive rebound (2)
11:08				10 HAMMOND M 3pt FG , jump shot missed
11:04	1 RICE R defensive rebound (1)			
10:57	25 MUTTS J 2pt FG in the paint, hook shot missed			
10:55				2 LUBIN V defensive rebound (2)
10:40				3 WERTZ T 2pt FG in the paint, floating jump shot missed
10:38	1 RICE R defensive rebound (2)			
10:30	1 RICE R 2pt FG outside the paint, pull up jump shot missed			
10:26				2 LUBIN V defensive rebound (3)
10:09				10 HAMMOND M 2pt FG in the paint, jump shot missed
10:06	25 MUTTS J defensive rebound (7)			
09:55	0 CATTOOR H 3pt FG , jump shot made (6)	<b>19-12</b>	<b>7</b>	
09:55	15 KIDD L assist (1)			
09:31				5 RYAN C 3pt FG , jump shot missed
09:28	1 RICE R defensive rebound (3)			
09:06	15 KIDD L 2pt FG in the paint, jump shot missed			
09:04				2 LUBIN V defensive rebound (4)
08:53				3 WERTZ T 3pt FG , jump shot missed
08:50	25 MUTTS J defensive rebound (8)			



Official Basketball Play by Play - First Half  
**Notre Dame at Virginia Tech**  
 03/07/23 Greensboro Coliseum, Greensboro, NC  
 2023 New York Life ACC Men's Basketball Tournament

**Game Time:** 7:00 PM  
**Game Duration:** 2:01  
**Attendance:** 7,231

**Officials:** Lee Cassell, A.J. Desai, Jeff Pon

Game Time	VT	Score	Diff	ND
08:40	3 PEDULLA S 2pt FG outside the paint, pull up jump shot made (4)	21-12	9	
08:25	3 PEDULLA S foul personal (1 - 2)			14 LASZEWSKI N foul drawn (1)
08:25	3 PEDULLA S substitution out			
08:25	15 KIDD L substitution out			
08:25	25 MUTTS J substitution out			
08:25	2 COLLINS M substitution in			
08:25	21 BASILE G substitution in			
08:25	34 POTEAT M substitution in			
08:25				2 LUBIN V substitution out
08:25				14 LASZEWSKI N substitution out
08:25				23 GOODWIN D substitution in
08:25				25 ZONA M substitution in
08:24				5 RYAN C 3pt FG , jump shot missed
08:20	1 RICE R defensive rebound (4)			
07:54	0 CATTOOR H 2pt FG in the paint, step back jump shot missed			
07:50				25 ZONA M defensive rebound (1)
07:43	0 CATTOOR H steal (2)			5 RYAN C turnover bad pass (2)
07:38	2 COLLINS M 2pt FG fast break from turnover in the paint, layup made (2)	23-12	11	
07:38	1 RICE R assist (1)			
07:35				Timeout 30 Sec
07:35				Timeout media
07:35				5 RYAN C substitution out
07:35				14 LASZEWSKI N substitution in
07:15	21 BASILE G foul shooting (1 - 3)			10 HAMMOND M foul drawn (2)
07:15		23-13	10	10 HAMMOND M free throw 1 - 2 made (6)
07:15		23-14	9	10 HAMMOND M free throw 2 - 2 made (7)
07:02	0 CATTOOR H 3pt FG , jump shot made (9)	26-14	12	
06:38		26-17	9	23 GOODWIN D 3pt FG , jump shot made (3)
06:38				3 WERTZ T assist (2)
06:11	0 CATTOOR H 2pt FG in the paint, layup blocked			
06:11				25 ZONA M block (1)
06:08				25 ZONA M defensive rebound (2)
05:53				23 GOODWIN D 2pt FG in the paint, turnaround jump shot missed
05:50	2 COLLINS M defensive rebound (1)			
05:39	1 RICE R 3pt FG , jump shot missed			
05:34				23 GOODWIN D defensive rebound (1)
05:14		26-20	6	10 HAMMOND M 3pt FG , jump shot made (10)
05:14				3 WERTZ T assist (3)
04:52	2 COLLINS M turnover bad pass (1)			10 HAMMOND M steal (1)
04:46		26-23	3	25 ZONA M 3pt FG fast break from turnover, jump shot made (3)
04:46				3 WERTZ T assist (4)
04:38	Timeout 30 Sec			
04:38	0 CATTOOR H substitution out			
04:38	34 POTEAT M substitution out			
04:38	3 PEDULLA S substitution in			
04:38	25 MUTTS J substitution in			
04:19	25 MUTTS J 2pt FG in the paint, layup made (8)	28-23	5	



Official Basketball Play by Play - First Half  
**Notre Dame at Virginia Tech**  
 03/07/23 Greensboro Coliseum, Greensboro, NC  
 2023 New York Life ACC Men's Basketball Tournament

**Game Time:** 7:00 PM  
**Game Duration:** 2:01  
**Attendance:** 7,231

**Officials:** Lee Cassell, A.J. Desai, Jeff Pon

Game Time	VT	Score	Diff	ND
03:52		<b>28-25</b>	<b>3</b>	10 HAMMOND M 2pt FG in the paint, layup made (12)
03:34	25 MUTTS J 2pt FG in the paint, hook shot missed			
03:32				25 ZONA M defensive rebound (3)
03:16				3 WERTZ T 3pt FG , jump shot missed
03:15	defensive rebound (16)			
03:15	Timeout media			
03:15	1 RICE R substitution out			
03:15	0 CATTOOR H substitution in			
03:15				3 WERTZ T substitution out
03:15				5 RYAN C substitution in
03:01	21 BASILE G 3pt FG , jump shot missed			
02:58				23 GOODWIN D defensive rebound (2)
02:41		<b>28-28</b>	<b>0</b>	25 ZONA M 3pt FG , jump shot made (6)
02:41				10 HAMMOND M assist (1)
02:21	21 BASILE G 3pt FG , jump shot made (8)	<b>31-28</b>	<b>3</b>	
02:21	0 CATTOOR H assist (1)			
02:02	25 MUTTS J foul personal (1 - 4)			14 LASZEWSKI N foul drawn (2)
01:50		<b>31-30</b>	<b>1</b>	5 RYAN C 2pt FG in the paint, driving layup made (7)
01:29	25 MUTTS J 2pt FG outside the paint, turnaround jump shot missed			
01:27				23 GOODWIN D defensive rebound (3)
01:07	0 CATTOOR H foul personal (1 - 5)			25 ZONA M foul drawn (1)
01:07				14 LASZEWSKI N substitution out
01:07				2 LUBIN V substitution in
01:01		<b>31-32</b>	<b>-1</b>	10 HAMMOND M 2pt FG in the paint, driving layup made (14)
00:42	3 PEDULLA S 2pt FG in the paint, driving layup made (6)	<b>33-32</b>	<b>1</b>	
00:14				25 ZONA M 3pt FG , jump shot blocked
00:14	25 MUTTS J block (1)			
00:09	3 PEDULLA S defensive rebound (1)			
00:00	25 MUTTS J 2pt FG in the paint, layup missed			
00:00				5 RYAN C defensive rebound (3)
<b>END OF PERIOD</b>				
<b>VT 33-32 ND</b>				



Officials: Lee Cassell, A.J. Desai, Jeff Pon

**Notre Dame - 32**

NO.	Name	F	Min	FG			Rebounds			Fouls		TP	AS	TO	ST	Blocks		+/-
				M-A	M-A	M-A	OR	DR	TOT	PF	FD					BS	BA	
14	Nate Laszewski	F	18:03	0-3	0-0	0-0	0	1	1	0	2	0	0	0	1	0	0	1
3	Trey Wertz	G	15:43	1-5	0-2	0-0	0	1	1	1	0	2	4	0	0	0	0	-3
5	Cormac Ryan	G	15:40	3-7	1-4	0-0	0	3	3	0	0	7	0	2	0	0	0	-9
10	Marcus Hammond	G	18:33	5-8	1-2	3-4	0	2	2	1	2	14	1	0	1	0	0	-1
23	Dane Goodwin	G	16:49	1-2	1-1	0-0	0	3	3	1	0	3	0	0	0	0	0	4
2	Ven-Allen Lubin		06:47	0-0	0-0	0-0	1	3	4	0	0	0	0	0	0	0	0	-5
25	Matt Zona		08:25	2-3	2-3	0-0	0	3	3	0	1	6	0	0	0	1	1	8
Team							0	0	0			0		0				
<b>Totals</b>				12-28	5-12	3-4	1	16	17	3	5	32	5	2	2	1	1	-1

Shooting By Period		
1st FG%	12-28	42.9%
3PT%	5-12	41.7%
FT%	3-4	75%
GM FG%	12-28	42.9%
3PT%	5-12	41.7%
FT%	3-4	75.0%

Dead Ball Rebounds: 1, 0

Technical Fouls::NONE

**Virginia Tech - 33**

NO.	Name	F	Min	FG			Rebounds			Fouls		TP	AS	TO	ST	Blocks		+/-
				M-A	M-A	M-A	OR	DR	TOT	PF	FD					BS	BA	
21	Grant Basile	F	14:20	3-6	2-5	0-0	0	0	0	1	0	8	0	0	0	0	0	-4
25	Justyn Mutts	F	16:13	3-8	0-1	2-4	1	7	8	1	2	8	2	0	0	1	0	7
0	Hunter Cattoor	G	18:37	3-5	3-3	0-0	1	1	2	1	0	9	1	0	2	0	1	1
2	MJ Collins	G	15:22	1-2	0-1	0-0	0	1	1	1	0	2	0	1	0	0	0	-3
3	Sean Pedulla	G	16:13	2-5	0-2	2-2	0	1	1	1	1	6	1	1	0	0	0	7
15	Lynn Kidd		05:40	0-1	0-0	0-0	0	0	0	0	0	0	1	0	0	0	0	5
1	Rodney Rice		09:48	0-2	0-1	0-0	0	4	4	0	0	0	1	0	0	0	0	-2
34	Mylyjael Poteat		03:47	0-0	0-0	0-0	0	0	0	0	0	0	0	0	0	0	0	-6
Team							0	1	1			0		0				
<b>Totals</b>				12-29	5-13	4-6	2	15	17	5	3	33	6	2	2	1	1	1

Shooting By Period		
1st FG%	12-29	41.4%
3PT%	5-13	38.5%
FT%	4-6	66.7%
GM FG%	12-29	41.4%
3PT%	5-13	38.5%
FT%	4-6	66.7%

Dead Ball Rebounds: 1, 0

Technical Fouls::NONE

	ND	VT
Biggest lead	1 (1 <sup>st</sup> 1:01)	12 (1 <sup>st</sup> 7:02)
Best Scoring Run	9 (1 <sup>st</sup> 4:46)	9 (1 <sup>st</sup> 7:38)
Lead Changes	2	
Times Tied	1	
Time with Lead	00:19	19:08

Points from	ND	VT
Turnovers	5	2
Paint	14	8
Second Chance	0	2
Fast Breaks	3	2
Bench	6	0

	Period by Period Scoring		
	1st	2nd	TOT
ND	32	32	64
VT	33	34	67



**Period 2**

**Quarter Starters:**

<b>VT</b>	0 Cattoor H	2 Collins M	3 Pedulla S	21 Basile G	25 Mutts J
<b>ND</b>	3 Wertz T	5 Ryan C	10 Hammond M	14 Laszewski N	23 Goodwin D

Game Time	VT	Score	Diff	ND
20:00				2 LUBIN V substitution out
20:00				25 ZONA M substitution out
20:00				3 WERTZ T substitution in
20:00				14 LASZEWSKI N substitution in
19:34		<b>33-34</b>	<b>-1</b>	10 HAMMOND M 2pt FG outside the paint, jump shot made (16)
19:16	25 MUTTS J 2pt FG in the paint, layup made (10)	<b>35-34</b>	<b>1</b>	
18:52		<b>35-36</b>	<b>-1</b>	14 LASZEWSKI N 2pt FG in the paint, driving layup made (2)
18:31	2 COLLINS M 2pt FG outside the paint, jump shot missed			
18:27				14 LASZEWSKI N defensive rebound (2)
18:15				3 WERTZ T 2pt FG in the paint, layup blocked
18:15	21 BASILE G block (1)			
18:14				offensive rebound (19)
18:05				10 HAMMOND M 2pt FG second chance in the paint, layup missed
18:02				10 HAMMOND M offensive rebound (3)
18:02				10 HAMMOND M 2pt FG second chance in the paint, layup missed
17:58	21 BASILE G defensive rebound (1)			
17:56	3 PEDULLA S foul drawn (2)			10 HAMMOND M foul personal (2 - 1)
17:39	21 BASILE G 2pt FG in the paint, layup made (10)	<b>37-36</b>	<b>1</b>	
17:09		<b>37-39</b>	<b>-2</b>	10 HAMMOND M 3pt FG , step back jump shot made (19)
16:57	3 PEDULLA S 3pt FG , jump shot made (9)	<b>40-39</b>	<b>1</b>	
16:33				23 GOODWIN D 2pt FG in the paint, layup missed
16:31	25 MUTTS J defensive rebound (9)			
16:19	25 MUTTS J foul drawn (3)			10 HAMMOND M foul personal (3 - 2)
16:19				10 HAMMOND M substitution out
16:19				25 ZONA M substitution in
16:17	0 CATTOOR H foul drawn (1)			25 ZONA M foul personal (1 - 3)
16:07	25 MUTTS J 2pt FG in the paint, layup made (12)	<b>42-39</b>	<b>3</b>	
15:47		<b>42-41</b>	<b>1</b>	14 LASZEWSKI N 2pt FG in the paint, layup made (4)
15:47				25 ZONA M assist (1)
15:30	21 BASILE G turnover bad pass (1)			5 RYAN C steal (1)
15:22	21 BASILE G foul shooting (2 - 1)			5 RYAN C foul drawn (1)
15:22	Timeout media			
15:22				3 WERTZ T substitution out
15:22				10 HAMMOND M substitution in
15:22		<b>42-42</b>	<b>0</b>	5 RYAN C free throw 1 - 2 made (8)
15:22		<b>42-43</b>	<b>-1</b>	5 RYAN C free throw 2 - 2 made (9)
15:07	21 BASILE G foul drawn (1)			14 LASZEWSKI N foul shooting (1 - 4)
15:07	21 BASILE G free throw 1 - 2 made (11)	<b>43-43</b>	<b>0</b>	
15:07				14 LASZEWSKI N substitution out
15:07				23 GOODWIN D substitution out
15:07				2 LUBIN V substitution in
15:07				3 WERTZ T substitution in



Official Basketball Play by Play - Second Half  
**Notre Dame at Virginia Tech**  
 03/07/23 Greensboro Coliseum, Greensboro, NC  
 2023 New York Life ACC Men's Basketball Tournament

**Game Time:** 7:00 PM  
**Game Duration:** 2:01  
**Attendance:** 7,231

**Officials:** Lee Cassell, A.J. Desai, Jeff Pon

Game Time	VT	Score	Diff	ND
15:07	21 BASILE G free throw 2 - 2 made (12)	<b>44-43</b>	<b>1</b>	
15:07	21 BASILE G substitution out			
15:07	34 POTEAT M substitution in			
14:49				5 RYAN C 2pt FG outside the paint, pull up jump shot missed
14:46	34 POTEAT M defensive rebound (1)			
14:37	25 MUTTS J foul drawn (4)			2 LUBIN V foul personal (1 - 5)
14:31	0 CATTOOR H foul drawn (2)			25 ZONA M foul personal (2 - 6)
14:31				5 RYAN C substitution out
14:31				25 ZONA M substitution out
14:31				14 LASZEWSKI N substitution in
14:31				23 GOODWIN D substitution in
14:18	34 POTEAT M 2pt FG in the paint, hook shot missed			
14:16				10 HAMMOND M defensive rebound (4)
14:10				23 GOODWIN D 3pt FG , jump shot missed
14:08				14 LASZEWSKI N offensive rebound (3)
14:08	2 COLLINS M foul personal (2 - 2)			14 LASZEWSKI N foul drawn (3)
14:08	0 CATTOOR H foul personal (2 - 3)			23 GOODWIN D foul drawn (1)
13:54				14 LASZEWSKI N 2pt FG second chance in the paint, layup missed
13:51	2 COLLINS M defensive rebound (2)			
13:36	3 PEDULLA S 3pt FG , jump shot missed			
13:33				3 WERTZ T defensive rebound (2)
13:28	3 PEDULLA S foul drawn (3)			14 LASZEWSKI N foul offensive (2 - 7)
13:28				14 LASZEWSKI N turnover offensive (1)
13:28	2 COLLINS M substitution out			
13:28	1 RICE R substitution in			
13:02	1 RICE R turnover bad pass (1)			10 HAMMOND M steal (2)
12:58				2 LUBIN V substitution out
12:58				14 LASZEWSKI N substitution out
12:58				5 RYAN C substitution in
12:58				25 ZONA M substitution in
12:53	0 CATTOOR H foul drawn (3)			5 RYAN C foul offensive (1 - 8)
12:53				5 RYAN C turnover offensive (3)
12:37	34 POTEAT M foul drawn (1)			3 WERTZ T foul shooting (2 - 9)
12:37	34 POTEAT M free throw 1 - 2 missed			
12:37	offensive dead ball rebound (2)			
12:37	34 POTEAT M free throw 2 - 2 missed			
12:37				25 ZONA M defensive rebound (4)
12:22		<b>44-45</b>	<b>-1</b>	5 RYAN C 2pt FG in the paint, pull up jump shot made (11)
12:02	0 CATTOOR H turnover lost ball (1)			
11:46		<b>44-47</b>	<b>-3</b>	10 HAMMOND M 2pt FG from turnover in the paint, driving layup made (21)
11:30	0 CATTOOR H foul drawn (4)			5 RYAN C foul personal (2 - 10)
11:30	Timeout media			
11:30	34 POTEAT M substitution out			
11:30	21 BASILE G substitution in			
11:30	0 CATTOOR H free throw 1 - 2 made (10)	<b>45-47</b>	<b>-2</b>	
11:30	0 CATTOOR H free throw 2 - 2 made (11)	<b>46-47</b>	<b>-1</b>	
11:18	21 BASILE G foul drawn (2)			25 ZONA M foul offensive (3 - 11)
11:18				25 ZONA M turnover offensive (1)





Official Basketball Play by Play - Second Half  
**Notre Dame at Virginia Tech**  
 03/07/23 Greensboro Coliseum, Greensboro, NC  
 2023 New York Life ACC Men's Basketball Tournament

**Game Time:** 7:00 PM  
**Game Duration:** 2:01  
**Attendance:** 7,231

**Officials:** Lee Cassell, A.J. Desai, Jeff Pon

Game Time	VT	Score	Diff	ND
10:59	21 BASILE G 2pt FG from turnover in the paint, layup blocked			
10:59				25 ZONA M block (2)
10:56				3 WERTZ T defensive rebound (3)
10:48				5 RYAN C 3pt FG , jump shot missed
10:45	0 CATTOOR H defensive rebound (3)			
10:37	3 PEDULLA S 2pt FG in the paint, driving layup made (11)	<b>48-47</b>	<b>1</b>	
10:09		<b>48-49</b>	<b>-1</b>	23 GOODWIN D 2pt FG in the paint, driving layup made (5)
10:09	25 MUTTS J foul shooting (2 - 4)			23 GOODWIN D foul drawn (2)
10:09				25 ZONA M substitution out
10:09				14 LASZEWSKI N substitution in
10:09		<b>48-50</b>	<b>-2</b>	23 GOODWIN D free throw 1 - 1 made (6)
09:54	21 BASILE G foul drawn (3)			5 RYAN C foul personal (3 - 12)
09:54	21 BASILE G free throw 1 - 2 missed			
09:54	offensive dead ball rebound (3)			
09:54	21 BASILE G free throw 2 - 2 made (13)	<b>49-50</b>	<b>-1</b>	
09:54	21 BASILE G substitution out			
09:54	2 COLLINS M substitution in			
09:42	2 COLLINS M foul personal (3 - 5)			14 LASZEWSKI N foul drawn (4)
09:26		<b>49-52</b>	<b>-3</b>	5 RYAN C 2pt FG in the paint, driving layup made (13)
09:21	3 PEDULLA S turnover lost ball (2)			14 LASZEWSKI N steal (2)
09:10				23 GOODWIN D 2pt FG from turnover in the paint, jump shot missed
09:08	3 PEDULLA S defensive rebound (2)			
09:01	3 PEDULLA S 2pt FG in the paint, driving layup missed			
09:00				defensive rebound (26)
09:00	1 RICE R substitution out			
09:00	21 BASILE G substitution in			
09:00				23 GOODWIN D substitution out
09:00				25 ZONA M substitution in
08:38	25 MUTTS J steal (1)			5 RYAN C turnover lost ball (4)
08:33	25 MUTTS J 2pt FG fast break from turnover in the paint, layup made (14)	<b>51-52</b>	<b>-1</b>	
08:03				3 WERTZ T 2pt FG in the paint, turnaround jump shot missed
07:59	21 BASILE G defensive rebound (2)			
07:38	2 COLLINS M 3pt FG , jump shot missed			
07:35				14 LASZEWSKI N defensive rebound (4)
07:34	3 PEDULLA S foul personal (2 - 6)			14 LASZEWSKI N foul drawn (5)
07:34	Timeout media			
07:34				3 WERTZ T substitution out
07:34				23 GOODWIN D substitution in
07:12		<b>51-55</b>	<b>-4</b>	25 ZONA M 3pt FG , jump shot made (9)
07:12				14 LASZEWSKI N assist (1)
06:45	25 MUTTS J foul offensive (3 - 7)			5 RYAN C foul drawn (2)
06:45	25 MUTTS J turnover offensive (1)			
06:15				turnover shot clock (7)
06:01	21 BASILE G 2pt FG from turnover in the paint, dunk, made (15)	<b>53-55</b>	<b>-2</b>	
06:01	25 MUTTS J assist (3)			
05:35		<b>53-58</b>	<b>-5</b>	5 RYAN C 3pt FG , jump shot made (16)
05:35				25 ZONA M assist (2)
05:33				Timeout 30 Sec



Official Basketball Play by Play - Second Half  
**Notre Dame at Virginia Tech**  
 03/07/23 Greensboro Coliseum, Greensboro, NC  
 2023 New York Life ACC Men's Basketball Tournament

**Game Time:** 7:00 PM  
**Game Duration:** 2:01  
**Attendance:** 7,231

**Officials:** Lee Cassell, A.J. Desai, Jeff Pon

Game Time	VT	Score	Diff	ND
05:33	Timeout media			
05:26	0 CATTOOR H 3pt FG , jump shot missed			
05:23				14 LASZEWSKI N defensive rebound (5)
04:59	21 BASILE G foul personal (3 - 8)			25 ZONA M foul drawn (2)
04:59				25 ZONA M 1&1 free throw 1 missed
04:59	25 MUTTS J defensive rebound (10)			
04:42	21 BASILE G 2pt FG in the paint, layup made (17)	<b>55-58</b>	<b>-3</b>	
04:42	21 BASILE G foul drawn (4)			25 ZONA M foul shooting (4 - 13)
04:42	21 BASILE G free throw 1 - 1 made (18)	<b>56-58</b>	<b>-2</b>	
04:42				25 ZONA M substitution out
04:42				3 WERTZ T substitution in
04:21				10 HAMMOND M 3pt FG , jump shot missed
04:18	25 MUTTS J defensive rebound (11)			
04:05	25 MUTTS J 2pt FG in the paint, layup missed			
04:02	25 MUTTS J offensive rebound (12)			
04:00	2 COLLINS M 3pt FG second chance, jump shot missed			
03:54				14 LASZEWSKI N defensive rebound (6)
03:33		<b>56-60</b>	<b>-4</b>	5 RYAN C 2pt FG outside the paint, pull up jump shot made (18)
03:16	21 BASILE G foul offensive (4 - 9)			14 LASZEWSKI N foul drawn (6)
03:16	21 BASILE G turnover offensive (2)			
03:16	Timeout media			
03:16	21 BASILE G substitution out			
03:16	1 RICE R substitution in			
02:49				23 GOODWIN D 2pt FG from turnover in the paint, turnaround jump shot missed
02:46	1 RICE R defensive rebound (5)			
02:43	Timeout 30 Sec			
02:43	2 COLLINS M substitution out			
02:43	21 BASILE G substitution in			
02:26	21 BASILE G 2pt FG in the paint, layup made (20)	<b>58-60</b>	<b>-2</b>	
02:26	0 CATTOOR H assist (2)			
02:08		<b>58-62</b>	<b>-4</b>	10 HAMMOND M 2pt FG outside the paint, jump shot made (23)
01:53	1 RICE R 3pt FG , jump shot made (3)	<b>61-62</b>	<b>-1</b>	
01:53	25 MUTTS J assist (4)			
01:50	Timeout 30 Sec			
01:50	21 BASILE G substitution out			
01:50	2 COLLINS M substitution in			
01:31				14 LASZEWSKI N 3pt FG , jump shot missed
01:27	3 PEDULLA S defensive rebound (3)			
01:10	3 PEDULLA S turnover lost ball (3)			5 RYAN C steal (2)
01:07	3 PEDULLA S steal (1)			5 RYAN C turnover lost ball (5)
01:02	25 MUTTS J 2pt FG fast break from turnover in the paint, layup made (16)	<b>63-62</b>	<b>1</b>	
01:02	3 PEDULLA S assist (2)			
00:51	Timeout 60 Sec			
00:51	1 RICE R substitution out			
00:51	21 BASILE G substitution in			
00:51				3 WERTZ T substitution out
00:51				25 ZONA M substitution in
00:42	3 PEDULLA S foul personal (3 - 10)			25 ZONA M foul drawn (3)



Official Basketball Play by Play - Second Half  
**Notre Dame at Virginia Tech**  
 03/07/23 Greensboro Coliseum, Greensboro, NC  
 2023 New York Life ACC Men's Basketball Tournament

**Game Time:** 7:00 PM  
**Game Duration:** 2:01  
**Attendance:** 7,231

**Officials:** Lee Cassell, A.J. Desai, Jeff Pon

Game Time	VT	Score	Diff	ND
00:42				25 ZONA M foul contact dead ball technical (5 - 14)
00:42				25 ZONA M substitution out
00:42				3 WERTZ T substitution in
00:42		<b>63-63</b>	<b>0</b>	3 WERTZ T free throw 1 - 2 made (3)
00:42		<b>63-64</b>	<b>-1</b>	3 WERTZ T free throw 2 - 2 made (4)
00:42	3 PEDULLA S free throw 1 - 2 made (12)	<b>64-64</b>	<b>0</b>	
00:42	3 PEDULLA S free throw 2 - 2 missed			
00:42	offensive dead ball rebound (4)			
00:42	2 COLLINS M substitution out			
00:42	1 RICE R substitution in			
00:30	25 MUTTS J 2pt FG second chance in the paint, dunk, made (18)	<b>66-64</b>	<b>2</b>	
00:12				5 RYAN C 2pt FG in the paint, driving layup blocked
00:12	1 RICE R block (1)			
00:10	25 MUTTS J defensive rebound (13)			
00:10	3 PEDULLA S foul drawn (4)			14 LASZEWSKI N foul personal (3 - 15)
00:10	3 PEDULLA S free throw 1 - 2 missed			
00:10	offensive dead ball rebound (5)			
00:10	21 BASILE G substitution out			
00:10	2 COLLINS M substitution in			
00:10	3 PEDULLA S free throw 2 - 2 made (13)	<b>67-64</b>	<b>3</b>	
00:10	Timeout 60 Sec			
00:02				10 HAMMOND M 3pt FG , jump shot blocked
00:02	25 MUTTS J block (2)			
00:01				offensive rebound (30)
00:01				Timeout 30 Sec
00:01				14 LASZEWSKI N 3pt FG second chance, jump shot missed
00:01	defensive dead ball rebound (6)			
<b>END OF GAME</b>				
<b>VT 67-64 ND</b>				



Officials: Lee Cassell, A.J. Desai, Jeff Pon

Notre Dame - 32

NO.	Name	F	Min	FG	3P	FT	Rebounds			Fouls		TP	AS	TO	ST	Blocks		+/-
				M-A	M-A	M-A	OR	DR	TOT	PF	FD					BS	BA	
14	Nate Laszewski	F	16:35	2-5	0-2	0-0	1	4	5	3	4	4	1	1	1	0	0	-3
3	Trey Wertz	G	16:44	0-2	0-0	2-2	0	2	2	1	0	2	0	0	0	0	1	-4
5	Cormac Ryan	G	18:27	4-7	1-2	2-2	0	0	0	3	2	11	0	3	2	0	1	-2
10	Marcus Hammond	G	19:03	4-8	1-3	0-0	1	1	2	2	0	9	0	0	1	0	1	-2
23	Dane Goodwin	G	17:58	1-5	0-1	1-1	0	0	0	0	2	3	0	0	0	0	0	1
25	Matt Zona		09:04	1-1	1-1	0-1	0	1	1	5	2	3	2	1	0	1	0	1
2	Ven-Allen Lubin		02:09	0-0	0-0	0-0	0	0	0	1	0	0	0	0	0	0	0	-1
Team							2	1	3			0		1				
<b>Totals</b>				12-28	3-9	5-6	4	9	13	15	10	32	3	6	4	1	3	-2

Shooting By Period		
2 <sup>nd</sup> FG%	12-28	42.9%
3PT%	3-9	33.3%
FT%	5-6	83.3%
GM FG%	12-28	42.9%
3PT%	3-9	33.3%
FT%	5-6	83.3%

Dead Ball Rebounds: 0, 0

Technical Fouls: Zona 2<sup>nd</sup> 0:42

Virginia Tech - 34

NO.	Name	F	Min	FG	3P	FT	Rebounds			Fouls		TP	AS	TO	ST	Blocks		+/-
				M-A	M-A	M-A	OR	DR	TOT	PF	FD					BS	BA	
21	Grant Basile	F	13:47	4-5	0-0	4-5	0	2	2	3	4	12	0	2	0	1	1	5
25	Justyn Mutts	F	20:00	5-6	0-0	0-0	1	4	5	2	2	10	2	1	1	1	0	2
0	Hunter Cattoor	G	20:00	0-1	0-1	2-2	0	1	1	1	4	2	1	1	0	0	0	2
2	MJ Collins	G	15:01	0-3	0-2	0-0	0	1	1	2	0	0	0	0	0	0	0	-1
3	Sean Pedulla	G	20:00	2-4	1-2	2-4	0	2	2	2	3	7	1	2	1	0	0	2
34	Mylyjael Poteat		03:37	0-1	0-0	0-2	0	1	1	0	1	0	0	0	0	0	0	-4
1	Rodney Rice		07:35	1-1	1-1	0-0	0	1	1	0	0	3	0	1	0	1	0	4
Team							0	0	0			0		0				
<b>Totals</b>				12-21	2-6	8-13	1	12	13	10	14	34	4	7	2	3	1	2

Shooting By Period		
2 <sup>nd</sup> FG%	12-21	57.1%
3PT%	2-6	33.3%
FT%	8-13	61.5%
GM FG%	12-21	57.1%
3PT%	2-6	33.3%
FT%	8-13	61.5%

Dead Ball Rebounds: 4, 1

Technical Fouls: NONE

	ND	VT
<b>Biggest lead</b>	5 (2 <sup>nd</sup> 5:35)	3 (2 <sup>nd</sup> 16:07)
<b>Best Scoring Run</b>	4 (2 <sup>nd</sup> 15:22)	5 (2 <sup>nd</sup> 16:07)
<b>Lead Changes</b>	14	
<b>Times Tied</b>	4	
<b>Time with Lead</b>	12:50	06:32

Points from	ND	VT
<b>Turnovers</b>	4	6
<b>Paint</b>	12	20
<b>Second Chance</b>	0	2
<b>Fast Breaks</b>	0	4
<b>Bench</b>	3	3

	Period by Period Scoring		
	1st	2nd	TOT
ND	32	32	64
VT	33	34	67



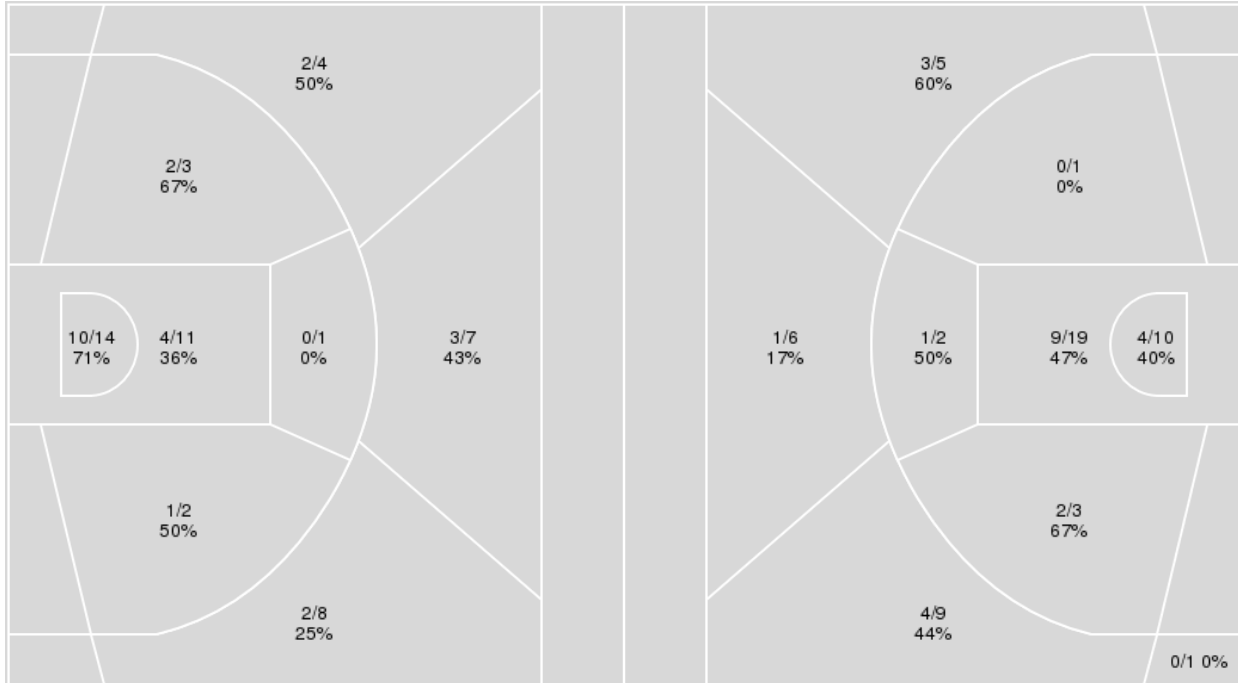
**Officials:** Lee Cassell, A.J. Desai, Jeff Pon

{ Players => All; } FG Types => All; Results => All;

{ Players => All; } FG Types => All; Results => All;

**Virginia Tech**

**Notre Dame**



Virginia Tech	M/A	%
Field Goals	24/50	48
2 Points	17/31	55
3 Points	7/19	37
Free Throws	12/19	63

Notre Dame	M/A	%
Field Goals	24/56	43
2 Points	16/35	46
3 Points	8/21	38
Free Throws	8/10	80



**Notre Dame at Virginia Tech**

03/07/23 Greensboro Coliseum, Greensboro, NC  
2023 New York Life ACC Men's Basketball Tournament

Game Time: 7:00 PM  
Game Duration: 2:01  
Attendance: 7,231

Officials: Lee Cassell, A.J. Desai, Jeff Pon

**Notre Dame**

No	Name	Mins		Score		Points Diff		Points per Min		Assists		Rebounds		Steals		Turnovers	
		On	Off	On	Off	On	Off	On	Off	On	Off	On	Off	On	Off	On	Off
2	Ven-Allen Lubin	08:56	31:04	7 - 13	57 - 54	-6	3	0.78	1.83	0	8	10	20	2	4	2	6
3	Trey Wertz	32:27	07:33	46 - 53	18 - 14	-7	4	1.42	2.38	5	3	25	5	6	0	7	1
5	Cormac Ryan	34:07	05:53	51 - 62	13 - 5	-11	8	1.49	2.21	5	3	24	6	4	2	7	1
10	Marcus Hammond	37:36	02:24	60 - 63	4 - 4	-3	0	1.60	1.67	7	1	29	1	4	2	7	1
14	Nate Laszewski	34:38	05:22	56 - 58	8 - 9	-2	-1	1.62	1.49	8	0	26	4	6	0	5	3
23	Dane Goodwin	34:47	05:13	64 - 59	0 - 8	5	-8	1.84	0.00	8	0	25	5	6	0	7	1
25	Matt Zona	17:29	22:31	36 - 27	28 - 40	9	-12	2.06	1.24	7	1	11	19	2	4	5	3

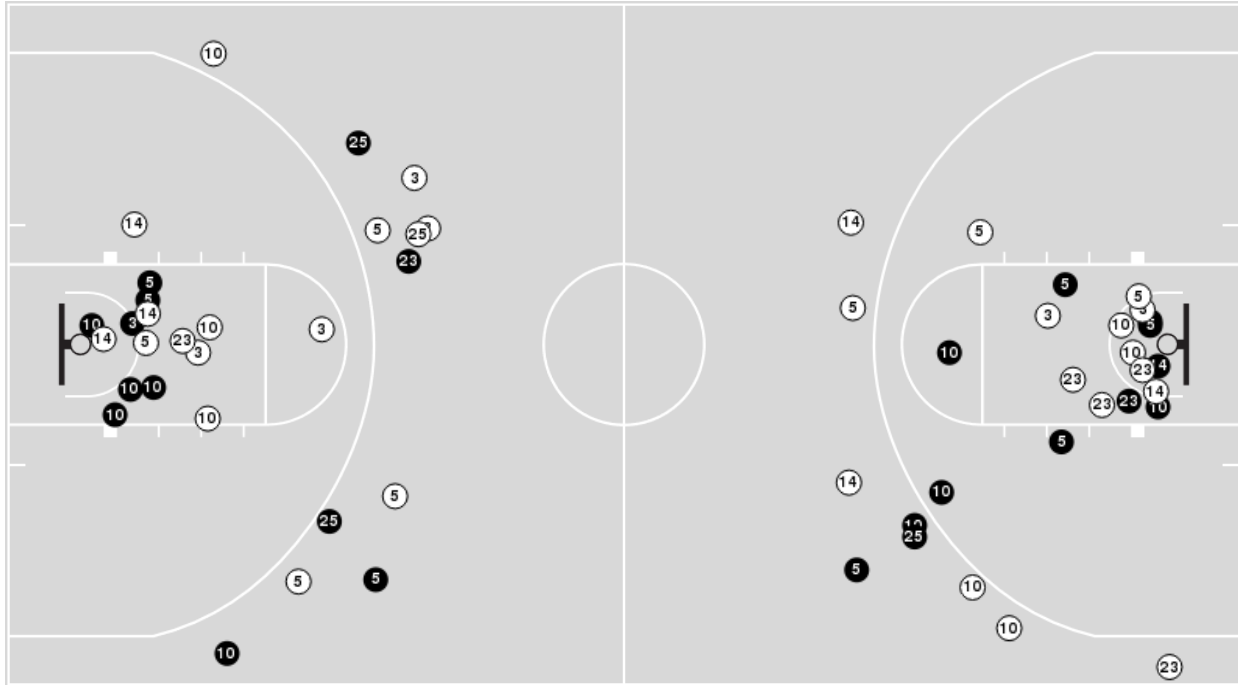
**Virginia Tech**

No	Name	Mins		Score		Points Diff		Points per Min		Assists		Rebounds		Steals		Turnovers	
		On	Off	On	Off	On	Off	On	Off	On	Off	On	Off	On	Off	On	Off
0	Hunter Cattoor	38:37	01:23	65 - 62	2 - 2	3	0	1.68	1.45	10	0	29	1	4	0	9	0
1	Rodney Rice	17:23	22:37	29 - 27	38 - 37	2	1	1.67	1.68	5	5	13	17	3	1	6	3
2	MJ Collins	30:23	09:37	48 - 52	19 - 12	-4	7	1.58	1.98	7	3	23	7	3	1	6	3
3	Sean Pedulla	36:13	03:47	62 - 53	5 - 11	9	-6	1.71	1.32	9	1	28	2	3	1	8	1
15	Lynn Kidd	05:40	34:20	10 - 5	57 - 59	5	-2	1.76	1.66	2	8	5	25	1	3	1	8
21	Grant Basile	28:07	11:53	54 - 53	13 - 11	1	2	1.92	1.09	7	3	20	10	2	2	4	5
25	Justyn Mutts	36:13	03:47	62 - 53	5 - 11	9	-6	1.71	1.32	9	1	28	2	3	1	8	1
34	Mylyjael Poteat	07:24	32:36	5 - 15	62 - 49	-10	13	0.68	1.90	1	9	4	26	1	3	3	6

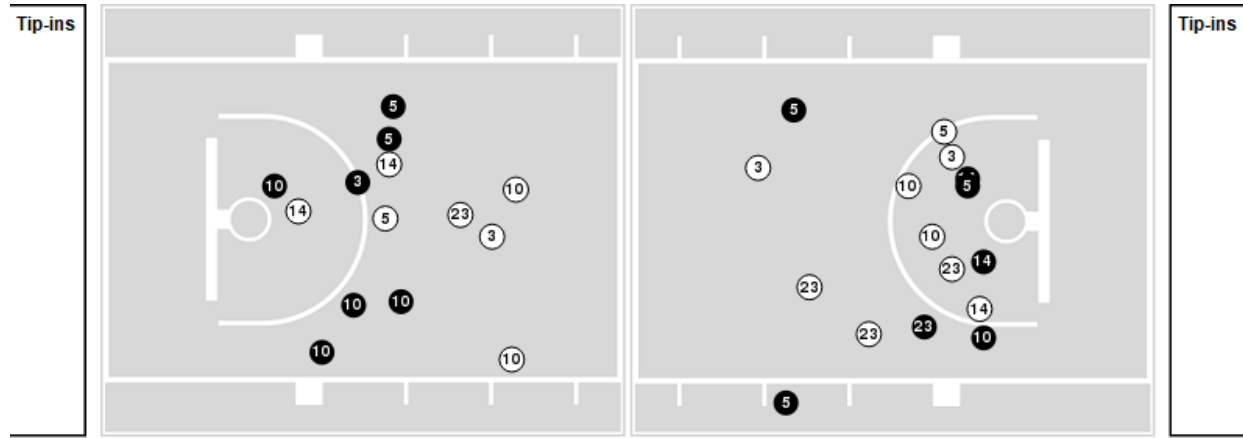


Players => AllFG Types=>AllResults=>All  
**Notre Dame**

**All Field Goals**



**Blow Up Chart**



● Made    ○ Missed    N - Player Number

Notre Dame	M/A	%
Field Goals	24/56	43
2 Points	16/35	46
3 Points	8/21	38
Free Throws	8/10	80

Notre Dame	M/A	%
Points in the Paint	26 (13 / 29)	45
Fast Break Points	3 (1/1)	100
Second Chance Points	0 (0/4)	0
Effective FG%	50	

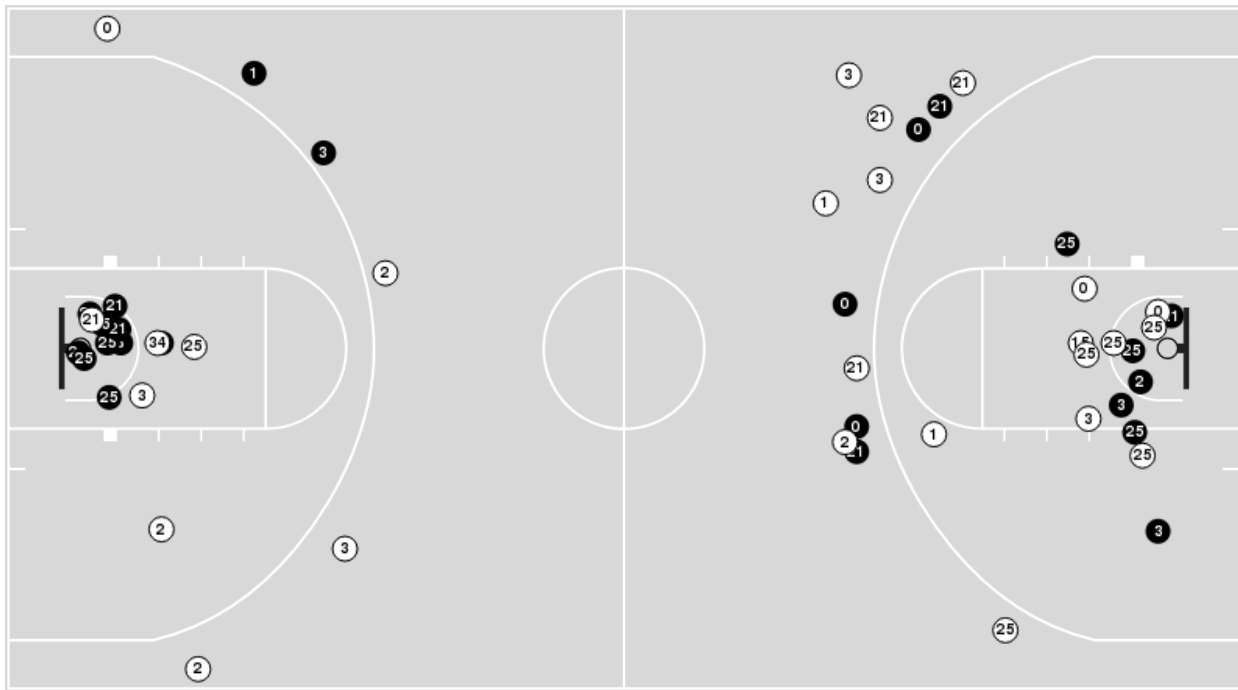


**Officials:** Lee Cassell, A.J. Desai, Jeff Pon

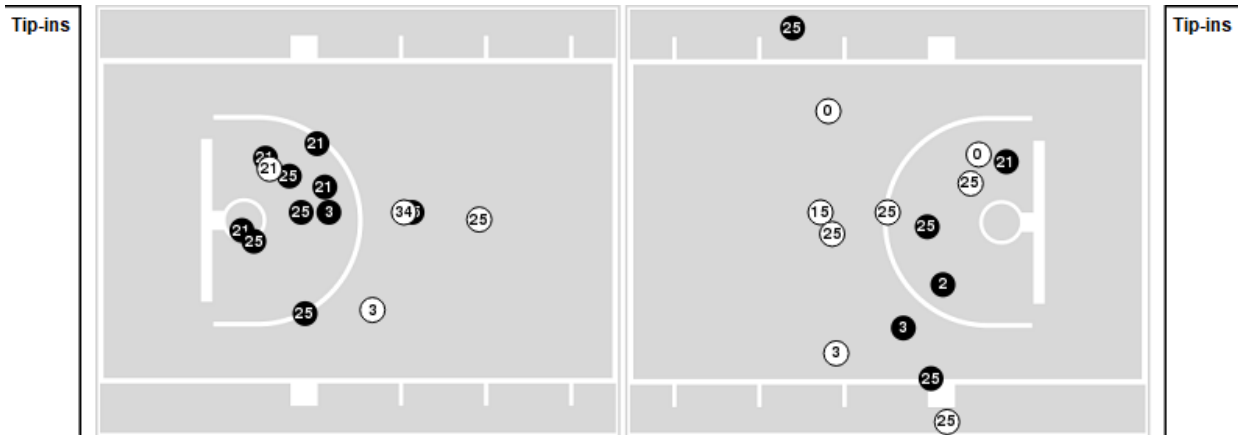
Players => AllFG Types=>AllResults=>All

**Virginia Tech**

**All Field Goals**



**Blow Up Chart**



● Made    ○ Missed    N - Player Number

Virginia Tech	M/A	%
Field Goals	24/50	48
2 Points	17/31	55
3 Points	7/19	37
Free Throws	12/19	63

Virginia Tech	M/A	%
Points in the Paint	28 (14 / 25)	56
Fast Break Points	6 (3/3)	100
Second Chance Points	4 (2/4)	50
Effective FG%	55	





**Notre Dame**

Lineup	Quarter On	Time On	Quarter Off	Time Off	Time on Court	Score	Score Diff	Reb	Stl	Tov	Ass	PPP
3- Wertz T/ 5- Ryan C/ 10- Hammond M/ 14- Laszewski N/ 23- Goodwin D/	1	20:00	1	14:05	05:55	7-11	-4	4	0	0	1	0.7778
2- Lubin V/ 5- Ryan C/ 10- Hammond M/ 14- Laszewski N/ 23- Goodwin D/	1	14:05	1	13:03	01:02	3-3	0	1	0	0	0	1.5957
2- Lubin V/ 3- Wertz T/ 5- Ryan C/ 14- Laszewski N/ 23- Goodwin D/	1	13:03	1	11:36	01:27	2-2	0	1	1	1	0	1.0000
2- Lubin V/ 3- Wertz T/ 5- Ryan C/ 10- Hammond M/ 14- Laszewski N/	1	11:36	1	08:25	03:11	0-5	-5	4	0	0	0	0.0000
3- Wertz T/ 5- Ryan C/ 10- Hammond M/ 23- Goodwin D/ 25- Zona M/	1	08:25	1	07:35	00:50	0-2	-2	1	0	1	0	0.0000
3- Wertz T/ 10- Hammond M/ 14- Laszewski N/ 23- Goodwin D/ 25- Zona M/	1	07:35	1	03:15	04:20	13-5	8	3	1	0	3	1.8895
5- Ryan C/ 10- Hammond M/ 14- Laszewski N/ 23- Goodwin D/ 25- Zona M/	1	03:15	1	01:07	02:08	5-3	2	2	0	0	1	2.5000
2- Lubin V/ 5- Ryan C/ 10- Hammond M/ 23- Goodwin D/ 25- Zona M/	1	01:07	2	20:00	01:07	2-2	0	1	0	0	0	1.0000
3- Wertz T/ 5- Ryan C/ 10- Hammond M/ 14- Laszewski N/ 23- Goodwin D/	2	20:00	2	16:19	03:41	7-7	0	3	0	0	0	1.4000
3- Wertz T/ 5- Ryan C/ 14- Laszewski N/ 23- Goodwin D/ 25- Zona M/	2	16:19	2	15:22	00:57	2-2	0	0	1	0	1	2.0000
5- Ryan C/ 10- Hammond M/ 14- Laszewski N/ 23- Goodwin D/ 25- Zona M/	2	15:22	2	15:07	00:15	2-1	1	0	0	0	0	2.2727
2- Lubin V/ 3- Wertz T/ 5- Ryan C/ 10- Hammond M/ 25- Zona M/	2	15:07	2	14:31	00:36	0-1	-1	0	0	0	0	0.0000
2- Lubin V/ 3- Wertz T/ 10- Hammond M/ 14- Laszewski N/ 23- Goodwin D/	2	14:31	2	12:58	01:33	0-0	0	3	1	1	0	0.0000
3- Wertz T/ 5- Ryan C/ 10- Hammond M/ 23- Goodwin D/ 25- Zona M/	2	12:58	2	10:09	02:49	6-4	2	2	0	2	0	1.0000
3- Wertz T/ 5- Ryan C/ 10- Hammond M/ 14- Laszewski N/ 23- Goodwin D/	2	10:09	2	09:00	01:09	3-1	2	1	1	0	0	1.2295
3- Wertz T/ 5- Ryan C/ 10- Hammond M/ 14- Laszewski N/ 25- Zona M/	2	09:00	2	07:34	01:26	0-2	-2	1	0	1	0	0.0000
5- Ryan C/ 10- Hammond M/ 14- Laszewski N/ 23- Goodwin D/ 25- Zona M/	2	07:34	2	04:42	02:52	6-5	1	1	0	1	2	1.7442
3- Wertz T/ 5- Ryan C/ 10- Hammond M/ 14- Laszewski N/ 23- Goodwin D/	2	04:42	2	00:51	03:51	4-7	-3	1	1	1	0	0.6667
5- Ryan C/ 10- Hammond M/ 14- Laszewski N/ 23- Goodwin D/ 25- Zona M/	2	00:51	2	00:42	00:09	0-0	0	0	0	0	0	0.0000
3- Wertz T/ 5- Ryan C/ 10- Hammond M/ 14- Laszewski N/ 23- Goodwin D/	2	00:42	2	00:00	00:42	2-4	-2	1	0	0	0	0.6944



**Virginia Tech**

Lineup	Quarter On	Time On	Quarter Off	Time Off	Time on Court	Score	Score Diff	Reb	Stl	Tov	Ass	PPP
0- Cattoor H/ 2- Collins M/ 3- Pedulla S/ 21- Basile G/ 25- Mutts J/	1	20:00	1	14:05	05:55	11-7	4	8	0	0	2	1.2557
0- Cattoor H/ 2- Collins M/ 3- Pedulla S/ 15- Kidd L/ 25- Mutts J/	1	14:05	1	13:03	01:02	3-2	1	0	0	0	1	1.5957
0- Cattoor H/ 1- Rice R/ 3- Pedulla S/ 15- Kidd L/ 25- Mutts J/	1	13:03	1	08:25	04:38	7-3	4	5	1	1	1	0.8750
0- Cattoor H/ 1- Rice R/ 2- Collins M/ 21- Basile G/ 34- Poteat M/	1	08:25	1	04:38	03:47	5-11	-6	2	1	1	1	0.8333
1- Rice R/ 2- Collins M/ 3- Pedulla S/ 21- Basile G/ 25- Mutts J/	1	04:38	1	03:15	01:23	2-2	0	1	0	0	0	1.0000
0- Cattoor H/ 2- Collins M/ 3- Pedulla S/ 21- Basile G/ 25- Mutts J/	1	03:15	2	15:07	08:08	16-18	-2	3	0	1	1	1.3468
0- Cattoor H/ 2- Collins M/ 3- Pedulla S/ 25- Mutts J/ 34- Poteat M/	2	15:07	2	13:28	01:39	0-0	0	2	0	0	0	0.0000
0- Cattoor H/ 1- Rice R/ 3- Pedulla S/ 25- Mutts J/ 34- Poteat M/	2	13:28	2	11:30	01:58	0-4	-4	0	0	2	0	0.0000
0- Cattoor H/ 1- Rice R/ 3- Pedulla S/ 21- Basile G/ 25- Mutts J/	2	11:30	2	09:54	01:36	5-3	2	1	0	0	0	1.3298
0- Cattoor H/ 1- Rice R/ 2- Collins M/ 3- Pedulla S/ 25- Mutts J/	2	09:54	2	09:00	00:54	0-2	-2	1	0	1	0	0.0000
0- Cattoor H/ 2- Collins M/ 3- Pedulla S/ 21- Basile G/ 25- Mutts J/	2	09:00	2	03:16	05:44	7-8	-1	4	1	2	1	0.8294
0- Cattoor H/ 1- Rice R/ 2- Collins M/ 3- Pedulla S/ 25- Mutts J/	2	03:16	2	02:43	00:33	0-0	0	1	0	0	0	0.0000
0- Cattoor H/ 1- Rice R/ 3- Pedulla S/ 21- Basile G/ 25- Mutts J/	2	02:43	2	01:50	00:53	5-2	3	0	0	0	2	2.5000
0- Cattoor H/ 1- Rice R/ 2- Collins M/ 3- Pedulla S/ 25- Mutts J/	2	01:50	2	00:51	00:59	2-0	2	1	1	1	1	1.0000
0- Cattoor H/ 2- Collins M/ 3- Pedulla S/ 21- Basile G/ 25- Mutts J/	2	00:51	2	00:42	00:09	1-2	-1	0	0	0	0	1.1364
0- Cattoor H/ 1- Rice R/ 3- Pedulla S/ 21- Basile G/ 25- Mutts J/	2	00:42	2	00:10	00:32	2-0	2	1	0	0	0	1.3889
0- Cattoor H/ 1- Rice R/ 2- Collins M/ 3- Pedulla S/ 25- Mutts J/	2	00:10	2	00:00	00:10	1-0	1	0	0	0	0	2.2727



**Notre Dame**

Lineup	Time	Score	Score Diff	Pts/Min	Reb	Stl	Tov	Ass	PPP
3- Wertz T/ 5- Ryan C/ 10- Hammond M/ 14- Laszewski N/ 23- Goodwin D/	15:18	23-30	-7	1.5033	10	2	1	1	0.9084
5- Ryan C/ 10- Hammond M/ 14- Laszewski N/ 23- Goodwin D/ 25- Zona M/	05:24	13-9	4	2.4074	3	0	1	3	2.0570
3- Wertz T/ 10- Hammond M/ 14- Laszewski N/ 23- Goodwin D/ 25- Zona M/	04:20	13-5	8	3.0000	3	1	0	3	1.8895
3- Wertz T/ 5- Ryan C/ 10- Hammond M/ 23- Goodwin D/ 25- Zona M/	03:39	6-6	0	1.6438	3	0	3	0	0.7500
2- Lubin V/ 3- Wertz T/ 5- Ryan C/ 10- Hammond M/ 14- Laszewski N/	03:11	0-5	-5	0.0000	4	0	0	0	0.0000
2- Lubin V/ 3- Wertz T/ 10- Hammond M/ 14- Laszewski N/ 23- Goodwin D/	01:33	0-0	0	0.0000	3	1	1	0	0.0000
2- Lubin V/ 3- Wertz T/ 5- Ryan C/ 14- Laszewski N/ 23- Goodwin D/	01:27	2-2	0	1.3793	1	1	1	0	1.0000
3- Wertz T/ 5- Ryan C/ 10- Hammond M/ 14- Laszewski N/ 25- Zona M/	01:26	0-2	-2	0.0000	1	0	1	0	0.0000
2- Lubin V/ 5- Ryan C/ 10- Hammond M/ 23- Goodwin D/ 25- Zona M/	01:07	2-2	0	1.7910	1	0	0	0	1.0000
2- Lubin V/ 5- Ryan C/ 10- Hammond M/ 14- Laszewski N/ 23- Goodwin D/	01:02	3-3	0	2.9032	1	0	0	0	1.5957
3- Wertz T/ 5- Ryan C/ 14- Laszewski N/ 23- Goodwin D/ 25- Zona M/	00:57	2-2	0	2.1053	0	1	0	1	2.0000
2- Lubin V/ 3- Wertz T/ 5- Ryan C/ 10- Hammond M/ 25- Zona M/	00:36	0-1	-1	0.0000	0	0	0	0	0.0000



**Officials:** Lee Cassell, A.J. Desai, Jeff Pon

**Virginia Tech**

Lineup	Time	Score	Score Diff	Pts/Min	Reb	Stl	Tov	Ass	PPP
0- Cattoor H/ 2- Collins M/ 3- Pedulla S/ 21- Basile G/ 25- Mutts J/	19:56	35-35	0	1.7559	15	1	3	4	1.1682
0- Cattoor H/ 1- Rice R/ 3- Pedulla S/ 15- Kidd L/ 25- Mutts J/	04:38	7-3	4	1.5108	5	1	1	1	0.8750
0- Cattoor H/ 1- Rice R/ 2- Collins M/ 21- Basile G/ 34- Poteat M/	03:47	5-11	-6	1.3216	2	1	1	1	0.8333
0- Cattoor H/ 1- Rice R/ 3- Pedulla S/ 21- Basile G/ 25- Mutts J/	03:01	12-5	7	3.9779	2	0	0	2	1.6667
0- Cattoor H/ 1- Rice R/ 2- Collins M/ 3- Pedulla S/ 25- Mutts J/	02:36	3-2	1	1.1538	3	1	2	1	0.6757
0- Cattoor H/ 1- Rice R/ 3- Pedulla S/ 25- Mutts J/ 34- Poteat M/	01:58	0-4	-4	0.0000	0	0	2	0	0.0000
0- Cattoor H/ 2- Collins M/ 3- Pedulla S/ 25- Mutts J/ 34- Poteat M/	01:39	0-0	0	0.0000	2	0	0	0	0.0000
1- Rice R/ 2- Collins M/ 3- Pedulla S/ 21- Basile G/ 25- Mutts J/	01:23	2-2	0	1.4458	1	0	0	0	1.0000
0- Cattoor H/ 2- Collins M/ 3- Pedulla S/ 15- Kidd L/ 25- Mutts J/	01:02	3-2	1	2.9032	0	0	0	1	1.5957