



NOTRE DAME

WOMEN'S BASKETBALL

FIGHTING IRISH MEDIA

Primary Women's Basketball Contact

Ashton Pollard	apollar2@nd.edu
@ashtonpollard7	804-929-2044

NO. 3 SEED NOTRE DAME

NO. 11 SEED MISSISSIPPI STATE (22-10)

2022-23 SCHEDULE (26-5, 15-3)

Date	Opponent	TV	Time/Result
11/7	Northern Illinois	ACCNX	W, 88-48
11/12	vs. California^	NBC	W, 90-79
11/16	at Northwestern	BTN	W, 92-58
11/20	Ball State	ACCN	W, 95-60
11/24	vs. American#	FloHoops	W, 90-65
11/26	vs. Arizona State#	FloHoops	W, 85-65
12/1	Maryland	ESPN2	L, 72-74
12/4	UConn	ABC	W, 74-60
12/8	at Lafayette	ESPN+	PPD
12/10	Merrimack	ACCNX	W, 108-44
12/18	at Virginia Tech*	ACCN	W, 63-52
12/21	Western Michigan	ACCNX	W, 85-57
12/29	at Miami*	ACCN	W, 66-63
1/1	Boston College*	ACCN	W, 85-48
1/8	at North Carolina*	ACCN	L, 50-60
1/12	Wake Forest*	ACCNX	W, 86-47
1/15	at Syracuse*	ACCN	W, 72-56
1/19	at Clemson*	RSN	W, 57-54
1/22	Virginia*	ACCN	W, 76-54
1/26	Florida State*	RSN	W, 70-47
1/29	at NC State*	ESPN	L, 65-69
2/2	at Boston College*	ACCNX	W, 72-59
2/5	Duke*	RSN	L, 52-57
2/9	Pittsburgh*	ACCN	W, 69-63
2/12	Syracuse*	ACCN	W, 73-64
2/16	Louisville*	ESPN	W, 78-76 OT
2/19	at Pittsburgh*	ACCNX	W, 83-43
2/23	Georgia Tech*	RSN	W, 76-53
2/26	at Louisville*	ESPN	W, 68-65
3/3	No. 9 NC State+	ACCN	W, 66-60
3/4	No. 4 Louisville+	ACCN	L, 38-64
3/17	No. 14 Southern Utah%	ESPN2	W, 82-56
3/19	No. 11 Mississippi State%	ESPN	3:30 p.m.

* - Atlantic Coast Conference game

^ - Game played in St. Louis as part of Citi Shamrock Classic

- Game played in Bimini, Bahamas as part of 2022 Goombay Splash

+ - 2023 ACC Tournament

% - 2023 NCAA Tournament

GAME INFO

	Sunday, March 19 3:30 p.m. ET	South Bend, Ind. (Purcell Pavilion)
	ESPN	Jenn Hildreth & Mike Thibault
	99.9 WQLQ-FM	Sean Stires & Karen Keyes
	Live Stats	StatBroadcast
	@NDWBB #Golrish	

THE SERIES

Vs	1-0	Last Meeting: W, 61-58 (4/1/18, 2018 National Championship @ Columbus Ohio)	Streak: W1
----	-----	---	------------

THE COACHES

	Head Coach	At School	Overall
ND	Niele Ivey	60-24 (3rd Year)	Same
MSST	Sam Purcell	22-10 (1st Year)	Same

BY THE NUMBERS

9,149	The official sellout attendance of both the UConn and Duke games this season
1,072	Total program wins
1,043	Of the active players, Westbeld currently has the most career points in an Irish uniform with 1,043
.920	ND has a .920 winning percentage (23-2) in home NCAA Tournament games
523	ND's 523 points in the 2018 Tournament rank fifth all-time
.491	Citron is hitting nearly half her shots from the floor, which ranks second amongst ACC guards this year
301	Mabrey hit 301 three-pointers in college, which ranked 10th among all active D1 players at time of injury
76.5	ND's 76.5 winning percentage in the Tournament since 1999-00 is tied for third all-time
54.3	ND's 54.3 FG% (102-188) in last year's Tournament ranks sixth all-time
37	Westbeld has a career-high 37 blocks this season
34	ND has been ranked in the AP Poll for 34 straight weeks, the eighth-longest streak nationally
28	Citron's 28 points against NC State in the ACC quarterfinals were the most by any Irish player this season
26	ND posted 24 assists against SUU, the 26th time in program history they've had a 20+ assist Tourney game
23	Notre Dame has produced 23 different All-Americans
20	Niele Ivey's 20 steals in the 2001 Tournament rank sixth all-time
16	Prosper's 16 blocks this year ranks third in the ACC amongst true freshmen (made her college debut on 12/26)
14	Notre Dame has a winning record against all 14 ACC teams all-time
9	Irish Final Four appearances, which is fifth all-time
8	Eight ACC teams were selected for the NCAA Tournament, more than any other conference
5.8	A current rebounding margin of 10.5 is up 5.8 from last year's final mark of 4.7
4	ND was the only team to have four different players earn individual All-ACC honors
3	ND is a No. 3 seed in the Tournament for the first time in school history
1	Miles is the only freshman in history — male or female — to record a triple-double in the Tournament

NOTRE DAME ROSTER

No.	Name	Position	Height	Year	Hometown	Previous School
0	Jenna Brown	G	5-10	Gr.	Atlanta, GA	The Lovett School / Stanford
1	Dara Mabrey	G	5-7	Gr.	Belmar, NJ	Manasquan / Virginia Tech
4	Cassandre Prosper	G	6-2	Fr.	Montreal, Quebec	Cairine Wilson SS / Capital Courts Academy
5	Olivia Miles	G	5-10	So.	Phillipsburg, NJ	Blair Academy
11	Sonia Citron	G	6-1	So.	Eastchester, NY	The Ursuline School
14	KK Bransford	G	5-11	Fr.	Cincinnati, OH	Mount Notre Dame
15	Natalija Marshall	F	6-5	Jr.	Queens, NY	Christ the King
20	Lauren Zwetzig	G	5-9	Jr.	Fort Collins, CO	Fossil Ridge
21	Maddy Westbeld	F	6-3	Jr.	Kettering, OH	Fairmont
22	Kylee Watson	F	6-4	Jr.	Linwood, NJ	Mainland / Oregon
25	Sarah Cernugel	G	5-4	Jr.	Westmont, IL	Hinsdale Central
33	Lauren Ebo	F	6-4	Gr.	Washington, D.C.	Riverdale Baptist / Texas

Karen & Kevin Keyes Women's Basketball Head Coach	Niele Ivey	Notre Dame '00	3rd Season
Associate Head Coach	Carol Owens	Northern Illinois '90	23rd Season
Assistant Coach	Michaela Mabrey	Notre Dame '16	4th Season
Assistant Coach	Charel Allen	Notre Dame '08	1st Season
Director of Operations	Angie Potthoff	Penn State '97	4th Season
Video Coordinator	James Spinelli	Temple '14	5th Season
Sport Administrator	Heidi Uebelhor	Notre Dame '99	1st Season

NCAA HISTORY

Notre Dame is competing in its 28th NCAA Tournament this year. Their streak of 24 straight appearances came to an end in March of 2021. It was the fourth longest active streak in the country and fifth best all-time.

Most Consecutive NCAA Berths

No.	School	Streak	Years
1.	Tennessee	41	1982-2023*
2.	Stanford	35	1988-2023*
3.	UConn	34	1989-2023*
4.	Louisiana Tech	25	1982-2011
5.	Notre Dame	24	1996-2021

*denotes active streak

The Irish are 70-25 all-time in the NCAA Tournament, and their 70 wins rank fourth all-time.

Notre Dame joins Louisiana Tech, USC and South Carolina with two NCAA titles behind UConn (11), Tennessee (8), Baylor (3) and Stanford (3).

Notre Dame is one of three schools (Tennessee & UConn) to reach seven NCAA Title games. Their nine Final Four appearances are the fifth-most of any school behind UConn (22), Tennessee (18), Stanford (15) and La Tech (10).

The Irish have reached 10 Elite Eights. In fact, Notre Dame and UConn are the only teams to reach the Elite Eight eight times over the last 11 tournaments. Yet, the Irish have been more successful than any other regularly

appearing school at that stage, as their .900 winning percentage (9-1) is the best of any program to play in at least five Elite Eights.

Best Elite Eight Winning % (Min. Five App.)

No.	School	Record	Pct.
1.	Notre Dame	9-1	.900
2.	UConn	22-5	.815
3.	Stanford	15-7	.682
4.	Tennessee	18-10	.643

Finally, Notre Dame has advanced to 18 Sweet 16s.

MILES' HISTORIC SEASON CUT SHORT

It's far from surprising, but Olivia Miles 2021-22 dominance continued into her second full season. Miles was named the ACC Player of the Week on Dec. 5 and Dec. 19, and she posted her third career triple-double against Merrimack. With the 13 points, 13 rebounds and 14 assists, Miles passed Skylar Diggins and Jackie Young for the most career triple-doubles in a Notre Dame uniform. There have been just 11 triple-doubles in the history of the program.

Unfortunately, she will miss the remainder of the 2023 season with a knee injury. Miles will have surgery the week of the Sweet 16.

Notre Dame's leader in rebounds (7.3), assists (6.9) and steals (2.1), the dynamic passer turns heads and drops jaws each time she steps onto the court. She had 10 double-doubles this year after posting a total of nine

PRONUNCIATION

Sonia Citron	Sit-tron
Lauren Ebo	E-bow
Dara Mabrey	Dare-UH
Sarah Cernugel	Sir-new-gull
Natalija Marshall	Na-tah-lee-a
Cassandre Prosper	Cass-AHN
Niele Ivey	Knee-elle

TEAM INFORMATION

Conference	Atlantic Coast
Home Arena (Capacity)	Purcell Pavilion (9,149)
Starters Returning/Lost	4/1
Total Returning/Lost	7/5
Newcomers	6
First Season	1977-78
Full Seasons	45
All-Time Record	1,072-375 (.741)
NCAA Appearances/Record	28/70-25 (.737)
First/Last NCAA Appearance	1992/2023
ACC Member	2013-14 - present
ACC Regular Season	135-30 (.818)
ACC Regular Season Championships	7 (2014-19, 23)
ACC Tournament	19-5 (.792)
ACC Tournament Championships	5 (2014-17, 19)

NATIONAL RANKINGS

AP TOP 25

(Week 19 — as of 3/13/23)

- South Carolina (32-0)
- Indiana (27-3)
- Iowa (26-6)
- Virginia Tech (27-4)
- Stanford (28-5)
- UConn (29-5)
- Maryland (25-6)
- Utah (25-4)
- LSU (28-2)
- Villanova (28-6)
- Notre Dame (25-5)
- Ohio State (25-7)
- Duke (25-6)
- UCLA (25-9)
- Texas (25-9)
- Oklahoma (25-6)
- Iowa State (22-9)
- Michigan (22-9)
- Gonzaga (28-4)
- UNC (21-10)
- Colorado (23-8)
- UNLV (31-2)
- Washington State (23-10)
- Tennessee (23-11)
- Arizona (21-9)

Other receiving votes: Middle Tennessee 59, Creighton 31, Louisville 27, Florida Gulf Coast 19, Ole Miss 12, South Dakota State 9, South Florida 7, Toledo 7, USC 3, Princeton 3, North Carolina State 2, Drake 1, Florida State 1

USA TODAY COACHES

(Week 19 — as of 3/13/23)

- South Carolina (32-0)
- Indiana (27-3)
- Iowa (26-6)
- Stanford (28-5)
- Virginia Tech (27-4)
- LSU (28-2)
- Maryland (25-6)
- Connecticut (29-5)
- Utah (25-4)
- Villanova (28-6)
- Notre Dame (25-5)
- Ohio State (25-7)
- Duke (25-6)
- Oklahoma (25-6)
- UCLA (25-9)
- Texas (25-9)
- Gonzaga (28-4)
- Michigan (22-9)
- UNC (21-10)
- Iowa State (22-9)
- Colorado (23-8)
- FGCU (32-3)
- Arizona (21-9)
- South Florida (26-6)
- UNLV (31-2)

Others receiving votes: Tennessee (23-11) 69; Washington State (23-10) 38; Middle Tennessee (28-4) 24; Creighton (22-8) 7; Louisville (23-11) 7; North Carolina State (20-11) 7; South Dakota State (28-5) 7; Cleveland State (30-4) 4; Baylor (19-12) 3

NOTRE DAME 22-23 STATS

Team Stats	ACC Games (Rk)	All Games (Rk)
Scoring Offense	70.1 (3)	75.0 (33)
Scoring Defense	57.2 (2)	58.7 (48)
Scoring Margin	12.8 (1)	16.3 (13)
FT Percentage	69.0 (12)	71.0 (175)
FG Percentage	44.1 (3)	46.0 (17)
FG Pct. Defense	36.0 (1)	36.1 (21)
3-FG Percentage	28.4 (11)	31.4 (155)
3-FG Defense	27.7 (2)	28.4 (50)
Offensive Rebounds	13.1 (2)	13.8 (41)
Defensive Rebounds	28.3 (2)	29.2 (20)
Rebounding Margin	7.2 (1)	10.5 (T-4)
Blocked Shots	4.6 (3)	4.8 (20)
Assists	15.8 (1)	16.8 (21)
Steals	9.2 (2)	8.5 (101)
Turnover Margin	0.28 (7)	-0.29 (197)
Assist/TO Ratio	1.05 (T-1)	1.09 (48)

PREDICTED/FINAL ORDER OF FINISH

1. Louisville (31)	1. Notre Dame (15-3)
2. Virginia Tech (17)	2. Duke (14-4)
3. NC State (8)	3. Virginia Tech (14-4)
4. Notre Dame (4)	4. Louisville (12-6)
5. North Carolina	5. Florida State (12-6)
6. Miami	6. Miami (11-7)
7. Duke	7. North Carolina (11-7)
8. Georgia Tech	8. NC State (9-9)
9. Florida State	9. Syracuse (9-9)
10. Syracuse	10. Clemson (7-11)
11. Virginia	11. Boston College (5-13)
12. Clemson	12. Wake Forest (5-13)
13. Boston College	13. Virginia (4-14)
14. Wake Forest	14. Georgia Tech (4-14)
15. Pittsburgh	15. Pittsburgh (3-15)

ALL-ACC HONORS

FIRST TEAM	SECOND TEAM
Elizabeth Kitley, VT	Makayla Timpson, FSU
Olivia Miles, ND	Jewel Spear, Wake
Ta'Niya Latson, FSU	Diamond Johnson, NCST
Hailey Van Lith, UL	Haley Cavinder, Miami
Georgia Amooore, VT	Destiny Harden, Miami
Dyaisha Fair, SYR	Amari Robinson, Clemson
Deja Kelly, UNC	Camryn Taylor, UVA
Celeste Taylor, Duke	Maddy Westbeld, ND
Sonia Citron, ND	Kennedy Todd-Williams, UNC
Alyssa Utsby, UNC	Taylor Soule, VT
ALL-FRESHMAN TEAM	ALL-DEFENSIVE TEAM
Ta'Niya Latson, FSU	Celeste Taylor, Duke
Taina Mair, BC	Mykasa Robinson, UL
Tonie Morgan, GT	Elizabeth Kitley, VT
Ruby Whitehorn, Clemson	Makayla Timpson, FSU
KK Bransford, ND	Dyaisha Fair, SYR
MOST IMPROVED	SIXTH PLAYER
Makayla Timpson, FSU	Saniya Rivers, NCST

last year. The school record for a guard is 12 (Jackie Young, 2018-19).

Known for her passing capabilities, Miles ranks sixth in the nation in assists per game and leads the ACC. On just six occasions this year, an ACC player has posted 12+ assists in a game. Miles owns three of those performances. No other player has more than one.

And her game didn't fall off when she saw some of the nation's best. Against ranked teams this year, Miles averaged 13.9 points, 6.9 rebounds and 5.1 assists per game. She shot .459 from the floor in those contests.

In total, Miles produced 17 5-5 'Stat-Sheet Stuffer' games last season, and she had 18 this year. A stat-sheet stuffer is when you get five or more in the three major stat categories. No other Irish player had more than four last year.

EBO'S ELEVATED PLAY

Ivey brought three transfers in this offseason — Brown, Ebo and Watson — and each of the women has made an impact at some point this season.

But Ebo, a Texas transfer, has stolen the show despite coming off the bench in 20 games this year. In addition to a .503 success rate from the floor, Ebo is posting 9.1 points and 6.6 rebounds every time she takes the floor. She has four double-doubles this year.

While the Irish faced a disappointing finish at North Carolina, Ebo blew her previous rebounding record out of the water. The graduate center had 19 boards, topping her old best of 14 set at Texas.

Despite missing five games this season with a lower body injury, Ebo's name peppers the ACC rankings amongst bench players. Excluding the stats from her starts, Ebo is third in the conference with 132 rebounds, third in total points (188) and tied for fourth in total made field goals (69). She finished second in the ACC voting for Sixth Player of the Year.

IRISH (LARGELY) PASS BIG NON-CON TESTS

Before seeing an ACC foe, Notre Dame saw five Power Five teams. The Irish went 4-1 against those squads, their one loss coming against Maryland in the ACC/B1G Challenge. The Terrapins' do-it-all superstar Diamond Miller's 31 points and buzzer-beating shot gave them the 74-72 win. The game remains a very solid loss, as Maryland checked in at No. 13 in the most recent AP Poll.

But talk about a bounce back. On Dec. 4, archrival UConn visited Notre Dame to reignite arguably the best rivalry in women's basketball. The Huskies led the series 39-13 all-time, but recent years had yielded mixed results. Prior to the 2022 game, the Huskies had won

ACC COACH OF THE YEAR

NAME	VOTES
Niele Ivey, ND	211
Kara Lawson, Duke	142
Kenny Brooks, VT	137

Nov. 14	Ta'Niya Latson, Florida State
Nov. 21	Ta'Niya Latson, Florida State
Nov. 28	Deja Kelly, North Carolina
Dec. 5	Olivia Miles, Notre Dame
Dec. 12	Elizabeth Kitley, Virginia Tech
Dec. 19	Olivia Miles, Notre Dame
Dec. 26	Chrislyn Carr, Louisville
Jan. 2	Ta'Niya Latson, Florida State
Jan. 9	Dontavia Waggoner, Boston College
Jan. 16	Hailey Van Lith, Louisville
Jan. 23	Elizabeth Kitley, Virginia Tech
Jan. 30	Dyaisha Fair, Syracuse
Feb. 6	Jasmyne Roberts, Miami
Feb. 13	Georgia Amooore, Virginia Tech
Feb. 20	Elizabeth Kitley, Virginia Tech
Feb. 27	Elizabeth Kitley, Virginia Tech

ACC ROOKIES OF THE WEEK

Nov. 14	Ta'Niya Latson, Florida State
Nov. 21	Ta'Niya Latson, Florida State
Nov. 28	Ta'Niya Latson, Florida State
Dec. 5	Ta'Niya Latson, Florida State
Dec. 12	Ta'Niya Latson, Florida State
Dec. 19	Ta'Niya Latson, Florida State
Dec. 26	Ta'Niya Latson, Florida State
Jan. 2	Ta'Niya Latson, Florida State
Jan. 9	Taina Mair, Boston College
Jan. 16	Ta'Niya Latson, Florida State
Jan. 23	Tonie Morgan, Georgia Tech
Jan. 30	Paulina Paris, North Carolina
Feb. 6	Tonie Morgan, Georgia Tech
Feb. 13	Kayla McPherson, North Carolina
Feb. 20	Ta'Niya Latson, Florida State
Feb. 27	KK Bransford, Notre Dame

PRESEASON ALL-ACC

BLUE RIBBON PANEL	NEWCOMER WATCH LIST
Elizabeth Kitley, VT (49)	Ashley Owusu, VT
Hailey Van Lith, UL (7)	Saniya Rivers, NCST
Olivia Miles, ND (3)	Dyaisha Fair, SYR
Deja Kelly, UNC	Ta'Niya Latson, FSU
Diamond Johnson, NCST	Haley Cavinder, MIA
Jakia Brown-Turner, NCST	Ruby Whitehorn, CLEM
Jewel Spear, WF	
Ashley Owusu, VT	
Morgan Jones, UL (1)	
Taylor Soule, VT	

22-23 NATIONAL RANKINGS

Statistic	Nat'l Rank	Conf Rank	Value	National Leader	Value
Blocks/Game	17	3	4.9	South Carolina	9.0
FTM/Game	19	2	15.3	LSU	17.7
Rebounds/Game	11	1	43.3	Troy	51.3
Statistic	Player	Nat'l Rank	Value	National Leader	Value
Assists/Game	Olivia Miles	6	6.9	Caitlin Clark (Iowa)	8.3
Field Goal Percentage	Sonia Citron	69	49.5	Mya Berkman (Liberty)	69.9
Blocks	Maddy Westbeld	129	1.2	Brooke Flowers (St. Louis)	3.8

two straight games and had not lost at Notre Dame since 2013.

That changed in front of a sold-out crowd. The Irish came out on fire, shooting 65.4 percent in the first half and holding the third-ranked Huskies to just 24 points, their third-worst first-half output since the 2017-18 season.

Notre Dame walked away with a 74-60 victory and a renewed confidence after the heartbreaker to Maryland. It was Coach Ivey's first win over UConn as a head coach after decades of involvement in the rivalry both as a player and an assistant.

KK BRANSFORD: SIGNED, SEALED, DELIVERED

Ivey was extremely high on her only summer-enrollee this year, KK Bransford (No. 29 overall in the 2022 class). The head coach compared her body type to that of Jackie Young, who went on to be the 2019 No. 1 overall WNBA Draft pick after averaging 12.4 points, 6.3 rebounds and 3.5 assists per game over her three-year career in South Bend.

Bransford has proven she will take on anyone. A noticeably physical player, she had a career-high 39 minutes against NC State in the quarterfinals of the ACC Tournament, and she's posting 8.2 points and 2.9 rebounds per game with a 48.7 percent success rate from the floor. She ranks second in the ACC in points per game amongst true freshmen when they come off of the bench (8.6). She leads in total bench points (181) despite starting 10 games. Finally, Bransford has 12 games in double figures this year. She was named to the All-ACC Freshman Team at the conclusion of the regular season.

A PREMATURE END TO MABREY'S IRISH CAREER

Notre Dame lost its leader for the year on Jan. 22, as graduate student and captain Dara Mabrey went down with an injury just a couple of minutes into the game against Virginia. She will miss the remainder of the year due to an ACL injury.

A transfer from Virginia Tech, the 3-point specialist finished her collegiate career with 301 deep buckets (146 at Notre Dame). She topped both of her sisters in that

category, as Michaela made 228 and Marina made 274. Both of them started and finished their careers at Notre Dame, and Marina holds the program record for career 3s in an Irish uniform. All-in-all, the Mabreys totaled a whopping 803 splash-downs.

Dara's on-court performance (and stout defense) was important to Notre Dame over the last three years, but perhaps what has been even more crucial is her emotional leadership. She poured her heart and soul into the team, and she served as the heart and soul for the girls who came through the program.

CASS' DEFENSIVE DOMINANCE

Ivey's roster gained another elite recruit as the sun set on the 2022 calendar year. Five-star 2023 signee Cassandre Prosper announced in early December that she would enroll early, and she officially joined the team for practice on Dec. 26. Prosper is just the second recruit to ever make the early transition to South Bend (Olivia Miles).

She made her Irish debut at Miami and recorded a rebound and a block in three minutes of play. It was Prosper's home debut, however, that really served as her coming out party. The rookie played nearly 17 minutes, put up 7 points and came down with 9 rebounds against Boston College. She led the Irish in the latter category on the day. Her first collegiate basket was from behind the arc and was met with a standing ovation from both the bench and the Purcell Pavilion crowd. She hit two treys and posted 12 points against Wake Forest. Her back-to-back 3-pointers against NC State in late January got the Irish back into the game. Finally, Prosper reached double-digit rebounds for the first time on Friday (10).

While she has hit a few clutch shots since arriving, Prosper's defense accumen is particularly stellar. Despite averaging just 21 minutes per game in 20 contests, Prosper has notched 70 rebounds, 16 blocks and 18 steals. She is third in the ACC in total blocks amongst freshmen.

Basketball runs in the Prosper family. Her older brother, Olivier-Maxence, is a forward at Marquette. Prosper's mother played college basketball for both Manhattan

College and Concordia University, while her father played the duration of his college days at Concordia.

HOME COOKIN'

While Notre Dame has struggled at times on the road this season, the Irish have been a force at home. In addition to a 14-2 record in South Bend, Notre Dame is posting 79.3 points each time the team steps onto the court in Purcell. They also have a scoring margin of +22.6.

Citron has had the most success at home this year, as she is shooting .506 from the floor and .452 from deep. The guard has hit 28 of Notre Dame's 78 treys in Purcell (36 percent). She leads the team with 229 total points at home this season.

Notre Dame is 521-108 at home all-time, an .828 winning percentage. They went 13-1 at Purcell last season and won 11+ games in South Bend every year between 2006-07 and 2018-19.

REBOUNDING AND THE RECORD BOOK

There is at least one more game coming up, but this year's rebounding marks are hovering around historic.

Through 31 games, the Irish are averaging 43 rebounds per game with a rebounding margin of +10.5. The Notre Dame record in the latter category is +10.9 and was set in 2012-13. The top rebounding mark in school history was set in 1979-80 and is 45.2. Notre Dame's most recent national title team from 2018-19 averaged 44.3 rebounds per game.

Multiple Notre Dame players have crushed it on the boards this season. Miles (7.3), Ebo (6.6) and Westbeld (6.4) are all averaging at least six rebounds per game.

HISTORY MADE

On Feb. 28, Ivey earned 2023 Coach of the Year honors in the ACC, becoming the first Black head coach to earn the honor. It is her first award of the sorts, and she also became the first Black head coach to ever win the ACC regular season on the women's side.

Ivey led the team to a 24-4 regular season record and the regular season title after downing Louisville on Feb. 26. It is Notre Dame's first regular season title since 2019. She has a 60-24 record over three years of leading the program.

IRISH CLEAN UP ACC AWARDS

In addition to Ivey's accolades, Notre Dame landed three players on the All-ACC First and Second Teams. Miles and Citron were members of the First Team. The sophomore duo leads Notre Dame with 14.7 and 14.3 points per game, respectively. Miles is the queen of the assists, leading the ACC with 6.9 per contest. Citron has become the sharp shooter from deep, making 42.5

NOTRE DAME'S RECORD WHEN ...

Day of the Week	
Sunday	9-3
Monday	1-0
Tuesday	0-0
Wednesday	2-0
Thursday	9-1
Friday	2-0
Saturday	3-1

Time of Game	
Day games (before 6 pm local time)	16-4
Night games (6 pm or later local time)	10-1

Location	
Home games	14-2
Road games	8-2
Neutral site	4-1

Halftime Score	
Leading at the half	20-2
Tied at the half	1-0
Trailing at the half	5-3

Individual Scoring	
Two or fewer double-figure scorers	3-1
Three double-figure scorers	7-2
Four double-figure scorers	9-1
Five or more double-figure scorers	6-0

Rebounding margin	
More rebounds than opponent	20-2
Same number of rebounds	0-0
Fewer rebounds than opponent	6-3

Field goal shooting	
Shot higher percentage than opponent	23-2
Shot same percentage as opponent	1-0
Shot lower percentage than opponent	2-3
Shot 45% or better	20-1
Shot less than 45%	6-4
Hold opponent under 40%	19-1

Free-throw margin	
Make more free-throws than opponent	19-1
Make same number of free-throws	0-0
Make fewer free-throws than opponent	7-4

Turnovers	
Commit fewer turnovers	9-0
Commit same number of turnovers	4-1
Commit more turnovers	13-4

Uniform Combinations	
White jerseys with gold	2-2
White jerseys with green trim	7-1
White jerseys with navy trim	8-0
Navy jerseys	8-2
Grey jerseys with pink trim	1-0

Miscellaneous	
Vs. top-25	3-4
Vs. top-10	2-0
When ranked higher	25-5
When ranked lower	1-0
On commercial tv	21-5
In overtime games	1-0

Margin of Victory	
1-5 points	4-0
6-10 points	3-0
11-15 points	4-0
16-20 points	1-0
21+ points	14-0

Month	
November	6-0
December	5-1
January	6-2
February	7-1
March	2-1

percent of those buckets.

Westbeld is back in the ACC award spotlight for the first time since earning 2021 Rookie of the Year honors. She is a member of the 2023 Second Team, leading Notre Dame with 1.2 blocks per game and posting 11.3 points and 6.4 rebounds per game. Westbeld is shooting 35.7 percent from deep.

After a standout freshman season that has included bench play, 10 starts and numerous heads up plays, Bransford landed on the ACC All-Freshman Team. She continued Notre Dame's tradition of rookie excellence after Citron won 2022 Rookie of the Year last season.

SISTER-SISTER

When Westbeld hit her first bucket of the 2023 ACC Tournament against NC State, she became the 42nd player in Notre Dame history to reach 1,000 points. As of March 18, Westbeld remains at 1,043.

Perhaps even more special is the fact that Maddy gets to share the honor with her older sister and best friend, Kat. The elder Westbeld played for the Irish from 2014-2018 and was a part of Notre Dame's most recent national title. She finished her career in South Bend with 1,076 points and ranks 36th in program history. The Westbeld sisters are the only sibling pair in NDWBB history to both reach 1,000 points in a Notre Dame uniform.

HIGHS AND LOWS FOR AN IVEY-LED TEAM

With nearly three complete years under her belt at the helm, it's clear that Ivey's teams are getting better and better.

Three-year highs:

- Points (108) (tie) - vs Merrimack (12/10/22)

- Offensive rebounds (24) (tie) - at NU (11/16/22)
- Free throws made (34) - vs Merrimack (12/10/22)
- Steals (21) - at Clemson (1/19/23)
- Forced turnovers (29) - at Clemson (1/19/23)
- Steals/Turnover (2.0) - vs NIU (11/7/22)

Three-year lows:

- Points allowed in ACC play (43) - at Pitt (2/19/23)
- FG allowed in ACC play (16) - 2 times, most recently at Pitt (2/19/23)
- Turnovers (8) (tie) - 2 times, most recently vs ASU (11/26/22)

Additionally, this was the first year Ivey's defense has not allowed more than 80 points in a game in an entire season. This year's high was Cal, who posted 79 on the Irish on Nov. 12.

SECOND ROUND STUNNER

Notre Dame's second-round game last season was played against Oklahoma in Norman, and it was a historic 108-64 victory for the visitors. The offensive output destroyed Notre Dame's previous Tourney scoring record, which was 99. The Irish's 41 field goals was also a program postseason record.

Mabrey was Notre Dame's leading scorer, putting up 29 points including 7 treys. That mark tied her sister Marina for most 3-pointers made in an NCAA Tournament game in program history. In total, Notre Dame made 10 treys on the day, which ranks second in program history in the Tournament.

In addition to Mabrey, Sonia Citron (25) and Maya Dodson (20) had 20-point afternoons. Citron's 25 points against the Sooners remained her career high until she put up 27 on Louisville on Feb. 26.

Notre Dame has an 18-5 record all-time in the first round of the NCAA Tournament (.783) and a 52-11 overall Tourney record as a top-four seed.

THE REMATCH

Notre Dame has faced Mississippi State just once in its storied history. That game? The 2018 National Championship now famous for Arike Ogunbowale's buzzer-beating 3 to give Notre Dame its second national title.

With the game tied at 58, Ogunbowale threw up the ball with 0.1 seconds left. The 61-58 game has become one of the most famous shots in women's basketball history. She finished with 18 points, and teammates Jessica Shepard and Marina Mabrey had 19 and 10, respectively.

Leading Scorer - Season (Career at ND)

Olivia Miles	9 (22)*
Maddy Westbeld	8 (24)^
Dara Mabrey	2 (11)
Sonia Citron	9 (13)^
Lauren Ebo	2 (2)
Kylee Watson	2 (2)
KK Bransford	1 (1)*

* Miles/Bransford tie w/ 17 (vs Boston College, 1/1/23)
^ Westbeld and Citron tie w/ 13 (at Pitt, 2/19/23)

Leading Rebounder

Olivia Miles	8 (12)^
Sonia Citron	4 (13)
Maddy Westbeld	9 (25)^
Kylee Watson	4(4)^
Lauren Ebo	7 (7)*%
KK Bransford	2 (2)*^
Cassandra Prosper	3 (3)%

* Ebo/Bransford tie w/ 9 (vs ASU 11/26/22 @ Bimini, Bahamas)
^ Miles/Bransford tie w/ 8 (at BC, 2/2/23)
Miles, Westbeld, Watson tie w/ 7 (vs SYR, 2/12/23)
% Ebo and Prosper tie w/ 5 (vs UL 3/4/23) & w/10 (vs SUU, 3/17/23)

Leader in Assists

Olivia Miles	25(57)*^
Dara Mabrey	2 (12)*
Sonia Citron	3 (4)%
Jenna Brown	1 (1)*
Maddy Westbeld	7 (7)^
KK Bransford	1 (1)%

* Miles/Mabrey/Brown tie with 4 (11/16/22 at ND)
^ Miles/Westbeld tie with 3 (vs American), 6 (vs ASU), 4 (vs UConn), 5 (at NC State) and 2 (vs Duke)
% Citron and Bransford tie w/ 3 (vs UL, 3/4/23)

20-Point Scoring Performances

Opponents	8
Notre Dame	17
Olivia Miles	6
Sonia Citron	6
Maddy Westbeld	3
Lauren Ebo	1
Kylee Watson	1

30-Point Scoring Games

Opponents	1
Notre Dame	0

Tip-Offs Controlled

Opponents	13
Notre Dame	17
Kylee Watson	17-13

First Score

Opponents	15
Notre Dame	16
Maddy Westbeld	6
Kylee Watson	4
Olivia Miles	2
KK Bransford	3
Lauren Ebo	1

Runs of 10 or Better

Opponents	5
Notre Dame	20

Largest Halftime Lead

35 (vs Merrimack, 12/10/22)

Largest Halftime Deficit

14 (vs Louisville, 3/4/23 ACC Tournament)

Largest Lead

64 vs Merrimack (2:56 in 4Q, 12/10/22)

Largest Deficit

34 (vs Louisville, 3/4/23 ACC Tournament)

Largest Deficit Overcome to Win

10 vs Florida State (4:08 in 2Q, 1/26/23) & at Louisville (8:17 in 3Q, 2/26/23)

Largest Lead Given Out in Loss

34 (vs Louisville, 7:11 in Q4 3/4/23 ACC Tournament)

Most Consecutive Points

17 vs Western Michigan (5:48 in 3Q, 12/21/22)

Most Consecutive Points (Opponent)

15 vs Syracuse (1:38 in 3Q, 2/12/23)

Double-Figure Points

Player	2022-23	Career
Olivia Miles	25	55
Sonia Citron	25	48
Dara Mabrey	7	71
Maddy Westbeld	17	56
Lauren Ebo	13	36
Kylee Watson	9	13
KK Bransford	12	12
Nat Marshall	1	2
Jenna Brown	1	1
Cassandra Prosper	3	3

Double-Figure Rebounds

Player	2022-23	Career
Olivia Miles	6	16
Sonia Citron	2	8
Lauren Ebo	5	19
Maddy Westbeld	4	10
Kylee Watson	1	1
Cassandra Prosper	1	1

5-5-5 Games

(aka "Stat Sheet Stuffers")

Player	2022-23	Career
Olivia Miles	18	37
Dara Mabrey	0	4
Sonia Citron	1	3
Maddy Westbeld	2	2
KK Bransford	1	1

Double-Doubles

Player	2022-23	Career
Olivia Miles	10	19
Maddy Westbeld	4	9
Sonia Citron	2	7
Lauren Ebo	4	12
Kylee Watson	1	1

Season Point Totals

Date	Opp.	OffTO	Paint	2ndCh	FBreak	Bench
11/7	Northern Ill.	23/2	50/24	9/11	17/2	25/19
11/12	California	24/21	36/28	12/11	10/10	20/28
11/16	Northwestern	18/15	46/32	25/9	17/11	29/32
11/20	Ball State	18/23	42/28	15/6	19/11	41/17
11/24	American	15/8	42/32	17/8	23/3	23/26
11/26	Arizona State	10/8	54/28	20/6	18/10	37/25
12/1	Maryland	14/15	38/32	9/21	9/0	9/16
12/4	Connecticut	13/20	46/16	10/10	6/7	14/11
12/10	Merrimack	27/6	58/12	24/5	18/0	47/7
12/18	Virginia Tech	12/3	42/16	5/6	8/7	16/2
12/21	W. Michigan	19/16	48/20	13/0	16/3	20/17
12/29	Miami (FL)	10/19	32/36	7/12	6/22	17/25
1/1	Boston College	19/14	56/36	16/10	19/9	36/9
1/8	North Carolina	10/7	18/20	7/2	17/4	11/23
1/12	Wake Forest	22/13	38/24	16/7	13/6	32/10
1/15	Syracuse	11/11	42/34	9/9	13/5	15/19
1/19	Clemson	21/13	24/22	11/4	7/13	9/18
1/22	Virginia	16/16	28/14	15/11	8/6	33/26

Date	Opp.	OffTO	Paint	2ndCh	FBreak	Bench
1/26	Florida State	14/7	34/20	23/8	6/8	21/11
1/29	NC State	14/14	32/30	16/12	9/14	16/14
2/2	Boston College	15/22	44/32	17/11	13/8	5/4
2/5	Duke	17/15	22/26	2/3	9/6	4/21
2/9	Pitt	7/14	28/32	25/8	10/1	8/36
2/12	Syracuse	10/17	34/20	15/2	12/7	14/8
2/16	Louisville	14/20	44/36	11/13	19/14	10/38
2/19	Pitt	25/5	36/16	16/3	14/6	33/21
2/23	Georgia Tech	20/5	44/18	17/13	8/0	20/18
2/26	Louisville	13/10	26/22	7/13	6/4	25/18
3/3	NC State	18/13	28/26	10/14	9/8	5/8
3/4	Louisville	9/26	20/30	5/15	5/12	10/11
3/17	Southern Utah	17/11	50/18	14/4	13/4	13/17

* Notre Dame is listed first in each column

Points Off Turnovers

	Total	Average
Notre Dame	477	15.4
Opponents	396	12.8

Points in the Paint

	Total	Average
Notre Dame	1104	37.2
Opponents	746	24.1

Second Chance Points

	Total	Average
Notre Dame	408	13.2
Opponents	248	8

Fast Break Points

	Total	Average
Notre Dame	368	11.9
Opponents	213	6.9

Bench Scoring

	Total	Average
Notre Dame	613	19.8
Opponents	543	17.5

GAME BY GAME COMPARISON



2022-23 Notre Dame Women's Basketball Team Game-by-Game All games

Page 1/1
as of Mar 17, 2023

Opponent	Date	Score	W/L	Total		3-Pointers		Free throws		Rebounds				PF	A	TO	BLK	STL	PTS	AVG
				FG-FGA	PCT	3FG-3FGA	PCT	FT-FTA	PCT	OFF	DEF	TOT	AVG							
NIU	11/07/2022	88-48	W	34-71	.479	6-16	.375	14-17	.824	11	32	43	43.0	8	22	8	9	16	88	88.0
vs California	11/12/2022	90-79	W	27-52	.519	6-14	.429	30-36	.833	15	27	42	42.5	28	18	23	5	7	90	89.0
at Northwestern	11/16/2022	92-58	W	32-71	.451	7-17	.412	21-32	.656	24	34	58	47.7	22	19	16	4	7	92	90.0
Ball St.	11/20/2022	95-60	W	32-59	.542	7-17	.412	24-28	.857	15	35	50	48.3	16	21	23	8	9	95	91.3
vs American	11/24/2022	90-65	W	29-62	.468	4-13	.308	28-41	.683	18	34	52	49.0	20	10	16	4	8	90	91.0
vs Arizona St.	11/26/2022	85-65	W	31-63	.492	2-10	.200	21-36	.583	18	27	45	48.3	12	20	8	2	5	85	90.0
Maryland	12/01/2022	72-74	L	28-62	.452	6-17	.353	10-15	.667	13	24	37	46.7	17	18	18	5	7	72	87.4
UConn	12/04/2022	74-60	W	32-57	.561	6-13	.462	4-7	.571	8	31	39	45.8	17	15	18	6	7	74	85.8
Merrimack	12/10/2022	108-44	W	35-63	.556	4-11	.364	34-38	.895	17	39	56	46.9	7	24	10	9	7	108	88.2
at Virginia Tech	12/18/2022	63-52	W	26-61	.426	1-8	.125	10-13	.769	5	34	39	46.1	16	13	11	9	9	63	85.7
Western Mich.	12/21/2022	85-57	W	33-60	.550	8-16	.500	11-14	.786	10	34	44	45.9	15	23	17	3	7	85	85.6
at Miami (FL)	12/29/2022	66-63	W	27-58	.466	4-13	.308	8-15	.533	9	33	42	45.6	11	23	22	7	4	66	84.0
Boston College	01/01/2023	85-48	W	32-60	.533	2-7	.286	19-25	.760	13	33	46	45.6	13	20	19	6	15	85	84.1
at North Carolina	01/08/2023	50-60	L	16-57	.281	2-22	.091	16-21	.762	12	30	42	45.4	21	7	19	2	9	50	81.6
Wake Forest	01/12/2023	86-47	W	32-59	.542	4-16	.250	18-25	.720	14	35	49	45.6	10	18	15	4	11	86	81.9
at Syracuse	01/15/2023	72-56	W	31-64	.484	7-18	.389	3-5	.600	10	32	42	45.4	13	18	11	4	7	72	81.3
at Clemson	01/19/2023	57-54	W	20-63	.317	4-21	.190	13-21	.619	17	20	37	44.9	11	15	17	4	21	57	79.9
Virginia	01/22/2023	76-54	W	27-54	.500	8-20	.400	14-20	.700	9	28	37	44.4	17	18	16	8	10	76	79.7
Florida St.	01/26/2023	70-47	W	24-68	.353	4-16	.250	18-23	.783	21	34	55	45.0	12	16	11	5	7	70	79.2
at NC State	01/29/2023	65-69	L	26-68	.382	6-23	.261	7-11	.636	18	26	44	45.0	12	15	14	4	9	65	78.5
at Boston College	02/02/2023	72-59	W	30-58	.517	4-12	.333	8-10	.800	15	26	41	44.8	13	17	22	4	7	72	78.1
Duke	02/05/2023	52-57	L	21-52	.404	3-11	.273	7-14	.500	9	24	33	44.2	16	7	14	2	7	52	77.0
Pittsburgh	02/09/2023	69-63	W	25-58	.431	6-21	.286	13-24	.542	18	23	41	44.1	15	17	13	7	7	69	76.6
Syracuse	02/12/2023	73-64	W	25-54	.463	3-11	.273	20-30	.667	12	27	39	43.9	13	17	13	5	6	73	76.5
Louisville	02/16/2023	78-76	Wot	30-62	.484	4-14	.286	14-18	.778	11	22	33	43.4	13	18	17	3	8	78	76.5
at Pittsburgh	02/19/2023	83-43	W	29-63	.460	8-19	.421	17-23	.739	15	33	48	43.6	16	18	12	4	10	83	76.8
Georgia Tech	02/23/2023	76-53	W	31-70	.443	4-13	.308	10-13	.769	18	27	45	43.7	10	17	9	3	10	76	76.7
at Louisville	02/26/2023	68-65	W	24-51	.471	4-10	.400	16-24	.667	9	23	32	43.3	21	10	15	2	9	68	76.4
vs NC State	03/03/2023	66-60	W	22-50	.440	4-9	.444	18-24	.750	12	27	39	43.1	20	14	19	3	5	66	76.1
vs Louisville	03/04/2023	38-64	L	16-51	.314	1-10	.100	5-10	.500	11	19	30	42.7	17	9	22	0	6	38	74.8
Southern Utah	03/17/2023	82-56	W	36-74	.486	3-14	.214	7-12	.583	21	32	53	43.0	22	24	10	8	8	82	75.0
Total		2326		863-1875	.460	142-452	.314	458-645	.710	428	905	1333	43.0	474	521	478	149	265	2326	75.0
Opponents		1820		684-1893	.361	151-531	.284	301-434	.694	334	674	1008	43.0	554	353	469	112	234	1820	58.7

Notre Dame Averages

Games Played	Points/game	FG Pct	3FG Pct	FT Pct	Rebounds/game	Assists/game	Turnovers/game	Assist/Turnover ratio	Steals/game	Blocks/game
31	75.0	46.0	31.4	71.0	43.0	16.8	15.4	1.1	8.5	4.8



2022-23 Notre Dame Women's Basketball Opponents Game-by-Game All games

Page 1/1
as of Mar 17, 2023

Opponent	Date	Score	W/L	Total		3-Pointers		Free throws		Rebounds				PF	A	TO	BLK	STL	PTS	AVG
				FG-FGA	PCT	3FG-3FGA	PCT	FT-FTA	PCT	OFF	DEF	TOT	AVG							
NIU	11/07/2022	88-48	W	19-69	.275	5-17	.294	5-6	.833	18	27	45	45.0	13	8	22	2	6	48	48.0
vs California	11/12/2022	90-79	W	27-64	.422	9-22	.409	16-24	.667	12	14	26	35.5	31	17	16	2	12	79	63.5
at Northwestern	11/16/2022	92-58	W	22-62	.355	4-17	.235	10-22	.455	11	21	32	34.3	26	13	17	6	5	58	61.7
Ball St.	11/20/2022	95-60	W	21-65	.323	5-17	.294	13-20	.650	10	14	24	31.8	22	10	15	3	8	60	61.3
vs American	11/24/2022	90-65	W	25-67	.373	5-14	.357	10-15	.667	11	19	30	31.4	27	14	16	1	3	65	62.0
vs Arizona St.	11/26/2022	85-65	W	26-58	.448	4-16	.250	9-15	.600	6	23	29	31.0	26	7	10	0	4	65	62.5
Maryland	12/01/2022	72-74	L	28-70	.400	4-16	.250	14-17	.824	17	24	41	32.4	15	11	13	3	9	74	64.1
UConn	12/04/2022	74-60	W	21-57	.368	8-18	.444	10-13	.769	7	19	26	31.6	15	15	15	3	4	60	63.6
Merrimack	12/10/2022	108-44	W	17-63	.270	7-23	.304	3-6	.500	10	14	24	30.8	25	8	19	4	4	44	61.4
at Virginia Tech	12/18/2022	63-52	W	20-68	.294	6-26	.231	6-10	.600	10	31	41	31.8	16	11	13	5	3	52	60.5
Western Mich.	12/21/2022	85-57	W	21-57	.368	8-23	.348	7-14	.500	3	17	20	30.7	10	9	16	3	8	57	60.2
at Miami (FL)	12/29/2022	66-63	W	25-72	.347	2-14	.143	11-14	.786	14	23	37	31.3	18	13	13	2	15	63	60.4
Boston College	01/01/2023	85-48	W	20-64	.313	0-9	.000	8-14	.571	12	16	28	31.0	20	6	18	10	8	48	59.5
at North Carolina	01/08/2023	50-60	L	21-59	.356	7-16	.438	11-14	.786	5	29	34	31.2	18	13	15	7	10	60	59.5
Wake Forest	01/12/2023	86-47	W	18-58	.310	4-17	.235	7-10	.700	7	20	27	30.9	20	10	14	2	12	47	58.7
at Syracuse	01/15/2023	72-56	W	24-67	.358	4-21	.190	4-9	.444	14	25	39	31.4	7	11	10	7	7	56	58.5
at Clemson	01/19/2023	57-54	W	22-52	.423	8-19	.421	2-6	.333	12	30	42	32.1	18	14	29	3	11	54	58.2
Virginia	01/22/2023	76-54	W	19-64	.297	3-15	.200	13-18	.722	20	22	42	32.6	17	8	15	1	10	54	58.0
Florida St.	01/26/2023	70-47	W	16-59	.271	5-25	.200	10-14	.714	12	25	37	32.8	18	10	15	6	6	47	57.4
at NC State	01/29/2023	65-69	L	27-60	.450	7-17	.412	8-10	.800	8	25	33	32.9	13	14	13	4	9	69	58.0
at Boston College	02/02/2023	72-59	W	21-59	.356	3-17	.176	14-17	.824	13	14	27	32.6	13	12	18	3	9	59	58.0
Duke	02/05/2023	52-57	L	22-55	.400	4-16	.250	9-12	.750	10	27	37	32.8	12	13	14	4	3	57	58.0
Pittsburgh	02/09/2023	69-63	W	22-50	.440	5-14	.357	14-16	.875	6	21	27	32.5	21	6	11	1	5	63	58.2
Syracuse	02/12/2023	73-64	W	24-61	.393	6-15	.400	10-13	.769	11	20	31	32.5	21	13	12	1	11	64	58.5
Louisville	02/16/2023	78-76	Wot	31-64	.484	7-12	.583	7-10	.700	12	24	36	32.6	14	16	17	3	10	76	59.2
at Pittsburgh	02/19/2023	83-43	W	16-57	.281	4-16	.250	7-9	.778	6	20	26	32.3	21	11	17	5	8	43	58.5
Georgia Tech	02/23/2023	76-53	W	23-58	.397	6-24	.250	1-4	.250	10	23	33	32.4	14	12	16	4	7	53	58.3
at Louisville	02/26/2023	68-65	W	20-58	.345	4-14	.286	21-26	.808	16	23	39	32.6	18	14	15	3	7	65	58.6
vs NC State	03/03/2023	66-60	W	22-60	.367	2-15	.133	14-16	.875	8	20	28	32.4	17	11	13	5	6	60	58.6
vs Louisville	03/04/2023	38-64	L	24-60	.400	1-13	.077	15-20	.750	16	26	42	32.8	18						

22-23 SEASON STATS



**2022-23 Notre Dame Women's Basketball
Combined Team Statistics
All games**

Page 1/1
as of Mar 17, 2023

Game Records

Record	Overall	Home	Away	Neutral
ALL GAMES	26-5	14-2	8-2	4-1
CONFERENCE	15-3	8-1	7-2	0-0
NON-CONFERENCE	11-2	6-1	1-0	4-1

Score by Periods

Team	1st	2nd	3rd	4th	OT	TOT
Notre Dame	560	544	609	605	8	2326
Opponents	408	424	523	459	6	1820

Team Box Score

No.	Player	Total			3-Point			F-Throw		Rebounds				PF DQ A TO BLK STL PTS AVG								
		GP-GS	MIN	AVG	FG-FGA	FG%	3FG-3FGA	3FG%	FT-FTA	FT%	OFF	DEF	TOT	AVG	PF	DQ	A	TO	BLK	STL	PTS	AVG
11	CITRON, Sonia	31-31	1028:37	33.2	164-334	.491	48-113	.425	80-103	.777	42	128	170	5.5	59	0	77	72	21	50	456	14.7
5	MILES, Olivia	28-28	885:14	31.6	145-315	.460	18-79	.228	92-120	.767	12	191	203	7.3	48	0	192	93	6	58	400	14.3
21	WESTBELD, Maddy	31-31	841:14	27.1	142-315	.451	30-84	.357	36-56	.643	59	139	198	6.4	70	1	74	64	37	40	350	11.3
1	MABREY, Dara	18-18	528:19	29.4	57-173	.329	33-112	.295	21-26	.808	3	46	49	2.7	22	1	43	27	0	21	168	9.3
33	EBO, Lauren	26-6	552:47	21.3	89-177	.503	0-1	.000	58-79	.734	63	109	172	6.6	71	3	25	41	22	24	236	9.1
14	BRANSFORD, KK	31-10	726:26	23.4	91-187	.487	1-9	.111	70-95	.737	50	40	90	2.9	54	1	41	47	2	27	253	8.2
22	WATSON, Kylee	31-31	723:23	23.3	89-147	.605	0-0	.000	36-72	.500	47	88	135	4.4	70	2	28	49	28	17	214	6.9
4	PROSPER, Cassandre	20-0	416:46	20.8	36-117	.308	10-43	.233	18-27	.667	35	43	78	3.9	32	0	15	29	16	18	100	5.0
15	MARSHALL, Natalija	27-0	280:24	10.4	34-63	.540	0-0	.000	28-42	.667	30	25	55	2.0	26	0	6	20	13	3	96	3.6
0	BROWN, Jenna	25-0	214:42	8.6	15-39	.385	2-8	.250	18-23	.783	13	23	36	1.4	18	0	20	19	3	5	50	2.0
2	CHA, Trinity	5-0	05:55	1.2	0-1	.000	0-1	.000	1-2	.500	0	0	0	0.0	1	0	0	1	0	1	1	0.2
25	CERNUGEL, Sarah	12-0	21:14	1.8	1-7	.143	0-2	.000	0-0	.000	0	0	0	0.0	3	0	0	0	1	1	2	0.2
Team											74	73	147					16				
Total		31	6225		863-1875	.460	142-452	.314	458-645	.710	428	905	1333	43.0	474	8	521	478	149	265	2326	75.0
Opponents		31	6225		684-1893	.361	151-531	.284	301-434	.694	334	674	1008	32.5	554	14	353	469	112	234	1820	58.7

Team Statistics

	ND	OPP
Scoring	2326	1820
Points per game	75.0	58.7
Scoring margin	+16.3	-
Field goals-att	863-1875	684-1893
Field goal pct	.460	.361
3 point fg-att	142-452	151-531
3-point FG pct	.314	.284
3-pt FG made per game	4.6	4.9
Free throws-att	458-645	301-434
Free throw pct	.710	.694
F-Throws made per game	14.8	9.7
Rebounds	1333	1008
Rebounds per game	43.0	32.5
Rebounding margin	+10.5	-
Assists	521	353
Assists per game	16.8	11.4
Turnovers	478	469
Turnovers per game	15.4	15.1
Turnover margin	-0.3	-
Assist/turnover ratio	1.1	0.8
Steals	265	234
Steals per game	8.5	7.5
Blocks	149	112
Blocks per game	4.8	3.6
Winning streak	1	-
Home win streak	5	-
Attendance	78600	38228
Home games-Avg/Game	16-4913	10-3823
Neutral site-Avg/Game	-	5-3598

Team Results

Date	Opponent	Score	Att.
11/07/2022	NIU	W 88-48	2545
11/12/2022	vs California	W 90-79	4212
11/16/2022	at Northwestern	W 92-58	1176
11/20/2022	Ball St.	W 95-60	3438
11/24/2022	vs American	W 90-65	244
11/26/2022	vs Arizona St.	W 85-65	261
12/01/2022	Maryland	L 72-74	3131
12/04/2022	UConn	W 74-60	9149
12/10/2022	Merrimack	W 108-44	4670
12/18/2022	at Virginia Tech	W 63-52	4206
12/21/2022	Western Mich.	W 85-57	4772
12/29/2022	at Miami (FL)	W 66-63	2153
01/01/2023	Boston College	W 85-48	5532
01/08/2023	at North Carolina	L 50-60	3976
01/12/2023	Wake Forest	W 86-47	4319
01/15/2023	at Syracuse	W 72-56	3736
01/19/2023	at Clemson	W 57-54	1259
01/22/2023	Virginia	W 76-54	6442
01/26/2023	Florida St.	W 70-47	4956
01/29/2023	at NC State	L 65-69	5500
02/02/2023	at Boston College	W 72-59	1378
02/05/2023	Duke	L 52-57	9149
02/09/2023	Pittsburgh	W 69-63	4716
02/12/2023	Syracuse	W 73-64	5239
02/16/2023	Louisville	Wot 78-76	5245
02/19/2023	at Pittsburgh	W 83-43	2829
02/23/2023	Georgia Tech	W 76-53	5297
02/26/2023	at Louisville	W 68-65	12015
03/03/2023	vs NC State	W 66-60	6151
03/04/2023	vs Louisville	L 38-64	7122
03/17/2023	Southern Utah	W 82-56	0

22-23 ACC-ONLY STATS



**2022-23 Notre Dame Women's Basketball
Combined Team Statistics
In Conference games**

Page 1/1
as of Mar 04, 2023

Game Records

Record	Overall	Home	Away	Neutral
ALL GAMES	15-3	8-1	7-2	0-0
CONFERENCE	15-3	8-1	7-2	0-0
NON-CONFERENCE	0-0	0-0	0-0	0-0

Score by Periods

Team	1st	2nd	3rd	4th	OT	TOT
Notre Dame	292	292	329	340	8	1261
Opponents	231	238	320	235	6	1030

Team Box Score

No.	Player	Total				3-Point			F-Throw		Rebounds													
		GP-GS	MIN	AVG	FG-FGA	FG%	3FG-3FGA	3FG%	FT-FTA	FT%	OFF	DEF	TOT	AVG	PF	DQ	A	TO	BLK	STL	PTS	AVG		
11	CITRON, Sonia	18-18	602:21	33.5	92-188	.489	33-73	.452	34-47	.723	23	58	81	4.5	33	0	43	36	16	31	251	13.9		
5	MILES, Olivia	18-18	597:02	33.2	92-214	.430	12-55	.218	52-70	.743	9	117	126	7.0	28	0	115	61	3	34	248	13.8		
21	WESTBELD, Maddy	18-18	532:33	29.6	83-191	.435	15-50	.300	22-37	.595	40	77	117	6.5	42	1	44	41	17	31	203	11.3		
14	BRANSFORD, KK	18-7	410:35	22.8	58-106	.547	0-6	.000	42-56	.750	25	18	43	2.4	25	0	20	28	0	13	158	8.8		
33	EBO, Lauren	13-3	287:14	22.1	42-86	.488	0-0	.000	19-26	.731	30	61	91	7.0	32	0	10	16	9	16	103	7.9		
1	MABREY, Dara	8-8	220:55	27.6	18-78	.231	7-47	.149	6-8	.750	1	19	20	2.5	5	0	19	10	0	13	49	6.1		
22	WATSON, Kylee	18-18	412:09	22.9	42-77	.545	0-0	.000	23-43	.535	28	56	84	4.7	43	0	10	30	16	8	107	5.9		
4	PROSPER, Cassandre	17-0	327:23	19.3	30-94	.319	10-38	.263	17-26	.654	23	36	59	3.5	26	0	10	22	14	16	87	5.1		
15	MARSHALL, Natalija	14-0	134:50	9.6	14-28	.500	0-0	.000	8-11	.727	6	14	20	1.4	9	0	3	10	6	2	36	2.6		
0	BROWN, Jenna	13-0	90:53	7.0	5-15	.333	1-5	.200	8-11	.727	6	10	16	1.2	10	0	10	7	2	2	19	1.5		
25	CERNUGEL, Sarah	5-0	09:05	1.8	0-3	.000	0-1	.000	0-0	.000	0	0	0	0.0	0	0	0	0	0	0	0	0.0		
Team											44	44	88					9						
Total		18	3625		476-1080	.441	78-275	.284	231-335	.690	235	510	745	41.4	253	1	284	270	83	166	1261	70.1		
Opponents		18	3625		391-1085	.360	85-307	.277	163-226	.721	198	418	616	34.2	299	5	207	275	71	151	1030	57.2		

Team Statistics

	ND	OPP
Scoring	1261	1030
Points per game	70.1	57.2
Scoring margin	+12.8	-
Field goals-att	476-1080	391-1085
Field goal pct	.441	.360
3 point fg-att	78-275	85-307
3-point FG pct	.284	.277
3-pt FG made per game	4.3	4.7
Free throws-att	231-335	163-226
Free throw pct	.690	.721
F-Throws made per game	12.8	9.1
Rebounds	745	616
Rebounds per game	41.4	34.2
Rebounding margin	+7.2	-
Assists	284	207
Assists per game	15.8	11.5
Turnovers	270	275
Turnovers per game	15.0	15.3
Turnover margin	+0.3	-
Assist/turnover ratio	1.1	0.8
Steals	166	151
Steals per game	9.2	8.4
Blocks	83	71
Blocks per game	4.6	3.9
Winning streak	6	-
Home win streak	4	-
Attendance	50895	37052
Home games-Avg/Game	9-5655	9-4117
Neutral site-Avg/Game	-	0-0

Team Results

Date	Opponent		Score	Att.
12/18/2022	at Virginia Tech	W	63-52	4206
12/29/2022	at Miami (FL)	W	66-63	2153
01/01/2023	Boston College	W	85-48	5532
01/08/2023	at North Carolina	L	50-60	3976
01/12/2023	Wake Forest	W	86-47	4319
01/15/2023	at Syracuse	W	72-56	3736
01/19/2023	at Clemson	W	57-54	1259
01/22/2023	Virginia	W	76-54	6442
01/26/2023	Florida St.	W	70-47	4956
01/29/2023	at NC State	L	65-69	5500
02/02/2023	at Boston College	W	72-59	1378
02/05/2023	Duke	L	52-57	9149
02/09/2023	Pittsburgh	W	69-63	4716
02/12/2023	Syracuse	W	73-64	5239
02/16/2023	Louisville	Wot	78-76	5245
02/19/2023	at Pittsburgh	W	83-43	2829
02/23/2023	Georgia Tech	W	76-53	5297
02/26/2023	at Louisville	W	68-65	12015

22-23 NOTRE DAME GAME HIGHS AND LOWS

Notre Dame - Game Highs

POINTS	108		Merrimack (12/10/2022)
	95		Ball St. (11/20/2022)
	92		at Northwestern (11/16/2022)
	90		vs American (N) (11/24/2022)
	90		vs California (N) (11/12/2022)
FIELD GOALS MADE	36		Southern Utah (03/17/2023)
	35		Merrimack (12/10/2022)
FIELD GOAL ATTEMPTS	74		Southern Utah (03/17/2023)
	71		at Northwestern (11/16/2022)
	71		NIU (11/07/2022)
FIELD GOAL PERCENTAGE	.561	(32-57)	UConn (12/04/2022)
	.556	(35-63)	Merrimack (12/10/2022)
3 PT FG MADE	8		at Pittsburgh (02/19/2023)
	8		Virginia (01/22/2023)
	8		Western Mich. (12/21/2022)
3 PT FG ATTEMPTS	23		at NC State (01/29/2023)
	22		at North Carolina (01/08/2023)
3 PT FG PERCENTAGE	.500	(8-16)	Western Mich. (12/21/2022)
	.462	(6-13)	UConn (12/04/2022)
FREE THROWS MADE	34		Merrimack (12/10/2022)
	30		vs California (N) (11/12/2022)
FREE THROW ATTEMPTS	41		vs American (N) (11/24/2022)
	38		Merrimack (12/10/2022)
FREE THROW PERCENTAGE	.895	(34-38)	Merrimack (12/10/2022)
	.857	(24-28)	Ball St. (11/20/2022)
REBOUNDS	58		at Northwestern (11/16/2022)
	56		Merrimack (12/10/2022)
ASSISTS	24		Southern Utah (03/17/2023)
	24		Merrimack (12/10/2022)
STEALS	21		at Clemson (01/19/2023)
	16		NIU (11/07/2022)
BLOCKED SHOTS	9		at Virginia Tech (12/18/2022)
	9		Merrimack (12/10/2022)
	9		NIU (11/07/2022)
TURNOVERS	23		Ball St. (11/20/2022)
	23		vs California (N) (11/12/2022)
FOULS	28		vs California (N) (11/12/2022)
	22		Southern Utah (03/17/2023)
	22		at Northwestern (11/16/2022)

Notre Dame - Game Lows

POINTS	38		vs Louisville (N) (03/04/2023)
	50		at North Carolina (01/08/2023)
	52		Duke (02/05/2023)
	57		at Clemson (01/19/2023)
	63		at Virginia Tech (12/18/2022)
FIELD GOALS MADE	16		vs Louisville (N) (03/04/2023)
	16		at North Carolina (01/08/2023)
FIELD GOAL ATTEMPTS	50		vs NC State (N) (03/03/2023)
	51		vs Louisville (N) (03/04/2023)
	51		at Louisville (02/26/2023)
FIELD GOAL PERCENTAGE	.281	(16-57)	at North Carolina (01/08/2023)
	.314	(16-51)	vs Louisville (N) (03/04/2023)
3 PT FG MADE	1		vs Louisville (N) (03/04/2023)
	1		at Virginia Tech (12/18/2022)
3 PT FG ATTEMPTS	7		Boston College (01/01/2023)
	8		at Virginia Tech (12/18/2022)
3 PT FG PERCENTAGE	.091	(2-22)	at North Carolina (01/08/2023)
	.100	(1-10)	vs Louisville (N) (03/04/2023)
FREE THROWS MADE	3		at Syracuse (01/15/2023)
	4		UConn (12/04/2022)
FREE THROW ATTEMPTS	5		at Syracuse (01/15/2023)
	7		UConn (12/04/2022)
FREE THROW PERCENTAGE	.500	(7-14)	Duke (02/05/2023)
	.500	(5-10)	vs Louisville (N) (03/04/2023)
REBOUNDS	30		vs Louisville (N) (03/04/2023)
	32		at Louisville (02/26/2023)
ASSISTS	7		Duke (02/05/2023)
	7		at North Carolina (01/08/2023)
STEALS	4		at Miami (FL) (12/29/2022)
	5		vs NC State (N) (03/03/2023)
	5		vs Arizona St. (N) (11/26/2022)
BLOCKED SHOTS	0		vs Louisville (N) (03/04/2023)
	2		at Louisville (02/26/2023)
	2		Duke (02/05/2023)
	2		at North Carolina (01/08/2023)
	2		vs Arizona St. (N) (11/26/2022)
TURNOVERS	8		vs Arizona St. (N) (11/26/2022)
	8		NIU (11/07/2022)
FOULS	7		Merrimack (12/10/2022)
	8		NIU (11/07/2022)

22-23 OPPONENT GAME HIGHS AND LOWS

Opponent - Game Highs

POINTS	79	vs California (N) (11/12/2022)
	76	Louisville (02/16/2023)
	74	Maryland (12/01/2022)
	69	at NC State (01/29/2023)
	65	at Louisville (02/26/2023)
	65	vs Arizona St. (N) (11/26/2022)
	65	vs American (N) (11/24/2022)
FIELD GOALS MADE	31	Louisville (02/16/2023)
	28	Maryland (12/01/2022)
FIELD GOAL ATTEMPTS	72	at Miami (FL) (12/29/2022)
	70	Maryland (12/01/2022)
FIELD GOAL PERCENTAGE	.484 (31-64)	Louisville (02/16/2023)
	.450 (27-60)	at NC State (01/29/2023)
3 PT FG MADE	9	vs California (N) (11/12/2022)
	8	at Clemson (01/19/2023)
	8	Western Mich. (12/21/2022)
	8	UConn (12/04/2022)
3 PT FG ATTEMPTS	26	at Virginia Tech (12/18/2022)
	25	Florida St. (01/26/2023)
3 PT FG PERCENTAGE	.583 (7-12)	Louisville (02/16/2023)
	.444 (8-18)	UConn (12/04/2022)
FREE THROWS MADE	21	at Louisville (02/26/2023)
	16	vs California (N) (11/12/2022)
FREE THROW ATTEMPTS	26	at Louisville (02/26/2023)
	24	vs California (N) (11/12/2022)
FREE THROW PERCENTAGE	.875 (14-16)	vs NC State (N) (03/03/2023)
	.875 (14-16)	Pittsburgh (02/09/2023)
REBOUNDS	45	NIU (11/07/2022)
	42	vs Louisville (N) (03/04/2023)
	42	Virginia (01/22/2023)
	42	at Clemson (01/19/2023)
ASSISTS	17	vs California (N) (11/12/2022)
	16	Louisville (02/16/2023)
STEALS	15	at Miami (FL) (12/29/2022)
	12	Wake Forest (01/12/2023)
	12	vs California (N) (11/12/2022)
BLOCKED SHOTS	10	Boston College (01/01/2023)
	7	at Syracuse (01/15/2023)
	7	at North Carolina (01/08/2023)
TURNOVERS	29	at Clemson (01/19/2023)
	22	NIU (11/07/2022)
FOULS	31	vs California (N) (11/12/2022)
	27	vs American (N) (11/24/2022)

Opponent - Game Lows

POINTS	43	at Pittsburgh (02/19/2023)
	44	Merrimack (12/10/2022)
	47	Florida St. (01/26/2023)
	47	Wake Forest (01/12/2023)
	48	Boston College (01/01/2023)
	48	NIU (11/07/2022)
FIELD GOALS MADE	16	at Pittsburgh (02/19/2023)
	16	Florida St. (01/26/2023)
FIELD GOAL ATTEMPTS	50	Pittsburgh (02/09/2023)
	52	at Clemson (01/19/2023)
FIELD GOAL PERCENTAGE	.270 (17-63)	Merrimack (12/10/2022)
	.271 (16-59)	Florida St. (01/26/2023)
3 PT FG MADE	0	Boston College (01/01/2023)
	1	vs Louisville (N) (03/04/2023)
3 PT FG ATTEMPTS	9	Boston College (01/01/2023)
	12	Louisville (02/16/2023)
3 PT FG PERCENTAGE	.000 (0-9)	Boston College (01/01/2023)
	.077 (1-13)	vs Louisville (N) (03/04/2023)
FREE THROWS MADE	1	Georgia Tech (02/23/2023)
	2	at Clemson (01/19/2023)
FREE THROW ATTEMPTS	4	Georgia Tech (02/23/2023)
	6	at Clemson (01/19/2023)
	6	Merrimack (12/10/2022)
	6	NIU (11/07/2022)
FREE THROW PERCENTAGE	.250 (1-4)	Georgia Tech (02/23/2023)
	.333 (2-6)	at Clemson (01/19/2023)
REBOUNDS	20	Western Mich. (12/21/2022)
	24	Merrimack (12/10/2022)
	24	Ball St. (11/20/2022)
ASSISTS	6	Pittsburgh (02/09/2023)
	6	Boston College (01/01/2023)
STEALS	3	Duke (02/05/2023)
	3	at Virginia Tech (12/18/2022)
	3	vs American (N) (11/24/2022)
BLOCKED SHOTS	0	vs Arizona St. (N) (11/26/2022)
	1	Syracuse (02/12/2023)
	1	Pittsburgh (02/09/2023)
	1	Virginia (01/22/2023)
	1	vs American (N) (11/24/2022)
TURNOVERS	10	Southern Utah (03/17/2023)
	10	at Syracuse (01/15/2023)
	10	vs Arizona St. (N) (11/26/2022)
FOULS	7	at Syracuse (01/15/2023)
	10	Southern Utah (03/17/2023)
	10	Western Mich. (12/21/2022)



NIELE IVEY

KAREN & KEVIN KEYES HEAD COACH

3RD SEASON

14 COMBINED YEARS AS A COACH

19 COMBINED YEARS ON CAMPUS

IG & TWITTER: @IRISHCOACHIVEY

IVEY BIO

One of the finest point guards ever to wear the Notre Dame uniform, Niele Ivey (first name pronounced knee-elle) was announced as the fourth Karen & Kevin Keyes Family Head Women's Basketball Coach on April 22, 2020, just mere minutes after Muffet McGraw stepped down from her post after a Hall of Fame career.

Ivey is the common link to all nine of the program's Final Four appearances, two as a player and seven as an assistant coach, logging a combined 19 years on Notre Dame's campus (14 as a coach and five as a player).

"I am so honored to be able to follow in the legacy that Coach McGraw built here at Notre Dame," Ivey stated. "My love and appreciation for Coach McGraw is beyond anything I can express. She's more than a mentor, more than a friend, she's one of the most influential people in my life. I am full of gratitude for Coach McGraw and what she has done for me. She was the first to give me an opportunity to play for Notre Dame and coach here as well. I will forever be grateful for her love and support. I would also like to thank Jack Swarbrick and Father Jenkins for having the faith to move this program forward with me. I can never thank you enough for this incredible opportunity."

In her first year at the helm, Ivey not only had to balance settling into her new role with a young roster but also navigating the waters of both a national pandemic. In a shortened season due to Covid-19, Ivey's squad went 10-10 (8-7). In her first week on the job, Coach Ivey received verbals from now-sophomores Sonia Citron and Olivia Miles, who made up a top-five nationally ranked recruiting class.

As an assistant, the Irish went 386-55 (.875) during Ivey's time patrolling the sidelines. Notre Dame's recent decade of dominance (2010-19) had Ivey's handprints all over it – no other program had produced more trips to the national title game (six), and the Irish posted the third-most wins in that span as well (339).

That decade also consisted of 14 conference championships (eight regular-season plus six tournament titles split between the BIG EAST and ACC), seven Final Fours and a 2018 national championship.

Ivey expanded her basketball prowess when she stepped away from Notre Dame to accept an assistant coaching position with the Memphis Grizzlies for the 2019-20 season. Ivey proved to be a true trailblazer, becoming the ninth active female coach in the NBA.

Over that year, Ivey helped develop a young team, with a new coaching staff, into a playoff contender. Ivey worked with several different position groups with the Grizzlies, but primarily with standout guards Jarlen Jackson and Ja Morant, as the latter won 2020 NBA Rookie of the Year honors.

Ivey originally joined the Fighting Irish women's basketball coaching staff in May 2007 (she added the title of recruiting coordinator in 2012 and was promoted to associate head coach in the summer of 2015). Ivey went on to spend 12 seasons under Coach McGraw before departing for the Memphis Grizzlies.

Over her last eight years in particular as an assistant, Notre Dame ranked in the top-12 in field goal percentage (led the country in 2013-14 season), scoring offense and assists. In fact, Notre Dame's offense over its back-to-back title game runs in 2018 and 2019 was one for the record books. The 2018 championship squad ranked in the top five in all the aforementioned categories. Meanwhile, the 2019 Irish took home the statistical championship for top-scoring offense in the country, averaging a program-record 88.6 points per game. In addition, they broke the program record for assists (804) while finishing second in shooting percentage (50.8 percent). The stat that is the icing on the cake to all of this — the 2019 starting five of Ogunbowale, Mabrey, Shepard, Turner and Young went down as the most prolific scoring fivesome in the history of NCAA Division I basketball (men's or women's), amassing an astonishing 10,230 combined career points.

In addition to her achievements in player development with such proteges as All-Americans Skylar Diggins, Jewell Loyd, Lindsay Allen and Arike Ogunbowale, Ivey emerged as a rising star on the recruiting trail, with a sharp eye for young up-and-coming talent. In fact, she helped Notre Dame attract top-12 incoming classes in nine of her last 10 years. In her last class, Coach Ivey nabbed No. 6 Samantha Brunelle and No. 18 Anaya Peoples. Fast forward to now and Coach Ivey nabbed a top-five recruiting class in year one.

What's more, Ivey displayed brilliant prowess when it came to scouting and in-game strategy. In her last six years as an assistant, she was directly responsible for creating the game plans that led to victories over



Duke (12 times), Tennessee (8 times), Florida State (7 times), Connecticut (5 times), Maryland (three times), Louisville (8 times), Syracuse (7 times), UCLA (three times), Baylor (twice), Texas A&M (3 times) and South Carolina, among many others.

In fact, Notre Dame is 5-3 all-time against UConn in the NCAA Tournament, which more than doubles the next best team's win total. Overall, over her last 12 years, the Irish have knocked off the Huskies nine times, while all other Division I teams combined for 10 wins.

All things considered, it was no surprise when Ivey was chosen as the inaugural recipient of the Women's Basketball Coaches Association (WBCA) Division I National Assistant Coach of the Year award in 2016.

Most notable players under Ivey's tutelage: Arike Ogunbowale, Jewell Loyd and Skylar Diggins-Smith. Ogunbowale was a two-time All-American, two-time Ann Meyers Drysdale Award finalist and the 2018 Final Four MVP after her famous Ice Twice. Ogunbowale graduated as the program's all-time leading scorer. Ivey helped mold Loyd into one of the country's top players from 2012-15. Loyd finished with 1,909 points and a 17.0 career points-per-game average. Loyd's best performances came against Top 25 teams, in which she averaged 22.8 points, 6.5 rebounds and 3.2 assists per game, including a school record-tying 41 at DePaul. Then there's Skylar Diggins-Smith. Under Ivey's guidance, Diggins-Smith made a seamless transition from shooting guard to point guard during her final three seasons, emerging as one of the nation's elite players to become one of just three two-time recipients of the Lieberman Award and a two-time consensus first-team All-America and BIG EAST Player of the Year selection. Diggins-Smith graduated in 2013 as the holder (or co-holder) of no fewer than 32 game, season or career records at Notre Dame, and ranks among the top five on an astounding 105 of the program's game, season or career charts.

Ivey sat out most of her freshman season at Notre Dame (1996-97 Final Four campaign) after suffering a season-ending knee injury five games in. However, she was awarded a fifth year of eligibility in 2000-01 and made the most of it, earning third-team AP All-America honors, the first Fighting Irish point guard to be so recognized. She also was the recipient of the 2001 Frances Pomeroy Naismith Award (nation's top senior player standing 5-foot-8 or under) and was a finalist for the 2001 Lieberman Award. In addition, Ivey made the 2001 NCAA Women's Final Four All-Tournament Team after averaging 16.5 points and 5.5 steals per game as the Fighting Irish defeated Connecticut and Purdue to win their first national title.

All told, Notre Dame went 109-22 (.832) during Ivey's last four seasons, reaching the NCAA Sweet 16 three times (1998, 2000, 2001) and rolling up a (then) school-record 34 wins in 2000-01. The Fighting Irish also won a share of their first BIG EAST regular-season championship in 2000-01 and were ranked in the top 10 of either or both the Associated Press and WNBA/USA Today polls for all but two weeks during her final three campaigns. While at Notre Dame, Ivey was a three-time all-BIG EAST selection (1999-2001), collecting first-team honors in 2001, and was tapped as the BIG EAST Player of the Week five times. She also led the Fighting Irish in steals in each of her final four seasons (1997-98 to 2000-01) and was the team's assist leader in her last three years, setting school records with 95 steals in 1999-2000 (since topped by Diggins) and 247 assists in 2000-01, along with a school-standard 2.67 assist/turnover ratio the latter season.

Ivey went on to play five seasons in the WNBA, beginning with her selection by the Indiana Fever in the second round (17th overall pick) of the 2001 WNBA Draft. She spent four seasons with the Fever, helping them to the first playoff berth in franchise history in 2002. Ivey signed with the Detroit Shock as a restricted free agent in 2005, and subsequently was acquired by the Phoenix Mercury later that season.

A native of St. Louis, Ivey graduated from Notre Dame's College of Arts and Letters in 2000 with a bachelor's degree in history.



JENNA BROWN

5-10 // GRADUATE // GUARD

ATLANTA, GA

THE LOVETT SCHOOL // STANFORD

IG: @JENNA.BROWN54

SEASON BESTS

Pts: 10 (vs Ball State, 11/20/22)
 Rebs: 5, 3x (last vs Southern Utah, 3/17/23)
 FGM: 4 (vs Ball State, 11/20/22)
 FGA: 5, 3x (last vs Southern Utah, 3/17/23)
 3FGM: 1, 2x (last vs Southern Utah, 3/17/23)
 3FGA: 2 (at Pittsburgh, 2/19/23)
 FTM: 4 (vs Western Michigan, 12/21/22)
 FTA: 4 (vs Western Michigan, 12/21/22)
 Ast: 4 (vs Northwestern, 11/16/22)
 Blk: 1, 3x (last vs Southern Utah, 3/17/23)
 Stl: 1, 5x (last vs Florida State, 1/26/22)
 Min: 22 (vs Merrimack, 12/10/22)

CAREER BESTS

Pts: 10 (vs Ball State, 11/20/22)
 Rebs: 7 (vs CSUN, 12/29/18)
 FGM: 4, 2x (last vs Ball State, 11/20/22)
 FGA: 8, 2x (last vs UCLA, 2/7/20)
 3FGM: 1, 6x (last vs Southern Utah, 3/17/23)
 3FGA: 4 (vs Idaho, 11/11/18)
 FTM: 4, 2x (vs Western Michigan, 12/21/22)
 FTA: 6 (vs USC, 2/9/20)
 Ast: 5 (vs Eastern Wash, 11/5/19)
 Blk: 1, 3x (last vs Southern Utah, 3/17/23)
 Stl: 1, 13x (last vs Florida State, 1/26/22)
 Min: 22, 2x (last vs Merrimack, 12/10/22)

SEASON

1..... Double-Figure Scoring..... 1

CAREER

GRADUATE SEASON AT NOTRE DAME (2022-23)

Posted a career-high 10 points against Ball State
 Was tied with Mabrey and Miles for the team leader in assists against Northwestern (4)
 Made her first career basket for Notre Dame against Northwestern

SENIOR SEASON AT STANFORD (2021-22)

Pac-12 Champions // Pac-12 Tournament Champions
 Did not see any game action

JUNIOR SEASON (2020-21)

NCAA Champions // Pac-12 Champions // Pac-12 Tournament Champions
 Pac-12 Academic Honor Roll
 Took a medical redshirt

SOPHOMORE SEASON (2019-20)

Pac-12 Academic Honor Roll
 Appeared in 24 games off the bench, averaging 2.0 points, 1.0 assists and 0.9 rebounds in 7.4 minutes
 Missed the last seven games of the season due to injury

FRESHMAN SEASON (2018-19)

Pac-12 Tournament Champions
 Came off the bench in 34 games and averaged 1.6 points and 0.9 rebounds in 8.1 minutes
 Shot 31.1 percent from the field (19-of-61), 16.7 percent from behind the arc (3-of-18) and 56.0 percent at the line (14-of-25)
 Scored a career-high nine points at Arizona (Jan. 13) and grabbed a career-high seven rebounds against CSUN (Dec. 29)

PREP AND PERSONAL

A five-star talent, rated as the 18th best player in the country according to ESPN HoopGurlz and 13th by Prospects Nation
 National High School Coaches Association Senior Girls' Basketball Athlete of the Year (2018)
 McDonald's All-American (2018) // Jordan Brand Classic All-American (2018)
 Naismith High School Girls' First Team All-American (2018)
 Grandfather, Herb Brown, played basketball at Vermont and coached the Detroit Pistons in the late 1970's
 Great uncle, Larry Brown, played at North Carolina, for four franchises in the ABA and was a 1964 U.S. Olympic gold medalist

2022-23 GAME-BY-GAME STATISTICS

Date	Opponent	GS/P	MIN	FG-A	3P-A	FT-A	RB	PF	A	TO	ST	BL	PTS
11/7	Northern Illinois	0-1	8:30	0-1	0-0	0-0	2	2	2	0	0	0	0
11/12	California	0-2	2:12	0-0	0-0	0-0	0	0	0	0	0	0	0
11/16	@ Northwestern	0-3	15:11	1-4	0-1	1-2	2	1	4	2	1	0	3
11/20	Ball State	0-4	16:01	4-5	0-0	2-2	5	0	0	0	1	0	10
11/24	vs American	0-5	8:24	0-1	0-0	0-0	0	0	0	2	0	0	0
11/26	vs Arizona State	0-6	3:49	1-1	0-0	1-2	0	0	0	0	0	0	3
12/1	Maryland												
12/4	@ UConn	0-7	0:21	0-0	0-0	0-0	0	0	0	0	0	0	0
12/8	@ Lafayette												
12/10	Merrimack	0-8	22:43	1-3	0-0	2-2	2	2	1	2	1	0	4
12/18	@ Virginia Tech												
12/21	Western Michigan	0-9	12:10	0-1	0-0	4-4	3	1	0	0	0	0	4
12/29	@ Miami												
1/1	Boston College	0-10	8:12	1-2	0-0	3-4	3	0	0	0	1	0	5
1/8	@ North Carolina												
1/12	Wake Forest	0-11	10:48	0-1	0-0	1-2	2	1	0	0	0	0	1
1/15	@ Syracuse												
1/19	@ Clemson												
1/22	Virginia	0-12	15:25	1-2	0-0	1-2	2	1	3	1	0	1	2
1/26	Florida State	0-13	7:14	0-2	0-1	2-2	0	1	0	1	1	0	2
1/29	@ NC State	0-14	2:56	0-0	0-0	0-0	0	0	1	0	0	0	0
2/2	@ Boston College	0-15	2:57	0-1	0-0	0-0	2	2	1	0	0	0	0
2/5	Duke	0-16	1:30	0-0	0-0	0-0	0	0	0	0	0	0	0
2/9	Pittsburgh	0-17	2:19	0-0	0-0	0-0	0	1	0	0	0	0	0
2/12	Syracuse	0-18	8:43	0-0	0-0	0-0	1	1	1	1	0	0	0
2/16	Louisville	0-19	2:06	0-0	0-0	0-0	0	0	1	0	0	0	0
2/19	@ Pittsburgh	0-20	17:12	3-5	1-2	2-3	5	2	1	3	0	1	9
2/23	Georgia Tech	0-21	7:49	0-2	0-1	0-0	0	0	2	0	0	0	0
2/26	@ Louisville	0-22	3:42	0-0	0-0	0-0	1	1	0	1	0	0	0
3/3	NC State	0-23	2:27	0-0	0-0	0-0	0	2	1	3	0	0	0
3/4	Louisville	0-24	13:31	1-3	0-1	0-0	1	0	1	2	0	0	2
3/17	Southern Utah	0-25	18:29	2-5	1-1	0-0	5	1	0	1	0	1	5

BROWN'S OVERALL CAREER STATISTICS

Year	Team	GP	MP	FGM	FGA	FG%	3FG	3FGA	3FG%	FT	FTA	FT%	PTS	Avg	OREbs	DRRebs	Tot Reb	Avg	AST	TO	STL	BLK	PF	G		
2018-19	Stanford		34	274	41	19	61	31.15	3	18	16.67	14	25	56.00	55	1.62	3	29	32	0.94	27	27	3	1	14	34
2019-20	Stanford		24	175	51	20	50	40.00	1	5	20.00	8	17	47.06	49	2.04	8	13	21	0.88	23	19	5	1	11	24
2020-21	Stanford																									
2022-23	Notre Dame		25	214	42	15	39	38.46	2	8	25.00	18	23	78.26	50	2.00	13	23	36	1.44	20	19	5	3	18	25
Totals			83	665	14	54	150	36.00	6	31	19.35	40	65	61.54	154	1.86	24	65	89	1.07	70	65	13	5	43	83



DARA MABREY

1

5-7 // GRADUATE // GUARD

BELMAR, NJ

MANASQUAN // VIRGINIA TECH

IG: DARAMABREY

SEASON BESTS

Pts: 19 (vs Ball State, 11/20/22)
 Rebs: 6, 3x (last vs Wake Forest, 1/12/23)
 FGM: 6, 3x (last at Syracuse, 1/15/23)
 FGA: 17 (at Syracuse, 1/15/23)
 3FGM: 5 (vs Ball State, 11/20/22)
 3FGA: 11, 2x (last at Syracuse, 1/15/23)
 FTM: 6 (vs Cal, 11/12/22)
 FTA: 8 (vs Cal, 11/12/22)
 Ast: 6 (vs Wake Forest, 1/12/23)
 Blk: 5 (at Clemson, 1/19/23)
 Min: 37 (at North Carolina, 1/8/23)

CAREER BESTS

Pts: 34 (at Ohio, 11/27/20)
 Rebs: 7, 2x (last vs PFW, 12/12/21)
 FGM: 11, 2x (last at Oklahoma, 3/21/22)
 FGA: 19, 2x (last at Oklahoma, 3/21/22)
 3FGM: 7, 2x (last at Oklahoma, 3/21/22)
 3FGA: 14 (at Ohio, 11/27/20)
 FTM: 12 (at North Carolina, 2/9/20)
 FTA: 12 (at North Carolina, 2/9/20)
 Ast: 7, 2x (last at Syracuse, 11/14/21)
 Blk: 2, 2x (last at Valpo, 12/8/21)
 Stl: 5 (at Clemson, 1/19/23)
 Min: 40, 2x (last at Ohio, 11/27/20)

GRADUATE SEASON (2022-23)

Suffered an ACL tear and tibial plateau fracture against Virginia, which ended her college career

Hit her 300th career 3-pointer at Syracuse, 145 of which have been at Notre Dame (other 155 were at Virginia Tech)

Made five three-pointers in the first half against Ball State, finished with 19 points

Sunk her 275th career three-point shot against Northwestern, becoming the all-time leading three-point shooter amongst her sisters. Marina made 274 three-pointers (first all-time at Notre Dame, while Michaela made 228 (sixth all-time at Notre Dame).

SENIOR SEASON (2021-22)

Started all 33 games, averaging 32.4 minutes. The team's leader and biggest talker on the floor.

Dara's 13 three-pointers tied for the 2nd most in the NCAA Tournament, behind 14 from South Carolina's Destanni Henderson, despite Dara playing just 3 games. In fact, Dara's 12 three's over the first two rounds were the most of any men's or women's player in the 2022 NCAA Tournament.

Dara tied her sister Marina for an ND record, 7 made three-pointers in an NCAA Tournament game, against Oklahoma. Dara was unconscious in the first quarter, making 5 three's in a row, totaling 17 points in the opening period.

Led the Irish in scoring in the NCAA Tournament, averaging 18.7 points. Dara shot 21-of-35 (.600) from the field and 13-of-23 (.565) from beyond the arc

Overall, her 2.2 threes/game led the team and ranked 4th in the ACC. Meanwhile, Dara connected on 36.9 percent from three, which ranked 5th in the league.

Late-game hero in win at No. 16 Georgia Tech on Feb. 17. Dara hit a shot clock buzzer-beater at 2:56 in the 4th then a big and-one at 1:23. She then scored 6 of her 11 points in OT.

Called sharpie on Virginia Tech when she iced the game with a dagger three with 3:12 remaining to keep the Irish up double digit ppoints.

Hit a pivotal three at 7:34 in the 4th, followed by a tough layup in traffic at 5:16 in the win over No. 3 NC State on Feb. 1. Dara finished with 7 points.

Dara produced back-to-back season highs in the wins over Wake and No. 21 UNC, which resulted in her first ACC Player of the Week honor. She was also named the Naismith Trophy's National Player of the Week. Dara dropped 22 points at Wake, then 24 points over UNC, converting a season high 6 made three-pointers against the latter. She ultimately hit 9 three's on the week, including one from the WF logo.

Dara has started all 117 games played. When looking at all Division I players who have played at least 117 games over the last 4 years, just 17 others have started in every one.

SEASON

7 Double-Figure Scoring 71
 0 20+ Point Games 22
 0 30+ Point Games 1

CAREER

2022-23 GAME-BY-GAME STATISTICS

Date	Opponent	GS/P	MIN	FG-A	3P-A	FT-A	RB	PF	A	TO	ST	BL	PTS
11/7	Northern Illinois	1-1	34:20	6-12	4-8	0-0	1	1	2	1	1	0	16
11/12	California	2-2	35:05	4-9	2-6	6-8	6	5	3	3	1	0	16
11/16	@ Northwestern	3-3	24:50	2-9	2-7	1-2	2	4	4	2	1	0	7
11/20	Ball State	4-4	28:57	6-12	5-10	2-2	3	0	3	4	1	0	19
11/24	vs American	5-5	34:31	4-9	3-7	4-4	2	0	0	0	0	0	15
11/26	vs Arizona State	6-6	31:02	2-10	1-6	2-2	3	2	0	1	0	0	7
12/1	Maryland	7-7	35:00	3-11	1-7	0-0	3	2	2	2	1	0	7
12/4	@ UConn	8-8	24:35	4-5	2-3	0-0	1	1	2	0	0	0	10
12/8	@ Lafayette												[PPD]
12/10	Merrimack	9-9	24:15	5-12	4-7	0-0	6	0	3	0	2	0	14
12/18	@ Virginia Tech	10-10	36:08	3-8	0-2	2-2	3	1	3	0	1	0	8
12/21	Western Michigan	11-11	34:48	3-6	2-4	0-0	2	2	5	4	1	0	8
12/29	@ Miami	12-12	35:08	2-10	2-7	1-2	1	1	5	3	0	0	7
1/1	Boston College	13-13	22:24	1-6	0-2	3-3	3	1	2	3	2	0	5
1/8	@ North Carolina	14-14	37:24	3-15	1-11	0-0	3	2	1	1	2	0	7
1/12	Wake Forest	15-15	24:32	2-8	0-5	0-0	6	0	6	2	2	0	4
1/15	@ Syracuse	16-16	34:07	6-17	3-11	0-1	2	0	1	1	0	0	15
1/19	@ Clemson	17-17	29:13	1-13	1-8	0-0	2	0	1	3	5	0	3
1/22	Virginia	18-18	1:59	0-1	0-1	0-0	0	0	0	0	1	0	0
1/26	Florida State												
1/29	@ NC State												
2/2	@ Boston College												
2/5	Duke												
2/9	Pittsburgh												
2/12	Syracuse												
2/16	Louisville												
2/19	@ Pittsburgh												
2/23	Georgia Tech												
2/26	@ Louisville												

MABREY'S OVERALL CAREER STATISTICS

Year	Team	GP	MP	FGM	FGA	FG%	3FG	3FGA	3FG%	FT	FTA	FT%	PTS	Avg	ORbs	DRbs	Tot Reb	Avg	AST	TO	STL	BLK	PF	G	DQ	Dbl	Tech	Fouls	Trpl	Dbl
2018-19	Virginia Tech	34	951:49	126	285	44.21	80	173	46.24	50	60	83.33	382	11.24	6	51	57	1.68	92	86	24	3	59	34					0	
2019-20	Virginia Tech	30	977:02	116	295	39.32	75	206	36.41	49	58	84.48	356	11.87	10	70	80	2.67	53	55	22	4	57	30	2				0	
2020-21	Notre Dame	20	650:10	77	185	41.62	40	104	38.46	31	35	88.57	225	11.25	3	38	41	2.05	63	45	14	1	29	20						
2021-22	Notre Dame	33	1070:05	116	290	40.00	73	198	36.87	36	43	83.72	341	10.33	11	53	64	1.94	76	67	36	3	42	33					1	
2022-23	Notre Dame	18	528:19	57	173	32.95	33	112	29.46	21	26	80.77	168	9.33	3	46	49	2.72	43	27	21		22	18	1				1	
Totals		135	4177:25	492	1,228	40.07	301	793	37.96	187	222	84.23	1,472	10.90	33	258	291	2.16	327	280	117	11	209	135	3				2	0



CASSANDRE PROSPER 4

6-2 // FRESHMAN // GUARD

MONTREAL, QUEBEC

CAIRINE WILSON SECONDARY SCHOOL/CAPITAL COURTS ACADEMY

SEASON BESTS

Pts: 12 (vs Wake Forest, 1/12/23)
 Rebs: 10 (vs Southern Utah, 3/17/23)
 FGM: 4, 2x (last at NC State, 1/29/23)
 FGA: 10, 2x (last vs Southern Utah, 3/17/23)
 3FGM: 2, 2x (last at NC State, 1/29/23)
 3FGA: 5, 2x (last vs Virginia, 1/22/23)
 FTM: 5 (at Louisville, 2/26/23)
 FTA: 7 (at Louisville, 2/26/23)
 Ast: 3 (vs Southern Utah, 3/17/23)
 Blk: 3, 2x (last vs Syracuse, 2/12/23)
 Stl: 3 (vs Florida State, 1/26/23)
 Min: 32 (vs Syracuse, 2/12/23)

CAREER BESTS

Pts: 12 (vs Wake Forest, 1/12/23)
 Rebs: 10 (vs Southern Utah, 3/17/23)
 FGM: 4, 2x (last at NC State, 1/29/23)
 FGA: 10, 2x (last vs Southern Utah, 3/17/23)
 3FGM: 2, 2x (last at NC State, 1/29/23)
 3FGA: 5, 2x (last vs Virginia, 1/22/23)
 FTM: 5 (at Louisville, 2/26/23)
 FTA: 7 (at Louisville, 2/26/23)
 Ast: 3 (vs Southern Utah, 3/17/23)
 Blk: 3, 2x (last vs Syracuse, 2/12/23)
 Stl: 3 (vs Florida State, 1/26/23)
 Min: 32 (vs Syracuse, 2/12/23)

EARLY ENROLLEE SEASON (2022-23)

Ranks third in the ACC amongst true freshmen in blocks (16) despite making her college debut after Christmas

Drained back-to-back 3-pointers against Wake Forest and NC State

In just her second game in a Notre Dame uniform, Prosper led Notre Dame against Boston College with 9 rebounds

Made Notre Dame debut against Miami, recorded a block

PREP AND PERSONAL

Member of the 2023 Naismith Midseason Watch List for high school girls basketball before making early-enrollment announcement

2022 Ontario Scholastic Basketball Association Final 8 High School Championships MVP after posting 33 points, 15 rebounds and a pair of assists in a 65-61 win over King's Christian

2022 Ontario Scholastic Basketball Association season MVP and First-Team All-Star

2022 Biosteel Player of the year recognizing her as the top high school player in the country

Averaged 25.1 points to lead the league in scoring while grabbing 13.7 rebounds, 2.9 assists, 3.1 steals and 2.6 blocks and led the team to its first ever OSBA championship in Spring 2022

Played AAU with Become One during Spring/Summer 2022 and previously played for Kia Nurse Elite

Was the No. 16 overall recruit in the 2023 class per the ESPN HoopGurlz Recruiting Rankings and the No. 1 overall player by ASGR/HoopSeenW

2022 Basketball Without Borders Americas selection, named BWB MVP

2022 Under Armour Top 60 selection, won "Queen of the Court" honors

2022 Under Armour Elite 24 selection

2022 Curry Camp selection, which recognizes the top-12 guards in the country in the 2023 class

Just the second Notre Dame women's basketball player to ever enroll early, joining current point guard Olivia Miles

TEAM CANADA

2022 Canada U-17 National Team member

Started in all seven games, averaging 14.0 points, 9.6 rebounds, 2.4 assists, 4.6 steals and 3.0 blocks

Scored 11 points with 10 rebounds and eight blocks against the USA in semifinal game

Led U-17 Team to fourth-place finish in 2022 FIBA World Cup with 18 points, five rebounds, five assists, five steals and two blocks

Made the 2022 FIBA Americas Cup All-Star Five Team

SEASON

3..... Double-Figure Scoring..... 3
 1..... Double-Figure Rebounding..... 1

CAREER

2022-23 GAME-BY-GAME STATISTICS

Date	Opponent	GS/P	MIN	FG-A	3P-A	FT-A	RB	PF	A	TO	ST	BL	PTS
11/7	Northern Illinois												
11/12	California												
11/16	@ Northwestern												
11/20	Ball State												
11/24	vs American												
11/26	vs Arizona State												
12/1	Maryland												
12/4	@ UConn												
12/8	@ Lafayette												
12/10	Merrimack												
12/18	@ Virginia Tech												
12/21	Western Michigan												
12/29	@ Miami	0-1	3:17	0-0	0-0	0-0	1	0	0	1	0	1	0
1/1	Boston College	0-2	16:35	3-7	1-1	0-0	9	1	1	2	2	0	7
1/8	@ North Carolina	0-3	6:13	0-0	0-0	0-0	0	1	0	1	0	0	0
1/12	Wake Forest	0-4	17:15	4-9	2-5	2-3	5	1	1	1	0	0	12
1/15	@ Syracuse	0-5	6:35	1-3	0-1	0-0	1	0	0	0	0	0	2
1/19	@ Clemson	0-6	2:17	0-1	0-0	0-0	0	0	0	1	0	0	0
1/22	Virginia	0-7	18:36	1-6	1-5	0-0	3	1	1	1	0	3	3
1/26	Florida State	0-8	16:41	0-9	0-4	4-6	5	2	0	1	3	1	4
1/29	@ NC State	0-9	26:00	4-10	2-4	1-2	4	2	0	1	1	1	11
2/2	@ Boston College	0-10	27:48	1-5	0-2	1-2	4	2	1	1	1	0	3
2/5	Duke	0-11	28:35	1-8	0-2	0-0	5	1	1	3	2	1	2
2/9	Pittsburgh	0-12	22:16	3-6	1-2	1-2	6	3	1	2	1	0	8
2/12	Syracuse	0-13	32:10	2-6	1-3	2-2	4	0	0	1	1	3	7
2/16	Louisville	0-14	30:52	3-5	0-2	0-1	2	4	0	2	1	0	6
2/19	@ Pittsburgh	0-15	20:21	2-6	1-2	0-0	2	4	1	2	0	2	5
2/23	Georgia Tech	0-16	24:05	2-6	1-3	1-1	4	0	1	1	2	1	6
2/26	@ Louisville	0-17	27:48	3-7	0-2	5-7	4	4	2	1	2	1	11
3/3	NC State	0-18	31:27	2-5	0-0	1-1	4	1	0	3	1	1	5
3/4	Louisville	0-19	30:47	1-8	0-3	0-0	5	1	2	3	1	0	2
3/17	Southern Utah	0-20	27:08	3-10	0-2	0-0	10	4	3	1	0	1	6

PROSPER'S OVERALL CAREER STATISTICS

Year	Team	GP	MP	FGM	FGA	FG%	3FG	3FGA	3FG%	FT	FTA	FT%	PTS	Avg	ORebs	DRebs	Tot Reb	Avg	AST	TO	STL	BLK	PF	G		
2022-23	Notre Dame		20	416	46	36	117	30.77	10	43	23.26	18	27	66.67	100	5.00	35	43	78	3.90	15	29	18	16	32	20
Totals			20	416	46	36	117	30.77	10	43	23.26	18	27	66.67	100	5.00	35	43	78	3.90	15	29	18	16	32	20



OLIVIA MILES

5

5-10 // SOPHOMORE // GUARD

PHILLIPSBURG, NJ

BLAIR ACADEMY

IG: _OLIVIAMILES_

SOPHOMORE SEASON (2022-23)

2023 All-ACC First Team, Player of the Year Runner Up // AP All-America Second Team // USBWA All-America Third Team

Leads Notre Dame this year with 7.2 rebounds, 6.9 assists and 2.1 steals per game. Also is the current ACC leader in assists per game

2023 John R. Wooden Award National Ballot // Dawn Staley Award Finalist

Hit GW shot as time expired to beat Louisville in overtime (2/16/23)

Named to Dawn Staley Award Late Season Watch List

With 22 points and 10 assists at BC, Miles became the only ND player since at least 1999 to post 20+ points and 10+ assists in multiple games in her Irish career

Named to Lieberman Top 10 List and Naismith Midseason Watch List on Jan. 30

Recorded third career triple-double against Merrimack, passing Skylar Diggins and Jackie Young for most career triple-doubles in Notre Dame women's basketball history

Named the No. 4 player in the nation by ESPN in the updated Top 25 Players List

Two-time ACC Player of the Week (Dec. 5 & Dec. 19)

Wade Trophy Watch List // Wooden Watch List (Preseason & Midseason) // Nancy Lieberman Award Watch List // Naismith Trophy Watch List

Preseason First Team All-ACC

FRESHMAN SEASON (2021-22)

Nancy Lieberman Award Top-Five Finalist // Naismith Trophy Midseason Team // First-Team All-ACC (only freshman on the list) // AP All-American Honorable Mention

Second-Team All-ACC Tournament

No. 2 freshman in the country, per ESPN // 2021-22 ACC Newcomer Watch List

Led the team with 13.7 points and 7.4 assists per game. Her 7.4 assists per game ranked second nationally last season and fourth all-time in Irish program history

Had eight appearances with 10+ assists. No other ACC player had more than one last year

Was the first freshman — man or woman — to record a triple-double in the NCAA Tournament. Nearly averaged a triple-double in the NCAA Tournament (14 ppg, 8 rpg, 9.7 apg)

First freshman to start a season opener at point guard since 2013 (Lindsay Allen)

AS AN EARLY ENROLLEE (2020-21)

First early enrollee ever at Notre Dame

Immediate Impact: Ended season with 5 straight games in double figures, totaling 52 points (10.4 ppg).

Her 9.3 ppg ranked as the 4th highest on the team. Also averaged 3.5 apg, which would have ranked first

SEASON BESTS

Pts: 23 (at Syracuse, 1/15/23)
 Rebs: 13, 2x (last at Virginia Tech, 12/18/22)
 FGM: 11 (at Syracuse, 1/15/23)
 FGA: 18, 2x (last at Clemson, 1/19/23)
 3FGM: 3 (at Clemson, 1/19/23)
 3FGA: 8, 2x (last vs Pitt, 2/9/23)
 FTM: 9 (vs NU 11/16/22)
 FTA: 9 (vs NU 11/16/22)
 Ast: 14 (vs Merrimack, 12/10/22)
 Blk: 1, 6x (last at NC State, 1/29/23)
 Stl: 6 (vs NIU, 11/7/22)
 Min: 42 (vs Louisville, 2/16/23)

CAREER BESTS

Pts: 30 (vs Boston College, 1/30/22)
 Rebs: 13, 3x (last at Virginia Tech, 12/18/22)
 FGM: 12 (vs Boston College, 1/30/22)
 FGA: 20 (vs Georgia, 11/26/21)
 3FGM: 4 (vs Boston College, 1/30/22)
 3FGA: 8, 3x (last vs Pitt, 2/9/23)
 FTM: 9 (vs Northwestern, 11/16/22)
 FTA: 9 (vs Northwestern, 11/16/22)
 Ast: 14, 2x (last vs Merrimack, 12/10/22)
 Blk: 1, 6x (last at NC State, 1/29/23)
 Stl: 6, 2x (last vs NIU, 11/7/22)
 Min: 42 (vs Louisville, 2/16/23)

SEASON

25	Double-Figure Scoring	54
6	Double-Figure Rebounds	11
6	Double-Figure Assists	15
9	Double-Doubles	18
1	Triple-Doubles	3

CAREER

KEY STATISTICS

POINTS	ASSISTS	REBOUNDS	STEALS
14.3	6.9	7.3	2.1
2nd on Team 9th in ACC	Leads ACC 6th Nationally	Leads Team Second Among ACC Guards	Leads Team T-4th in ACC

2022-23 GAME-BY-GAME STATISTICS

Date	Opponent	GS/P	MIN	FG-A	3P-A	FT-A	RB	PF	A	TO	ST	BL	PTS
11/7	Northern Illinois	1-1	29:05	5-14	1-4	6-7	10	0	6	2	6	1	17
11/12	California	2-2	31:10	4-10	2-4	3-4	5	4	10	5	2	0	13
11/16	@ Northwestern	3-3	24:04	6-13	0-3	9-9	6	2	4	2	4	0	21
11/20	Ball State	4-4	28:53	4-7	1-2	4-4	7	2	11	3	3	1	13
11/24	vs American	5-5	27:54	7-8	1-2	4-8	10	3	3	6	2	0	19
11/25	vs Arizona State	6-6	28:31	5-12	0-1	3-4	7	2	6	0	0	0	13
12/1	Maryland	7-7	25:04	6-9	1-3	1-1	4	4	7	3	2	0	14
12/4	@ UConn	8-8	35:21	10-18	0-2	1-3	8	1	4	5	2	1	21
12/8	@ Lafayette												[PPD]
12/10	Merrimack	9-9	27:45	3-4	0-1	7-8	13	0	14	3	1	0	13
12/18	@ Virginia Tech	10-10	35:40	6-17	1-3	3-4	13	0	7	2	5	1	16
12/21	Western Michigan	11-11	30:25	3-6	0-2	2-2	7	2	12	3	2	0	8
12/29	@ Miami	12-12	36:58	4-10	0-1	4-4	8	2	9	5	0	0	12
1/1	Boston College	13-13	27:31	7-10	0-2	3-5	6	1	5	5	3	0	17
1/8	@ North Carolina	14-14	34:08	5-9	0-4	5-6	7	3	5	5	2	0	15
1/12	Wake Forest	15-15	28:16	5-8	0-0	3-4	6	0	4	1	1	0	13
1/15	@ Syracuse	16-16	36:09	11-15	1-2	0-0	7	2	7	2	2	0	23
1/19	@ Clemson	17-17	38:55	7-18	3-8	3-4	4	1	8	3	4	1	20
1/22	Virginia	18-18	26:36	4-7	1-3	3-4	4	3	7	4	0	0	12
1/26	Florida State	19-19	29:38	2-7	1-3	2-2	5	3	6	2	0	0	7
1/29	@ NC State	20-20	37:04	6-14	0-2	1-3	6	2	5	5	3	1	13
2/2	@ Boston College	21-21	36:43	8-14	1-4	5-6	8	0	10	5	2	0	22
2/5	Duke	22-22	31:19	4-11	1-4	2-4	5	4	2	3	1	0	11
2/9	Pittsburgh	23-23	40:00	4-14	1-8	2-3	7	1	13	3	2	0	11
2/12	Syracuse	24-24	35:03	4-12	0-2	5-8	7	2	7	4	1	0	13
2/16	Louisville	25-25	42:54	6-15	1-2	5-5	11	3	9	6	2	0	18
2/19	@ Pittsburgh	26-26	30:16	3-13	1-6	3-4	11	0	5	2	2	0	10
2/23	Georgia Tech	27-27	33:35	5-15	0-1	3-4	8	1	4	4	3	0	13
2/26	@ Louisville	28-28	16:18	1-5	0-0	0-0	3	0	2	0	1	0	2

MILES' OVERALL CAREER STATISTICS

Year	Team	GP	MP	FGM	FGA	FG%	3FG	3FGA	3FG%	FT	FTA	FT%	PTS	Avg	ORebs	DRebs	Tot Reb	Avg	AST	TO	STL	BLK	PF	G	DQ	DbI	Tech	Fouls	TrpI	Dbl
2020-21	Notre Dame	6	136:20	24	47	51.06	1	10	10.00	7	15	46.67	56	9.33	10	12	22	3.67	21	18	7	1	14	6						
2021-22	Notre Dame	33	1098:59	177	389	45.50	33	122	27.05	65	96	67.71	452	13.70	16	172	188	5.70	244	124	59	7	70	33	1	9			2	
2022-23	Notre Dame	28	885:14	145	315	46.03	18	79	22.78	92	120	76.67	400	14.29	12	191	203	7.25	192	93	58	6	48	28	1	10	2	1		
Totals		67	2120:33	346	751	46.07	52	211	24.64	164	231	71.00	908	13.55	38	375	413	6.16	457	235	124	14	132	67	1	19	2	3	3	



SONIA CITRON 11

6-1 // SOPHOMORE // GUARD

EASTCHESTER, NY

THE URSULINE SCHOOL

IG: SONIACITRON

SEASON BESTS

Pts: 28 (vs NC State, 3/3/23)
 Rebs: 10, 2x (last vs Maryland 12/1/22)
 FGM: 10 (at Boston College, 2/2/23)
 FGA: 18, 3x (last vs NC State, 3/3/23)
 3FGM: 6 (vs Virginia, 1/22/23)
 3FGA: 8 (vs Louisville, 2/16/23)
 FTM: 11, 2x (last vs NC State, 3/3/23)
 FTA: 15 (vs NC State, 3/3/23)
 Ast: 6 (vs Southern Utah, 3/17/23)
 Blk: 3, 3x (last vs Pitt, 2/9/23)
 Stl: 4 (vs Wake Forest, 1/12/23)
 Min: 43 (vs Louisville, 2/16/23)

CAREER BESTS

Pts: 29 (at Michigan St, 12/2/21)
 Rebs: 13 (vs Clemson, 2/24/22)
 FGM: 10 (at Boston College, 2/2/23)
 FGA: 8, 2x (last vs Louisville, 2/16/23)
 3FGM: 6 (vs Virginia, 1/22/23)
 3FGA: 8 (vs Louisville, 2/16/23)
 FTM: 11, 3x (last vs NC State, 3/3/23)
 FTA: 15 (vs NC State, 3/3/23)
 Ast: 8 (vs Clemson, 2/24/22)
 Blk: 3, 4x (last vs Pitt, 2/9/23)
 Stl: 4, 5x (last vs Wake Forest, 1/12/23)
 Min: 43 (vs Louisville, 2/16/23)

SOPHOMORE SEASON (2022-23)

2023 All-ACC First Team // AP All-America Honorable Mention

Leads Notre Dame this year with 14.7 points per game, a .491 FG% and a .425 3FG%

First player with back-to-back 25+ point games since Arike Ogunbowale in 2018

Started game against UVA with six straight made 3s on six attempts (Notre Dame record is seven set in 2000)

Posted a 13-game double-digit scoring streak from 11/12/22 (Cal)-1/8/23 (UNC)

FRESHMAN SEASON (2021-22)

2021-22 ACC Rookie of the Year // Six-time ACC Freshman of the Week

No. 6 freshman in the nation per ESPN

Averaged 14 points per game during Notre Dame's NCAA Tournament run to the Sweet 16

Freshmen-only ACC rankings — ranked 2nd in scoring, 1st in rebounding and 3rd in assists — only player in top-3 of all 3 categories. Citron had the highest PTS+REB+AST/Game of any ACC freshman with her 20.7

PREP AND PERSONAL

2021 Jordan Brand Classic // 2021 McDonald's All-American - Became the 24th Irish player to earn the accolade

Two-time Gatorade New York Player of the Year (2020, 2021)

2021 Section I Miss Basketball // 2021 MaxPreps 2nd Team All-America // 2021 MaxPreps New York High School Girls Basketball Player of the Year

Finished with 2,243 career points and 1,192 career rebounds, averaged 26.5 ppg, 11.2 rpg, 5.0 apg during her senior year. Ended her high school career with 38 consecutive victories. Ultimately went 79-5 at Ursuline

2020 NYSSWA Class AA Player of the Year // 2020 Section 1 Girls Basketball Coaches Association Player of the Year // 2020 Journal News Player of the Year in Westchester/Putnam

TEAM USA

Selected to USA U19 World Cup Team in 2021

USA U-16 National Team member in 2019

Started in all six games and averaged 13.3 points, 2.8 rebounds and 1.8 assists. Helped Team USA to a 6-0 record and gold medal in Chile. Citron was named to the All-Tournament Team.

SEASON

25 Double-Figure Scoring 48
 7 20+ Point Games 10

CAREER

KEY STATISTICS			
POINTS	FG%	MIN	FT %
14.7	.491	33.2	.777
Leads Team	Leads Team	Leads Team	Leads Team
8th in ACC	5th in ACC		8th in ACC

2022-23 GAME-BY-GAME STATISTICS													
Date	Opponent	GS/P	MIN	FG-A	3P-A	FT-A	RB	PF	A	TO	ST	BL	PTS
11/7	Northern Illinois	1-1	28:40	4-9	0-2	0-0	9	1	3	3	2	0	8
11/12	California	2-2	34:02	4-9	0-2	6-6	5	2	0	5	1	0	14
11/16	@ Northwestern	3-3	35:24	8-10	4-5	4-5	10	3	3	2	0	1	24
11/20	Ball State	4-4	29:40	6-11	1-3	1-2	8	2	4	5	3	1	14
11/24	vs American	5-5	31:36	3-11	0-2	11-12	7	3	2	2	1	0	17
11/26	vs Arizona State	6-6	32:58	7-14	1-2	0-1	7	3	2	3	1	0	15
12/1	Maryland	7-7	38:20	8-14	4-5	4-4	10	1	1	3	2	0	24
12/4	@ UConn	8-8	38:22	4-7	1-3	1-1	6	1	3	4	1	0	10
12/8	@ Lafayette												[PPD]
12/10	Merrimack	9-9	24:45	6-10	0-2	1-1	5	0	1	0	1	3	13
12/18	@ Virginia Tech	10-10	35:43	4-8	0-1	3-3	4	3	2	3	0	3	11
12/21	Western Michigan	11-11	26:04	5-11	2-3	4-4	6	2	1	2	2	0	16
12/29	@ Miami	12-12	35:11	5-8	1-3	2-3	1	0	3	3	2	2	13
1/1	Boston College	13-13	27:42	7-9	1-1	0-0	6	1	4	1	3	2	15
1/8	@ North Carolina	14-14	32:52	4-11	1-4	4-5	3	3	0	1	2	1	13
1/12	Wake Forest	15-15	25:22	3-4	0-0	2-2	2	2	3	1	4	2	8
1/15	@ Syracuse	16-16	35:04	3-4	2-2	0-0	6	2	2	2	1	1	8
1/19	@ Clemson	17-17	37:03	1-8	0-3	0-1	9	2	1	5	3	0	2
1/22	Virginia	18-18	31:05	7-11	6-7	0-0	9	3	3	1	1	0	20
1/26	Florida State	19-19	34:40	6-11	2-4	5-6	8	2	2	1	1	0	19
1/29	@ NC State	20-20	34:29	3-12	1-6	4-4	5	2	1	5	1	0	11
2/2	@ Boston College	21-21	36:34	10-18	3-6	0-0	4	1	3	1	2	0	23
2/5	Duke	22-22	35:54	6-13	1-2	1-2	5	1	1	2	1	0	14
2/9	Pittsburgh	23-23	37:41	7-15	3-8	3-4	4	1	1	1	3	3	20
2/12	Syracuse	24-24	25:50	3-9	1-4	0-2	2	4	4	2	2	1	7
2/16	Louisville	25-25	43:33	6-18	3-8	0-0	4	0	4	2	0	1	15
2/19	@ Pittsburgh	26-26	23:00	5-7	3-4	0-0	5	3	4	0	2	0	13
2/23	Georgia Tech	27-27	32:02	5-9	2-4	0-1	1	1	4	1	2	0	12
2/26	@ Louisville	28-28	38:37	7-13	3-6	10-14	3	2	1	4	1	0	27
3/3	NC State	29-29	37:33	8-18	1-3	11-15	9	3	5	4	2	0	28
3/4	Louisville	30-30	33:25	3-7	0-2	2-3	4	4	3	3	1	0	8
3/17	Southern Utah	31-31	35:27	6-15	1-6	1-2	3	1	6	0	3	0	14

CITRON'S OVERALL CAREER STATISTICS

Year	Team	GP	MP	FGM	FGA	FG%	3FG	3FGA	3FG%	FT	FTA	FT%	PTS Avg	ORebs	DRRebs	Tot Reb	Avg AST	STL	BLK	PF	G	DQ	Dbl Dbl		
2021-22	Notre Dame	33	1005:15	136	303	44.88	28	82	34.15	91	108	84.26	391	11.85	56	162	218	6.61	74	69	54	12	63	33	5
2022-23	Notre Dame	31	1028:37	164	334	49.10	48	113	42.48	80	103	77.67	456	14.71	42	128	170	5.48	77	72	50	21	59	31	2
Totals		64	2033:52	300	637	47.10	76	195	38.97	171	211	81.04	847	13.23	98	290	388	6.06	151	141	104	33	122	64	7



KK BRANSFORD

14

5-11 // FRESHMAN // GUARD

CINCINNATI, OH

MOUNT NOTRE DAME

IG: KKBRANSFORD

SEASON BESTS

Pts: 17 (vs Boston College, 1/1/23)
 Rebs: 9, 2x (last vs Southern Utah, 3/17/23)
 FGM: 7 (at Louisville, 2/26/23)
 FGA: 11, 2x (at Louisville, 2/26/23)
 3FGM: 1 (vs Western Michigan, 12/21/22)
 3FGA: 1, 8x (last at NC State, 1/29/23)
 FTM: 8 (vs Ball State, 11/20/22)
 FTA: 9 (vs Boston College, 1/1/23)
 Ast: 5 (vs Southern Utah, 3/17/23)
 Blk: 1, 2x (last vs Southern Utah, 3/17/23)
 Stl: 3, 3x (last vs Louisville, 3/4/23)
 Min: 38 (vs NC State, 3/3/23)

CAREER BESTS

Pts: 17 (vs Boston College, 1/1/23)
 Rebs: 9, 2x (last vs Southern Utah, 3/17/23)
 FGM: 7 (at Louisville, 2/26/23)
 FGA: 11, 2x (at Louisville, 2/26/23)
 3FGM: 1 (vs Western Michigan, 12/21/22)
 3FGA: 1, 8x (last at NC State, 1/29/23)
 FTM: 8 (vs Ball State, 11/20/22)
 FTA: 9 (vs Boston College, 1/1/23)
 Ast: 5 (vs Southern Utah, 3/17/23)
 Blk: 1, 2x (last vs Southern Utah, 3/17/23)
 Stl: 3, 3x (last vs Louisville, 3/4/23)
 Min: 38 (vs NC State, 3/3/23)

FRESHMAN SEASON (2022-23)

2023 All-ACC Freshman Team
 ACC Rookie of the Week and USBWA Freshman of the Week (Feb. 27)
 Recorded first career stat sheet stuffer against Southern Utah on 3/17/23
 Made her first career start on 1/29/23 at NC State
 Posted a career-high 17 points off the bench against Boston College
 Hit first collegiate three-pointer against Western Michigan
 Helped spark a second-half comeback over Arizona State with 14 points and a career-high 9 rebounds
 Made her Notre Dame debut against Northern Illinois

PREP AND PERSONAL

2022 McDonald's All-American
 Back-to-back Ms. Ohio Basketball (2021 & 2022) – became the 6th player in Ohio high school history to win consecutive Ms. Ohio Basketball awards
 2022 Naismith High School All-American
 Ranked 29th overall in her class and valued as the seventh best guard
 Led MND to two of their eight all-time Ohio state titles – note that the 2020 team was 28-0 when covid ended the season. MND's all-time leading scorer with 2,172 career points
 Three-time Ohio Final Four team
 Spearheaded Mount Notre Dame to a combined 111-3 overall record (2019-22). The Cougars built a nation's best 98-game win streak before losing in the State Regional Final game. It marked the second longest consecutive win streak in Ohio high school girls basketball history
 Led the Girls Greater Catholic League all four years at MND in scoring // Four-time Greater Girls Catholic League champion
 Averaged 21.3 ppg as a senior, with a league leading 5.1 apg. She also averaged 8.3 rpg and 2.5 spg.
 2021 Ohio Gatorade Player of the Year // 2021 MaxPreps Ohio Player of the Year // 2021 MaxPreps All-America First Team

TEAM USA

Made USA U16 Basketball Team in 2019. Won the gold medal at the 2019 FIBA Americas. Averaged 5.0 points, 2.7 rebounds and two assists per game during USA's 6-0 run in Chile

SEASON

12..... Double-Figure Scoring..... 12

CAREER

KEY STATISTICS		
POINTS	STEALS	FTM
8.2	27	70
6th on Team	4th on Team	3rd on Team

2022-23 GAME-BY-GAME STATISTICS													
Date	Opponent	GS/P	MIN	FG-A	3P-A	FT-A	RB	PF	A	TO	ST	BL	PTS
11/7	Northern Illinois	0-1	19:19	2-5	0-1	2-2	3	1	3	0	1	0	6
11/12	California	0-2	17:38	0-3	0-0	3-4	3	4	1	1	0	1	3
11/16	@ Northwestern	0-3	18:57	1-5	0-0	1-2	2	2	0	1	0	0	3
11/20	Ball State	0-4	21:16	4-8	0-1	8-8	6	3	1	1	0	0	16
11/24	vs American	0-5	23:59	6-8	0-0	0-0	0	1	0	0	3	0	12
11/26	vs Arizona State	0-6	25:36	5-8	0-0	4-7	9	1	3	1	2	0	14
12/1	Maryland	0-7	26:01	3-6	0-0	2-4	2	1	0	1	2	0	8
12/4	@ UConn	0-8	24:33	1-5	0-0	0-0	2	3	1	0	1	0	2
12/8	@ Lafayette												
12/10	Merrimack	0-9	17:09	3-10	0-0	4-5	6	0	0	1	1	0	10
12/18	@ Virginia Tech	0-10	15:45	0-0	0-0	1-2	0	2	0	1	0	0	1
12/21	Western Michigan	0-11	20:20	2-5	1-1	0-0	1	2	1	1	0	0	5
12/29	@ Miami	0-12	14:15	3-7	0-0	0-2	1	0	1	2	0	0	6
1/1	Boston College	0-13	22:32	5-5	0-0	7-9	0	1	1	1	0	0	17
1/8	@ North Carolina	0-14	17:47	0-1	0-0	4-6	0	3	0	3	0	0	4
1/12	Wake Forest	0-15	21:06	3-5	0-1	3-4	4	0	0	0	1	0	9
1/15	@ Syracuse	0-16	25:51	4-6	0-1	1-2	4	1	2	0	1	0	9
1/19	@ Clemson	0-17	16:58	2-4	0-1	3-4	2	0	1	1	3	0	7
1/22	Virginia	0-18	25:36	3-7	0-1	4-4	3	1	1	2	1	0	10
1/26	Florida State	0-19	27:08	6-11	0-0	3-5	5	0	1	2	0	0	15
1/29	@ NC State	1-20	22:08	2-6	0-2	0-0	2	1	1	1	1	0	4
2/2	@ Boston College	2-21	28:27	4-10	0-0	2-2	8	0	2	4	1	0	10
2/5	Duke	3-22	33:35	2-5	0-0	2-2	2	3	1	0	1	0	6
2/9	Pittsburgh	4-23	20:28	2-6	0-0	4-5	2	1	1	4	1	0	8
2/12	Syracuse	5-24	18:21	3-4	0-0	4-4	3	3	2	0	0	0	10
2/16	Louisville	6-25	21:58	3-4	0-0	4-4	2	2	0	4	0	0	10
2/19	@ Pittsburgh	7-26	29:11	4-7	0-0	0-0	1	1	4	0	2	0	8
2/23	Georgia Tech	0-27	18:42	5-7	0-0	0-0	1	2	0	1	0	0	10
2/26	@ Louisville	0-28	30:47	7-11	0-0	0-1	3	4	2	2	1	0	14
3/3	NC State	8-29	38:47	2-4	0-0	1-2	3	3	3	4	0	0	5
3/4	Louisville	9-30	31:00	1-7	0-0	0-0	2	3	3	8	3	0	2
3/17	Southern Utah	10-31	31:18	3-7	0-0	3-5	8	5	5	0	1	1	9

BRANSFORD'S OVERALL CAREER STATISTICS

Year	Team	GP	MP	FGM	FGA	FG%	3FG	3FGA	3FG%	FT	FTA	FT%	PTS	Avg	OR	DR	Reb	Avg	AST	TO	STL	BLK	PF	DQ			
2022-23	Notre Dame		31	726	26	91	187	48.66	1	9	11.11	70	95	73.68	253	8.16	50	40	90	2.90	41	47	27	2	54	31	1
Totals			31	726	26	91	187	48.66	1	9	11.11	70	95	73.68	253	8.16	50	40	90	2.90	41	47	27	2	54	31	1



NATALIJA MARSHALL 15

6-5 // JUNIOR // FORWARD

QUEENS, NY

CHRIST THE KING

IG: NATALIJAMARSHALL

JUNIOR SEASON (2022-23)

Saw increased minutes toward the end of conference play as center Lauren Ebo dealt with a lower body injury

Had 13 points against Merrimack, a career-high

Posted a career-high seven rebounds against Northwestern

SOPHOMORE SEASON (2021-22)

After spending the entire 2020-21 season rehabbing her ACL injury, Marshall finally made her Irish debut in the Nov. 9 season opener vs Ohio. It had been 22 months without playing an official game.

Scored in 9 of 13 games played, averaging 8.5 minutes off the bench.

Tied her career high of 5 rebounds vs Pitt on Dec. 19.

Posted the best plus/minus (+7) in the win at Michigan State on Dec. 2. Marshall supplied 8 points in 14 minutes on 4-of-9 shooting.

When given 28 minutes of action vs Bryant, Marshall delivered with her first career double-digit scoring effort with 11 points. She was all over the court – she grabbed 5 rebounds, dished out 4 assists, blocked 2 shots and earned 4 steals.

Provided some key minutes in the 1st half at Syracuse when Westbeld/Dodson were sitting with early fouls.

Missed the 2nd half of the season due to surgery on her left knee – medial meniscus tear

FRESHMAN SEASON (2020-21)

Senior year in high school was cut short due to an ACL tear in December of 2019.

Spent the 2020-21 season rehabbing an ACL tear from high school.

PREP AND PERSONAL

Ranked 32nd overall in the 2020 class and eighth in her position

Invited to 2020 Jordan Brand Classic

SEASON BESTS

Pts: 13 (vs Merrimack, 12/10/22)
 Rebs: 7 (at Northwestern, 11/16/22)
 FGM: 4, 2x (last vs Merrimack, 12/10/22)
 FGA: 8 (vs Merrimack, 12/10/22)
 3FGM:
 3FGA:
 FTM: 6 (vs American, 11/24/22)
 FTA: 11 (vs American, 11/24/22)
 Ast: 1, 5x (last vs Southern Utah, 3/17/23)
 Blk: 2 (vs Ball State, 11/20/22)
 Stl: 1, 3x (last at Pitt, 2/19/23)
 Min: 23 (vs Merrimack, 12/10/22)

CAREER BESTS

Pts: 13 (vs Merrimack, 12/10/22)
 Rebs: 7 (at Northwestern 11/16/22)
 FGM: 4, 4x (last vs Merrimack, 12/10/22)
 FGA: 9 (at Michigan State, 12/2/21)
 3FGM:
 3FGA:
 FTM: 6 (vs American, 11/24/22)
 FTA: 11 (vs American, 11/24/22)
 Ast: 4 (vs Bryant, 11/21/21)
 Blk: 2, 2x (last vs Ball State 11/20/22)
 Stl: 4 (vs Bryant, 11/21/21)
 Min: 28 (vs Bryant, 11/21/21)

SEASON

1..... Double-Figure Scoring.....2

CAREER

2022-23 GAME-BY-GAME STATISTICS

Date	Opponent	GS/P	MIN	FG-A	3P-A	FT-A	RB	PF	A	TO	ST	BL	PTS
11/7	Northern Illinois	0-1	10:38	3-5	0-0	3-4	2	0	0	0	1	1	9
11/12	California	0-2	15:02	4-5	0-0	1-1	6	2	1	1	0	1	9
11/16	@ Northwestern	0-3	15:26	1-1	0-0	2-6	7	4	0	1	0	1	4
11/20	Ball State	0-4	14:04	1-3	0-0	2-2	2	2	1	2	0	2	4
11/24	vs American	0-5	14:14	1-2	0-0	6-11	6	1	0	0	0	1	8
11/26	vs Arizona State	0-6	1:58	0-0	0-0	0-0	0	0	0	0	0	0	0
12/1	Maryland	0-7	1:14	0-0	0-0	0-0	0	0	0	0	0	0	0
12/4	@ UConn	0-8	2:45	0-0	0-0	0-0	0	2	0	1	0	0	0
12/8	@ Lafayette					[PPD]							
12/10	Merrimack	0-9	23:49	4-8	0-0	5-5	5	2	0	1	0	1	13
12/18	@ Virginia Tech	0-10	4:10	0-1	0-0	0-0	0	0	0	0	0	0	0
12/21	Western Michigan	0-11	11:20	2-4	0-0	1-2	2	1	0	2	0	0	5
12/29	@ Miami												
1/1	Boston College	0-12	9:30	1-1	0-0	0-0	0	2	1	2	0	1	2
1/8	@ North Carolina												
1/12	Wake Forest	0-13	11:42	0-2	0-0	0-0	1	1	0	3	0	1	0
1/15	@ Syracuse												
1/19	@ Clemson												
1/22	Virginia	0-14	8:22	1-1	0-0	1-2	2	1	0	3	0	1	3
1/26	Florida State	0-15	1:06	0-0	0-0	0-0	1	0	0	0	0	0	0
1/29	@ NC State	0-16	8:29	2-3	0-0	1-2	1	0	1	0	0	0	5
2/2	@ Boston College	0-17	17:05	1-4	0-0	0-0	2	2	0	2	0	0	2
2/5	Duke	0-18	5:49	1-1	0-0	0-0	0	2	0	0	0	1	2
2/9	Pittsburgh	0-19	16:08	0-1	0-0	0-0	3	1	1	0	0	0	0
2/12	Syracuse	0-20	13:30	3-3	0-0	1-1	4	0	0	0	0	0	7
2/16	Louisville	0-21	9:00	1-3	0-0	0-0	0	0	0	0	1	1	2
2/19	@ Pittsburgh	0-22	15:51	2-4	0-0	5-6	3	0	0	0	1	0	9
2/23	Georgia Tech	0-23	12:08	2-3	0-0	0-0	2	0	0	0	0	1	4
2/26	@ Louisville	0-24	2:00	0-1	0-0	0-0	1	0	0	0	0	0	0
3/3	NC State	0-25	1:47	0-0	0-0	0-0	0	0	0	0	0	0	0
3/4	Louisville	0-26	14:51	3-5	0-0	0-0	2	1	0	0	0	0	6
3/17	Southern Utah	0-27	18:25	1-2	0-0	0-0	4	2	1	2	0	0	2

MARSHALL'S OVERALL CAREER STATISTICS

Year	Team	GP	MP	FGM	FGA	FG%	3FG	3FGA	3FG%	FT	FTA	FT%	PTS	Avg	ORebs	DRebs	Tot Reb	Avg	AST	TO	STL	BLK	PF	G
2021-22	Notre Dame	13	110:39	16	42	38.10				10	20	50.00	42	3.23	9	10	19	1.46	6	4	7	5	14	13
2022-23	Notre Dame	27	280:24	34	63	53.97				28	42	66.67	96	3.56	30	25	55	2.04	6	20	3	13	26	27
Totals		40	391:03	50	105	47.62				38	62	61.29	138	3.45	39	35	74	1.85	12	24	10	18	40	40



LAUREN ZWETZIG

20

5-9 // JUNIOR // GUARD

FORT COLLINS, CO

FOSSIL RIDGE

IG: LAURENZWETZIG

JUNIOR SEASON AT NOTRE DAME (2022-23)

Will miss the 2022-23 year due to injury

FRESHMAN SEASON AT HAVERFORD COLLEGE (2020-21)

Season was canceled due to COVID-19 pandemic

PREP AND PERSONAL

Senior captain (2020)

Two-time First-team All-Colorado

First-team all-conference (2020)

All-Colorado Honorable Mention (2020)

Four-time Academic All-State

Freshman Female of the Year

SEASON BESTS

Pts:
Rebs:
FGM:
FGA:
3FGM:
3FGA:
FTM:
FTA:
Ast:
Blk:
Stl:
Min:

CAREER BESTS

Pts:
Rebs:
FGM:
FGA:
3FGM:
3FGA:
FTM:
FTA:
Ast:
Blk:
Stl:
Min:

2022-23 GAME-BY-GAME STATISTICS

Date	Opponent	GS/PMIN	FG-A	3P-A	FT-A	RB	PF	A	TO	ST	BL	PTS
11/7	Northern Illinois											
11/12	California											
11/16	@ Northwestern											
11/20	Ball State											
11/24	vs American											
11/26	vs Arizona State											
12/1	Maryland											
12/4	@ UConn											
12/8	@ Lafayette											
12/10	Merrimack											
12/18	@ Virginia Tech											
12/21	Western Michigan											
12/29	@ Miami											
1/1	Boston College											
1/8	@ North Carolina											
1/12	Wake Forest											
1/15	@ Syracuse											
1/19	@ Clemson											
1/22	Virginia											
1/26	Florida State											
1/29	@ NC State											
2/2	@ Boston College											
2/5	Duke											
2/9	Pittsburgh											
2/12	Syracuse											
2/16	Louisville											
2/19	@ Pittsburgh											
2/23	Georgia Tech											
2/26	@ Louisville											



MADDY WESTBELD 21

6-3 // JUNIOR // FORWARD

KETTERING, OH

FAIRMONT

IG: MADDY.WESTBELD

SEASON BESTS

Pts: 25 (vs Wake Forest, 1/12/23)
 Rebs: 13 (at NC State, 1/29/23)
 FGM: 10, 2x (last vs Wake Forest, 1/12/23)
 FGA: 21 (at NC State, 1/29/23)
 3FGM: 3, 3x (last at NC State, 1/29/23)
 3FGA: 9 (at NC State, 1/29/23)
 FTM: 3 (vs Wake Forest, 1/12/23)
 FTA: 6 (vs Syracuse, 2/12/23)
 Ast: 6 (vs Arizona State, 11/26/22)
 Blk: 4 (vs NIU, 11/7/22)
 Stl: 4 (vs Louisville, 2/16/23)
 Min: 40 (vs Duke, 2/5/23)

CAREER BESTS

Pts: 25, 2x (last vs Wake Forest, 1/12/23)
 Rebs: 18 (vs Western Ill, 11/11/21)
 FGM: 10, 3x (last vs Wake Forest, 1/12/23)
 FGA: 21 (at NC State, 1/29/23)
 3FGM: 3, 4x (last at NC State, 1/29/23)
 3FGA: 9 (at NC State, 1/29/23)
 FTM: 8 (at DePaul, 12/22/21)
 FTA: 10 (at DePaul, 12/22/21)
 Ast: 6, 2x (last vs Arizona State, 11/26/22)
 Blk: 4 (vs NIU, 11/7/22)
 Stl: 4 (vs Louisville, 2/16/23)
 Min: 40 (vs Duke, 2/5/23)

JUNIOR SEASON (2022-23)

2023 Second-Team All-ACC

Leads current ND roster with 1,043 points in blue and gold. She was the 42nd player to reach the mark in an Irish uniform. Maddy and her sister, Kat, are the only sister pair to reach 1,000 points each in Irish history.

Wooden Award Watch List // Katrina McClain Award Watch List

SOPHOMORE SEASON (2021-22)

2021-22 Preseason All-ACC // Wooden Award Preseason Watch List // Wooden Award Midseason Top 25

Picked up right where she left off from her Rookie of the Year campaign - averaging 11.8 ppg which ranked 4th on team.

March Maddy - 5 straight games scoring double-digit points. Averaged 7.8 rebounds and 15.2 points in the month of March.

Averaged 15.0 points and 7.3 rebounds during the NCAA Tournament. Maddy shot 60.6 percent, which ranked as the 4th best of all players in the Big Dance who played in multiple games.

Near identical performances in the second round and Sweet 16 --> 13 points, 9 rebounds, 6-of-10 shooting at Oklahoma; then 13 points, 8 rebounds, 6-of-12 shooting against NC State in Bridgeport.

Speaking of her performance in Bridgeport vs NC State, Maddy had to play the five and defend All-American Elissa Cunane after Dodson got into foul trouble. The result, one of her best defensive performances of the year. Westbeld tied her career high of 3 steals.

In her NCAA Tournament debut, Maddy led the team in scoring with 19 points in the win over UMass. She shot 8-for-11 from the field.

FRESHMAN SEASON (2020-21)

WBCA All-America Regional Finalist // ACC Rookie of the Year // First Team All-ACC // ACC All-Freshman Team // Two-Time ACC Rookie of the Week (Dec. 7 + Jan. 3) // ACC Newcomer Watch List

ACC Rookie of the Year

ACC Freshmen Rankings: 1st in Scoring, 2nd in Rebounding, 2nd in Steals, 4th in Assists & 4th in Blocks. She was the only freshman in the league to rank in the top-four in all the above-mentioned categories

Only freshman in the country who averaged at least 15 points, 7.5 rebounds, 2.5 assists & 1.4 steals. Overall, she was just one of eight Division I players.

PREP AND PERSONAL

Ranked No. 23 overall in 2020 class and fifth at her position

2020 Gatorade Ohio Girls Basketball Player of the Year

2020 McDonald's All-American

2020 Naismith National High School All-America Team

SEASON

17	Double-Figure Scoring	56
4	Double-Figure Rebounds	9
4	Double-Doubles	9
3	20-Point Games	12

CAREER

KEY STATISTICS

POINTS	REBOUNDS	3PT FG%	BLOCKS
11.3	6.4	.357	1.2
3rd on Team	T-2nd on Team T-8th in ACC	2nd on Team	Leads Team T-7th in ACC

2022-23 GAME-BY-GAME STATISTICS

Date	Opponent	GS/P	MIN	FG-A	3P-A	FT-A	RB	PF	A	TO	ST	BL	PTS
11/7	Northern Illinois	1-1	23:38	6-10	1-1	0-0	8	1	2	2	2	4	13
11/12	California	2-2	15:45	4-6	2-2	2-2	3	4	1	0	2	2	12
11/16	@ Northwestern	3-3	23:57	1-10	1-1	0-0	8	2	1	3	0	1	3
11/20	Ball State	4-4	11:15	2-3	0-0	2-2	2	0	0	1	0	1	6
11/24	vs American	5-5	22:26	3-9	0-2	0-0	9	4	3	2	1	2	6
11/26	vs Arizona State	6-6	20:43	0-2	0-0	3-6	5	1	6	1	0	0	3
12/1	Maryland	7-7	20:26	4-9	0-2	0-0	6	4	2	3	0	1	8
12/4	@ UConn	8-8	33:39	6-11	3-5	2-3	9	3	4	1	0	3	17
12/8	@ Lafayette					[PPD]							
12/10	Merrimack	9-9	19:17	5-6	0-1	2-2	7	1	3	1	0	3	12
12/18	@ Virginia Tech	10-10	31:12	5-11	0-2	0-1	9	4	1	2	2	2	10
12/21	Western Michigan	11-11	25:06	10-16	3-6	0-0	8	0	1	0	1	1	23
12/29	@ Miami	12-12	30:06	7-11	1-2	0-0	11	3	4	4	2	3	15
1/1	Boston College	13-13	22:35	3-8	0-1	0-0	2	3	3	2	1	0	6
1/8	@ North Carolina	14-14	26:09	2-10	0-3	0-0	3	3	1	4	0	0	4
1/12	Wake Forest	15-15	24:44	10-15	2-5	3-4	8	1	4	4	2	0	25
1/15	@ Syracuse	16-16	19:47	2-8	1-1	2-2	6	3	4	3	1	0	7
1/19	@ Clemson	17-17	32:12	5-11	0-1	5-10	6	3	2	4	3	1	15
1/22	Virginia	18-18	23:48	1-7	0-2	1-2	4	3	2	1	3	2	3
1/26	Florida State	19-19	32:27	2-10	1-4	2-2	7	1	4	1	2	3	7
1/29	@ NC State	20-20	37:11	8-21	3-9	0-0	13	2	5	2	2	1	19
2/2	@ Boston College	21-21	24:38	4-4	0-0	0-0	3	5	0	3	1	1	8
2/5	Duke	22-22	40:00	7-14	1-3	0-2	7	1	2	3	1	0	15
2/9	Pittsburgh	23-23	36:00	7-13	1-3	2-3	10	3	0	1	0	3	17
2/12	Syracuse	24-24	34:22	5-12	1-2	3-6	7	2	2	3	1	0	14
2/16	Louisville	25-25	30:22	2-8	0-2	1-1	4	1	0	1	4	1	5
2/19	@ Pittsburgh	26-26	23:23	5-10	2-5	1-2	7	1	2	1	1	0	13
2/23	Georgia Tech	27-27	28:24	4-9	1-3	2-2	5	1	5	0	3	0	11
2/26	@ Louisville	28-28	35:14	4-9	1-2	0-0	5	2	3	2	2	0	9
3/3	NC State	29-29	36:06	5-13	3-6	2-2	10	2	2	2	1	0	15
3/4	Louisville	30-30	31:51	4-12	1-4	0-0	3	4	0	4	0	0	9
3/17	Southern Utah	31-31	24:32	9-17	1-4	1-2	3	2	5	3	2	2	20

WESTBELD'S OVERALL CAREER STATISTICS

Year	Team	GP	MP	FGM	FGA	FG%	3FG	3FGA	3FG%	FT	FTA	FT%	PTS	Avg	ORebs	DRebs	Tot Reb	Avg AST	TO	STL	BLK	PF	G	DQ	DbI	
2020-21	Notre Dame	20	637:43	115	245	46.94	19	49	38.78	55	70	78.57	304	15.20	40	117	157	7.85	49	68	27	18	51	20	2	3
2021-22	Notre Dame	33	954:40	159	330	48.18	23	70	32.86	48	66	72.73	389	11.79	52	157	209	6.33	46	60	38	29	62	33	1	2
2022-23	Notre Dame	31	841:14	142	315	45.08	30	84	35.71	36	56	64.29	350	11.29	59	139	198	6.39	74	64	40	37	70	31	1	4
Totals		84	2433:37	416	890	46.74	72	203	35.47	139	192	72.40	1,043	12.42	151	413	564	6.71	169	192	105	84	183	84	4	9



KYLEE WATSON 22

6-4 // JUNIOR // FORWARD

LINWOOD, NJ

MAINLAND // OREGON

IG: KYLEE.WATSONN

SEASON BESTS

Pts: 20 (vs Louisville, 2/16/23)
 Rebs: 10 (vs Georgia Tech, 2/23/23)
 FGM: 8 (vs Louisville, 2/16/23)
 FGA: 10 (vs Northwestern, 11/16/22)
 3FGM:
 3FGA:
 FTM: 5 (vs Syracuse, 2/12/23)
 FTA: 7, 3x (last vs Louisville, 2/16/23)
 Ast: 4, 3x (last vs Louisville, 2/16/23)
 Blk: 3, 4x (last at Boston College, 2/2/23)
 Stl: 2, 2x (last vs Boston College, 1/1/23)
 Min: 39 (vs Louisville, 2/16/23)

CAREER BESTS

Pts: 21 (vs McNeese, 12/13/21)
 Rebs: 10 (vs Georgia Tech, 2/23/23)
 FGM: 10 (vs McNeese, 12/13/21)
 FGA: 11 (vs McNeese, 12/13/21)
 3FGM:
 3FGA:
 FTM: 5, 2x (last vs Syracuse, 2/12/23)
 FTA: 11 (vs Long Beach St, 12/11/21)
 Ast: 4, 3x (last vs Louisville, 2/16/23)
 Blk: 3, 5x (last at Boston College, 2/2/23)
 Stl: 3, 4x (last vs Oregon St, 2/11/22)
 Min: 39 (vs Louisville, 2/16/23)

JUNIOR SEASON AT NOTRE DAME (2022-23)

After 12 games without double-figures, Watson posted 12+ in three of her last five regular season games, including a 20-point performance against Louisville at home

Through seven games at Notre Dame, Watson posted double-figure points four times. She did so just four times total in two years at Oregon.

SOPHOMORE SEASON AT OREGON (2021-22)

One of three Ducks who played in all 32 games, averaging 16.3 minutes

Led the team in shooting percentage, converting 54.8 percent (51-of-93) from the floor.

Career high 21 points on 10-of-11 shooting against McNeese. She was the first Duck since Ruthy Hebard on Nov. 11, 2019 to shoot at least 90 percent in a game while making at least 10 field goals

Connected on 12 straight field goals between the Dixie State and Oklahoma games in November

Shot a perfect 8-for-8 while scoring 16 points against Dixie State. Also posted three steals and three assists

Hit her career high of seven rebounds four times this season

Averaged 3.8 points and 2.4 rebounds

FRESHMAN SEASON (2020-21)

Appeared in 18 of Oregon's 24 games as a true freshman, averaging 2.2 points and 1.3 rebounds per game

Shot 55.2 percent (16-of-29) from the floor

TEAM USA

Competed for Team USA at the 2021 3x3 Nations League

Member of the USA U-16 National Team in 2017

PREP AND PERSONAL

One of five five-star freshmen to join Oregon's team in 2020 (No. 1 recruiting class in the country)

No. 17 recruit in the nation

2020 McDonald's All-American and Jordan Brand Classic selection

2020 New Jersey State Player of the Year

SEASON

9..... Double-Figure Scoring.....13
 1..... Double-Doubles.....1
 1..... 20-Point Games.....2

CAREER

KEY STATISTICS

POINTS 6.9 REBOUNDS 4.4 FG% .605
 5th on Team

2022-23 GAME-BY-GAME STATISTICS

Date	Opponent	GS/P	MIN	FG-A	3P-A	FT-A	RB	PF	A	TO	ST	BL	PTS
11/7	Northern Illinois	1-1	25:00	4-7	0-0	1-2	1	0	4	0	2	2	9
11/12	California	2-2	34:15	6-8	0-0	3-5	7	2	1	2	0	0	15
11/16	@ Northwestern	3-3	27:19	4-10	0-0	0-2	7	1	3	1	1	1	8
11/20	Ball State	4-4	19:12	1-1	0-0	0-0	4	2	0	3	0	0	2
11/24	vs American	5-5	24:51	4-7	0-0	2-4	8	3	1	2	1	1	10
11/26	vs Arizona State	6-6	30:42	5-6	0-0	0-0	4	2	2	2	0	0	10
12/1	Maryland	7-7	32:36	4-8	0-0	2-4	2	3	4	3	0	3	10
12/4	@ UConn	8-8	10:45	1-1	0-0	0-0	0	3	0	1	1	0	2
12/8	@ Lafayette												
12/10	Merrimack	9-9	15:59	3-4	0-0	3-4	3	0	1	1	0	1	9
12/18	@ Virginia Tech	10-10	19:23	1-6	0-0	0-0	5	3	0	1	1	3	2
12/21	Western Michigan	11-11	19:22	5-5	0-0	0-2	4	0	0	2	0	1	10
12/29	@ Miami	12-12	16:07	1-2	0-0	0-0	3	3	0	2	0	0	2
1/1	Boston College	13-13	17:51	2-6	0-0	2-2	4	0	1	2	2	3	6
1/8	@ North Carolina	14-14	17:32	0-1	0-0	0-0	0	2	0	2	0	0	0
1/12	Wake Forest	15-15	15:01	2-3	0-0	0-2	3	1	0	1	0	0	4
1/15	@ Syracuse	16-16	11:25	2-5	0-0	0-0	3	2	0	1	0	0	4
1/19	@ Clemson	17-17	9:52	3-3	0-0	2-2	3	3	0	1	0	0	8
1/22	Virginia	18-18	24:00	3-4	0-0	2-4	2	2	0	2	0	0	8
1/26	Florida State	19-19	25:57	2-6	0-0	0-0	6	2	3	2	0	1	3
1/29	@ NC State	20-20	31:43	1-2	0-0	0-0	4	3	1	0	1	1	2
2/2	@ Boston College	21-21	25:48	2-2	0-0	0-0	6	1	0	5	0	3	4
2/5	Duke	22-22	23:18	0-0	0-0	2-4	5	4	0	2	1	0	2
2/9	Pittsburgh	23-23	25:08	2-3	0-0	1-7	7	4	0	1	0	1	5
2/12	Syracuse	24-24	32:01	5-8	0-0	5-7	7	1	1	2	1	1	15
2/16	Louisville	25-25	39:15	8-8	0-0	4-7	5	2	4	1	0	0	20
2/19	@ Pittsburgh	26-26	26:02	2-6	0-0	2-3	5	3	0	3	1	1	6
2/23	Georgia Tech	27-27	28:29	5-9	0-0	2-3	10	3	0	0	0	1	12
2/26	@ Louisville	28-28	23:15	1-3	0-0	1-2	6	4	0	2	1	1	3
3/3	NC State	29-29	27:27	2-3	0-0	1-2	1	5	1	2	1	1	5
3/4	Louisville	30-30	26:58	2-4	0-0	1-4	3	1	0	0	1	0	5
3/17	Southern Utah	31-31	16:49	6-6	0-0	0-0	7	5	1	0	1	0	12

WATSON'S OVERALL CAREER STATISTICS

Year	Team	GP	MP	FGM	FGA	FG%	3FG	3FGA	3FG%	FT	FTA	FT%	PTS	Avg	AST	TO	STL	BLK	PF	G	DQ	Dbl		
2020-21	Oregon	18	148:03	16	29	55.17				7	21	33.33	39	2.17	5	19	24	1.33	4	12	3	9	22	18
2021-22	Oregon	32	522:42	51	93	54.84				18	44	40.91	120	3.75	34	60	94	2.94	27	36	19	18	76	32
2022-23	Notre Dame	31	723:23	89	147	60.54				36	72	50.00	214	6.90	47	88	135	4.35	28	49	17	28	70	31
Totals		81	1394:08	156	269	57.99				61	137	44.53	373	4.60	86	167	253	3.12	59	97	39	55	168	81



SARAH CERNUGEL

25

5-4 // JUNIOR // GUARD

WESTMONT, IL

HINSDALE CENTRAL

IG: SARAH.CERNUGEL

SEASON BESTS

Pts: 2 (vs Merrimack, 12/10/22)
 Rebs:
 FGM: 1 (vs Merrimack, 12/10/22)
 FGA: 2, 2x (last vs Southern Utah, 3/17/23)
 3FGM:
 3FGA: 1 (vs Georgia Tech, 2/23/23)
 FTM:
 FTA:
 Ast:
 Blk: 1 (vs Southern Utah, 3/17/23)
 Stl: 1 (vs Southern Utah, 3/17/23)
 Min: 3, 2x (last vs Boston College, 1/1/23)

CAREER BESTS

Pts: 2, 3x (last vs Merrimack, 12/10/22)
 Rebs: 1 (vs Ohio, 11/9/21)
 FGM: 1, 3x (last vs Merrimack, 12/10/22)
 FGA: 4 (vs Bryant, 11/21/21)
 3FGM:
 3FGA: 2 (vs Bryant, 11/21/21)
 FTM:
 FTA:
 Ast: 1 (vs Bryant, 11/21/21)
 Blk: 1 (vs Southern Utah, 3/17/23)
 Stl: 1 (vs Southern Utah, 3/17/23)
 Min: 7 (vs Bryant, 11/21/21)

JUNIOR SEASON (2022-23)

Recorded first career block and steal in First Round of the NCAA Tournament against Southern Utah

Scored first points of the year with a bucket against Merrimack

Saw first game action of the year at Northwestern in front of a hometown crowd

PREP AND PERSONAL

Started in all 20 games and averaged 32.5 minutes at Hinsdale Central

Lettered three years in basketball playing the point guard position, and four years in soccer playing forward/midfield

Made the playoffs all three years in hoops, achieving a combined 27 victories

Two-time All-Conference

Two-time Team MVP

Averaged 9.8 ppg, 3.1 apg, 1.9 rpg and 1.7 spg during senior year

Won the Robert Bell Female Citizen Athlete Award – Top female athlete at Hinsdale Central High

Junior Board Member of the Mend a Heart Foundation – non-profit organization that helps enrich the lives of children born with heart defects

Wants to be a date analyst for a professional sports team. Dream job would be working for the Chicago Bears

2022-23 GAME-BY-GAME STATISTICS

Date	Opponent	GS/P	MIN	FG-A	3P-A	FT-A	RB	PF	A	TO	ST	BL	PTS
11/7	Northern Illinois												
11/12	California												
11/16	@ Northwestern	0-1	1:34	0-0	0-0	0-0	0	0	0	0	0	0	0
11/20	Ball State	0-2	1:56	0-0	0-0	0-0	0	1	0	0	0	0	0
11/24	vs American	0-3	0:42	0-0	0-0	0-0	0	0	0	0	0	0	0
11/26	vs Arizona State	0-4	0:10	0-0	0-0	0-0	0	0	0	0	0	0	0
12/1	Maryland												
12/4	@ UConn												
12/8	@ Lafayette					[PPD]							
12/10	Merrimack	0-5	3:23	1-1	0-0	0-0	0	2	0	0	0	0	2
12/18	@ Virginia Tech												
12/21	Western Michigan	0-6	2:54	0-1	0-0	0-0	0	0	0	0	0	0	0
12/29	@ Miami												
1/1	Boston College	0-7	3:22	0-2	0-0	0-0	0	0	0	0	0	0	0
1/8	@ North Carolina												
1/12	Wake Forest	0-8	1:37	0-0	0-0	0-0	0	0	0	0	0	0	0
1/15	@ Syracuse												
1/19	@ Clemson												
1/22	Virginia												
1/26	Florida State	0-9	1:06	0-0	0-0	0-0	0	0	0	0	0	0	0
1/29	@ NC State												
2/2	@ Boston College												
2/5	Duke												
2/9	Pittsburgh												
2/12	Syracuse												
2/16	Louisville												
2/19	@ Pittsburgh	0-10	2:15	0-0	0-0	0-0	0	0	0	0	0	0	0
2/23	Georgia Tech	0-11	0:45	0-1	0-1	0-0	0	0	0	0	0	0	0
2/26	@ Louisville												
3/3	NC State												
3/4	Louisville												
3/17	Southern Utah	0-12	1:30	0-2	0-1	0-0	0	0	0	0	1	1	0

CERNUGEL'S OVERALL CAREER STATISTICS

Year	Team	GP	MP	FGM	FGA	FG%	3FG	3FGA	3FG%	FT	FTA	FT%	PTS	Avg	ORebs	DRebs	Tot Reb	Avg	AST	TO	STL	BLK	PF	G	I
2021-22	Notre Dame		10 18:59	2	7	28.57		3	0.00				4	0.40	1		1	0.10	1	1				1	10
2022-23	Notre Dame		12 21:14	1	7	14.29		2	0.00				2	0.17							1	1		3	12
Totals			22 40:12	3	14	21.43		5					6	0.27	1		1	0.05	1	1	1	1	4	22	



LAUREN EBO

33

6-4 // GRADUATE // CENTER

WASHINGTON, D.C.

RIVERDALE BAPTIST // TEXAS // PENN STATE

IG: LAURENNEBOO

GRADUATE SEASON AT NOTRE DAME (2022-23)

Missed five games this year with a lower body injury

Made her first start in an Irish uniform against Florida State, replacing an injured Dara Mabrey

One of the top bench players in the ACC, putting up numbers that consistently rank in the top-three of several categories amongst non-starters

Put up 19 rebounds at UNC, topping a previous career-high of 14

Has twice broken her career high in points, post 19 against Northwestern and 20 against Arizona State

Lisa Leslie Award Watch List

SENIOR SEASON AT TEXAS (2021-22)

2022 Big 12 All-Tournament Team

2022 All-Big 12 Honorable Mention

Final year in Austin was her best statistically, with season average highs in points (8.0 ppg) and rebounds (6.7 rpg)

Started in 30 of 35 games played, averaging 26.6 minutes

Posted her best shooting season, converting 48.1 percent from the floor

Tallied four double-doubles, which led the team

Season high 17 points in back-to-back games vs Oklahoma State and Kansas State in March

JUNIOR SEASON AT TEXAS (2020-21)

Appeared in 22 games making one start.

Averaged 4.7 points per game and 4.4 boards per game.

Ranked second on the team in field goal percentage shooting at a 45.8 percent (44-of-96) clip.

SOPHOMORE SEASON AT PENN STATE (2019-20)

Played in each of her team's 30 games with 17 starts.

Averaged 5.3 points per game and 4.8 rebounds per game.

FRESHMAN SEASON AT PENN STATE (2018-19)

Played in 29 games with 11 starts

Averaged 5.7 points and 5.8 rebounds per game

PREP AND PERSONAL

Played her first two seasons at Paul VI Catholic High School before transferring to Riverdale Baptist School for her final two years.

SEASON BESTS

Pts: 20 (vs Arizona State, 11/26/22)
 Rebs: 19 (at North Carolina, 1/8/23)
 FGM: 8 (at Northwestern, 11/16/22)
 FGA: 12 (vs Florida State, 1/26/23)
 3FGM:
 3FGA:
 FTM: 9 (vs Merrimack, 12/10/22)
 FTA: 14 (vs Arizona State, 11/26/22)
 Ast: 3 (vs Southern Utah, 3/17/23)
 Blk: 3, 2x (last at Syracuse, 1/15/23)
 Stl: 4 (vs Virginia, 1/22/23)
 Min: 33 (at Clemson, 1/19/23)

CAREER BESTS

Pts: 20 (vs Arizona State, 11/26/22)
 Rebs: 19 (at North Carolina, 1/8/23)
 FGM: 8 (at Northwestern, 11/16/22)
 FGA: 13 (at TCU, 1/22/22)
 3FGM:
 3FGA:
 FTM: 9 (vs Merrimack, 12/10/22)
 FTA: 14 (vs Arizona State, 11/26/22)
 Ast: 4 (vs Iowa St, 3/12/22)
 Blk: 5 (vs Jackson St, 12/1/21)
 Stl: 4 (vs Virginia, 1/22/23)
 Min: 38 (vs Kansas, 1/12/22)

SEASON

13 Double-Figure Scoring.....37
 5 Double-Figure Rebounds.....19
 4 Double-Doubles12

CAREER

KEY STATISTICS

POINTS	REBOUNDS	FG%	TOTAL OFF REB
9.1	6.6	50.3	63
5th on Team	2nd on Team		Leads Team

2022-23 GAME-BY-GAME STATISTICS

Date	Opponent	GS/P	MIN	FG-A	3P-A	FT-A	RB	PF	A	TO	ST	BL	PTS
11/7	Northern Illinois	0-1	20:45	4-8	0-0	2-2	6	2	0	0	1	1	10
11/12	California	0-2	14:51	1-2	0-0	6-6	3	5	1	5	1	1	8
11/16	@ Northwestern	0-3	13:18	8-9	0-0	3-4	7	4	0	1	0	0	19
11/20	Ball State	0-4	27:19	4-8	0-0	3-6	10	3	1	4	1	3	11
11/24	vs American	0-5	11:23	1-7	0-0	1-2	4	5	1	1	0	0	3
11/26	vs Arizona State	0-6	24:21	6-10	0-1	8-14	9	1	1	0	1	0	20
12/1	Maryland	0-7	21:20	0-5	0-0	1-2	2	2	2	2	1	1	1
12/4	@ UConn	0-8	29:39	6-10	0-0	0-0	4	3	1	5	2	2	12
12/8	@ Lafayette												
12/10	Merrimack	0-9	18:33	4-5	0-0	9-9	7	0	1	0	0	1	17
12/18	@ Virginia Tech	0-10	22:01	7-10	0-0	1-1	5	3	0	2	0	0	15
12/21	Western Michigan	0-11	15:41	3-5	0-0	0-0	5	5	2	3	1	1	6
12/29	@ Miami	0-12	28:58	5-10	0-0	1-4	10	2	1	2	0	1	11
1/1	Boston College	0-13	21:46	2-4	0-0	1-2	6	3	2	1	1	0	5
1/8	@ North Carolina	0-14	27:55	2-10	0-0	3-4	19	4	0	3	3	1	7
1/12	Wake Forest	0-15	19:37	3-4	0-0	4-4	5	3	0	2	1	1	10
1/15	@ Syracuse	0-16	31:02	2-6	0-0	0-0	8	3	2	1	2	3	4
1/19	@ Clemson	0-17	33:30	1-5	0-0	0-0	4	2	2	1	3	2	2
1/22	Virginia	0-18	24:33	6-8	0-0	3-4	6	2	1	1	4	1	15
1/26	Florida State	1-19	24:03	6-12	0-0	0-0	10	1	0	1	0	0	12
1/29	@ NC State												
2/2	@ Boston College												
2/5	Duke												
2/9	Pittsburgh												
2/12	Syracuse												
2/16	Louisville	0-20	5:00	1-1	0-0	0-0	3	1	0	1	0	0	2
2/19	@ Pittsburgh	0-21	12:29	3-5	0-0	4-5	6	2	1	0	1	0	10
2/23	Georgia Tech	2-22	14:02	3-9	0-0	2-2	5	2	1	0	0	0	8
2/26	@ Louisville	3-23	22:19	1-2	0-0	0-0	4	4	0	3	1	0	2
3/3	NC State	4-24	24:26	3-7	0-0	2-2	6	4	2	1	0	1	8
3/4	Louisville	5-25	17:36	1-5	0-0	2-3	5	3	0	1	0	0	4
3/17	Southern Utah	6-26	26:22	6-10	0-0	2-3	10	2	3	2	0	2	14

EBO'S OVERALL CAREER STATISTICS

Year	Team	GP	MP	FGM	FGA	FG%	3FG	3FGA	3FG%	FT	FTA	FT%	PTS	Avg	ORebs	DRebs	Tot Reb	Avg	AST	TO	STL	BLK	PF	G	DQ	Dbl Dbl	Tech Fouls	Trpl Dbl		
2018-19	Penn St.	29	620:19	71	152	46.71							24	48	50.00	166	5.72	63	106	169	5.83	10	53	11	29	81	29	3	2	0
2019-20	Penn St.	30	613:34	61	146	41.78			1	0.00	37	56	66.07	159	5.30	44	101	145	4.83	20	47	5	21	67	30	1	1	0		
2020-21	Texas	22	392:21	44	96	45.83					15	24	62.50	103	4.68	40	56	96	4.36	5	17	4	8	36	22					
2021-22	Texas	35	928:28	101	210	48.10					78	118	66.10	280	8.00	97	139	236	6.74	22	46	20	27	91	35	2	4			
2022-23	Notre Dame	26	552:47	89	177	50.28			1	0.00	58	79	73.42	236	9.08	63	109	172	6.62	25	41	24	22	71	26	3	4			
Totals			142	3107:30	366	781	46.86		2		212	325	65.23	944	6.65	307	511	818	5.76	82	204	64	107	346	142	5	12	3	0	

LAST TIME NOTRE DAME ...

SCORING

Player scored 25 points	Sonia Citron (28) vs NC State, 3/3/23 (ACC Quarterfinals)
Player scored 30 points	Olivia Miles (30) vs Boston College, 1/30/2022
Player scored 35 points	Jessica Shepard (39) vs DePaul, 12/17/17
Player scored 40 points	Jewell Loyd (41) at DePaul, 12/10/14
Player came off bench and scored 20 points	Lauren Ebo (20) vs ASU, 11/26/22 (@Bimini, Bahamas)
Two players scored 20 points	Sonia Citron (23) & Olivia Miles (22) at Boston College, 2/2/23
Three players scored 20 points	Dara Mabrey (29), Sonia Citron (25), Maya Dodson (20) vs Oklahoma, 3/21/22 (NCAA 2nd Round)
Three players scored 20 points/consecutive games	Arike Ogunbowale (30), Jessica Shepard (24), Marina Mabrey (23) vs CSUN, 3/16/18; Arike Ogunbowale (24), Jessica Shepard (25), Jackie Young (24) vs Villanova, 3/18/18
Two players scored 25 points	Dara Mabrey (29), Sonia Citron (25) vs Oklahoma, 3/21/22 (Norman, Okla.)
Player scored 25 points/consecutive games	Sonia Citron (27 at Louisville, 2/26/23; 28 vs NC State, 3/3/23)
None in double figures	vs Louisville, 3/4/23 in 2023 ACC Tournament (Greensboro, N.C.)
One in double figures	Brianna Turner (25) vs Duke, 1/26/17
Six in double figures	See seven in double figures
Seven in double figures	Lauren Ebo (17), Dara Mabrey (14), Olivia Miles (13), Sonia Citron (13), Nat Marshall (13), Maddy Westfeld (12), KK Bransford (10) vs Merrimack, 12/10/22
Eight in double figures	Devereaux Peters (20), Natalie Achonwa (19), Kaila Turner (14), Natalie Novosel (13), Skylar Diggins (11), Brittany Mallory (11), Kayla McBride (11) and Markisha Wright (11) vs Pittsburgh, 1/17/12
ND scored 55 points/half	55 (1st half) vs Merrimack, 12/10/22
ND scored 60 points/half	60 (1st half) vs Oklahoma, 3/21/2022 (NCAA 2nd Round)
ND scored 50 points in both halves	55 (1st) & 53 (2nd) vs Merrimack, 12/10/22
ND scored 100 points/game	108 vs Merrimack, 12/10/22
ND scored 100 points/home game	108 vs Merrimack, 12/10/22
ND scored 100 points/neutral site	100 vs Duquesne, 12/1/13 (@ Toronto, Ontario)
ND scored 100 points/conference game	103 vs Virginia, 3/3/19
ND scored 15 or fewer points/half	15 (1st half) vs Louisville, 3/4/23 (@ Greensboro, N.C.)
ND scored fewer than 20 points/half	18 (2nd half) at Duke, 1/16/20
ND scored fewer than 40 points/game	38 vs Louisville, 3/4/23 (@ Greensboro, N.C.)
ND scored fewer than 50 points/game	47 at Louisville, 2/13/22

FIELD GOAL SHOOTING

Player made every shot from the field (min. 7)	Kylee Watson (8-8) vs Louisville, 2/16/23
ND shot 55 percent/consecutive games	56.1 (32-57) vs UConn, 12/4/22; 55.6 (35-63) vs Merrimack, 12/10/22
ND shot 60 percent/game	60.3 (41-68) vs Ohio, 11/9/2021
ND shot 65 percent/game	69.8 (37-53) vs WKU, 12/19/18
ND shot 70 percent/game	70.2 (40-57) at Mercer, 12/30/11
ND shot below 25 percent/game	24.5 (13-53) at West Virginia, 1/13/08
ND shot below 30 percent/game	28.1 (16-57) at North Carolina, 1/8/23
ND shot below 35 percent/game and won	31.7 (20-63) at Clemson, 1/19/23
ND shot 65 percent/half	65.4 (17-26) vs UConn, 12/4/22
ND shot 70 percent/half	See 75
ND shot 75 percent or greater/half	75.8 (22-29), 2nd half at Clemson, 1/31/19
ND shot below 25 percent/half	24.1 (7-29), 1st half vs Louisville, 3/4/23 (@ Greensboro, N.C.)
ND shot below 30 percent/half	See 25

THREE-POINT SHOOTING

Player made 5 three-pointers/half	Dara Mabrey (1st half) vs Ball State 11/20/22
At least 5 made consecutive threes	Sonia Citron (6 straight without missing), vs Virginia, 1/22/23
Player made 6 three-pointers	Sonia Citron, vs Virginia, 1/22/23
Player made 7 three-pointers	Dara Mabrey vs Oklahoma, 3/21/2022 (NCAA 2nd Round)
Player made 8 three-pointers	Sheila McMillen vs. St. John's, 2/28/98 (@ Piscataway, N.J.)
Player attempted 10 three-pointers	Dara Mabrey (11) at Syracuse, 1/15/23
ND made 10 three-pointers	10 vs Oklahoma, 3/21/2022 (NCAA 2nd Round)
ND did not make a three-pointer	vs. Saint Joseph's (Pa.), 12/21/14
ND attempted 25 three-pointers	25 vs Oklahoma, 3/21/2022 (NCAA 2nd Round)
ND shot 60 percent 3FG (min. 5 att.)	70.0 (7-10) vs Miami, 1/19/20

FREE-THROW SHOOTING

Player made 10 free-throws	Sonia Citron (11) vs NC State, 3/3/23 (ACC Quarterfinals)
Player made 15 free-throws	Jewell Loyd (15) at DePaul, 12/10/14
Player attempted 15 free-throws	Sonia Citron (15) vs NC State, 3/3/23 (ACC Quarterfinals)
Player made 10 for 10 or better	11-11 by Sonia Citron vs Oklahoma, 3/21/2022 (NCAA 2nd Round)
ND shot 90 percent (min. 10 att.)	95.0 (19-20) at Pitt, 1/23/22
ND shot below 50 percent (min. 10 att.)	45.0 (9-20) at Clemson, 12/20/2020
ND made 30 free-throws	34 (attempted 38) vs Merrimack, 12/10/22
ND made fewer than five FTs	3 (attempted 5) at Syracuse, 1/15/23
ND attempted 40 free-throws	46 (made 31) vs UCLA, 11/28/15 (@ Freeport, Bahamas)
ND attempted five or fewer FTs	5 (made 3) at Syracuse, 1/15/23

REBOUNDS

Player had 15 rebounds	Lauren Ebo (19) at North Carolina, 1/8/23
Player had 20 rebounds	Natalie Achonwa (20) vs. South Florida, 3/10/13 (@ Hartford, Conn.)

Two players had double-figure rebounds

Three players had double-figure rebounds

ND had 50 rebounds

ND had 25 offensive rebounds

ND had 30 offensive rebounds

DOUBLE-DOUBLES

Points & rebounds/3 consecutive games

Points & rebounds/4 consecutive games

Points & rebounds/5 consecutive games

Points & assists

Rebounds & assists

Points & assists/consecutive games

Two players had double-doubles

Three players had double-doubles

20+ points and 10+ rebounds

30+ points and 10+ rebounds

40+ points and 10+ rebounds

15 points and 15 rebounds

20 points and 20 rebounds

TRIPLE DOUBLES (11 in school history)

Olivia Miles (13p/13r/14a) vs Merrimack, 12/10/22

Olivia Miles (12p/11r/11a) vs UMass, 3/19/2022 (Norman, OK)

Olivia Miles (11p/13r/13a) at Valpo, 12/8/2021

Jackie Young (22p/10r/11a) vs Virginia, 3/3/19

Jackie Young (16p/12r/10a) at Tennessee, 1/24/19

Lindsay Allen (11p/11r/12a) at Chattanooga, 12/27/16

Marina Mabrey (18p/10a/12s) at Valparaiso, 11/23/15

Skylar Diggins (17p/10r/10a) at DePaul, 2/24/13

Skylar Diggins (22p/10r/11a) vs. Maryland, 3/27/12 (@ Raleigh, N.C.)

Sara Liebscher (17p/12r/10a) vs. Detroit, 2/15/90

Mary Gavin (11p/14a/10s) vs. Marquette, 1/31/87

ASSISTS

Player had 10 assists

Player had 10 assists/consecutive games

Player had 15 assists

Three players had 5 assists

ND had 30 assists

ND had fewer than 10 assists

ND had fewer than 5 assists

Cassandre Prosper (10) & Lauren Ebo (10) vs Southern Utah, 3/17/23 (NCAA First Round)

Jessica Shepard (12), Kathryn Westfeld (10), and Jackie Young (10)

vs Marquette, 12/20/17

53 vs Southern Utah, 3/17/23 (NCAA First Round)

25 vs Iowa, 11/29/18

30 vs Longwood, 12/28/11

See 4

Jessica Shepard (24/14) vs Texas A&M, 3/30/19; (11/14) vs Stanford, 4/1/19; (20/13) vs UConn, 4/5/19; (11/10) vs Baylor, 4/7/19

Jessica Shepard (17/10) vs Florida State, 3/3/18; (23/10) vs Louisville, 3/4/18; (24/10) vs CSUN, 3/16/18; (25/10) vs Villanova, 3/18/18; (13/10) vs Texas A&M, 3/24/18 (Spokane, Wash.)

Olivia Miles (11p/13a) vs Pitt, 2/9/23

See latest Olivia Miles triple double

Niele Ivey (12/10) at Valparaiso, 11/17/00; (14/11) vs. Arizona, 11/20/00

Maddy Westfeld (17p/10r) & Olivia Miles (11p/13a) vs Pitt, 2/9/23

Jessica Shepard (20p/13r), Brianna Turner (15p/15r), Marina Mabrey (12p/12a), vs UConn, 4/5/19 (Tampa)

Sonia Citron (24/10) vs Maryland (12/1/22)

Jessica Shepard vs Louisville, 3/10/19 (Greensboro, N.C.)

Jewell Loyd (41/12) vs DePaul, 12/10/14

Anaya Peoples (22p/15r) vs DePaul, 12/11/19

Natalie Achonwa (20/20) vs. South Florida, 3/10/13 (@ Hartford, Conn.)

See 4

Jessica Shepard (24/14) vs Texas A&M, 3/30/19; (11/14) vs Stanford, 4/1/19; (20/13) vs UConn, 4/5/19; (11/10) vs Baylor, 4/7/19

Jessica Shepard (17/10) vs Florida State, 3/3/18; (23/10) vs Louisville, 3/4/18; (24/10) vs CSUN, 3/16/18; (25/10) vs Villanova, 3/18/18; (13/10) vs Texas A&M, 3/24/18 (Spokane, Wash.)

Olivia Miles (11p/13a) vs Pitt, 2/9/23

See latest Olivia Miles triple double

Niele Ivey (12/10) at Valparaiso, 11/17/00; (14/11) vs. Arizona, 11/20/00

Maddy Westfeld (17p/10r) & Olivia Miles (11p/13a) vs Pitt, 2/9/23

Jessica Shepard (20p/13r), Brianna Turner (15p/15r), Marina Mabrey (12p/12a), vs UConn, 4/5/19 (Tampa)

Sonia Citron (24/10) vs Maryland (12/1/22)

Jessica Shepard vs Louisville, 3/10/19 (Greensboro, N.C.)

Jewell Loyd (41/12) vs DePaul, 12/10/14

Anaya Peoples (22p/15r) vs DePaul, 12/11/19

Natalie Achonwa (20/20) vs. South Florida, 3/10/13 (@ Hartford, Conn.)

See 4

Jessica Shepard (24/14) vs Texas A&M, 3/30/19; (11/14) vs Stanford, 4/1/19; (20/13) vs UConn, 4/5/19; (11/10) vs Baylor, 4/7/19

Jessica Shepard (17/10) vs Florida State, 3/3/18; (23/10) vs Louisville, 3/4/18; (24/10) vs CSUN, 3/16/18; (25/10) vs Villanova, 3/18/18; (13/10) vs Texas A&M, 3/24/18 (Spokane, Wash.)

Olivia Miles (11p/13a) vs Pitt, 2/9/23

See latest Olivia Miles triple double

Niele Ivey (12/10) at Valparaiso, 11/17/00; (14/11) vs. Arizona, 11/20/00

Maddy Westfeld (17p/10r) & Olivia Miles (11p/13a) vs Pitt, 2/9/23

Jessica Shepard (20p/13r), Brianna Turner (15p/15r), Marina Mabrey (12p/12a), vs UConn, 4/5/19 (Tampa)

Sonia Citron (24/10) vs Maryland (12/1/22)

Jessica Shepard vs Louisville, 3/10/19 (Greensboro, N.C.)

Jewell Loyd (41/12) vs DePaul, 12/10/14

Anaya Peoples (22p/15r) vs DePaul, 12/11/19

Natalie Achonwa (20/20) vs. South Florida, 3/10/13 (@ Hartford, Conn.)

See 4

Jessica Shepard (24/14) vs Texas A&M, 3/30/19; (11/14) vs Stanford, 4/1/19; (20/13) vs UConn, 4/5/19; (11/10) vs Baylor, 4/7/19

Jessica Shepard (17/10) vs Florida State, 3/3/18; (23/10) vs Louisville, 3/4/18; (24/10) vs CSUN, 3/16/18; (25/10) vs Villanova, 3/18/18; (13/10) vs Texas A&M, 3/24/18 (Spokane, Wash.)

Olivia Miles (11p/13a) vs Pitt, 2/9/23

See latest Olivia Miles triple double

Niele Ivey (12/10) at Valparaiso, 11/17/00; (14/11) vs. Arizona, 11/20/00

Maddy Westfeld (17p/10r) & Olivia Miles (11p/13a) vs Pitt, 2/9/23

Jessica Shepard (20p/13r), Brianna Turner (15p/15r), Marina Mabrey (12p/12a), vs UConn, 4/5/19 (Tampa)

Sonia Citron (24/10) vs Maryland (12/1/22)

Jessica Shepard vs Louisville, 3/10/19 (Greensboro, N.C.)

Jewell Loyd (41/12) vs DePaul, 12/10/14

Anaya Peoples (22p/15r) vs DePaul, 12/11/19

Natalie Achonwa (20/20) vs. South Florida, 3/10/13 (@ Hartford, Conn.)

See 4

Jessica Shepard (24/14) vs Texas A&M, 3/30/19; (11/14) vs Stanford, 4/1/19; (20/13) vs UConn, 4/5/19; (11/10) vs Baylor, 4/7/19

Jessica Shepard (17/10) vs Florida State, 3/3/18; (23/10) vs Louisville, 3/4/18; (24/10) vs CSUN, 3/16/18; (25/10) vs Villanova, 3/18/18; (13/10) vs Texas A&M, 3/24/18 (Spokane, Wash.)

Olivia Miles (11p/13a) vs Pitt, 2/9/23

See latest Olivia Miles triple double

Niele Ivey (12/10) at Valparaiso, 11/17/00; (14/11) vs. Arizona, 11/20/00

Maddy Westfeld (17p/10r) & Olivia Miles (11p/13a) vs Pitt, 2/9/23

Jessica Shepard (20p/13r), Brianna Turner (15p/15r), Marina Mabrey (12p/12a), vs UConn, 4/5/19 (Tampa)

Sonia Citron (24/10) vs Maryland (12/1/22)

Jessica Shepard vs Louisville, 3/10/19 (Greensboro, N.C.)

Jewell Loyd (41/12) vs DePaul, 12/10/14

Anaya Peoples (22p/15r) vs DePaul, 12/11/19

Natalie Achonwa (20/20) vs. South Florida, 3/10/13 (@ Hartford, Conn.)

MISCELLANEOUS

Led team in points/rebounds/assists
 Hit "final minute" game-winning shot
 Four-point play
 Made shot from midcourt or beyond
 Played every minute
 Played more than 40 minutes
 ND rallied from 10-point deficit to win
 ND rallied from 15-point deficit to win
 ND rallied from 20-point deficit to win
 ND scored 20 straight points
 ND scored 25 straight points
 ND scored 30 straight points
 Sold out Purcell Pavilion

Maddy Westbeld (15p/7r/2a) vs Duke, 2/5/23
 Olivia Miles (0:00 remaining in OT) vs Louisville, 2/16/23
 Madison Cable (9:52, 2nd half) vs. Wake Forest, 2/1/15
 Arike Ogunbowale (50 feet at 0:00, 2nd half) vs. Louisville, 3/4/18
 Olivia Miles vs Pitt, 2/9/23
 Sonia Citron (43:33) & Olivia Miles (42:54) vs Louisville (2/16/23)
 Triled Louisville, 38-28 (8:17 - 3rd), won 68-65, 2/26/23
 Triled Mississippi State, 40-25 (6:41, 3rd), won 61-58, 4/1/18 (Columbus, Ohio)
 Triled vs Tennessee, 37-14 (7:03 - 2nd); won 84-70, 1/18/18
 23-0 run by Bryant, 11/21/2021
 25-0 run vs. Bethune-Cookman, 3/23/19
 36-0 run vs. Southeast Missouri State, 1/2/11
 vs Duke (2/5/23, 9,149)

OVERTIME

ND played an OT game
 ND played multiple overtimes
 ND won an OT game
 ND won an OT game at home
 ND won an OT game on the road
 ND lost an OT game

vs Louisville (W, 78-76, OT), 2/16/23
 vs Connecticut (W, 96-87, 3ot), 3/4/13
 vs Louisville (W, 78-76, OT), 2/16/23
 vs Louisville (W, 78-76, OT), 2/16/23
 at Georgia Tech (W, 72-66, OT), 2/17/2022
 vs Georgia (L, 71-67, OT), 11/26/21

RANKINGS

Played the No. 1 team in the AP poll
 Played the No. 1 team in the WBCA/USA Today poll
 Defeated top-5 opponent
 Defeated top-10 opponent
 Defeated top-10 opponent at home
 Defeated top-10 opponent on the road
 Defeated top-10 opponent by double digits

at Louisville (L, 71-65), 2/7/2021
 vs Baylor (L, 82-81), 4/7/19 (Tampa)
 vs No. 3 UConn (W, 74-60), 12/4/22
 at No. 6 Virginia Tech (W, 63-52), 12/18/22
 See top-5
 at No. 6 Virginia Tech (W, 63-52), 12/18/22
 at No. 6 Virginia Tech (W, 63-52), 12/18/22

SCORING MARGINS

ND won by 40-plus points
 ND won by 50-plus points
 ND won by 60-plus points
 ND won by 70-plus points
 ND lost by 20-29 points
 ND lost by 20-29 points at home
 ND lost by 20-29 points on the road
 ND lost by 30-plus points
 ND lost by 30-plus points

40 — at Pitt, ND 83, Pitt 43, 2/19/23
 See 60
 64 — at ND 108, Merrimack 44, 12/10/22
 75 — at ND 104, Holy Cross 29, 11/23/14
 26 — vs Louisville 64, ND 38, 3/4/23 (@ Greensboro, N.C.)
 22 — vs Louisville, 86, ND 64, 2/27/2022
 26 — at Louisville, 73, ND 47, 2/13/2022
 33 — at Louisville 82, ND 49, 2/16/20
 33 — at Louisville 82, ND 49, 2/16/20

LAST TIME OPPONENT ...**SCORING**

Player scored 25 points
 Player scored 30 points
 Player scored 35 points
 Two players scored 20 points
 Three players scored 20 points
 Two players scored 25 points
 None in double figures
 One in double figures
 Five in double figures
 Six in double figures
 Scored 50 points/half
 Scored 55 points/half
 Scored 60 points/half
 Scored 100 points/game
 Scored 100 points/non-conference game
 Scored 15 or fewer/half
 Scored 20 or fewer/half
 Scored 5 or fewer/quarter
 Scored fewer than 40 points/game

See 30
 Diamond Miller (31), Maryland, 12/1/22
 Chenedyy Carter (35), Texas A&M, 3/30/19 (Chicago)
 Sam Breen (31) & Sydney Taylor (21), UMass, 3/19/2022 (Norman, OK)
 Sonya Morris (29), Chante Stonewall (20) & Dee Bekelja (20), DePaul, 12/11/19
 Brittney Griner (32) and Odyssey Sims (25) at Baylor, 11/20/11 at Northwestern, 11/16/22
 Megan Jensen (11) vs Southern Utah, 3/17/23 (NCAA First Round)
 Aneeah Morrow (19), Deja Church (13), Lexi Held (18), Sonya Morris (15), Darrione Rogers (14), at DePaul, 12/22/2021
 Erika Davenport (19), Danielle King (12), Natisha Hiedeman (12), Allazia Blockton (20), Amani Wilborn (10), Isabelle Spingola (12), Marquette, 12/20/17
 54 (1st half), vs Louisville, 2/27/2022
 56 (1st half), at Louisville, 1/11/18
 63 (2nd half), Northwestern State, 3/24/95 (@ Amarillo, Texas)
 105, DePaul, 12/11/19
 105, DePaul, 12/11/19
 13 (1st half), Georgia Tech, 2/3/19
 16 (1st half), vs at Pitt, 2/19/23
 4 (2nd quarter) vs NC State, 3/3/23 (@Greensboro, N.C.)
 35, vs Bryant, 11/21/2021

FIELD GOAL SHOOTING

Shot 55 percent/game
 Shot 60 percent/game
 Shot below 20 percent/game
 Shot below 25 percent/game
 Shot below 30 percent/game
 Shot 60 percent/half
 Shot 65 percent/half
 Shot 70 percent/half
 Shot below 20 percent/half
 Shot below 25 percent/half

58.5 (38-65), vs Louisville, 2/27/22
 65.1 (41-63), at Louisville, 1/11/18
 18.6 (11-59), Holy Cross, 11/23/14
 24.1 (14-58), at Georgia Tech, 1/2/17
 28.1 (16-57), at Pitt, 2/19/23
 60.0 (15-25), 2nd half at Florida State, 2/6/2022
 67.6 (23-34), 1st half vs Louisville, 2/27/22
 71.8 (23-32), 1st half at Louisville, 1/11/18
 17.6 (6-34), 1st half at Boston College, 2/13/20
 22.2 (6-27), 1st half at Pitt, 2/29/23

THREE-POINT SHOOTING

Player made 5 three-pointers
 Player made 6 three-pointers
 Player made 7 or more three-pointers
 Player attempted 10 three-pointers
 Made 10 three-pointers
 Did not make a three-pointer
 Attempted 30 three-pointers
 Shot 50 percent 3FG (min. 5 att.)
 Shot 60 percent 3FG (min. 5 att.)

Jayne DeCesare (5) vs Merrimack, 12/10/22
 Makayla Dickens (6), at Boston College, 1/20/2022
 Gina Conti (8), Wake Forest, 1/14/2021
 Georgia Amooore (11) at Virginia Tech, 12/18/22
 11, at Boston College, 1/20/2022
 Boston College, 1/1/23
 39, Virginia Tech, 1/21/2021
 58.3 (7-12) vs Louisville, 2/16/23
 64.7 (11-17) at Louisville, 1/11/18

FREE-THROW SHOOTING

Player made 10 free-throws
 Player made 15 free-throws
 Player attempted 15 free-throws
 Player made 10 for 10 or better
 Shot 90 percent (min. 10 att.)
 Shot below 50 percent (min. 10 att.)
 Made 30 free-throws
 Made 5 or fewer FTs
 Made 5 or fewer FTs in consecutive games
 Attempted 40 free-throws
 Attempted fewer than five FTs

Hailey Van Lith (10) at Louisville, 2/26/23
 Nok Duany (15) at Georgetown, 2/23/02
 Kiara Lewis (18) at Syracuse, 1/5/20
 Allisha Gray (10-10) at North Carolina, 1/15/15
 90.9 (10-11), at N.C. State, 2/18/19
 45.5 (10-22) at Northwestern, 11/16/22
 32 (attempted 37), Illinois, 11/24/98
 1 (attempted 4) vs Georgia Tech, 2/23/23
 4 (attempted 9) at Syracuse, 1/15/23 & 2 (attempted 6) at Clemson, 1/19/23
 45 (made 28), at South Florida, 1/13/07
 4 (made 1), vs Georgia Tech, 2/23/23

REBOUNDS

Player had 15 rebounds
 Player had 20 rebounds
 Two players had double-figure rebounds
 Three players had double-figure rebounds
 Had 50 rebounds
 Had 25 or fewer rebounds
 Out-rebounded ND by 10 or more

See 20
 Elizabeth Kitley (20) at Virginia Tech, 12/18/22
 Emma Guy (12) & Taylor Soule (12), Boston College, 1/9/20
 Aurora Adams (16), Brenda McCunn (11) & Paula Langseth (10), Hawaii, 3/22/81 (@ Anchorage, Alaska)
 50 at Louisville, 2/13/2022
 25 vs Southern Utah, 3/17/23 (NCAA First Round @ South Bend, Ind.)
 12, vs Louisville, 3/4/23 (@ Greensboro, N.C.)

DOUBLE-DOUBLES

Points & assists
 Points & steals
 Assists & rebounds
 Two players had double-doubles
 Three players had double-doubles
 15 points and 15 rebounds
 20 points and 10 rebounds
 20 points and 20 rebounds
 30 points and 10 rebounds

Tiana Mangakahia (19p/11a), at Syracuse, 1/31/2021
 Alexis Jones (16/10) at Duke, 2/2/14
 Kylie Kornegay-Lucas (10a/11r), at Virginia, 1/26/20
 Emma Guy (11p/12r) & Taylor Soule (19p/12r), Boston College, 1/9/20
 Mary Raese (24p/10r), Mary Westerwelle (11p/10r) and Netra Mc-Grew (10p/10a), Idaho, 3/21/86 (@ Amarillo, Texas)
 Elizabeth Kitley (16p/20r) at Virginia Tech, 12/18/22
 See 30
 Wendy Scholtens (29/20) at Vanderbilt, 1/8/89
 Diamond Miller (31/12) Maryland, 12/1/22

TRIPLE-DOUBLES

Points, rebounds, assists
 Points, rebounds, steals

Liad Suez-Karni (14p/10r/10a), Villanova, 2/7/06
 Diana Vines (23p/11r/12s) at DePaul, 1/24/89

ASSISTS

Player had 10 assists
 Player had 15 assists
 Had 25 assists
 Had 30 assists
 Had fewer than 10 assists
 Had 5 or fewer assists

Tiana Mangakahia (11), at Syracuse, 1/31/2021
 Veronica Pettry (16) at Loyola-Chicago, 2/18/89
 25, Louisville, 1/30/20
 30 at Loyola-Chicago, 2/18/89
 6 vs Pitt, 2/9/23
 5 vs ETSU, 11/24/17 (@ Estero, Fla.)

BLOCKED SHOTS

Player blocked 5 shots
 Blocked 10 shots
 Blocked 15 shots
 Blocked 0 shots

Maria Gakdeng (6), Boston College, 1/1/23
 10, Boston College, 1/1/23
 16 at Connecticut, 1/27/07
 vs ASU, 11/26/22 (@Bimini, Bahamas)

STEALS

Player had 6 steals
 Player had 7 steals
 Player had 10 steals
 Had 15 steals
 Had 20 steals

See 7 or more
 Teisha Hyman, 7, Syracuse, 1/27/2022
 Alexis Jones at Duke, 2/2/14
 15, Miami, 12/29/22
 24, Georgetown, 1/29/00

TURNOVERS

Player committed 10 turnovers
 Committed 20 turnovers or more and won
 Committed 25 turnovers or more
 Committed 30 turnovers or more
 Committed 35 turnovers or more
 Committed 40 turnovers or more
 Committed 10 turnovers or fewer
 Committed 5 turnovers or fewer

Samantha Logic (11) at Iowa, 3/26/13
 21, at UConn, 12/5/2021
 29 at Clemson, 1/19/23
 31 vs. Valparaiso, 12/4/16
 35, Connecticut, 3/4/13
 46, Akron, 11/11/11
 10, vs Southern Utah, 3/17/23 (NCAA First Round @ South Bend, Ind.)
 5, Oregon, 3/26/18 (Spokane, Wash.)

MISCELLANEOUS


Led team in points/rebounds/assists
 Four-point play
 Hit "final minute" game-winning shot
 Played every minute
 Played more than 40 minutes
 Rallied from 10-point deficit to win
 Led ND by 10 or more at halftime
 Led ND by 15 or more at halftime
 Led ND by 25 or more points
 Led ND by 30 or more points

Celeste Taylor (14p/8r/5a) vs Duke, 2/5/23
 Deja Kelly (1:08, 4th quarter) vs UNC, 1/16/2022
 Raina Perez (14 seconds left), vs NC State, 3/26/2022 (Bridgeport, CT)
 Hailey Van Lith & Mykasa Robinson (45:00 - vs Louisville, 2/16/23)
 Hailey Van Lith & Mykasa Robinson (45:00 - vs Louisville, 2/16/23)
 vs NC State, 3/26/2022, Bridgeport, CT (ND led by 10, 36-26, 3:02 left in 2nd quarter. NC State won, 66-63)
 14 vs Louisville (29-15), 3/4/23 (@Greensboro, N.C.)
 16 vs Louisville (44-28), 2/28/2021
 29 at Clemson (74-45) at 5:27 in 4th Q, 12/20/2020
 34 vs Louisville (61-28) at 7:11 in 4th Q, 3/4/23 (@Greensboro, N.C.)

TV/RADIO ROSTER




#0 Jenna Brown
Gr. // G // 5-9
Atlanta, GA
The Lovett School/Stanford



#1 Dara Mabrey
Gr. // G // 5-7
Belmar, NJ
Manasquan/Virginia Tech




#4 Cassandre Prosper
Fr. // G // 6-2
Montreal, Quebec
Cairine Wilson Secondary
School



#5 Olivia Miles
So. // G // 5-10
Phillipsburg, NJ
Blair Academy



#11 Sonia Citron
So. // G // 6-1
Scarsdale, NY
The Ursuline School



#14 KK Bransford
Fr. // G // 5-11
Cincinnati, OH
Mount Notre Dame



#15 Natalija Marshall
Jr. // F // 6-4
Queens, NY
Christ the King



#20 Lauren Zwetzig
Jr. // G // 5-9
Fort Collins, CO
Fossil Ridge




#21 Maddy Westbeld
Jr. // F // 6-3
Kettering, Ohio
Fairmont



#22 Kylee Watson
Jr. // GF // 6-4
Linwood, NJ
Mainland/Oregon



#25 Sarah Cernugel
Jr. // G // 5-4
Westmont, IL
Hinsdale Central



#33 Lauren Ebo
Gr. // F // 6-4
Washington, D.C.
Riverdale Baptist/Texas



Niele Ivey
Karen & Kevin Keyes Head Coach
3rd Season as Head Coach
15th Overall Season at ND
20th as both player & coach



Carol Owens
Associate Head Coach
14th Season as Associate
23rd Season at Notre Dame



Michaela Mabrey
Assistant Coach
4th Season



Charel Allen
Assistant Coach
1st Season