



# NOTRE DAME

## WOMEN'S LACROSSE

**FIGHTING IRISH MEDIA**

Assistant Athletics Communications Director

|              |                 |
|--------------|-----------------|
| Nicole Kirk  | nleighty@nd.edu |
|              | 443-655-5165    |
| Robby Hamman | rhamman@nd.edu  |
|              | 574-808-9575    |

**GAME 9: VIRGINIA****GAME INFORMATION**

|         |  |   |
|---------|--|---|
| Game 9  | Saturday, March 25, 2023<br>12:00 p.m. ET  | Klodner Stadium<br>Charlottesville, Va. |
| Records | Notre Dame Fighting Irish<br>6-2 (3-1 ACC) | Virginia Cavaliers<br>7-2 (3-1 ACC)     |

**COUNTDOWN TO OPENING DRAW**

|      |   |
|------|---|
| 128  | Head coach <b>Christine Halfpenny</b> has earned 128 victories at Notre Dame and has helped the Irish earn NCAA Tournament appearances in nine of the last completed seasons. |
| 107  | The attacking trio of Kasey Choma (34), Madison Ahern (32), and Jackie Wolak (41) combined for 107 points so far this season.   |
| 100  | Kelly Denes looks to build on owning the draw circle after hitting a career milestone of 100 draw controls in a single season in the 2022 season.                             |
| 64.5 | Percentage of draw controls the Irish are winning, which is the best mark in the ACC this season. Kelly Denes leads the team with an average of 6.0 draw controls per game.   |
| 22   | Assists recorded by Jackie Wolak this season to lead the Irish and rank seventh in the country. Wolak has had multiple games of five assists this season.                     |
| 14   | Fourteen different players have scored at least one goal this season with 12 having found the back of the net multiple times  |
| 11   | The Irish enter the matchup ranked in eleventh in scoring offense (15.25 goals per game) and points per game (22.50)  |
| 8    | Ahern tied her career high for points in a game with eight off six goals and two assists in the win over Liberty.   |
| 8    | Choma established a career high in goals with eight, tied her career high in points, and tied the program record for most goals in a home game in the win over Virginia Tech. |
| 7.34 | Goals allowed per game by Lilly Callahan, leading the ACC and ranking third in the country. Callahan has a save percentage of .509, ranking ninth in the nation.              |
| 5    | The Irish defense has held six of its eight opponents to single digits this season.   |
| 3    | The Irish named three team captains for the 2023 campaign: <b>Hannah Dorney, Kasey Choma, and Madison Ahern.</b>  |
| 3    | Madison Ahern, Kasey Choma, and Jackie Wolak have been named to the watchlist for the 2023 Tewaaraton Award.  |

**2023 SCHEDULE**

| Date        | ND Rk | O p p | Opponent          | Location             | TV/Stream | Time/Score |
|-------------|-------|-------|-------------------|----------------------|-----------|------------|
| Feb. 10     | 16    | ---   | San Diego State   | Notre Dame, Ind.     | ACCNX     | W/ 18-2    |
| Feb. 16     | 14    | 5     | Northwestern      | Evanston, Ill.       | BIG+      | L/ 14-18   |
| Feb. 19     | 14    | --    | Central Michigan  | Notre Dame, Ind.     | ACCNX     | W/ 24-5    |
| Feb. 25     | 14    | --    | Clemson           | Notre Dame, Ind.     | ACCNX     | W/12-9     |
| March 4     | 13    | 11    | Duke              | Charlotte, N.C.      | ACCNX     | W/14-6     |
| March 11    | 12    | 2     | Syracuse          | Syracuse, N.Y.       | ACCN      | L/15-7     |
| March 16    | 12    | --    | Virginia Tech     | Notre Dame, Ind.     | ACCNX     | W/14-1     |
| March 19    | 12    | --    | Liberty           | Notre Dame, Ind.     | ACCNX     | W/19-8     |
| March 25    | 11    | 12    | Virginia          | Charlottesville, Va. | ACCN      | 12:00 pm   |
| March 27    |       |       | Brown             | Notre Dame, Ind.     | ACCNX     | 4:00 pm    |
| April 1     |       |       | North Carolina    | Notre Dame, Ind.     | ACCN      | 12:00 pm   |
| April 8     |       |       | Boston College    | Notre Dame, Ind.     | ESPNU     | 12:00 pm   |
| April 10    |       |       | Butler            | Indianapolis, Ind.   | --        | TBA        |
| April 14    |       |       | Pittsburgh        | Pittsburgh, Pa.      | ACCNX     | 5:00 pm    |
| April 16    |       |       | Robert Morris     | Pittsburgh, Pa.      | --        | 12:00 pm   |
| April 20    |       |       | Louisville        | Notre Dame, Ind.     | ACCNX     | 7:00 pm    |
| April 26-30 |       |       | ACC Championships | Charlotte, N.C.      | ACCN      | TBA        |

All times Eastern

Rankings: IWLCA/Inside Lacrosse (at time of game)

**NOTES****FOR STARTERS**

- The No. 11 Irish are back on the road to take on Virginia in an ACC ranked showdown.
- Live stats will be available for the contest as well as the game being aired on the ACC Network.
- The attacking trio of Choma, Ahern, and Wolak combine for 107 of the 180 Irish points.
- Ahern tied her career high for points in a game with eight off six goals and two assists, matching the mark she recorded in a win over Jacksonville during the 2022 season.
- Choma now has a team-high six hat tricks on the season.

**THE NOTRE DAME- VIRGINIA SERIES**

- The Irish and Cavaliers will be meeting for the 12th time on Saturday. The Irish hold the advantage in the series 8-3.
- In the last matchup, the Irish took the win at home, 12-10.
- Kelly Denes dominated on the draw with six draw controls for the Irish in the victory over the Cavaliers.
- Ahern also tallied a hat trick in the match up, while Choma registered two goals herself.

**IN THE POLLS**

- Notre Dame is ranked No. 11 in this week's ILWomen/IWLCA poll.
- Six other ACC programs are currently ranked in the top-25 according to the IL Women/

UND.COM

**UNIVERSITY INFORMATION**

|   |   |
|---|---|
| School                                    | University of Notre Dame                |
| Location                                  | Notre Dame, IN 46556                    |
| Founded                                   | 1842                                    |
| Enrollment                                | 8,624 (undergraduate), 12,614 (total)   |
| Nickname                                  | Fighting Irish                          |
| Colors                                    | Gold and Blue                           |
| Affiliation                               | NCAA Division I                         |
| Conference                                | Atlantic Coast Conference (ACC)         |
| President                                 | Rev. John I. Jenkins                    |
| Provost                                   | John T. McGreevy (since July 1 2022)    |
| NCAA Faculty Representative               | Patricia Bellia (Harvard '91)           |
| Athletics Director                        | Jack Swarbrick (Notre Dame '76)         |
| Sr. Assoc. Athletic Director/Sport Admin. | Katie Capps (Western Kentucky '02)      |
| Home Venues                               | Arlotta Stadium<br>Loftus Sports Center |

**STAFF INFORMATION**

|                                 |   |
|---------------------------------|---|
| Head Coach                      | Christine Halfpenny (Virginia Tech '99) |
| Record at Notre Dame            | 128-76, .627 (12th season)              |
| Record Overall                  | 171-120, .588 (17th season)             |
| Associate Head Coach            | Adam Sear (Maryland '10)                |
| Associate Head Coach            | Lauren Benner (Virginia '10)            |
| Volunteer Assistant             | Bridget Deehan (Notre Dame '20/'22)     |
| Director of Operations          | Allegra Lucia                           |
| Athletic Trainer                | Brad Kneibel                            |
| Strength and Conditioning Coach | Michelle Truncali                       |
| Communications                  | Nicole Kirk & Robby Hamman              |
| Communications Contact          | (443) 655-5165 / (574) 808-9575         |

**TEAM INFORMATION**

|                           |                             |
|---------------------------|-----------------------------|
| 2022 Overall Record       | 9-10                        |
| 2022 ACC Record           | 3-5                         |
| 2022 Postseason           | 1-2                         |
| All-Time Record           | 275-174 (.612)              |
| ACC Regular Season Record | 37-39 (.486)                |
| Returning Players         | 28                          |
| Players Lost              | 8                           |
| Newcomers                 | 10 (9 freshmen, 1 transfer) |
| NCAA Appearances          | 15 (Last: 2022)             |
| Best NCAA Finish          | Semifinalist (2006)         |
| First Varsity Season      | 1997                        |

IWLCA Preseason Poll, including #1 Syracuse, #3 North Carolina, #7 Boston College, #12 Virginia, #18 Duke, and #22 Clemson.

**BALANCED ATTACK**

- The Irish return 3 of the 4 top scorers from the 2022 season in Kasey Choma, Madison Ahern, Jackie Wolak.
- The top scorers were assisted by Kelly Denes who won 100 draw controls and tallied 14 goals of her own.
- Choma, Ahern, and Wolak lead the Irish in points combining for 107 points.
- Choma is currently ranked fourth in the ACC for goals per game (3.63)
- Wolak is ranked in the top ten in the ACC for points per game (5.13) and assists per game (2.75).
- Denes is ranked fifth in the ACC for draw controls per game tallying 6.00.
- Fourteen different players have scored at least one goal this season with 12 having found the back of the net multiple times.

**THREE HEADED MONSTER**

- The attacking trio of Choma, Ahern, and Wolak are combining for 107 points.
- Choma leads the Irish with 26 goals and four assists, Wolak has 18 goals and 17 assists, and Ahern has 17 goals and seven assists.
- Wolak leads the team in points with 41, while Choma has 34 and Ahern has 32.
- Choma now has tallied a team-high six hat tricks in the 2023 season and Wolak has tallied three.
- Choma, Ahern, and Wolak have all been named to the 2023 Tewaaraton Watchlist.
- Choma, Ahern and Wolak combined for 16 points in the win Virginia Tech (3/16).
- Wolak ranks in the top ten in the ACC and nationally for assists per game (2.75).
- Choma tallied a career high in goals (8) and tied her career high in points (8) in the Virginia Tech game, which tied the program record for goals in a home game.

**SMOTHERING DEFENSE**

- The Irish have held six of their eight opponents to single digits.
- Notre Dame has caused havoc on defense, averaging 11.12 caused turnovers per game, a mark that ranks seventh in the nation and first in the ACC.
- The Irish are holding opponents to just eight goals per game, the fifth best mark in the country.
- Notre Dame has held San Diego State (2), Duke (6) and Virginia Tech (1) to their season lows for goals in a game.
- Mary Kelly Doherty and Keelin Schlageter are both ranked in the top ten in the conference in caused turnovers per game.
- The Irish defense held Virginia Tech to its lowest goal total of the season and tied for its lowest in program history.
- The Irish held the ACC's top scoring offense to just nine goals.
- Notre Dame was the first team this season to hold the Tiger attack under a double-digit goal total in a game.
- Emma Schettig won ACC Defensive Player of the Week after helping the Notre Dame defense hold Duke to just six goals.

**CALLAHAN IN THE CREASE**

- Lilly Callahan ranks in the top 10 in the country in both goals-against average (3rd - 7.34) and save percentage (9th - .509)
- Callahan made her first double-digit save performance of her career, finishing with 15 saves against Northwestern. This also established a career high in saves for her.
- Lilly Callahan earned her first career win in her first career start while holding the San Diego State attack to just two goals.
- The two goals Callahan allowed marked the lowest scoring output in SDSU program history, which dates back to the 2012 season.
- The senior held Virginia Tech to one goal while making six stops. The one-goal performance tied the Hokies lowest scoring output in program history.

## NOTRE DAME'S RECORD IN 2023

|                       |     |
|-----------------------|-----|
| Home                  | 5-0 |
| Away                  | 0-2 |
| Neutral               | 1-0 |
| Indoors               | 4-2 |
| Outdoors              | 2-0 |
| vs. ACC               | 3-1 |
| vs. Top-10 Teams      | 0-2 |
| vs. Top-20 Teams      | 1-0 |
| Scoring First         | 5-1 |
| Opponent Scores First | 1-1 |
| Leading at Halftime   | 5-0 |
| Trailing at Halftime  | 1-2 |
| Tied at Halftime      | 0-0 |
| Overtime Games        | 0-0 |
| One-Goal Games        | 0-0 |
| Two-Goal Games        | 0-0 |
| Scoring 1-5 Goals     | 0-0 |
| Scoring 6-9 Goals     | 0-1 |
| Scoring 10-14 Goals   | 3-1 |
| Scoring 15+ Goals     | 3-0 |
| Allowing 0-5 Goals    | 3-0 |
| Allowing 6-9 Goals    | 3-0 |
| Allowing 10-14 Goals  | 0-0 |
| Allowing 15+ Goals    | 0-2 |
| In February           | 3-1 |
| In March              | 3-1 |
| In April              | 0-0 |
| In May                | 0-0 |
| Day Games             | 4-1 |
| Night Games           | 1-1 |



## DOMINATING THE DRAW

- Notre Dame currently ranks No. 3 in the country in draw control percentage (.645) and in the top 10 for draw controls per game 17.25.
- Kelley Denes leads the Irish in draws per game (6.00) and is the primary player used at the draw for the Irish. She ranks in the top 25 nationally for draw controls per game.
- The Irish have won the draw control battle in six of their eight games this season.
- The Irish draw control unit held the nations leader on the draw circle to only four draw controls in their matchup against Duke.
- The Irish currently have won the draw control battle on the season by a margin of 138-76.

## LEADERSHIP GROUP

- On Dec. 20, the Irish named three team captains for the 2023 campaign: Hannah Dorney, Kasey Choma, and Madison Ahern. Dorney is serving as a team captain for the second consecutive season.

## ALL-AMERICAN GIRLS

- Two Irish were named Inside Lacrosse Preseason All-Americans including Kasey Choma (First Team), Madison Ahern (HM).
- Ahern and Choma were also named Preseason All-Americans on February 3. Choma was named to the second team and Ahern to the third team.
- Kasey Choma was named to the USA Lacrosse Magazine Preseason All-American squad, and was also ranked among the top 20 lacrosse players recognized as the game's biggest difference makers checking in at #19.
- Choma and Ahern claimed silver for the USA Super Sixes team at the 2022 World Games.

## TEWAARATON WATCHLIST

- Kasey Choma and Madison Ahern were each named to the initial watch list for the 2023 Tewaaraton Award, the Tewaaraton Foundation announced on February 10.
- Choma has been named to the watch list for the third consecutive season and this is Ahern's second consecutive watchlist.

## ALL STAR STAFF

- Head Coach Christine Halfpenny announced the addition of Associate Head Coaches Adam Sear and Lauren Benner.
- Sear comes to Notre Dame from the University of Michigan. He spent five seasons with the Wolverines. He will assist in coordinating the offensive effort for the Irish.
- Benner joins the Irish after spending a season with Loyola. She will serve as the defensive coordinator and work extensively with the goalie unit.
- The Irish also welcome back Bridget Deehan as a volunteer assistant. Deehan graduated from Notre Dame as a two-time All-American goalkeeper.

## DAUGHTERS FOR DADS/COMMUNITY SERVICE

- Notre Dame Women's Lacrosse annually dedicates a portion of their season to raise awareness and funding for the Harper Cancer Research Institute (HCRI) through their Daughters for Dads (D4D) campaign.
- The program just finished its eighth annual D4D campaign and its fundraising efforts including a virtual 5K where they exceeded their fundraising goal.
- They are now heading into their ninth annual D4D campaign looking to raise \$10,000 for research at HCRI.

## NEWCOMERS

- The Irish welcome a 7-member freshman class as part of the 35-player roster, which includes two attackers, three midfielders, two goaltenders.
- Emma Murphy was named No. 5 in the IL Women Top 100 Freshman Power Rankings and Jaclyn Marszal was tabbed No. 42 in the IL Women Top 100 Freshman Power Rankings.



## 2023 NOTRE DAME FIGHTING IRISH

| No. | Name               | Position | Yr. | Ht.  | Hometown/High School                                  |
|-----|--------------------|----------|-----|------|---|
| 1   | Alison Harbaugh    | A        | JR  | 5-6  | Baltimore, Md./The Bryn Mawr School                   |
| 2   | Abigail Lyons      | D        | FR  | 5-5  | Carle Place, N.Y./Carle Place                         |
| 3   | Kasey Choma        | M        | SR  | 5-5  | Manorville, N.Y./Eastport South Manor                 |
| 4   | Kacie Mooney       | M        | JR  | 5-3  | Pittsford, N.Y./Pittsford Mendon                      |
| 5   | Ciara Mazzone      | M        | SO  | 5-9  | East Greenbush, N.Y./Columbia                         |
| 6   | Fran Frieri        | A        | FR  | 5-3  | Lockport, Ill./Lockport Township                      |
| 7   | Mary Kelly Doherty | M        | JR  | 5-10 | Summit, N.J./Oak Knoll                                |
| 8   | Ali McHugh         | M        | JR  | 5-0  | Newtown Square, Pa./Episcopal Academy                 |
| 10  | Madison Ahern      | A        | SR  | 5-8  | Cohasset, Mass./Notre Dame Academy                    |
| 11  | Marleigh Sanders   | A        | SO  | 5-9  | Milton, Ga./Milton High School                        |
| 12  | Emma Murphy        | A        | FR  | 5-6  | Midland, Mich./H.H. Dow                               |
| 13  | Julia Carr         | M        | SO  | 5-10 | Rockville, Md./Stone Ridge School of the Sacred Heart |
| 14  | Grace Weigand      | M        | SO  | 5-7  | Denver, Colo./Regis Jesuit High School                |
| 15  | Sophie Proctor     | D        | JR  | 5-6  | Wayne, Pa./Radnor HS                                  |
| 16  | Kristen Shanahan   | M        | JR  | 5-9  | Holbrook, N.Y./Sachem High School East                |
| 18  | Anna Kenney        | M        | FR  | 5-9  | Hingham, Mass./Thayer Academy                         |
| 19  | Aine Maseker       | D        | JR  | 5-7  | Madison, N.J./Oak Knoll School                        |
| 20  | Jane McAvoy        | A        | SR  | 5-6  | Potomac, Md./Georgetown Visitation Prep               |
| 21  | Ava Kristynik      | M/A      | SO  | 5-9  | Southlake, Tx./Liberty Christian School               |
| 22  | Hannah Dorney      | D        | GR  | 5-6  | Port Jefferson Station, N.Y./Comsewogue HS            |
| 23  | Jackie Wolak       | A        | SR  | 5-5  | Ridgewood, N.J./Ridgewood High School                 |
| 24  | Ellie Noto         | D        | FR  | 5-5  | Atherton, Calif./Sacred Heart Preparatory             |
| 25  | Alexa Piekarski    | D        | GR  | 5-5  | Dublin, OH/Dublin Coffman                             |
| 26  | Kayleigh Wolff     | D        | SR  | 5-5  | Maplewood, N.J./Oak Knoll School                      |
| 27  | Maeve Dwyer        | M        | FR  | 5-6  | Winnetka, Ill./Loyola Academy                         |
| 30  | Malie Follet       | G        | SO  | 5-6  | Fulton, N.Y./G. Ray Bodley High School                |
| 33  | Abby Maichin       | A        | JR  | 5-9  | Huntington, N.Y./Huntington High School               |
| 34  | Jaclyn Marszal     | A        | FR  | 5-8  | Catonsville, Md./Glenelg Country School               |
| 35  | Lilly Callahan     | G        | JR  | 6-0  | Needham, Mass./Needham HS                             |
| 36  | Kyle Kirby         | A        | JR  | 5-5  | Westport, Conn./Staples HS                            |
| 37  | Emma Schettig      | D        | SR  | 5-9  | Woodbine, Md./McDonogh School                         |
| 41  | Franny O'Brien     | M        | FR  | 5-7  | Bedford Corners, N.Y./Sacred Heart Greenwich          |
| 42  | Isabel Pithie      | G        | SO  | 5-6  | Norwell, Mass./Norwell HS                             |
| 43  | Avery Gawronski    | G        | FR  | 5-5  | Mullica Hill, N.J./Clearview Regional                 |
| 44  | Keelin Schlageter  | M        | JR  | 5-9  | Maplewood, N.J./Oak Knoll School                      |
| 47  | Olivia Derrico     | D        | SR  | 5-7  | Ridgewood, N.J./Ridgewood High School                 |
| 55  | Kelly Denes        | M        | JR  | 5-10 | Jupiter, Fla./Cardinal Newman HS                      |

## COACHING STAFF

|                                 |   |
|---------------------------------|---|
| Head Coach                      | Christine Halfpenny (Virginia Tech '99) |
| Associate Head Coach            | Adam Sear (Maryland '10)                |
| Associate Head Coach            | Lauren Benner (Virginia '10)            |
| Volunteer Assistant             | Bridget Deehan (Notre Dame '20/'22)     |
| Athletic Trainer                | Brad Kneibel                            |
| Strength and Conditioning Coach | Michelle Truncali                       |

## PRONUNCIATION GUIDE

|                        |                  |
|------------------------|------------------|
| Madison Ahern          | uh-her-n         |
| Kasey Choma            | CHOH-muh         |
| Kelly Denes            | dennis           |
| Olivia Derrico         | dare-ick-oh      |
| Abby Maichin           | may-chin         |
| Aine Maseker           | ON-yuh, massacre |
| Ava Kristynik          | krist-in-ick     |
| Grace Weigand          | why-gan          |
| Malie "May May" Follet | fo-let           |
| Fran Frieri            | fee-air-ee       |
| Avery Gawronski        | guh-ron-ski      |
| Alexa Piekarski        | pie-car-ski      |



## TEAM SUPERLATIVES

| Team Records at Home                |  |
|-------------------------------------|--|
| Most points in a home game          | 37, vs. Central Michigan, 2/19/23 (24 G, 13 A) |
| Most goals in a home game           | 27, vs. Detroit Mercy, 4/5/22                  |
| Most assists in a home game         | 16, vs. California, 2/28/16                    |
| Most shots in a home game           | 50, vs. Detroit Mercy, 2/11/17                 |
| Most ground balls in a home game    | 38, vs. Columbia, 4/22/00                      |
| Most draw controls in a home game   | 24, vs. Central Michigan, 2/19/23              |
| Fewest goals allowed in a home game | 0, vs. Kent State, 2/24/19                     |
|                                     | 0, vs. Villanova, 4/9/10                       |
| Team Records on the Road            |  |
| Most points in a road game          | 36, at Ohio State, 2/22/19 (19 G, 17 A)        |
| Most goals in a road game           | 24, at Kennesaw State, 4/2/17                  |
| Most assists in a road game         | 17, at Ohio State, 2/22/19                     |
| Most shots in a road game           | 49, at Duquesne, 2/14/09                       |
| Most ground balls in a road game    | 38, vs. Yale (Durham, NC), 4/15/00             |
|                                     | 38, at California, 2/11/11                     |
| Most draw controls in a road game   | 23, at Ohio State, 2/22/19                     |
| Fewest goals allowed in a road game | 1, at Loyola (MD), 3/25/07                     |
| Team Season Records                 |  |
| Most points in a season             | 471, 2009                                      |
| Most goals in a season              | 321, 2009                                      |
| Most assists in a season            | 150, 2009                                      |
| Most shots in a season              | 700, 2009                                      |
| Most ground balls in a season       | 516, 2002                                      |
| Most draw controls in a season      | 307, 2009                                      |
| Fewest goals allowed in a season    | 113, 1997                                      |
| Largest margin of victory           |  |
|                                     | 27, vs. Kent State, 2/24/19                    |
|                                     | 24, vs. Cincinnati, 2/12/14                    |

## INDIVIDUAL SUPERLATIVES

| Individual Records at Home      |  |
|---------------------------------|--|
| Most points in a home game      | 12, Jillian Byers, 4/18/09 (7 G, 5 A, 12 P)                                      |
| Most goals in a home game       | 8, Courtney Fortunato, 3/14/15, vs. VT<br><b>8, Kasey Choma, 3/16/23, vs. VT</b> |
| Most assists in a home game     | 6, 3x, M. Tamasitis, 4/28/12, vs. Cincinnati                                     |
|                                 | 6, Gina Scioscia, 3/17/09, vs. Rutgers   |
| Most saves in a home game       | 20, Tara Durkin, 4/2/00, vs. Vanderbilt  |
| Individual Records on the Road  |  |
| Most points in a road game      | 12, <b>Maddie Howe</b> , 2/22/19, at Ohio State (6 G, 6 A, 12 P)                 |
| Most goals in a road game       | 9, Crysti Foote, 2/24/06, at California  |
| Most assists in a road game     | 8, M. Tamasitis, 4/14/12, at Connecticut   |
| Most saves in a road game       | 22, Carol Dixon, 4/9/06, at Duke   |
| Individual Records              |  |
| Most points in a game           | 12, <b>Maddie Howe</b> , 2/22/19, at Ohio State (6 G, 6 A, 12 P)                 |
|                                 | 12, Jillian Byers, 4/18/09 (7 G, 5 A, 12 P)                                      |
| Most points in a half           | 9, Jillian Byers, 1st half, 4/18/09 (5 G, 4 A, 9 P)                              |
| Most goals in a game            | 9, Crysti Foote, 2/24/06, at California  |
| Most goals in a half            | 6, C. Fortunato, 1st half, 4/6/17, vs. Kennesaw St.                              |
|                                 | 6, 2x, Danielle Shearer, 1st half, 4/27/03, vs. Rutgers                          |
|                                 | 6, Courtney Calabrese, 1st half, 4/19/98, vs. Gannon                             |
| Most assists in a game          | 8, M. Tamasitis, 4/14/12, at Connecticut   |
| Most assists in a half          | 5, 2x, M. Tamasitis, first half, 4/28/12, vs. Cincinnati                         |
| Most saves in a game            | 22, Carol Dixon, 4/9/06, at Duke   |
| Most ground balls in a game     | 10, Holly Manthei, 4/25/98, vs. Harvard  |
| Most draw controls in a game    | 16, Andie Aldave, 2/22/19, at Ohio State   |
| Most caused turnovers in a game | 7, 2x, Barbara Sullivan, 3/13/16   |
|                                 | 7, Shaylyn Blaney, 4/17/10   |
| Fastest goal/first half         | :06, Cara Buchanan, at Davidson, 3/31/97   |
| Fastest goal/second half        | :12, Kerry Callahan, at Fairfield, 3/11/97                                       |



## 2023 COMBINED STATISTICS

**2023 Notre Dame Women's Lacrosse**  
**Notre Dame Combined Team Statistics**  
**All games (as of Mar 19, 2023)**

| <b>RECORD:</b> | <b>OVERALL</b> | <b>HOME</b> | <b>AWAY</b> | <b>NEUTRAL</b> |
|----------------|----------------|-------------|-------------|----------------|
| ALL GAMES      | 6-2            | 5-0         | 0-2         | 1-0            |
| CONFERENCE     | 3-1            | 2-0         | 0-1         | 1-0            |
| NON-CONFERENCE | 3-1            | 3-0         | 0-1         | 0-0            |

| <b>Date</b> | <b>Opponent</b>    |   | <b>Score</b> | <b>Att.</b> |
|-------------|--------------------|---|--------------|-------------|
| Feb 10      | SAN DIEGO STATE    | w | 18-2         | 291         |
| Feb 16      | at #5 Northwestern | L | 14-18        | 840         |
| Feb 19      | CMU                | w | 24-5         | 148         |
| * Feb 25    | CLEMSON            | w | 12-9         | 398         |
| * Mar. 4    | vs #11 Duke        | w | 14-6         | 0           |
| * Mar 11    | at #2 Syracuse     | L | 7-15         | 2197        |
| * Mar 16    | VIRGINIA TECH      | w | 14-1         | 138         |
| Mar 19      | LIBERTY            | w | 19-8         | 183         |

| <b>TEAM STATISTICS</b>       | <b>ND</b> | <b>OPP</b> |
|------------------------------|-----------|------------|
| <b>SHOT STATISTICS</b>       |           |            |
| Goals-Shot attempts          | 122-278   | 64-162     |
| Goals scored per game        | 15.25     | 8.00       |
| Shot pct.                    | .439      | .395       |
| Shots on goal-Attempts       | 213-278   | 124-162    |
| SOG pct.                     | .766      | .765       |
| Shots/Game                   | 34.8      | 20.2       |
| Assists                      | 58        | 34         |
| Free position Made-Att       | 19-40     | 18-40      |
| Free position pct.           | .475      | .450       |
| <b>MAN-UP OPPORTUNITIES</b>  |           |            |
| Goals-Opportunities          | 14-0      | 8-0        |
| Conversion Percent           | .000      | .000       |
| <b>GOAL BREAKDOWN</b>        |           |            |
| Total Goals                  | 122       | 64         |
| Man-up                       | 14        | 8          |
| Man-down                     | 2         | 2          |
| Free-position                | 19        | 18         |
| Unassisted                   | 64        | 30         |
| Overtime                     | 0         | 0          |
| Goals scored average         | 15.25     | 8.00       |
| <b>GROUND BALLS</b>          | 129       | 105        |
| <b>DRAW CONTROLS</b>         | 138       | 76         |
| <b>TURNOVERS</b>             | 107       | 133        |
| <b>CAUSED TURNOVERS</b>      | 86        | 68         |
| <b>CLEARs</b>                | 120-136   | 116-152    |
| Clear Pct.                   | .882      | .763       |
| <b>PENALTIES</b>             |           |            |
| Number                       | 0         | 0          |
| Minutes                      | 0:00      | 0:00       |
| <b>SHOT CLOCK VIOLATIONS</b> | 1         | 1          |
| <b>ATTENDANCE</b>            |           |            |
| Total                        | 1158      | 3037       |
| Dates/Avg Per Date           | 5/232     | 2/1518     |
| Neutral Site #/Avg           | 1/0       |            |

| <b>##</b>        | <b>PLAYER</b>     | <b>GP</b> | <b>G</b> | <b>A</b> | <b>Pts</b> | <b>Sh</b> | <b>Up</b> | <b>Dn</b> | <b>GB</b> | <b>DC</b> | <b>TO</b> | <b>CT</b> |
|------------------|-------------------|-----------|----------|----------|------------|-----------|-----------|-----------|-----------|-----------|-----------|-----------|
| 23               | Jackie Wolak      | 8         | 19       | 22       | 41         | 39        | 1         | 0         | 5         | 0         | 10        | 3         |
| 3                | Kasey Choma       | 8         | 29       | 5        | 34         | 58        | 5         | 1         | 11        | 1         | 11        | 7         |
| 10               | Madison Ahern     | 8         | 23       | 9        | 32         | 48        | 2         | 1         | 6         | 1         | 14        | 7         |
| 7                | Mary Kelly Dohert | 8         | 9        | 2        | 11         | 28        | 0         | 0         | 17        | 37        | 10        | 14        |
| 55               | Kelly Denes       | 8         | 6        | 5        | 11         | 15        | 1         | 0         | 10        | 48        | 7         | 4         |
| 16               | Kristen Shanahan  | 8         | 8        | 1        | 9          | 20        | 2         | 0         | 3         | 1         | 7         | 0         |
| 20               | Jane McAvoy       | 8         | 5        | 4        | 9          | 14        | 0         | 0         | 4         | 0         | 4         | 1         |
| 33               | Abby Maichin      | 8         | 7        | 1        | 8          | 16        | 2         | 0         | 2         | 0         | 2         | 0         |
| 18               | Anna Kenney       | 4         | 5        | 0        | 5          | 6         | 0         | 0         | 1         | 2         | 1         | 0         |
| 22               | Hannah Dorney     | 8         | 4        | 1        | 5          | 15        | 0         | 0         | 16        | 2         | 3         | 9         |
| 8                | Alexandra McHugh  | 8         | 3        | 2        | 5          | 3         | 0         | 0         | 5         | 14        | 3         | 4         |
| 11               | Marleigh Sanders  | 8         | 1        | 3        | 4          | 1         | 1         | 0         | 1         | 0         | 5         | 0         |
| 44               | Keelin Schlageter | 8         | 2        | 0        | 2          | 8         | 0         | 0         | 7         | 0         | 5         | 10        |
| 41               | Franny O'Brien    | 3         | 1        | 0        | 1          | 1         | 0         | 0         | 1         | 0         | 1         | 1         |
| 21               | Ava Kristynik     | 2         | 0        | 1        | 1          | 1         | 0         | 0         | 0         | 0         | 0         | 0         |
| 13               | Julia Carr        | 8         | 0        | 1        | 1          | 0         | 0         | 0         | 4         | 3         | 4         | 8         |
| 1                | Alison Harbaugh   | 3         | 0        | 1        | 1          | 0         | 0         | 0         | 0         | 0         | 1         | 0         |
| 12               | Emma Murphy       | 4         | 0        | 0        | 0          | 3         | 0         | 0         | 0         | 0         | 1         | 0         |
| 34               | Jaclyn Marszal    | 3         | 0        | 0        | 0          | 1         | 0         | 0         | 0         | 0         | 2         | 0         |
| 6                | Fran Frieri       | 2         | 0        | 0        | 0          | 1         | 0         | 0         | 0         | 0         | 2         | 1         |
| 47               | Olivia Derrico    | 2         | 0        | 0        | 0          | 0         | 0         | 0         | 0         | 0         | 0         | 0         |
| 37               | Emma Schettig     | 6         | 0        | 0        | 0          | 0         | 0         | 0         | 13        | 21        | 5         | 7         |
| 35               | Lilly Callahan    | 8         | 0        | 0        | 0          | 0         | 0         | 0         | 10        | 0         | 0         | 1         |
| 30               | Malie Follet      | 3         | 0        | 0        | 0          | 0         | 0         | 0         | 0         | 0         | 0         | 0         |
| 27               | Maeve Dwyer       | 1         | 0        | 0        | 0          | 0         | 0         | 0         | 0         | 0         | 0         | 0         |
| 26               | Kayleigh Wolff    | 3         | 0        | 0        | 0          | 0         | 0         | 0         | 1         | 0         | 0         | 0         |
| 25               | Alexa Piekarski   | 2         | 0        | 0        | 0          | 0         | 0         | 0         | 0         | 0         | 0         | 0         |
| 24               | Ellie Noto        | 2         | 0        | 0        | 0          | 0         | 0         | 0         | 0         | 0         | 0         | 0         |
| 19               | Aine Maseker      | 8         | 0        | 0        | 0          | 0         | 0         | 0         | 1         | 0         | 1         | 0         |
| 15               | Sophie Proctor    | 3         | 0        | 0        | 0          | 0         | 0         | 0         | 2         | 0         | 0         | 2         |
| 14               | Grace Weigand     | 8         | 0        | 0        | 0          | 0         | 0         | 0         | 7         | 1         | 5         | 7         |
| 4                | Kacie Mooney      | 4         | 0        | 0        | 0          | 0         | 0         | 0         | 0         | 0         | 0         | 0         |
| 2                | Abigail Lyons     | 6         | 0        | 0        | 0          | 0         | 0         | 0         | 2         | 0         | 0         | 0         |
| <b>Total</b>     |                   | 8         | 122      | 58       | 180        | 278       | 14        | 2         | 129       | 138       | 107       | 86        |
| <b>Opponents</b> |                   | 8         | 64       | 34       | 98         | 162       | 8         | 2         | 105       | 76        | 133       | 68        |

| <b>##</b>        | <b>Goalie</b>  | <b>GP</b> | <b>Min.</b> | <b>GA</b> | <b>GAAvg</b> | <b>Save</b> | <b>Pct</b> | <b>W-L-T</b> |
|------------------|----------------|-----------|-------------|-----------|--------------|-------------|------------|--------------|
| 35               | Lilly Callahan | 8         | 441:36      | 54        | 7.34         | 57          | .514       | 6-2-0        |
| 30               | Malie Follet   | 3         | 38:24       | 10        | 15.62        | 3           | .231       | 0-0-0        |
| <b>Total</b>     |                | 8         | 480:00      | 64        | 8.00         | 60          | .484       | 6-2-0        |
| <b>Opponents</b> |                | 8         | 480:00      | 122       | 15.25        | 91          | .427       | 2-6-0        |

| <b>Goals by Period</b> | <b>1st</b> | <b>2nd</b> | <b>3rd</b> | <b>4th</b> | <b>Total</b> |
|------------------------|------------|------------|------------|------------|--------------|
| Notre Dame             | 42         | 27         | 30         | 23         | 122          |
| Opponents              | 18         | 15         | 13         | 18         | 64           |

| <b>Saves by Period</b> | <b>1st</b> | <b>2nd</b> | <b>3rd</b> | <b>4th</b> | <b>Total</b> |
|------------------------|------------|------------|------------|------------|--------------|
| Notre Dame             | 12         | 22         | 13         | 13         | 60           |
| Opponents              | 26         | 20         | 19         | 26         | 91           |

| <b>Shots by Period</b> | <b>1st</b> | <b>2nd</b> | <b>3rd</b> | <b>4th</b> | <b>Total</b> |
|------------------------|------------|------------|------------|------------|--------------|
| Notre Dame             | 92         | 66         | 61         | 59         | 278          |
| Opponents              | 41         | 39         | 34         | 48         | 162          |

| <b>Shots on Goal</b> | <b>1st</b> | <b>2nd</b> | <b>3rd</b> | <b>4th</b> | <b>Total</b> |
|----------------------|------------|------------|------------|------------|--------------|
| Notre Dame           | 68         | 47         | 49         | 49         | 213          |
| Opponents            | 30         | 37         | 26         | 31         | 124          |



# NOTRE DAME IN 2023 NCAA STATISTICAL TEAM RANKINGS

## NCAA Statistics

### Notre Dame - 2022-23 Women's Lacrosse Ranking Summary thru games 03/20/2023

| Statistic                              | National Rank | Conference Rank | Value | National Leader                       | Value                   | Conference Leader | Value |
|--|---------------|-----------------|-------|---------------------------------------|-------------------------|-------------------|-------|
| Assists Per Game (0 ranked)            |               |                 |       |                                       |                         |                   |       |
| Assists Per Game (120 ranked)          | 13            | 4               | 7.25  | Syracuse                              | 9.56                    | Syracuse          | 9.56  |
| Caused Turnovers Per Game (120 ranked) | 7             | 1               | 11.12 | Denver                                | 12.44                   | Notre Dame        | 11.12 |
| Clearing Percentage (120 ranked)       | 37            | 7               | 0.882 | North Carolina                        | 0.953                   | North Carolina    | 0.953 |
| Draw Control Percentage (120 ranked)   | 3             | 1               | 0.645 | Loyola Maryland                       | 0.692                   | Notre Dame        | 0.645 |
| Draw Controls Per Game (120 ranked)    | 7             | 2               | 17.25 | Marquette                             | 19.88                   | Virginia          | 17.89 |
| Face-Off Win Percentage (2 ranked)     |               |                 |       | UC Davis                              | 0.727                   |                   |       |
| Fouls Per Game (120 ranked)            | 114           | 9               | 27.12 | Jacksonville                          | 4.00                    | Boston College    | 12.67 |
| Free Position Percentage (120 ranked)  | 36            | 5               | 0.475 | Vermont                               | 0.633                   | Clemson           | 0.560 |
| Ground Balls Per Game (120 ranked)     | 56            | 2               | 16.12 | High Point                            | 22.67                   | Syracuse          | 16.56 |
| Points Per Game (120 ranked)           | 11            | 4               | 22.50 | Marquette                             | 26.50                   | Syracuse          | 25.89 |
| Red Cards (1 ranked)                   |               |                 |       | Old Dominion<br>Rutgers               | 1<br>1                  |                   |       |
| Saves Percentage (120 ranked)          | 21            | 4               | 0.480 | Saint Francis (PA)                    | 0.571                   | Clemson           | 0.549 |
| Scoring Defense (120 ranked)           | 5             | 3               | 8.00  | Denver                                | 5.89                    | Clemson           | 6.73  |
| Scoring Margin (59 ranked)             | 6             | 3               | 7.25  | Clemson                               | 10.00                   | Clemson           | 10.00 |
| Scoring Offense (120 ranked)           | 11            | 4               | 15.25 | Marquette                             | 18.00                   | Clemson           | 16.73 |
| Shot Percentage (120 ranked)           | 40            | 7               | 0.439 | Syracuse                              | 0.535                   | Syracuse          | 0.535 |
| Shots Per Game (120 ranked)            | 5             | 2               | 34.75 | Marquette                             | 40.50                   | Virginia          | 36.44 |
| Shots on Goal Per Game (120 ranked)    | 3             | 1               | 26.75 | Marquette                             | 29.12                   | Notre Dame        | 26.75 |
| Turnovers Per Game (120 ranked)        | 25            | 5               | 13.38 | North Carolina                        | 9.75                    | North Carolina    | 9.75  |
| Win Percentage (119 ranked)            | 18            | 4               | 0.750 | Army West Point<br>Denver<br>Syracuse | 1.000<br>1.000<br>1.000 | Syracuse          | 1.000 |
| Yellow Cards (118 ranked)              | 50            | 7               | 17    | Old Dominion                          | 38                      | Clemson           | 25    |

# NOTRE DAME IN 2023 NCAA INDIVIDUAL RANKINGS

| Statistic                                 | Player   | National Rank    | Conference Rank | Value                   | National Leader                                  | Value          | Conference Leader                              | Value        |
|---|--|------------------|-----------------|-------------------------|--|----------------|--|--------------|
| Assists (131 ranked)                      | Jackie Wolak<br>Madison Ahern                            | 7<br>103         | 5<br>14         | 22<br>9                 | Ava Yovino, Navy                                 | 36             | Morgan Schwab, Virginia<br>Emma Ward, Syracuse | 26<br>26     |
| Assists Per Game (129 ranked)             | Jackie Wolak<br>Madison Ahern                            | 8<br>114         | 5<br>13         | 2.75<br>1.12            | Ava Yovino, Navy                                 | 4.00           | Morgan Schwab, Virginia<br>Emma Ward, Syracuse | 2.89<br>2.89 |
| Caused Turnovers Per Game (148 ranked)    | Mary Kelly Doherty<br>Keelin Schlageter<br>Emma Schettig | 37<br>61<br>140  | 3<br>8<br>14    | 1.75<br>1.50<br>1.17    | Meghan Ball, Rutgers                             | 4.00           | Sydney Scales, Boston College                  | 2.22         |
| Draw Controls Per Game (146 ranked)       | Kelly Denes<br>Mary Kelly Doherty<br>Emma Schettig       | 23<br>56<br>97   | 5<br>11<br>13   | 6.00<br>4.62<br>3.50    | Maddie Jenner, Duke                              | 10.78          | Maddie Jenner, Duke                            | 10.78        |
| Face-Off Win Percentage (5 ranked)        |  |                  |                 |                         | Grace Gebhardt, UC Davis                         | 1.000          |  |              |
| Free Position Goals Per Game (136 ranked) | Madison Ahern<br>Kasey Choma                             | 11<br>92         | 3<br>9          | 1.00<br>0.62            | Jill Smith, Michigan                             | 1.60           | Katie DeSimone, Duke                           | 1.22         |
| Free Position Percentage (149 ranked)     | Madison Ahern<br>Kasey Choma                             | 16<br>42         | 1<br>3          | 0.667<br>0.556          | Katie Castiello, Cornell<br>Lola Mancuso, Xavier | 0.889<br>0.889 | Madison Ahern, Notre Dame                      | 0.667        |
| Goals (134 ranked)                        | Kasey Choma<br>Madison Ahern<br>Jackie Wolak             | 17<br>55<br>111  | 8<br>12<br>18   | 29<br>23<br>19          | Izzy Scane, Northwestern                         | 46             | Ashlyn McGovern, Virginia                      | 36           |
| Goals Per Game (140 ranked)               | Kasey Choma<br>Madison Ahern<br>Jackie Wolak             | 13<br>47<br>116  | 4<br>8<br>15    | 3.62<br>2.88<br>2.38    | Izzy Scane, Northwestern                         | 6.57           | Ashlyn McGovern, Virginia                      | 4.00         |
| Goals-Against Average (102 ranked)        | Lilly Callahan   | 3                | 1               | 7.34                    | Emelia Bohi, Denver                              | 5.71           | Lilly Callahan, Notre Dame                     | 7.34         |
| Ground Balls Per Game (150 ranked)        | Emma Schettig<br>Mary Kelly Doherty<br>Hannah Dorney     | 90<br>100<br>114 | 6<br>7<br>8     | 2.17<br>2.12<br>2.00    | Sidney Heimann, Stetson                          | 4.43           | Delaney Sweitzer, Syracuse                     | 3.89         |
| Points (139 ranked)                       | Jackie Wolak<br>Kasey Choma<br>Madison Ahern             | 14<br>45<br>59   | 3<br>15<br>17   | 41<br>34<br>32          | Ava Yovino, Navy                                 | 57             | Meaghan Tyrrell, Syracuse                      | 49           |
| Points Per Game (144 ranked)              | Jackie Wolak<br>Kasey Choma<br>Madison Ahern             | 11<br>38<br>50   | 3<br>8<br>11    | 5.12<br>4.25<br>4.00    | Izzy Scane, Northwestern                         | 7.71           | Meaghan Tyrrell, Syracuse                      | 5.44         |
| Save Percentage (102 ranked)              | Lilly Callahan   | 9                | 4               | 0.509                   | Elyssa Enrique, Saint Francis (PA)               | 0.591          | Delaney Sweitzer, Syracuse                     | 0.552        |
| Saves (150 ranked)                        | Lilly Callahan   | 70               | 7               | 56                      | Sam Horan, San Diego St.                         | 117            | Hannah Van Middeltem, Pittsburgh               | 81           |
| Saves Per Game (102 ranked)               | Lilly Callahan   | 73               | 6               | 7.00                    | Elyssa Enrique, Saint Francis (PA)               | 13.50          | Alecia Nicholas, North Carolina                | 9.25         |
| Shot Percentage (150 ranked)              | Kasey Choma<br>Jackie Wolak<br>Madison Ahern             | 94<br>123<br>135 | 10<br>14<br>16  | 0.500<br>0.487<br>0.479 | Allie Boyce, Bucknell                            | 0.731          | Megan Carney, Syracuse                         | 0.642        |
| Shots Per Game (143 ranked)               | Kasey Choma<br>Madison Ahern<br>Jackie Wolak             | 23<br>64<br>143  | 4<br>7<br>17    | 7.25<br>6.00<br>4.88    | Izzy Scane, Northwestern                         | 12.14          | Rachel Clark, Virginia                         | 8.56         |
| Shots on Goal Per Game (149 ranked)       | Kasey Choma<br>Madison Ahern<br>Jackie Wolak             | 30<br>31<br>135  | 4<br>5<br>16    | 5.25<br>5.12<br>3.75    | Izzy Scane, Northwestern                         | 8.86           | Rachel Clark, Virginia                         | 5.89         |



## CAREER STATISTICS

## Individual Career History

## Madison Ahern

| Season | GP | G   | A  | Pts | Shots | Shot% | SOG | SOG% | UP | DN | GB | DC | TO | CT | Pen-Min |
|--------|----|-----|----|-----|-------|-------|-----|------|----|----|----|----|----|----|---------|
| 2020   | 7  | 16  | 11 | 27  | 29    | .552  | 23  | .793 | 2  | 0  | 3  | 0  | 14 | 3  | 0-0.0   |
| 2021   | 17 | 32  | 17 | 49  | 69    | .464  | 49  | .710 | 2  | 0  | 13 | 0  | 27 | 5  | 0-0.0   |
| 2022   | 19 | 57  | 20 | 77  | 120   | .475  | 90  | .750 | 6  | 2  | 14 | 2  | 25 | 12 | 0-0.0   |
| 2023   | 8  | 23  | 9  | 32  | 48    | .479  | 40  | .833 | 2  | 1  | 6  | 1  | 14 | 7  | 0-0.0   |
| TOTAL  | 51 | 128 | 57 | 185 | 266   | .481  | 202 | .759 | 12 | 3  | 36 | 3  | 80 | 27 | 0-0.0   |

## Lilly Callahan

| Season | GP | G | A | Pts | Shots | Shot% | SOG | SOG% | UP | DN | GB | DC | TO | CT | Pen-Min |
|--------|----|---|---|-----|-------|-------|-----|------|----|----|----|----|----|----|---------|
| 2021   | 5  | 0 | 0 | 0   | -     | -     | -   | -    | 0  | 0  | 0  | 0  | 0  | 0  | 0-0.0   |
| 2022   | 9  | 0 | 0 | 0   | -     | -     | -   | -    | 0  | 0  | 2  | 0  | 1  | 0  | 0-0.0   |
| 2023   | 8  | 0 | 0 | 0   | -     | -     | -   | -    | 0  | 0  | 10 | 0  | 0  | 1  | 0-0.0   |
| TOTAL  | 22 | 0 | 0 | 0   | -     | -     | -   | -    | 0  | 0  | 12 | 0  | 1  | 1  | 0-0.0   |

| Goalie | GP | Minutes | GA | GAAvg | Saves | Save% | W | L | T | Sho |
|--------|----|---------|----|-------|-------|-------|---|---|---|-----|
| 2021   | 5  | 51:03   | 4  | 4.70  | 4     | .500  | 0 | 0 | 0 | 0   |
| 2022   | 9  | 64:35   | 10 | 9.29  | 17    | .630  | 0 | 0 | 0 | 0   |
| 2023   | 8  | 441:36  | 54 | 7.34  | 57    | .514  | 6 | 2 | 0 | 0   |
| TOTAL  | 22 | 557:14  | 68 | 7.32  | 78    | .534  | 6 | 2 | 0 | 0   |

## Julia Carr

| Season | GP | G | A | Pts | Shots | Shot% | SOG | SOG% | UP | DN | GB | DC | TO | CT | Pen-Min |
|--------|----|---|---|-----|-------|-------|-----|------|----|----|----|----|----|----|---------|
| 2022   | 6  | 0 | 0 | 0   | -     | -     | -   | -    | 0  | 0  | 0  | 0  | 0  | 1  | 0-0.0   |
| 2023   | 8  | 0 | 1 | 1   | -     | -     | -   | -    | 0  | 0  | 4  | 3  | 4  | 8  | 0-0.0   |
| TOTAL  | 14 | 0 | 1 | 1   | -     | -     | -   | -    | 0  | 0  | 4  | 3  | 4  | 9  | 0-0.0   |

## Kasey Choma

| Season | GP | G   | A  | Pts | Shots | Shot% | SOG | SOG% | UP | DN | GB | DC | TO | CT | Pen-Min |
|--------|----|-----|----|-----|-------|-------|-----|------|----|----|----|----|----|----|---------|
| 2020   | 7  | 22  | 1  | 23  | 33    | .667  | 30  | .909 | 2  | 0  | 4  | 12 | 5  | 8  | 0-0.0   |
| 2021   | 18 | 45  | 5  | 50  | 98    | .459  | 73  | .745 | 3  | 0  | 18 | 17 | 13 | 8  | 0-0.0   |
| 2022   | 19 | 59  | 8  | 67  | 111   | .532  | 88  | .793 | 4  | 0  | 24 | 28 | 20 | 14 | 0-0.0   |
| 2023   | 8  | 29  | 5  | 34  | 58    | .500  | 42  | .724 | 5  | 1  | 11 | 1  | 11 | 7  | 0-0.0   |
| TOTAL  | 52 | 155 | 19 | 174 | 300   | .517  | 233 | .777 | 14 | 1  | 57 | 58 | 49 | 37 | 0-0.0   |

## Kelly Denes

| Season | GP | G  | A | Pts | Shots | Shot% | SOG | SOG% | UP | DN | GB | DC  | TO | CT | Pen-Min |
|--------|----|----|---|-----|-------|-------|-----|------|----|----|----|-----|----|----|---------|
| 2021   | 8  | 2  | 1 | 3   | 7     | .286  | 4   | .571 | 2  | 0  | 3  | 4   | 4  | 2  | 0-0.0   |
| 2022   | 19 | 14 | 1 | 15  | 37    | .378  | 26  | .703 | 2  | 1  | 19 | 100 | 6  | 7  | 0-0.0   |
| 2023   | 8  | 6  | 5 | 11  | 15    | .400  | 10  | .667 | 1  | 0  | 10 | 48  | 7  | 4  | 0-0.0   |
| TOTAL  | 35 | 22 | 7 | 29  | 59    | .373  | 40  | .678 | 5  | 1  | 32 | 152 | 17 | 13 | 0-0.0   |

## Olivia Derrico

| Season | GP | G | A | Pts | Shots | Shot% | SOG | SOG% | UP | DN | GB | DC | TO | CT | Pen-Min |
|--------|----|---|---|-----|-------|-------|-----|------|----|----|----|----|----|----|---------|
| 2022   | 4  | 0 | 0 | 0   | -     | -     | -   | -    | 0  | 0  | 1  | 0  | 0  | 0  | 0-0.0   |
| 2023   | 2  | 0 | 0 | 0   | -     | -     | -   | -    | 0  | 0  | 0  | 0  | 0  | 0  | 0-0.0   |





## CAREER STATISTICS

## Individual Career History

## Mary Kelly Doherty

| Season | GP | G  | A  | Pts | Shots | Shot% | SOG | SOG%  | UP | DN | GB | DC | TO | CT | Pen-Min |
|--------|----|----|----|-----|-------|-------|-----|-------|----|----|----|----|----|----|---------|
| 2021   | 3  | 0  | 0  | 0   | 1     | .000  | 1   | 1.000 | 0  | 0  | 1  | 1  | 0  | 1  | 0-0.0   |
| 2022   | 19 | 18 | 9  | 27  | 49    | .367  | 33  | .673  | 1  | 0  | 21 | 45 | 6  | 14 | 0-0.0   |
| 2023   | 8  | 9  | 2  | 11  | 28    | .321  | 22  | .786  | 0  | 0  | 17 | 37 | 10 | 14 | 0-0.0   |
| TOTAL  | 30 | 27 | 11 | 38  | 78    | .346  | 56  | .718  | 1  | 0  | 39 | 83 | 16 | 29 | 0-0.0   |

## Hannah Dorney

| Season | GP | G  | A  | Pts | Shots | Shot% | SOG | SOG% | UP | DN | GB | DC | TO | CT | Pen-Min |
|--------|----|----|----|-----|-------|-------|-----|------|----|----|----|----|----|----|---------|
| 2019   | 19 | 16 | 6  | 22  | 40    | .400  | 27  | .675 | 1  | 0  | 16 | 3  | 17 | 8  | 0-0.0   |
| 2020   | 7  | 4  | 2  | 6   | 10    | .400  | 8   | .800 | 0  | 0  | 9  | 0  | 4  | 2  | 0-0.0   |
| 2021   | 14 | 5  | 1  | 6   | 17    | .294  | 14  | .824 | 0  | 0  | 17 | 1  | 8  | 13 | 0-0.0   |
| 2022   | 19 | 9  | 3  | 12  | 19    | .474  | 14  | .737 | 0  | 0  | 36 | 1  | 18 | 28 | 0-0.0   |
| 2023   | 8  | 4  | 1  | 5   | 15    | .267  | 7   | .467 | 0  | 0  | 16 | 2  | 3  | 9  | 0-0.0   |
| TOTAL  | 67 | 38 | 13 | 51  | 101   | .376  | 70  | .693 | 1  | 0  | 94 | 7  | 50 | 60 | 0-0.0   |

## Maeve Dwyer

| Season | GP | G | A | Pts | Shots | Shot% | SOG | SOG% | UP | DN | GB | DC | TO | CT | Pen-Min |
|--------|----|---|---|-----|-------|-------|-----|------|----|----|----|----|----|----|---------|
| 2023   | 1  | 0 | 0 | 0   | -     | -     | -   | -    | 0  | 0  | 0  | 0  | 0  | 0  | 0-0.0   |
| TOTAL  | 1  | 0 | 0 | 0   | -     | -     | -   | -    | 0  | 0  | 0  | 0  | 0  | 0  | 0-0.0   |

## Malie Follet

| Season | GP | G | A | Pts | Shots | Shot% | SOG | SOG% | UP | DN | GB | DC | TO | CT | Pen-Min |
|--------|----|---|---|-----|-------|-------|-----|------|----|----|----|----|----|----|---------|
| 2023   | 3  | 0 | 0 | 0   | -     | -     | -   | -    | 0  | 0  | 0  | 0  | 0  | 0  | 0-0.0   |
| TOTAL  | 3  | 0 | 0 | 0   | -     | -     | -   | -    | 0  | 0  | 0  | 0  | 0  | 0  | 0-0.0   |

| Goalie | GP | Minutes | GA | GAAvg | Saves | Save% | W | L | T | Sho |
|--------|----|---------|----|-------|-------|-------|---|---|---|-----|
| 2023   | 3  | 38:24   | 10 | 15.62 | 3     | .231  | 0 | 0 | 0 | 0   |
| TOTAL  | 3  | 38:24   | 10 | 15.62 | 3     | .231  | 0 | 0 | 0 | 0   |

## Fran Frieri

| Season | GP | G | A | Pts | Shots | Shot% | SOG | SOG%  | UP | DN | GB | DC | TO | CT | Pen-Min |
|--------|----|---|---|-----|-------|-------|-----|-------|----|----|----|----|----|----|---------|
| 2023   | 2  | 0 | 0 | 0   | 1     | .000  | 1   | 1.000 | 0  | 0  | 0  | 0  | 2  | 1  | 0-0.0   |
| TOTAL  | 2  | 0 | 0 | 0   | 1     | .000  | 1   | 1.000 | 0  | 0  | 0  | 0  | 2  | 1  | 0-0.0   |

## Avery Gawronski

## Alison Harbaugh

| Season | GP | G | A | Pts | Shots | Shot% | SOG | SOG%  | UP | DN | GB | DC | TO | CT | Pen-Min |
|--------|----|---|---|-----|-------|-------|-----|-------|----|----|----|----|----|----|---------|
| 2021   | 2  | 1 | 0 | 1   | 1     | 1.000 | 1   | 1.000 | 0  | 0  | 0  | 0  | 0  | 0  | 0-0.0   |
| 2022   | 6  | 1 | 2 | 3   | 4     | .250  | 3   | .750  | 0  | 0  | 0  | 0  | 1  | 0  | 0-0.0   |
| 2023   | 3  | 0 | 1 | 1   | -     | -     | -   | -     | 0  | 0  | 0  | 0  | 1  | 0  | 0-0.0   |
| TOTAL  | 11 | 2 | 3 | 5   | 5     | .400  | 4   | .800  | 0  | 0  | 0  | 0  | 2  | 0  | 0-0.0   |



## CAREER STATISTICS

## Individual Career History

## Anna Kenney

| Season | GP | G | A | Pts | Shots | Shot% | SOG | SOG%  | UP | DN | GB | DC | TO | CT | Pen-Min |
|--------|----|---|---|-----|-------|-------|-----|-------|----|----|----|----|----|----|---------|
| 2023   | 4  | 5 | 0 | 5   | 6     | .833  | 6   | 1.000 | 0  | 0  | 1  | 2  | 1  | 0  | 0-0.0   |
| TOTAL  | 4  | 5 | 0 | 5   | 6     | .833  | 6   | 1.000 | 0  | 0  | 1  | 2  | 1  | 0  | 0-0.0   |

## Kyle Kirby

## Ava Kristynik

| Season | GP | G | A | Pts | Shots | Shot% | SOG | SOG%  | UP | DN | GB | DC | TO | CT | Pen-Min |
|--------|----|---|---|-----|-------|-------|-----|-------|----|----|----|----|----|----|---------|
| 2022   | 10 | 3 | 0 | 3   | 7     | .429  | 4   | .571  | 0  | 0  | 0  | 10 | 2  | 0  | 0-0.0   |
| 2023   | 2  | 0 | 1 | 1   | 1     | .000  | 1   | 1.000 | 0  | 0  | 0  | 0  | 0  | 0  | 0-0.0   |
| TOTAL  | 12 | 3 | 1 | 4   | 8     | .375  | 5   | .625  | 0  | 0  | 0  | 10 | 2  | 0  | 0-0.0   |

## Abigail Lyons

| Season | GP | G | A | Pts | Shots | Shot% | SOG | SOG% | UP | DN | GB | DC | TO | CT | Pen-Min |
|--------|----|---|---|-----|-------|-------|-----|------|----|----|----|----|----|----|---------|
| 2023   | 6  | 0 | 0 | 0   | -     | -     | -   | -    | 0  | 0  | 2  | 0  | 0  | 0  | 0-0.0   |
| TOTAL  | 6  | 0 | 0 | 0   | -     | -     | -   | -    | 0  | 0  | 2  | 0  | 0  | 0  | 0-0.0   |

## Abby Maichin

| Season | GP | G | A | Pts | Shots | Shot% | SOG | SOG%  | UP | DN | GB | DC | TO | CT | Pen-Min |
|--------|----|---|---|-----|-------|-------|-----|-------|----|----|----|----|----|----|---------|
| 2021   | 4  | 1 | 0 | 1   | 1     | 1.000 | 1   | 1.000 | 0  | 0  | 0  | 0  | 1  | 0  | 0-0.0   |
| 2022   | 9  | 1 | 0 | 1   | 3     | .333  | 2   | .667  | 0  | 0  | 2  | 0  | 2  | 1  | 0-0.0   |
| 2023   | 8  | 7 | 1 | 8   | 16    | .438  | 14  | .875  | 2  | 0  | 2  | 0  | 2  | 0  | 0-0.0   |
| TOTAL  | 21 | 9 | 1 | 10  | 20    | .450  | 17  | .850  | 2  | 0  | 4  | 0  | 5  | 1  | 0-0.0   |

## Jaclyn Marszal

| Season | GP | G | A | Pts | Shots | Shot% | SOG | SOG%  | UP | DN | GB | DC | TO | CT | Pen-Min |
|--------|----|---|---|-----|-------|-------|-----|-------|----|----|----|----|----|----|---------|
| 2023   | 3  | 0 | 0 | 0   | 1     | .000  | 1   | 1.000 | 0  | 0  | 0  | 0  | 2  | 0  | 0-0.0   |
| TOTAL  | 3  | 0 | 0 | 0   | 1     | .000  | 1   | 1.000 | 0  | 0  | 0  | 0  | 2  | 0  | 0-0.0   |

## Aine Maseker

| Season | GP | G | A | Pts | Shots | Shot% | SOG | SOG% | UP | DN | GB | DC | TO | CT | Pen-Min |
|--------|----|---|---|-----|-------|-------|-----|------|----|----|----|----|----|----|---------|
| 2021   | 4  | 0 | 0 | 0   | -     | -     | -   | -    | 0  | 0  | 0  | 0  | 0  | 0  | 0-0.0   |
| 2022   | 12 | 0 | 0 | 0   | -     | -     | -   | -    | 0  | 0  | 7  | 0  | 8  | 1  | 0-0.0   |
| 2023   | 8  | 0 | 0 | 0   | -     | -     | -   | -    | 0  | 0  | 1  | 0  | 1  | 0  | 0-0.0   |
| TOTAL  | 24 | 0 | 0 | 0   | -     | -     | -   | -    | 0  | 0  | 8  | 0  | 9  | 1  | 0-0.0   |

## Ciara Mazzone

| Season | GP | G | A | Pts | Shots | Shot% | SOG | SOG% | UP | DN | GB | DC | TO | CT | Pen-Min |
|--------|----|---|---|-----|-------|-------|-----|------|----|----|----|----|----|----|---------|
| 2022   | 3  | 2 | 0 | 2   | 4     | .500  | 3   | .750 | 0  | 0  | 0  | 1  | 0  | 0  | 0-0.0   |
| TOTAL  | 3  | 2 | 0 | 2   | 4     | .500  | 3   | .750 | 0  | 0  | 0  | 1  | 0  | 0  | 0-0.0   |



## CAREER STATISTICS

## Individual Career History

## Jane McAvoy

| Season | GP | G  | A | Pts | Shots | Shot% | SOG | SOG%  | UP | DN | GB | DC | TO | CT | Pen-Min |
|--------|----|----|---|-----|-------|-------|-----|-------|----|----|----|----|----|----|---------|
| 2020   | 1  | 0  | 0 | 0   | 1     | .000  | 1   | 1.000 | 0  | 0  | 1  | 0  | 1  | 0  | 0-0.0   |
| 2022   | 15 | 7  | 4 | 11  | 13    | .538  | 10  | .769  | 1  | 1  | 1  | 0  | 5  | 1  | 0-0.0   |
| 2023   | 8  | 5  | 4 | 9   | 14    | .357  | 10  | .714  | 0  | 0  | 4  | 0  | 4  | 1  | 0-0.0   |
| TOTAL  | 24 | 12 | 8 | 20  | 28    | .429  | 21  | .750  | 1  | 1  | 6  | 0  | 10 | 2  | 0-0.0   |

## Alexandra McHugh

| Season | GP | G | A | Pts | Shots | Shot% | SOG | SOG%  | UP | DN | GB | DC | TO | CT | Pen-Min |
|--------|----|---|---|-----|-------|-------|-----|-------|----|----|----|----|----|----|---------|
| 2021   | 4  | 1 | 0 | 1   | 2     | .500  | 1   | .500  | 0  | 0  | 0  | 0  | 0  | 0  | 0-0.0   |
| 2022   | 13 | 1 | 1 | 2   | 7     | .143  | 5   | .714  | 0  | 0  | 3  | 0  | 5  | 1  | 0-0.0   |
| 2023   | 8  | 3 | 2 | 5   | 3     | 1.000 | 3   | 1.000 | 0  | 0  | 5  | 14 | 3  | 4  | 0-0.0   |
| TOTAL  | 25 | 5 | 3 | 8   | 12    | .417  | 9   | .750  | 0  | 0  | 8  | 14 | 8  | 5  | 0-0.0   |

## Kacie Mooney

| Season | GP | G | A | Pts | Shots | Shot% | SOG | SOG% | UP | DN | GB | DC | TO | CT | Pen-Min |
|--------|----|---|---|-----|-------|-------|-----|------|----|----|----|----|----|----|---------|
| 2021   | 1  | 0 | 0 | 0   | -     | -     | -   | -    | 0  | 0  | 0  | 0  | 0  | 0  | 0-0.0   |
| 2022   | 8  | 0 | 0 | 0   | -     | -     | -   | -    | 0  | 0  | 0  | 0  | 2  | 1  | 0-0.0   |
| 2023   | 4  | 0 | 0 | 0   | -     | -     | -   | -    | 0  | 0  | 0  | 0  | 0  | 0  | 0-0.0   |
| TOTAL  | 13 | 0 | 0 | 0   | -     | -     | -   | -    | 0  | 0  | 0  | 0  | 2  | 1  | 0-0.0   |

## Emma Murphy

| Season | GP | G | A | Pts | Shots | Shot% | SOG | SOG% | UP | DN | GB | DC | TO | CT | Pen-Min |
|--------|----|---|---|-----|-------|-------|-----|------|----|----|----|----|----|----|---------|
| 2023   | 4  | 0 | 0 | 0   | 3     | .000  | 2   | .667 | 0  | 0  | 0  | 0  | 1  | 0  | 0-0.0   |
| TOTAL  | 4  | 0 | 0 | 0   | 3     | .000  | 2   | .667 | 0  | 0  | 0  | 0  | 1  | 0  | 0-0.0   |

## Ellie Noto

| Season | GP | G | A | Pts | Shots | Shot% | SOG | SOG% | UP | DN | GB | DC | TO | CT | Pen-Min |
|--------|----|---|---|-----|-------|-------|-----|------|----|----|----|----|----|----|---------|
| 2023   | 2  | 0 | 0 | 0   | -     | -     | -   | -    | 0  | 0  | 0  | 0  | 0  | 0  | 0-0.0   |
| TOTAL  | 2  | 0 | 0 | 0   | -     | -     | -   | -    | 0  | 0  | 0  | 0  | 0  | 0  | 0-0.0   |

## Franny O'Brien

| Season | GP | G | A | Pts | Shots | Shot% | SOG | SOG%  | UP | DN | GB | DC | TO | CT | Pen-Min |
|--------|----|---|---|-----|-------|-------|-----|-------|----|----|----|----|----|----|---------|
| 2023   | 3  | 1 | 0 | 1   | 1     | 1.000 | 1   | 1.000 | 0  | 0  | 1  | 0  | 1  | 1  | 0-0.0   |
| TOTAL  | 3  | 1 | 0 | 1   | 1     | 1.000 | 1   | 1.000 | 0  | 0  | 1  | 0  | 1  | 1  | 0-0.0   |

## Alexa Piekarski

| Season | GP | G | A | Pts | Shots | Shot% | SOG | SOG% | UP | DN | GB | DC | TO | CT | Pen-Min |
|--------|----|---|---|-----|-------|-------|-----|------|----|----|----|----|----|----|---------|
| 2023   | 2  | 0 | 0 | 0   | -     | -     | -   | -    | 0  | 0  | 0  | 0  | 0  | 0  | 0-0.0   |
| TOTAL  | 2  | 0 | 0 | 0   | -     | -     | -   | -    | 0  | 0  | 0  | 0  | 0  | 0  | 0-0.0   |



## CAREER STATISTICS

## Individual Career History

## Isabel Pithie

| Season | GP | G | A | Pts | Shots | Shot% | SOG | SOG% | UP | DN | GB | DC | TO | CT | Pen-Min |
|--------|----|---|---|-----|-------|-------|-----|------|----|----|----|----|----|----|---------|
| 2022   | 2  | 0 | 0 | 0   | -     | -     | -   | -    | 0  | 0  | 0  | 0  | 0  | 0  | 0-0.0   |
| TOTAL  | 2  | 0 | 0 | 0   | -     | -     | -   | -    | 0  | 0  | 0  | 0  | 0  | 0  | 0-0.0   |

| Goalie | GP | Minutes | GA | GAAvg | Saves | Save% | W | L | T | Sho |
|--------|----|---------|----|-------|-------|-------|---|---|---|-----|
| 2022   | 2  | 14:26   | 3  | 12.47 | 2     | .400  | 0 | 0 | 0 | 0   |
| TOTAL  | 2  | 14:26   | 3  | 12.47 | 2     | .400  | 0 | 0 | 0 | 0   |

## Sophie Proctor

| Season | GP | G | A | Pts | Shots | Shot% | SOG | SOG% | UP | DN | GB | DC | TO | CT | Pen-Min |
|--------|----|---|---|-----|-------|-------|-----|------|----|----|----|----|----|----|---------|
| 2022   | 3  | 0 | 0 | 0   | -     | -     | -   | -    | 0  | 0  | 1  | 0  | 1  | 0  | 0-0.0   |
| 2023   | 3  | 0 | 0 | 0   | -     | -     | -   | -    | 0  | 0  | 2  | 0  | 0  | 2  | 0-0.0   |
| TOTAL  | 6  | 0 | 0 | 0   | -     | -     | -   | -    | 0  | 0  | 3  | 0  | 1  | 2  | 0-0.0   |

## Marleigh Sanders

| Season | GP | G | A | Pts | Shots | Shot% | SOG | SOG%  | UP | DN | GB | DC | TO | CT | Pen-Min |
|--------|----|---|---|-----|-------|-------|-----|-------|----|----|----|----|----|----|---------|
| 2022   | 2  | 0 | 0 | 0   | -     | -     | -   | -     | 0  | 0  | 0  | 0  | 0  | 0  | 0-0.0   |
| 2023   | 8  | 1 | 3 | 4   | 1     | 1.000 | 1   | 1.000 | 1  | 0  | 1  | 0  | 5  | 0  | 0-0.0   |
| TOTAL  | 10 | 1 | 3 | 4   | 1     | 1.000 | 1   | 1.000 | 1  | 0  | 1  | 0  | 5  | 0  | 0-0.0   |

## Emma Schettig

| Season | GP | G | A | Pts | Shots | Shot% | SOG | SOG%  | UP | DN | GB | DC | TO | CT | Pen-Min |
|--------|----|---|---|-----|-------|-------|-----|-------|----|----|----|----|----|----|---------|
| 2021   | 7  | 0 | 0 | 0   | -     | -     | -   | -     | 0  | 0  | 0  | 14 | 0  | 2  | 0-0.0   |
| 2022   | 1  | 0 | 0 | 0   | 1     | .000  | 1   | 1.000 | 0  | 0  | 0  | 7  | 0  | 1  | 0-0.0   |
| 2023   | 6  | 0 | 0 | 0   | -     | -     | -   | -     | 0  | 0  | 13 | 21 | 5  | 7  | 0-0.0   |
| TOTAL  | 14 | 0 | 0 | 0   | 1     | .000  | 1   | 1.000 | 0  | 0  | 13 | 42 | 5  | 10 | 0-0.0   |

## Keelin Schlageter

| Season | GP | G  | A | Pts | Shots | Shot% | SOG | SOG% | UP | DN | GB | DC | TO | CT | Pen-Min |
|--------|----|----|---|-----|-------|-------|-----|------|----|----|----|----|----|----|---------|
| 2021   | 15 | 5  | 1 | 6   | 7     | .714  | 6   | .857 | 0  | 0  | 5  | 15 | 3  | 4  | 0-0.0   |
| 2022   | 12 | 3  | 2 | 5   | 8     | .375  | 5   | .625 | 0  | 0  | 10 | 5  | 4  | 13 | 0-0.0   |
| 2023   | 8  | 2  | 0 | 2   | 8     | .250  | 5   | .625 | 0  | 0  | 7  | 0  | 5  | 10 | 0-0.0   |
| TOTAL  | 35 | 10 | 3 | 13  | 23    | .435  | 16  | .696 | 0  | 0  | 22 | 20 | 12 | 27 | 0-0.0   |

## Kristen Shanahan

| Season | GP | G | A | Pts | Shots | Shot% | SOG | SOG% | UP | DN | GB | DC | TO | CT | Pen-Min |
|--------|----|---|---|-----|-------|-------|-----|------|----|----|----|----|----|----|---------|
| 2022   | 8  | 1 | 1 | 2   | 4     | .250  | 2   | .500 | 0  | 0  | 1  | 8  | 1  | 0  | 0-0.0   |
| 2023   | 8  | 8 | 1 | 9   | 20    | .400  | 17  | .850 | 2  | 0  | 3  | 1  | 7  | 0  | 0-0.0   |
| TOTAL  | 16 | 9 | 2 | 11  | 24    | .375  | 19  | .792 | 2  | 0  | 4  | 9  | 8  | 0  | 0-0.0   |

## Grace Weigand

| Season | GP | G | A | Pts | Shots | Shot% | SOG | SOG% | UP | DN | GB | DC | TO | CT | Pen-Min |
|--------|----|---|---|-----|-------|-------|-----|------|----|----|----|----|----|----|---------|
| 2022   | 18 | 0 | 2 | 2   | -     | -     | -   | -    | 0  | 0  | 12 | 10 | 9  | 9  | 0-0.0   |
| 2023   | 8  | 0 | 0 | 0   | -     | -     | -   | -    | 0  | 0  | 7  | 1  | 5  | 7  | 0-0.0   |
| TOTAL  | 26 | 0 | 2 | 2   | -     | -     | -   | -    | 0  | 0  | 19 | 11 | 14 | 16 | 0-0.0   |



# CAREER STATISTICS

## Individual Career History

### Jackie Wolak

| Season | GP | G  | A  | Pts | Shots | Shot% | SOG | SOG%  | UP | DN | GB | DC | TO | CT | Pen-Min |
|--------|----|----|----|-----|-------|-------|-----|-------|----|----|----|----|----|----|---------|
| 2020   | 6  | 2  | 2  | 4   | 5     | .400  | 5   | 1.000 | 0  | 0  | 4  | 0  | 6  | 2  | 0-0.0   |
| 2021   | 18 | 31 | 20 | 51  | 62    | .500  | 44  | .710  | 3  | 1  | 13 | 14 | 23 | 7  | 0-0.0   |
| 2022   | 19 | 40 | 31 | 71  | 92    | .435  | 62  | .674  | 0  | 0  | 11 | 2  | 26 | 5  | 0-0.0   |
| 2023   | 8  | 19 | 22 | 41  | 39    | .487  | 30  | .769  | 1  | 0  | 5  | 0  | 10 | 3  | 0-0.0   |
| TOTAL  | 51 | 92 | 75 | 167 | 198   | .465  | 141 | .712  | 4  | 1  | 33 | 16 | 65 | 17 | 0-0.0   |

### Kayleigh Wolff

| Season | GP | G | A | Pts | Shots | Shot% | SOG | SOG% | UP | DN | GB | DC | TO | CT | Pen-Min |
|--------|----|---|---|-----|-------|-------|-----|------|----|----|----|----|----|----|---------|
| 2021   | 1  | 0 | 0 | 0   | -     | -     | -   | -    | 0  | 0  | 0  | 0  | 0  | 0  | 0-0.0   |
| 2022   | 5  | 0 | 0 | 0   | -     | -     | -   | -    | 0  | 0  | 1  | 0  | 0  | 1  | 0-0.0   |
| 2023   | 3  | 0 | 0 | 0   | -     | -     | -   | -    | 0  | 0  | 1  | 0  | 0  | 0  | 0-0.0   |
| TOTAL  | 9  | 0 | 0 | 0   | -     | -     | -   | -    | 0  | 0  | 2  | 0  | 0  | 1  | 0-0.0   |





# ND NOTRE DAME

## WOMEN'S LACROSSE



**1**  
**Alison Harbaugh**  
Jr. • Attack



**2**  
**Abigail Lyons**  
Fr. Defense



**3**  
**Kasey Choma**  
Sr. Midfield



**4**  
**Kacie Mooney**  
Jr. • Midfield



**5**  
**Ciara Mazzone**  
So. • Midfield



**6**  
**Fran Frieri**  
Fr. Attack



**7**  
**Mary Kelly Doherty**  
Jr. • Midfield



**8**  
**Alexandra McHugh**  
Jr. • Midfield



**10**  
**Madison Ahern**  
Sr. • Attack



**11**  
**Marleigh Sanders**  
So. • Attack



**12**  
**Emma Murphy**  
Fr. • Attack



**13**  
**Julia Carr**  
So. • Midfield



**14**  
**Grace Weigand**  
So. • Midfield



**15**  
**Sophie Proctor**  
So. Defense



**16**  
**Kristen Shanahan**  
So. • Midfield



**18**  
**Anna Kenney**  
Fr. • Midfield



**19**  
**Aine Maseker**  
Jr. • Defense



**20**  
**Jane McAvoy**  
Sr. • Attack




**21**  
**Ava Kristynik**  
So. • Mid/Att



**22**  
**Hannah Dorney**  
Gr. • Midfield



**23**  
**Jackie Wolak**  
Sr. • Attack



**24**  
**Ellie Noto**  
Fr. • Defense



**25**  
**Alexa Piekarski**  
Gr. • Defense



**26**  
**Kayleigh Wolff**  
Sr. • Midfield




# ND NOTRE DAME

## WOMEN'S LACROSSE



**Maeve Dwyer**  
Fr. • Midfield



**Malie Follet**  
So. • Goalie



**Abby Maichin**  
Jr. • Attack



**Jaclyn Marszal**  
Fr. • Attack



**Lilly Callahan**  
Jr. • Goalie



**Kyle Kirby**  
Jr.. • Mid/Att



**Emma Schettig**  
Sr. • Defense



**Franny O'Brien**  
Fr. • Midfield




**Avery Gawronski**  
Fr. • Goalie



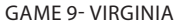
**Keelin Schageter**  
Jr. • Midfield



**Olivia Derrico**  
Sr. • Midfield



**Kelly Denes**  
Jr. • Midfield



**Junior  
Attack  
5-6  
Baltimore, Md.  
The Bryn Mawr School**

| <b>2023</b>      | <b>G-A-P</b> | <b>Sh</b> | <b>SOG</b> | <b>GB</b> | <b>DC</b> | <b>CT</b> | <b>SEASON HIGHS</b>                          |
|------------------|--------------|-----------|------------|-----------|-----------|-----------|--|
| SAN DIEGO STATE  | 0-0-0        | 0         | 0          | 0         | 0         | 0         | Gls: ----- --                                |
| at Northwestern  |              |           | DNP        |           |           |           | Assts: ----- --                              |
| CENTRAL MICHIGAN | 0-1-1        | 0         | 0          | 0         | 0         | 0         | Pts: ..... 1, vs. Central Michigan (2/19/23) |
| CLEMSON          |              |           | DNP        |           |           |           | GB: ----- --                                 |
| at Duke          |              |           | DNP        |           |           |           | <b>CAREER HIGHS</b>                          |
| at Syracuse      |              |           | DNP        |           |           |           | Gls: ..... 1, vs. Robert Morris, 05/14/21    |
| VIRGINIA TECH    |              |           | DNP        |           |           |           | Assts: ----- --                              |
| LIBERTY          | 0-0-0        | 0         | 0          | 0         | 0         | 0         | Pts: ..... 1,vs. Robert Morris, 05/14/21     |
| at Virginia      |              |           |            |           |           |           | GB: ----- --                                 |
| BROWN            |              |           |            |           |           |           |  |
| NORTH CAROLINA   |              |           |            |           |           |           |  |
| BOSTON COLLEGE   |              |           |            |           |           |           |  |
| at Butler        |              |           |            |           |           |           |  |
| at Pittsburgh    |              |           |            |           |           |           |  |
| at Robert Morris |              |           |            |           |           |           |  |
| LOUISVILLE       |              |           |            |           |           |           |  |
| <b>TOTAL</b>     |              |           |            |           |           |           |  |
| * - started game |              |           |            |           |           |           |  |

**Freshman  
Defense  
5-5  
Carle Place, N.Y.  
Carle Place**

| <b>2023</b>      | <b>G-A-P</b> | <b>Sh</b> | <b>SOG</b> | <b>GB</b> | <b>DC</b> | <b>CT</b> | <b>SEASON HIGHS</b>        |
|------------------|--------------|-----------|------------|-----------|-----------|-----------|----------------------------|
| SAN DIEGO STATE  | 0-0-0        | 0         | 0          | 0         | 0         | 0         | Gls: .....                 |
| at Northwestern  |              |           | DNP        |           |           |           | Assts: .....               |
| CENTRAL MICHIGAN | 0-0-0        | 0         | 0          | 0         | 0         | 0         | Pts: .....                 |
| CLEMSON          | 0-0-0        | 0         | 0          | 0         | 0         | 0         | DC: .....                  |
| at Duke          |              |           | DNP        |           |           |           | <b>CAREER HIGHS</b>        |
| at Syracuse      | 0-0-0        | 0         | 0          | 1         | 0         | 0         | Gls: .....                 |
| VIRGINIA TECH    | 0-0-0        | 0         | 0          | 1         | 0         | 0         | Assts: .....               |
| LIBERTY          | 0-0-0        | 0         | 0          | 0         | 0         | 0         | Pts: .....                 |
| at Virginia      |              |           |            |           |           |           | CT: .....                  |
| BROWN            |              |           |            |           |           |           |                            |
| NORTH CAROLINA   |              |           |            |           |           |           |                            |
| BOSTON COLLEGE   |              |           |            |           |           |           |                            |
| at Butler        |              |           |            |           |           |           |                            |
| at Pittsburgh    |              |           |            |           |           |           |                            |
| at Robert Morris |              |           |            |           |           |           |                            |
| LOUISVILLE       |              |           |            |           |           |           |                            |
| <b>TOTAL</b>     |              |           |            |           |           |           |                            |
| * - started game |              |           |            |           |           |           |                            |
|                  |              |           |            |           |           |           | <b>HONORS &amp; AWARDS</b> |

**Senior  
Midfield  
5-5  
Manorville, N.Y.  
Eastport South Manor**

| <b>2023</b>       | <b>G-A-P</b> | <b>Sh</b> | <b>SOG</b> | <b>GB</b> | <b>DC</b> | <b>CT</b> | <b>SEASON HIGHS</b>                                   |
|-------------------|--------------|-----------|------------|-----------|-----------|-----------|---|
| SAN DIEGO STATE*  | 3-0-3        | 4         | 3          | 2         | 0         | 1         | Gls: ..... 8, vs Virginia Tech (03/16/23)             |
| at Northwestern*  | 6-0-6        | 11        | 7          | 1         | 1         | 0         | Assts: ..... 2, vs. Central Michigan (02/19/23)       |
| CENTRAL MICHIGAN* | 3-2-5        | 6         | 4          | 0         | 0         | 1         | Pts: ..... 8, vs Virginia Tech (03/16/23)             |
| CLEMSON*          | 3-1-4        | 6         | 6          | 0         | 0         | 1         | DC: ..... 1, at Northwestern (02/16/23)               |
| at Duke*          | 2-1-3        | 5         | 4          | 0         | 0         | 0         | <b>CAREER HIGHS</b>                                   |
| at Syracuse*      | 1-0-1        | 6         | 6          | 0         | 0         | 0         | Gls: ..... 8, vs Virginia Tech (03/16/23)             |
| VIRGINIA TECH*    | 8-0-8        | 13        | 9          | 5         | 0         | 1         | Assts: ..... 2, at Jacksonville, 3/13/22              |
| LIBERTY           |              |           |            |           |           |           | Pts: ..... 8, vs Virginia Tech (03/16/23)             |
| at Virginia*      | 3-1-4        | 7         | 3          | 3         | 0         | 3         | CT: ..... 3, vs. Michigan, 2/13/22                    |
| BROWN             |              |           |            |           |           |           |   |
| NORTH CAROLINA    |              |           |            |           |           |           |   |
| BOSTON COLLEGE    |              |           |            |           |           |           |   |
| at Butler         |              |           |            |           |           |           | <b>HONORS &amp; AWARDS</b>                            |
| at Pittsburgh     |              |           |            |           |           |           | •2023 Tewaaratton Watchlist                           |
| at Robert Morris  |              |           |            |           |           |           | • 2022 First Team All-ACC                             |
| LOUISVILLE        |              |           |            |           |           |           | • 2022 Preseason All-ACC                              |
| <b>TOTAL</b>      |              |           |            |           |           |           | • 2022 Inside Lacrosse/ILWomen Midseason All-American |
|                   |              |           |            |           |           |           | • 2022 Preseason IL Second Team All-American          |
|                   |              |           |            |           |           |           | • 2022 USA Lacrosse Magazine Preseason All-American   |
|                   |              |           |            |           |           |           | • 2021 Tewaaratton Watch List                         |
|                   |              |           |            |           |           |           | • 2021 Preseason IL Third Team All-American           |
|                   |              |           |            |           |           |           | • 2020 IL Third Team All-American & All-Rookie Team   |

\* - started game



**4 Kacie Mooney**

Junior  
Midfield  
5-3  
Pittsford, N.Y.  
Pittsford Mendon HS

| 2023                       | G-A-P | Sh | SOG | GB | DC | CT | SEASON HIGHS    |
|----------------------------|-------|----|-----|----|----|----|-----------------|
| SAN DIEGO STATE            |       |    | DNP |    |    |    | Gls: ..... --   |
| at Northwestern            |       |    | DNP |    |    |    | Assts: ..... -- |
| CENTRAL MICHIGAN           | 0-0-0 | 0  | 0   | 0  | 0  | 0  | Pts: ..... --   |
| CLEMSON                    |       |    | DNP |    |    |    | GB: ..... --    |
| at Duke                    | 0-0-0 | 0  | 0   | 0  | 0  | 0  | CAREER HIGHS    |
| at Syracuse                |       |    | DNP |    |    |    | Gls: ..... --   |
| VIRGINIA TECH              | 0-0-0 | 0  | 0   | 0  | 0  | 0  | Assts: ..... -- |
| LIBERTY                    | 0-0-0 | 0  | 0   | 0  | 0  | 0  | Pts: ..... --   |
| at Virginia                |       |    |     |    |    |    | CT: ..... --    |
| BROWN                      |       |    |     |    |    |    |                 |
| NORTH CAROLINA             |       |    |     |    |    |    |                 |
| BOSTON COLLEGE             |       |    |     |    |    |    |                 |
| at Butler                  |       |    |     |    |    |    |                 |
| at Pittsburgh              |       |    |     |    |    |    |                 |
| at Robert Morris           |       |    |     |    |    |    |                 |
| LOUISVILLE                 |       |    |     |    |    |    |                 |
| <b>TOTAL</b>               |       |    |     |    |    |    |                 |
| * - started game           |       |    |     |    |    |    |                 |
| <b>HONORS &amp; AWARDS</b> |       |    |     |    |    |    |                 |

**5 Ciara Mazzone**

Sophomore  
Midfield  
5-9  
East Greenbush, N.Y.  
Columbia HS

| 2023                       | G-A-P | Sh | SOG | GB | DC | CT | SEASON HIGHS    |
|----------------------------|-------|----|-----|----|----|----|-----------------|
| SAN DIEGO STATE            |       |    | DNP |    |    |    | Gls: ..... --   |
| at Northwestern            |       |    | DNP |    |    |    | Assts: ..... -- |
| CENTRAL MICHIGAN           |       |    | DNP |    |    |    | Pts: ..... --   |
| CLEMSON                    |       |    | DNP |    |    |    | GB: ..... --    |
| at Duke                    |       |    | DNP |    |    |    | CAREER HIGHS    |
| at Syracuse                |       |    | DNP |    |    |    | Gls: ..... --   |
| VIRGINIA TECH              |       |    | DNP |    |    |    | Assts: ..... -- |
| LIBERTY                    |       |    | DNP |    |    |    | Pts: ..... --   |
| at Virginia                |       |    |     |    |    |    | GB: ..... --    |
| BROWN                      |       |    |     |    |    |    |                 |
| NORTH CAROLINA             |       |    |     |    |    |    |                 |
| BOSTON COLLEGE             |       |    |     |    |    |    |                 |
| at Butler                  |       |    |     |    |    |    |                 |
| at Pittsburgh              |       |    |     |    |    |    |                 |
| at Robert Morris           |       |    |     |    |    |    |                 |
| LOUISVILLE                 |       |    |     |    |    |    |                 |
| <b>TOTAL</b>               |       |    |     |    |    |    |                 |
| * - started game           |       |    |     |    |    |    |                 |
| <b>HONORS &amp; AWARDS</b> |       |    |     |    |    |    |                 |

**6 Fran Frieri**

Freshman  
Attack  
5-93  
Lockport, Ill.  
Lockport Township

| 2023                       | G-A-P | Sh | SOG | GB | DC | CT | SEASON HIGHS    |
|----------------------------|-------|----|-----|----|----|----|-----------------|
| SAN DIEGO STATE            |       |    | DNP |    |    |    | Gls: ..... --   |
| at Northwestern            |       |    | DNP |    |    |    | Assts: ..... -- |
| CENTRAL MICHIGAN           | 0-0-0 | 0  | 0   | 0  | 0  | 1  | Pts: ..... --   |
| CLEMSON                    |       |    | DNP |    |    |    | GB: ..... --    |
| at Duke                    |       |    | DNP |    |    |    | CAREER HIGHS    |
| at Syracuse                |       |    | DNP |    |    |    | Gls: ..... --   |
| VIRGINIA TECH              |       |    | DNP |    |    |    | Assts: ..... -- |
| LIBERTY                    | 0-0-0 | 1  | 1   | 0  | 0  | 0  | Pts: ..... --   |
| at Virginia                |       |    |     |    |    |    | GB: ..... --    |
| BROWN                      |       |    |     |    |    |    |                 |
| NORTH CAROLINA             |       |    |     |    |    |    |                 |
| BOSTON COLLEGE             |       |    |     |    |    |    |                 |
| at Butler                  |       |    |     |    |    |    |                 |
| at Pittsburgh              |       |    |     |    |    |    |                 |
| at Robert Morris           |       |    |     |    |    |    |                 |
| LOUISVILLE                 |       |    |     |    |    |    |                 |
| <b>TOTAL</b>               |       |    |     |    |    |    |                 |
| * - started game           |       |    |     |    |    |    |                 |
| <b>HONORS &amp; AWARDS</b> |       |    |     |    |    |    |                 |

**7 Mary Kelly Doherty**

Junior  
Midfield  
5-10  
Summit, N.J.  
Oak Knoll School

| 2023              | G-A-P | Sh | SOG | GB | DC | CT |
|-------------------|-------|----|-----|----|----|----|
| SAN DIEGO STATE*  | 1-0-1 | 2  | 2   | 2  | 0  | 1  |
| at Northwestern*  | 1-0-1 | 4  | 4   | 1  | 7  | 0  |
| CENTRAL MICHIGAN* | 3-0-3 | 5  | 4   | 3  | 2  | 5  |
| CLEMSON*          | 0-0-0 | 5  | 6   | 0  | 0  | 1  |
| at Duke*          | 2-0-2 | 4  | 4   | 1  | 4  | 0  |
| at Syracuse*      | 0-0-0 | 1  | 1   | 1  | 2  | 1  |
| VIRGINIA TECH*    | 0-1-1 | 5  | 2   | 4  | 7  | 2  |
| LIBERTY*          | 2-1-3 | 2  | 2   | 1  | 9  | 0  |
| at Virginia BROWN |       |    |     |    |    |    |
| NORTH CAROLINA    |       |    |     |    |    |    |
| BOSTON COLLEGE    |       |    |     |    |    |    |
| at Butler         |       |    |     |    |    |    |
| at Pittsburgh     |       |    |     |    |    |    |
| at Robert Morris  |       |    |     |    |    |    |
| LOUISVILLE        |       |    |     |    |    |    |
| <b>TOTAL</b>      |       |    |     |    |    |    |

\* - started game

**SEASON HIGHS**

Gls: .....2, vs. Duke 03/04/23  
Assts: ..... 1, vs Virginia Tech (03/16/23)  
Pts: ..... 3, vs Central Michigan (02/19/23)  
CT: ..... 1, vs. SDSU 02/10/23  
DC: .....9, vs Liberty (03/19/23)

**CAREER HIGHS**

Gls: ..... 3, at Marquette, 4/18/22  
Assts: .....2, vs. Pittsburgh, 4/16/22  
Pts: ..... 2, x3, at Jacksonville, 3/13/22  
CT: .....2, vs. Syracuse, 2/26/22  
DC: .....9, vs Liberty (03/19/23)

**HONORS & AWARDS****8 Alexandra McHugh**

Junior  
Midfield  
5-0  
Newtown Square, Pa.  
Episcopal Academy

| 2023              | G-A-P | Sh | SOG | GB | DC | CT |
|-------------------|-------|----|-----|----|----|----|
| SAN DIEGO STATE   | 2-1-3 | 2  | 2   | 1  | 1  | 0  |
| at Northwestern   | 0-0-0 | 0  | 0   | 0  | 0  | 0  |
| CENTRAL MICHIGAN  | 0-1-1 | 0  | 0   | 0  | 2  | 2  |
| CLEMSON           | 0-0-0 | 0  | 0   | 1  | 0  | 1  |
| at Duke           | 0-0-0 | 0  | 0   | 0  | 1  | 1  |
| at Syracuse       | 0-0-0 | 0  | 0   | 1  | 1  | 0  |
| VIRGINIA TECH*    | 0-0-0 | 0  | 0   | 0  | 3  | 0  |
| LIBERTY*          | 1-0-1 | 1  | 1   | 1  | 6  | 0  |
| at Virginia BROWN |       |    |     |    |    |    |
| NORTH CAROLINA    |       |    |     |    |    |    |
| BOSTON COLLEGE    |       |    |     |    |    |    |
| at Butler         |       |    |     |    |    |    |
| at Pittsburgh     |       |    |     |    |    |    |
| at Robert Morris  |       |    |     |    |    |    |
| LOUISVILLE        |       |    |     |    |    |    |
| <b>TOTAL</b>      |       |    |     |    |    |    |

\* - started game

**SEASON HIGHS**

Gls: ..... 2, vs. SDSU 02/10/23  
Assts: ..... 1, vs. SDSU 02/10/23  
DC: ..... 6, vs Liberty 03/19/23  
CT: .....2, vs Central Michigan 02/19/23

**CAREER HIGHS**

Gls: ..... 2, vs. SDSU 02/10/23  
Assts: ..... 1, vs. SDSU 02/10/23  
Pts: .....3, vs San Diego State 02/10/23  
GB: ..... 1, at Syracuse 03/11/23  
DC: ..... 6, vs Liberty 03/19/23  
CT: .....1, vs. Central Michigan, 2/11/22

**HONORS & AWARDS****10 Madison Ahern**

Senior  
Attack  
5-8  
Cohasset, Mass.  
Notre Dame Academy

| 2023              | G-A-P | Sh | SOG | GB | DC | CT |
|-------------------|-------|----|-----|----|----|----|
| SAN DIEGO STATE*  | 4-1-5 | 6  | 5   | 0  | 0  | 0  |
| at Northwestern*  | 1-2-3 | 5  | 5   | 0  | 1  | 0  |
| CENTRAL MICHIGAN* | 2-2-4 | 4  | 3   | 1  | 0  | 1  |
| CLEMSON*          | 1-1-2 | 4  | 3   | 3  | 0  | 1  |
| at Duke*          | 6-0-6 | 10 | 7   | 0  | 0  | 1  |
| at Syracuse*      | 0-0-0 | 3  | 2   | 0  | 0  | 1  |
| VIRGINIA TECH*    | 3-1-4 | 8  | 7   | 2  | 0  | 3  |
| LIBERTY*          | 6-2-8 | 8  | 8   | 0  | 0  | 0  |
| at Virginia BROWN |       |    |     |    |    |    |
| NORTH CAROLINA    |       |    |     |    |    |    |
| BOSTON COLLEGE    |       |    |     |    |    |    |
| at Butler         |       |    |     |    |    |    |
| at Pittsburgh     |       |    |     |    |    |    |
| at Robert Morris  |       |    |     |    |    |    |
| LOUISVILLE        |       |    |     |    |    |    |
| <b>TOTAL</b>      |       |    |     |    |    |    |

\* - started game

**SEASON HIGHS**

Gls: ..... 6, vs Liberty 03/19/23  
Assts: ..... 1, vs Virginia Tech (03/16/23)  
Pts: ..... 8, vs Liberty 03/19/23  
GB: ..... 3, vs. Clemson 02/25/23

**CAREER HIGHS**

Gls: .....6, x6, vs Liberty, 3/19/23  
Assts: ..... 4, vs. Vanderbilt, 2/13/21  
Pts: ..... 8, vs Liberty 03/19/23  
GB: ..... 3, at Syracuse, 3/11/21

**HONORS & AWARDS**

- 2022 Second Team All-ACC
- 2022 Preseason All-ACC
- 2022 Inside Lacrosse/ILWomen Midseason All-American
- 2022 IL Preseason All-American Honorable Mention
- 2021 Preseason IL Second Team All-American
- 2020 IL National Rookie of the Year
- 2020 IL Second Team All-American & All-Rookie Team



**11 Marleigh Sanders**

Sophomore  
Attack  
5-9  
Milton, Ga.  
Milton HS.

| 2023                       | G-A-P | Sh | SOG | GB | DC | CT | SEASON HIGHS                                   |
|----------------------------|-------|----|-----|----|----|----|--|
| SAN DIEGO STATE            | 1-1-2 | 1  | 1   | 0  | 0  | 0  | Gls: ..... 1, vs. SDSU (02/10/23)              |
| at Northwestern            | 0-0-0 | 0  | 0   | 0  | 0  | 0  | Assts: ..... 2, vs Central Michigan (02/19/23) |
| CENTRAL MICHIGAN           | 0-2-2 | 0  | 0   | 1  | 0  | 2  | Pts: ..... 2, vs. Central Michigan (2/19/23)   |
| CLEMSON                    | 0-0-0 | 0  | 0   | 0  | 0  | 0  | GB: ..... 1, vs Central Michigan (02/19/23)    |
| at Duke                    | 0-0-0 | 0  | 0   | 0  | 0  | 0  | <b>CAREER HIGHS</b>                            |
| at Syracuse                | 0-0-0 | 0  | 0   | 0  | 0  | 0  | Gls: ..... 1, vs. SDSU (02/10/23)              |
| VIRGINIA TECH              | 0-0-0 | 0  | 0   | 0  | 0  | 0  | Assts: ..... 2, vs Central Michigan (02/19/23) |
| LIBERTY                    | 0-0-0 | 0  | 0   | 0  | 0  | 0  | Pts: ..... 2, vs Central Michigan (02/19/23)   |
| at Virginia                |       |    |     |    |    |    | GB: ..... 1, vs Central Michigan (02/19/23)    |
| BROWN                      |       |    |     |    |    |    |  |
| NORTH CAROLINA             |       |    |     |    |    |    |  |
| BOSTON COLLEGE             |       |    |     |    |    |    |  |
| at Butler                  |       |    |     |    |    |    |  |
| at Pittsburgh              |       |    |     |    |    |    |  |
| at Robert Morris           |       |    |     |    |    |    |  |
| LOUISVILLE                 |       |    |     |    |    |    |  |
| <b>TOTAL</b>               |       |    |     |    |    |    |  |
| * - started game           |       |    |     |    |    |    |  |
| <b>HONORS &amp; AWARDS</b> |       |    |     |    |    |    |  |

**12 Emma Murphy**

Freshman  
Attack  
5-6  
Midland, Mich.  
H.H. Dow

| 2023                       | G-A-P | Sh | SOG | GB | DC | CT | SEASON HIGHS        |
|----------------------------|-------|----|-----|----|----|----|---------------------|
| SAN DIEGO STATE            | 0-0-0 | 2  | 2   | 0  | 0  | 0  | Gls: ..... --       |
| at Northwestern            |       |    | DNP |    |    |    | Assts: ..... --     |
| CENTRAL MICHIGAN           | 0-0-0 | 0  | 0   | 0  | 0  | 0  | Pts: ..... --       |
| CLEMSON                    |       |    | DNP |    |    |    | GB: ..... --        |
| at Duke                    |       |    | DNP |    |    |    | <b>CAREER HIGHS</b> |
| at Syracuse                |       |    | DNP |    |    |    | Gls: ..... --       |
| VIRGINIA TECH              | 0-0-0 | 0  | 0   | 0  | 0  | 0  | Assts: ..... --     |
| LIBERTY                    | 0-0-0 | 1  | 1   | 0  | 0  | 0  | Pts: ..... --       |
| at Virginia                |       |    |     |    |    |    | GB: ..... --        |
| BROWN                      |       |    |     |    |    |    |                     |
| NORTH CAROLINA             |       |    |     |    |    |    |                     |
| BOSTON COLLEGE             |       |    |     |    |    |    |                     |
| at Butler                  |       |    |     |    |    |    |                     |
| at Pittsburgh              |       |    |     |    |    |    |                     |
| at Robert Morris           |       |    |     |    |    |    |                     |
| LOUISVILLE                 |       |    |     |    |    |    |                     |
| <b>TOTAL</b>               |       |    |     |    |    |    |                     |
| * - started game           |       |    |     |    |    |    |                     |
| <b>HONORS &amp; AWARDS</b> |       |    |     |    |    |    |                     |

**13 Julia Carr**

Sophomore  
Midfield  
5-10  
Rockville, Md.  
Stone Ridge School of the  
Sacred Heart

| 2023                       | G-A-P | Sh | SOG | GB | DC | CT | SEASON HIGHS                                   |
|----------------------------|-------|----|-----|----|----|----|--|
| SAN DIEGO STATE            | 0-0-0 | 0  | 0   | 0  | 0  | 0  | Gls: ..... --                                  |
| at Northwestern            | 0-0-0 | 0  | 0   | 0  | 0  | 0  | Assts: ..... 1, vs. Central Michigan (2/19/23) |
| CENTRAL MICHIGAN           | 0-1-1 | 0  | 0   | 0  | 2  | 0  | Pts: ..... 1, vs. Central Michigan (2/19/23)   |
| CLEMSON                    | 0-0-0 | 0  | 0   | 0  | 0  | 3  | DC: ..... 2, vs. Central Michigan (2/19/23)    |
| at Duke*                   | 0-0-0 | 0  | 0   | 0  | 0  | 0  | CT: ..... 3, vs. Clemson (02/25/23)            |
| at Syracuse*               | 0-0-0 | 0  | 0   | 1  | 0  | 1  | <b>CAREER HIGHS</b>                            |
| VIRGINIA TECH*             | 0-0-0 | 0  | 0   | 1  | 0  | 2  | Gls: ..... --                                  |
| LIBERTY*                   | 0-0-0 | 0  | 0   | 2  | 1  | 2  | Assts: ..... 1, vs. Central Michigan (2/19/23) |
| at Virginia                |       |    |     |    |    |    | Pts: ..... 1, vs. Central Michigan (2/19/23)   |
| BROWN                      |       |    |     |    |    |    | GB: ..... 1, vs Virginia Tech (03/16/23)       |
| NORTH CAROLINA             |       |    |     |    |    |    | DC: ..... 2, vs. Central Michigan (2/19/23)    |
| BOSTON COLLEGE             |       |    |     |    |    |    | CT: ..... 3, vs. Clemson (02/25/23)            |
| at Butler                  |       |    |     |    |    |    |  |
| at Pittsburgh              |       |    |     |    |    |    |  |
| at Robert Morris           |       |    |     |    |    |    |  |
| LOUISVILLE                 |       |    |     |    |    |    |  |
| <b>TOTAL</b>               |       |    |     |    |    |    |  |
| * - started game           |       |    |     |    |    |    |  |
| <b>HONORS &amp; AWARDS</b> |       |    |     |    |    |    |  |

**14 Grace Weigand**

Sophomore  
Midfield  
5-7  
Denver, Colo.  
Regis Jesuit HS

| 2023              | G-A-P | Sh | SOG | GB | DC | CT | SEASON HIGHS                                |
|-------------------|-------|----|-----|----|----|----|---|
| SAN DIEGO STATE*  | 0-0-0 | 0  | 0   | 1  | 0  | 1  | Gls: .....                                  |
| at Northwestern*  | 0-0-0 | 0  | 0   | 1  | 0  | 1  | Assts: .....                                |
| CENTRAL MICHIGAN* | 0-0-0 | 0  | 0   | 0  | 0  | 0  | Pts: .....                                  |
| CLEMSON*          | 0-0-0 | 0  | 0   | 2  | 1  | 1  | DC: ..... 1, vs. Clemson (2/25/23)          |
| at Duke*          | 0-0-0 | 0  | 0   | 1  | 0  | 1  | CT: ..... 2, at Syracuse (03/11/23)         |
| at Syracuse*      | 0-0-0 | 0  | 0   | 1  | 0  | 2  | GB: ..... 1, vs. SDSU (02/10/23)            |
| VIRGINIA TECH*    | 0-0-0 | 0  | 0   | 0  | 0  | 0  | <b>CAREER HIGHS</b>                         |
| LIBERTY*          | 0-0-0 | 0  | 0   | 1  | 0  | 1  | Gls: .....                                  |
| at Virginia       |       |    |     |    |    |    | Assts: .....                                |
| BROWN             |       |    |     |    |    |    | Pts: .....                                  |
| NORTH CAROLINA    |       |    |     |    |    |    | GB: ..... 3, vs North Carolina, (5/01/22)   |
| BOSTON COLLEGE    |       |    |     |    |    |    | DC: ..... 4, vs Central Michigan (02/11/22) |
| at Butler         |       |    |     |    |    |    | CT: ..... 2, at Syracuse (03/11/23)         |
| at Pittsburgh     |       |    |     |    |    |    | <b>HONORS &amp; AWARDS</b>                  |
| at Robert Morris  |       |    |     |    |    |    | •2022 ACC All-Freshman Team                 |
| LOUISVILLE        |       |    |     |    |    |    |   |
| <b>TOTAL</b>      |       |    |     |    |    |    |   |

\* - started game

**15 Sophie Proctor**

Junior  
Defense  
5-6  
Wayne, Pa.  
Radnor HS

| 2023             | G-A-P | Sh | SOG | GB | DC | CT | SEASON HIGHS                          |
|------------------|-------|----|-----|----|----|----|---------------------------------------|
| SAN DIEGO STATE  | 0-0-0 | 0  | 0   | 0  | 0  | 0  | Gls: .....                            |
| at Northwestern  |       |    | DNP |    |    |    | Assts: .....                          |
| CENTRAL MICHIGAN | 0-0-0 | 0  | 0   | 1  | 0  | 1  | Pts: .....                            |
| CLEMSON          |       |    | DNP |    |    |    | GB: .....                             |
| at Duke          |       |    | DNP |    |    |    | <b>CAREER HIGHS</b>                   |
| at Syracuse      |       |    | DNP |    |    |    | Gls: .....                            |
| VIRGINIA TECH    | 0-0-0 | 0  | 0   | 1  | 0  | 0  | Assts: .....                          |
| LIBERTY          | 0-0-0 | 0  | 0   | 0  | 0  | 0  | Pts: .....                            |
| at Virginia      |       |    |     |    |    |    | GB: ..... 1, at Jacksonville, 3/13/22 |
| BROWN            |       |    |     |    |    |    |                                       |
| NORTH CAROLINA   |       |    |     |    |    |    |                                       |
| BOSTON COLLEGE   |       |    |     |    |    |    |                                       |
| at Butler        |       |    |     |    |    |    | <b>HONORS &amp; AWARDS</b>            |
| at Pittsburgh    |       |    |     |    |    |    |                                       |
| at Robert Morris |       |    |     |    |    |    |                                       |
| LOUISVILLE       |       |    |     |    |    |    |                                       |
| <b>TOTAL</b>     |       |    |     |    |    |    |                                       |

\* - started game

**16 Kristen Shanahan**

Junior  
Midfield  
5-9  
Holbrook, N.Y.  
Sachem HS East

| 2023              | G-A-P | Sh | SOG | GB | DC | CT | SEASON HIGHS                                  |
|-------------------|-------|----|-----|----|----|----|---|
| SAN DIEGO STATE*  | 1-1-2 | 5  | 5   | 0  | 0  | 0  | Gls: ..... 2, at Syracuse (3/11/23)           |
| at Northwestern*  | 1-0-1 | 4  | 2   | 0  | 0  | 0  | Assts: ..... 1, vs San Diego State (02/10/23) |
| CENTRAL MICHIGAN* | 2-0-2 | 2  | 2   | 1  | 0  | 0  | Pts: ..... 2, at Syracuse (3/11/23)           |
| CLEMSON*          | 1-0-1 | 3  | 3   | 1  | 0  | 0  | GB: ..... 1, vs Virginia Tech (03/16/23)      |
| at Duke           | 0-0-0 | 0  | 0   | 0  | 0  | 0  | <b>CAREER HIGHS</b>                           |
| at Syracuse       | 2-0-2 | 2  | 2   | 0  | 1  | 0  | Gls: ..... 2, at Syracuse (3/11/23)           |
| VIRGINIA TECH     | 0-0-0 | 2  | 1   | 1  | 0  | 0  | Assts: ..... 1, vs San Diego State (02/10/23) |
| LIBERTY           | 1-0-1 | 2  | 2   | 0  | 0  | 0  | Pts: ..... 2, at Syracuse (3/11/23)           |
| at Virginia       |       |    |     |    |    |    | GB: ..... 1, vs Virginia Tech (03/16/23)      |
| BROWN             |       |    |     |    |    |    |   |
| NORTH CAROLINA    |       |    |     |    |    |    |   |
| BOSTON COLLEGE    |       |    |     |    |    |    |   |
| at Butler         |       |    |     |    |    |    | <b>HONORS &amp; AWARDS</b>                    |
| at Pittsburgh     |       |    |     |    |    |    |   |
| at Robert Morris  |       |    |     |    |    |    |   |
| LOUISVILLE        |       |    |     |    |    |    |   |
| <b>TOTAL</b>      |       |    |     |    |    |    |   |

\* - started game

**18 Anna Kenney**

Freshman  
Midfield  
5-9  
Hingham, Mass.  
Thayer Academy

| 2023                       | G-A-P | Sh | SOG | GB | DC | CT | SEASON HIGHS                                 |
|----------------------------|-------|----|-----|----|----|----|--|
| SAN DIEGO STATE            | 0-0-0 | 0  | 0   | 0  | 0  | 0  | Gls: ..... 3, vs. Central Michigan (2/19/23) |
| at Northwestern            |       |    | DNP |    |    |    | Assts: ..... --                              |
| CENTRAL MICHIGAN           | 3-0-3 | 3  | 3   | 0  | 0  | 0  | Pts: ..... 3, vs. Central Michigan (2/19/23) |
| CLEMSON                    |       |    | DNP |    |    |    | GB: ..... --                                 |
| at Duke                    |       |    | DNP |    |    |    | CAREER HIGHS                                 |
| at Syracuse                |       |    | DNP |    |    |    | Gls: ..... 3, vs. Central Michigan (2/19/23) |
| VIRGINIA TECH              | 1-0-1 | 2  | 2   | 0  | 0  | 0  | Assts: ..... --                              |
| LIBERTY                    | 1-0-1 | 1  | 1   | 1  | 0  | 0  | Pts: ..... vs. Central Michigan (2/19/23)    |
| at Virginia                |       |    |     |    |    |    | GB: ..... --                                 |
| BROWN                      |       |    |     |    |    |    |  |
| NORTH CAROLINA             |       |    |     |    |    |    |  |
| BOSTON COLLEGE             |       |    |     |    |    |    |  |
| at Butler                  |       |    |     |    |    |    |  |
| at Pittsburgh              |       |    |     |    |    |    |  |
| at Robert Morris           |       |    |     |    |    |    |  |
| LOUISVILLE                 |       |    |     |    |    |    |  |
| <b>TOTAL</b>               |       |    |     |    |    |    |  |
| * - started game           |       |    |     |    |    |    |  |
| <b>HONORS &amp; AWARDS</b> |       |    |     |    |    |    |  |

**19 Aine Maseker**

Junior  
Defense  
5-7  
Madison, N.J.  
Oak Knoll School

| 2023                       | G-A-P | Sh | SOG | GB | DC | CT | SEASON HIGHS                        |
|----------------------------|-------|----|-----|----|----|----|-------------------------------------|
| SAN DIEGO STATE*           | 0-0-0 | 0  | 0   | 0  | 0  | 0  | Gls: ..... --                       |
| at Northwestern*           | 0-0-0 | 0  | 0   | 0  | 0  | 0  | Assts: ..... --                     |
| CENTRAL MICHIGAN*          | 0-0-0 | 0  | 0   | 0  | 0  | 0  | Pts: ..... --                       |
| CLEMSON*                   | 0-0-0 | 0  | 0   | 0  | 0  | 0  | GB: ..... 1, at Syracuse (03/11/23) |
| at Duke*                   | 0-0-0 | 0  | 0   | 0  | 0  | 0  | CAREER HIGHS                        |
| at Syracuse*               | 0-0-0 | 0  | 0   | 1  | 0  | 0  | Gls: ..... --                       |
| VIRGINIA TECH*             | 0-0-0 | 0  | 0   | 0  | 0  | 0  | Assts: ..... --                     |
| LIBERTY*                   | 0-0-0 | 0  | 0   | 0  | 0  | 0  | Pts: ..... --                       |
| at Virginia                |       |    |     |    |    |    | GB: ..... 2, vs. Michigan, 2/13/22  |
| BROWN                      |       |    |     |    |    |    |                                     |
| NORTH CAROLINA             |       |    |     |    |    |    |                                     |
| BOSTON COLLEGE             |       |    |     |    |    |    |                                     |
| at Butler                  |       |    |     |    |    |    |                                     |
| at Pittsburgh              |       |    |     |    |    |    |                                     |
| at Robert Morris           |       |    |     |    |    |    |                                     |
| LOUISVILLE                 |       |    |     |    |    |    |                                     |
| <b>TOTAL</b>               |       |    |     |    |    |    |                                     |
| * - started game           |       |    |     |    |    |    |                                     |
| <b>HONORS &amp; AWARDS</b> |       |    |     |    |    |    |                                     |

**20 Jane McAvoy**

Senior  
Attack  
5-6  
Potomac, Md.  
Georgetown Visitation

| 2023                       | G-A-P | Sh | SOG | GB | DC | CT | SEASON HIGHS                                  |
|----------------------------|-------|----|-----|----|----|----|---|
| SAN DIEGO STATE            | 1-1-2 | 3  | 2   | 0  | 0  | 0  | Gls: ..... 2, vs. Virginia Tech (03/16/23)    |
| at Northwestern            | 0-0-0 | 0  | 0   | 0  | 0  | 0  | Assts: ..... 1, vs. Virginia Tech (03/16/23)  |
| CENTRAL MICHIGAN           | 2-1-3 | 3  | 2   | 1  | 0  | 0  | Pts: ..... 3, vs. Central Michigan (02/19/23) |
| CLEMSON                    | 0-1-1 | 2  | 1   | 0  | 0  | 0  | GB: ..... 2, vs. Virginia Tech (03/16/23)     |
| at Duke                    | 0-0-0 | 1  | 0   | 0  | 0  | 0  | CAREER HIGHS                                  |
| at Syracuse                | 1-0-1 | 2  | 1   | 0  | 0  | 0  | Gls: ..... 2, vs. Virginia Tech (03/16/23)    |
| VIRGINIA TECH              | 0-1-1 | 1  | 1   | 2  | 0  | 0  | Assts: ..... 2, at Yale, 3/20/22              |
| LIBERTY                    | 1-0-1 | 3  | 3   | 1  | 0  | 1  | Pts: ..... 3, at Yale, 3/20/22                |
| at Virginia                |       |    |     |    |    |    | GB: ..... 2, vs. Virginia Tech (03/16/23)     |
| BROWN                      |       |    |     |    |    |    |   |
| NORTH CAROLINA             |       |    |     |    |    |    |   |
| BOSTON COLLEGE             |       |    |     |    |    |    |   |
| at Butler                  |       |    |     |    |    |    |   |
| at Pittsburgh              |       |    |     |    |    |    |   |
| at Robert Morris           |       |    |     |    |    |    |   |
| LOUISVILLE                 |       |    |     |    |    |    |   |
| <b>TOTAL</b>               |       |    |     |    |    |    |   |
| * - started game           |       |    |     |    |    |    |   |
| <b>HONORS &amp; AWARDS</b> |       |    |     |    |    |    |   |

**21 Ava Kristynik**

Sophomore  
Midfield/Attack  
5-9  
Southlake, Tx.  
Liberty Christian School

| 2023                       | G-A-P | Sh | SOG | GB | DC | CT | SEASON HIGHS                                 |
|----------------------------|-------|----|-----|----|----|----|--|
| SAN DIEGO STATE            |       |    | DNP |    |    |    | Gls: .....                                   |
| at Northwestern            |       |    | DNP |    |    |    | Assts: ..... 1, vs. Virginia Tech (03/16/23) |
| CENTRAL MICHIGAN           |       |    | DNP |    |    |    | Pts: ..... 1, vs. Virginia Tech (03/16/23)   |
| CLEMSON                    |       |    | DNP |    |    |    | GB: .....                                    |
| at Duke                    |       |    | DNP |    |    |    | <b>CAREER HIGHS</b>                          |
| at Syracuse                |       |    | DNP |    |    |    | Gls: ..... 2, vs. Detroit Mercy, 4/5/22      |
| VIRGINIA TECH              | 0-1-1 | 0  | 0   | 0  | 0  | 0  | Assts: .....                                 |
| LIBERTY                    | 0-0-0 | 1  | 1   | 0  | 0  | 0  | Pts: ..... 2, vs. Detroit Mercy, 4/5/22      |
| at Virginia                |       |    |     |    |    |    | GB: .....                                    |
| BROWN                      |       |    |     |    |    |    | DCs: ..... 5, vs. Detroit Mercy, 4/5/22      |
| NORTH CAROLINA             |       |    |     |    |    |    |  |
| BOSTON COLLEGE             |       |    |     |    |    |    |  |
| at Butler                  |       |    |     |    |    |    |  |
| at Pittsburgh              |       |    |     |    |    |    |  |
| at Robert Morris           |       |    |     |    |    |    |  |
| LOUISVILLE                 |       |    |     |    |    |    |  |
| <b>TOTAL</b>               |       |    |     |    |    |    |  |
| * - started game           |       |    |     |    |    |    |  |
| <b>HONORS &amp; AWARDS</b> |       |    |     |    |    |    |  |

**22 Hannah Dorney**

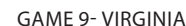
Graduate  
Midfield  
5-6  
Port Jefferson Station, N.Y.  
Comsewogue HS

| 2023                       | G-A-P | Sh | SOG | GB | DC | CT | SEASON HIGHS                                    |
|----------------------------|-------|----|-----|----|----|----|---|
| SAN DIEGO STATE*           | 0-0-0 | 7  | 1   | 4  | 0  | 1  | Gls: ..... 2, vs. Central Michigan (02/19/23)   |
| at Northwestern*           | 1-0-1 | 1  | 1   | 2  | 0  | 1  | Assts: ..... 1, vs. Central Michigan (02/19/23) |
| CENTRAL MICHIGAN*          | 2-1-3 | 3  | 2   | 1  | 0  | 1  | Pts: ..... 3, vs. Central Michigan (02/19/23)   |
| CLEMSON*                   | 1-0-1 | 3  | 2   | 0  | 0  | 2  | GB: ..... 4, vs. Virginia Tech (03/16/23)       |
| at Duke*                   | 0-0-0 | 0  | 0   | 2  | 1  | 3  | CT: ..... 3, at Duke (03/04/23)                 |
| at Syracuse*               | 0-0-0 | 0  | 0   | 3  | 1  | 0  | <b>CAREER HIGHS</b>                             |
| VIRGINIA TECH*             | 0-0-0 | 0  | 0   | 4  | 0  | 1  | Gls: ..... 3, 3x, at Vanderbilt, 3/11/20        |
| LIBERTY*                   | 0-0-0 | 1  | 1   | 0  | 0  | 0  | Assts: ..... 2, at Liberty, 2/17/19             |
| at Virginia                |       |    |     |    |    |    | Pts: ..... 4, 2x, at Vanderbilt, 3/11/20        |
| BROWN                      |       |    |     |    |    |    | GB: ..... 4, vs. Virginia Tech (03/16/23)       |
| NORTH CAROLINA             |       |    |     |    |    |    | CT: ..... 5, at Yale, 3/20/22                   |
| BOSTON COLLEGE             |       |    |     |    |    |    |   |
| at Butler                  |       |    |     |    |    |    |   |
| at Pittsburgh              |       |    |     |    |    |    |   |
| at Robert Morris           |       |    |     |    |    |    |   |
| LOUISVILLE                 |       |    |     |    |    |    |   |
| <b>TOTAL</b>               |       |    |     |    |    |    |   |
| * - started game           |       |    |     |    |    |    |   |
| <b>HONORS &amp; AWARDS</b> |       |    |     |    |    |    |   |

**23 Jackie Wolak**

Senior  
Attack  
5-5  
Ridgewood, N.J.  
Ridgewood High

| 2023                        | G-A-P | Sh | SOG | GB | DC | CT | SEASON HIGHS                             |
|-----------------------------|-------|----|-----|----|----|----|--|
| SAN DIEGO STATE*            | 2-2-4 | 3  | 3   | 0  | 0  | 1  | Gls: ..... 4, at Duke (4/4/23)           |
| at Northwestern*            | 3-3-6 | 6  | 5   | 0  | 0  | 0  | Assts: ..... 5, at Syracuse (3/11/23)    |
| CENTRAL MICHIGAN*           | 4-2-6 | 7  | 6   | 2  | 0  | 1  | Pts: ..... 6, at Northwestern (02/17/23) |
| CLEMSON*                    | 3-2-5 | 5  | 4   | 0  | 0  | 0  | GB: ..... 3, at Syracuse (03/11/23)      |
| at Duke*                    | 4-1-5 | 6  | 5   | 0  | 0  | 0  | <b>CAREER HIGHS</b>                      |
| at Syracuse*                | 0-5-5 | 0  | 0   | 3  | 0  | 0  | Gls: ..... 4, at Duke (4/4/23)           |
| VIRGINIA TECH*              | 2-2-4 | 9  | 6   | 0  | 0  | 1  | Assts: ..... 5, at Syracuse (3/11/23)    |
| LIBERTY*                    | 1-5-6 | 3  | 1   | 0  | 0  | 0  | Pts: ..... 7, at Marquette, 4/18/22      |
| at Virginia                 |       |    |     |    |    |    | GB: ..... 4, at Vanderbilt, 2/19/22      |
| BROWN                       |       |    |     |    |    |    |  |
| NORTH CAROLINA              |       |    |     |    |    |    |  |
| BOSTON COLLEGE              |       |    |     |    |    |    |  |
| at Butler                   |       |    |     |    |    |    |  |
| at Pittsburgh               |       |    |     |    |    |    |  |
| at Robert Morris            |       |    |     |    |    |    |  |
| LOUISVILLE                  |       |    |     |    |    |    |  |
| <b>TOTAL</b>                |       |    |     |    |    |    |  |
| * - started game            |       |    |     |    |    |    |  |
| <b>HONORS &amp; AWARDS</b>  |       |    |     |    |    |    |  |
| • 2023 Tewaaraton Watchlist |       |    |     |    |    |    |  |



**Freshman  
Defense  
5-5  
Atherton, Calif.  
Sacred Heart Preparatory**

| 2023             | G-A-P | Sh | SOG | GB | DC | CT | SEASON HIGHS               |
|------------------|-------|----|-----|----|----|----|----------------------------|
| SAN DIEGO STATE  |       |    | DNP |    |    |    | Gls: .....                 |
| at Northwestern  |       |    | DNP |    |    |    | Assts: .....               |
| CENTRAL MICHIGAN | 0-0-0 | 0  | 0   | 0  | 0  | 0  | Pts: .....                 |
| CLEMSON          |       |    | DNP |    |    |    | GB: .....                  |
| at Duke          |       |    | DNP |    |    |    | <b>CAREER HIGHS</b>        |
| at Syracuse      |       |    | DNP |    |    |    | Gls: .....                 |
| VIRGINIA TECH    |       |    | DNP |    |    |    | Assts: .....               |
| LIBERTY          | 0-0-0 | 0  | 0   | 0  | 0  | 0  | Pts: .....                 |
| at Virginia      |       |    |     |    |    |    | GB: .....                  |
| BROWN            |       |    |     |    |    |    |                            |
| NORTH CAROLINA   |       |    |     |    |    |    |                            |
| BOSTON COLLEGE   |       |    |     |    |    |    |                            |
| at Butler        |       |    |     |    |    |    |                            |
| at Pittsburgh    |       |    |     |    |    |    |                            |
| at Robert Morris |       |    |     |    |    |    |                            |
| LOUISVILLE       |       |    |     |    |    |    |                            |
| <b>TOTAL</b>     |       |    |     |    |    |    |                            |
| * - started game |       |    |     |    |    |    |                            |
|                  |       |    |     |    |    |    | <b>HONORS &amp; AWARDS</b> |

**Graduate  
Defense  
5-5  
Dublin, OH  
Dublin Coffman/Kent State**

| 2023             | G-A-P | Sh | SOG | GB | DC | CT | SEASON HIGHS               |
|------------------|-------|----|-----|----|----|----|----------------------------|
| SAN DIEGO STATE  |       |    | DNP |    |    |    | Gls: .....                 |
| at Northwestern  |       |    | DNP |    |    |    | Assts: .....               |
| CENTRAL MICHIGAN | 0-0-0 | 0  | 0   | 0  | 0  | 0  | Pts: .....                 |
| CLEMSON          |       |    | DNP |    |    |    | GB: .....                  |
| at Duke          |       |    | DNP |    |    |    | <u>CAREER HIGHS</u>        |
| at Syracuse      |       |    | DNP |    |    |    | Gls: .....                 |
| VIRGINIA TECH    |       |    | DNP |    |    |    | Assts: .....               |
| LIBERTY          | 0-0-0 | 0  | 0   | 0  | 0  | 0  | Pts: .....                 |
| at Virginia      |       |    |     |    |    |    | GB: .....                  |
| BROWN            |       |    |     |    |    |    |                            |
| NORTH CAROLINA   |       |    |     |    |    |    |                            |
| BOSTON COLLEGE   |       |    |     |    |    |    |                            |
| at Butler        |       |    |     |    |    |    |                            |
| at Pittsburgh    |       |    |     |    |    |    |                            |
| at Robert Morris |       |    |     |    |    |    |                            |
| LOUISVILLE       |       |    |     |    |    |    |                            |
| <b>TOTAL</b>     |       |    |     |    |    |    |                            |
| * - started game |       |    |     |    |    |    |                            |
|                  |       |    |     |    |    |    | <b>HONORS &amp; AWARDS</b> |

**Senior  
Midfield  
5-5  
Maplewood, N.J.  
Oak Knoll**

| 2023             | G-A-P | Sh | SOG | GB | DC | CT | SEASON HIGHS               |
|------------------|-------|----|-----|----|----|----|----------------------------|
| SAN DIEGO STATE  | 0-0-0 | 0  | 0   | 0  | 0  | 0  | Gls: .....                 |
| at Northwestern  |       |    | DNP |    |    |    | Assts: .....               |
| CENTRAL MICHIGAN | 0-0-0 | 0  | 0   | 0  | 0  | 0  | Pts: .....                 |
| CLEMSON          |       |    | DNP |    |    |    | GB: .....                  |
| at Duke          |       |    | DNP |    |    |    | <b>CAREER HIGHS</b>        |
| at Syracuse      |       |    | DNP |    |    |    | Gls: .....                 |
| VIRGINIA TECH    |       |    | DNP |    |    |    | Assts: .....               |
| LIBERTY          | 0-0-0 | 0  | 0   | 1  | 0  | 0  | Pts: .....                 |
| at Virginia      |       |    |     |    |    |    | GB: .....                  |
| BROWN            |       |    |     |    |    |    |                            |
| NORTH CAROLINA   |       |    |     |    |    |    |                            |
| BOSTON COLLEGE   |       |    |     |    |    |    |                            |
| at Butler        |       |    |     |    |    |    |                            |
| at Pittsburgh    |       |    |     |    |    |    |                            |
| at Robert Morris |       |    |     |    |    |    |                            |
| LOUISVILLE       |       |    |     |    |    |    |                            |
| <b>TOTAL</b>     |       |    |     |    |    |    |                            |
| * - started game |       |    |     |    |    |    |                            |
|                  |       |    |     |    |    |    | <b>HONORS &amp; AWARDS</b> |



**27 Maeve Dwyer**

Freshman  
Midfield  
5-6  
Winnetka, Ill.  
Loyola Academy

| 2023                       | G-A-P | Sh | SOG | GB | DC | CT | SEASON HIGHS        |
|----------------------------|-------|----|-----|----|----|----|---------------------|
| SAN DIEGO STATE            |       |    | DNP |    |    |    | Gls: ----- --       |
| at Northwestern            |       |    | DNP |    |    |    | Assts: ----- --     |
| CENTRAL MICHIGAN           |       |    | DNP |    |    |    | Pts: ----- --       |
| CLEMSON                    |       |    | DNP |    |    |    | GB: ----- --        |
| at Duke                    |       |    | DNP |    |    |    | <b>CAREER HIGHS</b> |
| at Syracuse                |       |    | DNP |    |    |    | Gls: ----- --       |
| VIRGINIA TECH              |       |    | DNP |    |    |    | Assts: ----- --     |
| LIBERTY                    | 0-0-0 | 0  | 0   | 0  | 0  | 0  | Pts: ----- --       |
| at Virginia                |       |    |     |    |    |    | GB: ----- --        |
| BROWN                      |       |    |     |    |    |    |                     |
| NORTH CAROLINA             |       |    |     |    |    |    |                     |
| BOSTON COLLEGE             |       |    |     |    |    |    |                     |
| at Butler                  |       |    |     |    |    |    |                     |
| at Pittsburgh              |       |    |     |    |    |    |                     |
| at Robert Morris           |       |    |     |    |    |    |                     |
| LOUISVILLE                 |       |    |     |    |    |    |                     |
| <b>TOTAL</b>               |       |    |     |    |    |    |                     |
| * - started game           |       |    |     |    |    |    |                     |
| <b>HONORS &amp; AWARDS</b> |       |    |     |    |    |    |                     |

**30 Malie Follet**

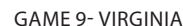
Sophomore  
Goalie  
5-6  
Fulton, N.Y.  
G. Ray Bodley HS

| 2023                       | GA | GAvg   | Sv. | Sv.Pct | GB | CT | SEASON HIGHS                                    |
|----------------------------|----|--------|-----|--------|----|----|---|
| SAN DIEGO STATE            |    |        | DNP |        |    |    | Saves: ----- 1, vs. Central Michigan (02/19/23) |
| at Northwestern            |    |        | DNP |        |    |    | GB: ----- --                                    |
| CENTRAL MICHIGAN           | 3  | 12.00  | 1   | .250   | 0  | 0  | CT: ----- --                                    |
| CLEMSON                    |    |        | DNP |        |    |    | <b>CAREER HIGHS</b>                             |
| at Duke                    |    |        | DNP |        |    |    | Saves: ----- , vs. Central Michigan (02/19/23)  |
| at Syracuse                | 3  | 21.429 | 0   | 0.000  | 0  | 0  | GB: ----- --                                    |
| VIRGINIA TECH              |    |        | DNP |        |    |    | CT: ----- --                                    |
| LIBERTY                    | 4  | 16.000 | 2   | 0.333  | 0  | 0  |   |
| at Virginia                |    |        |     |        |    |    |   |
| BROWN                      |    |        |     |        |    |    |   |
| NORTH CAROLINA             |    |        |     |        |    |    |   |
| BOSTON COLLEGE             |    |        |     |        |    |    |   |
| at Butler                  |    |        |     |        |    |    |   |
| at Pittsburgh              |    |        |     |        |    |    |   |
| at Robert Morris           |    |        |     |        |    |    |   |
| LOUISVILLE                 |    |        |     |        |    |    |   |
| <b>TOTAL</b>               |    |        |     |        |    |    |   |
| * - started game           |    |        |     |        |    |    |   |
| <b>HONORS &amp; AWARDS</b> |    |        |     |        |    |    |   |

**33 Abby Maichin**

Junior  
Attack  
5-10  
Huntington, N.Y.  
Huntington HS

| 2023                       | G-A-P | Sh | SOG | GB | DC | CT | SEASON HIGHS                           |
|----------------------------|-------|----|-----|----|----|----|--|
| SAN DIEGO STATE            | 1-0-1 | 2  | 2   | 0  | 0  | 0  | Gls: ----- 1, at Syracuse (03/11/23)   |
| at Northwestern            | 0-0-0 | 2  | 2   | 1  | 0  | 0  | Assts: ----- 1, at Syracuse (03/11/23) |
| CENTRAL MICHIGAN           | 1-0-1 | 2  | 2   | 0  | 0  | 0  | Pts: ----- 2, at Syracuse (03/11/23)   |
| CLEMSON                    | 1-0-1 | 3  | 3   | 0  | 0  | 0  | GB: ----- 1, at Syracuse (03/11/23)    |
| at Duke                    | 0-0-0 | 0  | 0   | 0  | 0  | 0  | <b>CAREER HIGHS</b>                    |
| at Syracuse                | 1-1-2 | 2  | 2   | 1  | 0  | 0  | Gls: ----- 1, at Syracuse (03/11/23)   |
| VIRGINIA TECH              | 0-0-0 | 0  | 0   | 0  | 0  | 0  | Assts: ----- 1, at Syracuse (03/11/23) |
| LIBERTY                    | 3-0-3 | 5  | 4   | 0  | 0  | 0  | Pts: ----- 2, at Syracuse (03/11/23)   |
| at Virginia                |       |    |     |    |    |    | GB: ----- 1, at Syracuse (03/11/23)    |
| BROWN                      |       |    |     |    |    |    |  |
| NORTH CAROLINA             |       |    |     |    |    |    |  |
| BOSTON COLLEGE             |       |    |     |    |    |    |  |
| at Butler                  |       |    |     |    |    |    |  |
| at Pittsburgh              |       |    |     |    |    |    |  |
| at Robert Morris           |       |    |     |    |    |    |  |
| LOUISVILLE                 |       |    |     |    |    |    |  |
| <b>TOTAL</b>               |       |    |     |    |    |    |  |
| * - started game           |       |    |     |    |    |    |  |
| <b>HONORS &amp; AWARDS</b> |       |    |     |    |    |    |  |



**Freshman  
Attack  
5-8  
Catonsville, Md.  
Glenelg Country School**

| 2023             | G-A-P | Sh | SOG | GB | DC | CT | SEASON HIGHS               |
|------------------|-------|----|-----|----|----|----|----------------------------|
| SAN DIEGO STATE  |       |    | DNP |    |    |    | Gls: .....                 |
| at Northwestern  |       |    | DNP |    |    |    | Assts: .....               |
| CENTRAL MICHIGAN | 0-0-0 | 1  | 1   | 0  | 0  | 0  | Pts: .....                 |
| CLEMSON          |       |    | DNP |    |    |    | GB: .....                  |
| at Duke          |       |    | DNP |    |    |    | <b>CAREER HIGHS</b>        |
| at Syracuse      |       |    | DNP |    |    |    | Gls: .....                 |
| VIRGINIA TECH    | 0-0-0 | 0  | 0   | 0  | 0  | 0  | Assts: .....               |
| LIBERTY          |       |    | DNP |    |    |    | Pts: .....                 |
| at Virginia      | 0-0-0 | 0  | 0   | 0  | 0  | 0  | GB: .....                  |
| BROWN            |       |    |     |    |    |    |                            |
| NORTH CAROLINA   |       |    |     |    |    |    |                            |
| BOSTON COLLEGE   |       |    |     |    |    |    |                            |
| at Butler        |       |    |     |    |    |    |                            |
| at Pittsburgh    |       |    |     |    |    |    |                            |
| at Robert Morris |       |    |     |    |    |    |                            |
| LOUISVILLE       |       |    |     |    |    |    |                            |
| <b>TOTAL</b>     |       |    |     |    |    |    |                            |
| * - started game |       |    |     |    |    |    |                            |
|                  |       |    |     |    |    |    | <b>HONORS &amp; AWARDS</b> |

**Junior  
Goalie  
6-0  
Needham, Mass.  
Needham HS**

| 2023              | GA | GAAvg  | Sv. | Sv.Pct | GB | CT |
|-------------------|----|--------|-----|--------|----|----|
| SAN DIEGO STATE*  | 2  | 2.000  | 9   | 0.818  | 0  | 1  |
| at Northwestern*  | 18 | 18.000 | 15  | 0.455  | 2  | 0  |
| CENTRAL MICHIGAN* | 2  | 8.000  | 1   | 0.532  | 2  | 1  |
| CLEMSON*          | 9  | 9.000  | 8   | 0.471  | 4  | 0  |
| at Duke*          | 6  | 6.000  | 7   | 0.538  | 3  | 0  |
| at Syracuse*      | 12 | 13.953 | 7   | 0.368  | 1  | 0  |
| VIRGINIA TECH*    | 1  | 1.000  | 6   | 0.857  | 0  | 0  |
| LIBERTY*          | 4  | 5.333  | 4   | 0.500  | 0  | 0  |
| at Virginia       |    |        |     |        |    |    |
| BROWN             |    |        |     |        |    |    |
| NORTH CAROLINA    |    |        |     |        |    |    |
| BOSTON COLLEGE    |    |        |     |        |    |    |
| at Butler         |    |        |     |        |    |    |
| at Pittsburgh     |    |        |     |        |    |    |
| at Robert Morris  |    |        |     |        |    |    |
| LOUISVILLE        |    |        |     |        |    |    |
| <b>TOTAL</b>      |    |        |     |        |    |    |

\* - started game

| SEASON HIGHS                                 |
|--|
| Saves: ..... 15, at Northwestern (02/17/23)  |
| GB: ..... 4, vs Clemson (02/25/23)           |
| CT: ..... 1, vs. Central Michigan (02/19/23) |
| <b>CAREER HIGHS</b>                          |
| Saves: ..... 15, at Northwestern (02/17/23)  |
| GB: ..... 4, vs Clemson (02/25/23)           |
| CT: ..... 1, vs. Central Michigan (02/19/23) |
|  |
| <b>HONORS &amp; AWARDS</b>                   |
|  |

**Junior  
Midfield/Attack  
5-5  
Westport, Conn.  
Staples HS**

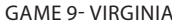
| 2023             | G-A-P | Sh | SOG | GB | DC | CT | SEASON HIGHS               |
|------------------|-------|----|-----|----|----|----|----------------------------|
| SAN DIEGO STATE  |       |    | DNP |    |    |    | Gls: .....                 |
| at Northwestern  |       |    | DNP |    |    |    | Assts: .....               |
| CENTRAL MICHIGAN |       |    | DNP |    |    |    | Pts: .....                 |
| CLEMSON          |       |    | DNP |    |    |    | GB: .....                  |
| at Duke          |       |    | DNP |    |    |    | <b>CAREER HIGHS</b>        |
| at Syracuse      |       |    | DNP |    |    |    | Gls: .....                 |
| VIRGINIA TECH    |       |    | DNP |    |    |    | Assts: .....               |
| LIBERTY          |       |    | DNP |    |    |    | Pts: .....                 |
| at Virginia      |       |    |     |    |    |    | GB: .....                  |
| BROWN            |       |    |     |    |    |    |                            |
| NORTH CAROLINA   |       |    |     |    |    |    |                            |
| BOSTON COLLEGE   |       |    |     |    |    |    |                            |
| at Butler        |       |    |     |    |    |    |                            |
| at Pittsburgh    |       |    |     |    |    |    |                            |
| at Robert Morris |       |    |     |    |    |    |                            |
| LOUISVILLE       |       |    |     |    |    |    |                            |
| <b>TOTAL</b>     |       |    |     |    |    |    |                            |
| * - started game |       |    |     |    |    |    |                            |
|                  |       |    |     |    |    |    | <b>HONORS &amp; AWARDS</b> |



## 41 Franny O'Brien

## 42 Isabel Pithie

**Sophomore  
Goalie  
5-6  
Norwell, Mass.  
Norwell HS**



**Freshman  
Goalie  
5-5  
Mullica Hill, N.J.  
Clearview Regional**

| 2023             | GA | GAAvg | Sv. | Sv.Pct | GB | CT | SEASON HIGHS               |
|------------------|----|-------|-----|--------|----|----|----------------------------|
| SAN DIEGO STATE  |    |       | DNP |        |    |    | Saves: .....--             |
| at Northwestern  |    |       | DNP |        |    |    | GB: .....--                |
| CENTRAL MICHIGAN |    |       | DNP |        |    |    | CT: .....--                |
| CLEMSON          |    |       | DNP |        |    |    | <b>CAREER HIGHS</b>        |
| at Duke          |    |       | DNP |        |    |    | Saves: .....--             |
| at Syracuse      |    |       | DNP |        |    |    | GB: .....--                |
| VIRGINIA TECH    |    |       | DNP |        |    |    | CT: .....--                |
| LIBERTY          |    |       | DNP |        |    |    |                            |
| at Virginia      |    |       |     |        |    |    |                            |
| BROWN            |    |       |     |        |    |    |                            |
| NORTH CAROLINA   |    |       |     |        |    |    |                            |
| BOSTON COLLEGE   |    |       |     |        |    |    |                            |
| at Butler        |    |       |     |        |    |    |                            |
| at Pittsburgh    |    |       |     |        |    |    |                            |
| at Robert Morris |    |       |     |        |    |    |                            |
| LOUISVILLE       |    |       |     |        |    |    |                            |
| <b>TOTAL</b>     |    |       |     |        |    |    |                            |
| * - started game |    |       |     |        |    |    |                            |
|                  |    |       |     |        |    |    | <b>HONORS &amp; AWARDS</b> |

**Junior  
Midfield  
5-9  
Maplewood, N.J.  
Oak Knoll School**

| <b>2023</b>       | <b>G-A-P</b> | <b>Sh</b> | <b>SOG</b> | <b>GB</b> | <b>DC</b> | <b>CT</b> | <b>SEASON HIGHS</b>                          |
|-------------------|--------------|-----------|------------|-----------|-----------|-----------|--|
| SAN DIEGO STATE*  | 1-0-1        | 1         | 1          | 0         | 0         | 0         | Gls: ..... 1, at Northwestern (02/17/23)     |
| at Northwestern*  | 1-0-1        | 4         | 3          | 0         | 0         | 0         | Assts: ..... --                              |
| CENTRAL MICHIGAN* | 0-0-0        | 0         | 0          | 3         | 0         | 1         | Pts: ..... 1, at Northwestern (02/16/23)     |
| CLEMSON*          | 0-0-0        | 0         | 0          | 1         | 0         | 1         | GB: ..... 3, vs. Central Michigan (02/19/23) |
| at Duke*          | 0-0-0        | 2         | 1          | 1         | 0         | 0         | <b>CAREER HIGHS</b>                          |
| at Syracuse*      | 0-0-0        | 0         | 0          | 0         | 0         | 2         | Gls: ..... 2, vs. Robert Morris, 3/6/21      |
| VIRGINIA TECH*    | 0-0-0        | 1         | 0          | 0         | 0         | 2         | Assts: ..... 1, vs. Robert Morris, 3/6/21    |
| LIBERTY*          | 0-0-0        | 0         | 0          | 2         | 0         | 0         | Pts: ..... 3, vs. Robert Morris, 3/6/21      |
| at Virginia       |              |           |            |           |           |           | GB: ..... 3, vs. Central Michigan (02/19/23) |
| BROWN             |              |           |            |           |           |           |  |
| NORTH CAROLINA    |              |           |            |           |           |           |  |
| BOSTON COLLEGE    |              |           |            |           |           |           |  |
| at Butler         |              |           |            |           |           |           |  |
| at Pittsburgh     |              |           |            |           |           |           |  |
| at Robert Morris  |              |           |            |           |           |           |  |
| LOUISVILLE        |              |           |            |           |           |           |  |
| <b>TOTAL</b>      |              |           |            |           |           |           |  |
| * - started game  |              |           |            |           |           |           |  |
|                   |              |           |            |           |           |           | <b>HONORS &amp; AWARDS</b>                   |

**Senior  
Midfield  
5-7  
Ridgewood, N.J.  
Ridgewood High**

| 2023             | G-A-P | Sh | SOG | GB | DC | CT | SEASON HIGHS        |
|------------------|-------|----|-----|----|----|----|---------------------|
| SAN DIEGO STATE  |       |    | DNP |    |    |    | Gls: -----          |
| at Northwestern  |       |    | DNP |    |    |    | Assts: -----        |
| CENTRAL MICHIGAN | 0-0-0 | 0  | 0   | 0  | 0  | 0  | Pts: -----          |
| CLEMSON          |       |    | DNP |    |    |    | GB: -----           |
| at Duke          |       |    | DNP |    |    |    | <b>CAREER HIGHS</b> |
| at Syracuse      |       |    | DNP |    |    |    | Gls: -----          |
| VIRGINIA TECH    |       |    | DNP |    |    |    | Assts: -----        |
| LIBERTY          | 0-0-0 | 0  | 0   | 0  | 0  | 0  | Pts: -----          |
| at Virginia      |       |    |     |    |    |    | GB: -----           |
| BROWN            |       |    |     |    |    |    |                     |
| NORTH CAROLINA   |       |    |     |    |    |    |                     |
| BOSTON COLLEGE   |       |    |     |    |    |    |                     |
| at Butler        |       |    |     |    |    |    |                     |
| at Pittsburgh    |       |    |     |    |    |    |                     |
| at Robert Morris |       |    |     |    |    |    |                     |
| LOUISVILLE       |       |    |     |    |    |    |                     |
| <b>TOTAL</b>     |       |    |     |    |    |    |                     |
| * - started game |       |    |     |    |    |    |                     |



**Junior  
Midfield  
5-10  
Jupiter, Fla.  
Cardinal Newman HS**

| <b>2023</b>       | <b>G-A-P</b> | <b>Sh</b> | <b>SOG</b> | <b>GB</b> | <b>DC</b> | <b>CT</b> | <b>SEASON HIGHS</b>                          |
|-------------------|--------------|-----------|------------|-----------|-----------|-----------|--|
| SAN DIEGO STATE*  | 1-0-1        | 1         | 1          | 1         | 11        | 0         | Gls: ..... 2, at Syracuse (3/11/23)          |
| at Northwestern*  | 0-1-1        | 1         | 3          | 0         | 4         | 0         | Assts: ..... 1, vs. Virginia Tech (03/16/23) |
| CENTRAL MICHIGAN* | 1-0-1        | 2         | 2          | 3         | 7         | 3         | Pts: ..... 2, at Syracuse (3/11/23)          |
| CLEMSON*          | 2-0-2        | 5         | 3          | 2         | 7         | 1         | DC: ..... 11, vs. SDSU 02/10/23              |
| at Duke*          | 0-0-0        | 0         | 0          | 2         | 3         | 0         | <b>CAREER HIGHS</b>                          |
| at Syracuse*      | 2-0-2        | 3         | 2          | 0         | 6         | 0         | Gls: ..... 3, 2x, vs. Northwestern, 2/23/22  |
| VIRGINIA TECH*    | 0-1-1        | 1         | 1          | 2         | 2         | 0         | Assts: ..... 1, vs. Virginia Tech (03/16/23) |
| LIBERTY*          | 0-3-3        | 0         | 0          | 0         | 8         | 0         | Pts: ..... 3. 2x, vs. Northwestern, 2/23/22  |
| at Virginia       |              |           |            |           |           |           | DC: ..... 13, vs. Pittsburgh, 4/16/22        |
| BROWN             |              |           |            |           |           |           |  |
| NORTH CAROLINA    |              |           |            |           |           |           |  |
| BOSTON COLLEGE    |              |           |            |           |           |           |  |
| at Butler         |              |           |            |           |           |           |  |
| at Pittsburgh     |              |           |            |           |           |           |  |
| at Robert Morris  |              |           |            |           |           |           |  |
| LOUISVILLE        |              |           |            |           |           |           |  |
| <b>TOTAL</b>      |              |           |            |           |           |           |  |
| * - started game  |              |           |            |           |           |           |  |
|                   |              |           |            |           |           |           | <b>HONORS &amp; AWARDS</b>                   |