



# NOTRE DAME

## BASEBALL

Fighting Irish Media

Alyson Prigge • aprigge@nd.edu

419-591-9329 (cell)

GAMES NO. 40-42

NOTRE DAME (23-16, 11-10 ACC) VS. FLORIDA STATE (14-25, 5-16 ACC)

### SERIES AT-A-GLANCE

| Date     | Time    | Opponent      | Location          | Probable Starters   | TV    |
|----------|---------|---------------|-------------------|---|-------|
| April 28 | 6:00 PM | Florida State | Frank Eck Stadium | LHP Aidan Tyrell (7-1, 2.76 ERA) vs. RHP Jackson Baumeister (2-4, 5.56 ERA) | ACCNX |
| April 29 | 4:00 PM | Florida State | Frank Eck Stadium | RHP Blake Hely (2-1, 4.82 ERA) vs. RHP Conner Whittaker (3-5, 4. ERA)       | ACCN  |
| April 30 | 3:00 PM | Florida State | Frank Eck Stadium | TBD vs. TBD   | ESPN2 |

### BY THE NUMBERS

|      |   |
|------|---|
| .700 | Vinny Martinez batted .700 in the series against No. 8 Virginia, finishing the weekend with seven hits, six RBI, three runs, two doubles, and one home run.   |
| 1    | Shawn Stiffler is in his first season with the Irish and comes to South Bend after spending the last 10 seasons at the helm of the VCU program where he accrued a 340-198 overall record, and dominated the Atlantic 10 with a record of 146-71.  |
| 3    | Estevan Moreno recorded three home runs in the win over No. 8 Virginia on Friday, April 21 at Frank Eck. This is the first time an Irish player has recorded three home runs in a game since Jake Shepski did it on March 24, 2016 at Virginia Tech.  |
| 4    | Brooks Coetzee was HBP four times in game two against Saint Joseph's with the final one coming as it was a tied ballgame at 9-9. The Irish finished the game with a bases loaded walk-off HBP as Coetzee was HBP for the fourth time that game for the walk-off win. He has been hit 24 times so far this season. |
| 8    | Aidan Tyrell (7-1) and Blake Hely (2-1) each recorded eight strikeouts a piece in the series win over No. 8 Virginia.   |
| 9    | Jack Penney leads the Irish with nine home runs this season, with his most recent coming on Sunday, April 23 in the 10-2 win over No.8 Virginia.  |
| 10   | Sophomore Jack Findlay brought the heat as he finished with a career-high 10 strikeouts in 5.2 innings in the win over No. 4 Wake Forest on the road (3/19/23).   |
| 13   | Joey Spence (#13) recorded his first career home run in the bottom of the eighth in the win over Northwestern at Frank Eck on Tuesday (4/4/23).   |
| 14   | The Irish introduce 14 newcomers, featuring 10 freshmen, and four grad transfers to the 2023 roster.  |
| 41   | The Fighting Irish finished the season with a 41-17 overall record in 2022 as the Irish eclipsed the 40-win plateau for the first time since 2006.  |
| 79   | The Irish set a program record for most home runs in a single season with 79 homers in 2022. Notre Dame had 75 homeruns heading into the College World Series last year, while the previous record of 73 was broken in the final game of the Knoxville Super Regional on June 12.                                 |

### Florida State Heads to South Bend

- The Fighting Irish resume ACC play with the Seminoles this weekend after sweeping No. 8 Virginia at home last weekend.
- The Irish have yet to play a game at home on a Saturday. Notre Dame is looking to play their first home Saturday game this weekend as every weekend series at home so far this season has been moved to a Sunday doubleheader.
- The Irish trail the overall series against Florida State 14-21, going 5-7 at home, 7-12 at FSU, and 2-1 at neutral sites.
- The last Irish and Seminole match up was in the 2022 ACC Tournament as the Irish downed Florida State 5-3 in pool play.
- In the regular season, Notre Dame swept the Seminoles on the road, winning game one 2-0 (12), winning game two 5-4, and winning game three 9-7.
- Carter Putz led the Irish in game one with two hits and one run, led the Irish in game two with three hits and two runs, and finished game three with two hits, two RBI, and three runs. Aidan Tyrell took home his fourth win of the 2022 season in game three of the sweep.
- Link Jarrett returns to Frank Eck for the first time after leading the Irish to their 2022 College World Series run in Omaha for the first time since 2002.

### Irish Take on MSU for the Second Time This Season

- The Irish fell to the Spartans for the second time this season on Tuesday, April 25 in East Lansing.
- Tied at 5-5 in the sixth, Michigan State recorded a six-run inning in the seventh to take the lead 11-5. The Spartans would tack on one more run in the bottom of the eighth to take the win 12-5.
- Carter Putz and Brady Gumpf led the Irish with two hits a piece and DM Jefferson recorded his first triple of the season.
- The Irish fell to Michigan State in their first extra-inning game of the season at Frank Eck Stadium on Tuesday, April 11 in the first Irish-MSU matchup of the season.
- TJ Williams went 3-4 on the day, recording four RBI and his third home run of the year. Zack Prajzner finished the day with two hits as he tallied homer number four of the season.
- Falling 7-6 after a Spartan home run in the top of the 11th, the Irish were unable to get the offense rolling in the bottom frame and dropped their first midweek of the season.



## AT A GLANCE

## 2023 ACC STANDINGS

| Atlantic          | ACC          | Overall      |
|-------------------|--------------|--------------|
| Wake Forest       | 16-4         | 35-6         |
| Boston College    | 12-9         | 28-12        |
| <b>Notre Dame</b> | <b>11-10</b> | <b>23-16</b> |
| Clemson           | 9-9          | 26-16        |
| Louisville        | 8-10         | 27-13        |
| NC State          | 8-12         | 26-14        |
| Florida State     | 5-16         | 14-25        |
|                   |              |              |
| Coastal           | ACC          | Overall      |
| Duke              | 12-8         | 29-12        |
| Virginia          | 12-9         | 34-9         |
| Miami             | 12-9         | 26-15        |
| Virginia Tech     | 10-10        | 24-14        |
| North Carolina    | 9-10         | 26-15        |
| Pitt              | 8-11         | 17-21        |
| Georgia Tech      | 8-13         | 23-18        |

## 2022 ACC STANDINGS

| Atlantic          | ACC          | Overall      |
|-------------------|--------------|--------------|
| Louisville        | 18-11-1      | 42-21-1      |
| <b>Notre Dame</b> | <b>16-11</b> | <b>41-17</b> |
| Wake Forest       | 15-14-1      | 41-19-1      |
| Florida State     | 15-15        | 34-25        |
| NC State          | 14-15        | 36-21        |
| Clemson           | 13-16        | 35-23        |
| Boston College    | 5-25         | 19-34        |
|                   |              |              |
| Coastal           | ACC          | Overall      |
| Virginia          | 8-4          | 25-4         |
| Miami             | 8-4          | 20-9         |
| North Carolina    | 6-4          | 20-9         |
| Duke              | 6-6          | 19-10        |
| Georgia Tech      | 6-6          | 18-11        |
| Pitt              | 4-6          | 13-13        |
| Virginia Tech     | 4-8          | 17-10        |

## Notre Dame Sweeps No. 8 Virginia

- The Irish notched their first sweep of the season as they downed No. 8 Virginia at Frank Eck Stadium April 21-23, playing in their fifth doubleheader of the season.
- The Irish recorded six home runs in the first win of the series on Friday night as Estevan Moreno led the way with three homers for the Irish. Jack Penney, DM Jefferson, and Brady Gumpf each recorded a home run as well in the 10-7 victory. Penney leads the Irish with nine home runs on the season.
- Jefferson's long ball was the first home run of his career as Gumpf tallied his first homer of the 2023 season.
- The Irish finished with a season-high 17 hits in the first game of the doubleheader on Sunday, April 23 as they took home the series with a 10-2 win.
- Jack Penney led the Irish with four hits, followed by Zack Prajzner and DM Jefferson who recorded three hits a piece. Carter Putz and Vinny Martinez finished with two hits, while TJ Williams, Danny Neri, and Estevan Moreno each finished with one hit in the win.
- The Irish capped off their weekend sweep with a 5-4 victory in the second game of the doubleheader.
- Blake Hely finished with a season-high 7.1 innings pitched and season-high eight strikeouts as he took home his second win of the season in the final game.
- Vinny Martinez batted .700 in the series against No. 8 Virginia, finishing the weekend with seven hits, six RBI, three runs, two doubles, and one home run.

## Valparaiso and Western Michigan Come to Frank Eck

- The Irish defeated Valparaiso and Western Michigan in their home midweeks to advance to 8-4 at home.
- Winning 7-3 over Valpo, the Irish were led by Vinny Martinez who finished the day with two home runs. He also recorded three hits, three runs, and two RBI.
- The Irish defeated Western Michigan 2-1 on Wednesday at home as they were led by TJ Williams, who finished with two hits, including a double to left center field.

## Irish Travel to Clemson

- Notre Dame took game one of the three-game series at Clemson as the Irish offense was hot to start the series, recording 11 hits while winning 10-4 on Friday.
- The 10-4 victory was sparked by a big third inning as Notre Dame picked up their eighth ACC win of the year.

- Jack Penney and Brooks Coetzee each recorded three hits a piece in the win with Coetzee also recording three RBI and Penney recording two runs.
- TJ Williams also tallied his fourth home run of the year in the fifth inning for a two-run home run that extended the lead 8-2.
- The Irish fell 5-1 in game two on Saturday and 6-4 in game three on Sunday.
- The Irish are now 8-10 in the ACC after dropping the Clemson series on the road.

## Michigan State Matchup at Frank Eck

- The Irish fell to Michigan State in their first extra-inning game of the season at Frank Eck Stadium on Tuesday, April 11.
- TJ Williams went 3-4 on the day, recording four RBI and his third home run of the year. Zack Prajzner finished the day with two hits as he tallied homer number four of the season.
- Falling 7-6 after a Spartan home run in the top of the 11th, the Irish were unable to get the offense rolling in the bottom frame and dropped their first midweek of the season.

## Conference Play Resumes at Pitt

- The Irish took the series at Pitt after winning games one and two on Thursday and Friday. After winning 10-8 in game one, the Irish took game two 11-2 after a big offensive frame in the ninth.
- The Irish fell short of the sweep as they dropped Sunday's game 9-5 against the Panthers.
- A six-run first inning gave the Irish an early advantage in game one as Danny Neri capped off the scoring frenzy with his fourth home run of the year in the top of the first.
- Jack Penney led off the second with his seventh home run of the season as he homered to right center to tack on another run for Notre Dame and make it a score of 7-2.
- The Panthers were able to close the gap to 10-8 with just one out in the bottom of the ninth as Sammy Cooper would come in to close for the Irish.
- Pitt chopped a ground ball to Penney at third who turned a double play to preserve the Irish lead. Cooper picked up his second save of the season as Notre Dame took home the 10-8 victory to open the series.
- Jackson Dennies started on the mound in game two and finished the day pitching 4.2 innings, recording six strikeouts, and allowing no runs and just one hit.
- Leading 4-1 heading into the top of the ninth, the Irish offense dominated in the final inning scoring seven runs off of six hits in the frame to go on and take the 11-2 win.

**Irish Take on Northwestern**

- The Irish are now five-for-five in midweek matchups as they defeated the Northwestern Wildcats 12-0 on Tuesday, April 4 at Frank Eck.
- Notre Dame is now 6-3 after their second shutout win of the season.
- Jack Penney recorded his sixth homerun of the year in the bottom of the seventh and Joey Spence would record his first career home run in the bottom of the eighth for a two-run homerun to extend the Irish lead 12-0 heading into the ninth.
- The Irish will face the Wildcats again on the road on Tuesday, May 16.

**UNC Heads to South Bend for Another ACC Series**

- The Notre Dame Fighting Irish (14-11) dropped the three-game series at Frank Eck as they fell to No. 13 North Carolina (20-8) in games one and two of the series.
- Looking for redemption after a tough loss to the Tar Heels on Friday night, the Irish fell 5-2 in the first game of day, but were able to take home the final game in a 9-1 victory on the home turf.
- Jackson Dennies recorded a career-high seven strikeouts across 4.2 innings in the game three win. He also allowed just two hits, while giving up no runs and walking no batters.
- Vinny Martinez had himself a weekend at the plate, recording five hits and five runs on the weekend, as well as three home runs and seven RBI.

**Midweek Matchup at Frank Eck Against Butler**

- The Irish are 4-for-4 in their midweek matchups so far this season, with two neutral site wins over Saint Joseph's in Holly Springs, a win over Valpo in the 2023 home opener, and a 4-0 win over Butler at Frank Eck.
- Jackson Dennies started on the mound as he recorded a career-high six strikeouts across a career-high four innings pitched.

**Irish Make History in Series Win Over No. 2 Louisville**

- The Notre Dame Fighting Irish (12-9) defeated the No. 2 Louisville Cardinals (19-4) in a historic fashion, taking the first game of the series on Friday, March 24 and the first game of the doubleheader on Sunday, March 26.
- The 5-4 win on Sunday afternoon clinched the first-ever home series win over Louisville in program history. After falling 2-1 in the second game of the doubleheader, the Irish are now 4-5 in conference.
- In game one, Notre Dame trailed 2-0 heading into the fifth.
- The Irish held Louisville scoreless in the top of the

inning, while the Irish offense really started to get hot in the bottom of the frame. The Irish led off with singles from DM Jefferson and TJ Williams, and a sac bunt from Jack Penney would put runners on second and third for Notre Dame.

- Zack Prajzner scored both as he doubled down the left field line to add two Irish runs to the board and make it an even 2-2 ballgame. Zyska followed with a double of his own as he sent it to the wall in the left field gap to score Prajzner and take the lead 3-2.
- The Cardinals would score another run in the top of the sixth to tie it up at 3-3.
- The Irish immediately responded as Estevan Moreno ripped a home run to deep left, his second of the season, to put the Irish back on top at 4-3 and lead them to eventual 4-3 victory to take game one.
- In Saturday's doubleheader, the Cardinals would put their first run of the day on the board on the first pitch of the game as they opened up with a home run to right field to take an early 1-0 lead. And after leading off the top of the fifth with another home run, Louisville led 3-0.
- Notre Dame wasn't going anywhere, as the Irish bats started to get hot in the fifth. Notre Dame would score all five of their runs in the bottom of the inning. The Irish's five runs would come off of just three three hits, all of which were home runs. Jack Penney would hit the first homer, followed by back-to-back home runs from Carter Putz and Brooks Coetzee.
- The five-run inning lifted the Irish to a 5-4 win to clinch the series win over the Cardinals.

**Notre Dame Opens up at Home Against Valparaiso**

- The Notre Dame Fighting Irish took down the Beacons in the 106<sup>th</sup> matchup between Valpo and Notre Dame as the Irish lead the overall series 86-21 with the very first game taking place on May 14, 1918.
- The Irish defeated Valpo in a 8-4 victory in their home opener on Tuesday, March 21 at Frank Eck.
- Both graduate students, Zack Prajzner and Jack Zyska both recorded their first home runs of the season in Tuesday's win. Prajzner's homer to left field came in the bottom of the third and Zyska followed with his left field home run in the bottom of the fourth.
- David Lally Jr. made his second career start on the mound, throwing 2.1 innings before he was relieved in the third inning by Carter Bosch. Bosch recorded a season-high six strikeouts across 3.2 innings and gave up no runs while allowing only two hits. Sammy Cooper came in to close in the top of the seventh, taking home his second win of the season.

**Irish Resume Conference Play at No. 4 Wake Forest**

- The Notre Dame Fighting Irish finished the series 2-1 at no. 4 Wake Forest last weekend after falling in both doubleheader games on Saturday, but taking home Sunday's game in a 3-1 victory.
- The Irish are now 9-8 on the year and 2-4 in the ACC after the road series.
- Due to Friday's game being postponed for inclement weather, the Irish and Demon Deacons played a doubleheader on Saturday, March 18.
- Wake Forest took game one 4-1 and game two 12-3.
- Jackson Dennies started on the mound for the Irish in game one, finishing the day with three strikeouts while allowing two runs and five hits across 3.2 innings pitched.
- Aidan Tyrell came in relief with two outs in the bottom of the fourth, throwing 3.1 innings, recording four strikeouts, and giving up just one run and one hit.
- Trailing 1-0 heading into the top of the third, Danny Neri led off for the Irish with a double down the left field line and advanced to third on a sac bunt from TJ Williams. Estevan Moreno followed with his first hit of the day as he singled through the left side to score Neri for Notre Dame's only run of the game
- The Irish struggled to score in game two on Saturday. Trailing 12-1 heading into the top of the ninth, Connor Hincks singled to center field for his first career hit and was sent home on a two-run home run from Tony Lindwedel. Lindwedel's first career home run would close the gap to 12-3 as Wake Forest took home the second game of the series.
- Wake Forest was undefeated 14-0 at home so far this season until Notre Dame took game three with a score of 3-1.
- The Irish offense sparked in the top of the second with a double to right center from Carter Putz, who scored after Jack Zyska hit a single to left field.
- The Irish posted an early 1-0 lead, while Findlay continued to shut down the Demon Deacons from the mound as he closed the first two innings with three strikeouts.
- DM Jefferson started the third with a lead-off single to center field and advanced to second on a passed ball with TJ Williams up to bat. Jefferson was able to score and tack on another run for the Irish as an RBI single from Brooks Coetzee brought Jefferson home for the 2-0 lead.
- Coetzee led off the sixth with a double to right center field, which was followed by a walk from Putz. With runners on first and second and Jack Penney up to bat, Coetzee was able to steal third

on a wild pitch. Penney reached on a fielder's choice, recording an RBI as Coetzee ran home to give the Irish a 3-0 edge heading into the bottom of the sixth.

- Findlay recorded his 10th strikeout of the day before he was relieved by Blake Hely with two outs in the sixth. Findlay absolutely dominated from the mound, throwing 10 strikes across 5.2 innings and allowing just two hits and no runs.

#### Midweek matchup in Holly Springs

- The Irish took down the Hawks on Tuesday, March 14, and Wednesday, March 15, in their first midweek matchup of the year.
- Notre Dame defeated Saint Joseph's 6-3 on Tuesday and 10-9 on Wednesday at Ting Stadium in Holly Springs, NC..
- Matt Bedford made his first start of the year in game one and freshman David Lally Jr. made his first career start on the mound in game two.
- Carter Putz recorded his second home run of the year in game one with a 440' rocket to right field in the game one win.
- The Irish took game two in a close 10-9 win, finishing the game with a bases loaded walk-off HBP as Coetzee was hit by the pitch for the fourth time that game for the walk-off win.
- Putz, Penney, and Neri each recorded their third home runs of the year in game two against Saint Joseph's.

#### Conference Play Opens Up at Georgia Tech

- The Notre Dame Fighting Irish start the 2023 conference season 1-2 in the ACC after falling in games one and two, but taking home game three against the Yellow Jackets on the road.
- The Irish fell in a close one on Friday night (March 10) at Russ Chandler Stadium. While the Irish trailed 2-0 early, a strong fifth inning that included five singles allowed Notre Dame to put four runs on the board to take the lead 4-3. However, the bottom of the seventh inning would lift the Yellow Jackets to the 7-4 victory in game one.
- Due to Sunday's weather, a double header was played on Saturday where the Yellow Jackets took the first game of the day 15-2.
- While the Irish struggled to find the strike zone, the Yellow Jackets were hot from the plate, bringing in nine runs in the first three innings.
- The Fighting Irish scored their first run of the day in the top of the third after Estevan Moreno singled up the middle and was sent home from an RBI double down the right field line from Jack Penney.
- The Yellow Jackets would tack on another two runs in the bottom of the fourth to extend the

lead 11-1 and wouldn't score again until the bottom of the seventh.

- Freshman Caden Spivey made his debut on the mound in the bottom of the fourth, striking out his very first batter faced. Spivey allowed only one hit and gave up no runs in his two innings pitched.
- Norte Dame wasn't going anywhere though, as they came out strong to start the second game of the day and went on to take the final game 17-4. The Irish finished with 16 hits, their best offensive outing of the season.
- Zack Prajzner started the Irish offense with a double to left field, followed by a base hit from Brooks Coetzee. Nick Juaire reached first after being hit by a pitch and it was bases loaded for the Irish. Jack Zyska was walked in his first at bat of the game, which scored Prajzner and put Notre Dame on the board 1-0.
- Jack Penney stepped up to the plate with bases loaded and two outs and crushed a ball down the right field line for a grand slam. Penney's second home run of the season scored Coetzee, Juaire, and Zyska to give the Irish the 5-0 advantage after one.
- Leading 5-2 heading into the third, Carter Putz led off and started the inning with his first home run of the season with a 418' homer to deep center field. Juaire followed with a base hit to left field and scored on an RBI double from Penny, his fifth RBI of the game.
- Jackson Dennies started on the mound for the Irish, pitching 2.2 innings, throwing three strikeouts, and giving up three runs.
- Dennies would give up one run in the bottom of the third before he was relieved by Aidan Tyrell, who finished with a game-high five strikeouts. Tyrell allowed no runs and only gave two hits across four innings pitched.
- Vinny Martinez kept the offense going with a 434' rocket out to left field, his first home run of the season with the Irish in the top of the seventh. Notre Dame tacked on another five runs in the seventh to take home the 17-4 victory.

#### Irish Travel to UAB

- The Irish took home their second series win of the season after taking down the Blazers 2-1 last weekend in Birmingham, AL.
- Danny Neri led the Irish against UAB, batting .500 (4-8 at the plate) and scoring three runs. Neri finished with a triple, a home run, and three RBI.
- Zack Prajzner batted .333 on the weekend recorded three hits and two runs. Pinch hitter Nick Juaire came in and went 2-2 at the plate and scored one run while also recording two RBI.
- The Irish took home game one of the series 7-2 on Friday, March 3 at Young Memorial Field after

tallying runs in each of the first three innings and out-hitting the Blazers 10-5 on Friday. Jack Findlay (2-0) took home his second win of the season, finishing with six strikeouts on the day.

- Game two went to the Irish 7-3 after trailing 3-0 to start the top of the sixth. Notre Dame scored six runs in the top of the sixth, including a first career home run from Estevan Moreno. Will Mercer took home his first win of the season in game two.
- The Irish fell 5-2 in game three, falling to 5-4 on the season.

#### Notre Dame Wins First Series of the Year at UNCG

- The Notre Dame baseball team won their first series of the 2023 season after taking down UNCG on the road.
- Carter Putz led the way for the Irish, batting .400 on the weekend, finishing with four hits and three runs.
- The Irish took home game one on Friday, Feb. 17 in a 6-5 win after Danny Neri stepped up to the plate and homered to right field. After an even ballgame at 4-4 heading into the top of the ninth, Neri's homerun scored Putz and added two more runs to the board.
- Findlay's three strikeouts in the bottom of the ninth closed out Notre Dame's game one win.
- Despite falling 12-0 to UNCG on Saturday, the Irish responded with a game three win 7-4 over Sunday to take the series.
- The Irish struck first as grad students Zack Prajzner and Brooks Coetzee got the Notre Dame offense rolling. Coetzee recorded an RBI single to send Prajzner home and put the Irish on the board. Notre Dame held the Spartans scoreless the first three innings and led 1-0 to start the fourth.
- Notre Dame scored another four runs in the top of the fourth with runs from Prajzner, Putz, Penney, and Martinez.
- Bedford, who got the win for Notre Dame, dominated at the hill for the Irish. He threw four strikeouts over three innings and allowed no runs and only one hit.

#### Irish Open Campaign at Lipscomb

- The Notre Dame baseball team took on the Lipscomb Bisons for just the second time in program history Feb. 17-19 in Nashville, Tennessee.
- The Irish fell 5-4 in game one despite scoring two runs in the top of the ninth to close the gap within one.
- Norte Dame bounced back in game two, defeating the Bison 8-4 after a big seven-run inning in the top of the seventh.
- Despite taking home game two, the Irish struggled to connect at the plate and fell in game

## AT A GLANCE

three 4-2, falling to 1-2 to start the 2023 season.

- With only 10 hits as a team on the weekend, TJ Williams and Jack Penney both hit their first home runs of the 2023 season.
- Freshmen Rory Fox and David Lally Jr. made their debuts on the mound on Sunday, as well as graduate transfers Carter Bosch and Blake Hely who pitched in an Irish uniform for the first time.

**Lethal Lineup is Back for 2022**

- Coming off the most successful season in almost 20 years, a strong portion of the 2022 leadership returns as seven graduate students are back for another year with the Irish, four of which were every day starters.
- Graduate students Carter Putz, Zack Prajzner, Jack Zyska, and Brooks Coetzee all return to the field for the Irish.
- Putz started all 58 games and was a big piece of Notre Dame's success last season. He also led the team in hits (81) and runs (55) and was second on the squad in doubles (13) and batting average (.339).
- Putz's 81 hits were the most hits in a single season since 2013 when World Series Champion Trey Mancini had 89 hits on the year.
- Prajzner returns to the Irish after starting all 58 games and setting career highs in runs, hits, doubles, home runs and RBIs last season. He was also fourth on the team in hits and runs as he finished with 44 runs and 58 hits.
- Prajzner was named to the 2022 Statesboro Regional All-Tournament Team after hitting the game-tying home run in the 6-4 win over No. 22 Georgia Southern to advance to the Statesboro Regional Championship.
- Both Putz and Prajzner were also recognized by Perfect Game as two of the top 50 seniors in the country heading into the 2023 season.
- Zyska made 38 starts on the season and was a big piece of the Super Regional win over No. 1 Tennessee as he hit one of four home runs in the 8-6 win over the Volunteers in game one and set a career-high four hits against Tennessee in game two.
- He finished with 34 runs, 45 hits, 12 doubles, 13 home runs, and seven stolen bases.
- Coetzee started all 58 games and had a big year with the Irish as he set career highs in runs (42), hits (59), home runs (12), and RBI (43).
- He finished second on the team in home runs and was one of three Irish players to hit double-digit home runs last season as the Irish set the program record for home runs in a single season with 79 homers.

**Findlay, Tyrell, and Mercer Return**

- While the Irish lost main starters John Bertrand and Austin Temple, the Irish return Freshman All-American LHP Jack Findlay.
- Findlay capped off his freshman season as a pivotal piece of Notre Dame's postseason success. He made 20 appearances, including eight starts, but was recognized as a big-time closer for the Irish.
- Findlay led the Irish in ERA and saves, was second in wins and third on the team in innings pitched after finishing the 2022 season with a 2.17 ERA, 54 strikeouts, and 6-2 record with four saves through 49.2 innings.
- Findlay was named a 2022 Perfect Game Second Team Freshman All-American and a 2022 Freshman All-American by Collegiate Baseball Newspaper.
- At the beginning of this year, Findlay was also recognized by Perfect Game as one of the top 50 sophomores in the country.
- Graduate student Aidan Tyrell also returns to the mound for Notre Dame.
- Tyrell made 26 appearances and had five starts for the Irish as he finished the year with a 3.75 ERA, 37 strikeouts, and a 5-2 record with two saves through 48.0 innings pitched.
- Tyrell won his first three starts of the season after allowing just one run in 16.0 innings pitched and had a string of four and five-straight appearances out of the bullpen without allowing a run.
- Graduate student Will Mercer returns for his fifth season after making 13 appearances and 3 starts in 2022.
- Mercer finished his senior year with a 4.18 ERA and a 2-1 record with one save through 23.2 innings pitched along with 24 strikeouts. He tossed a season-best 3.2 innings pitched and did not allow a run against #5 Texas A&M at the College World Series.

**Newcomers**

- The Irish also have 14 newcomers, featuring 10 freshmen and four grad transfers.
- Blake Hely is a graduate transfer that joined the Irish this fall after spending four years at Davidson.
- He was another Notre Dame player recognized by Perfect Game this year as one of the top 50 impact transfers in the nation. Hely was a weekend starter for the Wildcats, appearing in and starting 15 games with a 3.80 ERA and a 9-2 record after leading Davidson in 2022 with 85.1 innings pitched.
- Hely was also named Atlantic 10 Pitcher of the Year, Atlantic 10 First Team, and ABCA All-Atlantic Region Team this past season.

- Hely held opponents to a .207 batting average, led the A-10 with 6.86 hits allowed per nine innings and was second in the league with 97 strikeouts.
- Graduate transfers Vincent Martinez (C) and Justin Moore (RHP) joined the Irish this fall after each of them spent four years at Stanford.
- RHP Carter Bosch is another graduate transfer who joins the Irish from Georgetown.
- David Lally Jr., of Grand Blanc, Michigan, is predicted to be a force on the mound as he helped guide his high school to a 2021 State Championship, is a two-time Collegiate Baseball First Team All-American and was recognized this year as one of the top 100 freshmen in the country by Perfect Game.

**Season to Remember in 2022**

- Notre Dames run at the College World Series came to a close on June 21, 2022 after a 5-1 loss to Texas A&M in the Bracket 1 elimination game.
- The Fighting Irish finished the season with a 41-17 overall record after making the program's third trip to Omaha for the College World Series.
- The Irish reached the Super Regional round in consecutive seasons for the first time in program history and were the only ACC team that advanced to Omaha after four ACC squads were in the Super Regionals last year.
- They eclipsed the 40-win plateau for the first time since 2006 and knocked off the No. 1 overall seed Tennessee in the Super Regionals.
- Heading into the contest, Tennessee was 37-3 at home and had won 11-straight games.
- The Irish hit four home runs in the win, the most home runs Tennessee had allowed all season.
- The Irish handed Tennessee their first loss at home in the postseason since 2001.
- Left-handed pitcher John Michael Bertrand, infielder/right-handed pitcher Jack Brannigan and left-handed pitcher Jack Findlay all earned All-American honors.
- Bertrand was named a second team All-American by the NCBWA, Brannigan was named to the third team by Perfect Game and Findlay was a second team freshman All-American from Perfect Game.
- It was Bertrand's third postseason All-American honor this year (Collegiate Baseball & CoSIDA), Findlay's second of the season (Collegiate Baseball) and Brannigan earned his first of the season.
- Bertrand was also named the NCBWA District Five Player of the Year, ABCA All-Region First Team, and was named the Statesboro Regional Most Outstanding Player as he helped pave the way on the Irish's run to the College World Series

# 2023 NOTRE DAME BASEBALL GAME NOTES

## 2022 MLB Draft

- The Irish saw four of Irish drafted on the second day of the Major League Baseball Draft in 2022.
- It marks the second-straight season that Notre Dame has had a pair of players taken in the MLB Draft, and the 37th-consecutive season the Irish have had at least one player selected.
- Infielder Jack Brannigan was selected in the third round by the Pittsburgh Pirates.
- Brannigan's third round selection is the highest pick for a Notre Dame player since Eric Jagielo was taken in the first round in 2013.
- Last season Brannigan started 56 games and appeared in 11 games on the hill with one start. Brannigan slashed .291/.360/.540 as he led the Irish in doubles (15) and was second on the team in homers (12).
- Right-handed pitcher Liam Simon was picked by the San Francisco Giants in the fifth round.
- Simon appeared in 16 games and made seven starts on the hill in 2022. He threw 30.2 innings, striking out 56 hitters as opponents hit just .188 against him.
- Right-handed pitcher Alex Rao was selected by the Philadelphia Phillies in the eighth round.
- Rao threw 47.0 innings and struck out 57 hitters, while also picking up three saves, and earning a 3-1 record. He held opponents to a .188 average against.
- John Michael Bertrand was the final pick of the 10th round by the Giants.
- In the 2022 season, Bertrand started 18 games for Notre Dame, leading the team in innings pitched (109.0), strikeouts (111) and wins (10). He earned a 2.81 ERA and limited opponents to a .234 average against.

## John P. And Catherine Murphy Head Baseball Coach

- Shawn Stiffler is in his first season with the Irish and comes to South Bend after spending the last 10 seasons at the helm of the VCU program where he accrued a 340-198 overall record, and dominated the Atlantic 10 with a record of 146-71.
- He was a monumental piece in VCU's success where he turned the Rams into one of the most consistent programs in the country, as it is one of just seven programs nationally to earn 34 or more wins in each of the last eight full seasons.
- In Stiffler's 10-seasons at the helm of the VCU program, the Rams won Atlantic 10 Regular Season Championships in 2017, 2019 and 2021. The 2017 A-10 Regular Season Championship was the first in program history at VCU.
- Stiffler also led VCU to the NCAA Championship Tournament in 2015, 2021 and 2022.
- Stiffler earned American Baseball Coaches' Association (ABCA) East-Region Coach of the Year

honors following the 2015 season in which he led VCU to the A-10 Championship and its first-ever Super Regional..

- The 2019 A-10 Coach of the Year guided four Rams to All-American honors, five Freshman All-Americans, 20 ABCA All-Region honorees and 48 All A-10 selections.

## Meet the Assistants

- Assistant coach Logan Robbins joined the Irish after spending seven seasons at Old Dominion in Norfolk, Virginia.
- Robbins led the Monarch offense to new heights as hitters finished second in Conference USA in 2021 and 2022, hitting a .301 and a .296 team average, respectively.
- In 2021, the Monarchs finish second in the country with 105 home runs, smashing the previous home run record of 67, followed by a 2022 squad that hit 128 home runs as a team, finishing third nationally.
- Robbins offense finished in the top 15 nationally in home runs, home runs per game, scoring and slugging percentage.
- Robbins played at Western Kentucky University and was a 10th round draft pick by the Atlanta Braves in 2011.
- Seth Voltz joins the Fighting Irish after spending the 2022 season under Stiffler at VCU, and previously worked as an assistant coach at Wofford College.
- Voltz led the Rams to the 2022 Atlantic 10 Championship, winning 17-consecutive games and earning the three-seed at the NCAA Chapel Hill Regional where they notched wins over North Carolina and Georgia.
- VCU finished the 2022 campaign with a 42-20 record, and ranked in the top 20 in Division I in ERA (3.91 – 9th), WHIP (1.29 – 12th) and walks allowed per nine innings (3.12 – 10th).
- Voltz was an assistant coach with the Wofford Terriers from 2017-20.
- He helped the Terriers win the first Southern Conference Regular Season Championship in program history in 2021, after a 36-21 regular season and a 21-9 SoCon record.
- The 492 strikeouts in the 2021 campaign is the second-most in SoCon history and the third-most in program history.
- After graduating from VCU in 2012, where he was a four-year letterwinner under Stiffler, he began his coaching career as the Rams' volunteer coach and then coached as an assistant at UT Martin from 2015-16.
- Stiffler completed his staff with the hiring of Duke alum Ryan Munger from Davidson College as his volunteer coach. Munger has served as an assistant coach for the past seven seasons, and was elevated to recruiting coordinator in July of 2018.

# 2023 NOTRE DAME BASEBALL GAME NOTES

## 2023 ROSTER

| No. | Name               | Pronunciation | Cl.    | Pos.    | Ht.  | Wt. | B/T | Hometown/Previous School                   |
|-----|--------------------|---------------|--------|---------|------|-----|-----|--|
| 1   | Cooper Clapp       |               | Fr.    | INF     | 5-10 | 180 | L/R | Savannah, TN/Hardin County                 |
| 3   | Estevan Moreno     |               | Fr.    | INF     | 6-2  | 200 | R/R | Hanover Park, IL /Montini Catholic         |
| 4   | Carter Putz        |               | Gr.    | INF     | 6-0  | 210 | R/R | Belton, MO/Bishop Miege                    |
| 6   | TJ Williams        |               | Jr.    | OF      | 5-11 | 185 | R/L | Germantown, MD/Georgetown Prep             |
| 7   | Jack Zyska         | ZIS-ka        | Gr.    | OF      | 5-11 | 180 | R/R | Berkeley Heights, NJ/Seton Hall Prep       |
| 8   | Danny Neri         | knee-RYE      | Jr.    | C       | 6-1  | 195 | L/R | Macclenny, FL/ Bishop John J. Snyder       |
| 9   | RJ Rickabaugh      |               | Fr.    | C       | 5-11 | 190 | L/R | Coatesville, PA/Coatesville Area           |
| 10  | Rory Fox           |               | Fr.    | INF/RHP | 6-2  | 185 | L/R | Waukesha, WI Catholic Memorial             |
| 11  | Jack Penney        |               | So.    | INF     | 6-0  | 185 | L/R | Wakefield, MA/Phillips Academy             |
| 12  | Connor Hincks      | HINKS         | Jr.    | INF     | 6-2  | 180 | L/R | Western Springs, IL/Benet Academy/Virginia |
| 13  | Joey Spence        |               | So.    | C       | 6-0  | 195 | L/R | West Bend, IN/West Bend East               |
| 14  | Zack Prajzner      | PRIZE-ner     | Gr.    | INF     | 6-0  | 200 | R/R | Carlsbad, CA/San Marcos                    |
| 16  | Drayk Bowen        | Drake         | Fr.    | INF     | 6-2  | 225 | R/R | Merrillville, IN/ Andrian                  |
| 17  | Aidan Tyrell       | TAIR-uhl      | Gr.    | LHP     | 6-0  | 165 | L/L | Joliet, IL/Joliet Catholic Academy         |
| 18  | Nick Juaire        | JU-AIR        | Gr.    | C/OF    | 5-8  | 180 | S/R | Farmington, MN/Iowa Western JC / TCU       |
| 19  | Casey Kmet         |               | RS Jr. | INF     | 5-10 | 210 | R/R | Arlington Heights, IL/St. Viator           |
| 20  | Nick DeMarco       |               | So.    | INF/RHP | 5-11 | 185 | R/R | St. Charles, IL/St. Charles North          |
| 21  | Brady Gumpf        |               | Jr.    | OF      | 6-1  | 195 | R/R | South Bend, IN/St. Joseph                  |
| 22  | Peter Fasciglione  |               | Fr.    | INF     | 6-2  | 195 | L/R | Harrison, NY/Iona Prep                     |
| 23  | Carter Bosch       |               | Gr.    | RHP     | 6-2  | 205 | R/R | McLean, VA/Potomac                         |
| 24  | Jack Findlay       | FIN-dlay      | So.    | LHP     | 6-3  | 200 | L/L | Ledgewood, NJ/Roxbury                      |
| 25  | Ryan Lynch         |               | Jr.    | LHP     | 6-2  | 200 | R/L | Granger, IN/Penn                           |
| 26  | Caden Spivey       |               | Fr.    | RHP     | 6-1  | 180 | R/R | Soperton, GA/Vidalia Comprehensive         |
| 28  | Hunter Russell     |               | Fr.    | INF     | 6-3  | 190 | L/R | Jacksonville, FL/Episcopal                 |
| 29  | David Lally Jr.    |               | Fr.    | RHP     | 6-4  | 210 | R/R | Grand Blanc, MI/Grand Blanc Community      |
| 30  | DM Jefferson       |               | So.    | OF      | 6-0  | 200 | L/R | Washington, DC/St. John's                  |
| 32  | Matt Bedford       |               | Jr.    | RHP     | 6-1  | 200 | R/R | Staten Island, NY/St. Peter's Boys HS      |
| 33  | Radek Birkholz     | RAD-ick       | So.    | RHP     | 6-0  | 200 | R/R | Highlands Ranch, CO/Valor Christian        |
| 34  | Vinny Martinez     |               | Gr.    | C       | 6-2  | 235 | R/R | San Marcos, CA/San Marcos                  |
| 36  | Zach Kempe         | kemp          | So.    | RHP     | 6-1  | 185 | R/R | St. Charles, IL/St. Charles North          |
| 38  | Xavier Hirsch      |               | Fr.    | RHP     | 6-5  | 185 | L/R | Mansfield, TX/Mansfield                    |
| 40  | Aidan Krupp        |               | So.    | RHP     | 6-3  | 220 | R/R | River Forest, IL/Oak Park & River Forest   |
| 41  | Jackson Dennies    |               | Jr.    | RHP     | 6-4  | 240 | R/R | New Orleans, LA/Archbishop Rummel          |
| 42  | Brooks Coetzee III | COAT-zee      | Gr.    | OF      | 6-1  | 210 | R/R | Mahomet, IL/Mahomet-Seymour                |
| 43  | Will Mercer        |               | Gr.    | LHP     | 6-1  | 210 | L/L | Houston, TX/Strake Jesuit Prep             |
| 44  | Blake Hely         |               | Gr.    | RHP     | 6-1  | 190 | R/R | Coral Springs, FL/St. Thomas Aquinas       |
| 45  | Justin Moore       |               | Gr.    | RHP     | 6-5  | 235 | R/R | Austin, TX/Vandergriff                     |
| 47  | Tony Lindwedel     | LIND-wed-uhl  | Jr.    | C       | 5-11 | 185 | R/R | St. Louis, MO/St. Louis University HS      |
| 49  | Ricky Reeth        |               | So.    | RHP     | 6-2  | 190 | L/R | Windermere, FL/West Orange                 |
| 50  | Sammy Cooper       |               | Jr.    | RHP     | 5-11 | 190 | R/R | Lee's Summit, MO/Lee's Summit West         |

**John P. and Catherine Murphy Head Baseball Coach** - 5 Shawn Stiffler (George Mason '01)

**Assistant Coach** - 2 Logan Robbins (Western Kentucky University '12)

**Assistant Coach** - 5 Seth Voltz (Virginia Commonwealth University '12)

**Volunteer Assistant Coach** - 37 Ryan Munger (Duke '13)

## 2023 SCHEDULE

| Day              | Date            | Opponent                | Site                  | Video        | Time (Eastern)    | Results            | Decision                 |
|------------------|-----------------|-------------------------|-----------------------|--------------|-------------------|--------------------|--------------------------|
| Friday           | Feb. 17         | Lipscomb                | Nashville, TN         | ESPN+        | 3:00 p.m.         | L, 5-4             | L: Hely (0-1)            |
| Saturday         | Feb. 18         | Lipscomb                | Nashville, TN         | ESPN+        | 3:00 p.m.         | W, 8-4             | W: Tyrell (1-0)          |
| Sunday           | Feb. 19         | Lipscomb                | Nashville, TN         | ESPN+        | 2:00 p.m.         | L, 4-2             | L: Fox (0-1)             |
| Friday           | Feb. 24         | UNCG                    | Greensboro, NC        | ESPN+        | 4:00 p.m.         | W, 6-5             | W: Findlay (1-0)         |
| Saturday         | Feb. 25         | UNCG                    | Greensboro, NC        | ESPN+        | 2:00 p.m.         | L, 12-0            | L: Dennies (0-1)         |
| Sunday           | Feb. 26         | UNCG                    | Greensboro, NC        | ESPN+        | 12:00 p.m.        | W, 7-4             | W: Bedford (1-0)         |
| Friday           | March 3         | UAB                     | Birmingham, AL        | CUSA TV      | 5:00 p.m.         | W, 7-2             | W: Findlay (2-0)         |
| Saturday         | March 4         | UAB                     | Birmingham, AL        | ESPN+        | 3:00 p.m.         | W, 7-3             | W: Mercer (1-0)          |
| Sunday           | March 5         | UAB                     | Birmingham, AL        | CUSA TV      | 2:00 p.m.         | L, 5-2             | L: Tyrell (1-1)          |
| Friday           | March 10        | Georgia Tech*           | Atlanta, GA           | ACCNX        | 6:00 p.m.         | L, 7-4             | L: Bedford (1-1)         |
| Saturday         | March 11        | Georgia Tech*           | Atlanta, GA           | ACCNX        | 2:00 p.m.         | L, 15-2            | L: Birkholz (0-1)        |
| Saturday         | March 11        | Georgia Tech*           | Atlanta, GA           | ACCNX        | 6:00 p.m.         | W, 17-4            | W: Tyrell (2-1)          |
| Tuesday          | March 14        | Saint Joseph            | Holly Springs, NC     | -----        | 3:00 p.m.         | W, 6-3             | W: Hely (1-1)            |
| Wednesday        | March 15        | Saint Joseph            | Holly Springs, NC     | -----        | 1:00 p.m.         | W, 10-9            | W: Cooper (1-0)          |
| Saturday         | March 18        | Wake Forest*            | Winston-Salem, NC     | ACCNX        | 12:00 p.m.        | L, 4-1             | L: Dennies (0-2)         |
| Saturday         | March 18        | Wake Forest*            | Winston-Salem, NC     | ACCN         | 4:00 p.m.         | L, 12-3            | L: Bedford (1-2)         |
| Sunday           | March 19        | Wake Forest*            | Winston-Salem, NC     | ACCNX        | 1:00 p.m.         | W, 3-1             | W: Findlay (3-0)         |
| <b>Tuesday</b>   | <b>March 21</b> | <b>Valparaiso</b>       | <b>Notre Dame, IN</b> | <b>ACCNX</b> | <b>4:00 p.m.</b>  | <b>W, 8-4</b>      | <b>W: Cooper (2-0)</b>   |
| <b>Friday</b>    | <b>March 24</b> | <b>Louisville*</b>      | <b>Notre Dame, IN</b> | <b>ACCN</b>  | <b>3:00 p.m.</b>  | <b>W, 4-3</b>      | <b>W: Tyrell (3-1)</b>   |
| <b>Sunday</b>    | <b>March 26</b> | <b>Louisville*</b>      | <b>Notre Dame, IN</b> | <b>ACCNX</b> | <b>11:00 p.m.</b> | <b>W, 5-4</b>      | <b>W: Findlay (4-0)</b>  |
| <b>Sunday</b>    | <b>March 26</b> | <b>Louisville*</b>      | <b>Notre Dame, IN</b> | <b>ACCNX</b> | <b>2:30 p.m.</b>  | <b>L, 2-1</b>      | <b>L: Birkholz (0-2)</b> |
| <b>Tuesday</b>   | <b>March 28</b> | <b>Butler</b>           | <b>Notre Dame, IN</b> | <b>ACCNX</b> | <b>5:00 p.m.</b>  | <b>W, 4-0</b>      | <b>W: Tyrell (4-1)</b>   |
| <b>Friday</b>    | <b>March 31</b> | <b>North Carolina*</b>  | <b>Notre Dame, IN</b> | <b>ACCNX</b> | <b>3:00 p.m.</b>  | <b>L, 10-8</b>     | <b>L: Bosch (0-1)</b>    |
| <b>Sunday</b>    | <b>April 2</b>  | <b>North Carolina*</b>  | <b>Notre Dame, IN</b> | <b>ACCNX</b> | <b>12:00 p.m.</b> | <b>L, 5-2</b>      | <b>L: Findlay (4-1)</b>  |
| <b>Sunday</b>    | <b>April 2</b>  | <b>North Carolina*</b>  | <b>Notre Dame, IN</b> | <b>ACCNX</b> | <b>3:30 p.m.</b>  | <b>W, 9-1</b>      | <b>W: Tyrell (5-1)</b>   |
| <b>Thursday</b>  | <b>April 4</b>  | <b>Northwestern</b>     | <b>Notre Dame, IN</b> | <b>ACCNX</b> | <b>5:30 p.m.</b>  | <b>W, 12-0</b>     | <b>W: Bosch (1-1)</b>    |
| Thursday         | April 6         | Pitt*                   | Pittsburgh, PA        | ACCNX        | 3:00 p.m.         | W: 10-8            | W: Mercer (2-0)          |
| Friday           | April 7         | Pitt*                   | Pittsburgh, PA        | ACCNX        | 3:00 p.m.         | W: 11-2            | W: Tyrell (6-1)          |
| Saturday         | April 8         | Pitt*                   | Pittsburgh, PA        | ACCNX        | 1:00 p.m.         | L: 9-5             | L: Cooper (2-1)          |
| <b>Tuesday</b>   | <b>April 11</b> | <b>Michigan State</b>   | <b>Notre Dame, IN</b> | <b>ACCNX</b> | <b>6:00 p.m.</b>  | <b>L: 7-6 (11)</b> | <b>L: Lynch (0-1)</b>    |
| Friday           | April 14        | Clemson*                | Clemson, SC           | ACCN         | 8:00 p.m.         | W: 10-4            | W: Spivey (1-0)          |
| Saturday         | April 15        | Clemson*                | Clemson, SC           | ACCNX        | 4:00 p.m.         | L: 5-1             | L: Findlay (4-2)         |
| Sunday           | April 16        | Clemson*                | Clemson, SC           | ACCNX        | 1:00 p.m.         | L: 6-4             | L: Birkholz (0-3)        |
| <b>Tuesday</b>   | <b>April 18</b> | <b>Valparaiso</b>       | <b>Notre Dame, IN</b> | <b>ACCNX</b> | <b>4:00 p.m.</b>  | <b>W: 7-3</b>      | <b>W: Cooper (3-1)</b>   |
| <b>Wednesday</b> | <b>April 19</b> | <b>Western Michigan</b> | <b>Notre Dame, IN</b> | <b>ACCNX</b> | <b>6:00 p.m.</b>  | <b>W: 2-1</b>      | <b>W: Reeth (1-0)</b>    |
| <b>Friday</b>    | <b>April 21</b> | <b>Virginia*</b>        | <b>Notre Dame, IN</b> | <b>ACCNX</b> | <b>6:00 p.m.</b>  | <b>W: 10-7</b>     | <b>W: Tyrell (7-1)</b>   |
| <b>Sunday</b>    | <b>April 23</b> | <b>Virginia*</b>        | <b>Notre Dame, IN</b> | <b>ACCNX</b> | <b>12:00 p.m.</b> | <b>W: 10-2</b>     | <b>W: Hely (2-1)</b>     |
| <b>Sunday</b>    | <b>April 23</b> | <b>Virginia*</b>        | <b>Notre Dame, IN</b> | <b>ACCNX</b> | <b>3:30 p.m.</b>  | <b>W: 5-4</b>      | <b>W: Spivey (2-0)</b>   |
| Tuesday          | April 25        | Michigan State          | Lansing, MI           | B1G+         | 6:00 p.m.         | L: 12-5            | L: Bedford (1-3)         |
| <b>Friday</b>    | <b>April 28</b> | <b>Florida State*</b>   | <b>Notre Dame, IN</b> | <b>ACCNX</b> | <b>6:00 p.m.</b>  | <b>6:00 p.m.</b>   |                          |
| <b>Saturday</b>  | <b>April 29</b> | <b>Florida State*</b>   | <b>Notre Dame, IN</b> | <b>ACCN</b>  | <b>4:00 p.m.</b>  | <b>4:00 p.m.</b>   |                          |
| <b>Sunday</b>    | <b>April 30</b> | <b>Florida State*</b>   | <b>Notre Dame, IN</b> | <b>ESPN2</b> | <b>3:00 p.m.</b>  | <b>3:00 p.m.</b>   |                          |
| <b>Tuesday</b>   | <b>May 2</b>    | <b>Bowling Green</b>    | <b>Notre Dame, IN</b> | <b>ACCNX</b> | <b>6:00 p.m.</b>  | <b>6:00 p.m.</b>   |                          |
| <b>Thursday</b>  | <b>May 4</b>    | <b>NC State*</b>        | <b>Notre Dame, IN</b> | <b>ACCN</b>  | <b>7:00 p.m.</b>  | <b>7:00 p.m.</b>   |                          |
| <b>Friday</b>    | <b>May 5</b>    | <b>NC State*</b>        | <b>Notre Dame, IN</b> | <b>ACCNX</b> | <b>5:00 p.m.</b>  | <b>5:00 p.m.</b>   |                          |
| <b>Saturday</b>  | <b>May 6</b>    | <b>NC State*</b>        | <b>Notre Dame, IN</b> | <b>ACCNX</b> | <b>2:00 p.m.</b>  | <b>2:00 p.m.</b>   |                          |
| <b>Friday</b>    | <b>May 12</b>   | <b>Akron</b>            | <b>Notre Dame, IN</b> | <b>ACCNX</b> | <b>7:00 p.m.</b>  | <b>7:00 p.m.</b>   |                          |
| <b>Saturday</b>  | <b>May 13</b>   | <b>Akron</b>            | <b>Notre Dame, IN</b> | <b>ACCNX</b> | <b>3:00 p.m.</b>  | <b>3:00 p.m.</b>   |                          |
| <b>Sunday</b>    | <b>May 14</b>   | <b>Akron</b>            | <b>Notre Dame, IN</b> | <b>ACCNX</b> | <b>1:00 p.m.</b>  | <b>1:00 p.m.</b>   |                          |
| Tuesday          | May 16          | Northwestern            | Wrigley Field         | B1G+         | 6:00 p.m.         | 6:00 p.m.          |                          |
| Thursday         | May 18          | Boston College*         | Boston, MA            | ACCNX        | 6:00 p.m.         | 6:00 p.m.          |                          |
| Friday           | May 19          | Boston College*         | Fenway Park           | ACCN         | 7:00 p.m.         | 7:00 p.m.          |                          |
| Saturday         | May 20          | Boston College*         | Boston, MA            | ACCNX        | 1:00 p.m.         | 1:00 p.m.          |                          |

\*Atlantic Coast Conference Games // All times Eastern // All dates, times and broadcast schedules subject to change

Home games in **BOLD** played at Frank Eck Stadium

ACC Network Extra games available on ESPN apps and watchESPN.com



# 2023 OVERALL STATISTICS



## 2023 Notre Dame Baseball Overall Statistics for Notre Dame (as of Apr 26, 2023) (All games Sorted by Batting avg)

Record: 23-16 Home: 11-4 Away: 10-12 Neutral: 2-0 ACC: 11-10

| Player            | avg  | gp-gs | ab   | r   | h   | 2b | 3b | hr | rbi | tb  | sig%  | bb  | hp | so  | gdp | ob%  | sf | sh | sb-att | po   | a   | e  | fld%  |  |
|-------------------|------|-------|------|-----|-----|----|----|----|-----|-----|-------|-----|----|-----|-----|------|----|----|--------|------|-----|----|-------|--|
| 4 Carter Putz     | .288 | 39-39 | 146  | 29  | 42  | 9  | 0  | 6  | 27  | 69  | .473  | 18  | 3  | 23  | 2   | .375 | 1  | 0  | 3-5    | 322  | 17  | 7  | .980  |  |
| 14 Zack Prajzner  | .284 | 39-39 | 155  | 33  | 44  | 10 | 0  | 5  | 19  | 69  | .445  | 17  | 7  | 32  | 0   | .378 | 1  | 0  | 3-4    | 45   | 95  | 5  | .966  |  |
| 30 DM Jefferson   | .277 | 32-27 | 83   | 11  | 23  | 4  | 1  | 1  | 11  | 32  | .386  | 12  | 5  | 17  | 0   | .392 | 2  | 2  | 7-8    | 33   | 0   | 2  | .943  |  |
| 34 Vinny Martinez | .271 | 27-27 | 85   | 16  | 23  | 6  | 0  | 7  | 25  | 50  | .588  | 14  | 2  | 28  | 1   | .386 | 0  | 1  | 0-0    | 76   | 5   | 0  | 1.000 |  |
| 42 Brooks Coetzee | .259 | 37-33 | 108  | 24  | 28  | 5  | 1  | 1  | 15  | 38  | .352  | 11  | 24 | 24  | 0   | .441 | 0  | 3  | 9-12   | 46   | 1   | 1  | .979  |  |
| 11 Jack Penney    | .253 | 39-39 | 146  | 35  | 37  | 4  | 1  | 9  | 23  | 70  | .479  | 22  | 2  | 36  | 3   | .357 | 1  | 3  | 8-8    | 35   | 84  | 4  | .967  |  |
| 6 TJ Williams     | .234 | 39-38 | 137  | 23  | 32  | 7  | 0  | 4  | 14  | 51  | .372  | 9   | 8  | 37  | 0   | .316 | 1  | 8  | 5-8    | 93   | 2   | 2  | .979  |  |
| 8 Danny Neri      | .232 | 32-28 | 99   | 18  | 23  | 3  | 2  | 4  | 17  | 42  | .424  | 14  | 4  | 32  | 0   | .350 | 0  | 1  | 1-1    | 244  | 21  | 2  | .993  |  |
| 3 Estevan Moreno  | .194 | 37-36 | 124  | 14  | 24  | 1  | 0  | 6  | 19  | 43  | .347  | 12  | 4  | 49  | 0   | .284 | 1  | 0  | 5-7    | 49   | 97  | 6  | .961  |  |
| -----             |      |       |      |     |     |    |    |    |     |     |       |     |    |     |     |      |    |    |        |      |     |    |       |  |
| 13 Joey Spence    | .333 | 8-1   | 9    | 1   | 3   | 0  | 0  | 1  | 2   | 6   | .667  | 1   | 1  | 4   | 0   | .455 | 0  | 0  | 0-0    | 1    | 0   | 0  | 1.000 |  |
| 47 Tony Lindwedel | .333 | 3-0   | 3    | 2   | 1   | 0  | 0  | 1  | 2   | 4   | 1.333 | 0   | 0  | 1   | 0   | .333 | 0  | 0  | 0-0    | 1    | 0   | 0  | 1.000 |  |
| 18 Nick Juaire    | .250 | 27-12 | 48   | 4   | 12  | 1  | 0  | 0  | 14  | 13  | .271  | 5   | 2  | 8   | 1   | .339 | 1  | 2  | 0-0    | 0    | 0   | 0  | .000  |  |
| 21 Brady Gumpf    | .184 | 22-8  | 38   | 2   | 7   | 1  | 0  | 1  | 4   | 11  | .289  | 0   | 1  | 17  | 0   | .195 | 2  | 0  | 1-1    | 21   | 0   | 0  | 1.000 |  |
| 12 Connor Hincks  | .167 | 6-1   | 6    | 1   | 1   | 0  | 0  | 0  | 1   | 1   | .167  | 2   | 0  | 2   | 0   | .375 | 0  | 0  | 0-0    | 12   | 0   | 0  | 1.000 |  |
| 7 Jack Zyska      | .146 | 17-14 | 48   | 7   | 7   | 2  | 0  | 1  | 10  | 12  | .250  | 6   | 1  | 20  | 0   | .250 | 1  | 0  | 2-2    | 12   | 0   | 0  | 1.000 |  |
| 19 Casey Kmet     | .136 | 17-4  | 22   | 3   | 3   | 0  | 0  | 0  | 2   | 3   | .136  | 2   | 1  | 6   | 0   | .240 | 0  | 2  | 1-1    | 10   | 1   | 2  | .846  |  |
| 20 Nick DeMarco   | .037 | 17-5  | 27   | 5   | 1   | 0  | 0  | 0  | 0   | 1   | .037  | 2   | 4  | 16  | 1   | .212 | 0  | 0  | 1-2    | 4    | 9   | 0  | 1.000 |  |
| 10 Rory Fox       | .000 | 1-0   | 1    | 0   | 0   | 0  | 0  | 0  | 0   | 0   | .000  | 1   | 0  | 0   | 0   | .500 | 0  | 0  | 0-0    | 0    | 0   | 0  | .000  |  |
| Totals            | .242 | 39    | 1285 | 228 | 311 | 53 | 5  | 47 | 205 | 515 | .401  | 148 | 69 | 352 | 8   | .349 | 11 | 22 | 46-59  | 1023 | 371 | 36 | .975  |  |
| Opponents         | .240 | 39    | 1294 | 198 | 311 | 75 | 7  | 40 | 185 | 520 | .402  | 145 | 51 | 330 | 16  | .337 | 13 | 8  | 28-39  | 1021 | 299 | 43 | .968  |  |

LOB - Team (286), Opp (290). DPs turned - Team (25), Opp (18). IBB - Team (1), Z Prajzner 1, Opp (1). Picked off - T Williams 2, J Penney 1, E Moreno 1, B Coetzee 1, DM Jefferson 1, D Neri 1, Z Prajzner 1.

## (All games Sorted by Earned run avg)

| Player             | era   | w-l   | app | gs | cg | sho | sv | ip    | h   | r   | er  | bb  | so  | 2b | 3b | hr | b/avg | wp | hp | bk | sfa | sha |  |  |
|--------------------|-------|-------|-----|----|----|-----|----|-------|-----|-----|-----|-----|-----|----|----|----|-------|----|----|----|-----|-----|--|--|
| 17 Aidan Tyrell    | 2.76  | 7-1   | 11  | 1  | 0  | 0/1 | 1  | 42.1  | 29  | 19  | 13  | 13  | 38  | 6  | 1  | 6  | .190  | 1  | 4  | 0  | 2   | 1   |  |  |
| 24 Jack Findlay    | 3.79  | 4-2   | 10  | 5  | 0  | 0/0 | 0  | 40.1  | 35  | 18  | 17  | 11  | 54  | 13 | 0  | 4  | .230  | 4  | 6  | 0  | 1   | 0   |  |  |
| 44 Blake Hely      | 4.82  | 2-1   | 12  | 10 | 0  | 0/0 | 0  | 46.2  | 42  | 26  | 25  | 23  | 45  | 15 | 1  | 6  | .243  | 3  | 5  | 0  | 1   | 1   |  |  |
| -----              |       |       |     |    |    |     |    |       |     |     |     |     |     |    |    |    |       |    |    |    |     |     |  |  |
| 27 Gerry Peacock   | 0.00  | 0-0   | 1   | 0  | 0  | 0/0 | 0  | 1.0   | 1   | 1   | 0   | 1   | 0   | 0  | 0  | 0  | .200  | 1  | 1  | 0  | 0   | 0   |  |  |
| 26 Caden Spivey    | 1.74  | 2-0   | 10  | 1  | 0  | 0/1 | 0  | 20.2  | 14  | 7   | 4   | 7   | 16  | 3  | 0  | 3  | .179  | 3  | 4  | 1  | 0   | 0   |  |  |
| 45 Justin Moore    | 1.86  | 0-0   | 8   | 0  | 0  | 0/1 | 0  | 9.2   | 5   | 3   | 2   | 9   | 8   | 0  | 0  | 0  | .172  | 0  | 2  | 0  | 0   | 2   |  |  |
| 41 Jackson Dennies | 2.80  | 0-2   | 10  | 10 | 0  | 0/1 | 0  | 35.1  | 24  | 12  | 11  | 13  | 38  | 4  | 1  | 2  | .188  | 0  | 10 | 0  | 1   | 1   |  |  |
| 43 Will Mercer     | 3.60  | 2-0   | 11  | 0  | 0  | 0/0 | 2  | 20.0  | 15  | 9   | 8   | 10  | 22  | 1  | 0  | 1  | .205  | 1  | 1  | 0  | 0   | 1   |  |  |
| 23 Carter Bosch    | 4.91  | 1-1   | 13  | 1  | 0  | 0/1 | 2  | 22.0  | 19  | 13  | 12  | 8   | 23  | 5  | 0  | 3  | .238  | 0  | 2  | 0  | 1   | 1   |  |  |
| 50 Sammy Cooper    | 5.79  | 3-1   | 14  | 0  | 0  | 0/0 | 2  | 18.2  | 25  | 12  | 12  | 3   | 8   | 3  | 0  | 3  | .325  | 0  | 1  | 0  | 0   | 1   |  |  |
| 29 David Lally Jr. | 6.00  | 0-0   | 8   | 5  | 0  | 0/1 | 0  | 15.0  | 22  | 10  | 10  | 13  | 13  | 5  | 0  | 0  | .344  | 1  | 3  | 2  | 2   | 0   |  |  |
| 33 Radek Birkholz  | 6.14  | 0-3   | 12  | 4  | 0  | 0/0 | 1  | 29.1  | 32  | 25  | 20  | 13  | 25  | 10 | 1  | 3  | .269  | 4  | 7  | 0  | 3   | 0   |  |  |
| 32 Matt Bedford    | 7.56  | 1-3   | 11  | 2  | 0  | 0/1 | 0  | 16.2  | 19  | 16  | 14  | 9   | 15  | 4  | 2  | 2  | .284  | 5  | 4  | 1  | 1   | 0   |  |  |
| 49 Ricky Reeth     | 7.71  | 1-0   | 6   | 0  | 0  | 0/1 | 0  | 11.2  | 9   | 10  | 10  | 8   | 9   | 2  | 0  | 2  | .209  | 2  | 0  | 0  | 1   | 0   |  |  |
| 25 Ryan Lynch      | 10.80 | 0-1   | 9   | 0  | 0  | 0/1 | 0  | 6.2   | 10  | 8   | 8   | 3   | 10  | 0  | 1  | 2  | .357  | 2  | 1  | 0  | 0   | 0   |  |  |
| 10 Rory Fox        | 12.60 | 0-1   | 3   | 0  | 0  | 0/0 | 0  | 5.0   | 10  | 9   | 7   | 1   | 6   | 4  | 0  | 3  | .400  | 2  | 0  | 0  | 0   | 0   |  |  |
| Totals             | 4.57  | 23-16 | 39  | 39 | 0  | 2/2 | 8  | 341.0 | 311 | 198 | 173 | 145 | 330 | 75 | 7  | 40 | .240  | 29 | 51 | 4  | 13  | 8   |  |  |
| Opponents          | 5.37  | 16-23 | 39  | 39 | 0  | 1/1 | 8  | 340.1 | 311 | 228 | 203 | 148 | 352 | 53 | 5  | 47 | .242  | 31 | 69 | 3  | 11  | 22  |  |  |

PB - Team (6), D Neri 5, V Martinez 1, Opp (16). Pickoffs - Team (6), D Neri 2, A Tyrell 1, D Lally 1, J Dennies 1, M Bedford 1, Opp (8). SBA/ATT - D Neri (21-28), V Martinez (7-9), J Dennies (7-8), J Findlay (3-6), B Hely (4-6), A Tyrell (2-4), R Birkholz (2-3), M Bedford (3-3), J Moore (1-2), R Reeth (1-2), C Bosch (2-2), D Lally (1-1), S Cooper (1-1), R Fox (1-1).

## 2023 FIELDING STATISTICS

**2023 Notre Dame Baseball**  
**Overall Statistics for Notre Dame (as of Apr 26, 2023)**  
**(All games Sorted by Fielding pct)**

| Player             | c    | po   | a   | e  | fld%  | dp | sba | csb | sba%  | pb | ci |
|--------------------|------|------|-----|----|-------|----|-----|-----|-------|----|----|
| 34 Vinny Martinez  | 81   | 76   | 5   | 0  | 1.000 | 0  | 7   | 2   | .778  | 1  | 0  |
| 21 Brady Gumpf     | 21   | 21   | 0   | 0  | 1.000 | 0  | 0   | 0   | ---   | 0  | 0  |
| 20 Nick DeMarco    | 13   | 4    | 9   | 0  | 1.000 | 1  | 0   | 0   | ---   | 0  | 0  |
| 7 Jack Zyska       | 12   | 12   | 0   | 0  | 1.000 | 0  | 0   | 0   | ---   | 0  | 0  |
| 12 Connor Hincks   | 12   | 12   | 0   | 0  | 1.000 | 0  | 0   | 0   | ---   | 0  | 0  |
| 41 Jackson Dennies | 8    | 3    | 5   | 0  | 1.000 | 0  | 7   | 1   | .875  | 0  | 0  |
| 44 Blake Hely      | 8    | 4    | 4   | 0  | 1.000 | 0  | 4   | 2   | .667  | 0  | 0  |
| 33 Radek Birkholz  | 5    | 4    | 1   | 0  | 1.000 | 0  | 2   | 1   | .667  | 0  | 0  |
| 29 David Lally Jr. | 4    | 0    | 4   | 0  | 1.000 | 0  | 1   | 0   | 1.000 | 0  | 0  |
| 24 Jack Findlay    | 4    | 1    | 3   | 0  | 1.000 | 0  | 3   | 3   | .500  | 0  | 0  |
| 23 Carter Bosch    | 4    | 0    | 4   | 0  | 1.000 | 0  | 2   | 0   | 1.000 | 0  | 0  |
| 32 Matt Bedford    | 3    | 1    | 2   | 0  | 1.000 | 0  | 3   | 0   | 1.000 | 0  | 0  |
| 50 Sammy Cooper    | 3    | 2    | 1   | 0  | 1.000 | 0  | 1   | 0   | 1.000 | 0  | 0  |
| 45 Justin Moore    | 1    | 1    | 0   | 0  | 1.000 | 0  | 1   | 1   | .500  | 0  | 0  |
| 13 Joey Spence     | 1    | 1    | 0   | 0  | 1.000 | 0  | 0   | 0   | ---   | 0  | 0  |
| 47 Tony Lindwedel  | 1    | 1    | 0   | 0  | 1.000 | 0  | 0   | 0   | ---   | 0  | 0  |
| 8 Danny Neri       | 267  | 244  | 21  | 2  | .993  | 0  | 21  | 7   | .750  | 5  | 0  |
| 4 Carter Putz      | 346  | 322  | 17  | 7  | .980  | 25 | 0   | 0   | ---   | 0  | 0  |
| 6 TJ Williams      | 97   | 93   | 2   | 2  | .979  | 0  | 0   | 0   | ---   | 0  | 0  |
| 42 Brooks Coetzee  | 48   | 46   | 1   | 1  | .979  | 1  | 0   | 0   | ---   | 0  | 0  |
| 11 Jack Penney     | 123  | 35   | 84  | 4  | .967  | 8  | 0   | 0   | ---   | 0  | 0  |
| 14 Zack Prajzner   | 145  | 45   | 95  | 5  | .966  | 14 | 0   | 0   | ---   | 0  | 0  |
| 3 Estevan Moreno   | 152  | 49   | 97  | 6  | .961  | 16 | 0   | 0   | ---   | 0  | 0  |
| 30 DM Jefferson    | 35   | 33   | 0   | 2  | .943  | 0  | 0   | 0   | ---   | 0  | 0  |
| 17 Aidan Tyrell    | 10   | 2    | 7   | 1  | .900  | 0  | 2   | 2   | .500  | 0  | 0  |
| 19 Casey Kmet      | 13   | 10   | 1   | 2  | .846  | 0  | 0   | 0   | ---   | 0  | 0  |
| 43 Will Mercer     | 5    | 0    | 4   | 1  | .800  | 1  | 0   | 0   | ---   | 0  | 0  |
| 49 Ricky Reeth     | 3    | 0    | 2   | 1  | .667  | 0  | 1   | 1   | .500  | 0  | 0  |
| 26 Caden Spivey    | 5    | 1    | 2   | 2  | .600  | 0  | 0   | 0   | ---   | 0  | 0  |
| 10 Rory Fox        | 0    | 0    | 0   | 0  | .000  | 0  | 1   | 0   | 1.000 | 0  | 0  |
| 18 Nick Juaire     | 0    | 0    | 0   | 0  | .000  | 0  | 0   | 0   | ---   | 0  | 0  |
| 25 Ryan Lynch      | 0    | 0    | 0   | 0  | .000  | 0  | 0   | 0   | ---   | 0  | 0  |
| 27 Gerry Peacock   | 0    | 0    | 0   | 0  | .000  | 0  | 0   | 0   | ---   | 0  | 0  |
| Totals             | 1430 | 1023 | 371 | 36 | .975  | 25 | 28  | 11  | .718  | 6  | 0  |
| Opponents          | 1363 | 1021 | 299 | 43 | .968  | 18 | 46  | 13  | .780  | 16 | 0  |

## 2023 MISCELLANEOUS STATISTICS

| Score by innings | 1  | 2  | 3  | 4  | 5  | 6  | 7  | 8  | 9  | EX | Total |
|------------------|----|----|----|----|----|----|----|----|----|----|-------|
| Notre Dame       | 36 | 17 | 30 | 23 | 35 | 22 | 31 | 19 | 15 | 0  | 228   |
| Opponents        | 18 | 28 | 21 | 23 | 18 | 20 | 32 | 24 | 13 | 1  | 198   |

| Multiple Hit Games | 2  | 3  | 4 | 5+ | Total |
|--------------------|----|----|---|----|-------|
| 14 Zack Prajzner   | 9  | 3  | - | -  | 12    |
| 4 Carter Putz      | 8  | 4  | - | -  | 12    |
| 11 Jack Penney     | 6  | 3  | 1 | -  | 10    |
| 6 TJ Williams      | 7  | 1  | - | -  | 8     |
| 42 Brooks Coetzee  | 6  | 2  | - | -  | 8     |
| 34 Vinny Martinez  | 4  | 2  | - | -  | 6     |
| 30 DM Jefferson    | 2  | 2  | - | -  | 4     |
| 8 Danny Neri       | 3  | 1  | - | -  | 4     |
| 3 Estevan Moreno   | 2  | 1  | - | -  | 3     |
| 18 Nick Juaire     | 2  | -  | - | -  | 2     |
| 21 Brady Gumpf     | 1  | -  | - | -  | 1     |
| 7 Jack Zyska       | 1  | -  | - | -  | 1     |
| TEAM               | 51 | 19 | 1 | 0  | 71    |

| Multiple RBI Games | 2  | 3  | 4 | 5+ | Total |
|--------------------|----|----|---|----|-------|
| 34 Vinny Martinez  | 6  | 3  | - | -  | 9     |
| 4 Carter Putz      | 6  | 1  | 1 | -  | 8     |
| 8 Danny Neri       | 4  | 2  | - | -  | 6     |
| 14 Zack Prajzner   | 6  | -  | - | -  | 6     |
| 18 Nick Juaire     | 3  | 1  | - | -  | 4     |
| 6 TJ Williams      | 3  | -  | 1 | -  | 4     |
| 11 Jack Penney     | 3  | -  | - | 1  | 4     |
| 30 DM Jefferson    | 3  | -  | - | -  | 3     |
| 3 Estevan Moreno   | -  | 3  | - | -  | 3     |
| 7 Jack Zyska       | 1  | 1  | - | -  | 2     |
| 42 Brooks Coetzee  | 1  | 1  | - | -  | 2     |
| 47 Tony Lindwedel  | 1  | -  | - | -  | 1     |
| 21 Brady Gumpf     | 1  | -  | - | -  | 1     |
| 13 Joey Spence     | 1  | -  | - | -  | 1     |
| TEAM               | 39 | 12 | 2 | 1  | 54    |

| Hitting Streaks   | Longest | Current |
|-------------------|---------|---------|
| 4 Carter Putz     | 7       | 4       |
| 14 Zack Prajzner  | 7       | 7       |
| 34 Vinny Martinez | 6       | 6       |
| 11 Jack Penney    | 5       | -       |
| 18 Nick Juaire    | 5       | -       |
| 42 Brooks Coetzee | 4       | 1       |
| 7 Jack Zyska      | 4       | -       |
| 3 Estevan Moreno  | 4       | -       |
| 8 Danny Neri      | 4       | 2       |
| 30 DM Jefferson   | 4       | 4       |
| 13 Joey Spence    | 3       | -       |
| 6 TJ Williams     | 3       | 3       |
| 19 Casey Kmet     | 2       | -       |
| 21 Brady Gumpf    | 1       | 1       |
| 12 Connor Hincks  | 1       | -       |
| 20 Nick DeMarco   | 1       | -       |
| 47 Tony Lindwedel | 1       | -       |

| Reached Base Streaks | Longest | Current |
|----------------------|---------|---------|
| 42 Brooks Coetzee    | 18      | 4       |
| 14 Zack Prajzner     | 16      | 7       |
| 11 Jack Penney       | 14      | 6       |
| 4 Carter Putz        | 9       | 9       |
| 6 TJ Williams        | 7       | 7       |
| 18 Nick Juaire       | 7       | -       |
| 34 Vinny Martinez    | 7       | 7       |
| 30 DM Jefferson      | 6       | 6       |
| 8 Danny Neri         | 6       | 2       |
| 7 Jack Zyska         | 4       | -       |
| 3 Estevan Moreno     | 4       | -       |
| 13 Joey Spence       | 4       | 1       |
| 21 Brady Gumpf       | 3       | 1       |
| 19 Casey Kmet        | 3       | -       |
| 12 Connor Hincks     | 2       | -       |
| 47 Tony Lindwedel    | 1       | -       |
| 10 Rory Fox          | 1       | 1       |
| 20 Nick DeMarco      | 1       | -       |

# #1 COOPER CLAPP



Freshman | INF

Career Highs

Hits:

Runs:

RBI:

SB:

News & Notes

## CAREER SUMMARY

|  |
|--|
|  |
|--|

## 2023 GAME-BY-GAME

|  |
|--|
|  |
|--|

# #3 ESTEVAN MORENO



**Freshman | INF**

**Career Highs**  
**Hits: 3 (4/21/23 vs. UVA)**  
**Runs: 3 (4/21/23 vs. UVA)**  
**RBI: 3 (4/21/23 vs. UVA)**  
**HR: 3 (4/21/23 vs. UVA)**

**News & Notes**

- Tallied three home runs on Friday, April 21 in the win over No. 8 Virginia
- Recorded his first career home run against UAB (3/4/23)
- Had his first career hit against UNC Greensboro (2/26/23)

## CAREER SUMMARY

| Year  | avg  | gp-gs | ab  | r  | h  | 2b | 3b | hr | rbi | tb | slg% | bb | hbp | so | gdp | ob%  | sf | sh | sb-att | po | a  | e | fld% |
|-------|------|-------|-----|----|----|----|----|----|-----|----|------|----|-----|----|-----|------|----|----|--------|----|----|---|------|
| 2023  | .194 | 37-36 | 124 | 14 | 24 | 1  | 0  | 6  | 19  | 43 | .347 | 12 | 4   | 49 | 0   | .284 | 1  | 0  | 5-7    | 49 | 97 | 6 | .961 |
| TOTAL | .194 | 37-36 | 124 | 14 | 24 | 1  | 0  | 6  | 19  | 43 | .347 | 12 | 4   | 49 | 0   | .284 | 1  | 0  | 5-7    | 49 | 97 | 6 | .961 |

## 2023 GAME-BY-GAME

### #3 Estevan Moreno - 37 games (All games)

| Date   | Opponent          | Pos    | AB  | R  | H  | RBI | 2B | 3B | HR | BB | SB | CS | HBP | SAC | SF | GDP | K  | PO | A  | E | Avg  |
|--------|-------------------|--------|-----|----|----|-----|----|----|----|----|----|----|-----|-----|----|-----|----|----|----|---|------|
| Feb 17 | at Lipscomb       | *2b    | 3   | 0  | 0  | 0   | 0  | 0  | 0  | 0  | 0  | 0  | 0   | 0   | 0  | 0   | 2  | 1  | 3  | 0 | .000 |
| Feb 18 | at Lipscomb       | *2b    | 4   | 0  | 0  | 1   | 0  | 0  | 0  | 0  | 0  | 0  | 1   | 0   | 0  | 0   | 2  | 1  | 5  | 0 | .000 |
| Feb 24 | at UNC Greensboro | *2b    | 2   | 0  | 0  | 0   | 0  | 0  | 0  | 1  | 1  | 0  | 1   | 0   | 1  | 0   | 2  | 3  | 3  | 0 | .000 |
| Feb 25 | at UNC Greensboro | *2b    | 2   | 0  | 0  | 0   | 0  | 0  | 0  | 0  | 0  | 0  | 0   | 0   | 0  | 0   | 0  | 2  | 2  | 0 | .000 |
| Feb 26 | at UNC Greensboro | *2b    | 4   | 1  | 1  | 0   | 1  | 0  | 0  | 0  | 1  | 0  | 0   | 0   | 0  | 0   | 1  | 0  | 3  | 0 | .067 |
| Mar 03 | at UAB            | *2b    | 4   | 0  | 1  | 1   | 0  | 0  | 0  | 0  | 0  | 0  | 0   | 0   | 0  | 0   | 2  | 0  | 1  | 1 | .105 |
| Mar 04 | at UAB            | *2b    | 3   | 1  | 1  | 3   | 0  | 0  | 1  | 1  | 0  | 1  | 0   | 0   | 0  | 0   | 1  | 2  | 4  | 0 | .136 |
| Mar 05 | at UAB            | *2b    | 4   | 0  | 0  | 1   | 0  | 0  | 0  | 0  | 0  | 0  | 0   | 0   | 0  | 0   | 3  | 2  | 2  | 0 | .115 |
| Mar 10 | at Georgia Tech   | *2b    | 4   | 0  | 0  | 0   | 0  | 0  | 0  | 0  | 0  | 0  | 0   | 0   | 0  | 0   | 3  | 1  | 1  | 0 | .100 |
| Mar 11 | at Georgia Tech-1 | *2b    | 2   | 1  | 1  | 0   | 0  | 0  | 0  | 0  | 0  | 0  | 0   | 0   | 0  | 0   | 0  | 1  | 2  | 0 | .125 |
| Mar 11 | at Georgia Tech-2 | *2b    | 4   | 1  | 1  | 0   | 0  | 0  | 0  | 2  | 0  | 0  | 0   | 0   | 0  | 0   | 1  | 3  | 3  | 1 | .139 |
| Mar 14 | vs Saint Joseph's | *2b    | 4   | 0  | 0  | 0   | 0  | 0  | 0  | 0  | 0  | 0  | 0   | 0   | 0  | 0   | 0  | 1  | 1  | 0 | .125 |
| Mar 15 | vs Saint Joseph's | *2b    | 3   | 0  | 1  | 1   | 0  | 0  | 0  | 1  | 0  | 0  | 1   | 0   | 0  | 0   | 1  | 4  | 0  | 0 | .140 |
| Mar 18 | at Wake Forest-1  | *2b    | 4   | 0  | 2  | 1   | 0  | 0  | 0  | 0  | 0  | 0  | 0   | 0   | 0  | 0   | 1  | 1  | 3  | 0 | .170 |
| Mar 18 | at Wake Forest-2  | *2b/ss | 4   | 0  | 1  | 0   | 0  | 0  | 0  | 0  | 0  | 0  | 0   | 0   | 0  | 0   | 2  | 4  | 3  | 1 | .176 |
| Mar 19 | at Wake Forest    | *2b    | 3   | 0  | 0  | 0   | 0  | 0  | 0  | 1  | 0  | 0  | 0   | 0   | 0  | 0   | 3  | 0  | 1  | 0 | .167 |
| Mar 21 | VALPARAISO        | *2b    | 4   | 0  | 0  | 0   | 0  | 0  | 0  | 0  | 0  | 0  | 0   | 0   | 0  | 0   | 0  | 0  | 1  | 0 | .155 |
| Mar 24 | LOUISVILLE        | *2b    | 3   | 1  | 1  | 1   | 0  | 0  | 1  | 1  | 0  | 0  | 0   | 0   | 0  | 0   | 1  | 2  | 3  | 0 | .164 |
| Mar 26 | LOUISVILLE-1      | *2b    | 4   | 0  | 0  | 0   | 0  | 0  | 0  | 0  | 0  | 0  | 0   | 0   | 0  | 0   | 2  | 1  | 3  | 0 | .154 |
| Mar 26 | LOUISVILLE-2      | *2b    | 2   | 0  | 0  | 0   | 0  | 0  | 0  | 1  | 0  | 0  | 0   | 0   | 0  | 0   | 0  | 1  | 5  | 0 | .149 |
| Mar 28 | BUTLER            | *2b    | 3   | 0  | 0  | 0   | 0  | 0  | 0  | 0  | 0  | 0  | 0   | 0   | 0  | 0   | 3  | 1  | 1  | 0 | .143 |
| Mar 31 | NORTH CAROLINA    | *2b    | 4   | 1  | 1  | 3   | 0  | 0  | 1  | 0  | 0  | 0  | 0   | 0   | 0  | 0   | 1  | 1  | 2  | 0 | .149 |
| Apr 02 | NORTH CAROLINA-1  | *2b    | 2   | 0  | 0  | 0   | 0  | 0  | 0  | 0  | 0  | 0  | 0   | 0   | 0  | 0   | 2  | 2  | 1  | 0 | .145 |
| Apr 02 | NORTH CAROLINA-2  | *2b    | 2   | 0  | 1  | 1   | 0  | 0  | 0  | 2  | 0  | 0  | 0   | 0   | 0  | 0   | 0  | 2  | 3  | 0 | .154 |
| Apr 06 | at Pitt           | *2b    | 4   | 1  | 2  | 1   | 0  | 0  | 0  | 0  | 0  | 1  | 0   | 0   | 0  | 0   | 1  | 1  | 3  | 1 | .171 |
| Apr 07 | at Pitt           | *2b    | 4   | 1  | 1  | 1   | 0  | 0  | 0  | 1  | 1  | 0  | 0   | 0   | 0  | 0   | 0  | 3  | 3  | 0 | .174 |
| Apr 08 | at Pitt           | *2b    | 4   | 0  | 1  | 0   | 0  | 0  | 0  | 0  | 0  | 0  | 0   | 0   | 0  | 0   | 2  | 0  | 4  | 0 | .178 |
| Apr 11 | MICHIGAN STATE    | *2b    | 3   | 0  | 0  | 0   | 0  | 0  | 0  | 0  | 0  | 0  | 0   | 0   | 0  | 0   | 2  | 0  | 6  | 0 | .172 |
| Apr 14 | at Clemson        | *2b    | 4   | 1  | 1  | 0   | 0  | 0  | 0  | 1  | 0  | 0  | 0   | 0   | 0  | 0   | 2  | 0  | 4  | 0 | .175 |
| Apr 15 | at Clemson        | *2b    | 3   | 0  | 1  | 0   | 0  | 0  | 0  | 0  | 0  | 0  | 0   | 0   | 0  | 0   | 1  | 2  | 5  | 1 | .180 |
| Apr 16 | at Clemson        | *2b    | 4   | 1  | 1  | 0   | 0  | 0  | 0  | 0  | 1  | 0  | 0   | 0   | 0  | 0   | 1  | 2  | 2  | 0 | .183 |
| Apr 18 | VALPARAISO        | *2b    | 3   | 0  | 0  | 0   | 0  | 0  | 0  | 0  | 0  | 0  | 0   | 0   | 0  | 0   | 1  | 2  | 2  | 1 | .178 |
| Apr 19 | WESTERN MICHIGAN  | 2b     | 1   | 0  | 0  | 0   | 0  | 0  | 0  | 0  | 0  | 0  | 0   | 0   | 0  | 0   | 1  | 0  | 1  | 0 | .176 |
| Apr 21 | VIRGINIA          | *2b    | 4   | 3  | 3  | 3   | 0  | 0  | 3  | 0  | 0  | 0  | 0   | 0   | 0  | 0   | 0  | 4  | 0  | 0 | .196 |
| Apr 23 | VIRGINIA-1        | *2b    | 4   | 0  | 1  | 0   | 0  | 0  | 0  | 0  | 0  | 0  | 1   | 0   | 0  | 0   | 3  | 0  | 3  | 0 | .198 |
| Apr 23 | VIRGINIA-2        | *2b    | 4   | 1  | 1  | 0   | 0  | 0  | 0  | 0  | 1  | 0  | 0   | 0   | 0  | 0   | 2  | 1  | 2  | 0 | .200 |
| Apr 25 | at Michigan State | *2b    | 4   | 0  | 0  | 1   | 0  | 0  | 0  | 0  | 0  | 0  | 0   | 0   | 0  | 0   | 0  | 2  | 2  | 0 | .194 |
| Totals |                   | 36gs   | 124 | 14 | 24 | 19  | 1  | 0  | 6  | 12 | 5  | 2  | 4   | 0   | 1  | 0   | 49 | 49 | 97 | 6 | .194 |

On base pct. .284 • Slugging pct. .347

# #4 CARTER PUTZ



**Graduate Student | INF**

**Career Highs**  
**Hits: 4 (3x, MR 6/19/22 vs. OU)**  
**Runs: 3 (12x, MR 4/2/23 vs. UNC)**  
**HR: 2 (6/6/21 vs. CMU)**  
**RBI: 5 (2x, MR 4/9/22 vs. CU)**

**News & Notes**

- Started all 58 games last season
- Led the team in hits (81) and runs (55) and was second on the squad in doubles (13) and batting average (.339)
- His 81 hits last season were the most hits in a single season since 2013
- Recognized by Perfect Game as one of the top 50 seniors in the country heading into the 2023 season

## CAREER SUMMARY

| Year         | avg         | gp-gs          | ab         | r          | h          | 2b        | 3b       | hr        | rbi        | tb         | slg%        | bb        | hbp       | so         | gdp       | ob%         | sf        | sh       | sb-att       | po         | a         | e         | fld%        |
|--------------|-------------|----------------|------------|------------|------------|-----------|----------|-----------|------------|------------|-------------|-----------|-----------|------------|-----------|-------------|-----------|----------|--------------|------------|-----------|-----------|-------------|
| 2019         | .264        | 52-47          | 174        | 27         | 46         | 8         | 1        | 1         | 19         | 59         | .339        | 19        | 1         | 41         | 4         | .335        | 3         | 6        | 5-6          | 21         | 15        | 2         | .947        |
| 2020         | .438        | 4-4            | 16         | 4          | 7          | 2         | 1        | 0         | 3          | 11         | .688        | 2         | 0         | 3          | 0         | .500        | 0         | 0        | 0-0          | 0          | 0         | 0         | .000        |
| 2021         | .305        | 47-47          | 187        | 40         | 57         | 11        | 3        | 6         | 45         | 92         | .492        | 17        | 5         | 32         | 3         | .369        | 5         | 1        | 3-3          | 0          | 0         | 0         | .000        |
| 2022         | .345        | 57-57          | 235        | 55         | 81         | 13        | 3        | 8         | 48         | 124        | .528        | 21        | 2         | 51         | 7         | .398        | 3         | 0        | 2-2          | 476        | 20        | 5         | .990        |
| 2023         | .288        | 39-39          | 146        | 29         | 42         | 9         | 0        | 6         | 27         | 69         | .473        | 18        | 3         | 23         | 2         | .375        | 1         | 0        | 3-5          | 322        | 17        | 7         | .980        |
| <b>TOTAL</b> | <b>.307</b> | <b>199-194</b> | <b>758</b> | <b>155</b> | <b>233</b> | <b>43</b> | <b>8</b> | <b>21</b> | <b>142</b> | <b>355</b> | <b>.468</b> | <b>77</b> | <b>11</b> | <b>150</b> | <b>16</b> | <b>.374</b> | <b>12</b> | <b>7</b> | <b>13-16</b> | <b>819</b> | <b>52</b> | <b>14</b> | <b>.984</b> |

## 2023 GAME-BY-GAME

| #4 Carter Putz - 39 games (All games) |                   |     |             |   |            |           |           |           |          |          |          |           |          |          |          |          |          |          |           |            |           |          |             |
|---------------------------------------|-------------------|-----|-------------|---|------------|-----------|-----------|-----------|----------|----------|----------|-----------|----------|----------|----------|----------|----------|----------|-----------|------------|-----------|----------|-------------|
| Date                                  | Opponent          | Pos | AB          | R | H          | RBI       | 2B        | 3B        | HR       | BB       | SB       | CS        | HBP      | SAC      | SF       | GDP      | K        | PO       | A         | E          | Avg       |          |             |
| Feb 17                                | at Lipscomb       | *1b | 4           | 0 | 0          | 0         | 0         | 0         | 0        | 0        | 0        | 0         | 0        | 0        | 0        | 0        | 2        | 4        | 0         | 0          | .000      |          |             |
| Feb 18                                | at Lipscomb       | *1b | 5           | 1 | 1          | 0         | 0         | 0         | 0        | 0        | 0        | 0         | 0        | 0        | 0        | 0        | 2        | 8        | 0         | 0          | .111      |          |             |
| Feb 19                                | at Lipscomb       | *1b | 3           | 1 | 0          | 0         | 0         | 0         | 0        | 1        | 0        | 0         | 0        | 0        | 0        | 0        | 0        | 4        | 0         | 0          | .083      |          |             |
| Feb 24                                | at UNC Greensboro | *1b | 4           | 2 | 3          | 1         | 0         | 0         | 0        | 0        | 0        | 1         | 0        | 0        | 0        | 0        | 7        | 1        | 0         | 0          | .250      |          |             |
| Feb 25                                | at UNC Greensboro | *1b | 3           | 0 | 0          | 0         | 0         | 0         | 0        | 0        | 0        | 0         | 0        | 0        | 0        | 0        | 1        | 8        | 0         | 2          | .211      |          |             |
| Feb 26                                | at UNC Greensboro | *1b | 3           | 1 | 1          | 0         | 0         | 0         | 0        | 1        | 0        | 0         | 0        | 0        | 0        | 0        | 1        | 7        | 2         | 0          | .227      |          |             |
| Mar 03                                | at UAB            | *1b | 3           | 0 | 0          | 2         | 0         | 0         | 0        | 0        | 0        | 0         | 0        | 0        | 1        | 0        | 1        | 11       | 1         | 1          | .200      |          |             |
| Mar 04                                | at UAB            | *1b | 4           | 1 | 1          | 0         | 0         | 0         | 0        | 0        | 0        | 0         | 0        | 0        | 0        | 0        | 1        | 11       | 0         | 0          | .207      |          |             |
| Mar 05                                | at UAB            | *1b | 4           | 0 | 0          | 0         | 0         | 0         | 0        | 0        | 0        | 0         | 0        | 0        | 0        | 0        | 0        | 6        | 0         | 0          | .182      |          |             |
| Mar 10                                | at Georgia Tech   | *1b | 4           | 0 | 2          | 1         | 0         | 0         | 0        | 0        | 0        | 1         | 0        | 0        | 0        | 0        | 1        | 10       | 1         | 0          | .216      |          |             |
| Mar 11                                | at Georgia Tech-1 | *1b | 3           | 0 | 0          | 0         | 0         | 0         | 0        | 0        | 0        | 0         | 0        | 0        | 0        | 0        | 0        | 11       | 0         | 0          | .200      |          |             |
| Mar 11                                | at Georgia Tech-2 | *1b | 5           | 1 | 3          | 2         | 1         | 0         | 1        | 0        | 0        | 0         | 0        | 0        | 0        | 0        | 1        | 8        | 0         | 0          | .244      |          |             |
| Mar 14                                | vs Saint Joseph's | *1b | 4           | 1 | 3          | 4         | 0         | 0         | 1        | 0        | 0        | 0         | 0        | 0        | 0        | 0        | 1        | 9        | 0         | 0          | .286      |          |             |
| Mar 15                                | vs Saint Joseph's | *1b | 4           | 1 | 2          | 2         | 0         | 0         | 1        | 1        | 0        | 0         | 0        | 0        | 0        | 0        | 0        | 8        | 0         | 0          | .302      |          |             |
| Mar 18                                | at Wake Forest-1  | *1b | 3           | 0 | 0          | 0         | 0         | 0         | 0        | 1        | 0        | 0         | 0        | 0        | 0        | 0        | 0        | 9        | 2         | 0          | .286      |          |             |
| Mar 18                                | at Wake Forest-2  | *1b | 3           | 0 | 0          | 0         | 0         | 0         | 0        | 0        | 0        | 0         | 0        | 0        | 0        | 0        | 1        | 4        | 0         | 1          | .271      |          |             |
| Mar 19                                | at Wake Forest    | *1b | 3           | 1 | 1          | 0         | 1         | 0         | 0        | 1        | 0        | 0         | 0        | 0        | 0        | 0        | 2        | 5        | 2         | 0          | .274      |          |             |
| Mar 21                                | VALPARAISO        | *1b | 3           | 2 | 1          | 1         | 0         | 0         | 0        | 1        | 0        | 0         | 0        | 0        | 0        | 0        | 11       | 1        | 0         | 0          | .277      |          |             |
| Mar 24                                | LOUISVILLE        | *1b | 3           | 0 | 2          | 0         | 0         | 0         | 0        | 1        | 0        | 0         | 0        | 0        | 0        | 0        | 0        | 10       | 2         | 0          | .294      |          |             |
| Mar 26                                | LOUISVILLE-1      | *1b | 4           | 1 | 1          | 3         | 0         | 0         | 1        | 0        | 0        | 0         | 0        | 0        | 0        | 0        | 13       | 0        | 1         | 0          | .292      |          |             |
| Mar 26                                | LOUISVILLE-2      | *1b | 4           | 0 | 1          | 0         | 0         | 0         | 0        | 0        | 1        | 0         | 0        | 0        | 0        | 0        | 11       | 0        | 0         | 0          | .289      |          |             |
| Mar 28                                | BUTLER            | *dh | 3           | 1 | 1          | 0         | 1         | 0         | 0        | 1        | 0        | 0         | 0        | 0        | 0        | 0        | 1        | 0        | 0         | 0          | .291      |          |             |
| Mar 31                                | NORTH CAROLINA    | *1b | 4           | 2 | 1          | 0         | 1         | 0         | 0        | 1        | 0        | 0         | 0        | 0        | 0        | 0        | 0        | 8        | 0         | 0          | .289      |          |             |
| Apr 02                                | NORTH CAROLINA-1  | *1b | 4           | 0 | 0          | 0         | 0         | 0         | 0        | 0        | 0        | 0         | 0        | 0        | 0        | 0        | 0        | 7        | 0         | 0          | .276      |          |             |
| Apr 02                                | NORTH CAROLINA-2  | *1b | 4           | 3 | 3          | 2         | 2         | 0         | 1        | 1        | 2        | 0         | 0        | 0        | 0        | 0        | 0        | 6        | 0         | 0          | .297      |          |             |
| Apr 04                                | NORTHWESTERN      | *1b | 4           | 0 | 2          | 0         | 0         | 0         | 0        | 1        | 0        | 0         | 0        | 0        | 0        | 0        | 0        | 5        | 0         | 0          | .305      |          |             |
| Apr 06                                | at Pitt           | *1b | 4           | 1 | 1          | 0         | 1         | 0         | 0        | 0        | 0        | 0         | 0        | 0        | 0        | 0        | 2        | 8        | 1         | 0          | .303      |          |             |
| Apr 07                                | at Pitt           | *1b | 5           | 1 | 2          | 2         | 0         | 0         | 0        | 1        | 0        | 0         | 0        | 0        | 0        | 0        | 1        | 9        | 1         | 0          | .308      |          |             |
| Apr 08                                | at Pitt           | *1b | 5           | 1 | 1          | 2         | 1         | 0         | 0        | 0        | 0        | 0         | 0        | 0        | 0        | 0        | 0        | 10       | 0         | 0          | .303      |          |             |
| Apr 11                                | MICHIGAN STATE    | *1b | 5           | 0 | 0          | 0         | 0         | 0         | 0        | 0        | 0        | 0         | 0        | 0        | 0        | 0        | 1        | 18       | 0         | 0          | .289      |          |             |
| Apr 14                                | at Clemson        | *1b | 3           | 1 | 0          | 1         | 0         | 0         | 0        | 2        | 0        | 0         | 0        | 0        | 0        | 0        | 0        | 8        | 1         | 0          | .282      |          |             |
| Apr 15                                | at Clemson        | *1b | 3           | 0 | 1          | 0         | 0         | 0         | 0        | 1        | 0        | 0         | 0        | 0        | 0        | 0        | 10       | 0        | 0         | 0          | .283      |          |             |
| Apr 16                                | at Clemson        | *1b | 2           | 2 | 0          | 0         | 0         | 0         | 0        | 2        | 0        | 1         | 0        | 0        | 0        | 0        | 0        | 4        | 1         | 0          | .279      |          |             |
| Apr 18                                | VALPARAISO        | *1b | 4           | 1 | 2          | 0         | 0         | 0         | 0        | 0        | 0        | 1         | 0        | 0        | 0        | 0        | 1        | 8        | 0         | 0          | .286      |          |             |
| Apr 19                                | WESTERN MICHIGAN  | *1b | 3           | 0 | 0          | 0         | 0         | 0         | 0        | 1        | 0        | 0         | 0        | 0        | 0        | 0        | 1        | 12       | 0         | 0          | .279      |          |             |
| Apr 21                                | VIRGINIA          | *1b | 4           | 1 | 1          | 1         | 0         | 0         | 0        | 0        | 0        | 0         | 0        | 0        | 0        | 1        | 0        | 12       | 0         | 0          | .278      |          |             |
| Apr 23                                | VIRGINIA-1        | *1b | 5           | 1 | 2          | 1         | 0         | 0         | 1        | 0        | 0        | 0         | 0        | 0        | 0        | 0        | 0        | 8        | 0         | 1          | .283      |          |             |
| Apr 23                                | VIRGINIA-2        | *1b | 4           | 0 | 1          | 1         | 0         | 0         | 0        | 0        | 0        | 0         | 0        | 0        | 0        | 0        | 2        | 8        | 0         | 1          | .282      |          |             |
| Apr 25                                | at Michigan State | *1b | 4           | 1 | 2          | 1         | 1         | 0         | 0        | 1        | 0        | 0         | 0        | 0        | 0        | 1        | 0        | 6        | 1         | 0          | .288      |          |             |
| <b>Totals</b>                         |                   |     | <b>39gs</b> |   | <b>146</b> | <b>29</b> | <b>42</b> | <b>27</b> | <b>9</b> | <b>0</b> | <b>6</b> | <b>18</b> | <b>3</b> | <b>2</b> | <b>3</b> | <b>0</b> | <b>1</b> | <b>2</b> | <b>23</b> | <b>322</b> | <b>17</b> | <b>7</b> | <b>.288</b> |

On base pct. .375 • Slugging pct. .473

# #6 TJ WILLIAMS



Junior | OF

**Career Highs**

Hits: 3 (4/11/23 vs. MSU)

Runs: 3 (3/11/23 vs. GT)

HR: 1 (4x MR 4/11/23 vs. MSU)

RBI: 4 (4/11/23 vs. MSU)

**News & Notes**

- Finished 3-4 against Michigan State, recording his third home run of the season (4/11/23)
- Hit the first homerun of the 2023 season in the first game of the year at Lipscomb (2/17/23)

## CAREER SUMMARY

| Year  | avg  | gp-gs | ab  | r  | h  | 2b | 3b | hr | rbi | tb | slg% | bb | hbp | so | gdp | ob%  | sf | sh | sb-att | po  | a | e | fld% |
|-------|------|-------|-----|----|----|----|----|----|-----|----|------|----|-----|----|-----|------|----|----|--------|-----|---|---|------|
| 2021  | .333 | 12-0  | 6   | 7  | 2  | 0  | 0  | 0  | 3   | 2  | .333 | 3  | 0   | 3  | 0   | .556 | 0  | 0  | 0-0    | 4   | 0 | 1 | .800 |
| 2022  | .254 | 28-14 | 71  | 16 | 18 | 3  | 2  | 1  | 10  | 28 | .394 | 3  | 1   | 17 | 0   | .289 | 1  | 4  | 2-2    | 41  | 1 | 2 | .955 |
| 2023  | .234 | 39-38 | 137 | 23 | 32 | 7  | 0  | 4  | 14  | 51 | .372 | 9  | 8   | 37 | 0   | .316 | 1  | 8  | 5-8    | 93  | 2 | 2 | .979 |
| TOTAL | .243 | 79-52 | 214 | 46 | 52 | 10 | 2  | 5  | 27  | 81 | .379 | 15 | 9   | 57 | 0   | .317 | 2  | 12 | 7-10   | 138 | 3 | 5 | .966 |

## 2023 GAME-BY-GAME

### #6 TJ Williams - 39 games (All games)

| Date   | Opponent          | Pos   | AB   | R   | H  | RBI | 2B | 3B | HR | BB | SB | CS | HBP | SAC | SF | GDP | K | PO | A  | E | Avg  |      |
|--------|-------------------|-------|------|-----|----|-----|----|----|----|----|----|----|-----|-----|----|-----|---|----|----|---|------|------|
| Feb 17 | at Lipscomb       | *of   | 4    | 1   | 1  | 2   | 0  | 0  | 1  | 0  | 0  | 0  | 0   | 0   | 0  | 0   | 2 | 2  | 0  | 0 | .250 |      |
| Feb 18 | at Lipscomb       | *of   | 4    | 1   | 1  | 0   | 0  | 0  | 0  | 0  | 0  | 0  | 1   | 0   | 0  | 0   | 3 | 4  | 0  | 0 | .250 |      |
| Feb 19 | at Lipscomb       | *of   | 3    | 0   | 0  | 0   | 0  | 0  | 0  | 0  | 0  | 0  | 0   | 0   | 0  | 0   | 1 | 1  | 0  | 0 | .182 |      |
| Feb 24 | at UNC Greensboro | *of   | 5    | 1   | 0  | 0   | 0  | 0  | 0  | 0  | 0  | 0  | 0   | 1   | 0  | 0   | 0 | 5  | 0  | 0 | .125 |      |
| Feb 25 | at UNC Greensboro | *of   | 4    | 0   | 1  | 0   | 1  | 0  | 0  | 0  | 0  | 0  | 0   | 0   | 0  | 0   | 1 | 1  | 1  | 1 | .150 |      |
| Feb 26 | at UNC Greensboro | *of   | 5    | 1   | 2  | 1   | 0  | 0  | 0  | 0  | 1  | 1  | 0   | 0   | 0  | 0   | 0 | 2  | 0  | 0 | .200 |      |
| Mar 03 | at UAB            | *of   | 5    | 1   | 1  | 0   | 1  | 0  | 0  | 1  | 0  | 0  | 0   | 0   | 0  | 0   | 1 | 4  | 0  | 0 | .200 |      |
| Mar 04 | at UAB            | *of   | 4    | 0   | 0  | 0   | 0  | 0  | 0  | 0  | 1  | 0  | 1   | 0   | 0  | 0   | 1 | 2  | 0  | 0 | .176 |      |
| Mar 05 | at UAB            | *of   | 4    | 0   | 1  | 0   | 0  | 0  | 0  | 0  | 0  | 0  | 0   | 0   | 0  | 0   | 0 | 2  | 1  | 0 | .184 |      |
| Mar 10 | at Georgia Tech   | *of   | 1    | 0   | 0  | 0   | 0  | 0  | 0  | 1  | 0  | 1  | 1   | 1   | 0  | 0   | 1 | 0  | 0  | 0 | .179 |      |
| Mar 11 | at Georgia Tech-1 | *of   | 2    | 0   | 0  | 0   | 0  | 0  | 0  | 0  | 0  | 0  | 0   | 0   | 0  | 0   | 0 | 3  | 0  | 0 | .171 |      |
| Mar 11 | at Georgia Tech-2 | *of   | 3    | 3   | 1  | 0   | 0  | 0  | 0  | 1  | 0  | 0  | 1   | 1   | 0  | 0   | 1 | 2  | 0  | 0 | .182 |      |
| Mar 14 | vs Saint Joseph's | *of   | 3    | 2   | 0  | 0   | 0  | 0  | 0  | 2  | 1  | 0  | 0   | 0   | 0  | 0   | 1 | 4  | 0  | 0 | .170 |      |
| Mar 15 | vs Saint Joseph's | *of   | 5    | 1   | 1  | 1   | 1  | 0  | 0  | 0  | 0  | 0  | 0   | 0   | 0  | 0   | 2 | 2  | 0  | 0 | .173 |      |
| Mar 18 | at Wake Forest-1  | *of   | 2    | 0   | 1  | 0   | 0  | 0  | 0  | 0  | 0  | 0  | 1   | 1   | 0  | 0   | 0 | 1  | 0  | 0 | .185 |      |
| Mar 18 | at Wake Forest-2  | *of   | 3    | 0   | 0  | 0   | 0  | 0  | 0  | 0  | 0  | 0  | 0   | 0   | 0  | 0   | 2 | 2  | 0  | 0 | .175 |      |
| Mar 19 | at Wake Forest    | *of   | 4    | 0   | 0  | 0   | 0  | 0  | 0  | 0  | 0  | 0  | 0   | 0   | 0  | 0   | 3 | 1  | 0  | 1 | .164 |      |
| Mar 21 | VALPARAISO        | *of   | 3    | 0   | 1  | 0   | 0  | 0  | 0  | 0  | 0  | 1  | 1   | 0   | 0  | 0   | 0 | 2  | 0  | 0 | .172 |      |
| Mar 24 | LOUISVILLE        | *of   | 4    | 1   | 2  | 0   | 0  | 0  | 0  | 0  | 0  | 0  | 0   | 0   | 0  | 0   | 0 | 2  | 0  | 0 | .191 |      |
| Mar 26 | LOUISVILLE-1      | *of   | 2    | 0   | 0  | 0   | 0  | 0  | 0  | 1  | 0  | 0  | 1   | 0   | 0  | 0   | 1 | 3  | 0  | 0 | .186 |      |
| Mar 26 | LOUISVILLE-2      | *of   | 2    | 0   | 0  | 0   | 0  | 0  | 0  | 0  | 0  | 0  | 0   | 0   | 0  | 0   | 1 | 0  | 0  | 0 | .181 |      |
| Mar 28 | BUTLER            | ph/of | 1    | 0   | 0  | 0   | 0  | 0  | 0  | 0  | 0  | 0  | 0   | 0   | 0  | 0   | 0 | 1  | 0  | 0 | .178 |      |
| Mar 31 | NORTH CAROLINA    | *of   | 3    | 1   | 2  | 1   | 0  | 0  | 1  | 1  | 0  | 0  | 0   | 0   | 0  | 0   | 1 | 4  | 0  | 0 | .197 |      |
| Apr 02 | NORTH CAROLINA-1  | *of   | 3    | 0   | 0  | 0   | 0  | 0  | 0  | 0  | 0  | 0  | 0   | 0   | 0  | 0   | 1 | 2  | 0  | 0 | .190 |      |
| Apr 02 | NORTH CAROLINA-2  | *of   | 4    | 0   | 0  | 0   | 0  | 0  | 0  | 0  | 0  | 0  | 0   | 0   | 0  | 0   | 2 | 4  | 0  | 0 | .181 |      |
| Apr 04 | NORTHWESTERN      | *of   | 3    | 1   | 1  | 1   | 0  | 0  | 0  | 0  | 0  | 0  | 0   | 1   | 0  | 0   | 0 | 3  | 0  | 0 | .186 |      |
| Apr 06 | at Pitt           | *of   | 4    | 1   | 1  | 0   | 0  | 0  | 0  | 0  | 0  | 0  | 0   | 0   | 0  | 0   | 1 | 2  | 0  | 0 | .189 |      |
| Apr 07 | at Pitt           | *of   | 3    | 2   | 2  | 2   | 1  | 0  | 0  | 0  | 0  | 0  | 0   | 2   | 0  | 0   | 0 | 2  | 0  | 0 | .204 |      |
| Apr 08 | at Pitt           | *of   | 3    | 1   | 0  | 0   | 0  | 0  | 0  | 0  | 0  | 0  | 1   | 0   | 0  | 0   | 1 | 3  | 0  | 0 | .198 |      |
| Apr 11 | MICHIGAN STATE    | *of   | 4    | 1   | 3  | 4   | 0  | 0  | 1  | 0  | 0  | 0  | 0   | 0   | 1  | 0   | 0 | 2  | 0  | 0 | .220 |      |
| Apr 14 | at Clemson        | *of   | 2    | 2   | 1  | 2   | 0  | 0  | 1  | 1  | 0  | 0  | 0   | 1   | 0  | 0   | 0 | 4  | 0  | 0 | .225 |      |
| Apr 15 | at Clemson        | *of   | 4    | 0   | 0  | 0   | 0  | 0  | 0  | 0  | 0  | 0  | 0   | 0   | 0  | 0   | 2 | 1  | 0  | 0 | .217 |      |
| Apr 16 | at Clemson        | *of   | 4    | 0   | 2  | 0   | 1  | 0  | 0  | 0  | 0  | 0  | 0   | 0   | 0  | 0   | 1 | 2  | 0  | 0 | .227 |      |
| Apr 18 | VALPARAISO        | *of   | 4    | 1   | 2  | 0   | 0  | 0  | 0  | 1  | 0  | 0  | 0   | 0   | 0  | 0   | 1 | 3  | 0  | 0 | .237 |      |
| Apr 19 | WESTERN MICHIGAN  | *of   | 4    | 0   | 2  | 0   | 1  | 0  | 0  | 1  | 0  | 0  | 0   | 0   | 0  | 0   | 1 | 2  | 0  | 0 | .246 |      |
| Apr 21 | VIRGINIA          | *of   | 4    | 0   | 0  | 0   | 0  | 0  | 0  | 1  | 0  | 0  | 0   | 0   | 0  | 0   | 1 | 1  | 0  | 0 | .238 |      |
| Apr 23 | VIRGINIA-1        | *of   | 6    | 0   | 1  | 0   | 1  | 0  | 0  | 0  | 0  | 0  | 0   | 0   | 0  | 0   | 2 | 2  | 0  | 0 | .234 |      |
| Apr 23 | VIRGINIA-2        | *of   | 4    | 0   | 1  | 0   | 0  | 0  | 0  | 1  | 0  | 0  | 0   | 0   | 0  | 0   | 2 | 7  | 0  | 0 | .235 |      |
| Apr 25 | at Michigan State | *of   | 5    | 1   | 1  | 0   | 0  | 0  | 0  | 0  | 0  | 0  | 0   | 0   | 0  | 0   | 0 | 3  | 0  | 0 | .234 |      |
| Totals |                   |       | 38gs | 137 | 23 | 32  | 14 | 7  | 0  | 4  | 9  | 5  | 3   | 8   | 8  | 1   | 0 | 37 | 93 | 2 | 2    | .234 |

On base pct. .316 • Slugging pct. .372

# #7 JACK ZYSKA



Graduate Student | OF

**Career Highs**

Hits: 4 (6/11/22 at UT)  
 Runs: 3 (2x, MR 5/17/22 at NU)  
 HR: 2 (4/24/22 vs. WF)  
 RBI: 4 (3x, MR 5/1/22 vs. BC)

**News & Notes**

- Recorded his first home run of the 2023 season in win over Valpo (3/21/23)
- Hit one of four home runs in the 8-6 win over #1 Tennessee in game one last season (6/10/22)
- Also set a career high with 4 hits against #1 Tennessee (6/11/22)

## CAREER SUMMARY

| Year  | avg  | gp-gs  | ab  | r  | h  | 2b | 3b | hr | rbi | tb  | slg% | bb | hbp | so  | gdp | ob%  | sf | sh | sb-att | po | a | e | fld%  |
|-------|------|--------|-----|----|----|----|----|----|-----|-----|------|----|-----|-----|-----|------|----|----|--------|----|---|---|-------|
| 2019  | .211 | 44-30  | 114 | 15 | 24 | 6  | 1  | 2  | 21  | 38  | .333 | 12 | 1   | 26  | 2   | .285 | 3  | 3  | 2-3    | 38 | 0 | 3 | .927  |
| 2020  | .300 | 4-2    | 10  | 2  | 3  | 1  | 0  | 1  | 2   | 7   | .700 | 0  | 1   | 0   | 0   | .300 | 0  | 0  | 0-0    | 0  | 0 | 0 | .000  |
| 2021  | .189 | 20-11  | 37  | 4  | 7  | 1  | 0  | 0  | 0   | 8   | .216 | 8  | 0   | 14  | 0   | .333 | 0  | 1  | 5-5    | 17 | 1 | 1 | .947  |
| 2022  | .298 | 44-37  | 151 | 34 | 45 | 12 | 0  | 13 | 38  | 96  | .636 | 19 | 3   | 42  | 2   | .385 | 1  | 0  | 7-8    | 29 | 0 | 0 | 1.000 |
| 2023  | .146 | 17-14  | 48  | 7  | 7  | 2  | 0  | 1  | 10  | 12  | .250 | 6  | 1   | 20  | 0   | .250 | 1  | 0  | 2-2    | 12 | 0 | 0 | 1.000 |
| TOTAL | .239 | 129-94 | 360 | 62 | 86 | 22 | 1  | 17 | 71  | 161 | .447 | 45 | 5   | 103 | 4   | .328 | 5  | 4  | 16-18  | 96 | 1 | 4 | .960  |

## 2023 GAME-BY-GAME


### #7 Jack Zyska - 17 games (All games)

| Date   | Opponent          | Pos  | AB | R | H | RBI | 2B | 3B | HR | BB | SB | CS | HBP | SAC | SF | GDP | K  | PO | A | E | Avg  |
|--------|-------------------|------|----|---|---|-----|----|----|----|----|----|----|-----|-----|----|-----|----|----|---|---|------|
| Feb 17 | at Lipscomb       | *dh  | 3  | 0 | 0 | 0   | 0  | 0  | 0  | 1  | 0  | 0  | 0   | 0   | 0  | 0   | 1  | 0  | 0 | 0 | .000 |
| Feb 18 | at Lipscomb       | *of  | 4  | 1 | 1 | 2   | 1  | 0  | 0  | 1  | 0  | 0  | 0   | 0   | 0  | 0   | 2  | 0  | 0 | 0 | .143 |
| Feb 19 | at Lipscomb       | *of  | 1  | 0 | 0 | 0   | 0  | 0  | 0  | 0  | 0  | 0  | 0   | 0   | 0  | 0   | 1  | 2  | 0 | 0 | .125 |
| Mar 11 | at Georgia Tech-1 | *of  | 1  | 0 | 0 | 0   | 0  | 0  | 0  | 0  | 0  | 0  | 0   | 0   | 0  | 0   | 1  | 0  | 0 | 0 | .111 |
| Mar 11 | at Georgia Tech-2 | *of  | 4  | 1 | 0 | 1   | 0  | 0  | 0  | 1  | 0  | 0  | 0   | 0   | 0  | 0   | 2  | 0  | 0 | 0 | .077 |
| Mar 14 | vs Saint Joseph's | *of  | 3  | 0 | 0 | 0   | 0  | 0  | 0  | 0  | 0  | 0  | 0   | 0   | 0  | 0   | 1  | 2  | 0 | 0 | .062 |
| Mar 18 | at Wake Forest-1  | *of  | 4  | 0 | 0 | 0   | 0  | 0  | 0  | 0  | 0  | 0  | 0   | 0   | 0  | 0   | 2  | 0  | 0 | 0 | .050 |
| Mar 18 | at Wake Forest-2  | *of  | 2  | 0 | 0 | 0   | 0  | 0  | 0  | 0  | 0  | 0  | 0   | 0   | 0  | 0   | 1  | 0  | 0 | 0 | .045 |
| Mar 19 | at Wake Forest    | *of  | 3  | 0 | 1 | 1   | 0  | 0  | 0  | 1  | 0  | 0  | 0   | 0   | 0  | 0   | 1  | 1  | 0 | 0 | .080 |
| Mar 21 | VALPARAISO        | *dh  | 3  | 2 | 1 | 3   | 0  | 0  | 1  | 1  | 1  | 0  | 0   | 0   | 0  | 0   | 0  | 0  | 0 | 0 | .107 |
| Mar 24 | LOUISVILLE        | *of  | 5  | 0 | 2 | 1   | 1  | 0  | 0  | 0  | 0  | 0  | 0   | 0   | 0  | 0   | 3  | 2  | 0 | 0 | .152 |
| Mar 26 | LOUISVILLE-1      | *of  | 3  | 1 | 1 | 0   | 0  | 0  | 0  | 1  | 1  | 0  | 0   | 0   | 0  | 0   | 0  | 0  | 0 | 0 | .167 |
| Mar 26 | LOUISVILLE-2      | *of  | 4  | 0 | 0 | 1   | 0  | 0  | 0  | 0  | 0  | 0  | 0   | 0   | 0  | 0   | 1  | 4  | 0 | 0 | .150 |
| Mar 28 | BUTLER            | *of  | 2  | 1 | 0 | 1   | 0  | 0  | 0  | 0  | 0  | 0  | 1   | 0   | 1  | 0   | 1  | 1  | 0 | 0 | .143 |
| Mar 31 | NORTH CAROLINA    | *dh  | 5  | 0 | 1 | 0   | 0  | 0  | 0  | 0  | 0  | 0  | 0   | 0   | 0  | 0   | 3  | 0  | 0 | 0 | .149 |
| Apr 06 | at Pitt           | pr   | 0  | 0 | 0 | 0   | 0  | 0  | 0  | 0  | 0  | 0  | 0   | 0   | 0  | 0   | 0  | 0  | 0 | 0 | .149 |
| Apr 07 | at Pitt           | pr   | 1  | 1 | 0 | 0   | 0  | 0  | 0  | 0  | 0  | 0  | 0   | 0   | 0  | 0   | 0  | 0  | 0 | 0 | .146 |
| Totals |                   | 14gs | 48 | 7 | 7 | 10  | 2  | 0  | 1  | 6  | 2  | 0  | 1   | 0   | 1  | 0   | 20 | 12 | 0 | 0 | .146 |

On base pct. .250 • Slugging pct. .250



# #8 DANNY NERI



Junior | C

**Career Highs**

Hits: 3 (3x, MR 3/5/23 vs. UAB)

Runs: 3 (4/7/23 vs. Pitt)

HR: 1 (4x MR 3/5/23 vs UAB)

RBI: 3 (2/26/22~2 vs. MU)

**News & Notes**

- Drew walks in five consecutive plate appearances in win over Pitt (
- Has recorded four home runs so far this season
- Recorded his second homerun of the season at UAB on 3/5/23
- Hit his first homer of the season in the top of the ninth to give the Irish the 6-5 win over UNCG (2/24/23)

## CAREER SUMMARY

| Year  | avg  | gp-gs | ab  | r  | h  | 2b | 3b | hr | rbi | tb | slg% | bb | hbp | so | gdp | ob%  | sf | sh | sb-att | po  | a  | e | fld%  |
|-------|------|-------|-----|----|----|----|----|----|-----|----|------|----|-----|----|-----|------|----|----|--------|-----|----|---|-------|
| 2021  | .261 | 13-8  | 23  | 3  | 6  | 0  | 0  | 0  | 1   | 6  | .261 | 1  | 2   | 4  | 0   | .346 | 0  | 0  | 1-1    | 60  | 5  | 0 | 1.000 |
| 2022  | .266 | 26-17 | 64  | 10 | 17 | 3  | 1  | 2  | 11  | 28 | .438 | 5  | 2   | 14 | 0   | .333 | 1  | 0  | 1-1    | 175 | 29 | 1 | .995  |
| 2023  | .232 | 32-28 | 99  | 18 | 23 | 3  | 2  | 4  | 17  | 42 | .424 | 14 | 4   | 32 | 0   | .350 | 0  | 1  | 1-1    | 244 | 21 | 2 | .993  |
| TOTAL | .247 | 71-53 | 186 | 31 | 46 | 6  | 3  | 6  | 29  | 76 | .409 | 20 | 8   | 50 | 0   | .344 | 1  | 1  | 3-3    | 479 | 55 | 3 | .994  |

## 2023 GAME-BY-GAME

### #8 Danny Neri - 32 games (All games)

| Date   | Opponent          | Pos | AB   | R  | H  | RBI | 2B | 3B | HR | BB | SB | CS | HBP | SAC | SF | GDP | K | PO | A   | E  | Avg  |      |
|--------|-------------------|-----|------|----|----|-----|----|----|----|----|----|----|-----|-----|----|-----|---|----|-----|----|------|------|
| Feb 18 | at Lipscomb       | *c  | 2    | 1  | 1  | 1   | 1  | 0  | 0  | 2  | 0  | 0  | 0   | 1   | 0  | 0   | 1 | 9  | 2   | 0  | .500 |      |
| Feb 19 | at Lipscomb       | *c  | 3    | 0  | 0  | 0   | 0  | 0  | 0  | 0  | 0  | 0  | 0   | 0   | 0  | 0   | 0 | 12 | 1   | 0  | .200 |      |
| Feb 24 | at UNC Greensboro | c   | 1    | 1  | 1  | 2   | 0  | 0  | 1  | 0  | 0  | 0  | 0   | 0   | 0  | 0   | 0 | 4  | 0   | 0  | .333 |      |
| Feb 25 | at UNC Greensboro | *c  | 3    | 0  | 0  | 0   | 0  | 0  | 0  | 0  | 0  | 0  | 0   | 0   | 0  | 0   | 1 | 7  | 4   | 2  | .222 |      |
| Feb 26 | at UNC Greensboro | *c  | 4    | 0  | 1  | 2   | 0  | 0  | 0  | 0  | 0  | 0  | 0   | 0   | 0  | 0   | 1 | 10 | 0   | 0  | .231 |      |
| Mar 03 | at UAB            | *c  | 4    | 1  | 1  | 2   | 0  | 0  | 0  | 0  | 0  | 0  | 0   | 0   | 0  | 0   | 1 | 7  | 1   | 0  | .235 |      |
| Mar 05 | at UAB            | *c  | 4    | 2  | 3  | 1   | 0  | 1  | 1  | 0  | 0  | 0  | 0   | 0   | 0  | 0   | 0 | 7  | 0   | 0  | .333 |      |
| Mar 10 | at Georgia Tech   | *c  | 5    | 0  | 1  | 0   | 0  | 0  | 0  | 0  | 0  | 0  | 0   | 0   | 0  | 0   | 1 | 6  | 0   | 0  | .308 |      |
| Mar 11 | at Georgia Tech-1 | *c  | 3    | 0  | 0  | 0   | 0  | 0  | 0  | 0  | 0  | 0  | 0   | 0   | 0  | 0   | 1 | 6  | 0   | 0  | .276 |      |
| Mar 14 | vs Saint Joseph's | c   | 1    | 0  | 0  | 0   | 0  | 0  | 0  | 0  | 0  | 0  | 0   | 0   | 0  | 0   | 1 | 3  | 1   | 0  | .267 |      |
| Mar 15 | vs Saint Joseph's | *c  | 4    | 1  | 2  | 3   | 0  | 0  | 1  | 1  | 0  | 0  | 0   | 0   | 0  | 0   | 0 | 6  | 0   | 0  | .294 |      |
| Mar 18 | at Wake Forest-1  | *c  | 4    | 1  | 1  | 0   | 1  | 0  | 0  | 0  | 0  | 0  | 0   | 0   | 0  | 0   | 2 | 7  | 0   | 0  | .289 |      |
| Mar 19 | at Wake Forest    | *c  | 4    | 0  | 1  | 0   | 0  | 0  | 0  | 0  | 0  | 0  | 0   | 0   | 0  | 0   | 2 | 15 | 0   | 0  | .286 |      |
| Mar 21 | VALPARAISO        | *c  | 4    | 0  | 0  | 0   | 0  | 0  | 0  | 0  | 0  | 0  | 0   | 1   | 0  | 0   | 1 | 7  | 0   | 0  | .261 |      |
| Mar 24 | LOUISVILLE        | *c  | 4    | 0  | 1  | 0   | 0  | 0  | 0  | 0  | 0  | 0  | 0   | 0   | 0  | 0   | 1 | 6  | 0   | 0  | .260 |      |
| Mar 26 | LOUISVILLE-1      | *c  | 3    | 0  | 0  | 0   | 0  | 0  | 0  | 1  | 0  | 0  | 0   | 0   | 0  | 0   | 2 | 8  | 3   | 0  | .245 |      |
| Mar 28 | BUTLER            | *c  | 4    | 0  | 1  | 2   | 0  | 0  | 0  | 0  | 1  | 0  | 0   | 0   | 0  | 0   | 0 | 12 | 0   | 0  | .246 |      |
| Mar 31 | NORTH CAROLINA    | c   | 0    | 0  | 0  | 0   | 0  | 0  | 0  | 0  | 0  | 0  | 0   | 0   | 0  | 0   | 0 | 2  | 0   | 0  | .246 |      |
| Apr 02 | NORTH CAROLINA-1  | *c  | 3    | 0  | 0  | 0   | 0  | 0  | 0  | 0  | 0  | 0  | 0   | 0   | 0  | 0   | 2 | 10 | 1   | 0  | .233 |      |
| Apr 04 | NORTHWESTERN      | *c  | 4    | 2  | 2  | 0   | 0  | 1  | 0  | 0  | 0  | 0  | 0   | 0   | 0  | 0   | 1 | 10 | 1   | 0  | .250 |      |
| Apr 06 | at Pitt           | *c  | 4    | 2  | 2  | 3   | 0  | 0  | 1  | 0  | 0  | 0  | 0   | 0   | 0  | 0   | 1 | 13 | 1   | 0  | .265 |      |
| Apr 07 | at Pitt           | *c  | 0    | 3  | 0  | 0   | 0  | 0  | 0  | 5  | 0  | 0  | 0   | 0   | 0  | 0   | 0 | 9  | 1   | 0  | .265 |      |
| Apr 08 | at Pitt           | *c  | 4    | 0  | 1  | 0   | 0  | 0  | 0  | 0  | 0  | 0  | 0   | 0   | 0  | 0   | 2 | 4  | 0   | 0  | .264 |      |
| Apr 11 | MICHIGAN STATE    | *c  | 2    | 1  | 0  | 0   | 0  | 0  | 0  | 1  | 0  | 0  | 2   | 0   | 0  | 0   | 1 | 5  | 1   | 0  | .257 |      |
| Apr 14 | at Clemson        | *c  | 4    | 2  | 1  | 0   | 0  | 0  | 0  | 1  | 0  | 0  | 0   | 0   | 0  | 0   | 2 | 5  | 0   | 0  | .256 |      |
| Apr 15 | at Clemson        | *c  | 4    | 0  | 0  | 0   | 0  | 0  | 0  | 0  | 0  | 0  | 0   | 0   | 0  | 0   | 2 | 7  | 0   | 0  | .244 |      |
| Apr 16 | at Clemson        | *c  | 4    | 0  | 1  | 0   | 0  | 0  | 0  | 0  | 0  | 0  | 0   | 0   | 0  | 0   | 3 | 8  | 0   | 0  | .244 |      |
| Apr 18 | VALPARAISO        | c   | 0    | 0  | 0  | 0   | 0  | 0  | 0  | 0  | 0  | 0  | 0   | 0   | 0  | 0   | 0 | 3  | 0   | 0  | .244 |      |
| Apr 19 | WESTERN MICHIGAN  | *c  | 2    | 0  | 0  | 0   | 0  | 0  | 0  | 1  | 0  | 0  | 1   | 0   | 0  | 0   | 2 | 11 | 1   | 0  | .239 |      |
| Apr 21 | VIRGINIA          | *c  | 4    | 0  | 0  | 0   | 0  | 0  | 0  | 0  | 0  | 0  | 0   | 0   | 0  | 0   | 1 | 11 | 1   | 0  | .228 |      |
| Apr 23 | VIRGINIA-1        | *c  | 5    | 1  | 1  | 1   | 1  | 0  | 0  | 0  | 0  | 0  | 0   | 0   | 0  | 0   | 0 | 9  | 2   | 0  | .227 |      |
| Apr 25 | at Michigan State | *c  | 2    | 0  | 1  | 0   | 0  | 0  | 0  | 2  | 0  | 0  | 0   | 0   | 0  | 0   | 0 | 5  | 0   | 0  | .232 |      |
| Totals |                   |     | 28gs | 99 | 18 | 23  | 17 | 3  | 2  | 4  | 14 | 1  | 0   | 4   | 1  | 0   | 0 | 32 | 244 | 21 | 2    | .232 |

On base pct. .350 • Slugging pct. .424

# #9 RJ RICKABAUGH




Freshman | C  
Career Highs  
Hits:  
Runs:  
RBI:

News & Notes  
.

## CAREER SUMMARY

## 2023 GAME-BY-GAME

# #10 RORY FOX



Freshman | INF/RHP

**Career Highs**

IP: 2.0 (2/25/23 vs. UNCG)

Strikeouts: 4 (2/25/23) vs. UNCG)

**News & Notes**

- Threw a career-high four strikeouts against UNCG (2/25/23)

## CAREER SUMMARY

| Year  | avg  | gp-gs | ab | r | h | 2b | 3b | hr | rbi | tb | slg% | bb | hbp | so | gdp | ob%  | sf | sh | sb-att | po | a | e | fld% |
|-------|------|-------|----|---|---|----|----|----|-----|----|------|----|-----|----|-----|------|----|----|--------|----|---|---|------|
| 2023  | .000 | 1-0   | 1  | 0 | 0 | 0  | 0  | 0  | 0   | 0  | .000 | 1  | 0   | 0  | 0   | .500 | 0  | 0  | 0-0    | 0  | 0 | 0 | .000 |
| TOTAL | .000 | 1-0   | 1  | 0 | 0 | 0  | 0  | 0  | 0   | 0  | .000 | 1  | 0   | 0  | 0   | .500 | 0  | 0  | 0-0    | 0  | 0 | 0 | .000 |

| Year  | era   | w-l | app | gs | cg | sho | sv | ip  | h  | r | er | bb | so | 2b | 3b | hr | bf | bavg | wp | hbp | bk | sfa | sha |
|-------|-------|-----|-----|----|----|-----|----|-----|----|---|----|----|----|----|----|----|----|------|----|-----|----|-----|-----|
| 2023  | 12.60 | 0-1 | 3   | 0  | 0  | 0/0 | 0  | 5.0 | 10 | 9 | 7  | 1  | 6  | 4  | 0  | 3  | 26 | .400 | 2  | 0   | 0  | 0   | 0   |
| TOTAL | 12.60 | 0-1 | 3   | 0  | 0  | 0/0 | 0  | 5.0 | 10 | 9 | 7  | 1  | 6  | 4  | 0  | 3  | 26 | .400 | 2  | 0   | 0  | 0   | 0   |

## 2023 GAME-BY-GAME

### #10 Rory Fox - 1 game (All games)

| Date   | Opponent         | Pos   | AB | R | H | RBI | 2B | 3B | HR | BB | SB | CS | HBP | SAC | SF | GDP | K | PO | A | E | Avg |      |
|--------|------------------|-------|----|---|---|-----|----|----|----|----|----|----|-----|-----|----|-----|---|----|---|---|-----|------|
| Mar 18 | at Wake Forest-2 | ph/dh | 1  | 0 | 0 | 0   | 0  | 0  | 0  | 1  | 0  | 0  | 0   | 0   | 0  | 0   | 0 | 0  | 0 | 0 | 0   | .000 |
| Totals |                  | 0gs   | 1  | 0 | 0 | 0   | 0  | 0  | 0  | 1  | 0  | 0  | 0   | 0   | 0  | 0   | 0 | 0  | 0 | 0 | 0   | .000 |

On base pct. .500 • Slugging pct. .000

### #10 Rory Fox - 3 appearances (All games)

| Date   | Opponent          | GS | IP  | H  | R | ER | BB | SO | 2B | 3B | HR | WP | BK | HBP | IBB | Score | W-L | Sv | ERA   | NP |
|--------|-------------------|----|-----|----|---|----|----|----|----|----|----|----|----|-----|-----|-------|-----|----|-------|----|
| Feb 19 | at Lipscomb       |    | 1.2 | 2  | 3 | 2  | 1  | 1  | 1  | 0  | 0  | 0  | 0  | 0   | 0   | 2-4   | 0-1 | 0  | 10.80 | 35 |
| Feb 25 | at UNC Greensboro |    | 2.0 | 5  | 4 | 3  | 0  | 4  | 0  | 0  | 3  | 0  | 0  | 0   | 0   | 0-12  | 0-1 | 0  | 12.27 | 44 |
| Mar 11 | at Georgia Tech-1 |    | 1.1 | 3  | 2 | 2  | 0  | 1  | 3  | 0  | 0  | 2  | 0  | 0   | 0   | 2-15  | 0-1 | 0  | 12.60 | 32 |
| Totals |                   | 0  | 5.0 | 10 | 9 | 7  | 1  | 6  | 4  | 0  | 3  | 2  | 0  | 0   | 0   | 4-31  | 0-1 | 0  | 12.60 | -  |

# #11 JACK PENNEY



**Sophomore | INF**

**Career Highs**  
**Hits: 4 (4/23/23 vs. UVA)**  
**Runs: 4 (4/23/23 vs. UVA)**  
**HR: 1 (13x, MR 4/23/23 vs UVA)**  
**RBI: 5 (3/11/23 at GT)**

**News & Notes**

- Leads the Irish with nine home runs this season
- Made his collegiate debut against Manhattan (2/18/22)
- Hit his first career home run and tied a career high with 2 RBI against Valpo (4/19/22)

## CAREER SUMMARY

| Year  | avg  | gp-gs | ab  | r  | h  | 2b | 3b | hr | rbi | tb  | slg% | bb | hbp | so | gdp | ob%  | sf | sh | sb-att | po | a   | e | fld% |
|-------|------|-------|-----|----|----|----|----|----|-----|-----|------|----|-----|----|-----|------|----|----|--------|----|-----|---|------|
| 2022  | .288 | 39-18 | 73  | 16 | 21 | 6  | 2  | 4  | 19  | 43  | .589 | 12 | 4   | 23 | 1   | .407 | 2  | 3  | 4-4    | 26 | 49  | 3 | .962 |
| 2023  | .253 | 39-39 | 146 | 35 | 37 | 4  | 1  | 9  | 23  | 70  | .479 | 22 | 2   | 36 | 3   | .357 | 1  | 3  | 8-8    | 35 | 84  | 4 | .967 |
| TOTAL | .265 | 78-57 | 219 | 51 | 58 | 10 | 3  | 13 | 42  | 113 | .516 | 34 | 6   | 59 | 4   | .374 | 3  | 6  | 12-12  | 61 | 133 | 7 | .965 |

## 2023 GAME-BY-GAME

### #11 Jack Penney - 39 games (All games)

| Date   | Opponent          | Pos  | AB  | R  | H  | RBI | 2B | 3B | HR | BB | SB | CS | HBP | SAC | SF | GDP | K  | PO | A  | E | Avg  |
|--------|-------------------|------|-----|----|----|-----|----|----|----|----|----|----|-----|-----|----|-----|----|----|----|---|------|
| Feb 17 | at Lipscomb       | *3b  | 4   | 1  | 0  | 0   | 0  | 0  | 0  | 0  | 1  | 0  | 0   | 0   | 0  | 0   | 1  | 2  | 1  | 0 | .000 |
| Feb 18 | at Lipscomb       | *3b  | 3   | 1  | 0  | 0   | 0  | 0  | 0  | 1  | 1  | 0  | 0   | 1   | 0  | 1   | 0  | 2  | 0  | 1 | .000 |
| Feb 19 | at Lipscomb       | *3b  | 3   | 1  | 1  | 2   | 0  | 0  | 1  | 1  | 0  | 0  | 0   | 0   | 0  | 0   | 1  | 0  | 1  | 0 | .100 |
| Feb 24 | at UNC Greensboro | *3b  | 4   | 1  | 0  | 0   | 0  | 0  | 0  | 1  | 0  | 0  | 0   | 0   | 0  | 0   | 1  | 0  | 3  | 0 | .071 |
| Feb 25 | at UNC Greensboro | *3b  | 3   | 0  | 0  | 0   | 0  | 0  | 0  | 1  | 0  | 0  | 0   | 0   | 0  | 0   | 0  | 3  | 3  | 0 | .059 |
| Feb 26 | at UNC Greensboro | *3b  | 3   | 1  | 0  | 1   | 0  | 0  | 0  | 1  | 0  | 0  | 0   | 0   | 0  | 0   | 0  | 1  | 3  | 0 | .050 |
| Mar 03 | at UAB            | *3b  | 3   | 1  | 1  | 0   | 0  | 1  | 0  | 1  | 0  | 0  | 0   | 0   | 0  | 0   | 0  | 5  | 0  | 0 | .087 |
| Mar 04 | at UAB            | *3b  | 2   | 1  | 0  | 1   | 0  | 0  | 0  | 2  | 0  | 0  | 0   | 0   | 0  | 0   | 1  | 0  | 3  | 0 | .080 |
| Mar 05 | at UAB            | *3b  | 3   | 0  | 0  | 0   | 0  | 0  | 0  | 1  | 0  | 0  | 0   | 0   | 0  | 0   | 2  | 2  | 1  | 0 | .071 |
| Mar 10 | at Georgia Tech   | *3b  | 4   | 1  | 0  | 0   | 0  | 0  | 0  | 1  | 0  | 0  | 0   | 0   | 0  | 0   | 3  | 2  | 4  | 0 | .062 |
| Mar 11 | at Georgia Tech-1 | *3b  | 5   | 0  | 1  | 1   | 1  | 0  | 0  | 0  | 0  | 0  | 0   | 0   | 0  | 0   | 0  | 2  | 0  | 0 | .081 |
| Mar 11 | at Georgia Tech-2 | *3b  | 5   | 2  | 3  | 5   | 1  | 0  | 1  | 1  | 0  | 0  | 0   | 0   | 0  | 0   | 2  | 0  | 2  | 0 | .143 |
| Mar 14 | vs Saint Joseph's | *3b  | 2   | 0  | 0  | 1   | 0  | 0  | 0  | 2  | 0  | 0  | 0   | 0   | 0  | 0   | 0  | 1  | 3  | 0 | .136 |
| Mar 15 | vs Saint Joseph's | *3b  | 4   | 1  | 2  | 1   | 0  | 0  | 1  | 1  | 1  | 0  | 0   | 1   | 0  | 0   | 0  | 0  | 1  | 0 | .167 |
| Mar 18 | at Wake Forest-1  | *3b  | 4   | 0  | 1  | 0   | 0  | 0  | 0  | 0  | 0  | 0  | 0   | 0   | 0  | 0   | 2  | 0  | 3  | 0 | .173 |
| Mar 18 | at Wake Forest-2  | *3b  | 1   | 0  | 0  | 0   | 0  | 0  | 0  | 0  | 0  | 0  | 0   | 0   | 0  | 0   | 1  | 1  | 0  | 0 | .170 |
| Mar 19 | at Wake Forest    | *3b  | 4   | 0  | 0  | 1   | 0  | 0  | 0  | 0  | 1  | 0  | 0   | 0   | 0  | 0   | 2  | 1  | 1  | 0 | .158 |
| Mar 21 | VALPARAISO        | *3b  | 3   | 2  | 2  | 0   | 1  | 0  | 0  | 1  | 1  | 0  | 0   | 0   | 0  | 0   | 0  | 3  | 3  | 0 | .183 |
| Mar 24 | LOUISVILLE        | *3b  | 4   | 0  | 0  | 0   | 0  | 0  | 0  | 0  | 0  | 0  | 0   | 1   | 0  | 0   | 3  | 1  | 3  | 0 | .172 |
| Mar 26 | LOUISVILLE-1      | *3b  | 3   | 1  | 1  | 1   | 0  | 0  | 1  | 0  | 0  | 0  | 0   | 0   | 0  | 0   | 0  | 1  | 0  | 0 | .179 |
| Mar 26 | LOUISVILLE-2      | *3b  | 4   | 1  | 1  | 0   | 0  | 0  | 0  | 0  | 0  | 0  | 0   | 0   | 0  | 0   | 1  | 0  | 1  | 0 | .183 |
| Mar 28 | BUTLER            | *3b  | 3   | 1  | 1  | 0   | 0  | 0  | 0  | 1  | 1  | 0  | 0   | 0   | 0  | 0   | 2  | 0  | 3  | 0 | .189 |
| Mar 31 | NORTH CAROLINA    | *3b  | 5   | 0  | 1  | 0   | 0  | 0  | 0  | 0  | 0  | 0  | 0   | 0   | 0  | 0   | 2  | 2  | 1  | 0 | .190 |
| Apr 02 | NORTH CAROLINA-1  | *3b  | 4   | 0  | 0  | 0   | 0  | 0  | 0  | 0  | 0  | 0  | 0   | 0   | 0  | 0   | 1  | 2  | 0  | 0 | .181 |
| Apr 02 | NORTH CAROLINA-2  | *3b  | 4   | 2  | 2  | 1   | 0  | 0  | 1  | 0  | 0  | 0  | 1   | 0   | 0  | 0   | 1  | 1  | 2  | 0 | .195 |
| Apr 04 | NORTHWESTERN      | *3b  | 5   | 2  | 3  | 2   | 0  | 0  | 1  | 0  | 1  | 0  | 0   | 0   | 0  | 0   | 1  | 0  | 2  | 0 | .217 |
| Apr 06 | at Pitt           | *3b  | 4   | 1  | 1  | 2   | 0  | 0  | 1  | 0  | 0  | 0  | 0   | 0   | 1  | 0   | 2  | 1  | 4  | 0 | .219 |
| Apr 07 | at Pitt           | *3b  | 5   | 0  | 1  | 1   | 0  | 0  | 0  | 1  | 0  | 0  | 0   | 0   | 0  | 0   | 2  | 0  | 1  | 0 | .218 |
| Apr 08 | at Pitt           | *3b  | 5   | 1  | 2  | 0   | 0  | 0  | 0  | 0  | 0  | 0  | 0   | 0   | 0  | 0   | 0  | 0  | 3  | 0 | .226 |
| Apr 11 | MICHIGAN STATE    | *3b  | 4   | 1  | 0  | 0   | 0  | 0  | 0  | 2  | 1  | 0  | 0   | 0   | 0  | 0   | 2  | 2  | 3  | 0 | .218 |
| Apr 14 | at Clemson        | *3b  | 5   | 2  | 3  | 0   | 0  | 0  | 0  | 0  | 0  | 0  | 0   | 0   | 0  | 0   | 0  | 2  | 2  | 2 | .235 |
| Apr 15 | at Clemson        | *3b  | 4   | 0  | 2  | 0   | 0  | 0  | 0  | 0  | 0  | 0  | 0   | 0   | 0  | 0   | 0  | 1  | 3  | 0 | .244 |
| Apr 16 | at Clemson        | *3b  | 5   | 0  | 0  | 0   | 0  | 0  | 0  | 0  | 0  | 0  | 0   | 0   | 0  | 1   | 2  | 0  | 1  | 1 | .234 |
| Apr 18 | VALPARAISO        | *3b  | 4   | 1  | 2  | 1   | 0  | 0  | 0  | 0  | 0  | 0  | 0   | 0   | 0  | 0   | 1  | 1  | 7  | 0 | .242 |
| Apr 19 | WESTERN MICHIGAN  | *3b  | 4   | 1  | 1  | 0   | 0  | 0  | 0  | 0  | 0  | 0  | 0   | 0   | 0  | 0   | 0  | 4  | 0  | 0 | .242 |
| Apr 21 | VIRGINIA          | *3b  | 3   | 2  | 1  | 1   | 0  | 0  | 1  | 1  | 0  | 0  | 0   | 0   | 0  | 0   | 0  | 0  | 3  | 0 | .244 |
| Apr 23 | VIRGINIA-1        | *3b  | 5   | 4  | 4  | 1   | 1  | 0  | 1  | 0  | 0  | 0  | 0   | 0   | 0  | 0   | 0  | 2  | 1  | 0 | .264 |
| Apr 23 | VIRGINIA-2        | *3b  | 3   | 1  | 0  | 0   | 0  | 0  | 0  | 0  | 0  | 0  | 1   | 0   | 0  | 0   | 0  | 0  | 0  | 0 | .259 |
| Apr 25 | at Michigan State | *3b  | 3   | 1  | 0  | 0   | 0  | 0  | 0  | 2  | 0  | 0  | 0   | 0   | 0  | 1   | 0  | 2  | 0  | 0 | .253 |
| Totals |                   | 39gs | 146 | 35 | 37 | 23  | 4  | 1  | 9  | 22 | 8  | 0  | 2   | 3   | 1  | 3   | 36 | 35 | 84 | 4 | .253 |

On base pct. .357 • Slugging pct. .479

# #12 CONNOR HINCKS



Junior | INF

**Career Highs**

**Hits:** 1 (3/18/23 vs. Wake Forest)  
**Runs:** 1 (3/18/23 vs. Wake Forest)  
**RBI:** 1 (3/11/23 vs. Georgia Tech)

**News & Notes**

- Made his first start against Butler (3/28/23)
- Transfer from Virginia (2021)

## CAREER SUMMARY

| Year         | avg         | gp-gs      | ab       | r        | h        | 2b       | 3b       | hr       | rbi      | tb       | slg%        | bb       | hbp      | so       | gdp      | ob%         | sf       | sh       | sb-att     | po        | a        | e        | fld%         |
|--------------|-------------|------------|----------|----------|----------|----------|----------|----------|----------|----------|-------------|----------|----------|----------|----------|-------------|----------|----------|------------|-----------|----------|----------|--------------|
| 2022         | .000        | 3-0        | 2        | 0        | 0        | 0        | 0        | 0        | 0        | 0        | .000        | 0        | 0        | 1        | 0        | .000        | 0        | 0        | 0-0        | 2         | 0        | 0        | 1.000        |
| 2023         | .167        | 6-1        | 6        | 1        | 1        | 0        | 0        | 0        | 1        | 1        | .167        | 2        | 0        | 2        | 0        | .375        | 0        | 0        | 0-0        | 12        | 0        | 0        | 1.000        |
| <b>TOTAL</b> | <b>.125</b> | <b>9-1</b> | <b>8</b> | <b>1</b> | <b>1</b> | <b>0</b> | <b>0</b> | <b>0</b> | <b>1</b> | <b>1</b> | <b>.125</b> | <b>2</b> | <b>0</b> | <b>3</b> | <b>0</b> | <b>.300</b> | <b>0</b> | <b>0</b> | <b>0-0</b> | <b>14</b> | <b>0</b> | <b>0</b> | <b>1.000</b> |

## 2023 GAME-BY-GAME

### #12 Connor Hincks - 6 games (All games)

| Date          | Opponent          | Pos        | AB       | R        | H        | RBI      | 2B       | 3B       | HR       | BB       | SB       | CS       | HBP      | SAC      | SF       | GDP      | K        | PO        | A        | E        | Avg      |             |
|---------------|-------------------|------------|----------|----------|----------|----------|----------|----------|----------|----------|----------|----------|----------|----------|----------|----------|----------|-----------|----------|----------|----------|-------------|
| Feb 25        | at UNC Greensboro | ph         | 0        | 0        | 0        | 0        | 0        | 0        | 0        | 1        | 0        | 0        | 0        | 0        | 0        | 0        | 0        | 0         | 0        | 0        | 0        | .000        |
| Mar 11        | at Georgia Tech-1 | ph/1b      | 1        | 0        | 0        | 0        | 0        | 0        | 0        | 0        | 0        | 0        | 0        | 0        | 0        | 0        | 0        | 1         | 0        | 0        | 0        | .000        |
| Mar 11        | at Georgia Tech-2 | ph/1b      | 0        | 0        | 0        | 1        | 0        | 0        | 0        | 1        | 0        | 0        | 0        | 0        | 0        | 0        | 0        | 1         | 0        | 0        | 0        | .000        |
| Mar 18        | at Wake Forest-2  | 1b         | 1        | 1        | 1        | 0        | 0        | 0        | 0        | 0        | 0        | 0        | 0        | 0        | 0        | 0        | 0        | 1         | 0        | 0        | 0        | .500        |
| Mar 28        | BUTLER            | *1b        | 3        | 0        | 0        | 0        | 0        | 0        | 0        | 0        | 0        | 0        | 0        | 0        | 0        | 0        | 1        | 8         | 0        | 0        | 0        | .200        |
| Apr 04        | NORTHWESTERN      | ph/1b      | 1        | 0        | 0        | 0        | 0        | 0        | 0        | 0        | 0        | 0        | 0        | 0        | 0        | 0        | 1        | 1         | 0        | 0        | 0        | .167        |
| <b>Totals</b> |                   | <b>1gs</b> | <b>6</b> | <b>1</b> | <b>1</b> | <b>1</b> | <b>0</b> | <b>0</b> | <b>0</b> | <b>2</b> | <b>0</b> | <b>0</b> | <b>0</b> | <b>0</b> | <b>0</b> | <b>0</b> | <b>2</b> | <b>12</b> | <b>0</b> | <b>0</b> | <b>0</b> | <b>.167</b> |

On base pct. .375 • Slugging pct. .167

# #13 JOEY SPENCE



Sophomore | C

**Career Highs**

Hits: 1 (3x, MR 3/29/22 vs. NIU)

Runs: 1 (2/25/22 vs. MC)

HR: 1 (4/4/23 vs. NU)

RBI: 1 (3x, MR 3/29/22 vs. NIU)

**News & Notes**

- Made his collegiate debut against Manhattan (2/18/22)
- Recorded his first career home run in the win over Northwestern (4/4/23)

## CAREER SUMMARY

| Year  | avg  | gp-gs | ab | r | h | 2b | 3b | hr | rbi | tb | slg% | bb | hbp | so | gdp | ob%  | sf | sh | sb-att | po | a | e | fld%  |
|-------|------|-------|----|---|---|----|----|----|-----|----|------|----|-----|----|-----|------|----|----|--------|----|---|---|-------|
| 2022  | .231 | 14-1  | 13 | 1 | 3 | 3  | 0  | 0  | 3   | 6  | .462 | 2  | 0   | 5  | 0   | .313 | 1  | 0  | 0-0    | 7  | 1 | 0 | 1.000 |
| 2023  | .333 | 8-1   | 9  | 1 | 3 | 0  | 0  | 1  | 2   | 6  | .667 | 1  | 1   | 4  | 0   | .455 | 0  | 0  | 0-0    | 1  | 0 | 0 | 1.000 |
| TOTAL | .273 | 22-2  | 22 | 2 | 6 | 3  | 0  | 1  | 5   | 12 | .545 | 3  | 1   | 9  | 0   | .370 | 1  | 0  | 0-0    | 8  | 1 | 0 | 1.000 |

## 2023 GAME-BY-GAME

### #13 Joey Spence - 8 games (All games)

| Date   | Opponent          | Pos   | AB | R | H | RBI | 2B | 3B | HR | BB | SB | CS | HBP | SAC | SF | GDP | K | PO | A | E | Avg |      |
|--------|-------------------|-------|----|---|---|-----|----|----|----|----|----|----|-----|-----|----|-----|---|----|---|---|-----|------|
| Feb 25 | at UNC Greensboro | ph    | 1  | 0 | 0 | 0   | 0  | 0  | 0  | 0  | 0  | 0  | 0   | 0   | 0  | 0   | 0 | 0  | 0 | 0 | 0   | .000 |
| Mar 04 | at UAB            | dh/ph | 2  | 0 | 0 | 0   | 0  | 0  | 0  | 0  | 0  | 0  | 0   | 0   | 0  | 0   | 0 | 1  | 0 | 0 | 0   | .000 |
| Mar 11 | at Georgia Tech-1 | c     | 1  | 0 | 1 | 0   | 0  | 0  | 0  | 0  | 0  | 0  | 0   | 0   | 0  | 0   | 0 | 1  | 0 | 0 | 0   | .250 |
| Mar 11 | at Georgia Tech-2 | ph    | 0  | 0 | 0 | 0   | 0  | 0  | 0  | 1  | 0  | 0  | 0   | 0   | 0  | 0   | 0 | 0  | 0 | 0 | 0   | .250 |
| Mar 18 | at Wake Forest-2  | ph/c  | 2  | 0 | 1 | 0   | 0  | 0  | 0  | 0  | 0  | 0  | 0   | 0   | 0  | 0   | 0 | 1  | 0 | 0 | 0   | .333 |
| Apr 04 | NORTHWESTERN      | ph    | 1  | 1 | 1 | 2   | 0  | 0  | 1  | 0  | 0  | 0  | 0   | 0   | 0  | 0   | 0 | 0  | 0 | 0 | 0   | .429 |
| Apr 15 | at Clemson        | ph    | 1  | 0 | 0 | 0   | 0  | 0  | 0  | 0  | 0  | 0  | 0   | 0   | 0  | 0   | 0 | 1  | 0 | 0 | 0   | .375 |
| Apr 23 | VIRGINIA-2        | *dh   | 1  | 0 | 0 | 0   | 0  | 0  | 0  | 0  | 0  | 0  | 1   | 0   | 0  | 0   | 0 | 1  | 0 | 0 | 0   | .333 |
| Totals |                   | 1gs   | 9  | 1 | 3 | 2   | 0  | 0  | 1  | 1  | 0  | 0  | 1   | 0   | 0  | 0   | 4 | 1  | 0 | 0 | 0   | .333 |

On base pct. .455 • Slugging pct. .667

# #14 ZACK PRAJZNER



**Graduate Student | INF**

**Career Highs**  
**Hits: 4 (5/26/21 vs. VT)**  
**Runs: 3 (6x, MR 4/24/22 vs. WF)**  
**HR: 1 (20x, MR 4/23/23 vs. UVA)**  
**RBI: 4 (3x, MR 5/17/22 at NU)**

**News & Notes**

- Recorded his first home run of the 2023 season in win over Valpo (3/21/23)
- 2022 Statesboro Regional All-Tournament Team
- Fourth on the team in hits (58) and runs (44) in 2022 season
- Recognized by Perfect Game as one of the top 50 seniors in the country heading into the 2023 season

## CAREER SUMMARY

| Year  | avg  | gp-gs   | ab  | r   | h   | 2b | 3b | hr | rbi | tb  | slg% | bb | hbp | so  | gdp | ob%  | sf | sh | sb-att | po  | a   | e  | fld% |
|-------|------|---------|-----|-----|-----|----|----|----|-----|-----|------|----|-----|-----|-----|------|----|----|--------|-----|-----|----|------|
| 2019  | .261 | 43-30   | 92  | 11  | 24  | 5  | 0  | 1  | 8   | 32  | .348 | 8  | 10  | 23  | 5   | .382 | 0  | 5  | 2-3    | 45  | 80  | 10 | .926 |
| 2020  | .200 | 6-6     | 20  | 4   | 4   | 0  | 0  | 1  | 4   | 7   | .350 | 5  | 0   | 4   | 0   | .360 | 0  | 1  | 0-0    | 7   | 12  | 2  | .905 |
| 2021  | .280 | 47-47   | 157 | 32  | 44  | 8  | 0  | 6  | 23  | 70  | .446 | 21 | 6   | 42  | 1   | .380 | 3  | 5  | 3-6    | 63  | 135 | 8  | .961 |
| 2022  | .287 | 57-57   | 202 | 44  | 58  | 8  | 0  | 6  | 35  | 84  | .416 | 18 | 5   | 39  | 3   | .355 | 3  | 2  | 2-5    | 67  | 145 | 10 | .955 |
| 2023  | .284 | 39-39   | 155 | 33  | 44  | 10 | 0  | 5  | 19  | 69  | .445 | 17 | 7   | 32  | 0   | .378 | 1  | 0  | 3-4    | 45  | 95  | 5  | .966 |
| TOTAL | .278 | 192-179 | 626 | 124 | 174 | 31 | 0  | 19 | 89  | 262 | .419 | 69 | 28  | 140 | 9   | .371 | 7  | 13 | 10-18  | 227 | 467 | 35 | .952 |


## 2023 GAME-BY-GAME

### #14 Zack Prajzner - 39 games (All games)

| Date   | Opponent          | Pos | AB   | R   | H  | RBI | 2B | 3B | HR | BB | SB | CS | HBP | SAC | SF | GDP | K | PO | A  | E  | Avg  |      |
|--------|-------------------|-----|------|-----|----|-----|----|----|----|----|----|----|-----|-----|----|-----|---|----|----|----|------|------|
| Feb 17 | at Lipscomb       | *ss | 3    | 0   | 0  | 0   | 0  | 0  | 0  | 1  | 0  | 0  | 0   | 0   | 0  | 0   | 2 | 1  | 2  | 0  | .000 |      |
| Feb 18 | at Lipscomb       | *ss | 3    | 1   | 0  | 0   | 0  | 0  | 0  | 1  | 0  | 0  | 1   | 0   | 0  | 0   | 2 | 1  | 2  | 0  | .000 |      |
| Feb 19 | at Lipscomb       | *ss | 3    | 0   | 1  | 0   | 0  | 0  | 0  | 0  | 0  | 0  | 0   | 0   | 0  | 0   | 0 | 2  | 1  | 0  | .111 |      |
| Feb 24 | at UNC Greensboro | *ss | 2    | 1   | 2  | 0   | 0  | 0  | 0  | 2  | 1  | 0  | 1   | 0   | 0  | 0   | 0 | 3  | 4  | 1  | .273 |      |
| Feb 25 | at UNC Greensboro | *ss | 4    | 0   | 1  | 0   | 1  | 0  | 0  | 0  | 0  | 0  | 0   | 0   | 0  | 0   | 0 | 0  | 2  | 0  | .267 |      |
| Feb 26 | at UNC Greensboro | *ss | 3    | 2   | 0  | 0   | 0  | 0  | 0  | 1  | 1  | 0  | 0   | 0   | 0  | 0   | 1 | 1  | 1  | 0  | .222 |      |
| Mar 03 | at UAB            | *ss | 4    | 1   | 2  | 0   | 0  | 0  | 0  | 0  | 0  | 0  | 1   | 0   | 0  | 0   | 0 | 3  | 4  | 0  | .273 |      |
| Mar 04 | at UAB            | *ss | 5    | 1   | 2  | 0   | 0  | 0  | 0  | 0  | 0  | 0  | 0   | 0   | 0  | 0   | 0 | 0  | 1  | 0  | .296 |      |
| Mar 05 | at UAB            | *ss | 3    | 0   | 0  | 0   | 0  | 0  | 0  | 0  | 0  | 0  | 1   | 0   | 0  | 0   | 0 | 3  | 2  | 0  | .267 |      |
| Mar 10 | at Georgia Tech   | *ss | 5    | 1   | 1  | 1   | 0  | 0  | 0  | 0  | 0  | 0  | 0   | 0   | 0  | 0   | 1 | 0  | 4  | 0  | .257 |      |
| Mar 11 | at Georgia Tech-1 | *ss | 3    | 0   | 1  | 0   | 0  | 0  | 0  | 1  | 0  | 0  | 0   | 0   | 0  | 0   | 1 | 0  | 4  | 0  | .263 |      |
| Mar 11 | at Georgia Tech-2 | *ss | 6    | 2   | 3  | 2   | 1  | 0  | 0  | 0  | 0  | 0  | 1   | 0   | 0  | 0   | 0 | 0  | 4  | 0  | .295 |      |
| Mar 14 | vs Saint Joseph's | *ss | 3    | 3   | 1  | 0   | 0  | 0  | 0  | 2  | 0  | 0  | 0   | 0   | 0  | 0   | 0 | 1  | 4  | 0  | .298 |      |
| Mar 15 | vs Saint Joseph's | *ss | 5    | 1   | 2  | 0   | 1  | 0  | 0  | 1  | 0  | 0  | 0   | 0   | 0  | 0   | 2 | 2  | 7  | 0  | .308 |      |
| Mar 18 | at Wake Forest-1  | *ss | 3    | 0   | 0  | 0   | 0  | 0  | 0  | 1  | 0  | 0  | 0   | 0   | 0  | 0   | 0 | 3  | 1  | 0  | .291 |      |
| Mar 18 | at Wake Forest-2  | *ss | 3    | 0   | 1  | 1   | 1  | 0  | 0  | 0  | 0  | 0  | 0   | 0   | 0  | 0   | 2 | 3  | 2  | 1  | .293 |      |
| Mar 19 | at Wake Forest    | *ss | 4    | 0   | 0  | 0   | 0  | 0  | 0  | 0  | 0  | 0  | 0   | 0   | 0  | 0   | 0 | 1  | 1  | 0  | .274 |      |
| Mar 21 | VALPARAISO        | *ss | 3    | 2   | 1  | 1   | 0  | 0  | 1  | 1  | 0  | 0  | 1   | 0   | 0  | 0   | 1 | 1  | 2  | 0  | .277 |      |
| Mar 24 | LOUISVILLE        | *ss | 5    | 1   | 2  | 2   | 2  | 0  | 0  | 0  | 0  | 0  | 0   | 0   | 0  | 0   | 1 | 0  | 2  | 0  | .286 |      |
| Mar 26 | LOUISVILLE-1      | *ss | 3    | 1   | 0  | 0   | 0  | 0  | 0  | 1  | 0  | 0  | 0   | 0   | 0  | 0   | 3 | 0  | 4  | 0  | .274 |      |
| Mar 26 | LOUISVILLE-2      | *ss | 4    | 0   | 2  | 0   | 1  | 0  | 0  | 0  | 0  | 0  | 0   | 0   | 0  | 0   | 1 | 3  | 1  | 0  | .286 |      |
| Mar 28 | BUTLER            | *ss | 4    | 1   | 1  | 0   | 0  | 0  | 0  | 0  | 1  | 0  | 0   | 0   | 0  | 0   | 1 | 1  | 2  | 0  | .284 |      |
| Mar 31 | NORTH CAROLINA    | *ss | 4    | 1   | 1  | 1   | 0  | 0  | 1  | 1  | 0  | 0  | 0   | 0   | 0  | 0   | 1 | 0  | 4  | 0  | .282 |      |
| Apr 02 | NORTH CAROLINA-1  | *ss | 3    | 0   | 0  | 0   | 0  | 0  | 0  | 1  | 0  | 0  | 0   | 0   | 0  | 0   | 2 | 0  | 3  | 0  | .273 |      |
| Apr 02 | NORTH CAROLINA-2  | *ss | 5    | 0   | 0  | 0   | 0  | 0  | 0  | 0  | 0  | 0  | 0   | 0   | 0  | 0   | 1 | 1  | 2  | 1  | .258 |      |
| Apr 04 | NORTHWESTERN      | *ss | 5    | 2   | 2  | 1   | 0  | 0  | 0  | 0  | 0  | 0  | 0   | 0   | 0  | 0   | 0 | 1  | 1  | 0  | .265 |      |
| Apr 06 | at Pitt           | *ss | 5    | 1   | 1  | 2   | 0  | 0  | 1  | 0  | 0  | 0  | 0   | 0   | 0  | 0   | 0 | 0  | 0  | 0  | .262 |      |
| Apr 07 | at Pitt           | *ss | 5    | 0   | 1  | 2   | 1  | 0  | 0  | 0  | 0  | 0  | 1   | 0   | 0  | 0   | 1 | 0  | 2  | 1  | .259 |      |
| Apr 08 | at Pitt           | *ss | 4    | 2   | 2  | 0   | 0  | 0  | 0  | 1  | 0  | 0  | 0   | 0   | 0  | 0   | 0 | 2  | 3  | 0  | .268 |      |
| Apr 11 | MICHIGAN STATE    | *ss | 5    | 1   | 2  | 2   | 0  | 0  | 1  | 0  | 0  | 1  | 0   | 0   | 0  | 0   | 1 | 2  | 4  | 0  | .274 |      |
| Apr 14 | at Clemson        | *ss | 5    | 1   | 1  | 1   | 0  | 0  | 0  | 0  | 0  | 0  | 0   | 0   | 0  | 0   | 2 | 2  | 3  | 1  | .270 |      |
| Apr 15 | at Clemson        | *ss | 4    | 0   | 0  | 0   | 0  | 0  | 0  | 0  | 0  | 0  | 0   | 0   | 0  | 0   | 1 | 0  | 5  | 0  | .262 |      |
| Apr 16 | at Clemson        | *ss | 5    | 1   | 3  | 0   | 1  | 0  | 0  | 0  | 0  | 0  | 0   | 0   | 0  | 0   | 0 | 1  | 2  | 0  | .275 |      |
| Apr 18 | VALPARAISO        | *ss | 3    | 1   | 1  | 1   | 0  | 0  | 0  | 0  | 0  | 0  | 0   | 0   | 1  | 0   | 0 | 1  | 0  | 0  | .276 |      |
| Apr 19 | WESTERN MICHIGAN  | *ss | 4    | 0   | 1  | 0   | 0  | 0  | 0  | 1  | 0  | 0  | 0   | 0   | 0  | 0   | 2 | 0  | 3  | 0  | .275 |      |
| Apr 21 | VIRGINIA          | *ss | 4    | 1   | 1  | 0   | 0  | 0  | 0  | 0  | 0  | 0  | 0   | 0   | 0  | 0   | 1 | 0  | 2  | 0  | .275 |      |
| Apr 23 | VIRGINIA-1        | *ss | 5    | 2   | 3  | 2   | 0  | 0  | 1  | 0  | 0  | 0  | 0   | 0   | 0  | 0   | 1 | 2  | 2  | 0  | .286 |      |
| Apr 23 | VIRGINIA-2        | *ss | 4    | 2   | 1  | 0   | 1  | 0  | 0  | 0  | 0  | 0  | 0   | 0   | 0  | 0   | 0 | 3  | 2  | 0  | .285 |      |
| Apr 25 | at Michigan State | *ss | 4    | 0   | 1  | 0   | 0  | 0  | 0  | 1  | 0  | 0  | 0   | 0   | 0  | 0   | 1 | 1  | 2  | 0  | .284 |      |
| Totals |                   |     | 39gs | 155 | 33 | 44  | 19 | 10 | 0  | 5  | 17 | 3  | 1   | 7   | 0  | 1   | 0 | 32 | 45 | 95 | 5    | .284 |

On base pct. .378 • Slugging pct. .445

# #16 DRAYK BOWEN



Freshman | INF

**Career Highs**

Hits: --

Runs: --

RBI: --

**News & Notes**

- Also a member of the Notre Dame football team

## CAREER SUMMARY

|  |
|--|
|  |
|--|

## 2023 GAME-BY-GAME

|  |
|--|
|  |
|--|



# #17 AIDAN TYRELL



**Senior/LHP**  
**Career Highs**  
**IP: 8.0 (6/6/21 vs. CMU)**  
**Strikeouts: 8 (4/21/23 vs. UVA)**

- News & Notes**
- Set a new career-high 8 strikeouts in the win over No. 8 UVA (4/23/23)
  - Tied a career high with 6 strikeouts against Manhattan (2/18/22)
  - Led the Irish starters in 2021 with a 2.70 ERA

## CAREER SUMMARY

| Year  | avg  | gp-gs | ab | r | h | 2b | 3b | hr | rbi | tb | slg% | bb | hbp | so | gdp | ob%  | sf | sh | sb-att | po | a  | e | fld%  |
|-------|------|-------|----|---|---|----|----|----|-----|----|------|----|-----|----|-----|------|----|----|--------|----|----|---|-------|
| 2019  | .000 | 0-0   | 0  | 0 | 0 | 0  | 0  | 0  | 0   | 0  | .000 | 0  | 0   | 0  | 0   | .000 | 0  | 0  | 0-0    | 1  | 0  | 0 | 1.000 |
| 2020  | .000 | 0-0   | 0  | 0 | 0 | 0  | 0  | 0  | 0   | 0  | .000 | 0  | 0   | 0  | 0   | .000 | 0  | 0  | 0-0    | 0  | 2  | 0 | 1.000 |
| 2021  | .000 | 0-0   | 0  | 0 | 0 | 0  | 0  | 0  | 0   | 0  | .000 | 0  | 0   | 0  | 0   | .000 | 0  | 0  | 0-0    | 1  | 8  | 0 | 1.000 |
| 2022  | .000 | 0-0   | 0  | 0 | 0 | 0  | 0  | 0  | 0   | 0  | .000 | 0  | 0   | 0  | 0   | .000 | 0  | 0  | 0-0    | 5  | 10 | 1 | .938  |
| 2023  | .000 | 0-0   | 0  | 0 | 0 | 0  | 0  | 0  | 0   | 0  | .000 | 0  | 0   | 0  | 0   | .000 | 0  | 0  | 0-0    | 2  | 7  | 1 | .900  |
| TOTAL | .000 | 0-0   | 0  | 0 | 0 | 0  | 0  | 0  | 0   | 0  | .000 | 0  | 0   | 0  | 0   | .000 | 0  | 0  | 0-0    | 9  | 27 | 2 | .947  |

| Year  | era   | w-l  | app | gs | cg | sho | sv | ip    | h   | r  | er | bb | so  | 2b | 3b | hr | bf  | bavg | wp | hbp | bk | sfa | sha |
|-------|-------|------|-----|----|----|-----|----|-------|-----|----|----|----|-----|----|----|----|-----|------|----|-----|----|-----|-----|
| 2019  | 15.00 | 0-1  | 9   | 1  | 0  | 0/0 | 0  | 6.0   | 6   | 12 | 10 | 12 | 5   | 2  | 0  | 1  | 38  | .240 | 1  | 1   | 0  | 0   | 0   |
| 2020  | 6.75  | 0-0  | 2   | 0  | 0  | 0/0 | 0  | 2.2   | 1   | 2  | 2  | 2  | 3   | 0  | 0  | 0  | 11  | .125 | 1  | 0   | 0  | 0   | 1   |
| 2021  | 2.70  | 5-1  | 17  | 8  | 0  | 0/2 | 2  | 60.0  | 50  | 19 | 18 | 19 | 43  | 5  | 2  | 6  | 245 | .230 | 3  | 5   | 0  | 2   | 2   |
| 2022  | 3.75  | 5-2  | 26  | 5  | 0  | 0/2 | 2  | 48.0  | 55  | 28 | 20 | 15 | 37  | 9  | 0  | 4  | 216 | .285 | 6  | 5   | 0  | 1   | 2   |
| 2023  | 1.98  | 6-1  | 10  | 0  | 0  | 0/1 | 1  | 36.1  | 22  | 14 | 8  | 12 | 30  | 3  | 1  | 6  | 146 | .171 | 1  | 3   | 0  | 1   | 1   |
| TOTAL | 3.41  | 16-5 | 64  | 14 | 0  | 0/5 | 5  | 153.0 | 134 | 75 | 58 | 60 | 118 | 19 | 3  | 17 | 656 | .234 | 12 | 14  | 0  | 4   | 6   |

## 2023 GAME-BY-GAME

### #17 Aidan Tyrell - 7 games (All games)

| Date   | Opponent         | Pos | AB | R | H | RBI | 2B | 3B | HR | BB | SB | CS | HBP | SAC | SF | GDP | K | PO | A | E | Avg  |
|--------|------------------|-----|----|---|---|-----|----|----|----|----|----|----|-----|-----|----|-----|---|----|---|---|------|
| Feb 18 | at Lipscomb      | p   | 0  | 0 | 0 | 0   | 0  | 0  | 0  | 0  | 0  | 0  | 0   | 0   | 0  | 0   | 0 | 0  | 1 | 0 | .000 |
| Mar 05 | at UAB           | p   | 0  | 0 | 0 | 0   | 0  | 0  | 0  | 0  | 0  | 0  | 0   | 0   | 0  | 0   | 0 | 0  | 1 | 1 | .000 |
| Mar 18 | at Wake Forest-1 | p   | 0  | 0 | 0 | 0   | 0  | 0  | 0  | 0  | 0  | 0  | 0   | 0   | 0  | 0   | 0 | 0  | 1 | 0 | .000 |
| Mar 24 | LOUISVILLE       | p   | 0  | 0 | 0 | 0   | 0  | 0  | 0  | 0  | 0  | 0  | 0   | 0   | 0  | 0   | 0 | 0  | 2 | 0 | .000 |
| Mar 28 | BUTLER           | p   | 0  | 0 | 0 | 0   | 0  | 0  | 0  | 0  | 0  | 0  | 0   | 0   | 0  | 0   | 0 | 0  | 1 | 0 | .000 |
| Apr 07 | at Pitt          | p   | 0  | 0 | 0 | 0   | 0  | 0  | 0  | 0  | 0  | 0  | 0   | 0   | 0  | 0   | 0 | 1  | 1 | 0 | .000 |
| Apr 14 | at Clemson       | p   | 0  | 0 | 0 | 0   | 0  | 0  | 0  | 0  | 0  | 0  | 0   | 0   | 0  | 0   | 0 | 1  | 0 | 0 | .000 |
| Totals |                  | Ogs | 0  | 0 | 0 | 0   | 0  | 0  | 0  | 0  | 0  | 0  | 0   | 0   | 0  | 0   | 0 | 2  | 7 | 1 | .000 |

On base pct. .000 • Slugging pct. .000

### #17 Aidan Tyrell - 11 appearances (All games)

| Date   | Opponent          | GS | IP   | H  | R  | ER | BB | SO | 2B | 3B | HR | WP | BK | HBP | IBB | Score | W-L | Sv | ERA  | NP |
|--------|-------------------|----|------|----|----|----|----|----|----|----|----|----|----|-----|-----|-------|-----|----|------|----|
| Feb 18 | at Lipscomb       |    | 4.0  | 0  | 1  | 0  | 1  | 3  | 0  | 0  | 0  | 0  | 0  | 0   | 0   | 8-4   | 1-0 | 0  | 0.00 | 55 |
| Feb 24 | at UNC Greensboro |    | 2.2  | 2  | 4  | 0  | 1  | 1  | 1  | 0  | 1  | 0  | 0  | 2   | 0   | 6-5   | 1-0 | 0  | 0.00 | 40 |
| Mar 05 | at UAB            |    | 3.1  | 3  | 3  | 2  | 1  | 4  | 0  | 0  | 1  | 0  | 0  | 0   | 0   | 2-5   | 1-1 | 0  | 1.80 | 46 |
| Mar 11 | at Georgia Tech-2 |    | 4.0  | 2  | 0  | 0  | 1  | 5  | 0  | 0  | 0  | 1  | 0  | 0   | 0   | 17-4  | 2-1 | 0  | 1.29 | 60 |
| Mar 18 | at Wake Forest-1  |    | 3.1  | 2  | 1  | 1  | 2  | 4  | 0  | 0  | 1  | 0  | 0  | 0   | 0   | 1-4   | 2-1 | 0  | 1.56 | 58 |
| Mar 24 | LOUISVILLE        |    | 3.1  | 2  | 0  | 0  | 0  | 1  | 0  | 0  | 0  | 0  | 0  | 0   | 0   | 4-3   | 3-1 | 0  | 1.31 | 33 |
| Mar 28 | BUTLER            |    | 4.0  | 2  | 0  | 0  | 1  | 4  | 1  | 0  | 0  | 0  | 0  | 1   | 0   | 4-0   | 4-1 | 0  | 1.09 | 51 |
| Apr 02 | NORTH CAROLINA-2  |    | 4.1  | 4  | 1  | 1  | 2  | 4  | 0  | 0  | 1  | 0  | 0  | 0   | 0   | 9-1   | 5-1 | 0  | 1.24 | 74 |
| Apr 07 | at Pitt           |    | 4.1  | 3  | 2  | 2  | 1  | 3  | 0  | 0  | 2  | 0  | 0  | 0   | 0   | 11-2  | 6-1 | 0  | 1.62 | 64 |
| Apr 14 | at Clemson        |    | 3.0  | 2  | 2  | 2  | 2  | 1  | 1  | 1  | 0  | 0  | 0  | 0   | 0   | 10-4  | 6-1 | 1  | 1.98 | -  |
| Apr 21 | VIRGINIA          | *  | 6.0  | 7  | 5  | 5  | 1  | 8  | 3  | 0  | 0  | 0  | 0  | 1   | 0   | 10-7  | 7-1 | 1  | 2.76 | 98 |
| Totals |                   | 1  | 42.1 | 29 | 19 | 13 | 13 | 38 | 6  | 1  | 6  | 1  | 0  | 4   | 0   | 82-39 | 7-1 | 1  | 2.76 | -  |

# #18 NICK JUAIRE



Redshirt Junior | C

**Career Highs**

Hits: 3 (4/29/22 vs. BC)

Runs: 2 (2x, MR 5/1/22 vs. BC)

RBI: 2 (3x, MR 3/4/23 vs. UAB)

**News & Notes**

- Junior college transfer from Iowa Western JC. Originally began his career at TCU

## NOTRE DAME CAREER SUMMARY

| Year  | avg  | gp-gs | ab  | r  | h  | 2b | 3b | hr | rbi | tb | slg% | bb | hbp | so | gdp | ob%  | sf | sh | sb-att | po | a | e | fld%  |
|-------|------|-------|-----|----|----|----|----|----|-----|----|------|----|-----|----|-----|------|----|----|--------|----|---|---|-------|
| 2021  | .286 | 13-0  | 14  | 1  | 4  | 0  | 0  | 0  | 0   | 4  | .286 | 1  | 0   | 6  | 0   | .333 | 0  | 0  | 0-0    | 4  | 0 | 0 | 1.000 |
| 2022  | .355 | 27-12 | 62  | 11 | 22 | 5  | 1  | 1  | 10  | 32 | .516 | 4  | 0   | 10 | 1   | .388 | 1  | 0  | 1-1    | 0  | 0 | 0 | .000  |
| 2023  | .250 | 27-12 | 48  | 4  | 12 | 1  | 0  | 0  | 14  | 13 | .271 | 5  | 2   | 8  | 1   | .339 | 1  | 2  | 0-0    | 0  | 0 | 0 | .000  |
| TOTAL | .306 | 67-24 | 124 | 16 | 38 | 6  | 1  | 1  | 24  | 49 | .395 | 10 | 2   | 24 | 2   | .362 | 2  | 2  | 1-1    | 4  | 0 | 0 | 1.000 |

## 2023 GAME-BY-GAME

### #18 Nick Juairé - 27 games (All games)

| Date   | Opponent          | Pos   | AB   | R  | H | RBI | 2B | 3B | HR | BB | SB | CS | HBP | SAC | SF | GDP | K | PO | A | E | Avg  |
|--------|-------------------|-------|------|----|---|-----|----|----|----|----|----|----|-----|-----|----|-----|---|----|---|---|------|
| Feb 17 | at Lipscomb       | ph    | 0    | 0  | 0 | 0   | 0  | 0  | 0  | 1  | 0  | 0  | 0   | 0   | 0  | 0   | 0 | 0  | 0 | 0 | .000 |
| Feb 18 | at Lipscomb       | *dh   | 3    | 0  | 1 | 0   | 0  | 0  | 0  | 1  | 0  | 0  | 0   | 0   | 0  | 0   | 0 | 1  | 0 | 0 | .333 |
| Feb 19 | at Lipscomb       | *dh   | 2    | 0  | 0 | 0   | 0  | 0  | 0  | 0  | 0  | 0  | 0   | 0   | 0  | 0   | 0 | 0  | 0 | 0 | .200 |
| Feb 24 | at UNC Greensboro | ph    | 1    | 0  | 1 | 0   | 0  | 0  | 0  | 0  | 0  | 0  | 0   | 0   | 0  | 0   | 0 | 0  | 0 | 0 | .333 |
| Feb 25 | at UNC Greensboro | *dh   | 3    | 0  | 0 | 0   | 0  | 0  | 0  | 0  | 0  | 0  | 0   | 0   | 0  | 0   | 0 | 1  | 0 | 0 | .222 |
| Mar 04 | at UAB            | pr/ph | 1    | 1  | 1 | 2   | 0  | 0  | 0  | 0  | 0  | 0  | 0   | 0   | 0  | 0   | 0 | 0  | 0 | 0 | .300 |
| Mar 05 | at UAB            | dh    | 1    | 0  | 1 | 0   | 0  | 0  | 0  | 0  | 0  | 0  | 0   | 0   | 0  | 0   | 0 | 0  | 0 | 0 | .364 |
| Mar 10 | at Georgia Tech   | *dh   | 4    | 0  | 2 | 1   | 0  | 0  | 0  | 0  | 0  | 0  | 0   | 1   | 0  | 0   | 0 | 1  | 0 | 0 | .400 |
| Mar 11 | at Georgia Tech-1 | *dh   | 3    | 0  | 1 | 0   | 0  | 0  | 0  | 0  | 0  | 0  | 0   | 0   | 0  | 0   | 0 | 0  | 0 | 0 | .389 |
| Mar 11 | at Georgia Tech-2 | *dh   | 3    | 2  | 2 | 3   | 0  | 0  | 0  | 0  | 0  | 0  | 0   | 1   | 1  | 0   | 0 | 0  | 0 | 0 | .429 |
| Mar 14 | vs Saint Joseph's | *dh   | 3    | 0  | 0 | 1   | 0  | 0  | 0  | 1  | 0  | 0  | 0   | 0   | 0  | 0   | 0 | 0  | 0 | 0 | .375 |
| Mar 15 | vs Saint Joseph's | *dh   | 3    | 1  | 0 | 1   | 0  | 0  | 0  | 2  | 0  | 0  | 0   | 0   | 0  | 0   | 0 | 0  | 0 | 0 | .333 |
| Mar 18 | at Wake Forest-1  | *dh   | 4    | 0  | 0 | 0   | 0  | 0  | 0  | 0  | 0  | 0  | 0   | 0   | 0  | 0   | 0 | 0  | 0 | 0 | .290 |
| Mar 18 | at Wake Forest-2  | *dh   | 2    | 0  | 0 | 0   | 0  | 0  | 0  | 0  | 0  | 0  | 0   | 0   | 0  | 0   | 0 | 2  | 0 | 0 | .273 |
| Mar 21 | VALPARAISO        | ph    | 1    | 0  | 1 | 2   | 0  | 0  | 0  | 0  | 0  | 0  | 0   | 0   | 0  | 0   | 0 | 0  | 0 | 0 | .294 |
| Mar 24 | LOUISVILLE        | ph    | 1    | 0  | 0 | 0   | 0  | 0  | 0  | 0  | 0  | 0  | 0   | 0   | 0  | 0   | 0 | 0  | 0 | 0 | .286 |
| Mar 26 | LOUISVILLE-2      | *dh   | 3    | 0  | 0 | 0   | 0  | 0  | 0  | 0  | 0  | 0  | 0   | 0   | 0  | 0   | 0 | 2  | 0 | 0 | .263 |
| Mar 31 | NORTH CAROLINA    | ph    | 1    | 0  | 0 | 0   | 0  | 0  | 0  | 0  | 0  | 0  | 0   | 0   | 0  | 0   | 0 | 1  | 0 | 0 | .256 |
| Apr 02 | NORTH CAROLINA-1  | ph    | 1    | 0  | 0 | 0   | 0  | 0  | 0  | 0  | 0  | 0  | 0   | 0   | 0  | 0   | 0 | 0  | 0 | 0 | .250 |
| Apr 07 | at Pitt           | ph    | 1    | 0  | 1 | 2   | 1  | 0  | 0  | 0  | 0  | 0  | 0   | 0   | 0  | 0   | 0 | 0  | 0 | 0 | .268 |
| Apr 08 | at Pitt           | ph    | 1    | 0  | 1 | 1   | 0  | 0  | 0  | 0  | 0  | 0  | 0   | 0   | 0  | 0   | 0 | 0  | 0 | 0 | .286 |
| Apr 11 | MICHIGAN STATE    | ph    | 1    | 0  | 0 | 0   | 0  | 0  | 0  | 0  | 0  | 0  | 0   | 0   | 0  | 0   | 1 | 0  | 0 | 0 | .279 |
| Apr 15 | at Clemson        | ph/dh | 1    | 0  | 0 | 0   | 0  | 0  | 0  | 0  | 0  | 0  | 0   | 0   | 0  | 0   | 0 | 0  | 0 | 0 | .273 |
| Apr 16 | at Clemson        | ph/dh | 1    | 0  | 0 | 0   | 0  | 0  | 0  | 0  | 0  | 0  | 0   | 0   | 1  | 0   | 0 | 0  | 0 | 0 | .267 |
| Apr 18 | VALPARAISO        | *dh   | 2    | 0  | 0 | 1   | 0  | 0  | 0  | 0  | 0  | 0  | 0   | 0   | 1  | 0   | 0 | 0  | 0 | 0 | .255 |
| Apr 19 | WESTERN MICHIGAN  | ph    | 0    | 0  | 0 | 0   | 0  | 0  | 0  | 0  | 0  | 0  | 0   | 0   | 0  | 0   | 0 | 0  | 0 | 0 | .255 |
| Apr 23 | VIRGINIA-1        | ph    | 1    | 0  | 0 | 0   | 0  | 0  | 0  | 0  | 0  | 0  | 0   | 0   | 0  | 0   | 0 | 0  | 0 | 0 | .250 |
| Totals |                   |       | 12gs | 48 | 4 | 12  | 14 | 1  | 0  | 5  | 0  | 0  | 2   | 2   | 1  | 1   | 8 | 0  | 0 | 0 | .250 |

On base pct. .339 • Slugging pct. .271

# #19 CASEY KMET



Redshirt Junior | INF

**Career Highs**

Hits: 1 (2/25/22 vs. MC)

Runs: -1 (2/17/23 vs. Lipscomb)

RBI: 1 (2/25/22 vs. MC)

**News & Notes**

- Made his first start of the season against Lipscomb (2/17/23)

## CAREER SUMMARY

| Year  | avg  | gp-gs | ab | r | h | 2b | 3b | hr | rbi | tb | slg% | bb | hbp | so | gdp | ob%  | sf | sh | sb-att | po | a | e | fld%  |
|-------|------|-------|----|---|---|----|----|----|-----|----|------|----|-----|----|-----|------|----|----|--------|----|---|---|-------|
| 2021  | .000 | 6-0   | 2  | 0 | 0 | 0  | 0  | 0  | 0   | 0  | .000 | 0  | 0   | 1  | 0   | .000 | 0  | 0  | 0-0    | 1  | 0 | 0 | 1.000 |
| 2022  | .200 | 4-0   | 5  | 1 | 1 | 1  | 0  | 0  | 1   | 2  | .400 | 0  | 0   | 2  | 0   | .200 | 0  | 0  | 0-0    | 0  | 2 | 1 | .667  |
| 2023  | .136 | 17-4  | 22 | 3 | 3 | 0  | 0  | 0  | 2   | 3  | .136 | 2  | 1   | 6  | 0   | .240 | 0  | 2  | 1-1    | 10 | 1 | 2 | .846  |
| TOTAL | .138 | 27-4  | 29 | 4 | 4 | 1  | 0  | 0  | 3   | 5  | .172 | 2  | 1   | 9  | 0   | .219 | 0  | 2  | 1-1    | 11 | 3 | 3 | .824  |

## 2023 GAME-BY-GAME

### #19 Casey Kmet - 17 games (All games)

| Date   | Opponent          | Pos   | AB | R | H | RBI | 2B | 3B | HR | BB | SB | CS | HBP | SAC | SF | GDP | K | PO | A | E | Avg  |
|--------|-------------------|-------|----|---|---|-----|----|----|----|----|----|----|-----|-----|----|-----|---|----|---|---|------|
| Feb 17 | at Lipscomb       | *of   | 3  | 1 | 0 | 0   | 0  | 0  | 0  | 1  | 0  | 0  | 0   | 0   | 0  | 0   | 0 | 2  | 0 | 0 | .000 |
| Feb 18 | at Lipscomb       | of    | 1  | 0 | 0 | 0   | 0  | 0  | 0  | 0  | 0  | 0  | 0   | 0   | 0  | 0   | 1 | 0  | 0 | 0 | .000 |
| Feb 19 | at Lipscomb       | of    | 3  | 0 | 1 | 0   | 0  | 0  | 0  | 0  | 0  | 0  | 0   | 0   | 0  | 0   | 0 | 1  | 1 | 1 | .143 |
| Feb 24 | at UNC Greensboro | pr/of | 0  | 0 | 0 | 0   | 0  | 0  | 0  | 0  | 1  | 0  | 0   | 0   | 0  | 0   | 0 | 0  | 0 | 0 | .143 |
| Feb 26 | at UNC Greensboro | *of   | 3  | 0 | 0 | 1   | 0  | 0  | 0  | 0  | 0  | 0  | 0   | 1   | 0  | 0   | 1 | 2  | 0 | 0 | .100 |
| Mar 04 | at UAB            | *of   | 2  | 0 | 0 | 0   | 0  | 0  | 0  | 0  | 0  | 0  | 0   | 0   | 0  | 0   | 0 | 1  | 0 | 0 | .083 |
| Mar 10 | at Georgia Tech   | ph/of | 1  | 0 | 0 | 0   | 0  | 0  | 0  | 0  | 0  | 0  | 0   | 0   | 0  | 0   | 0 | 1  | 0 | 0 | .077 |
| Mar 11 | at Georgia Tech-2 | of    | 0  | 0 | 0 | 0   | 0  | 0  | 0  | 0  | 0  | 0  | 0   | 0   | 0  | 0   | 0 | 0  | 0 | 0 | .077 |
| Mar 14 | vs Saint Joseph's | of    | 1  | 0 | 0 | 0   | 0  | 0  | 0  | 0  | 0  | 0  | 0   | 0   | 0  | 0   | 0 | 0  | 0 | 0 | .071 |
| Mar 15 | vs Saint Joseph's | of    | 1  | 1 | 0 | 0   | 0  | 0  | 0  | 0  | 0  | 0  | 1   | 0   | 0  | 0   | 0 | 0  | 0 | 0 | .067 |
| Mar 18 | at Wake Forest-2  | 3b    | 1  | 0 | 1 | 0   | 0  | 0  | 0  | 0  | 0  | 0  | 0   | 0   | 0  | 0   | 0 | 0  | 0 | 1 | .125 |
| Mar 21 | VALPARAISO        | *of   | 3  | 0 | 1 | 0   | 0  | 0  | 0  | 0  | 0  | 0  | 0   | 0   | 0  | 0   | 2 | 1  | 0 | 0 | .158 |
| Mar 24 | LOUISVILLE        | ph    | 1  | 0 | 0 | 0   | 0  | 0  | 0  | 0  | 0  | 0  | 0   | 0   | 0  | 0   | 0 | 0  | 0 | 0 | .150 |
| Mar 31 | NORTH CAROLINA    | of    | 0  | 0 | 0 | 0   | 0  | 0  | 0  | 0  | 0  | 0  | 0   | 0   | 0  | 0   | 0 | 0  | 0 | 0 | .150 |
| Apr 04 | NORTHWESTERN      | ph/of | 0  | 0 | 0 | 0   | 0  | 0  | 0  | 1  | 0  | 0  | 0   | 0   | 0  | 0   | 0 | 0  | 0 | 0 | .150 |
| Apr 16 | at Clemson        | ph/of | 2  | 0 | 0 | 1   | 0  | 0  | 0  | 0  | 0  | 0  | 0   | 1   | 0  | 0   | 2 | 2  | 0 | 0 | .136 |
| Apr 21 | VIRGINIA          | pr    | 0  | 1 | 0 | 0   | 0  | 0  | 0  | 0  | 0  | 0  | 0   | 0   | 0  | 0   | 0 | 0  | 0 | 0 | .136 |
| Totals |                   | 4gs   | 22 | 3 | 3 | 2   | 0  | 0  | 0  | 2  | 1  | 0  | 1   | 2   | 0  | 0   | 6 | 10 | 1 | 2 | .136 |

On base pct. .240 • Slugging pct. .136

# #20 NICK DEMARCO



Sophomore | INF/RHP

**Career Highs**

Hits: 1 (3x, MR 5/21/22 vs. UM)  
 Runs: 1 (5x, MR 2/17/23 at LU)  
 RBI: 1 (5/21/22 vs. UM)  
 IP: 1.0 (4/14/22 at DU)  
 Strikeouts: 1 (4/14/22 at DU)

**News & Notes**

- 2021 Gatorade Illinois Player of the Year
- Hit his first career home run against #9 Miami (5/21/22)
- Made his collegiate debut against Manhattan (2/18/22)

## CAREER SUMMARY

| Year  | avg  | gp-gs | ab | r | h | 2b | 3b | hr | rbi | tb | slg% | bb | hbp | so | gdp | ob%  | sf | sh | sb-att | po | a  | e | fld%  |
|-------|------|-------|----|---|---|----|----|----|-----|----|------|----|-----|----|-----|------|----|----|--------|----|----|---|-------|
| 2022  | .333 | 12-0  | 9  | 4 | 3 | 0  | 0  | 1  | 1   | 6  | .667 | 1  | 0   | 2  | 0   | .400 | 0  | 0  | 0-0    | 2  | 2  | 1 | .800  |
| 2023  | .037 | 17-5  | 27 | 5 | 1 | 0  | 0  | 0  | 0   | 1  | .037 | 2  | 4   | 16 | 1   | .212 | 0  | 0  | 1-2    | 4  | 9  | 0 | 1.000 |
| TOTAL | .111 | 29-5  | 36 | 9 | 4 | 0  | 0  | 1  | 1   | 7  | .194 | 3  | 4   | 18 | 1   | .256 | 0  | 0  | 1-2    | 6  | 11 | 1 | .944  |

| Year  | era   | w-l | app | gs | cg | sho | sv | ip  | h | r | er | bb | so | 2b | 3b | hr | bf | bavg | wp | hbp | bk | sfa | sha |
|-------|-------|-----|-----|----|----|-----|----|-----|---|---|----|----|----|----|----|----|----|------|----|-----|----|-----|-----|
| 2022  | 27.00 | 0-0 | 1   | 0  | 0  | 0/0 | 0  | 1.0 | 4 | 3 | 3  | 0  | 1  | 1  | 0  | 0  | 8  | .571 | 0  | 1   | 0  | 0   | 0   |
| TOTAL | 27.00 | 0-0 | 1   | 0  | 0  | 0/0 | 0  | 1.0 | 4 | 3 | 3  | 0  | 1  | 1  | 0  | 0  | 8  | .571 | 0  | 1   | 0  | 0   | 0   |

## 2023 GAME-BY-GAME

### #20 Nick DeMarco - 17 games (All games)

| Date   | Opponent          | Pos   | AB | R | H | RBI | 2B | 3B | HR | BB | SB | CS | HBP | SAC | SF | GDP | K  | PO | A | E | Avg  |
|--------|-------------------|-------|----|---|---|-----|----|----|----|----|----|----|-----|-----|----|-----|----|----|---|---|------|
| Feb 17 | at Lipscomb       | pr    | 0  | 1 | 0 | 0   | 0  | 0  | 0  | 0  | 0  | 0  | 0   | 0   | 0  | 0   | 0  | 0  | 0 | 0 | .000 |
| Feb 18 | at Lipscomb       | ph    | 0  | 0 | 0 | 0   | 0  | 0  | 0  | 0  | 0  | 0  | 1   | 0   | 0  | 0   | 0  | 0  | 0 | 0 | .000 |
| Feb 19 | at Lipscomb       | *2b   | 4  | 0 | 0 | 0   | 0  | 0  | 0  | 0  | 0  | 0  | 0   | 0   | 0  | 0   | 2  | 1  | 2 | 0 | .000 |
| Feb 24 | at UNC Greensboro | *dh   | 5  | 0 | 0 | 0   | 0  | 0  | 0  | 0  | 0  | 0  | 0   | 0   | 0  | 0   | 2  | 0  | 0 | 0 | .000 |
| Feb 25 | at UNC Greensboro | 2b    | 1  | 0 | 0 | 0   | 0  | 0  | 0  | 0  | 0  | 0  | 0   | 0   | 0  | 0   | 1  | 0  | 0 | 0 | .000 |
| Mar 03 | at UAB            | pr/dh | 1  | 1 | 1 | 0   | 0  | 0  | 0  | 0  | 0  | 0  | 0   | 0   | 0  | 0   | 0  | 0  | 0 | 0 | .091 |
| Mar 04 | at UAB            | *dh   | 2  | 0 | 0 | 0   | 0  | 0  | 0  | 0  | 0  | 0  | 0   | 0   | 0  | 0   | 2  | 0  | 0 | 0 | .077 |
| Mar 11 | at Georgia Tech-1 | ph/2b | 2  | 0 | 0 | 0   | 0  | 0  | 0  | 0  | 0  | 0  | 0   | 0   | 0  | 0   | 2  | 0  | 1 | 0 | .067 |
| Mar 11 | at Georgia Tech-2 | ph    | 1  | 0 | 0 | 0   | 0  | 0  | 0  | 0  | 0  | 0  | 0   | 0   | 0  | 0   | 1  | 0  | 0 | 0 | .062 |
| Mar 18 | at Wake Forest-2  | ph/3b | 2  | 1 | 0 | 0   | 0  | 0  | 0  | 0  | 0  | 0  | 1   | 0   | 0  | 0   | 0  | 0  | 1 | 0 | .056 |
| Mar 26 | LOUISVILLE-2      | ph    | 1  | 0 | 0 | 0   | 0  | 0  | 0  | 0  | 0  | 0  | 0   | 0   | 0  | 0   | 1  | 0  | 0 | 0 | .053 |
| Apr 02 | NORTH CAROLINA-1  | 2b    | 0  | 0 | 0 | 0   | 0  | 0  | 0  | 0  | 0  | 0  | 0   | 0   | 0  | 0   | 0  | 1  | 0 | 0 | .053 |
| Apr 04 | NORTHWESTERN      | *2b   | 2  | 2 | 0 | 0   | 0  | 0  | 0  | 2  | 1  | 1  | 1   | 0   | 0  | 0   | 1  | 1  | 1 | 0 | .048 |
| Apr 11 | MICHIGAN STATE    | 2b    | 1  | 0 | 0 | 0   | 0  | 0  | 0  | 0  | 0  | 0  | 0   | 0   | 0  | 0   | 0  | 1  | 3 | 0 | .045 |
| Apr 18 | VALPARAISO        | ph    | 1  | 0 | 0 | 0   | 0  | 0  | 0  | 0  | 0  | 0  | 0   | 0   | 0  | 1   | 0  | 0  | 0 | 0 | .043 |
| Apr 19 | WESTERN MICHIGAN  | *2b   | 2  | 0 | 0 | 0   | 0  | 0  | 0  | 0  | 0  | 0  | 1   | 0   | 0  | 0   | 2  | 0  | 1 | 0 | .040 |
| Apr 23 | VIRGINIA-2        | ph/dh | 2  | 0 | 0 | 0   | 0  | 0  | 0  | 0  | 0  | 0  | 0   | 0   | 0  | 0   | 2  | 0  | 0 | 0 | .037 |
| Totals |                   | 5gs   | 27 | 5 | 1 | 0   | 0  | 0  | 0  | 2  | 1  | 1  | 4   | 0   | 0  | 1   | 16 | 4  | 9 | 0 | .037 |

On base pct. .212 • Slugging pct. .037

# #21 BRADY GUMPF



Junior | OF

**Career Highs**

Hits: 1 (3x, MR 4/23/22 vs. WF)

Runs: 2 (4/23/22 vs. WF)

HR: 1 (MR 4/21/23 vs UVA)

RBI: 2 (3x, MR 4/21/23 vs UVA)

**News & Notes**

- Recorded his first home run of the 2023 season in win over No. 8 Virginia (4/21/23)
- Hit his first career home run against Wake Forest (4/23/22)
- Made his collegiate debut against Manhattan (2/18/22)
- Son of longtime Notre Dame softball coach Deanna Gumpf

## CAREER SUMMARY

| Year  | avg  | gp-gs | ab | r | h  | 2b | 3b | hr | rbi | tb | slg%  | bb | hbp | so | gdp | ob%  | sf | sh | sb-att | po | a | e | fld%  |
|-------|------|-------|----|---|----|----|----|----|-----|----|-------|----|-----|----|-----|------|----|----|--------|----|---|---|-------|
| 2022  | .375 | 8-0   | 8  | 3 | 3  | 2  | 0  | 1  | 5   | 8  | 1.000 | 1  | 0   | 1  | 0   | .444 | 0  | 0  | 0-0    | 0  | 0 | 0 | .000  |
| 2023  | .184 | 22-8  | 38 | 2 | 7  | 1  | 0  | 1  | 4   | 11 | .289  | 0  | 1   | 17 | 0   | .195 | 2  | 0  | 1-1    | 21 | 0 | 0 | 1.000 |
| TOTAL | .217 | 30-8  | 46 | 5 | 10 | 3  | 0  | 2  | 9   | 19 | .413  | 1  | 1   | 18 | 0   | .240 | 2  | 0  | 1-1    | 21 | 0 | 0 | 1.000 |

## 2023 GAME-BY-GAME

### #21 Brady Gumpf - 22 games (All games)

| Date   | Opponent          | Pos    | AB | R | H | RBI | 2B | 3B | HR | BB | SB | CS | HBP | SAC | SF | GDP | K  | PO | A | E | Avg  |
|--------|-------------------|--------|----|---|---|-----|----|----|----|----|----|----|-----|-----|----|-----|----|----|---|---|------|
| Feb 17 | at Lipscomb       | ph     | 1  | 0 | 0 | 0   | 0  | 0  | 0  | 0  | 0  | 0  | 0   | 0   | 0  | 0   | 1  | 0  | 0 | 0 | .000 |
| Feb 19 | at Lipscomb       | ph     | 1  | 0 | 0 | 0   | 0  | 0  | 0  | 0  | 0  | 0  | 0   | 0   | 0  | 0   | 1  | 0  | 0 | 0 | .000 |
| Feb 25 | at UNC Greensboro | dh     | 1  | 0 | 0 | 0   | 0  | 0  | 0  | 0  | 0  | 0  | 0   | 0   | 0  | 0   | 0  | 0  | 0 | 0 | .000 |
| Mar 05 | at UAB            | pr     | 0  | 0 | 0 | 0   | 0  | 0  | 0  | 0  | 0  | 0  | 0   | 0   | 0  | 0   | 0  | 0  | 0 | 0 | .000 |
| Mar 11 | at Georgia Tech-1 | ph/of  | 2  | 0 | 1 | 0   | 1  | 0  | 0  | 0  | 0  | 0  | 0   | 0   | 0  | 0   | 1  | 1  | 0 | 0 | .200 |
| Mar 11 | at Georgia Tech-2 | of     | 1  | 0 | 0 | 0   | 0  | 0  | 0  | 0  | 0  | 0  | 0   | 0   | 0  | 0   | 1  | 1  | 0 | 0 | .167 |
| Mar 15 | vs Saint Joseph's | pr     | 0  | 0 | 0 | 0   | 0  | 0  | 0  | 0  | 0  | 0  | 0   | 0   | 0  | 0   | 0  | 0  | 0 | 0 | .167 |
| Mar 18 | at Wake Forest-2  | of     | 1  | 0 | 0 | 0   | 0  | 0  | 0  | 0  | 0  | 0  | 0   | 0   | 0  | 0   | 1  | 1  | 0 | 0 | .143 |
| Mar 19 | at Wake Forest    | of     | 0  | 0 | 0 | 0   | 0  | 0  | 0  | 0  | 0  | 0  | 0   | 0   | 0  | 0   | 0  | 0  | 0 | 0 | .143 |
| Mar 21 | VALPARAISO        | pr/of  | 0  | 0 | 0 | 0   | 0  | 0  | 0  | 0  | 1  | 0  | 0   | 0   | 0  | 0   | 0  | 1  | 0 | 0 | .143 |
| Mar 24 | LOUISVILLE        | of     | 0  | 0 | 0 | 0   | 0  | 0  | 0  | 0  | 0  | 0  | 0   | 0   | 0  | 0   | 0  | 1  | 0 | 0 | .143 |
| Mar 31 | NORTH CAROLINA    | *of    | 3  | 0 | 1 | 0   | 0  | 0  | 0  | 0  | 0  | 0  | 0   | 0   | 0  | 0   | 1  | 3  | 0 | 0 | .200 |
| Apr 02 | NORTH CAROLINA-1  | ph     | 1  | 0 | 0 | 0   | 0  | 0  | 0  | 0  | 0  | 0  | 0   | 0   | 0  | 0   | 0  | 0  | 0 | 0 | .182 |
| Apr 02 | NORTH CAROLINA-2  | *of    | 4  | 0 | 0 | 0   | 0  | 0  | 0  | 0  | 0  | 0  | 0   | 0   | 0  | 0   | 3  | 2  | 0 | 0 | .133 |
| Apr 04 | NORTHWESTERN      | ph/of  | 1  | 1 | 1 | 0   | 0  | 0  | 0  | 0  | 0  | 0  | 0   | 0   | 0  | 0   | 0  | 0  | 0 | 0 | .188 |
| Apr 11 | MICHIGAN STATE    | pr/dh  | 1  | 0 | 0 | 0   | 0  | 0  | 0  | 0  | 0  | 0  | 0   | 0   | 0  | 0   | 0  | 0  | 0 | 0 | .176 |
| Apr 18 | VALPARAISO        | *of    | 4  | 0 | 1 | 0   | 0  | 0  | 0  | 0  | 0  | 0  | 0   | 0   | 0  | 0   | 2  | 2  | 0 | 0 | .190 |
| Apr 19 | WESTERN MICHIGAN  | *of    | 2  | 0 | 0 | 1   | 0  | 0  | 0  | 0  | 0  | 0  | 1   | 0   | 1  | 0   | 1  | 1  | 0 | 0 | .174 |
| Apr 21 | VIRGINIA          | *of/of | 4  | 1 | 1 | 2   | 0  | 0  | 1  | 0  | 0  | 0  | 0   | 0   | 0  | 0   | 1  | 2  | 0 | 0 | .185 |
| Apr 23 | VIRGINIA-1        | *of    | 4  | 0 | 0 | 0   | 0  | 0  | 0  | 0  | 0  | 0  | 0   | 0   | 0  | 0   | 3  | 2  | 0 | 0 | .161 |
| Apr 23 | VIRGINIA-2        | *of/of | 4  | 0 | 0 | 0   | 0  | 0  | 0  | 0  | 0  | 0  | 0   | 0   | 0  | 0   | 1  | 2  | 0 | 0 | .143 |
| Apr 25 | at Michigan State | *of    | 3  | 0 | 2 | 1   | 0  | 0  | 0  | 0  | 0  | 0  | 0   | 1   | 0  | 0   | 2  | 0  | 0 | 0 | .184 |
| Totals |                   | 8gs    | 38 | 2 | 7 | 4   | 1  | 0  | 1  | 0  | 1  | 0  | 1   | 0   | 2  | 0   | 17 | 21 | 0 | 0 | .184 |

On base pct. .195 • Slugging pct. .289

# #22 PETER FASCIGLIONE



Freshman | INF

Career Highs

Hits: --

Runs: --

RBI: -

News & Notes

## NOTRE DAME CAREER SUMMARY

|  |
|--|
|  |
|--|

## 2023 GAME-BY-GAME

|  |
|--|
|  |
|--|

# #23 CARTER BOSCH



**Graduate Student | RHP**

**Career Highs**  
**IP:** 6.2 ( 2x 4/23/22 vs. Xavier, 4/30/22 vs. Seton Hall)  
**Strikeouts:** 11 (4/23/22 vs. Xavier)

**News & Notes**

- Recorded a season-high six strikeouts against Valpo (3/21/23)
- Graduate transfer from Georgetown

## CAREER SUMMARY (NOTRE DAME)

| Year  | avg  | gp-gs | ab | r | h | 2b | 3b | hr | rbi | tb | slg% | bb | hbp | so | gdp | ob%  | sf | sh | sb-att | po | a | e | fld%  |
|-------|------|-------|----|---|---|----|----|----|-----|----|------|----|-----|----|-----|------|----|----|--------|----|---|---|-------|
| 2023  | .000 | 0-0   | 0  | 0 | 0 | 0  | 0  | 0  | 0   | 0  | .000 | 0  | 0   | 0  | 0   | .000 | 0  | 0  | 0-0    | 0  | 4 | 0 | 1.000 |
| TOTAL | .000 | 0-0   | 0  | 0 | 0 | 0  | 0  | 0  | 0   | 0  | .000 | 0  | 0   | 0  | 0   | .000 | 0  | 0  | 0-0    | 0  | 4 | 0 | 1.000 |

| Year  | era  | w-l | app | gs | cg | sho | sv | ip   | h  | r  | er | bb | so | 2b | 3b | hr | bf | bavg | wp | hbp | bk | sfa | sha |
|-------|------|-----|-----|----|----|-----|----|------|----|----|----|----|----|----|----|----|----|------|----|-----|----|-----|-----|
| 2023  | 4.91 | 1-1 | 13  | 1  | 0  | 0/1 | 2  | 22.0 | 19 | 13 | 12 | 8  | 23 | 5  | 0  | 3  | 92 | .238 | 0  | 2   | 0  | 1   | 1   |
| TOTAL | 4.91 | 1-1 | 13  | 1  | 0  | 0/1 | 2  | 22.0 | 19 | 13 | 12 | 8  | 23 | 5  | 0  | 3  | 92 | .238 | 0  | 2   | 0  | 1   | 1   |

## 2023 GAME-BY-GAME

### #23 Carter Bosch - 3 games (All games)

| Date   | Opponent   | Pos | AB | R | H | RBI | 2B | 3B | HR | BB | SB | CS | HBP | SAC | SF | GDP | K | PO | A | E | Avg  |
|--------|------------|-----|----|---|---|-----|----|----|----|----|----|----|-----|-----|----|-----|---|----|---|---|------|
| Mar 05 | at UAB     | p   | 0  | 0 | 0 | 0   | 0  | 0  | 0  | 0  | 0  | 0  | 0   | 0   | 0  | 0   | 0 | 0  | 1 | 0 | .000 |
| Mar 21 | VALPARAISO | p   | 0  | 0 | 0 | 0   | 0  | 0  | 0  | 0  | 0  | 0  | 0   | 0   | 0  | 0   | 0 | 0  | 1 | 0 | .000 |
| Apr 23 | VIRGINIA-2 | *p  | 0  | 0 | 0 | 0   | 0  | 0  | 0  | 0  | 0  | 0  | 0   | 0   | 0  | 0   | 0 | 0  | 2 | 0 | .000 |
| Totals |            | 1gs | 0  | 0 | 0 | 0   | 0  | 0  | 0  | 0  | 0  | 0  | 0   | 0   | 0  | 0   | 0 | 0  | 4 | 0 | .000 |

On base pct. .000 • Slugging pct. .000

### #23 Carter Bosch - 13 appearances (All games)

| Date   | Opponent          | GS | IP   | H  | R  | ER | BB | SO | 2B | 3B | HR | WP | BK | HBP | IBB | Score | W-L | Sv  | ERA  | NP   |    |
|--------|-------------------|----|------|----|----|----|----|----|----|----|----|----|----|-----|-----|-------|-----|-----|------|------|----|
| Feb 19 | at Lipscomb       |    | 1.0  | 1  | 1  | 1  | 1  | 1  | 1  | 0  | 0  | 0  | 0  | 0   | 1   | 0     | 2-4 | 0-0 | 0    | 9.00 | 27 |
| Feb 26 | at UNC Greensboro |    | 0.1  | 0  | 0  | 0  | 0  | 1  | 0  | 0  | 0  | 0  | 0  | 0   | 0   | 7-4   | 0-0 | 1   | 6.75 | 8    |    |
| Mar 05 | at UAB            |    | 1.2  | 2  | 0  | 0  | 0  | 2  | 0  | 0  | 0  | 0  | 0  | 0   | 0   | 2-5   | 0-0 | 1   | 3.00 | 16   |    |
| Mar 11 | at Georgia Tech-2 |    | 1.0  | 0  | 0  | 0  | 0  | 1  | 0  | 0  | 0  | 0  | 0  | 0   | 0   | 17-4  | 0-0 | 1   | 2.25 | 11   |    |
| Mar 14 | vs Saint Joseph's |    | 1.0  | 1  | 0  | 0  | 1  | 0  | 0  | 0  | 0  | 0  | 0  | 0   | 0   | 6-3   | 0-0 | 2   | 1.80 | 26   |    |
| Mar 21 | VALPARAISO        |    | 3.2  | 2  | 0  | 0  | 1  | 6  | 1  | 0  | 0  | 0  | 0  | 0   | 0   | 8-4   | 0-0 | 2   | 1.04 | 54   |    |
| Mar 26 | LOUISVILLE-1      |    | 1.2  | 1  | 0  | 0  | 2  | 0  | 0  | 0  | 0  | 0  | 0  | 0   | 0   | 5-4   | 0-0 | 2   | 0.87 | 34   |    |
| Mar 31 | NORTH CAROLINA    |    | 0.0  | 6  | 6  | 6  | 0  | 0  | 2  | 0  | 2  | 0  | 0  | 1   | 0   | 8-10  | 0-1 | 2   | 6.10 | 34   |    |
| Apr 04 | NORTHWESTERN      |    | 2.0  | 0  | 0  | 0  | 0  | 5  | 0  | 0  | 0  | 0  | 0  | 0   | 0   | 12-0  | 1-1 | 2   | 5.11 | 30   |    |
| Apr 08 | at Pitt           |    | 1.0  | 1  | 2  | 2  | 1  | 0  | 1  | 0  | 0  | 0  | 0  | 0   | 0   | 5-9   | 1-1 | 2   | 6.08 | 24   |    |
| Apr 15 | at Clemson        |    | 1.0  | 1  | 0  | 0  | 0  | 2  | 0  | 0  | 0  | 0  | 0  | 0   | 0   | 1-5   | 1-1 | 2   | 5.65 | -    |    |
| Apr 18 | VALPARAISO        |    | 3.0  | 0  | 0  | 0  | 1  | 3  | 0  | 0  | 0  | 0  | 0  | 0   | 0   | 7-3   | 1-1 | 2   | 4.67 | 36   |    |
| Apr 23 | VIRGINIA-2        | *  | 4.2  | 4  | 4  | 3  | 1  | 2  | 0  | 0  | 1  | 0  | 0  | 0   | 0   | 5-4   | 1-1 | 2   | 4.91 | 67   |    |
| Totals |                   | 1  | 22.0 | 19 | 13 | 12 | 8  | 23 | 5  | 0  | 3  | 0  | 0  | 2   | 0   | 85-59 | 1-1 | 2   | 4.91 | -    |    |

# #24 JACK FINDLAY



Sophomore | LHP

**Career Highs**

IP: 5.0 (6/13/22 at UT)

Strikeouts: 8 (5/10/22 vs. MSU)

**News & Notes**

- Threw career-high 10 strikeouts in win over No. 4 Wake Forest (3/19/23)
- Recognized by Perfect Game as one of the top 50 sophomores in the country.
- 2022 Perfect Game Second Team Freshman All-American
- Set a career high 5.0 innings pitched against #1 Tennessee (6/13/22)
- 2022 Collegiate Baseball Freshman All-American
- No. 61 on Perfect Game's Top-75 Freshmen List

## CAREER SUMMARY

| Year  | avg  | gp-gs | ab | r | h | 2b | 3b | hr | rbi | tb | slg% | bb | hbp | so | gdp | ob%  | sf | sh | sb-atl | po | s | e | fld%  |
|-------|------|-------|----|---|---|----|----|----|-----|----|------|----|-----|----|-----|------|----|----|--------|----|---|---|-------|
| 2022  | .000 | 0-0   | 0  | 0 | 0 | 0  | 0  | 0  | 0   | 0  | .000 | 0  | 0   | 0  | 0   | .000 | 0  | 0  | 0-0    | 0  | 3 | 2 | .600  |
| 2023  | .000 | 0-0   | 0  | 0 | 0 | 0  | 0  | 0  | 0   | 0  | .000 | 0  | 0   | 0  | 0   | .000 | 0  | 0  | 0-0    | 1  | 3 | 0 | 1.000 |
| TOTAL | .000 | 0-0   | 0  | 0 | 0 | 0  | 0  | 0  | 0   | 0  | .000 | 0  | 0   | 0  | 0   | .000 | 0  | 0  | 0-0    | 1  | 6 | 2 | .778  |

| Year  | era  | w-l  | app | gs | cg | sho | sv | ip   | h  | r  | er | bb | so  | 2b | 3b | hr | bf  | bavg | wp | hbp | bk | sfa | sha |
|-------|------|------|-----|----|----|-----|----|------|----|----|----|----|-----|----|----|----|-----|------|----|-----|----|-----|-----|
| 2022  | 1.89 | 6-2  | 19  | 8  | 0  | 0/0 | 4  | 47.2 | 29 | 12 | 10 | 15 | 53  | 2  | 0  | 4  | 187 | .175 | 5  | 3   | 0  | 0   | 3   |
| 2023  | 3.79 | 4-2  | 10  | 5  | 0  | 0/0 | 0  | 40.1 | 35 | 18 | 17 | 11 | 54  | 13 | 0  | 4  | 170 | .230 | 4  | 6   | 0  | 1   | 0   |
| TOTAL | 2.76 | 10-4 | 29  | 13 | 0  | 0/0 | 4  | 88.0 | 64 | 30 | 27 | 26 | 107 | 15 | 0  | 8  | 357 | .201 | 9  | 9   | 0  | 1   | 3   |

## 2023 GAME-BY-GAME

### #24 Jack Findlay - 3 games (All games)

| Date   | Opponent         | Pos | AB | R | H | RBI | 2B | 3B | HR | BB | SB | CS | HBP | SAC | SF | GDP | K | PO | A | E | Avg  |
|--------|------------------|-----|----|---|---|-----|----|----|----|----|----|----|-----|-----|----|-----|---|----|---|---|------|
| Mar 10 | at Georgia Tech  | p   | 0  | 0 | 0 | 0   | 0  | 0  | 0  | 0  | 0  | 0  | 0   | 0   | 0  | 0   | 0 | 0  | 1 | 0 | .000 |
| Mar 26 | LOUISVILLE-1     | *p  | 0  | 0 | 0 | 0   | 0  | 0  | 0  | 0  | 0  | 0  | 0   | 0   | 0  | 0   | 0 | 1  | 0 | 0 | .000 |
| Apr 02 | NORTH CAROLINA-1 | *p  | 0  | 0 | 0 | 0   | 0  | 0  | 0  | 0  | 0  | 0  | 0   | 0   | 0  | 0   | 0 | 0  | 2 | 0 | .000 |
| Totals |                  | 2gs | 0  | 0 | 0 | 0   | 0  | 0  | 0  | 0  | 0  | 0  | 0   | 0   | 0  | 0   | 0 | 1  | 3 | 0 | .000 |

On base pct. .000 • Slugging pct. .000


### #24 Jack Findlay - 10 appearances (All games)

| Date   | Opponent          | GS | IP   | H  | R  | ER | BB | SO | 2B | 3B | HR | WP | BK | HBP | IBB | Score | W-L | Sv | ERA  | NP  |
|--------|-------------------|----|------|----|----|----|----|----|----|----|----|----|----|-----|-----|-------|-----|----|------|-----|
| Feb 17 | at Lipscomb       |    | 3.0  | 0  | 2  | 3  | 7  | 0  | 0  | 0  | 0  | 0  | 0  | 3   | 0   | 4-5   | 0-0 | 0  | 6.00 | 67  |
| Feb 24 | at UNC Greensboro |    | 3.1  | 3  | 1  | 1  | 0  | 5  | 1  | 0  | 0  | 1  | 0  | 1   | 0   | 6-5   | 1-0 | 0  | 4.26 | 47  |
| Mar 03 | at UAB            |    | 4.0  | 3  | 1  | 0  | 0  | 6  | 1  | 0  | 0  | 0  | 0  | 0   | 0   | 7-2   | 2-0 | 0  | 2.61 | 55  |
| Mar 10 | at Georgia Tech   |    | 3.2  | 3  | 1  | 1  | 1  | 4  | 2  | 0  | 0  | 1  | 0  | 1   | 0   | 4-7   | 2-0 | 0  | 2.57 | 55  |
| Mar 14 | vs Saint Joseph's |    | 3.0  | 2  | 1  | 1  | 0  | 3  | 2  | 0  | 0  | 0  | 0  | 0   | 0   | 6-3   | 2-0 | 0  | 2.65 | 43  |
| Mar 19 | at Wake Forest    | *  | 5.2  | 2  | 0  | 0  | 0  | 10 | 0  | 0  | 0  | 0  | 0  | 0   | 0   | 3-1   | 3-0 | 0  | 1.99 | 93  |
| Mar 26 | LOUISVILLE-1      | *  | 5.1  | 6  | 3  | 3  | 2  | 9  | 2  | 0  | 2  | 0  | 0  | 0   | 0   | 5-4   | 4-0 | 0  | 2.57 | 93  |
| Apr 02 | NORTH CAROLINA-1  | *  | 5.0  | 4  | 2  | 2  | 2  | 6  | 1  | 0  | 0  | 1  | 0  | 0   | 0   | 2-5   | 4-1 | 0  | 2.73 | 100 |
| Apr 08 | at Pitt           | *  | 5.1  | 7  | 2  | 2  | 2  | 2  | 2  | 0  | 1  | 0  | 0  | 0   | 0   | 5-9   | 4-1 | 0  | 2.82 | 101 |
| Apr 15 | at Clemson        | *  | 2.0  | 5  | 5  | 5  | 1  | 2  | 2  | 0  | 1  | 1  | 0  | 1   | 0   | 1-5   | 4-2 | 0  | 3.79 | -   |
| Totals |                   | 5  | 40.1 | 35 | 18 | 17 | 11 | 54 | 13 | 0  | 4  | 4  | 0  | 6   | 0   | 43-46 | 4-2 | 0  | 3.79 | -   |





## #25 RYAN LYNCH



**Sophomore | LHP**

**Career Highs**  
**IP:** 2.1 (3/26/23 vs. Louisville)  
**Strikeouts:** 3 (3/26/23 vs. Louisville)

**News & Notes**

- Pitched a career-high 2.1 innings, recording a career-high three strikeouts against Louisville (3/26/23)

### CAREER SUMMARY

| Year  | era   | w-l | app | gs | cg | sho | sv | ip  | h  | r  | er | bb | so | 2b | 3b | hr | bf | bavg  | wp | hbp | bk | sfa | sha |
|-------|-------|-----|-----|----|----|-----|----|-----|----|----|----|----|----|----|----|----|----|-------|----|-----|----|-----|-----|
| 2021  | 27.00 | 0-0 | 1   | 0  | 0  | 0/0 | 0  | 0.2 | 1  | 2  | 2  | 3  | 1  | 1  | 0  | 0  | 6  | .333  | 3  | 0   | 0  | 0   | 0   |
| 2022  | 99.00 | 0-0 | 1   | 0  | 0  | 0/0 | 0  | 0.0 | 2  | 2  | 2  | 0  | 0  | 0  | 0  | 1  | 2  | 1.000 | 0  | 0   | 0  | 0   | 0   |
| 2023  | 10.80 | 0-1 | 9   | 0  | 0  | 0/1 | 0  | 6.2 | 10 | 8  | 8  | 3  | 10 | 0  | 1  | 2  | 32 | .357  | 2  | 1   | 0  | 0   | 0   |
| TOTAL | 14.73 | 0-1 | 11  | 0  | 0  | 0/1 | 0  | 7.1 | 13 | 12 | 12 | 6  | 11 | 1  | 1  | 3  | 40 | .394  | 5  | 1   | 0  | 0   | 0   |

### 2023 GAME-BY-GAME

| #25 Ryan Lynch - 9 appearances (All games) |                   |    |     |    |   |    |    |    |    |    |    |    |    |     |     |       |     |    |        |    |  |
|--|-------------------|----|-----|----|---|----|----|----|----|----|----|----|----|-----|-----|-------|-----|----|--------|----|--|
| Date                                       | Opponent          | GS | IP  | H  | R | ER | BB | SO | 2B | 3B | HR | WP | BK | HBP | IBB | Score | W-L | Sv | ERA    | NP |  |
| Mar 11                                     | at Georgia Tech-1 |    | 0.0 | 1  | 1 | 1  | 1  | 0  | 0  | 0  | 0  | 0  | 0  | 0   | 0   | 2-15  | 0-0 | 0  | 999.00 | 11 |  |
| Mar 15                                     | vs Saint Joseph's |    | 0.1 | 0  | 0 | 0  | 0  | 1  | 0  | 0  | 0  | 0  | 0  | 0   | 0   | 10-9  | 0-0 | 0  | 27.00  | 3  |  |
| Mar 26                                     | LOUISVILLE-2      |    | 2.1 | 2  | 0 | 0  | 0  | 3  | 0  | 0  | 0  | 0  | 0  | 0   | 0   | 1-2   | 0-0 | 0  | 3.38   | 25 |  |
| Mar 31                                     | NORTH CAROLINA    |    | 0.1 | 0  | 0 | 0  | 0  | 1  | 0  | 0  | 0  | 0  | 0  | 0   | 0   | 8-10  | 0-0 | 0  | 3.00   | 3  |  |
| Apr 04                                     | NORTHWESTERN      |    | 1.0 | 0  | 0 | 0  | 1  | 1  | 0  | 0  | 0  | 0  | 0  | 0   | 0   | 12-0  | 0-0 | 0  | 2.25   | 20 |  |
| Apr 06                                     | at Pitt           |    | 0.0 | 2  | 2 | 2  | 0  | 0  | 0  | 0  | 1  | 0  | 0  | 0   | 0   | 10-8  | 0-0 | 0  | 6.75   | 6  |  |
| Apr 11                                     | MICHIGAN STATE    |    | 1.1 | 2  | 1 | 1  | 0  | 0  | 0  | 0  | 1  | 0  | 0  | 1   | 0   | 6-7   | 0-1 | 0  | 6.75   | 21 |  |
| Apr 18                                     | VALPARAISO        |    | 1.0 | 0  | 0 | 0  | 0  | 3  | 0  | 0  | 0  | 0  | 0  | 0   | 0   | 7-3   | 0-1 | 0  | 5.68   | 14 |  |
| Apr 25                                     | at Michigan State |    | 0.1 | 3  | 4 | 4  | 1  | 1  | 0  | 1  | 0  | 2  | 0  | 0   | 0   | 5-12  | 0-1 | 0  | 10.80  | 19 |  |
| Totals                                     |                   | 0  | 6.2 | 10 | 8 | 8  | 3  | 10 | 0  | 1  | 2  | 2  | 0  | 1   | 0   | 61-66 | 0-1 | 0  | 10.80  | -  |  |

# #26 CADEN SPIVEY



Freshman | RHP

**Career Highs**

IP: 3.0 (3/18/23 at Wake Forest)

Strikeouts: 3 (4/2/23 vs. UNC)

**News & Notes**

- Made his first start on Tuesday, April 18 vs. Valpo
- Made his debut at Georgia Tech on March 11, 2023

## CAREER SUMMARY

| Year  | avg  | gp-gs | ab | r | h | 2b | 3b | hr | rbi | tb | slg% | bb | hbp | so | gdp | ob%  | sf | sh | sb-att | po | a | e | fld% |
|-------|------|-------|----|---|---|----|----|----|-----|----|------|----|-----|----|-----|------|----|----|--------|----|---|---|------|
| 2023  | .000 | 0-0   | 0  | 0 | 0 | 0  | 0  | 0  | 0   | 0  | .000 | 0  | 0   | 0  | 0   | .000 | 0  | 0  | 0-0    | 1  | 2 | 2 | .600 |
| TOTAL | .000 | 0-0   | 0  | 0 | 0 | 0  | 0  | 0  | 0   | 0  | .000 | 0  | 0   | 0  | 0   | .000 | 0  | 0  | 0-0    | 1  | 2 | 2 | .600 |

| Year  | era  | w-l | app | gs | cg | sho | sv | ip   | h  | r | er | bb | so | 2b | 3b | hr | bf | bavg | wp | hbp | bk | sfa | sha |
|-------|------|-----|-----|----|----|-----|----|------|----|---|----|----|----|----|----|----|----|------|----|-----|----|-----|-----|
| 2023  | 1.74 | 2-0 | 10  | 1  | 0  | 0/1 | 0  | 20.2 | 14 | 7 | 4  | 7  | 16 | 3  | 0  | 3  | 89 | .179 | 3  | 4   | 1  | 0   | 0   |
| TOTAL | 1.74 | 2-0 | 10  | 1  | 0  | 0/1 | 0  | 20.2 | 14 | 7 | 4  | 7  | 16 | 3  | 0  | 3  | 89 | .179 | 3  | 4   | 1  | 0   | 0   |

## 2023 GAME-BY-GAME

### #26 Caden Spivey - 4 games (All games)

| Date   | Opponent          | Pos | AB | R | H | RBI | 2B | 3B | HR | BB | SB | CS | HBP | SAC | SF | GDP | K | PO | A | E | Avg  |
|--------|-------------------|-----|----|---|---|-----|----|----|----|----|----|----|-----|-----|----|-----|---|----|---|---|------|
| Mar 11 | at Georgia Tech-1 | p   | 0  | 0 | 0 | 0   | 0  | 0  | 0  | 0  | 0  | 0  | 0   | 0   | 0  | 0   | 0 | 0  | 1 | 0 | .000 |
| Mar 24 | LOUISVILLE        | p   | 0  | 0 | 0 | 0   | 0  | 0  | 0  | 0  | 0  | 0  | 0   | 0   | 0  | 0   | 0 | 0  | 0 | 1 | .000 |
| Apr 18 | VALPARAISO        | *p  | 0  | 0 | 0 | 0   | 0  | 0  | 0  | 0  | 0  | 0  | 0   | 0   | 0  | 0   | 0 | 0  | 0 | 1 | .000 |
| Apr 23 | VIRGINIA-2        | p   | 0  | 0 | 0 | 0   | 0  | 0  | 0  | 0  | 0  | 0  | 0   | 0   | 0  | 0   | 0 | 1  | 1 | 0 | .000 |
| Totals |                   | 1gs | 0  | 0 | 0 | 0   | 0  | 0  | 0  | 0  | 0  | 0  | 0   | 0   | 0  | 0   | 0 | 1  | 2 | 2 | .000 |

On base pct. .000 • Slugging pct. .000

### #26 Caden Spivey - 10 appearances (All games)

| Date   | Opponent          | GS | IP   | H  | R | ER | BB | SO | 2B | 3B | HR | WP | BK | HBP | IBB | Score | W-L | Sv | ERA  | NP |
|--------|-------------------|----|------|----|---|----|----|----|----|----|----|----|----|-----|-----|-------|-----|----|------|----|
| Mar 11 | at Georgia Tech-1 |    | 2.0  | 1  | 0 | 0  | 0  | 2  | 0  | 0  | 0  | 1  | 0  | 0   | 0   | 2-15  | 0-0 | 0  | 0.00 | 21 |
| Mar 15 | vs Saint Joseph's |    | 1.0  | 1  | 0 | 0  | 0  | 2  | 0  | 0  | 0  | 0  | 0  | 0   | 0   | 10-9  | 0-0 | 0  | 0.00 | 15 |
| Mar 18 | at Wake Forest-2  |    | 3.0  | 2  | 1 | 1  | 0  | 2  | 0  | 0  | 1  | 0  | 0  | 0   | 0   | 3-12  | 0-0 | 0  | 1.50 | 42 |
| Mar 24 | LOUISVILLE        |    | 2.0  | 1  | 1 | 0  | 1  | 1  | 0  | 0  | 0  | 0  | 1  | 0   | 0   | 4-3   | 0-0 | 0  | 1.12 | 25 |
| Mar 28 | BUTLER            |    | 1.0  | 0  | 0 | 0  | 0  | 1  | 0  | 0  | 0  | 0  | 0  | 0   | 0   | 4-0   | 0-0 | 0  | 1.00 | 7  |
| Apr 02 | NORTH CAROLINA-1  |    | 2.0  | 1  | 1 | 1  | 2  | 3  | 0  | 0  | 1  | 0  | 0  | 1   | 0   | 2-5   | 0-0 | 0  | 1.64 | 43 |
| Apr 08 | at Pitt           |    | 1.1  | 2  | 1 | 1  | 2  | 1  | 0  | 0  | 0  | 0  | 0  | 0   | 0   | 5-9   | 0-0 | 0  | 2.19 | 37 |
| Apr 14 | at Clemson        |    | 2.0  | 1  | 0 | 0  | 0  | 2  | 0  | 0  | 0  | 1  | 0  | 2   | 0   | 10-4  | 1-0 | 0  | 1.88 | -  |
| Apr 18 | VALPARAISO        | *  | 2.0  | 3  | 3 | 1  | 2  | 1  | 1  | 0  | 1  | 1  | 0  | 0   | 0   | 7-3   | 1-0 | 0  | 2.20 | 43 |
| Apr 23 | VIRGINIA-2        |    | 4.1  | 2  | 0 | 0  | 0  | 1  | 2  | 0  | 0  | 0  | 0  | 1   | 0   | 5-4   | 2-0 | 0  | 1.74 | 40 |
| Totals |                   | 1  | 20.2 | 14 | 7 | 4  | 7  | 16 | 3  | 0  | 3  | 3  | 1  | 4   | 0   | 52-64 | 2-0 | 0  | 1.74 | -  |

# #28 HUNTER RUSSELL



Freshman | INF  
Career Highs  
Hits: --  
Runs: --  
RBI: -

News & Notes  
.

## NOTRE DAME CAREER SUMMARY

|  |
|--|
|  |
|--|

## 2023 GAME-BY-GAME

|  |
|--|
|  |
|--|

## #29 DAVID LALLY JR.



Freshman | RHP

**Career Highs**

**IP:** 1.0 (2/25/23 vs. UNCG)

**Strikeouts:** 1 (2x MR 2/25/23 vs. UNCG)

**News & Notes**

- Made his first start against Saint Joseph's (3/15/23)
- Recognized this year as one of the top 100 freshmen in the country by Perfect Game

### CAREER SUMMARY

| Year  | avg  | gp-gs | ab | r | h | 2b | 3b | hr | rbi | tb | slg% | bb | hbp | so | gdp | ob%  | sf | sh | sb-att | po | a | e | fld%  |
|-------|------|-------|----|---|---|----|----|----|-----|----|------|----|-----|----|-----|------|----|----|--------|----|---|---|-------|
| 2023  | .000 | 0-0   | 0  | 0 | 0 | 0  | 0  | 0  | 0   | 0  | .000 | 0  | 0   | 0  | 0   | .000 | 0  | 0  | 0-0    | 0  | 4 | 0 | 1.000 |
| TOTAL | .000 | 0-0   | 0  | 0 | 0 | 0  | 0  | 0  | 0   | 0  | .000 | 0  | 0   | 0  | 0   | .000 | 0  | 0  | 0-0    | 0  | 4 | 0 | 1.000 |

| Year  | era  | w-l | app | gs | cg | sho | sv | ip   | h  | r  | er | bb | so | 2b | 3b | hr | bf | bavg | wp | hbp | bk | sfa | sha |
|-------|------|-----|-----|----|----|-----|----|------|----|----|----|----|----|----|----|----|----|------|----|-----|----|-----|-----|
| 2023  | 6.00 | 0-0 | 8   | 5  | 0  | 0/1 | 0  | 15.0 | 22 | 10 | 10 | 13 | 13 | 5  | 0  | 0  | 82 | .344 | 1  | 3   | 2  | 2   | 0   |
| TOTAL | 6.00 | 0-0 | 8   | 5  | 0  | 0/1 | 0  | 15.0 | 22 | 10 | 10 | 13 | 13 | 5  | 0  | 0  | 82 | .344 | 1  | 3   | 2  | 2   | 0   |

### 2023 GAME-BY-GAME

#### #29 David Lally Jr. - 3 games (All games)

| Date   | Opponent          | Pos | AB | R | H | RBI | 2B | 3B | HR | BB | SB | CS | HBP | SAC | SF | GDP | K | PO | A | E | Avg  |
|--------|-------------------|-----|----|---|---|-----|----|----|----|----|----|----|-----|-----|----|-----|---|----|---|---|------|
| Mar 15 | vs Saint Joseph's | *p  | 0  | 0 | 0 | 0   | 0  | 0  | 0  | 0  | 0  | 0  | 0   | 0   | 0  | 0   | 0 | 0  | 2 | 0 | .000 |
| Apr 19 | WESTERN MICHIGAN  | *p  | 0  | 0 | 0 | 0   | 0  | 0  | 0  | 0  | 0  | 0  | 0   | 0   | 0  | 0   | 0 | 0  | 1 | 0 | .000 |
| Apr 25 | at Michigan State | *p  | 0  | 0 | 0 | 0   | 0  | 0  | 0  | 0  | 0  | 0  | 0   | 0   | 0  | 0   | 0 | 0  | 1 | 0 | .000 |
| Totals |                   | 3gs | 0  | 0 | 0 | 0   | 0  | 0  | 0  | 0  | 0  | 0  | 0   | 0   | 0  | 0   | 0 | 0  | 4 | 0 | .000 |

On base pct. .000 • Slugging pct. .000

#### #29 David Lally Jr. - 8 appearances (All games)

| Date   | Opponent          | GS | IP   | H  | R  | ER | BB | SO | 2B | 3B | HR | WP | BK | HBP | IBB | Score | W-L | Sv | ERA   | NP |
|--------|-------------------|----|------|----|----|----|----|----|----|----|----|----|----|-----|-----|-------|-----|----|-------|----|
| Feb 19 | at Lipscomb       |    | 0.1  | 1  | 0  | 0  | 0  | 1  | 0  | 0  | 0  | 0  | 0  | 0   | 0   | 2-4   | 0-0 | 0  | 0.00  | 7  |
| Feb 25 | at UNC Greensboro |    | 1.0  | 1  | 3  | 3  | 5  | 1  | 0  | 0  | 0  | 0  | 0  | 0   | 0   | 0-12  | 0-0 | 0  | 20.25 | 41 |
| Mar 11 | at Georgia Tech-1 |    | 1.0  | 1  | 1  | 1  | 1  | 1  | 1  | 0  | 0  | 0  | 0  | 0   | 0   | 2-15  | 0-0 | 0  | 15.43 | 20 |
| Mar 15 | vs Saint Joseph's | *  | 2.2  | 2  | 1  | 1  | 1  | 1  | 1  | 0  | 0  | 0  | 2  | 0   | 0   | 10-9  | 0-0 | 0  | 9.00  | 43 |
| Mar 21 | VALPARAISO        | *  | 2.1  | 5  | 2  | 2  | 1  | 0  | 0  | 0  | 0  | 0  | 0  | 1   | 0   | 8-4   | 0-0 | 0  | 8.59  | 44 |
| Apr 04 | NORTHWESTERN      | *  | 3.0  | 4  | 0  | 0  | 1  | 3  | 1  | 0  | 0  | 0  | 0  | 1   | 0   | 12-0  | 0-0 | 0  | 6.10  | 57 |
| Apr 19 | WESTERN MICHIGAN  | *  | 3.0  | 5  | 1  | 1  | 1  | 4  | 1  | 0  | 0  | 1  | 0  | 1   | 0   | 2-1   | 0-0 | 0  | 5.40  | 63 |
| Apr 25 | at Michigan State | *  | 1.2  | 3  | 2  | 2  | 3  | 2  | 1  | 0  | 0  | 0  | 0  | 0   | 0   | 5-12  | 0-0 | 0  | 6.00  | 43 |
| Totals |                   | 5  | 15.0 | 22 | 10 | 10 | 13 | 13 | 5  | 0  | 0  | 1  | 2  | 3   | 0   | 41-57 | 0-0 | 0  | 6.00  | -  |

# 2023 NOTRE DAME BASEBALL GAME NOTES

## #30 DM JEFFERSON



Sophomore | OF

**Career Highs**

Hits: 2 (3x, MR 23/15/22 vs. Valpo)

Runs: 2 (2/18/22 vs. MC)

RBI: 3 (2/25/22 vs. MC)

**News & Notes**

- Set a career high with 3 RBI against Marist (2/25/22)
- Set career bests in hits (2), runs (2) and RBI (2) against Manhattan (2/18/22)
- Made his collegiate debut against Manhattan (2/18/22)

### CAREER SUMMARY

| Year  | avg  | gp-gs | ab  | r  | h  | 2b | 3b | hr | rbi | tb | slg% | bb | hbp | so | gdp | ob%  | sf | sh | sb-att | po | a | e | fld% |
|-------|------|-------|-----|----|----|----|----|----|-----|----|------|----|-----|----|-----|------|----|----|--------|----|---|---|------|
| 2022  | .220 | 22-9  | 41  | 7  | 9  | 0  | 0  | 0  | 8   | 9  | .220 | 3  | 0   | 9  | 0   | .273 | 0  | 0  | 2-2    | 0  | 0 | 0 | .000 |
| 2023  | .277 | 32-27 | 83  | 11 | 23 | 4  | 1  | 1  | 11  | 32 | .386 | 12 | 5   | 17 | 0   | .392 | 2  | 2  | 7-8    | 33 | 0 | 2 | .943 |
| TOTAL | .258 | 54-36 | 124 | 18 | 32 | 4  | 1  | 1  | 19  | 41 | .331 | 15 | 5   | 26 | 0   | .356 | 2  | 2  | 9-10   | 33 | 0 | 2 | .943 |

### 2023 GAME-BY-GAME

#### #30 DM Jefferson - 32 games (All games)

| Date   | Opponent          | Pos    | AB   | R  | H  | RBI | 2B | 3B | HR | BB | SB | CS | HBP | SAC | SF | GDP | K | PO | A  | E | Avg  |      |
|--------|-------------------|--------|------|----|----|-----|----|----|----|----|----|----|-----|-----|----|-----|---|----|----|---|------|------|
| Feb 17 | at Lipscomb       | ph     | 0    | 0  | 0  | 0   | 0  | 0  | 0  | 0  | 0  | 0  | 0   | 0   | 0  | 0   | 0 | 0  | 0  | 0 | .000 |      |
| Feb 19 | at Lipscomb       | ph     | 1    | 0  | 0  | 0   | 0  | 0  | 0  | 0  | 0  | 0  | 0   | 0   | 0  | 0   | 0 | 0  | 0  | 0 | .000 |      |
| Feb 24 | at UNC Greensboro | *of    | 4    | 0  | 1  | 1   | 1  | 0  | 0  | 0  | 0  | 0  | 0   | 0   | 0  | 0   | 1 | 1  | 0  | 0 | .200 |      |
| Feb 25 | at UNC Greensboro | *of    | 2    | 0  | 1  | 0   | 0  | 0  | 0  | 1  | 0  | 0  | 0   | 0   | 0  | 0   | 0 | 2  | 0  | 0 | .286 |      |
| Mar 03 | at UAB            | *of    | 4    | 0  | 0  | 0   | 0  | 0  | 0  | 0  | 1  | 0  | 0   | 0   | 0  | 0   | 1 | 1  | 0  | 0 | .182 |      |
| Mar 04 | at UAB            | *of    | 1    | 0  | 0  | 0   | 0  | 0  | 0  | 0  | 0  | 0  | 0   | 0   | 0  | 0   | 1 | 0  | 0  | 0 | .167 |      |
| Mar 05 | at UAB            | *of    | 3    | 0  | 0  | 0   | 0  | 0  | 0  | 0  | 0  | 0  | 0   | 0   | 0  | 0   | 1 | 2  | 0  | 0 | .133 |      |
| Mar 10 | at Georgia Tech   | *of    | 3    | 1  | 2  | 0   | 0  | 0  | 0  | 0  | 0  | 0  | 0   | 0   | 0  | 0   | 0 | 2  | 0  | 0 | .222 |      |
| Mar 11 | at Georgia Tech-1 | *of/of | 2    | 0  | 0  | 1   | 0  | 0  | 0  | 1  | 0  | 0  | 0   | 0   | 1  | 0   | 1 | 0  | 0  | 0 | .200 |      |
| Mar 15 | vs Saint Joseph's | *of    | 1    | 1  | 0  | 0   | 0  | 0  | 0  | 2  | 1  | 0  | 0   | 0   | 0  | 0   | 0 | 1  | 0  | 1 | .190 |      |
| Mar 18 | at Wake Forest-2  | ph/of  | 2    | 0  | 0  | 0   | 0  | 0  | 0  | 0  | 0  | 0  | 0   | 0   | 0  | 0   | 0 | 0  | 0  | 0 | .174 |      |
| Mar 19 | at Wake Forest    | *dh    | 4    | 1  | 1  | 0   | 0  | 0  | 0  | 0  | 0  | 0  | 0   | 0   | 0  | 0   | 0 | 0  | 0  | 0 | .185 |      |
| Mar 24 | LOUISVILLE        | *dh    | 1    | 1  | 1  | 0   | 0  | 0  | 0  | 0  | 0  | 0  | 1   | 0   | 0  | 0   | 0 | 0  | 0  | 0 | .214 |      |
| Mar 26 | LOUISVILLE-1      | *dh    | 3    | 0  | 1  | 0   | 0  | 0  | 0  | 1  | 0  | 0  | 0   | 0   | 0  | 0   | 2 | 0  | 0  | 0 | .226 |      |
| Mar 26 | LOUISVILLE-2      | *of    | 0    | 0  | 0  | 0   | 0  | 0  | 0  | 0  | 0  | 0  | 0   | 0   | 0  | 0   | 0 | 0  | 0  | 0 | .226 |      |
| Mar 28 | BUTLER            | *of    | 2    | 0  | 0  | 0   | 0  | 0  | 0  | 0  | 0  | 0  | 0   | 0   | 0  | 0   | 0 | 2  | 0  | 0 | .212 |      |
| Apr 02 | NORTH CAROLINA-1  | *of    | 3    | 0  | 0  | 0   | 0  | 0  | 0  | 0  | 0  | 0  | 0   | 0   | 0  | 0   | 0 | 2  | 0  | 0 | .194 |      |
| Apr 02 | NORTH CAROLINA-2  | *dh    | 4    | 0  | 2  | 2   | 1  | 0  | 0  | 0  | 0  | 0  | 0   | 0   | 0  | 0   | 1 | 0  | 0  | 0 | .225 |      |
| Apr 04 | NORTHWESTERN      | *of    | 2    | 0  | 1  | 0   | 0  | 0  | 0  | 1  | 0  | 1  | 1   | 0   | 0  | 0   | 0 | 3  | 0  | 0 | .238 |      |
| Apr 06 | at Pitt           | *of    | 3    | 1  | 1  | 0   | 0  | 0  | 0  | 0  | 0  | 0  | 0   | 1   | 0  | 0   | 0 | 0  | 0  | 0 | .244 |      |
| Apr 07 | at Pitt           | *of    | 4    | 2  | 3  | 0   | 0  | 0  | 0  | 1  | 1  | 0  | 0   | 0   | 0  | 0   | 1 | 1  | 0  | 0 | .286 |      |
| Apr 08 | at Pitt           | *of    | 4    | 0  | 0  | 0   | 0  | 0  | 0  | 0  | 0  | 0  | 0   | 0   | 0  | 0   | 1 | 2  | 0  | 0 | .264 |      |
| Apr 11 | MICHIGAN STATE    | *of    | 4    | 2  | 1  | 0   | 0  | 0  | 0  | 1  | 1  | 0  | 0   | 0   | 0  | 0   | 1 | 2  | 0  | 0 | .263 |      |
| Apr 14 | at Clemson        | *of    | 4    | 0  | 0  | 0   | 0  | 0  | 0  | 0  | 0  | 0  | 1   | 0   | 0  | 0   | 2 | 2  | 0  | 0 | .246 |      |
| Apr 15 | at Clemson        | *of    | 3    | 0  | 1  | 0   | 1  | 0  | 0  | 1  | 1  | 0  | 0   | 0   | 0  | 0   | 0 | 1  | 0  | 1 | .250 |      |
| Apr 16 | at Clemson        | *of    | 1    | 0  | 0  | 0   | 0  | 0  | 0  | 0  | 0  | 0  | 0   | 0   | 0  | 0   | 1 | 1  | 0  | 0 | .246 |      |
| Apr 18 | VALPARAISO        | *of    | 3    | 0  | 1  | 2   | 0  | 0  | 0  | 1  | 1  | 0  | 0   | 0   | 0  | 0   | 0 | 0  | 0  | 0 | .250 |      |
| Apr 19 | WESTERN MICHIGAN  | *of    | 2    | 0  | 0  | 0   | 0  | 0  | 0  | 1  | 0  | 0  | 1   | 0   | 0  | 0   | 1 | 1  | 0  | 0 | .243 |      |
| Apr 21 | VIRGINIA          | *of    | 3    | 1  | 1  | 2   | 0  | 0  | 1  | 0  | 0  | 0  | 1   | 0   | 0  | 0   | 0 | 1  | 0  | 0 | .247 |      |
| Apr 23 | VIRGINIA-1        | *of    | 3    | 0  | 3  | 1   | 1  | 0  | 0  | 1  | 0  | 0  | 1   | 0   | 0  | 0   | 0 | 2  | 0  | 0 | .276 |      |
| Apr 23 | VIRGINIA-2        | *of    | 3    | 0  | 1  | 1   | 0  | 0  | 0  | 1  | 0  | 0  | 0   | 1   | 0  | 0   | 2 | 1  | 0  | 0 | .278 |      |
| Apr 25 | at Michigan State | *of    | 4    | 1  | 1  | 1   | 0  | 1  | 0  | 0  | 0  | 0  | 0   | 0   | 0  | 0   | 0 | 3  | 0  | 0 | .277 |      |
| Totals |                   |        | 27gs | 83 | 11 | 23  | 11 | 4  | 1  | 1  | 12 | 7  | 1   | 5   | 2  | 2   | 0 | 17 | 33 | 0 | 2    | .277 |

On base pct. .392 • Slugging pct. .386

# #32 MATT BEDFORD



Sophomore/RHP

**Career Highs**

IP: 3.0 (2/26/23 vs. UNCG)

Strikeouts: 4 (2/26/23 vs. UNCG)

**News & Notes**

- Made his first career start at Saint Joseph's (3/14/23)
- Threw a career-high four strikeouts in win over UNCG (2/26/23)
- Made his first career appearance against Michigan State (5/10/22)
- Missed the 2021 season due to injury

## CAREER SUMMARY

| Year  | avg  | gp-gs | ab | r | h | 2b | 3b | hr | rbi | tb | slg% | bb | hbp | so | gdp | ob%  | sf | sh | sb-att | po | a | e | fld%  |
|-------|------|-------|----|---|---|----|----|----|-----|----|------|----|-----|----|-----|------|----|----|--------|----|---|---|-------|
| 2022  | .000 | 0-0   | 0  | 0 | 0 | 0  | 0  | 0  | 0   | 0  | .000 | 0  | 0   | 0  | 0   | .000 | 0  | 0  | 0-0    | 0  | 1 | 0 | 1.000 |
| 2023  | .000 | 0-0   | 0  | 0 | 0 | 0  | 0  | 0  | 0   | 0  | .000 | 0  | 0   | 0  | 0   | .000 | 0  | 0  | 0-0    | 1  | 2 | 0 | 1.000 |
| TOTAL | .000 | 0-0   | 0  | 0 | 0 | 0  | 0  | 0  | 0   | 0  | .000 | 0  | 0   | 0  | 0   | .000 | 0  | 0  | 0-0    | 1  | 3 | 0 | 1.000 |

| Year  | era  | w-l | app | gs | cg | sho | sv | ip   | h  | r  | er | bb | so | 2b | 3b | hr | bf  | bavg | wp | hbp | bk | sfa | sha |
|-------|------|-----|-----|----|----|-----|----|------|----|----|----|----|----|----|----|----|-----|------|----|-----|----|-----|-----|
| 2022  | 6.10 | 1-0 | 10  | 0  | 0  | 0/2 | 0  | 10.1 | 15 | 7  | 7  | 4  | 13 | 1  | 0  | 0  | 50  | .341 | 3  | 2   | 0  | 0   | 0   |
| 2023  | 7.56 | 1-3 | 11  | 2  | 0  | 0/1 | 0  | 16.2 | 19 | 16 | 14 | 9  | 15 | 4  | 2  | 2  | 81  | .284 | 5  | 4   | 1  | 1   | 0   |
| TOTAL | 7.00 | 2-3 | 21  | 2  | 0  | 0/3 | 0  | 27.0 | 34 | 23 | 21 | 13 | 28 | 5  | 2  | 2  | 131 | .306 | 8  | 6   | 1  | 1   | 0   |

## 2023 GAME-BY-GAME

### #32 Matt Bedford - 3 games (All games)

| Date   | Opponent          | Pos | AB | R | H | RBI | 2B | 3B | HR | BB | SB | CS | HBP | SAC | SF | GDP | K | PO | A | E | Avg  |
|--------|-------------------|-----|----|---|---|-----|----|----|----|----|----|----|-----|-----|----|-----|---|----|---|---|------|
| Mar 18 | at Wake Forest-2  | *p  | 0  | 0 | 0 | 0   | 0  | 0  | 0  | 0  | 0  | 0  | 0   | 0   | 0  | 0   | 0 | 0  | 1 | 0 | .000 |
| Apr 11 | MICHIGAN STATE    | p   | 0  | 0 | 0 | 0   | 0  | 0  | 0  | 0  | 0  | 0  | 0   | 0   | 0  | 0   | 0 | 1  | 0 | 0 | .000 |
| Apr 25 | at Michigan State | p   | 0  | 0 | 0 | 0   | 0  | 0  | 0  | 0  | 0  | 0  | 0   | 0   | 0  | 0   | 0 | 0  | 1 | 0 | .000 |
| Totals |                   | 1gs | 0  | 0 | 0 | 0   | 0  | 0  | 0  | 0  | 0  | 0  | 0   | 0   | 0  | 0   | 0 | 1  | 2 | 0 | .000 |

On base pct. .000 • Slugging pct. .000

### #32 Matt Bedford - 11 appearances (All games)

| Date   | Opponent          | GS | IP   | H  | R  | ER | BB | SO | 2B | 3B | HR | WP | BK | HBP | IBB | Score | W-L | Sv | ERA  | NP |
|--------|-------------------|----|------|----|----|----|----|----|----|----|----|----|----|-----|-----|-------|-----|----|------|----|
| Feb 18 | at Lipscomb       |    | 2.0  | 1  | 0  | 0  | 1  | 2  | 1  | 0  | 0  | 0  | 0  | 0   | 0   | 8-4   | 0-0 | 0  | 0.00 | 30 |
| Feb 26 | at UNC Greensboro |    | 3.0  | 1  | 0  | 0  | 0  | 4  | 0  | 0  | 0  | 0  | 0  | 1   | 0   | 7-4   | 1-0 | 0  | 0.00 | 39 |
| Mar 03 | at UAB            |    | 2.0  | 2  | 1  | 1  | 0  | 1  | 0  | 1  | 0  | 1  | 0  | 0   | 0   | 7-2   | 1-0 | 0  | 1.29 | 25 |
| Mar 10 | at Georgia Tech   |    | 1.0  | 3  | 4  | 4  | 1  | 2  | 1  | 0  | 1  | 2  | 1  | 1   | 1   | 4-7   | 1-1 | 0  | 5.62 | 35 |
| Mar 14 | vs Saint Joseph's | *  | 1.0  | 2  | 2  | 2  | 0  | 1  | 1  | 1  | 0  | 0  | 0  | 0   | 0   | 6-3   | 1-1 | 0  | 7.00 | 14 |
| Mar 18 | at Wake Forest-2  | *  | 2.0  | 7  | 7  | 5  | 2  | 3  | 1  | 0  | 1  | 1  | 0  | 0   | 0   | 3-12  | 1-2 | 0  | 9.82 | 56 |
| Mar 26 | LOUISVILLE-2      |    | 0.1  | 1  | 0  | 0  | 2  | 0  | 0  | 0  | 0  | 1  | 0  | 0   | 0   | 1-2   | 1-2 | 0  | 9.53 | 19 |
| Apr 04 | NORTHWESTERN      |    | 1.0  | 0  | 0  | 0  | 0  | 0  | 0  | 0  | 0  | 0  | 0  | 0   | 0   | 12-0  | 1-2 | 0  | 8.76 | 12 |
| Apr 11 | MICHIGAN STATE    |    | 0.1  | 1  | 0  | 0  | 0  | 0  | 0  | 0  | 0  | 0  | 0  | 1   | 0   | 6-7   | 1-2 | 0  | 8.53 | 14 |
| Apr 15 | at Clemson        |    | 2.1  | 0  | 0  | 0  | 2  | 1  | 0  | 0  | 0  | 0  | 0  | 1   | 0   | 1-5   | 1-2 | 0  | 7.20 | -  |
| Apr 25 | at Michigan State |    | 1.2  | 1  | 2  | 2  | 1  | 1  | 0  | 0  | 0  | 0  | 0  | 0   | 0   | 5-12  | 1-3 | 0  | 7.56 | 31 |
| Totals |                   | 2  | 16.2 | 19 | 16 | 14 | 9  | 15 | 4  | 2  | 2  | 5  | 1  | 4   | 1   | 60-58 | 1-3 | 0  | 7.56 | -  |

# 2023 NOTRE DAME BASEBALL GAME NOTES

## #33 RADEK BIRKHOZ



Sophomore | RHP

**Career Highs**

IP: 4.0 (4/29/22 vs. BC)

Strikeouts: 7 (4/29/22 vs. BC)

**News & Notes**

- Set a career high with 4.0 innings pitched and 7 strikeouts against Boston College (4/29/22)
- Made his collegiate debut against Monmouth (2/26/22~1)
- 2021 Gatorade Colorado Player of the Year

### CAREER SUMMARY

| Year  | avg  | gp-gs | ab | r | h | 2b | 3b | hr | rbi | tb | slg% | bb | hbp | so | gdp | ob%  | sf | sh | sb-att | po | a | e | fld%  |
|-------|------|-------|----|---|---|----|----|----|-----|----|------|----|-----|----|-----|------|----|----|--------|----|---|---|-------|
| 2022  | .000 | 0-0   | 0  | 0 | 0 | 0  | 0  | 0  | 0   | 0  | .000 | 0  | 0   | 0  | 0   | .000 | 0  | 0  | 0-0    | 1  | 1 | 0 | 1.000 |
| 2023  | .000 | 0-0   | 0  | 0 | 0 | 0  | 0  | 0  | 0   | 0  | .000 | 0  | 0   | 0  | 0   | .000 | 0  | 0  | 0-0    | 4  | 1 | 0 | 1.000 |
| TOTAL | .000 | 0-0   | 0  | 0 | 0 | 0  | 0  | 0  | 0   | 0  | .000 | 0  | 0   | 0  | 0   | .000 | 0  | 0  | 0-0    | 5  | 2 | 0 | 1.000 |

| Year  | era  | w-l | app | gs | cg | sho | sv | ip   | h  | r  | er | bb | so | 2b | 3b | hr | bf  | bavg | wp | hbp | bk | sfa | sha |
|-------|------|-----|-----|----|----|-----|----|------|----|----|----|----|----|----|----|----|-----|------|----|-----|----|-----|-----|
| 2022  | 4.98 | 1-0 | 21  | 1  | 0  | 0/0 | 0  | 21.2 | 24 | 16 | 12 | 14 | 29 | 6  | 0  | 2  | 105 | .282 | 0  | 3   | 0  | 2   | 1   |
| 2023  | 6.14 | 0-3 | 12  | 4  | 0  | 0/0 | 1  | 29.1 | 32 | 25 | 20 | 13 | 25 | 10 | 1  | 3  | 142 | .269 | 4  | 7   | 0  | 3   | 0   |
| TOTAL | 5.65 | 1-3 | 33  | 5  | 0  | 0/0 | 1  | 51.0 | 56 | 41 | 32 | 27 | 54 | 16 | 1  | 5  | 247 | .275 | 4  | 10  | 0  | 5   | 1   |

### 2023 GAME-BY-GAME

#### #33 Radek Birkholz - 5 games (All games)

| Date   | Opponent          | Pos | AB | R | H | RBI | 2B | 3B | HR | BB | SB | CS | HBP | SAC | SF | GDP | K | PO | A | E | Avg  |
|--------|-------------------|-----|----|---|---|-----|----|----|----|----|----|----|-----|-----|----|-----|---|----|---|---|------|
| Feb 18 | at Lipscomb       | *p  | 0  | 0 | 0 | 0   | 0  | 0  | 0  | 0  | 0  | 0  | 0   | 0   | 0  | 0   | 0 | 1  | 0 | 0 | .000 |
| Feb 24 | at UNC Greensboro | *p  | 0  | 0 | 0 | 0   | 0  | 0  | 0  | 0  | 0  | 0  | 0   | 0   | 0  | 0   | 0 | 1  | 0 | 0 | .000 |
| Apr 06 | at Pitt           | p   | 0  | 0 | 0 | 0   | 0  | 0  | 0  | 0  | 0  | 0  | 0   | 0   | 0  | 0   | 0 | 1  | 0 | 0 | .000 |
| Apr 16 | at Clemson        | p   | 0  | 0 | 0 | 0   | 0  | 0  | 0  | 0  | 0  | 0  | 0   | 0   | 0  | 0   | 0 | 1  | 0 | 0 | .000 |
| Apr 21 | VIRGINIA          | p   | 0  | 0 | 0 | 0   | 0  | 0  | 0  | 0  | 0  | 0  | 0   | 0   | 0  | 0   | 0 | 0  | 1 | 0 | .000 |
| Totals |                   | 2gs | 0  | 0 | 0 | 0   | 0  | 0  | 0  | 0  | 0  | 0  | 0   | 0   | 0  | 0   | 0 | 4  | 1 | 0 | .000 |

On base pct. .000 • Slugging pct. .000

#### #33 Radek Birkholz - 12 appearances (All games)

| Date   | Opponent          | GS | IP   | H  | R  | ER | BB | SO | 2B | 3B | HR | WP | BK | HBP | IBB | Score | W-L | Sv | ERA  | NP |
|--------|-------------------|----|------|----|----|----|----|----|----|----|----|----|----|-----|-----|-------|-----|----|------|----|
| Feb 18 | at Lipscomb       | *  | 3.0  | 1  | 3  | 3  | 1  | 5  | 1  | 0  | 0  | 0  | 0  | 2   | 0   | 8-4   | 0-0 | 0  | 9.00 | 51 |
| Feb 24 | at UNC Greensboro | *  | 3.0  | 2  | 0  | 0  | 2  | 2  | 0  | 0  | 0  | 0  | 0  | 0   | 0   | 6-5   | 0-0 | 0  | 4.50 | 49 |
| Mar 05 | at UAB            | *  | 3.0  | 3  | 2  | 2  | 2  | 1  | 2  | 0  | 0  | 0  | 0  | 0   | 0   | 2-5   | 0-0 | 0  | 5.00 | 12 |
| Mar 11 | at Georgia Tech-1 | *  | 1.1  | 4  | 5  | 5  | 3  | 2  | 0  | 0  | 0  | 0  | 0  | 0   | 0   | 2-15  | 0-1 | 0  | 8.71 | 44 |
| Mar 15 | vs Saint Joseph's |    | 2.0  | 3  | 3  | 3  | 0  | 2  | 1  | 0  | 1  | 1  | 0  | 0   | 0   | 10-9  | 0-1 | 0  | 9.49 | 20 |
| Mar 18 | at Wake Forest-2  |    | 2.0  | 2  | 3  | 0  | 0  | 2  | 1  | 0  | 0  | 0  | 0  | 0   | 0   | 3-12  | 0-1 | 0  | 8.16 | 34 |
| Mar 26 | LOUISVILLE-2      |    | 2.0  | 1  | 1  | 1  | 1  | 0  | 0  | 0  | 0  | 1  | 0  | 2   | 0   | 1-2   | 0-2 | 0  | 7.71 | 35 |
| Mar 31 | NORTH CAROLINA    |    | 2.2  | 2  | 0  | 0  | 2  | 1  | 0  | 0  | 0  | 0  | 0  | 0   | 0   | 8-10  | 0-2 | 0  | 6.63 | 42 |
| Apr 06 | at Pitt           |    | 2.1  | 3  | 2  | 2  | 2  | 3  | 1  | 0  | 0  | 0  | 0  | 1   | 0   | 10-8  | 0-2 | 0  | 6.75 | 52 |
| Apr 11 | MICHIGAN STATE    |    | 2.1  | 4  | 1  | 1  | 0  | 1  | 1  | 0  | 1  | 0  | 0  | 0   | 0   | 6-7   | 0-2 | 0  | 6.46 | 35 |
| Apr 16 | at Clemson        |    | 2.2  | 4  | 3  | 2  | 0  | 3  | 2  | 0  | 0  | 2  | 0  | 2   | 0   | 4-6   | 0-3 | 0  | 6.49 | -  |
| Apr 21 | VIRGINIA          |    | 3.0  | 3  | 2  | 1  | 0  | 3  | 1  | 1  | 1  | 0  | 0  | 0   | 0   | 10-7  | 0-3 | 1  | 6.14 | 42 |
| Totals |                   | 4  | 29.1 | 32 | 25 | 20 | 13 | 25 | 10 | 1  | 3  | 4  | 0  | 7   | 0   | 70-90 | 0-3 | 1  | 6.14 | -  |

# #34 VINNY MARTINEZ



Graduate Student | C

**Career Highs**

**Hits:** 4 (9x MR 5/15/22 vs Utah)  
**Runs:** 3 (4/18/23 vs Valpo)  
**RBI:** 6 (4/10/22 vs Arizona State)

**News & Notes**

- Recorded two home runs in the win over No. 8 Virginia (4/18/23)
- Finished with two home runs in the win over Valparaiso on 4/18/23
- Recorded his first home run of the season against Georgia Tech (3/11/23)
- Graduate transfer from Stanford

## CAREER SUMMARY (NOTRE DAME)

| Year  | avg  | gp-gs | ab | r  | h  | 2b | 3b | hr | rbi | tb | slg% | bb | hbp | so | gdp | ob%  | sf | sh | sb-att | po | a | e | fld%  |
|-------|------|-------|----|----|----|----|----|----|-----|----|------|----|-----|----|-----|------|----|----|--------|----|---|---|-------|
| 2023  | .271 | 27-27 | 85 | 16 | 23 | 6  | 0  | 7  | 25  | 50 | .588 | 14 | 2   | 28 | 1   | .386 | 0  | 1  | 0-0    | 76 | 5 | 0 | 1.000 |
| TOTAL | .271 | 27-27 | 85 | 16 | 23 | 6  | 0  | 7  | 25  | 50 | .588 | 14 | 2   | 28 | 1   | .386 | 0  | 1  | 0-0    | 76 | 5 | 0 | 1.000 |

## 2023 GAME-BY-GAME

### #34 Vinnie Martinez - 27 games (All games)

| Date   | Opponent          | Pos | AB   | R | H  | RBI | 2B | 3B | HR | BB | SB | CS | HBP | SAC | SF | GDP | K | PO | A  | E  | Avg  |   |      |
|--------|-------------------|-----|------|---|----|-----|----|----|----|----|----|----|-----|-----|----|-----|---|----|----|----|------|---|------|
| Feb 17 | at Lipscomb       | *c  | 2    | 0 | 0  | 0   | 0  | 0  | 0  | 1  | 0  | 0  | 0   | 0   | 0  | 0   | 2 | 9  | 1  | 0  | .000 |   |      |
| Feb 24 | at UNC Greensboro | *c  | 4    | 0 | 1  | 1   | 1  | 0  | 0  | 0  | 0  | 0  | 0   | 0   | 0  | 0   | 2 | 3  | 0  | 0  | .167 |   |      |
| Feb 26 | at UNC Greensboro | *dh | 4    | 1 | 0  | 0   | 0  | 0  | 0  | 0  | 0  | 0  | 0   | 0   | 0  | 0   | 2 | 0  | 0  | 0  | .100 |   |      |
| Mar 03 | at UAB            | *dh | 3    | 0 | 1  | 0   | 0  | 0  | 0  | 0  | 0  | 0  | 0   | 0   | 0  | 0   | 1 | 0  | 0  | 0  | .154 |   |      |
| Mar 04 | at UAB            | *c  | 3    | 1 | 0  | 1   | 0  | 0  | 0  | 0  | 0  | 0  | 0   | 1   | 0  | 0   | 0 | 9  | 1  | 0  | .125 |   |      |
| Mar 05 | at UAB            | *dh | 3    | 0 | 0  | 0   | 0  | 0  | 0  | 0  | 0  | 0  | 0   | 0   | 0  | 0   | 2 | 0  | 0  | 0  | .105 |   |      |
| Mar 11 | at Georgia Tech-2 | *c  | 5    | 1 | 1  | 1   | 0  | 0  | 1  | 1  | 0  | 0  | 0   | 0   | 0  | 0   | 2 | 10 | 0  | 0  | .125 |   |      |
| Mar 14 | vs Saint Joseph's | *c  | 2    | 0 | 0  | 0   | 0  | 0  | 0  | 1  | 0  | 0  | 0   | 0   | 0  | 0   | 0 | 4  | 0  | 0  | .115 |   |      |
| Mar 18 | at Wake Forest-2  | *c  | 2    | 0 | 0  | 0   | 0  | 0  | 0  | 0  | 0  | 0  | 0   | 0   | 0  | 0   | 2 | 7  | 0  | 0  | .107 |   |      |
| Mar 26 | LOUISVILLE-2      | *c  | 3    | 0 | 0  | 0   | 0  | 0  | 0  | 0  | 0  | 0  | 0   | 0   | 0  | 0   | 0 | 7  | 3  | 0  | .097 |   |      |
| Mar 31 | NORTH CAROLINA    | *c  | 3    | 2 | 2  | 3   | 0  | 0  | 1  | 1  | 0  | 0  | 0   | 0   | 0  | 0   | 1 | 6  | 0  | 0  | .147 |   |      |
| Apr 02 | NORTH CAROLINA-1  | *dh | 3    | 1 | 2  | 2   | 0  | 0  | 1  | 0  | 0  | 0  | 0   | 0   | 0  | 0   | 1 | 0  | 0  | 0  | .189 |   |      |
| Apr 02 | NORTH CAROLINA-2  | *c  | 4    | 2 | 1  | 2   | 0  | 0  | 1  | 0  | 0  | 0  | 0   | 0   | 0  | 0   | 1 | 11 | 0  | 0  | .195 |   |      |
| Apr 04 | NORTHWESTERN      | *dh | 4    | 0 | 1  | 3   | 1  | 0  | 0  | 0  | 0  | 0  | 0   | 0   | 0  | 0   | 1 | 0  | 0  | 0  | .200 |   |      |
| Apr 06 | at Pitt           | *dh | 3    | 1 | 1  | 2   | 0  | 0  | 0  | 1  | 0  | 0  | 0   | 0   | 0  | 0   | 2 | 0  | 0  | 0  | .208 |   |      |
| Apr 07 | at Pitt           | *dh | 4    | 0 | 0  | 0   | 0  | 0  | 0  | 0  | 0  | 0  | 0   | 0   | 0  | 0   | 2 | 0  | 0  | 0  | .192 |   |      |
| Apr 08 | at Pitt           | *dh | 1    | 0 | 0  | 0   | 0  | 0  | 0  | 2  | 0  | 0  | 0   | 0   | 0  | 0   | 0 | 0  | 0  | 0  | .189 |   |      |
| Apr 11 | MICHIGAN STATE    | *dh | 3    | 0 | 0  | 0   | 0  | 0  | 0  | 1  | 0  | 0  | 0   | 0   | 0  | 0   | 1 | 0  | 0  | 0  | .179 |   |      |
| Apr 14 | at Clemson        | *dh | 5    | 0 | 1  | 2   | 1  | 0  | 0  | 0  | 0  | 0  | 0   | 0   | 0  | 0   | 3 | 0  | 0  | 0  | .180 |   |      |
| Apr 15 | at Clemson        | *dh | 3    | 0 | 0  | 0   | 0  | 0  | 0  | 0  | 0  | 0  | 0   | 0   | 0  | 0   | 1 | 0  | 0  | 0  | .172 |   |      |
| Apr 16 | at Clemson        | *dh | 1    | 0 | 0  | 0   | 0  | 0  | 0  | 1  | 0  | 0  | 1   | 0   | 0  | 0   | 1 | 0  | 0  | 0  | .169 |   |      |
| Apr 18 | VALPARAISO        | *c  | 4    | 3 | 3  | 2   | 0  | 0  | 2  | 0  | 0  | 0  | 0   | 0   | 0  | 0   | 0 | 7  | 0  | 0  | .203 |   |      |
| Apr 19 | WESTERN MICHIGAN  | *dh | 2    | 0 | 1  | 0   | 0  | 0  | 0  | 2  | 0  | 0  | 0   | 0   | 0  | 0   | 0 | 0  | 0  | 0  | .211 |   |      |
| Apr 21 | VIRGINIA          | *dh | 4    | 0 | 3  | 1   | 1  | 0  | 0  | 0  | 0  | 0  | 0   | 0   | 0  | 0   | 0 | 0  | 0  | 0  | .240 |   |      |
| Apr 23 | VIRGINIA-1        | *dh | 3    | 2 | 2  | 3   | 0  | 0  | 1  | 1  | 0  | 0  | 1   | 0   | 0  | 0   | 1 | 0  | 0  | 0  | .256 |   |      |
| Apr 23 | VIRGINIA-2        | *c  | 3    | 1 | 2  | 2   | 2  | 0  | 0  | 1  | 0  | 0  | 0   | 0   | 0  | 0   | 0 | 3  | 0  | 0  | .272 |   |      |
| Apr 25 | at Michigan State | *dh | 4    | 1 | 1  | 0   | 0  | 0  | 0  | 1  | 0  | 0  | 0   | 0   | 0  | 1   | 0 | 0  | 0  | 0  | .271 |   |      |
| Totals |                   |     | 27gs |   | 85 | 16  | 23 | 25 | 6  | 0  | 7  | 14 | 0   | 0   | 2  | 1   | 0 | 1  | 28 | 76 | 5    | 0 | .271 |

On base pct. .386 • Slugging pct. .588



# #36 ZACH KEMPE



Sophomore | RHP  
**Career Highs**  
IP: --  
ERA: --  
Strikeouts: --

News & Notes  
.

## CAREER SUMMARY

|  |
|--|
|  |
|--|

## 2023 GAME-BY-GAME

|  |
|--|
|  |
|--|

# #38 XAVIER HIRSCH



Freshman RHP

Career Highs

IP:

Strikeouts:

News & Notes

## NOTRE DAME CAREER SUMMARY

|  |
|--|
|  |
|--|

## 2023 GAME-BY-GAME

|  |
|--|
|  |
|--|

## #40 AIDAN KRUPP



Sophomore | RHP

Career Highs

IP: --

Strikeouts: --

News & Notes

### CAREER SUMMARY

|  |
|--|
|  |
|--|

### 2023 GAME-BY-GAME

|  |
|--|
|  |
|--|

# #41 JACKSON DENNIES



**Junior | RHP**

**Career Highs**  
**IP: 4.2 (4/2/23 vs. UNC)**  
**Strikeouts: 7 (4/2/23 vs. UNC)**

**News & Notes**

- Threw a career-high seven strikeouts against No. 13 North Carolina (4/2/23)

## CAREER SUMMARY

| Year         | avg         | gp-gs      | ab       | r        | h        | 2b       | 3b       | hr       | rbi      | tb       | slg%        | bb       | hbp      | so       | gdp      | ob%         | sf       | sh       | sb-att     | po       | a        | e        | fld%         |
|--------------|-------------|------------|----------|----------|----------|----------|----------|----------|----------|----------|-------------|----------|----------|----------|----------|-------------|----------|----------|------------|----------|----------|----------|--------------|
| 2022         | .000        | 0-0        | 0        | 0        | 0        | 0        | 0        | 0        | 0        | 0        | .000        | 0        | 0        | 0        | 0        | .000        | 0        | 0        | 0-0        | 1        | 1        | 0        | 1.000        |
| 2023         | .000        | 0-0        | 0        | 0        | 0        | 0        | 0        | 0        | 0        | 0        | .000        | 0        | 0        | 0        | 0        | .000        | 0        | 0        | 0-0        | 3        | 5        | 0        | 1.000        |
| <b>TOTAL</b> | <b>.000</b> | <b>0-0</b> | <b>0</b> | <b>0</b> | <b>0</b> | <b>0</b> | <b>0</b> | <b>0</b> | <b>0</b> | <b>0</b> | <b>.000</b> | <b>0</b> | <b>0</b> | <b>0</b> | <b>0</b> | <b>.000</b> | <b>0</b> | <b>0</b> | <b>0-0</b> | <b>4</b> | <b>6</b> | <b>0</b> | <b>1.000</b> |

| Year         | era         | w-l        | app       | gs        | cg       | sho        | sv       | ip          | h         | r         | er        | bb        | so        | 2b        | 3b       | hr       | bf         | bavg        | wp       | hbp       | bk       | sfa      | sha      |
|--------------|-------------|------------|-----------|-----------|----------|------------|----------|-------------|-----------|-----------|-----------|-----------|-----------|-----------|----------|----------|------------|-------------|----------|-----------|----------|----------|----------|
| 2021         | 15.00       | 0-0        | 3         | 0         | 0        | 0/0        | 0        | 3.0         | 7         | 5         | 5         | 2         | 2         | 1         | 1        | 0        | 16         | .500        | 0        | 0         | 0        | 0        | 0        |
| 2022         | 6.35        | 1-1        | 20        | 0         | 0        | 0/0        | 0        | 17.0        | 18        | 14        | 12        | 11        | 20        | 5         | 0        | 1        | 82         | .277        | 2        | 2         | 1        | 4        | 0        |
| 2023         | 2.80        | 0-2        | 10        | 10        | 0        | 0/1        | 0        | 35.1        | 24        | 12        | 11        | 13        | 38        | 4         | 1        | 2        | 153        | .188        | 0        | 10        | 0        | 1        | 1        |
| <b>TOTAL</b> | <b>4.55</b> | <b>1-3</b> | <b>33</b> | <b>10</b> | <b>0</b> | <b>0/1</b> | <b>0</b> | <b>55.1</b> | <b>49</b> | <b>31</b> | <b>28</b> | <b>26</b> | <b>60</b> | <b>10</b> | <b>2</b> | <b>3</b> | <b>251</b> | <b>.237</b> | <b>2</b> | <b>12</b> | <b>1</b> | <b>5</b> | <b>1</b> |

## 2023 GAME-BY-GAME

**#41 Jackson Dennies - 10 appearances (All games)**

| Date          | Opponent          | GS | IP        | H           | R         | ER        | BB        | SO        | 2B        | 3B       | HR       | WP       | BK       | HBP      | IBB       | Score    | W-L          | Sv         | ERA      | NP          |          |
|---------------|-------------------|----|-----------|-------------|-----------|-----------|-----------|-----------|-----------|----------|----------|----------|----------|----------|-----------|----------|--------------|------------|----------|-------------|----------|
| Feb 19        | at Lipscomb       | *  | 3.0       | 2           | 0         | 0         | 0         | 5         | 1         | 0        | 0        | 0        | 0        | 1        | 0         | 2-4      | 0-0          | 0          | 0.00     | 60          |          |
| Feb 25        | at UNC Greensboro | *  | 2.0       | 3           | 3         | 2         | 0         | 2         | 2         | 0        | 0        | 0        | 0        | 2        | 0         | 0-12     | 0-1          | 0          | 3.60     | 36          |          |
| Mar 03        | at UAB            | *  | 3.0       | 0           | 0         | 0         | 3         | 0         | 0         | 0        | 0        | 0        | 0        | 0        | 0         | 7-2      | 0-1          | 0          | 2.25     | 55          |          |
| Mar 11        | at Georgia Tech-2 | *  | 2.2       | 2           | 3         | 3         | 3         | 3         | 0         | 0        | 1        | 0        | 0        | 1        | 0         | 17-4     | 0-1          | 0          | 4.22     | 71          |          |
| Mar 18        | at Wake Forest-1  | *  | 3.2       | 5           | 2         | 2         | 1         | 3         | 0         | 1        | 1        | 0        | 0        | 1        | 0         | 1-4      | 0-2          | 0          | 4.40     | 50          |          |
| Mar 24        | LOUISVILLE        | *  | 3.2       | 3           | 2         | 2         | 2         | 4         | 0         | 0        | 0        | 0        | 0        | 0        | 0         | 4-3      | 0-2          | 0          | 4.50     | 72          |          |
| Mar 28        | BUTLER            | *  | 4.0       | 0           | 0         | 0         | 0         | 6         | 0         | 0        | 0        | 0        | 0        | 0        | 0         | 4-0      | 0-2          | 0          | 3.68     | 44          |          |
| Apr 02        | NORTH CAROLINA-2  | *  | 4.2       | 2           | 0         | 0         | 0         | 7         | 1         | 0        | 0        | 0        | 0        | 2        | 0         | 9-1      | 0-2          | 0          | 3.04     | 65          |          |
| Apr 07        | at Pitt           | *  | 4.2       | 1           | 0         | 0         | 3         | 6         | 0         | 0        | 0        | 0        | 0        | 2        | 0         | 11-2     | 0-2          | 0          | 2.59     | 72          |          |
| Apr 14        | at Clemson        | *  | 4.0       | 6           | 2         | 2         | 1         | 2         | 0         | 0        | 0        | 0        | 0        | 1        | 0         | 10-4     | 0-2          | 0          | 2.80     | -           |          |
| <b>Totals</b> |                   |    | <b>10</b> | <b>35.1</b> | <b>24</b> | <b>12</b> | <b>11</b> | <b>13</b> | <b>38</b> | <b>4</b> | <b>1</b> | <b>2</b> | <b>0</b> | <b>0</b> | <b>10</b> | <b>0</b> | <b>65-36</b> | <b>0-2</b> | <b>0</b> | <b>2.80</b> | <b>-</b> |

# #42 BROOKS COETZEE



Graduate Student | OF

**Career Highs**

Hits: 4 (2/18/22 vs. MC)  
 Runs: 4 (4/11/23 vs. GT)  
 HR: 2 (2/18/22 vs. MC)  
 RBI: 5 (2x, MR 3/8/22 at EU)

**News & Notes**

- Hit his first home run of the season in the win over Louisville (3/26/23)
- Second on the team for homeruns (12) last season
- Tied a career high with 5 RBI against Elon (3/8/22)
- Set a career high with 2 home runs and 4 hits against Manhattan (2/18/22)

## CAREER SUMMARY

| Year  | avg  | gp-gs   | ab  | r   | h   | 2b | 3b | hr | rbi | tb  | slg% | bb | hbp | so  | gdp | ob%  | sf | sh | sb-att | po  | a | e | fld%  |
|-------|------|---------|-----|-----|-----|----|----|----|-----|-----|------|----|-----|-----|-----|------|----|----|--------|-----|---|---|-------|
| 2019  | .217 | 20-13   | 46  | 5   | 10  | 2  | 0  | 0  | 4   | 12  | .261 | 3  | 3   | 12  | 0   | .308 | 0  | 1  | 0-0    | 20  | 0 | 2 | .909  |
| 2020  | .316 | 6-6     | 19  | 5   | 6   | 1  | 0  | 0  | 3   | 7   | .368 | 5  | 3   | 6   | 0   | .519 | 0  | 0  | 2-2    | 10  | 0 | 0 | 1.000 |
| 2021  | .274 | 44-37   | 146 | 25  | 40  | 8  | 1  | 6  | 29  | 68  | .466 | 9  | 6   | 38  | 3   | .337 | 2  | 1  | 11-13  | 73  | 3 | 1 | .987  |
| 2022  | .266 | 57-57   | 218 | 41  | 58  | 8  | 0  | 11 | 42  | 99  | .454 | 16 | 16  | 42  | 3   | .354 | 4  | 0  | 6-10   | 69  | 3 | 0 | 1.000 |
| 2023  | .259 | 37-33   | 108 | 24  | 28  | 5  | 1  | 1  | 15  | 38  | .352 | 11 | 24  | 24  | 0   | .441 | 0  | 3  | 9-12   | 46  | 1 | 1 | .979  |
| TOTAL | .264 | 164-146 | 537 | 100 | 142 | 24 | 2  | 18 | 93  | 224 | .417 | 44 | 52  | 122 | 6   | .372 | 6  | 5  | 28-37  | 218 | 7 | 4 | .983  |

## 2023 GAME-BY-GAME

### #42 Brooks Coetzee - 37 games (All games)

| Date   | Opponent          | Pos | AB   | R   | H  | RBI | 2B | 3B | HR | BB | SB | CS | HBP | SAC | SF | GDP | K  | PO | A | E | Avg  |
|--------|-------------------|-----|------|-----|----|-----|----|----|----|----|----|----|-----|-----|----|-----|----|----|---|---|------|
| Feb 17 | at Lipscomb       | *of | 3    | 0   | 1  | 0   | 0  | 0  | 0  | 1  | 0  | 0  | 0   | 0   | 0  | 0   | 1  | 1  | 0 | 0 | .333 |
| Feb 18 | at Lipscomb       | *of | 2    | 2   | 0  | 1   | 0  | 0  | 0  | 0  | 0  | 0  | 0   | 3   | 0  | 0   | 1  | 1  | 0 | 0 | .200 |
| Feb 19 | at Lipscomb       | *of | 3    | 0   | 0  | 0   | 0  | 0  | 0  | 0  | 0  | 0  | 1   | 0   | 0  | 0   | 0  | 1  | 0 | 0 | .125 |
| Feb 24 | at UNC Greensboro | *of | 5    | 0   | 1  | 1   | 0  | 0  | 0  | 0  | 0  | 1  | 0   | 0   | 0  | 0   | 3  | 0  | 0 | 0 | .154 |
| Feb 25 | at UNC Greensboro | *of | 2    | 0   | 0  | 0   | 0  | 0  | 0  | 1  | 0  | 0  | 1   | 0   | 0  | 0   | 0  | 1  | 0 | 0 | .133 |
| Feb 26 | at UNC Greensboro | *of | 4    | 0   | 3  | 1   | 0  | 0  | 0  | 0  | 0  | 1  | 0   | 0   | 0  | 0   | 1  | 2  | 0 | 0 | .263 |
| Mar 03 | at UAB            | *of | 5    | 2   | 2  | 2   | 1  | 1  | 0  | 0  | 0  | 0  | 0   | 0   | 0  | 0   | 0  | 1  | 0 | 0 | .292 |
| Mar 04 | at UAB            | *of | 3    | 1   | 1  | 0   | 0  | 0  | 0  | 0  | 1  | 0  | 0   | 2   | 0  | 0   | 0  | 1  | 2 | 0 | .296 |
| Mar 05 | at UAB            | *of | 3    | 0   | 0  | 0   | 0  | 0  | 0  | 0  | 0  | 0  | 1   | 0   | 0  | 0   | 1  | 0  | 0 | 0 | .267 |
| Mar 10 | at Georgia Tech   | *of | 3    | 1   | 1  | 1   | 0  | 0  | 0  | 0  | 0  | 0  | 2   | 0   | 0  | 0   | 1  | 1  | 0 | 1 | .273 |
| Mar 11 | at Georgia Tech-1 | *of | 2    | 0   | 0  | 0   | 0  | 0  | 0  | 1  | 0  | 0  | 0   | 0   | 0  | 0   | 0  | 0  | 0 | 0 | .257 |
| Mar 11 | at Georgia Tech-2 | *of | 4    | 4   | 2  | 0   | 1  | 0  | 0  | 1  | 0  | 0  | 1   | 0   | 0  | 0   | 0  | 2  | 0 | 0 | .282 |
| Mar 14 | vs Saint Joseph's | *of | 2    | 0   | 0  | 0   | 0  | 0  | 0  | 1  | 0  | 0  | 1   | 0   | 0  | 0   | 0  | 2  | 0 | 0 | .268 |
| Mar 15 | vs Saint Joseph's | *of | 2    | 2   | 1  | 1   | 0  | 0  | 0  | 0  | 0  | 0  | 4   | 0   | 0  | 0   | 0  | 4  | 0 | 0 | .279 |
| Mar 18 | at Wake Forest-1  | *of | 3    | 0   | 0  | 0   | 0  | 0  | 0  | 0  | 0  | 0  | 1   | 0   | 0  | 0   | 2  | 1  | 0 | 0 | .261 |
| Mar 18 | at Wake Forest-2  | *of | 2    | 0   | 0  | 0   | 0  | 0  | 0  | 1  | 0  | 0  | 0   | 0   | 0  | 0   | 1  | 1  | 0 | 0 | .250 |
| Mar 19 | at Wake Forest    | *of | 4    | 1   | 2  | 1   | 1  | 0  | 0  | 0  | 0  | 0  | 0   | 0   | 0  | 0   | 2  | 1  | 0 | 0 | .269 |
| Mar 21 | VALPARAISO        | *of | 4    | 0   | 0  | 0   | 0  | 0  | 0  | 0  | 0  | 0  | 1   | 0   | 0  | 0   | 1  | 1  | 1 | 0 | .250 |
| Mar 24 | LOUISVILLE        | *of | 3    | 0   | 0  | 0   | 0  | 0  | 0  | 1  | 0  | 0  | 1   | 0   | 0  | 0   | 2  | 0  | 0 | 0 | .237 |
| Mar 26 | LOUISVILLE-1      | *of | 3    | 1   | 2  | 1   | 0  | 0  | 1  | 1  | 1  | 1  | 1   | 0   | 0  | 0   | 1  | 1  | 0 | 0 | .258 |
| Mar 26 | LOUISVILLE-2      | *of | 3    | 0   | 0  | 0   | 0  | 0  | 0  | 0  | 0  | 0  | 0   | 0   | 0  | 0   | 1  | 1  | 0 | 0 | .246 |
| Mar 28 | BUTLER            | *of | 3    | 0   | 1  | 0   | 0  | 0  | 0  | 0  | 2  | 0  | 1   | 0   | 0  | 0   | 0  | 1  | 0 | 0 | .250 |
| Mar 31 | NORTH CAROLINA    | *of | 4    | 1   | 1  | 0   | 0  | 0  | 0  | 0  | 0  | 0  | 0   | 0   | 0  | 0   | 1  | 1  | 0 | 0 | .250 |
| Apr 02 | NORTH CAROLINA-1  | *of | 3    | 1   | 1  | 0   | 0  | 0  | 0  | 1  | 0  | 0  | 0   | 0   | 0  | 0   | 0  | 1  | 0 | 0 | .253 |
| Apr 02 | NORTH CAROLINA-2  | *of | 4    | 2   | 1  | 1   | 0  | 0  | 0  | 0  | 1  | 0  | 1   | 0   | 0  | 0   | 1  | 0  | 0 | 0 | .253 |
| Apr 04 | NORTHWESTERN      | *of | 1    | 1   | 0  | 1   | 0  | 0  | 0  | 1  | 0  | 0  | 1   | 1   | 0  | 0   | 0  | 2  | 0 | 0 | .250 |
| Apr 06 | at Pitt           | *of | 3    | 1   | 0  | 0   | 0  | 0  | 0  | 1  | 1  | 0  | 0   | 0   | 0  | 0   | 1  | 1  | 0 | 0 | .241 |
| Apr 07 | at Pitt           | *of | 5    | 1   | 2  | 0   | 0  | 0  | 0  | 1  | 0  | 0  | 0   | 0   | 0  | 0   | 0  | 2  | 0 | 0 | .250 |
| Apr 08 | at Pitt           | *of | 5    | 0   | 0  | 0   | 0  | 0  | 0  | 0  | 1  | 0  | 0   | 0   | 0  | 0   | 1  | 3  | 0 | 0 | .237 |
| Apr 11 | MICHIGAN STATE    | *of | 4    | 0   | 1  | 0   | 0  | 0  | 0  | 0  | 0  | 0  | 1   | 0   | 0  | 0   | 1  | 0  | 0 | 0 | .237 |
| Apr 14 | at Clemson        | *of | 5    | 1   | 3  | 3   | 1  | 0  | 0  | 0  | 0  | 0  | 0   | 0   | 0  | 0   | 1  | 3  | 0 | 0 | .255 |
| Apr 15 | at Clemson        | *of | 3    | 1   | 0  | 0   | 0  | 0  | 0  | 0  | 1  | 0  | 1   | 0   | 0  | 0   | 1  | 2  | 0 | 0 | .248 |
| Apr 16 | at Clemson        | *of | 3    | 0   | 2  | 1   | 1  | 0  | 0  | 0  | 0  | 0  | 1   | 1   | 0  | 0   | 0  | 3  | 0 | 0 | .259 |
| Apr 19 | WESTERN MICHIGAN  | pr  | 0    | 1   | 0  | 0   | 0  | 0  | 0  | 0  | 0  | 0  | 0   | 0   | 0  | 0   | 0  | 0  | 0 | 0 | .259 |
| Apr 21 | VIRGINIA          | of  | 0    | 0   | 0  | 0   | 0  | 0  | 0  | 0  | 0  | 0  | 0   | 0   | 0  | 0   | 0  | 0  | 0 | 0 | .259 |
| Apr 23 | VIRGINIA-1        | of  | 0    | 0   | 0  | 0   | 0  | 0  | 0  | 0  | 0  | 0  | 0   | 0   | 0  | 0   | 0  | 0  | 0 | 0 | .259 |
| Apr 23 | VIRGINIA-2        | of  | 0    | 0   | 0  | 0   | 0  | 0  | 0  | 0  | 0  | 0  | 0   | 0   | 0  | 0   | 0  | 1  | 0 | 0 | .259 |
| Totals |                   |     | 33gs | 108 | 24 | 28  | 15 | 5  | 1  | 11 | 9  | 3  | 24  | 3   | 0  | 0   | 24 | 46 | 1 | 1 | .259 |

On base pct. .441 • Slugging pct. .352

# #43 WILL MERCER



Graduate Student | LHP

**Career Highs**

IP: 7.0 (6/5/21 vs. UC)

Strikeouts: 5 (3x, MR 4/6/23 at Pitt)

**News & Notes**

- Threw five strikeouts at Pitt (4/6/23)

## CAREER SUMMARY

| Year  | avg  | gp-gs | ab | r | h | 2b | 3b | hr | rbi | tb | slg% | bb | hbp | so | gdp | ob%  | sf | sh | sb-att | po | a  | e | fld%  |
|-------|------|-------|----|---|---|----|----|----|-----|----|------|----|-----|----|-----|------|----|----|--------|----|----|---|-------|
| 2020  | .000 | 0-0   | 0  | 0 | 0 | 0  | 0  | 0  | 0   | 0  | .000 | 0  | 0   | 0  | 0   | .000 | 0  | 0  | 0-0    | 1  | 0  | 0 | 1.000 |
| 2021  | .000 | 0-0   | 0  | 0 | 0 | 0  | 0  | 0  | 0   | 0  | .000 | 0  | 0   | 0  | 0   | .000 | 0  | 0  | 0-0    | 2  | 6  | 0 | 1.000 |
| 2022  | .000 | 0-0   | 0  | 0 | 0 | 0  | 0  | 0  | 0   | 0  | .000 | 0  | 0   | 0  | 0   | .000 | 0  | 0  | 0-0    | 0  | 3  | 0 | 1.000 |
| 2023  | .000 | 0-0   | 0  | 0 | 0 | 0  | 0  | 0  | 0   | 0  | .000 | 0  | 0   | 0  | 0   | .000 | 0  | 0  | 0-0    | 0  | 4  | 1 | .800  |
| TOTAL | .000 | 0-0   | 0  | 0 | 0 | 0  | 0  | 0  | 0   | 0  | .000 | 0  | 0   | 0  | 0   | .000 | 0  | 0  | 0-0    | 3  | 13 | 1 | .941  |

| Year  | era  | w-l | app | gs | cg | sho | sv | ip    | h   | r  | er | bb | so | 2b | 3b | hr | bf  | bavg | wp | hbp | bk | sfa | sha |
|-------|------|-----|-----|----|----|-----|----|-------|-----|----|----|----|----|----|----|----|-----|------|----|-----|----|-----|-----|
| 2020  | 7.94 | 0-0 | 2   | 2  | 0  | 0/0 | 0  | 5.2   | 5   | 5  | 5  | 1  | 6  | 1  | 0  | 0  | 26  | .238 | 0  | 4   | 0  | 0   | 0   |
| 2021  | 4.92 | 4-3 | 18  | 11 | 0  | 0/2 | 2  | 56.2  | 63  | 33 | 31 | 19 | 44 | 7  | 0  | 6  | 251 | .278 | 0  | 3   | 1  | 1   | 1   |
| 2022  | 4.95 | 2-1 | 12  | 3  | 0  | 0/1 | 1  | 20.0  | 21  | 11 | 11 | 8  | 20 | 4  | 0  | 2  | 86  | .284 | 2  | 2   | 0  | 1   | 1   |
| 2023  | 3.60 | 2-0 | 11  | 0  | 0  | 0/0 | 2  | 20.0  | 15  | 9  | 8  | 10 | 22 | 1  | 0  | 1  | 85  | .205 | 1  | 1   | 0  | 0   | 1   |
| TOTAL | 4.84 | 8-4 | 43  | 16 | 0  | 0/3 | 5  | 102.1 | 104 | 58 | 55 | 38 | 92 | 13 | 0  | 9  | 448 | .263 | 3  | 10  | 1  | 2   | 3   |

## 2023 GAME-BY-GAME

### #43 Will Mercer - 4 games (All games)

| Date   | Opponent         | Pos | AB | R | H | RBI | 2B | 3B | HR | BB | SB | CS | HBP | SAC | SF | GDP | K | PO | A | E | Avg  |
|--------|------------------|-----|----|---|---|-----|----|----|----|----|----|----|-----|-----|----|-----|---|----|---|---|------|
| Mar 04 | at UAB           | p   | 0  | 0 | 0 | 0   | 0  | 0  | 0  | 0  | 0  | 0  | 0   | 0   | 0  | 0   | 0 | 0  | 1 | 1 | .000 |
| Apr 02 | NORTH CAROLINA-1 | p   | 0  | 0 | 0 | 0   | 0  | 0  | 0  | 0  | 0  | 0  | 0   | 0   | 0  | 0   | 0 | 0  | 1 | 0 | .000 |
| Apr 11 | MICHIGAN STATE   | p   | 0  | 0 | 0 | 0   | 0  | 0  | 0  | 0  | 0  | 0  | 0   | 0   | 0  | 0   | 0 | 0  | 1 | 0 | .000 |
| Apr 23 | VIRGINIA-1       | p   | 0  | 0 | 0 | 0   | 0  | 0  | 0  | 0  | 0  | 0  | 0   | 0   | 0  | 0   | 0 | 0  | 1 | 0 | .000 |
| Totals |                  | 0gs | 0  | 0 | 0 | 0   | 0  | 0  | 0  | 0  | 0  | 0  | 0   | 0   | 0  | 0   | 0 | 0  | 4 | 1 | .000 |

On base pct. .000 • Slugging pct. .000

### #43 Will Mercer - 11 appearances (All games)

| Date   | Opponent          | GS | IP   | H  | R | ER | BB | SO | 2B | 3B | HR | WP | BK | HBP | IBB | Score | W-L | Sv | ERA  | NP |
|--------|-------------------|----|------|----|---|----|----|----|----|----|----|----|----|-----|-----|-------|-----|----|------|----|
| Feb 19 | at Lipscomb       |    | 2.0  | 1  | 0 | 0  | 1  | 4  | 0  | 0  | 0  | 0  | 0  | 0   | 0   | 2-4   | 0-0 | 0  | 0.00 | 30 |
| Feb 26 | at UNC Greensboro |    | 1.1  | 2  | 0 | 0  | 0  | 3  | 0  | 0  | 0  | 0  | 0  | 0   | 0   | 7-4   | 0-0 | 0  | 0.00 | 25 |
| Mar 04 | at UAB            |    | 2.1  | 2  | 3 | 3  | 1  | 3  | 0  | 0  | 1  | 0  | 0  | 0   | 0   | 7-3   | 1-0 | 0  | 4.76 | 28 |
| Mar 11 | at Georgia Tech-2 |    | 1.1  | 3  | 1 | 1  | 0  | 1  | 0  | 0  | 0  | 1  | 0  | 0   | 0   | 17-4  | 1-0 | 0  | 5.14 | 35 |
| Mar 19 | at Wake Forest    |    | 1.2  | 0  | 0 | 0  | 0  | 3  | 0  | 0  | 0  | 0  | 0  | 0   | 0   | 3-1   | 1-0 | 1  | 4.15 | 17 |
| Mar 26 | LOUISVILLE-1      |    | 2.0  | 1  | 1 | 0  | 2  | 1  | 0  | 0  | 0  | 0  | 0  | 0   | 0   | 5-4   | 1-0 | 2  | 3.38 | 40 |
| Apr 02 | NORTH CAROLINA-1  |    | 1.2  | 0  | 2 | 2  | 3  | 1  | 0  | 0  | 0  | 0  | 0  | 0   | 0   | 2-5   | 1-0 | 2  | 4.38 | 44 |
| Apr 06 | at Pitt           |    | 2.0  | 1  | 1 | 1  | 1  | 5  | 0  | 0  | 0  | 0  | 0  | 1   | 0   | 10-8  | 2-0 | 2  | 4.40 | 51 |
| Apr 11 | MICHIGAN STATE    |    | 2.2  | 4  | 1 | 1  | 2  | 0  | 0  | 0  | 0  | 0  | 0  | 0   | 0   | 6-7   | 2-0 | 2  | 4.24 | 40 |
| Apr 16 | at Clemson        |    | 1.1  | 1  | 0 | 0  | 0  | 0  | 1  | 0  | 0  | 0  | 0  | 0   | 0   | 4-6   | 2-0 | 2  | 3.93 | -  |
| Apr 23 | VIRGINIA-1        |    | 1.2  | 0  | 0 | 0  | 0  | 1  | 0  | 0  | 0  | 0  | 0  | 0   | 0   | 10-2  | 2-0 | 2  | 3.60 | 19 |
| Totals |                   | 0  | 20.0 | 15 | 9 | 8  | 10 | 22 | 1  | 0  | 1  | 1  | 0  | 1   | 0   | 73-48 | 2-0 | 2  | 3.60 | -  |

# #44 BLAKE HELY



**Graduate Student | RHP**

**Career Highs**  
**IP:** 9 (5/13/22 vs Saint Joseph's)  
**Strikeouts:** 14 (2/26/22 vs Bryant)

- News & Notes**
- Pitched a season-high 7.1 innings and recorded eight strikeouts in the win over No. 8 Virginia (4/23/23)
  - Graduate transfer from Davidson
  - Atlantic 10 Pitcher of the Year (2022) || Atlantic 10 First Team (2022) || ABCA All-Atlantic Region Team (2022)
  - Held opponents to a .207 batting average, led the A-10 with 6.86 hits allowed per nine innings and was second in the league with 97 strikeouts

## CAREER SUMMARY (NOTRE DAME)

| Year  | avg  | gp-gs | ab | r | h | 2b | 3b | hr | rbi | tb | slg% | bb | hbp | so | gdp | ob%  | sf | sh | sb-att | po | a | e | fld%  |
|-------|------|-------|----|---|---|----|----|----|-----|----|------|----|-----|----|-----|------|----|----|--------|----|---|---|-------|
| 2023  | .000 | 0-0   | 0  | 0 | 0 | 0  | 0  | 0  | 0   | 0  | .000 | 0  | 0   | 0  | 0   | .000 | 0  | 0  | 0-0    | 4  | 4 | 0 | 1.000 |
| TOTAL | .000 | 0-0   | 0  | 0 | 0 | 0  | 0  | 0  | 0   | 0  | .000 | 0  | 0   | 0  | 0   | .000 | 0  | 0  | 0-0    | 4  | 4 | 0 | 1.000 |

| Year  | era  | w-l | app | gs | cg | sho | sv | ip   | h  | r  | er | bb | so | 2b | 3b | hr | bf  | bavg | wp | hbp | bk | sfa | sha |
|-------|------|-----|-----|----|----|-----|----|------|----|----|----|----|----|----|----|----|-----|------|----|-----|----|-----|-----|
| 2023  | 4.82 | 2-1 | 12  | 10 | 0  | 0/0 | 0  | 46.2 | 42 | 26 | 25 | 23 | 45 | 15 | 1  | 6  | 203 | .243 | 3  | 5   | 0  | 1   | 1   |
| TOTAL | 4.82 | 2-1 | 12  | 10 | 0  | 0/0 | 0  | 46.2 | 42 | 26 | 25 | 23 | 45 | 15 | 1  | 6  | 203 | .243 | 3  | 5   | 0  | 1   | 1   |

## 2023 GAME-BY-GAME

### #44 Blake Hely - 7 games (All games)

| Date   | Opponent          | Pos | AB | R | H | RBI | 2B | 3B | HR | BB | SB | CS | HBP | SAC | SF | GDP | K | PO | A | E | Avg  |
|--------|-------------------|-----|----|---|---|-----|----|----|----|----|----|----|-----|-----|----|-----|---|----|---|---|------|
| Feb 17 | at Lipscomb       | *p  | 0  | 0 | 0 | 0   | 0  | 0  | 0  | 0  | 0  | 0  | 0   | 0   | 0  | 0   | 0 | 1  | 0 | 0 | .000 |
| Feb 26 | at UNC Greensboro | *p  | 0  | 0 | 0 | 0   | 0  | 0  | 0  | 0  | 0  | 0  | 0   | 0   | 0  | 0   | 0 | 1  | 0 | 0 | .000 |
| Mar 04 | at UAB            | *p  | 0  | 0 | 0 | 0   | 0  | 0  | 0  | 0  | 0  | 0  | 0   | 0   | 0  | 0   | 0 | 0  | 1 | 0 | .000 |
| Mar 10 | at Georgia Tech   | *p  | 0  | 0 | 0 | 0   | 0  | 0  | 0  | 0  | 0  | 0  | 0   | 0   | 0  | 0   | 0 | 0  | 1 | 0 | .000 |
| Mar 14 | vs Saint Joseph's | p   | 0  | 0 | 0 | 0   | 0  | 0  | 0  | 0  | 0  | 0  | 0   | 0   | 0  | 0   | 0 | 0  | 1 | 0 | .000 |
| Mar 19 | at Wake Forest    | p   | 0  | 0 | 0 | 0   | 0  | 0  | 0  | 0  | 0  | 0  | 0   | 0   | 0  | 0   | 0 | 2  | 0 | 0 | .000 |
| Mar 26 | LOUISVILLE-2      | *p  | 0  | 0 | 0 | 0   | 0  | 0  | 0  | 0  | 0  | 0  | 0   | 0   | 0  | 0   | 0 | 0  | 1 | 0 | .000 |
| Totals |                   | 5gs | 0  | 0 | 0 | 0   | 0  | 0  | 0  | 0  | 0  | 0  | 0   | 0   | 0  | 0   | 0 | 4  | 4 | 0 | .000 |

On base pct. .000 • Slugging pct. .000

### #44 Blake Hely - 12 appearances (All games)

| Date   | Opponent          | GS | IP   | H  | R  | ER | BB | SO | 2B | 3B | HR | WP | BK | HBP | IBB | Score | W-L | Sv | ERA  | NP  |
|--------|-------------------|----|------|----|----|----|----|----|----|----|----|----|----|-----|-----|-------|-----|----|------|-----|
| Feb 17 | at Lipscomb       | *  | 3.0  | 4  | 3  | 3  | 3  | 1  | 1  | 0  | 1  | 0  | 0  | 0   | 0   | 4-5   | 0-1 | 0  | 9.00 | 65  |
| Feb 26 | at UNC Greensboro | *  | 3.2  | 2  | 3  | 3  | 1  | 1  | 0  | 0  | 1  | 0  | 0  | 1   | 0   | 7-4   | 0-1 | 0  | 8.10 | 73  |
| Mar 04 | at UAB            | *  | 3.2  | 3  | 0  | 0  | 3  | 4  | 1  | 0  | 0  | 0  | 0  | 0   | 0   | 7-3   | 0-1 | 0  | 5.23 | 63  |
| Mar 10 | at Georgia Tech   | *  | 2.1  | 4  | 2  | 2  | 1  | 0  | 2  | 0  | 0  | 2  | 0  | 1   | 0   | 4-7   | 0-1 | 0  | 5.68 | 50  |
| Mar 14 | vs Saint Joseph's |    | 4.0  | 1  | 0  | 0  | 1  | 3  | 1  | 0  | 0  | 0  | 0  | 0   | 0   | 6-3   | 1-1 | 0  | 4.32 | 43  |
| Mar 19 | at Wake Forest    |    | 1.2  | 2  | 1  | 0  | 1  | 3  | 1  | 0  | 0  | 0  | 0  | 0   | 0   | 3-1   | 1-1 | 0  | 3.93 | 34  |
| Mar 26 | LOUISVILLE-2      | *  | 4.0  | 4  | 1  | 1  | 1  | 6  | 2  | 0  | 0  | 0  | 0  | 0   | 0   | 1-2   | 1-1 | 0  | 3.63 | 69  |
| Mar 31 | NORTH CAROLINA    | *  | 5.0  | 2  | 4  | 4  | 4  | 6  | 2  | 0  | 0  | 1  | 0  | 2   | 0   | 8-10  | 1-1 | 0  | 4.28 | 86  |
| Apr 06 | at Pitt           | *  | 4.0  | 5  | 3  | 3  | 1  | 5  | 2  | 0  | 1  | 0  | 0  | 0   | 0   | 10-8  | 1-1 | 0  | 4.60 | 71  |
| Apr 11 | MICHIGAN STATE    | *  | 4.0  | 3  | 4  | 4  | 3  | 3  | 0  | 1  | 2  | 0  | 0  | 0   | 0   | 6-7   | 1-1 | 0  | 5.09 | 68  |
| Apr 16 | at Clemson        | *  | 4.0  | 6  | 3  | 3  | 1  | 5  | 2  | 0  | 0  | 0  | 0  | 0   | 0   | 4-6   | 1-1 | 0  | 5.26 | -   |
| Apr 23 | VIRGINIA-1        | *  | 7.1  | 6  | 2  | 2  | 3  | 8  | 1  | 0  | 1  | 0  | 0  | 1   | 0   | 10-2  | 2-1 | 0  | 4.82 | 116 |
| Totals |                   | 10 | 46.2 | 42 | 26 | 25 | 23 | 45 | 15 | 1  | 6  | 3  | 0  | 5   | 0   | 70-58 | 2-1 | 0  | 4.82 | -   |

# #45 JUSTIN MOORE



**Graduate Student | RHP**

**Career Highs**  
**IP:** 3 (2/19/22 vs Cal St. Fullerton)  
**Strikeouts:** 3 (4/5/22 vs St. Mary's (CA))

**News & Notes**

- Graduate transfer from Stanford

## CAREER SUMMARY (NOTRE DAME)

| Year  | avg  | gp-gs | ab | r | h | 2b | 3b | hr | rbi | tb | slg% | bb | hbp | so | gdp | ob%  | sf | sh | sb-att | po | a | e | fld%  |
|-------|------|-------|----|---|---|----|----|----|-----|----|------|----|-----|----|-----|------|----|----|--------|----|---|---|-------|
| 2023  | .000 | 0-0   | 0  | 0 | 0 | 0  | 0  | 0  | 0   | 0  | .000 | 0  | 0   | 0  | 0   | .000 | 0  | 0  | 0-0    | 1  | 0 | 0 | 1.000 |
| TOTAL | .000 | 0-0   | 0  | 0 | 0 | 0  | 0  | 0  | 0   | 0  | .000 | 0  | 0   | 0  | 0   | .000 | 0  | 0  | 0-0    | 1  | 0 | 0 | 1.000 |

| Year  | era  | w-l | app | gs | cg | sho | sv | ip  | h | r | er | bb | so | 2b | 3b | hr | bf | bavg | wp | hbp | bk | sfa | sha |
|-------|------|-----|-----|----|----|-----|----|-----|---|---|----|----|----|----|----|----|----|------|----|-----|----|-----|-----|
| 2023  | 1.86 | 0-0 | 8   | 0  | 0  | 0/1 | 0  | 9.2 | 5 | 3 | 2  | 9  | 8  | 0  | 0  | 0  | 42 | .172 | 0  | 2   | 0  | 0   | 2   |
| TOTAL | 1.86 | 0-0 | 8   | 0  | 0  | 0/1 | 0  | 9.2 | 5 | 3 | 2  | 9  | 8  | 0  | 0  | 0  | 42 | .172 | 0  | 2   | 0  | 0   | 2   |

## 2023 GAME-BY-GAME

### #45 Justin Moore - 1 game (All games)

| Date   | Opponent        | Pos | AB | R | H | RBI | 2B | 3B | HR | BB | SB | CS | HBP | SAC | SF | GDP | K | PO | A | E | Avg  |
|--------|-----------------|-----|----|---|---|-----|----|----|----|----|----|----|-----|-----|----|-----|---|----|---|---|------|
| Mar 10 | at Georgia Tech | p   | 0  | 0 | 0 | 0   | 0  | 0  | 0  | 0  | 0  | 0  | 0   | 0   | 0  | 0   | 0 | 1  | 0 | 0 | .000 |
| Totals |                 | 0gs | 0  | 0 | 0 | 0   | 0  | 0  | 0  | 0  | 0  | 0  | 0   | 0   | 0  | 0   | 0 | 1  | 0 | 0 | .000 |

On base pct. .000 • Slugging pct. .000

### #45 Justin Moore - 8 appearances (All games)

| Date   | Opponent          | GS | IP  | H | R | ER | BB | SO | 2B | 3B | HR | WP | BK | HBP | IBB | Score | W-L | Sv | ERA  | NP |
|--------|-------------------|----|-----|---|---|----|----|----|----|----|----|----|----|-----|-----|-------|-----|----|------|----|
| Feb 25 | at UNC Greensboro |    | 2.0 | 1 | 1 | 0  | 1  | 1  | 0  | 0  | 0  | 0  | 0  | 2   | 0   | 0-12  | 0-0 | 0  | 0.00 | 29 |
| Mar 10 | at Georgia Tech   |    | 1.0 | 0 | 0 | 0  | 2  | 0  | 0  | 0  | 0  | 0  | 0  | 0   | 0   | 4-7   | 0-0 | 0  | 0.00 | 20 |
| Mar 15 | vs Saint Joseph's |    | 0.0 | 0 | 2 | 2  | 2  | 0  | 0  | 0  | 0  | 0  | 0  | 0   | 0   | 10-9  | 0-0 | 0  | 6.00 | 10 |
| Apr 04 | NORTHWESTERN      |    | 1.0 | 0 | 0 | 0  | 0  | 1  | 0  | 0  | 0  | 0  | 0  | 0   | 0   | 12-0  | 0-0 | 0  | 4.50 | 15 |
| Apr 11 | MICHIGAN STATE    |    | 0.1 | 0 | 0 | 0  | 0  | 1  | 0  | 0  | 0  | 0  | 0  | 0   | 0   | 6-7   | 0-0 | 0  | 4.15 | 4  |
| Apr 15 | at Clemson        |    | 2.2 | 4 | 0 | 0  | 2  | 1  | 0  | 0  | 0  | 0  | 0  | 0   | 0   | 1-5   | 0-0 | 0  | 2.57 | -  |
| Apr 19 | WESTERN MICHIGAN  |    | 2.0 | 0 | 0 | 0  | 2  | 3  | 0  | 0  | 0  | 0  | 0  | 0   | 0   | 2-1   | 0-0 | 0  | 2.00 | 32 |
| Apr 25 | at Michigan State |    | 0.2 | 0 | 0 | 0  | 0  | 1  | 0  | 0  | 0  | 0  | 0  | 0   | 0   | 5-12  | 0-0 | 0  | 1.86 | 4  |
| Totals |                   | 0  | 9.2 | 5 | 3 | 2  | 9  | 8  | 0  | 0  | 0  | 0  | 0  | 2   | 0   | 40-53 | 0-0 | 0  | 1.86 | -  |



## #47 TONY LINDWEDEL



Junior | C

**Career Highs**

**Hits:** 1 (2x MR 4/23/22 vs Wake Forest)

**Runs:** 2 (2/25/22 vs. Marist)

**RBI:** 1 (4/23/22 vs. Wake Forest)

**News & Notes**

- Hit his first career home run against No. 4 Wake Forest (3/18/23)

### CAREER SUMMARY

| Year  | avg  | gp-gs | ab | r | h | 2b | 3b | hr | rbi | tb | slg%  | bb | hbp | so | gdp | ob%  | sf | sh | sb-alt | po | a | e | fld%  |
|-------|------|-------|----|---|---|----|----|----|-----|----|-------|----|-----|----|-----|------|----|----|--------|----|---|---|-------|
| 2022  | .500 | 7-0   | 4  | 3 | 2 | 1  | 0  | 0  | 1   | 3  | .750  | 1  | 0   | 1  | 0   | .600 | 0  | 0  | 0-0    | 12 | 0 | 0 | 1.000 |
| 2023  | .333 | 3-0   | 3  | 2 | 1 | 0  | 0  | 1  | 2   | 4  | 1.333 | 0  | 0   | 1  | 0   | .333 | 0  | 0  | 0-0    | 1  | 0 | 0 | 1.000 |
| TOTAL | .429 | 10-0  | 7  | 5 | 3 | 1  | 0  | 1  | 3   | 7  | 1.000 | 1  | 0   | 2  | 0   | .500 | 0  | 0  | 0-0    | 13 | 0 | 0 | 1.000 |

### 2023 GAME-BY-GAME

#### #47 Tony Lindwedel - 3 games (All games)

| Date   | Opponent          | Pos   | AB | R | H | RBI | 2B | 3B | HR | BB | SB | CS | HBP | SAC | SF | GDP | K | PO | A | E | Avg |      |
|--------|-------------------|-------|----|---|---|-----|----|----|----|----|----|----|-----|-----|----|-----|---|----|---|---|-----|------|
| Mar 11 | at Georgia Tech-1 | ph    | 1  | 1 | 0 | 0   | 0  | 0  | 0  | 0  | 0  | 0  | 0   | 0   | 0  | 0   | 0 | 0  | 0 | 0 | 0   | .000 |
| Mar 18 | at Wake Forest-2  | ph/of | 1  | 1 | 1 | 2   | 0  | 0  | 1  | 0  | 0  | 0  | 0   | 0   | 0  | 0   | 0 | 0  | 0 | 0 | 0   | .500 |
| Apr 04 | NORTHWESTERN      | ph/c  | 1  | 0 | 0 | 0   | 0  | 0  | 0  | 0  | 0  | 0  | 0   | 0   | 0  | 0   | 1 | 1  | 0 | 0 | 0   | .333 |
| Totals |                   | 0gs   | 3  | 2 | 1 | 2   | 0  | 0  | 1  | 0  | 0  | 0  | 0   | 0   | 0  | 0   | 1 | 1  | 0 | 0 | 0   | .333 |

On base pct. .333 • Slugging pct. 1.333

# #49 RICKY REETH



Sophomore | RHP

**Career Highs**

IP: 4.0 (4/19/23 vs. WMU)

Strikeouts: 5.0 (4/19/23 vs. WMU)

**News & Notes**

- Recorded his first win against Western Michigan (4/19/23)
- Threw a career-high two strikeouts in his debut against UNCG (2/25/23)

## NOTRE DAME CAREER SUMMARY

| Year  | avg  | gp-gs | ab | r | h | 2b | 3b | hr | rbi | tb | slg% | bb | hbp | so | gdp | ob%  | sf | sh | sb-att | po | a | e | fld% |
|-------|------|-------|----|---|---|----|----|----|-----|----|------|----|-----|----|-----|------|----|----|--------|----|---|---|------|
| 2023  | .000 | 0-0   | 0  | 0 | 0 | 0  | 0  | 0  | 0   | 0  | .000 | 0  | 0   | 0  | 0   | .000 | 0  | 0  | 0-0    | 0  | 2 | 1 | .667 |
| TOTAL | .000 | 0-0   | 0  | 0 | 0 | 0  | 0  | 0  | 0   | 0  | .000 | 0  | 0   | 0  | 0   | .000 | 0  | 0  | 0-0    | 0  | 2 | 1 | .667 |

| Year  | era  | w-l | app | gs | cg | sho | sv | ip   | h | r  | er | bb | so | 2b | 3b | hr | bf | bavg | wp | hbp | bk | sfa | sha |
|-------|------|-----|-----|----|----|-----|----|------|---|----|----|----|----|----|----|----|----|------|----|-----|----|-----|-----|
| 2023  | 7.71 | 1-0 | 6   | 0  | 0  | 0/1 | 0  | 11.2 | 9 | 10 | 10 | 8  | 9  | 2  | 0  | 2  | 52 | .209 | 2  | 0   | 0  | 1   | 0   |
| TOTAL | 7.71 | 1-0 | 6   | 0  | 0  | 0/1 | 0  | 11.2 | 9 | 10 | 10 | 8  | 9  | 2  | 0  | 2  | 52 | .209 | 2  | 0   | 0  | 1   | 0   |

## 2023 GAME-BY-GAME

### #49 Ricky Reeth - 2 games (All games)

| Date   | Opponent          | Pos | AB | R | H | RBI | 2B | 3B | HR | BB | SB | CS | HBP | SAC | SF | GDP | K | PO | A | E | Avg  |
|--------|-------------------|-----|----|---|---|-----|----|----|----|----|----|----|-----|-----|----|-----|---|----|---|---|------|
| Apr 19 | WESTERN MICHIGAN  | p   | 0  | 0 | 0 | 0   | 0  | 0  | 0  | 0  | 0  | 0  | 0   | 0   | 0  | 0   | 0 | 0  | 1 | 0 | .000 |
| Apr 25 | at Michigan State | p   | 0  | 0 | 0 | 0   | 0  | 0  | 0  | 0  | 0  | 0  | 0   | 0   | 0  | 0   | 0 | 0  | 1 | 1 | .000 |
| Totals |                   | Ogs | 0  | 0 | 0 | 0   | 0  | 0  | 0  | 0  | 0  | 0  | 0   | 0   | 0  | 0   | 0 | 0  | 2 | 1 | .000 |

On base pct. .000 • Slugging pct. .000

### #49 Ricky Reeth - 6 appearances (All games)

| Date   | Opponent          | GS | IP   | H | R  | ER | BB | SO | 2B | 3B | HR | WP | BK | HBP | IBB | Score | W-L | Sv | ERA   | NP |
|--------|-------------------|----|------|---|----|----|----|----|----|----|----|----|----|-----|-----|-------|-----|----|-------|----|
| Feb 25 | at UNC Greensboro |    | 1.0  | 1 | 1  | 1  | 1  | 2  | 1  | 0  | 0  | 0  | 0  | 0   | 0   | 0-12  | 0-0 | 0  | 9.00  | 21 |
| Mar 11 | at Georgia Tech-1 |    | 1.0  | 2 | 3  | 3  | 2  | 1  | 1  | 0  | 0  | 0  | 0  | 0   | 0   | 2-15  | 0-0 | 0  | 18.00 | 31 |
| Mar 15 | vs Saint Joseph's |    | 2.0  | 3 | 3  | 3  | 0  | 0  | 0  | 0  | 1  | 0  | 0  | 0   | 0   | 10-9  | 0-0 | 0  | 15.75 | 28 |
| Apr 04 | NORTHWESTERN      |    | 1.0  | 2 | 0  | 0  | 0  | 1  | 0  | 0  | 0  | 0  | 0  | 0   | 0   | 12-0  | 0-0 | 0  | 12.60 | 19 |
| Apr 19 | WESTERN MICHIGAN  |    | 4.0  | 0 | 0  | 0  | 1  | 5  | 0  | 0  | 0  | 0  | 0  | 0   | 0   | 2-1   | 1-0 | 0  | 7.00  | 48 |
| Apr 25 | at Michigan State |    | 2.2  | 1 | 3  | 3  | 4  | 0  | 0  | 0  | 1  | 2  | 0  | 0   | 0   | 5-12  | 1-0 | 0  | 7.71  | 57 |
| Totals |                   | 0  | 11.2 | 9 | 10 | 10 | 8  | 9  | 2  | 0  | 2  | 2  | 0  | 0   | 0   | 31-49 | 1-0 | 0  | 7.71  | -  |

# #50 SAMMY COOPER



**Junior | RHP**  
**Career Highs**  
**IP: 3.0 (3/21/23 vs. Valpo)**  
**Strikeouts: 3 (2/25/22 vs. MC)**

**News & Notes**

- Made his collegiate debut against Marist (2/25/22)
- Missed the 2021 season due to injury

## CAREER SUMMARY

| Year         | avg  | gp-gs | ab | r | h | 2b | 3b | hr | rbi | tb | slg% | bb | hbp | so | gdp | ob%  | sf | sh | sb-att | po | a | e | fld%  |
|--------------|------|-------|----|---|---|----|----|----|-----|----|------|----|-----|----|-----|------|----|----|--------|----|---|---|-------|
| 2022         | .000 | 0-0   | 0  | 0 | 0 | 0  | 0  | 0  | 0   | 0  | .000 | 0  | 0   | 0  | 0   | .000 | 0  | 0  | 0-0    | 1  | 0 | 0 | 1.000 |
| 2023         | .000 | 0-0   | 0  | 0 | 0 | 0  | 0  | 0  | 0   | 0  | .000 | 0  | 0   | 0  | 0   | .000 | 0  | 0  | 0-0    | 2  | 1 | 0 | 1.000 |
| <b>TOTAL</b> | .000 | 0-0   | 0  | 0 | 0 | 0  | 0  | 0  | 0   | 0  | .000 | 0  | 0   | 0  | 0   | .000 | 0  | 0  | 0-0    | 3  | 1 | 0 | 1.000 |

| Year         | era  | w-l | app | gs | cg | sho | sv | ip   | h  | r  | er | bb | so | 2b | 3b | hr | bf  | bavg | wp | hbp | bk | sfa | sha |
|--------------|------|-----|-----|----|----|-----|----|------|----|----|----|----|----|----|----|----|-----|------|----|-----|----|-----|-----|
| 2022         | 6.75 | 0-0 | 6   | 0  | 0  | 0/1 | 0  | 5.1  | 5  | 4  | 4  | 4  | 5  | 0  | 0  | 1  | 26  | .227 | 2  | 0   | 0  | 0   | 0   |
| 2023         | 5.79 | 3-1 | 14  | 0  | 0  | 0/0 | 2  | 18.2 | 25 | 12 | 12 | 3  | 8  | 3  | 0  | 3  | 82  | .325 | 0  | 1   | 0  | 0   | 1   |
| <b>TOTAL</b> | 6.00 | 3-1 | 20  | 0  | 0  | 0/1 | 2  | 24.0 | 30 | 16 | 16 | 7  | 13 | 3  | 0  | 4  | 108 | .303 | 2  | 1   | 0  | 0   | 1   |

## 2023 GAME-BY-GAME

**#50 Sammy Cooper - 3 games (All games)**

| Date          | Opponent          | Pos        | AB | R | H | RBI | 2B | 3B | HR | BB | SB | CS | HBP | SAC | SF | GDP | K | PO | A | E | Avg  |
|---------------|-------------------|------------|----|---|---|-----|----|----|----|----|----|----|-----|-----|----|-----|---|----|---|---|------|
| Feb 17        | at Lipscomb       | p          | 0  | 0 | 0 | 0   | 0  | 0  | 0  | 0  | 0  | 0  | 0   | 0   | 0  | 0   | 0 | 1  | 0 | 0 | .000 |
| Feb 26        | at UNC Greensboro | p          | 0  | 0 | 0 | 0   | 0  | 0  | 0  | 0  | 0  | 0  | 0   | 0   | 0  | 0   | 0 | 1  | 0 | 0 | .000 |
| Mar 04        | at UAB            | p          | 0  | 0 | 0 | 0   | 0  | 0  | 0  | 0  | 0  | 0  | 0   | 0   | 0  | 0   | 0 | 0  | 1 | 0 | .000 |
| <b>Totals</b> |                   | <b>Ogs</b> | 0  | 0 | 0 | 0   | 0  | 0  | 0  | 0  | 0  | 0  | 0   | 0   | 0  | 0   | 0 | 2  | 1 | 0 | .000 |

On base pct. .000 • Slugging pct. .000

**#50 Sammy Cooper - 14 appearances (All games)**

| Date          | Opponent          | GS       | IP          | H         | R         | ER        | BB       | SO       | 2B       | 3B       | HR       | WP       | BK       | HBP      | IBB      | Score        | W-L        | Sv       | ERA         | NP       |
|---------------|-------------------|----------|-------------|-----------|-----------|-----------|----------|----------|----------|----------|----------|----------|----------|----------|----------|--------------|------------|----------|-------------|----------|
| Feb 17        | at Lipscomb       |          | 2.0         | 2         | 0         | 0         | 1        | 1        | 0        | 0        | 0        | 0        | 0        | 0        | 0        | 4-5          | 0-0        | 0        | 0.00        | 30       |
| Feb 26        | at UNC Greensboro |          | 0.2         | 2         | 1         | 1         | 1        | 1        | 0        | 0        | 0        | 0        | 0        | 0        | 0        | 7-4          | 0-0        | 0        | 3.38        | 24       |
| Mar 04        | at UAB            |          | 3.0         | 1         | 0         | 0         | 0        | 2        | 0        | 0        | 0        | 0        | 0        | 0        | 0        | 7-3          | 0-0        | 1        | 1.59        | 20       |
| Mar 11        | at Georgia Tech-1 |          | 1.1         | 5         | 3         | 3         | 0        | 0        | 0        | 0        | 1        | 0        | 0        | 0        | 0        | 2-15         | 0-0        | 1        | 5.14        | 22       |
| Mar 15        | vs Saint Joseph's |          | 1.0         | 1         | 0         | 0         | 0        | 0        | 0        | 0        | 0        | 0        | 0        | 0        | 0        | 10-9         | 1-0        | 1        | 4.50        | 10       |
| Mar 18        | at Wake Forest-1  |          | 1.0         | 2         | 1         | 1         | 0        | 0        | 1        | 0        | 0        | 0        | 0        | 0        | 0        | 1-4          | 1-0        | 1        | 5.00        | 11       |
| Mar 21        | VALPARAISO        |          | 3.0         | 2         | 2         | 2         | 1        | 1        | 1        | 0        | 0        | 0        | 0        | 0        | 0        | 8-4          | 2-0        | 1        | 5.25        | 46       |
| Mar 26        | LOUISVILLE-2      |          | 0.1         | 0         | 0         | 0         | 0        | 0        | 0        | 0        | 0        | 0        | 0        | 0        | 0        | 1-2          | 2-0        | 1        | 5.11        | 4        |
| Mar 31        | NORTH CAROLINA    |          | 1.0         | 0         | 0         | 0         | 0        | 0        | 0        | 0        | 0        | 0        | 0        | 0        | 0        | 8-10         | 2-0        | 1        | 4.72        | 15       |
| Apr 02        | NORTH CAROLINA-1  |          | 0.1         | 1         | 0         | 0         | 0        | 0        | 0        | 0        | 0        | 0        | 0        | 0        | 0        | 2-5          | 2-0        | 1        | 4.61        | 7        |
| Apr 06        | at Pitt           |          | 0.2         | 0         | 0         | 0         | 0        | 0        | 0        | 0        | 0        | 0        | 0        | 0        | 0        | 10-8         | 2-0        | 2        | 4.40        | 3        |
| Apr 08        | at Pitt           |          | 0.1         | 4         | 4         | 4         | 0        | 0        | 0        | 0        | 2        | 0        | 0        | 0        | 0        | 5-9          | 2-1        | 2        | 6.75        | 17       |
| Apr 18        | VALPARAISO        |          | 3.0         | 2         | 0         | 0         | 0        | 3        | 0        | 0        | 0        | 0        | 0        | 0        | 0        | 7-3          | 3-1        | 2        | 5.60        | 33       |
| Apr 25        | at Michigan State |          | 1.0         | 3         | 1         | 1         | 0        | 0        | 1        | 0        | 0        | 0        | 0        | 1        | 0        | 5-12         | 3-1        | 2        | 5.79        | 16       |
| <b>Totals</b> |                   | <b>0</b> | <b>18.2</b> | <b>25</b> | <b>12</b> | <b>12</b> | <b>3</b> | <b>8</b> | <b>3</b> | <b>0</b> | <b>3</b> | <b>0</b> | <b>0</b> | <b>1</b> | <b>0</b> | <b>77-93</b> | <b>3-1</b> | <b>2</b> | <b>5.79</b> | <b>-</b> |

## THE LAST TIME

|  |  |
|--|--|
| PLAYER HIT A GRAND SLAM                              | Jack Penney, March 11, 2023 at Georgia Tech (17-4 win)   |
| PLAYER LED OFF A GAME WITH A HR                      | Nick Podkul, April 21, 2017 at #19 Virginia (14-4 loss/game one of DH)                                 |
| PLAYER HAD A FIRST INNING HR (NOT LEAD OFF)          | Jack Penney, March 11, 2023 at Georgia Tech (17-4 win)   |
| PLAYER LED OFF AN INNING WITH A HOMER                | Jack Brannigan, May 28, 2022 vs. North Carolina (2-7 loss)   |
| PLAYER HIT FOR THE CYCLE                             | Zak Kutsulis, March 11, 2016 at #4 Louisville (4-5; 1B, HR, 3B, RBI 2B)                                |
| PLAYER HIT TWO HOME RUNS IN ONE GAME                 | Vinny Martinez, April 18, 2023 vs Valparaiso (7-3 win)   |
| PLAYER HIT THREE HOME RUNS IN A GAME                 | Estevan Moreno, April 21, 2023 vs #8 Virginia (3-4, 3 HR, 3R, 3RBI)                                    |
| PLAYER HIT AN INSIDE-THE-PARK HOME RUN               | Ryan Cole, May 1, 2022, vs. Boston College   |
| PLAYER HAD 8 AT BATS IN A GAME                       | Frank DeSico & Charlie Markson, May 3, 2013 vs USF (8-2 loss in 19)                                    |
| PLAYER SCORED FOUR RUNS IN A GAME                    | Jared Miller, February 28, 2021 at No. 16 Wake Forest (3-5, 4 R, 1 RBI)                                |
| PLAYER SCORED FIVE RUNS IN A GAME                    | Niko Kavadas, June 5, 2021 vs UConn (3-4, 2 HR, 2 BB, 8 RBI, 5 R)                                      |
| PLAYER HAD 4 HITS IN A GAME                          | Jack Penney, April 23 at home vs. No. 8 Virginia (4-5, 4 R, 1 HR, 1 2B, 1 RBI)                         |
| PLAYER HAD 5 HITS IN A GAME                          | Jake Johnson, May 16, 2017 vs. Western Michigan (5-5, 2 RBI, R)  |
| PLAYER HAD 6 HITS IN A GAME                          | Steve Sollmann, June 1, 2002 vs South Alabama NCAAs (6-7; 25-1 win)                                    |
| PLAYER HAD 6 RBI IN A GAME                           | Ryan Cole, June 5, 2021 vs. UConn (26-3 win)   |
| PLAYER HAD 7 RBI IN A GAME                           | Eric Gilgenbach, Feb. 18, 2018 at #9 LSU (11-3 win)  |
| PLAYER HAD 8+ RBI IN A GAME                          | Niko Kavadas, June 5, 2021 vs UConn (3-4, 2 HR, 2 BB, 5 R, 8 RBI)                                      |
| PLAYER HAD 2 GROUND-RULE DOUBLES IN A GAME           | Kyle Fiala, April 28, 2015 vs. Michigan State (9-6 loss in 12)   |
| PLAYER HAD 3 DOUBLES IN A GAME                       | Robert Youngdahl, March 14, 2015 at Clemson (11-6 win)   |
| PLAYER HIT 2 TRIPLES IN A GAME                       | Jake Shepski, Apr. 22, 2015 vs Chicago State (3-4, 2 3B, 1 2B, 3 RBI, 2 R in 10-0 win)                 |
| PLAYER HIT 3 TRIPLES IN A GAME                       | Bob Roemer, Apr. 15, 1973 vs Xavier (11-3 win)   |
| PLAYER RECORDED 10-14 TOTAL BASES                    | Brooks Coetzee III vs. Manhattan (4-5, 2 HR, 2 1B - 10 TB)   |
| PLAYER RECORDED 15+ TOTAL BASES                      | Jake Shepski, March 24, 2016 at Virginia Tech (5-6, 3 HR, 2B, 3B, 9 RBI, 4 R, 17 TB)                   |
| PLAYER WALKED THREE TIMES IN A GAME                  | Jack Brannigan, April 27, 2021 vs. Valpo (8-7 win)   |
| PLAYER WALKED FOUR TIMES IN A GAME                   | Danny Neri, April 7, 2023 at Pitt ~ (5 BB, 3 runs in 11-2 win)   |
| PLAYER WAS HIT BY A PITCH THREE OR MORE TIMES        | Brooks Coetzee, March 15, 2023 vs. Holly Springs (1-2, 4 HBP, 2 R, RBI, in 10-9 win with walk-off HBP) |
| PLAYER STRUCK OUT FIVE OR MORE TIMES IN A GAME       | Ross Brezovsky, June 2, 2006 vs Coll. of Charleston in NCAA Lexington, Ky. Regional (2-8, 6 K)         |
| PLAYER HAD TWO SAC BUNTS IN A GAME                   | Daniel Jung, April 26, 2017 vs. Eastern Michigan (0-2, 2 SAC)  |
| PLAYER HAD TWO SAC FLIES IN A GAME                   | Daniel Jung, April 2, 2017 vs. NC State (9-2 loss)   |
| PLAYER STOLE 3 BASES IN A GAME                       | Ryan Cole, May 1, 2022 vs. Boston College (16-10 win)  |
| PLAYER STRANDED 6-9 RUNNERS ON BASE                  | Patrick McDonald, March 21, 2017 vs. Northern Illinois (1-5, 1 RBI, 2 R, 6 LOB)                        |
| PLAYER STRANDED 10 OR MORE RUNNERS ON BASE           | Evan Sharpley, May 19, 2009 vs St. John's (1-6, RBI, 10 LOB)   |
| NOTRE DAME STOLE FOUR OR MORE BASES IN A GAME        | 5, June 3, 2022 vs. #24 Texas Tech (3-2 win)   |
| NOTRE DAME STOLE EIGHT OR MORE BASES IN A GAME       | 14, March 26, 2019 vs. Chicago State (6-3 win)   |
| NOTRE DAME WAS WALKED 10 OR MORE TIMES IN A GAME     | 10, April 7, 2023 at Pitt (11-2 win)   |
| NOTRE DAME WAS HIT BY FIVE OR MORE PITCHES IN A GAME | 6, March 15, 2023 vs Holly Springs (10-9 win)  |
| NOTRE DAME HIT THREE HOMERS IN AN INNING             | 6th inning vs. Boston College (Jared Miller, Ryan Cole, Jack Zyska), May 1, 2022                       |
| NOTRE DAME HIT THREE HOMERS IN A GAME                | at Georgia Tech (Jack Penney, Carter Putz, Vinny Martinez), March 11, 2023                             |
| NOTRE DAME HIT FOUR HOMERS IN A GAME                 | at #1 Tennessee (Carter Putz, Jared Miller, Jack Zyska, Jack Brannigan); June 10, 2022                 |
| NOTRE DAME HIT FIVE HOMERS IN A GAME                 | vs. Central Michigan (Carter Putz (2), Ryan Cole, Brooks Coetzee, Niko Kavadas), June 6, 2021          |
| NOTRE DAME HIT SIX HOMERS IN A GAME                  | vs. #8 Virginia (Estevan Moreno (3), Brady Gumpf, Jack Penney, and DM Jefferson), April 21, 2023       |
| NOTRE DAME HIT BACK-TO-BACK HOME RUNS                | David LaManna & Jack Brannigan, June 13, 2022 (7-3 win over #1 Tennessee)                              |
| NOTRE DAME WON ON A WALK-OFF HIT (NOT HR)            | Carter Putz, April 23, 2022 (13-12 win over Wake Forest, walk-off single)                              |
| NOTRE DAME WON ON A WALK-OFF WILD PITCH              | vs. Akron (Macon, Ga.), Feb. 28, 2015 (5-4 win)  |

## THE LAST TIME

|   |   |
|---|---|
| NOTRE DAME WON ON A WALK-OFF HOME RUN                       | Ryan Cole (3/27/21 vs. No. 6 Louisville; 2-run homer in the 9th; 5-3 win)   |
| NOTRE DAME WON ON A WALK-OFF ERROR                          | vs. Wake Forest, April 1, 2016 (E6 on Throw, 6-5 win)   |
| NOTRE DAME WON ON A WALK-OFF WALK                           | Niko Kavadas, May 11, 2019 (5-4 win over Canisius)  |
| NOTRE DAME WON ON A WALK-OFF BALK                           | Daniel Jung, May 12, 2019 (3-2 win (11) over Canisius)  |
| AN OPPONENT HIT THREE HOME RUNS IN ONE GAME                 | Adam Duvall (at Louisville), Apr. 26, 2009 (4-4, 3 HR, 7 RBI in 13-12 ND win)                                       |
| AN OPPONENT HIT A WALK-OFF HOME RUN                         | Aidan Kane (Delaware), February 20, 2022 in DeLand, Fla. (Solo HR in 9th; DU 5 - ND 4)                              |
| <b>Pitching Categories</b>                                  |   |
| PITCHER THREW A NO-HITTER                                   | Brian Piotrowicz, May 11, 1988 vs Ball State (2-0 win)  |
| PITCHER THREW A PERFECT GAME                                | Never   |
| PITCHER(S) THREW A ONE-HITTER                               | Austin Temple (W, 7 IP, 1 H) & Will Mercer (2 IP, 0 H), March 6, 2022 at Minnesota (3-1 win)                        |
| PITCHER(S) THREW A TWO-HITTER                               | Jack Findlay (5.2 IP, 2 H, 0 R, 0 ER, 0 BB, 10 K) March 19, 2023 at No. 4 Wake Forest (3-1 win)                     |
| PITCHER(S) THREW A THREE-HITTER                             | M. Hearne (7.0 IP, 3 H, 1 R, 1 ER, 2 BB, 4 SO) & S. Guenther (2.0 IP, 2 SO) May 14, 2016 at #16 UNC (3-1 win)       |
| PITCHER THREW A COMPLETE GAME                               | John Michael Bertrand (9.0 IP, 5 H, 0 R, 0 ER, 1 BB, 6 K, 108 pitches) June 4, 2021 vs. Central Michigan (10-0 win) |
| PITCHER THREW A COMPLETE GAME (9-innings)                   | John Michael Bertrand (9.0 IP, 5 H, 0 R, 0 ER, 1 BB, 6 K, 108 pitches) June 4, 2021 vs. Central Michigan (10-0 win) |
| PITCHER THREW A COMPLETE GAME (10-innings)                  | Adam Norton (10 IP, 12 H, 2 ER, 6 K, 1 BB), May 4, 2013 vs USF (4-3 loss)   |
| PITCHER THREW A HOME COMPLETE GAME                          | John Michael Bertrand (9.0 IP, 5 H, 0 R, 0 ER, 1 BB, 6 K, 108 pitches) June 4, 2021 vs. Central Michigan (10-0 win) |
| PITCHER THREW A HOME COMPLETE GAME (10-innings)             | Adam Norton (10 IP, 12 H, 2 ER, 6 K, 1 BB), May 4, 2013 vs USF (4-3 loss)   |
| PITCHER THREW A ROAD COMPLETE GAME (9-innings)              | John Michael Bertrand (9.0 IP, 2 H, 2 R, 1 ER, 0 BB, 8 K, 95 pitches) May 20, 2021 vs. Virginia Tech (8-2 win)      |
| PITCHER THREW A MIDWEEK COMPLETE GAME                       | Michael Hearne (9.0 IP, 7 H, 0 R, 0 ER, 0 BB, 2 K, 91 pitches) April 19, 2016 at #21 Mich. St. (1-0 win)            |
| PITCHER THREW A MIDWEEK COMPLETE GAME SHUTOUT               | Michael Hearne (9.0 IP, 7 H, 0 R, 0 ER, 0 BB, 2 K, 91 pitches) April 19, 2016 at #21 Mich. St. (1-0 win)            |
| PITCHER THREW 9.0+ INNINGS                                  | Adam Norton (10 IP, 12 H, 2 ER, 6 K, 1 BB), May 4, 2013 vs USF (4-3 loss)   |
| PITCHER THREW A COMPLETE GAME SHUTOUT                       | John Michael Bertrand (9.0 IP, 5 H, 0 R, 0 ER, 1 BB, 6 K, 108 pitches) June 4, 2021 vs. Central Michigan (10-0 win) |
| PITCHER THREW A COMPLETE GAME ACC SHUTOUT                   | Michael Hearne (9.0 IP, 7 H, 0 R, 0 ER, 0 BB, 5 K) April 12, 2014 vs Boston Coll. (@ Chicago St.) (7-0 win)         |
| PITCHER THREW A COMPLETE GAME HOME SHUTOUT                  | John Michael Bertrand (9.0 IP, 5 H, 0 R, 0 ER, 1 BB, 6 K, 108 pitches) June 4, 2021 vs. Central Michigan (10-0 win) |
| PITCHER THREW A COMPLETE GAME ROAD SHUTOUT                  | Michael Hearne (9.0 IP, 7 H, 0 R, 0 ER, 0 BB, 2 K, 91 pitches) April 19, 2016 at #21 Michigan State (1-0 win)       |
| PITCHER THREW BACK-TO-BACK COMPLETE GAMES (9-innings)       | Michael Hearne, April 13, 2016 vs. Valparaiso (3-1 win) & April 19, 2016 at #21 Michigan State (1-0 win)            |
| AN OPPOSING PITCHER NO-HIT NOTRE DAME                       | Mar. 26, 2010 at USF, Randy Fontanez (12K) (4-0 loss)   |
| AN OPPOSING PITCHER THREW A COMPLETE GAME                   | Brian Brown, April 14, 2018, Game One (9.0 IP, 12-2 win for #2 NC State)  |
| PITCHER ALLOWED 12-13 HITS IN A GAME                        | Sean Guenther, March 19, 2016 at #13 NC State, 7.0 IP, 12 H, 4 ER, 5 K  |
| PITCHER ALLOWED 14+ HITS IN A GAME                          | Eric Maust, May 10, 2009 vs USF, 7.1 IP, 14 H, 4 ER, 4 K  |
| PITCHER ALLOWED 10 ER IN A GAME                             | Ryan Richter, Apr. 10, 2010 vs Rutgers, 3.0 IP, 11 H, 10 ER, 2 K  |
| PITCHER ALLOWED 11 ER IN A GAME                             | Cole Johnson, Apr. 17, 2009 vs West Virginia, 5.0 IP, 10 H, 11 ER, 3 K  |
| PITCHER ALLOWED 12 ER IN A GAME                             | David Phelps, May 21, 2008 vs West Virginia, 5.2 IP, 10 H, 12 ER, 3 K   |
| PITCHER WALKED 6 IN A GAME                                  | John Michael Bertrand, March 19, 2022 at Louisville   |
| PITCHER WALKED 7 IN A GAME                                  | Pat Connaughton, Apr. 6, 2014 at #1 Florida State, 5.2 IP, 7 H, 4 ER, 7 BB, 5 K                                     |
| PITCHER WALKED 8 OR MORE IN A GAME                          | Pat Connaughton, May 9, 2014 vs #22 Clemson, 8.0 IP, 3 H, 1 ER, 8 BB, 0 K   |
| PITCHER STRUCK OUT 10-11 BATTERS IN A GAME                  | Jack Findlay (5.2 IP, 2 H, 0 R, 0 ER, 0 BB, 10 K) March 19, 2023 at No. 4 Wake Forest (3-1 win)                     |
| PITCHER STRUCK OUT 12-14 BATTERS IN A GAME                  | John Michael Bertrand, April 1, 2022 at Florida State (7.2 IP, 12K)   |
| PITCHER STRUCK OUT 15+ BATTERS IN A GAME                    | Aaron Heilman, Apr. 15, 2000 at West Virginia, 10 IP, 2 BB, 18 K  |
| AN OPPOSING STARTING PITCHER PITCHED LESS THAN 1.0 INNING   | North Carolina's Caden O'Brien, May 2, 2021 (0.0 IP, 1 H, 4 R, 4 ER, 3 BB, 19 pitches, No Decision)                 |
| AN OPPOSING PITCHER STRUCK OUT 10 OR MORE BATTERS IN A GAME | Chase Hampton - 12, June 3, 2022 vs. #24 Texas Tech (3 H, 1 R, 0 ER, 2 BB, 6.0 IP in 3-2 ND win)                    |
| AN OPPOSING PITCHER STRUCK OUT 15 OR MORE BATTERS IN A GAME | Kyle Hansen - 15 (St. John's-1), Apr. 21, 2011 (6-0 St. John's win)   |
| PITCHER ALLOWED 3 HOME RUNS IN A GAME                       | John Michael Bertrand - 3 at #1 Tennessee, June 11, 2022 (12-4 Tennessee win)                                       |
| PITCHER ALLOWED 4 HOME RUNS IN A GAME                       | David Phelps, Apr. 25, 2008 vs St. John's, 6.2 IP, 12 H, 6 ER, 1 K  |

## THE LAST TIME

|   |   |
|---|---|
| PITCHER STARTED SEASON 5-0 OR BETTER                      | John Michael Bertrand (6-0) & Jack Findlay (5-0), 2022  |
| PITCHER RECORDED 10 WINS IN A SEASON                      | Adam Norton, 2013 (10-5)  |
| PITCHER RECORDED 15 WINS IN A SEASON                      | Aaron Heilman, 2001 (15-0)  |
| PITCHER HIT THREE OR MORE BATTERS IN A GAME               | Nick McCarty, March 29, 2015 vs. Virginia (3 HBP in 6.1 IP)   |
| NOTRE DAME SHUT OUT AN OPPONENT (1 OR MORE PITCHERS)      | May 27, 2022 (3-0 vs. #15 Virginia) (Simon 5.0 IP, Bedford 2.2 IP, Cooper 0.1 IP, Tyrell 1.0 IP)                |
| NOTRE DAME WAS SHUT OUT                                   | April 23, 2021 at Boston College (10-0)   |
| NOTRE DAME WAS SHUT OUT IN CONSECUTIVE GAMES              | March 9-10, 2018 at Miami (3-0, 9-0)  |
| NOTRE DAME WAS SHUT OUT IN THREE STRAIGHT GAMES           | Mar. 2-4, 2012 at Texas State (6-0, 6-0, 5-0)   |
| NOTRE DAME DID NOT WALK A BATTER                          | April 19, 2022 (Jack Brannigan, Roman Kimball and Aidan Tyrell in 5-1 win over Valpo)                           |
| <b>Fielding Categories</b>                                |   |
| PLAYER HAD 20 OR MORE FIELDING CHANCES IN A GAME          | Trey Mancini (22), May 3, 2013 vs USF (8-2 loss, 19)  |
| PLAYER HAD 15 OR MORE PUTOUTS IN A GAME                   | Carter Putz (16), June 5, 2022 vs. #24 Texas Tech (2-1 win)   |
| PLAYER HAD 18 OR MORE PUTOUTS IN A GAME                   | Zak Kutsulis (19), March 21, 2015 vs Louisville (6-4 loss in 18)  |
| PLAYER HAD 10 OR MORE ASSISTS IN A GAME                   | Mick Doyle (10), Apr. 18, 2010 at Seton Hall (7-4 win)  |
| PLAYER COMMITTED THREE ERRORS IN A GAME                   | Lane Richards, Feb. 14, 2015 at Oklahoma (3 errors in 10-9 win)   |
| PLAYER COMMITTED FOUR OR MORE ERRORS IN A GAME            | Tommy Chase, Feb. 19, 2012 vs Purdue (4 errors in 15-8 loss)  |
| NOTRE DAME HAD NO ERRORS IN A SERIES                      | March 19-21, 2021 vs. Duke; March 27-28, 2018 vs. Kent State (2 games)  |
| NOTRE DAME COMMITTED FOUR ERRORS IN A GAME                | June 12, 2021 at Mississippi State (9-8 loss)   |
| NOTRE DAME COMMITTED FIVE ERRORS IN A GAME                | Feb. 23, 2017 at UC Irvine (18-4 loss)  |
| NOTRE DAME COMMITTED SIX ERRORS IN A GAME                 | Feb. 15, 2014 at Florida Atlantic (16-6 loss)   |
| NOTRE DAME COMMITTED SEVEN OR EIGHT ERRORS IN A GAME(7)   | Apr. 5, 2012 at Seton Hall-1 (5-4 loss)   |
| NOTRE DAME COMMITTED NINE OR MORE ERRORS IN A GAME(9)     | Feb. 19, 2012 vs Purdue (15-8 loss)   |
| NOTRE DAME HAD TWO PLAYERS WITH 10 OR MORE PUTOUTS        | Zak Kutsulis (11) & Ryan Lidge (10), April 26, 2015 at Wake Forest (5-4 loss, 11 innings)                       |
| <b>Scoring &amp; Miscellaneous Categories</b>             |   |
| NOTRE DAME RECORDED 20 OR MORE HITS                       | 20, Feb. 25, 2022 vs. Marist (20-2 win)   |
| NOTRE DAME SCORED 20 OR MORE RUNS                         | 21, April 23, 2022 vs. Wake Forest (21-3 win)   |
| NOTRE DAME SCORED 30 OR MORE RUNS                         | 34, May 25, 1900 vs Indiana (34-7 win)  |
| NOTRE DAME SCORED 10 OR MORE RUNS IN AN INNING            | May 1, 2022 vs. Boston College (11 run 6th inning in 16-10 win)   |
| NOTRE DAME LEFT 15 OR MORE RUNNERS ON BASE                | March 19, 2016 at #13 NC State (17 LOB in 8-4 win in 12 innings)  |
| NOTRE DAME SURRENDERED A NINTH INNING LEAD                | March 25, 2022 vs. Virginia Tech (led 5-4 in the ninth and lost 10-5)   |
| NOTRE DAME SURRENDERED AN EXTRA-INNING LEAD               | March 11, 2016 at #4 Louisville (led 2-1 in 10th & 3-2 in 11th), gave up 1 in 10th & 2 in 11th, 4-3 loss in 11) |
| NOTRE DAME BEAT A RANKED TEAM                             | April 23, 2023 vs #8 Virginia (5-4)   |
| NOTRE DAME BEAT A RANKED TEAM ON THE ROAD                 | June 13, 2022 at #1 Tennessee (7-3)   |
| NOTRE DAME BEAT A TOP-5 TEAM AT HOME                      | April 23, 2023 vs #8 Virginia (5-4)   |
| NOTRE DAME BEAT A TOP-5 TEAM ON THE ROAD                  | June 13, 2022 at #1 Tennessee (7-3)   |
| NOTRE DAME WON A SERIES AGAINST A RANKED TEAM             | April 21-23, 2023 vs #8 Virginia (10-7, 10-2, 5-4)  |
| NOTRE DAME WON A SERIES AGAINST A RANKED TEAM ON THE ROAD | June 10-12, 2022 at #1 Tennessee (8-6, 4-12, 7-3)   |
| NOTRE DAME SWEEP A SERIES AGAINST A RANKED TEAM           | April 21-23, 2023 vs #8 Virginia (10-7, 10-2, 5-4)  |
| NOTRE DAME SWEEP A SERIES AGAINST A TOP-10 TEAM           | April 21-23, 2023 vs #8 Virginia (10-7, 10-2, 5-4)  |
| NOTRE DAME SWEEP A 3-GAME CONFERENCE SERIES               | April 21-23, 2023 vs #8 Virginia (10-7, 10-2, 5-4)  |
| NOTRE DAME SWEEP A 3-GAME CONFERENCE SERIES (HOME)        | April 21-23, 2023 vs #8 Virginia (10-7, 10-2, 5-4)  |
| NOTRE DAME SWEEP A 3-GAME CONFERENCE SERIES (ROAD)        | April 1-3, 2022 at #5 Florida State (2-0 (12), 5-4, 9-7)  |
| NOTRE DAME SWEEP A 3-GAME NON-CONFERENCE SERIES           | Feb. 28-March 1, 2020 at Presbyterian (13-5, 10-4, 9-0)   |
| NOTRE DAME SWEEP A 3-GAME NON-CONFERENCE SERIES (HOME)    | May 11-12, 2019 vs Canisius (3-0, 5-4, 3-2)   |

## THE LAST TIME

|   |   |
|---|---|
| NOTRE DAME SWEPT A 3-GAME NON-CONFERENCE SERIES (ROAD)    | Feb. 28-March 1, 2020 at Presbyterian (13-5, 10-4, 9-0)   |
| NOTRE DAME SWEPT A 3-GAME NON-CONFERENCE WEEKEND          | March 4-6 (Cambria College Classic) Illinois (W, 6-1), Michigan State (2-1) & Minnesota (3-1)                     |
| NOTRE DAME SWEPT A 4-GAME NON-CONFERENCE WEEKEND          | Feb. 19-22, 2015 (Alamo Irish Classic) Incarnate Word (W, 14-1 & 11-1), Villanova (8-1) & Northwestern (7-3)      |
| NOTRE DAME WAS SWEPT IN A CONFERENCE SERIES               | April 14-16, 2022, at Duke (5-15, 3-4 (11), 2-6)  |
| NOTRE DAME WAS SWEPT IN A 3-GAME CONFERENCE SERIES        | April 14-16, 2022, at Duke (5-15, 3-4 (11), 2-6)  |
| NOTRE DAME WAS SWEPT IN A CONFERENCE SERIES (HOME)        | May 3-5, 2019, vs Louisville (0-2, 1-3, 2-8)  |
| NOTRE DAME WAS SWEPT IN A 3-GAME CONFERENCE SERIES (HOME) | May 3-5, 2019, vs Louisville (0-2, 1-3, 2-8)  |
| NOTRE DAME WAS SWEPT IN A 3-GAME NON-CONFERENCE SERIES    | Feb. 15-17, 2019 at Arizona State (1-10, 7-21, 5-16)  |
| NOTRE DAME WAS SWEPT IN 3-GAME NON-CONF. SERIES (HOME)    | Mar. 20-21, 2010 vs Michigan State (0-13, 4-7, 0-3)   |
| NOTRE DAME WAS SWEPT IN A 3-GAME NON-CONF. SERIES (ROAD)  | Feb. 15-17, 2019 at Arizona State (1-10, 7-21, 5-16)  |
| THE IRISH PLAYED EXTRA INNINGS                            | April 11, 2023 vs. Michigan State (Lost 7-6 in 11 innings)  |
| THE IRISH PLAYED IN A 0-0 GAME THAT WENT TO EXTRA INNINGS | April 1, 2022 at #5 Florida State (0-0 into the 12th, ND won 2-0 in 12)   |
| THE IRISH PLAYED 14 OR MORE INNINGS                       | April 18, 2015 vs. NC State (4-2 loss in 14)  |
| THE IRISH PLAYED 18 OR MORE INNINGS                       | March 21, 2015 vs. #8 Louisville (6-4 loss in 18)   |
| THE IRISH PLAYED 19 OR MORE INNINGS                       | May 3, 2012 vs USF (8-2 loss in 19)   |
| THE IRISH PLAYED TWO CONSECUTIVE EXTRA-INNING GAMES       | March 19, 2017 at Pitt (won 4-3 in 11 innings and lost 2-1 in 12 innings of doubleheader)                         |
| THE IRISH PLAYED THREE CONSECUTIVE EXTRA-INNING GAMES     | Mar. 13-15, 2001 in Fresno, CA vs Navy (4-4/10) & vs Fresno State (5-4 win/10) & vs Miami (OH) (3-2 win/11)       |
| NOTRE DAME PLAYED A GAME OVER 4 HOURS                     | March 19, 2021 vs. Duke (6-4 win in 13 innings; 4:16)   |
| NOTRE DAME PLAYED A GAME UNDER 2 HOURS                    | April 19, 2022 vs. Valpo (5-1 win in 9 innings and 1:56)  |
| NOTRE DAME PLAYED CONSECUTIVE GAMES UNDER 2 HOURS         | April 3, 2009 vs Villanova (3-1 win in 9 innings; 1:41) & April 4, 2009 vs Villanova (9-3 win in 9 innings; 1:43) |