



NOTRE DAME

WOMEN'S LACROSSE

FIGHTING IRISH MEDIA

Associate Athletics Communications Director

Katherine Harvath

kharvath@nd.edu

248-496-9820

Women's Lacrosse Contact

GAME 17: VS. #11 VIRGINIA // AMERICAN LEGION MEMORIAL STADIUM // ACC TOURNAMENT

GAME INFORMATION

| | | |
|-----------|--|--|
| Game Info | Wednesday, April 26, 2023 Charlotte, N.C. | 1:30 p.m. ACCN American Legion Memorial Stadium |
| Records | #7 Notre Dame Fighting Irish 12-4 (6-3 ACC) | Virginia Cavaliers 11-5 (6-3 ACC) |



COUNTDOWN TO OPENING DRAW

| | |
|-----|---|
| 216 | The attacking trio of Kasey Choma, Madison Ahern, and Jackie Wolak combined for 216 of the team's 371 points so far this season. |
| 134 | Head coach Christine Halfpenny has earned 134 victories at Notre Dame and has helped the Irish earn NCAA Tournament appearances in nine of the last completed seasons. |
| 100 | Kelly Denes eclipsed her career-best single season draw control with her seventh of the day against Louisville. She boasts 103 on the season and 207 career draw controls heading into ACC postseason play. |
| 17 | Seventeen different players have scored at least one goal this season with 12 having found the back of the net multiple times. |
| 10 | The Irish enter the matchup ranked in the top-10 in scoring offense (16.38 goals per game) and points per game (23.19). |
| 10 | The Irish defense has held 11 of its 16 opponents to single digits this season. They also rank in the top-10 for scoring defense, allowing an 8.44 goals against average for eighth-best in the nation. |
| 8 | Ahern tied her career high for points in a game with eight off six goals and two assists. |
| 8 | Choma established a new career high in goals with eight, tied her career high in points, and tied the program record for most goals in a home game. |
| 5 | Jackie Wolak tallied a new career high with five assists in the game against Syracuse. |
| 3 | The Irish named three team captains for the 2023 campaign: Hannah Dorney, Kasey Choma, and Madison Ahern. |
| 2 | Madison Ahern and Kasey Choma were named 2023 Tewaaraton Nominees at the conclusion of the regular season. |

2023 SCHEDULE

| Date | ND Rk | OppRk | Opponent | Location | TV/Stream | Time/Score |
|----------|-------|-------|------------------|----------------------|-----------|------------|
| Feb. 10 | 16 | --- | San Diego State | Notre Dame, Ind. | ACCNX | W/ 18-2 |
| Feb. 16 | 14 | 5 | Northwestern | Evanston, Ill. | BIG+ | L/ 14-18 |
| Feb. 19 | 14 | -- | Central Michigan | Notre Dame, Ind. | ACCNX | W/ 24-5 |
| Feb. 25 | 14 | --- | Clemson | Notre Dame, Ind. | ACCNX | W/12-9 |
| March 4 | 13 | 11 | Duke | Charlotte, N.C. | ACCNX | W/14-6 |
| March 11 | 12 | 2 | Syracuse | Syracuse, N.Y. | ACCN | L/15-7 |
| March 16 | 12 | -- | Virginia Tech | Notre Dame, Ind. | ACCNX | W/14-1 |
| March 19 | 12 | -- | Liberty | Notre Dame, Ind. | ACCNX | W/19-8 |
| March 25 | 11 | 12 | Virginia | Charlottesville, Va. | ACCN | L/16-13 |
| March 27 | 11 | -- | Brown | Notre Dame, Ind. | ACCNX | W/21-7 |
| April 1 | 12 | 3 | North Carolina | Notre Dame, Ind. | ACCN | W/16-12 |
| April 8 | 8 | 7 | Boston College | Notre Dame, Ind. | ESPNU | L/12-11 |
| April 10 | 8 | -- | Butler | Indianapolis, Ind. | FloSports | W/26-3 |
| April 14 | 8 | -- | Pittsburgh | Pittsburgh, Pa. | ACCNX | W/17-6 |
| April 16 | 8 | -- | Robert Morris | Pittsburgh, Pa. | ESPN+ | W/21-6 |
| April 20 | 7 | -- | Louisville | Notre Dame, Ind. | ACCNX | W/15-9 |
| April 26 | 7 | 11 | Virginia^ | Charlotte, N.C. | ACCN | 1:30 pm |

All times Eastern

Rankings: IWFLCA/Inside Lacrosse (at time of game) // ^ - ACC Tournament

NOTES

FOR STARTERS

- Over the course of their last four games, the Irish have outscored their opponents 79-26, including a program best road performance of 26 goals at Butler April 10 where they defeated the Bulldogs 26-3.
- In their regular season finale, the Irish defeated the Louisville Cardinals, 15-9, inside Arlotta Stadium. Eight women highlighted the box score Thursday night, including Jackie Wolak with a team-best seven points off three goals and four assists.
- Kelly Denes surpassed 200 career draw controls Thursday before setting a new single-season best of 103 draws, eclipsing her previous best of 100 in 2022. Her 10 draw controls against the Cardinals led the team while her role in the circle led the team to a 24-4 advantage Thursday.
- With her second goal of the day against RMU last week, Kasey Choma recorded her 200th career point. She went on to post four goals in the contest.
- With an assist on Choma's 200th point mark, Jackie Wolak tied her classmate with her 200th point for the Irish as well.
- Notre Dame's 37 points in the win at Butler matched a program record, previously set earlier this season against Central Michigan.
- Their 26 goals against Butler was a season-high for the Irish, topping that previously set of 24 in February.
- The 23-goal victory was also the largest margin of victory for the Irish this year and their three goals against was second fewest in 2023.
- The Irish head into the postseason at No. 7 nationally, their highest ranking of the season.
- Live stats will be available for the contest as well as the game being aired on the ACCN.
- The attacking trio of Choma, Ahern, and Wolak have combined for 216 of the 371 Irish points.
- Choma now has a team-high 12 hat tricks on the season. Ahern is close behind with 10 while also registering her second sock trick of the year with six goals at Pitt.

THE NOTRE DAME - VIRGINIA SERIES

- Wednesday's matchup will mark the 13th time the two programs meet. All-time the Irish own an

UND.COM



UNIVERSITY INFORMATION

| | |
|---|---|
| School | University of Notre Dame |
| Location | Notre Dame, IN 46556 |
| Founded | 1842 |
| Enrollment | 8,624 (undergraduate), 12,614 (total) |
| Nickname | Fighting Irish |
| Colors | Gold and Blue |
| Affiliation | NCAA Division I |
| Conference | Atlantic Coast Conference (ACC) |
| President | Rev. John I. Jenkins |
| Provost | John T. McGreevy (since July 1 2022) |
| NCAA Faculty Representative | Patricia Bellia (Harvard '91) |
| Athletics Director | Jack Swarbrick (Notre Dame '76) |
| Sr. Assoc. Athletic Director/Sport Admin. | Katie Capps (Western Kentucky '02) |
| Home Venues | Arlotta Stadium Loftus Sports Center |

STAFF INFORMATION

| | |
|---------------------------------|---|
| Head Coach | Christine Halfpenny (Virginia Tech '99) |
| Record at Notre Dame | 134-77, .627 (12th season) |
| Record Overall | 177-121, .588 (17th season) |
| Associate Head Coach | Adam Sear (Maryland '10) |
| Associate Head Coach | Lauren Benner (Virginia '10) |
| Volunteer Assistant | Bridget Deehan (Notre Dame '20/'22) |
| Director of Operations | Allegra Lucia |
| Athletic Trainer | Brad Kneibel |
| Strength and Conditioning Coach | Michelle Truncali |
| Communications | Katherine Harvath |
| Communications Contact | 248-496-9820 |

TEAM INFORMATION

| | |
|---------------------------|-----------------------------|
| 2023 Overall Record | 11-4 |
| 2023 ACC Record | 5-3 |
| 2022 Postseason | 1-2 |
| All-Time Record | 280-176 (.612) |
| ACC Regular Season Record | 40-41 (.486) |
| Returning Players | 28 |
| Players Lost | 8 |
| Newcomers | 10 (9 freshmen, 1 transfer) |
| NCAA Appearances | 15 (Last: 2022) |
| Best NCAA Finish | Semifinalist (2006) |
| First Varsity Season | 1997 |

8-4 record against the Cavaliers.

- Previously this season, the Irish fell to the Cavaliers, 16-13, with Jackie Wolak recording a career-best eight points, including her first career sock trick.
- Kelly Denes and MK Doherty combined for 10 draw control wins against Virginia earlier this season, with both juniors recording five a piece.
- Lilly Callahan made nine stops in the contest.

IN THE POLLS

- Notre Dame is ranked No. 7 in this week's ILWomen/IWLCA poll.
- Five other ACC programs are currently ranked in the top-25 according to the IL Women/IWLCA Preseason Poll, including #2 Syracuse, #4 Boston College, #6 North Carolina, #11 Virginia, and #17 Clemson.

NEARING THE MARK

- With her first save against BC, Lilly Callahan eclipsed the 100 career save mark. She now boasts 138 stops in 30 games played, with a .507 save percentage.
- Hannah Dorney, a recent ACC co-Defensive Player of the Week, hit 100 career ground balls when the Irish hosted BC last weekend. She now has 111 career pick ups.
- Ahern's five goals against UNC brought her career tally to 140. She followed it up with four points against the Eagles, including a hat trick which gave her 202 career points. After consecutive sock and hat tricks on the road to Pennsylvania late in the season, Ahern now has 157 goals, 67 assists and 224 career points in her four years at ND.

BALANCED ATTACK

- The Irish returned 3 of the 4 top scorers from the 2022 season in Kasey Choma, Madison Ahern, Jackie Wolak.
- The top scorers were assisted by Kelly Denes who won 100 draw controls and tallied 14 goals of her own. This season Denes boasts 103 draw controls and currently sits at 207 career draws.
- Choma, Ahern, and Wolak lead the Irish in points combining for 216 points.
- Ahern and Choma currently tie for fifth in the ACC for goals per game (3.25) and 20th nationally.
- Wolak is ranked in the top five in the ACC for points per game (5.06) and assists per game (2.50). Her assists per game is also eighth-best nationally while her points per game average ranks ninth.
- Denes is ranked third in the ACC for draw controls per game tallying 6.44 and is 17th in the country.
- Seventeen different players have scored at least one goal this season with 16 having found the back of the net multiple times.

THREE HEADED MONSTER

- The attacking trio of Choma, Ahern, and Wolak are combining for 216 points.
- Ahern and Choma lead the Irish with 52 goals apiece, while Wolak has 41 goals and 40 assists for a team-best 81 points.
- Choma now has tallied a team-high 12 hat tricks in the 2023 season and Wolak has tallied nine.
- Wolak's game against Virginia saw her set career-high performances in goals (six) and points (eight).
- Choma and Ahern were recently named Tewaaraton nominees for their regular season performance.
- Choma, Ahern and Wolak combined for 17 points in the win over Brown (03/27/23).
- They combined for 11 of the team's 21 goals against the Bears.
- The trio combined for 12 of the team's 17 total points at Virginia to close out March's conference slate.
- Wolak ranks in the top five in the ACC and top-10 nationally for assists per game (2.50).
- Choma tallied a new career high in goals (8) and tied her career high in points (8) in the Virginia Tech game.

DEFENSE ON DEMAND

- The Irish held the nation's top scoring offense to just nine goals, which is more than 12 below Clemson's season average when they played the Tigers in February.
- Notre Dame is the first team this season to hold the Tiger attack under a double-digit goal total in a game.
- Mary Kelly Doherty ranks in the top-10 among ACC foes in caused turnovers per game.
- The Irish have held 11 of their 16 opponents to single digits.
- In early April, Hannah Dorney was named ACC co-Defensive Player of the Week for her transition play against UNC and Brown.
- Emma Schettig won ACC Defensive Player of the Week after helping the Notre Dame defense hold Duke to just six goals.
- Notre Dame has caused havoc on defense, averaging 9.38 caused turnovers per game, a mark that ranks 23rd in the nation and second in the ACC.
- The Irish defense held Virginia Tech to its lowest goal total of the season and tied for its lowest in program history.

NOTRE DAME'S RECORD IN 2023

| | |
|-----------------------|------|
| Home | 8-1 |
| Away | 3-3 |
| Neutral | 1-0 |
| Indoors | 5-2 |
| Outdoors | 7-2 |
| vs. ACC | 6-3 |
| vs. Top-10 Teams | 1-3 |
| vs. Top-20 Teams | 1-1 |
| Scoring First | 11-2 |
| Opponent Scores First | 1-2 |
| Leading at Halftime | 11-0 |
| Trailing at Halftime | 1-4 |
| Tied at Halftime | 0-0 |
| Overtime Games | 0-0 |
| One-Goal Games | 0-1 |
| Two-Goal Games | 0-0 |
| Scoring 1-5 Goals | 0-0 |
| Scoring 6-9 Goals | 0-1 |
| Scoring 10-14 Goals | 3-3 |
| Scoring 15+ Goals | 9-0 |
| Allowing 0-5 Goals | 4-0 |
| Allowing 6-9 Goals | 7-0 |
| Allowing 10-14 Goals | 1-1 |
| Allowing 15+ Goals | 0-3 |
| In February | 3-1 |
| In March | 4-2 |
| In April | 5-1 |
| In May | 0-0 |
| Day Games | 9-3 |
| Night Games | 2-1 |

CALLAHAN IN THE CREASE

- Callahan made her first double-digit save performance of her career, finishing with 15 saves against Northwestern. This also established a new career high in saves for her.
- She ranks in the top five in the country in goals-against average (8.03) and top-15 in save percentage (.492). Her GAA is fifth nationally and leads all ACC goalkeepers.
- Callahan earned her first career win in her first career start while holding the San Diego State attack to just two goals.
- The two goals Callahan allowed marked the lowest scoring output in SDSU program history, which dates back to the 2012 season.
- In 45 minutes played Monday against Butler, Callahan held the opposition scoreless, stopping all seven shots faced.

DOMINATING THE DRAW

- The Irish have won the draw control battle in 13 of their 16 games this season.
- Notre Dame currently ranks No. 2 in the country in draw control percentage (.644) and in the top three for draw controls per game 18.00 while leading the ACC in both categories.
- Kelly Denes leads the Irish in draws per game (6.44) and is the primary player used at the draw for the Irish. She ranks in the top-20 nationally for draw controls per game and third in the conference.
- The Irish draw control unit held the nations leader on the draw circle to only four draw controls in their matchup against Duke.
- The Irish currently have won the draw control battle on the season by a margin of 288-159.

LEADERSHIP GROUP

- On Dec. 20, the Irish named three team captains for the 2023 campaign: Hannah Dorney, Kasey Choma, and Madison Ahern. Dorney is serving as a team captain for the second consecutive season.

ALL-AMERICAN GIRLS

- Last week, Ahern and Choma were named two of the 25 Tewaaraton nominees. Both seniors lead the team with 52 goals a piece while Ahern's 19 assists give her 71 points on the season, and second most among Irish attackers. Choma's 64 points ranks third on the team and leads the midfielders.
- Ahern, Choma and Wolak were named to the ILWomen Mid-season All-American teams. Wolak was a first team honoree as the team leader in points (81) currently ranks fifth nationally in total points and ninth in points per game (5.06). Choma's team-best 52 goals put her on the Mid-Season second team while Ahern was added as an honorable mention at the halfway point of the season.
- Two Irish were named Inside Lacrosse Preseason All-Americans including Kasey Choma (First Team), Madison Ahern (HM).
- Ahern and Choma were also named Preseason All-Americans on February 3. Choma was named to the second team and Ahern to the third team.
- Kasey Choma was named to the USA Lacrosse Magazine Preseason All-American squad, and was also ranked among the top 20 lacrosse players recognized as the game's biggest difference makers checking in at #19.
- Choma and Ahern claimed silver for the USA Super Sixes team at the 2022 World Games.

ALL STAR STAFF

- Head Coach Christine Halfpenny announced the addition of Associate Head Coaches Adam Sear and Lauren Benner.
- Sear comes to Notre Dame from the University of Michigan. He spent five seasons with the Wolverines. He will assist in coordinating the offensive effort for the Irish.
- Benner joins the Irish after spending a season with Loyola. She will serve as the defensive coordinator and work extensively with the goalie unit.
- The Irish also welcome back Bridget Deehan as a volunteer assistant. Deehan graduated from Notre Dame as a two-time All-American goalkeeper.

THANK YOU SENIORS

- Thursday's game served as recognition of the Class of 2023. Against Louisville, eight seniors saw game action, including five of whom tallied goals.
- The Irish honorees include Kasey Choma, Madison Ahern, Jane McAvoy, Jackie Wolak, Kayleigh Wolff, Emma Schettig and Olivia Derrico, along with graduate students Lexi Piekarski and Hannah Dorney.

DAUGHTERS FOR DADS/COMMUNITY SERVICE

- Notre Dame Women's Lacrosse annually dedicates a portion of their season to raise awareness and funding for the Harper Cancer Research Institute (HCRI) through their Daughters for Dads (D4D) campaign.
- The program just finished its ninth annual D4D campaign in 2023. Previous fundraising initiatives include a 2022 virtual 5K where they exceeded their fundraising goal.
- The UNC game April 1, 2023 served as the ninth installment of the fundraising efforts, started originally in 2015 by Coach Halfpenny and Irish alum Jordy Shoemaker.





2023 NOTRE DAME FIGHTING IRISH

| No. | Name | Position | Yr. | Ht. | Hometown/High School |
|-----|--------------------|----------|-----|------|---|
| 1 | Alison Harbaugh | A | JR | 5-6 | Baltimore, Md./The Bryn Mawr School |
| 2 | Abigail Lyons | D | FR | 5-5 | Carle Place, N.Y./Carle Place |
| 3 | Kasey Choma | M | SR | 5-5 | Manorville, N.Y./Eastport South Manor |
| 4 | Kacie Mooney | M | JR | 5-3 | Pittsford, N.Y./Pittsford Mendon |
| 5 | Ciara Mazzone | M | SO | 5-9 | East Greenbush, N.Y./Columbia |
| 6 | Fran Frieri | A | FR | 5-3 | Lockport, Ill./Lockport Township |
| 7 | Mary Kelly Doherty | M | JR | 5-10 | Summit, N.J./Oak Knoll |
| 8 | Ali McHugh | M | JR | 5-1 | Newtown Square, Pa./Episcopal Academy |
| 10 | Madison Ahern | A | SR | 5-8 | Cohasset, Mass./Notre Dame Academy |
| 11 | Marleigh Sanders | A | SO | 5-9 | Milton, Ga./Milton High School |
| 12 | Emma Murphy | A | FR | 5-6 | Midland, Mich./H.H. Dow |
| 13 | Julia Carr | M | SO | 5-10 | Rockville, Md./Stone Ridge School of the Sacret Heart |
| 14 | Grace Weigand | M | SO | 5-7 | Denver, Colo./Regis Jesuit High School |
| 15 | Sophie Proctor | D | JR | 5-6 | Wayne, Pa./Radnor HS |
| 16 | Kristen Shanahan | M | JR | 5-9 | Holbrook, N.Y./Sachem High School East |
| 18 | Anna Kenney | M | FR | 5-9 | Hingham, Mass./Thayer Academy |
| 19 | Aine Maseker | D | JR | 5-7 | Madison, N.J./Oak Knoll School |
| 20 | Jane McAvoy | A | SR | 5-6 | Potomac, Md./Georgetown Visitation Prep |
| 21 | Ava Kristynik | M/A | SO | 5-9 | Southlake, Tx./Liberty Christian School |
| 22 | Hannah Dorney | D | GR | 5-6 | Port Jefferson Station, N.Y./Comsewogue HS |
| 23 | Jackie Wolak | A | SR | 5-5 | Ridgewood, N.J./Ridgewood High School |
| 24 | Ellie Noto | D | FR | 5-5 | Atherton, Calif./Sacred Heart Preparatory |
| 25 | Alexa Piekarski | D | GR | 5-5 | Dublin, OH/Dublin Coffman |
| 26 | Kayleigh Wolff | D | SR | 5-5 | Maplewood, N.J./Oak Knoll School |
| 27 | Maeve Dwyer | M | FR | 5-6 | Winnetka, Ill./Loyola Academy |
| 30 | Malie Follet | G | SO | 5-6 | Fulton, N.Y./G. Ray Bodley High School |
| 33 | Abby Maichin | A | JR | 5-9 | Huntington, N.Y./Huntington High School |
| 34 | Jaclyn Marszal | A | FR | 5-8 | Catonsville, Md./Glenelg Country School |
| 35 | Lilly Callahan | G | JR | 6-0 | Needham, Mass./Needham HS |
| 36 | Kyle Kirby | A | JR | 5-5 | Westport, Conn./Staples HS |
| 37 | Emma Schettig | D | SR | 5-9 | Woodbine, Md./McDonogh School |
| 41 | Franny O'Brien | M | FR | 5-7 | Bedford Corners, N.Y./Sacred Heart Greenwich |
| 42 | Isabel Pithie | G | SO | 5-6 | Norwell, Mass./Norwell HS |
| 43 | Avery Gawronski | G | FR | 5-5 | Mullica Hill, N.J./Clearview Regional |
| 44 | Keelin Schlageter | M | JR | 5-9 | Maplewood, N.J./Oak Knoll School |
| 47 | Olivia Derrico | D | SR | 5-7 | Ridgewood, N.J./Ridgewood High School |
| 55 | Kelly Denes | M | JR | 5-10 | Jupiter, Fla./Cardinal Newman HS |

COACHING STAFF

| | |
|---------------------------------|---|
| Head Coach | Christine Halfpenny (Virginia Tech '99) |
| Associate Head Coach | Adam Sear (Maryland '10) |
| Associate Head Coach | Lauren Benner (Virginia '10) |
| Volunteer Assistant | Bridget Deehan (Notre Dame '20/'22) |
| Athletic Trainer | Brad Kneibel |
| Strength and Conditioning Coach | Michelle Truncali |

PRONUNCIATION GUIDE

| | |
|------------------------|------------------|
| Madison Ahern | uh-her-n |
| Kasey Choma | CHOH-muh |
| Kelly Denes | dennis |
| Olivia Derrico | dare-ick-oh |
| Abby Maichin | may-chin |
| Aine Maseker | ON-yuh, massacre |
| Ava Kristynik | krist-in-ick |
| Grace Weigand | why-gan |
| Malie "May May" Follet | fo-let |
| Fran Frieri | fee-air-ee |
| Avery Gawronski | guh-ron-ski |
| Alexa Piekarski | pie-car-ski |

TEAM SUPERLATIVES

| Team Records at Home | |
|-------------------------------------|--|
| Most points in a home game | 37, vs. Central Michigan, 2/19/23 (24G, 13 A) |
| Most goals in a home game | 27, vs. Detroit Mercy, 4/5/22 |
| Most assists in a home game | 16, vs. California, 2/28/16 |
| Most shots in a home game | 50, vs. Detroit Mercy, 2/11/17 |
| Most ground balls in a home game | 38, vs. Columbia, 4/22/00 |
| Most draw controls in a home game | 24, vs. Central Michigan, 2/19/23 |
| Fewest goals allowed in a home game | 0, vs. Kent State, 2/24/19 |
| | 0, vs. Villanova, 4/9/10 |
| Team Records on the Road | |
| Most points in a road game | 37, at Butler, 4/10/23 (26 G, 11 A) |
| Most goals in a road game | 26, at Butler, 4/10/23 |
| Most assists in a road game | 17, at Ohio State, 2/22/19 |
| Most shots in a road game | 49, at Duquesne, 2/14/09 |
| Most ground balls in a road game | 38, vs. Yale (Durham, NC), 4/15/00 |
| | 38, at California, 2/11/11 |
| Most draw controls in a road game | 23, at Ohio State, 2/22/19 |
| Fewest goals allowed in a road game | 1, at Loyola (MD), 3/25/07 |
| Team Season Records | |
| Most points in a season | 471, 2009 |
| Most goals in a season | 321, 2009 |
| Most assists in a season | 150, 2009 |
| Most shots in a season | 700, 2009 |
| Most ground balls in a season | 516, 2002 |
| Most draw controls in a season | 307, 2009 |
| Fewest goals allowed in a season | 113, 1997 |
| Largest margin of victory | |
| | 27, vs. Kent State, 2/24/19 |
| | 24, vs. Cincinnati, 2/12/14 |

INDIVIDUAL SUPERLATIVES

| Individual Records at Home | |
|---------------------------------|--|
| Most points in a home game | 12, Jillian Byers, 4/18/09 (7 G, 5 A, 12 P) |
| Most goals in a home game | 8, Courtney Fortunato, 3/14/15, vs. VT 8, Kasey Choma, 3/16/23, vs. VT |
| Most assists in a home game | 6, 3x, M. Tamasitis, 4/28/12, vs. Cincinnati |
| | 6, Gina Scioscia, 3/17/09, vs. Rutgers |
| Most saves in a home game | 20, Tara Durkin, 4/2/00, vs. Vanderbilt |
| Individual Records on the Road | |
| Most points in a road game | 12, Maddie Howe, 2/22/19, at Ohio State (6 G, 6 A, 12 P) |
| Most goals in a road game | 9, Crysti Foote, 2/24/06, at California |
| Most assists in a road game | 8, M. Tamasitis, 4/14/12, at Connecticut |
| Most saves in a road game | 22, Carol Dixon, 4/9/06, at Duke |
| Individual Records | |
| Most points in a game | 12, Maddie Howe, 2/22/19, at Ohio State (6 G, 6 A, 12 P) |
| | 12, Jillian Byers, 4/18/09 (7 G, 5 A, 12 P) |
| Most points in a half | 9, Jillian Byers, 1st half, 4/18/09 (5 G, 4 A, 9 P) |
| Most goals in a game | 9, Crysti Foote, 2/24/06, at California |
| Most goals in a half | 6, C. Fortunato, 1st half, 4/6/17, vs. Kennesaw St. |
| | 6, 2x, Danielle Shearer, 1st half, 4/27/03, vs. Rutgers |
| | 6, Courtney Calabrese, 1st half, 4/19/98, vs. Gannon |
| Most assists in a game | 8, M. Tamasitis, 4/14/12, at Connecticut |
| Most assists in a half | 5, 2x, M. Tamasitis, first half, 4/28/12, vs. Cincinnati |
| Most saves in a game | 22, Carol Dixon, 4/9/06, at Duke |
| Most ground balls in a game | 10, Holly Manthei, 4/25/98, vs. Harvard |
| Most draw controls in a game | 16, Andie Aldave, 2/22/19, at Ohio State |
| Most caused turnovers in a game | 7, 2x, Barbara Sullivan, 3/13/16 |
| | 7, Shaylyn Blaney, 4/17/10 |
| Fastest goal/first half | :06, Cara Buchanan, at Davidson, 3/31/97 |
| Fastest goal/second half | :12, Kerry Callahan, at Fairfield, 3/11/97 |



**2023 Notre Dame Women's Lacrosse
Notre Dame Combined Team Statistics
All games (as of Apr 21, 2023)**

| Shots on Goal | 1st | 2nd | 3rd | 4th | Total |
|----------------------|------------|------------|------------|------------|--------------|
| Notre Dame | 142 | 104 | 104 | 91 | 441 |
| Opponents | 59 | 79 | 57 | 62 | 257 |



NOTRE DAME IN 2023 NCAA STATISTICAL TEAM RANKINGS

NCAA Statistics

Notre Dame - 2022-23 Women's Lacrosse Ranking Summary thru games 04/20/2023

| Statistic | National Rank | Conference Rank | Value | National Leader | Value | Conference Leader | Value |
|--|---------------|-----------------|-------|-----------------|-------|-------------------|-------|
| Assists Per Game (0 ranked) | | | | | | | |
| Assists Per Game (120 ranked) | 20 | 5 | 6.81 | Syracuse | 9.69 | Syracuse | 9.69 |
| Caused Turnovers Per Game (120 ranked) | 23 | 2 | 9.38 | Campbell | 14.64 | Duke | 10.44 |
| Clearing Percentage (120 ranked) | 32 | 7 | 0.891 | North Carolina | 0.952 | North Carolina | 0.952 |
| Draw Control Percentage (120 ranked) | 2 | 1 | 0.644 | Loyola Maryland | 0.711 | Notre Dame | 0.644 |
| Draw Controls Per Game (120 ranked) | 3 | 1 | 18.00 | Marquette | 19.13 | Notre Dame | 18.00 |
| Face-Off Win Percentage (2 ranked) | | | | UC Davis | 0.727 | | |
| Fouls Per Game (120 ranked) | 118 | 10 | 27.75 | Jacksonville | 3.71 | Boston College | 13.75 |
| Free Position Percentage (120 ranked) | 17 | 3 | 0.506 | UAlbany | 0.600 | Virginia Tech | 0.529 |
| Ground Balls Per Game (120 ranked) | 52 | 1 | 16.25 | Campbell | 22.21 | Notre Dame | 16.25 |
| Points Per Game (120 ranked) | 9 | 4 | 23.19 | Northwestern | 27.27 | Syracuse | 26.50 |
| Red Cards (1 ranked) | | | | 6 teams tied | 1 | Louisville | 1 |
| Saves Percentage (120 ranked) | 22 | 3 | 0.473 | Florida | 0.538 | Syracuse | 0.505 |
| Scoring Defense (120 ranked) | 8 | 2 | 8.44 | Denver | 6.07 | Clemson | 8.29 |
| Scoring Margin (64 ranked) | 4 | 1 | 7.94 | Loyola Maryland | 8.87 | Notre Dame | 7.94 |
| Scoring Offense (120 ranked) | 5 | 2 | 16.38 | Northwestern | 18.07 | Syracuse | 16.81 |
| Shot Percentage (120 ranked) | 19 | 4 | 0.464 | Syracuse | 0.520 | Syracuse | 0.520 |
| Shots Per Game (120 ranked) | 4 | 1 | 35.31 | Marquette | 38.00 | Notre Dame | 35.31 |
| Shots on Goal Per Game (120 ranked) | 2 | 1 | 27.62 | Marquette | 28.47 | Notre Dame | 27.62 |
| Turnovers Per Game (120 ranked) | 8 | 3 | 12.00 | North Carolina | 9.13 | North Carolina | 9.13 |
| Win Percentage (120 ranked) | 17 | 4 | 0.750 | Denver | 1.000 | Syracuse | 0.938 |
| Yellow Cards (120 ranked) | 54 | 7 | 30 | Cincinnati | 54 | Duke | 39 |

NOTRE DAME IN 2023 NCAA INDIVIDUAL RANKINGS

| Statistic | Player | National Rank | Conference Rank | Value | National Leader | Value | Conference Leader | Value |
|---|--|-----------------|-----------------|-------------------------|---|----------------|-----------------------------|-------|
| Assists (139 ranked) | Jackie Wolak Madison Ahern | 6 75 | 4 11 | 40 | Mary Schumar, Marquette | 61 | Emma Ward, Syracuse | 50 |
| Assists Per Game (142 ranked) | Jackie Wolak Madison Ahern | 8 113 | 4 13 | 2.50 1.19 | Mary Schumar, Marquette | 4.07 | Emma Ward, Syracuse | 3.12 |
| Caused Turnovers Per Game (145 ranked) | Mary Kelly Doherty | 142 | 8 | 1.12 | Meghan Ball, Rutgers | 3.79 | Cubby Biscardi, Duke | 1.88 |
| Draw Controls Per Game (150 ranked) | Kelly Denes Mary Kelly Doherty | 17 31 | 3 6 | 6.44 5.50 | Maddie Jenner, Duke | 10.81 | Maddie Jenner, Duke | 10.81 |
| Face-Off Win Percentage (5 ranked) | | | | | Grace Gebhardt, UC Davis | 1.000 | | |
| Free Position Goals Per Game (137 ranked) | Madison Ahern Kasey Choma | 9 137 | 1 10 | 1.06 0.50 | Autumn McHenry, Saint Francis (PA) | 1.57 | Madison Ahern, Notre Dame | 1.06 |
| Free Position Percentage (150 ranked) | Madison Ahern Kasey Choma | 9 86 | 3 8 | 0.708 0.471 | Julia Gilbert, Denver Lexi Schmalz, Duke | 0.778 0.778 | Lexi Schmalz, Duke | 0.778 |
| Goals (147 ranked) | Madison Ahern Kasey Choma Jackie Wolak | 7 7 50 | 4 4 13 | 52 52 41 | Izzy Scane, Northwestern | 72 | Jenn Medjid, Boston College | 64 |
| Goals Per Game (149 ranked) | Madison Ahern Kasey Choma Jackie Wolak | 20 20 90 | 5 5 14 | 3.25 3.25 2.56 | Izzy Scane, Northwestern | 5.54 | Jenn Medjid, Boston College | 4.27 |
| Goals-Against Average (102 ranked) | Lilly Callahan | 5 | 1 | 8.03 | Emelia Bohi, Denver | 6.29 | Lilly Callahan, Notre Dame | 8.03 |
| Ground Balls Per Game (147 ranked) | Hannah Dorney | 100 | 3 | 2.06 | Paige Gunning, Vanderbilt | 3.85 | Delaney Sweitzer, Syracuse | 3.62 |
| Points (139 ranked) | Jackie Wolak Madison Ahern Kasey Choma | 5 11 22 | 3 5 8 | 81 71 64 | Izzy Scane, Northwestern | 91 | Meaghan Tyrrell, Syracuse | 89 |
| Points Per Game (150 ranked) | Jackie Wolak Madison Ahern Kasey Choma | 9 25 48 | 3 5 8 | 5.06 4.44 4.00 | Izzy Scane, Northwestern | 7.00 | Meaghan Tyrrell, Syracuse | 5.56 |
| Save Percentage (102 ranked) | Lilly Callahan | 15 | 2 | 0.492 | Elyssa Enrique, Saint Francis (PA) | 0.543 | Delaney Sweitzer, Syracuse | 0.532 |
| Saves (148 ranked) | Lilly Callahan | 41 | 5 | 116 | Sam Horan, San Diego St. | 167 | Delaney Sweitzer, Syracuse | 149 |
| Saves Per Game (102 ranked) | Lilly Callahan | 66 | 6 | 7.25 | Sam Horan, San Diego St. | 12.85 | Delaney Sweitzer, Syracuse | 9.31 |
| Shot Percentage (150 ranked) | Madison Ahern Kasey Choma Jackie Wolak | 30 87 105 | 5 12 14 | 0.553 0.500 0.494 | Allie Boyce, Bucknell | 0.733 | Mackenzie Hoeg, Virginia | 0.630 |
| Shots Per Game (147 ranked) | Kasey Choma Madison Ahern Jackie Wolak | 41 66 122 | 6 8 16 | 6.50 5.88 5.19 | Izzy Scane, Northwestern | 10.54 | Jenn Medjid, Boston College | 8.07 |
| Shots on Goal Per Game (147 ranked) | Madison Ahern Kasey Choma Jackie Wolak | 27 32 130 | 3 5 16 | 5.19 5.06 3.81 | Izzy Scane, Northwestern | 7.54 | Rachel Clark, Virginia | 5.88 |



CAREER STATISTICS

Individual Career History

Madison Ahern

| Season | GP | G | A | Pts | Shots | Shot% | SOG | SOG% | UP | DN | GB | DC | TO | CT | Pen-Min |
|--------|----|-----|----|-----|-------|-------|-----|------|----|----|----|----|----|----|---------|
| 2020 | 7 | 16 | 11 | 27 | 29 | .552 | 23 | .793 | 2 | 0 | 3 | 0 | 14 | 3 | 0-0.0 |
| 2021 | 17 | 32 | 17 | 49 | 69 | .464 | 49 | .710 | 2 | 0 | 13 | 0 | 27 | 5 | 0-0.0 |
| 2022 | 19 | 57 | 20 | 77 | 120 | .475 | 90 | .750 | 6 | 2 | 14 | 2 | 25 | 12 | 0-0.0 |
| 2023 | 16 | 52 | 19 | 71 | 94 | .553 | 82 | .872 | 5 | 1 | 9 | 2 | 20 | 9 | 0-0.0 |
| TOTAL | 59 | 157 | 67 | 224 | 312 | .503 | 244 | .782 | 15 | 3 | 39 | 4 | 86 | 29 | 0-0.0 |

Lilly Callahan

| Season | GP | G | A | Pts | Shots | Shot% | SOG | SOG% | UP | DN | GB | DC | TO | CT | Pen-Min |
|--------|----|---|---|-----|-------|-------|-----|------|----|----|----|----|----|----|---------|
| 2021 | 5 | 0 | 0 | 0 | - | - | - | - | 0 | 0 | 0 | 0 | 0 | 0 | 0-0.0 |
| 2022 | 9 | 0 | 0 | 0 | - | - | - | - | 0 | 0 | 2 | 0 | 1 | 0 | 0-0.0 |
| 2023 | 16 | 0 | 0 | 0 | - | - | - | - | 0 | 0 | 17 | 0 | 0 | 4 | 0-0.0 |
| TOTAL | 30 | 0 | 0 | 0 | - | - | - | - | 0 | 0 | 19 | 0 | 1 | 4 | 0-0.0 |

| Goalie | GP | Minutes | GA | GAAvg | Saves | Save% | W | L | T | Sho |
|--------|----|---------|-----|-------|-------|-------|----|---|---|-----|
| 2021 | 5 | 51:03 | 4 | 4.70 | 4 | .500 | 0 | 0 | 0 | 0 |
| 2022 | 9 | 64:35 | 10 | 9.29 | 17 | .630 | 0 | 0 | 0 | 0 |
| 2023 | 16 | 896:29 | 120 | 8.03 | 117 | .494 | 12 | 4 | 0 | 0 |
| TOTAL | 30 | 1012:07 | 134 | 7.94 | 138 | .507 | 12 | 4 | 0 | 0 |

Julia Carr

| Season | GP | G | A | Pts | Shots | Shot% | SOG | SOG% | UP | DN | GB | DC | TO | CT | Pen-Min |
|--------|----|---|---|-----|-------|-------|-----|------|----|----|----|----|----|----|---------|
| 2022 | 6 | 0 | 0 | 0 | - | - | - | - | 0 | 0 | 0 | 0 | 0 | 1 | 0-0.0 |
| 2023 | 11 | 0 | 1 | 1 | - | - | - | - | 0 | 0 | 6 | 3 | 5 | 8 | 0-0.0 |
| TOTAL | 17 | 0 | 1 | 1 | - | - | - | - | 0 | 0 | 6 | 3 | 5 | 9 | 0-0.0 |

Kasey Choma

| Season | GP | G | A | Pts | Shots | Shot% | SOG | SOG% | UP | DN | GB | DC | TO | CT | Pen-Min |
|--------|----|-----|----|-----|-------|-------|-----|------|----|----|----|----|----|----|---------|
| 2020 | 7 | 22 | 1 | 23 | 33 | .667 | 30 | .909 | 2 | 0 | 4 | 12 | 5 | 8 | 0-0.0 |
| 2021 | 18 | 45 | 5 | 50 | 98 | .459 | 73 | .745 | 3 | 0 | 18 | 17 | 13 | 8 | 0-0.0 |
| 2022 | 19 | 59 | 8 | 67 | 111 | .532 | 88 | .793 | 4 | 0 | 24 | 28 | 20 | 14 | 0-0.0 |
| 2023 | 16 | 52 | 12 | 64 | 104 | .500 | 81 | .779 | 6 | 1 | 24 | 7 | 15 | 12 | 0-0.0 |
| TOTAL | 60 | 178 | 26 | 204 | 346 | .514 | 272 | .786 | 15 | 1 | 70 | 64 | 53 | 42 | 0-0.0 |

Kelly Denes

| Season | GP | G | A | Pts | Shots | Shot% | SOG | SOG% | UP | DN | GB | DC | TO | CT | Pen-Min |
|--------|----|----|----|-----|-------|-------|-----|------|----|----|----|-----|----|----|---------|
| 2021 | 8 | 2 | 1 | 3 | 7 | .286 | 4 | .571 | 2 | 0 | 3 | 4 | 4 | 2 | 0-0.0 |
| 2022 | 19 | 14 | 1 | 15 | 37 | .378 | 26 | .703 | 2 | 1 | 19 | 100 | 6 | 7 | 0-0.0 |
| 2023 | 16 | 14 | 8 | 22 | 29 | .483 | 22 | .759 | 2 | 0 | 18 | 103 | 11 | 7 | 0-0.0 |
| TOTAL | 43 | 30 | 10 | 40 | 73 | .411 | 52 | .712 | 6 | 1 | 40 | 207 | 21 | 16 | 0-0.0 |

Olivia Derrico

| Season | GP | G | A | Pts | Shots | Shot% | SOG | SOG% | UP | DN | GB | DC | TO | CT | Pen-Min |
|--------|----|---|---|-----|-------|-------|-----|------|----|----|----|----|----|----|---------|
| 2022 | 4 | 0 | 0 | 0 | - | - | - | - | 0 | 0 | 1 | 0 | 0 | 0 | 0-0.0 |
| 2023 | 5 | 0 | 0 | 0 | - | - | - | - | 0 | 0 | 0 | 0 | 1 | 0 | 0-0.0 |

CAREER STATISTICS

Individual Career History

Mary Kelly Doherty

| Season | GP | G | A | Pts | Shots | Shot% | SOG | SOG% | UP | DN | GB | DC | TO | CT | Pen-Min |
|--------|----|----|----|-----|-------|-------|-----|-------|----|----|----|-----|----|----|---------|
| 2021 | 3 | 0 | 0 | 0 | 1 | .000 | 1 | 1.000 | 0 | 0 | 1 | 1 | 0 | 1 | 0-0.0 |
| 2022 | 19 | 18 | 9 | 27 | 49 | .367 | 33 | .673 | 1 | 0 | 21 | 45 | 6 | 14 | 0-0.0 |
| 2023 | 16 | 24 | 4 | 28 | 60 | .400 | 48 | .800 | 0 | 0 | 24 | 88 | 15 | 18 | 0-0.0 |
| TOTAL | 38 | 42 | 13 | 55 | 110 | .382 | 82 | .745 | 1 | 0 | 46 | 134 | 21 | 33 | 0-0.0 |

Hannah Dorney

| Season | GP | G | A | Pts | Shots | Shot% | SOG | SOG% | UP | DN | GB | DC | TO | CT | Pen-Min |
|--------|----|----|----|-----|-------|-------|-----|------|----|----|-----|----|----|----|---------|
| 2019 | 19 | 16 | 6 | 22 | 40 | .400 | 27 | .675 | 1 | 0 | 16 | 3 | 17 | 8 | 0-0.0 |
| 2020 | 7 | 4 | 2 | 6 | 10 | .400 | 8 | .800 | 0 | 0 | 9 | 0 | 4 | 2 | 0-0.0 |
| 2021 | 14 | 5 | 1 | 6 | 17 | .294 | 14 | .824 | 0 | 0 | 17 | 1 | 8 | 13 | 0-0.0 |
| 2022 | 19 | 9 | 3 | 12 | 19 | .474 | 14 | .737 | 0 | 0 | 36 | 1 | 18 | 28 | 0-0.0 |
| 2023 | 16 | 9 | 3 | 12 | 24 | .375 | 14 | .583 | 0 | 0 | 33 | 5 | 12 | 17 | 0-0.0 |
| TOTAL | 75 | 43 | 15 | 58 | 110 | .391 | 77 | .700 | 1 | 0 | 111 | 10 | 59 | 68 | 0-0.0 |

Maeve Dwyer

| Season | GP | G | A | Pts | Shots | Shot% | SOG | SOG% | UP | DN | GB | DC | TO | CT | Pen-Min |
|--------|----|---|---|-----|-------|-------|-----|------|----|----|----|----|----|----|---------|
| 2023 | 5 | 0 | 0 | 0 | - | - | - | - | 0 | 0 | 0 | 0 | 1 | 1 | 0-0.0 |
| TOTAL | 5 | 0 | 0 | 0 | - | - | - | - | 0 | 0 | 0 | 0 | 1 | 1 | 0-0.0 |

Malie Follet

| Season | GP | G | A | Pts | Shots | Shot% | SOG | SOG% | UP | DN | GB | DC | TO | CT | Pen-Min |
|--------|----|---|---|-----|-------|-------|-----|------|----|----|----|----|----|----|---------|
| 2023 | 6 | 0 | 0 | 0 | - | - | - | - | 0 | 0 | 0 | 0 | 0 | 0 | 0-0.0 |
| TOTAL | 6 | 0 | 0 | 0 | - | - | - | - | 0 | 0 | 0 | 0 | 0 | 0 | 0-0.0 |

| Goalie | GP | Minutes | GA | GAAvg | Saves | Save% | W | L | T | Sho |
|--------|----|---------|----|-------|-------|-------|---|---|---|-----|
| 2023 | 6 | 63:31 | 15 | 14.17 | 5 | .250 | 0 | 0 | 0 | 0 |
| TOTAL | 6 | 63:31 | 15 | 14.17 | 5 | .250 | 0 | 0 | 0 | 0 |

Fran Frieri

| Season | GP | G | A | Pts | Shots | Shot% | SOG | SOG% | UP | DN | GB | DC | TO | CT | Pen-Min |
|--------|----|---|---|-----|-------|-------|-----|------|----|----|----|----|----|----|---------|
| 2023 | 6 | 3 | 0 | 3 | 7 | .429 | 6 | .857 | 1 | 0 | 2 | 0 | 4 | 1 | 0-0.0 |
| TOTAL | 6 | 3 | 0 | 3 | 7 | .429 | 6 | .857 | 1 | 0 | 2 | 0 | 4 | 1 | 0-0.0 |

Avery Gawronski

Alison Harbaugh

| Season | GP | G | A | Pts | Shots | Shot% | SOG | SOG% | UP | DN | GB | DC | TO | CT | Pen-Min |
|--------|----|---|---|-----|-------|-------|-----|-------|----|----|----|----|----|----|---------|
| 2021 | 2 | 1 | 0 | 1 | 1 | 1.000 | 1 | 1.000 | 0 | 0 | 0 | 0 | 0 | 0 | 0-0.0 |
| 2022 | 6 | 1 | 2 | 3 | 4 | .250 | 3 | .750 | 0 | 0 | 0 | 0 | 1 | 0 | 0-0.0 |
| 2023 | 7 | 0 | 1 | 1 | 1 | .000 | - | - | 0 | 0 | 0 | 0 | 3 | 0 | 0-0.0 |
| TOTAL | 15 | 2 | 3 | 5 | 6 | .333 | 4 | .667 | 0 | 0 | 0 | 0 | 4 | 0 | 0-0.0 |

CAREER STATISTICS

Individual Career History

Anna Kenney

| Season | GP | G | A | Pts | Shots | Shot% | SOG | SOG% | UP | DN | GB | DC | TO | CT | Pen-Min |
|--------|----|---|---|-----|-------|-------|-----|-------|----|----|----|----|----|----|---------|
| 2023 | 9 | 7 | 0 | 7 | 12 | .583 | 12 | 1.000 | 0 | 0 | 3 | 3 | 3 | 1 | 0-0.0 |
| TOTAL | 9 | 7 | 0 | 7 | 12 | .583 | 12 | 1.000 | 0 | 0 | 3 | 3 | 3 | 1 | 0-0.0 |

Kyle Kirby

Ava Kristynik

| Season | GP | G | A | Pts | Shots | Shot% | SOG | SOG% | UP | DN | GB | DC | TO | CT | Pen-Min |
|--------|----|---|---|-----|-------|-------|-----|------|----|----|----|----|----|----|---------|
| 2022 | 10 | 3 | 0 | 3 | 7 | .429 | 4 | .571 | 0 | 0 | 0 | 10 | 2 | 0 | 0-0.0 |
| 2023 | 8 | 2 | 2 | 4 | 8 | .250 | 4 | .500 | 0 | 0 | 1 | 0 | 1 | 0 | 0-0.0 |
| TOTAL | 18 | 5 | 2 | 7 | 15 | .333 | 8 | .533 | 0 | 0 | 1 | 10 | 3 | 0 | 0-0.0 |

Abigail Lyons

| Season | GP | G | A | Pts | Shots | Shot% | SOG | SOG% | UP | DN | GB | DC | TO | CT | Pen-Min |
|--------|----|---|---|-----|-------|-------|-----|------|----|----|----|----|----|----|---------|
| 2023 | 11 | 0 | 0 | 0 | - | - | - | - | 0 | 0 | 6 | 0 | 2 | 2 | 0-0.0 |
| TOTAL | 11 | 0 | 0 | 0 | - | - | - | - | 0 | 0 | 6 | 0 | 2 | 2 | 0-0.0 |

Abby Maichin

| Season | GP | G | A | Pts | Shots | Shot% | SOG | SOG% | UP | DN | GB | DC | TO | CT | Pen-Min |
|--------|----|----|---|-----|-------|-------|-----|-------|----|----|----|----|----|----|---------|
| 2021 | 4 | 1 | 0 | 1 | 1 | 1.000 | 1 | 1.000 | 0 | 0 | 0 | 0 | 1 | 0 | 0-0.0 |
| 2022 | 9 | 1 | 0 | 1 | 3 | .333 | 2 | .667 | 0 | 0 | 2 | 0 | 2 | 1 | 0-0.0 |
| 2023 | 16 | 10 | 1 | 11 | 26 | .385 | 20 | .769 | 2 | 0 | 3 | 0 | 5 | 1 | 0-0.0 |
| TOTAL | 29 | 12 | 1 | 13 | 30 | .400 | 23 | .767 | 2 | 0 | 5 | 0 | 8 | 2 | 0-0.0 |

Jaclyn Marszal

| Season | GP | G | A | Pts | Shots | Shot% | SOG | SOG% | UP | DN | GB | DC | TO | CT | Pen-Min |
|--------|----|---|---|-----|-------|-------|-----|-------|----|----|----|----|----|----|---------|
| 2023 | 5 | 2 | 0 | 2 | 3 | .667 | 3 | 1.000 | 0 | 0 | 0 | 0 | 3 | 0 | 0-0.0 |
| TOTAL | 5 | 2 | 0 | 2 | 3 | .667 | 3 | 1.000 | 0 | 0 | 0 | 0 | 3 | 0 | 0-0.0 |

Aine Maseker

| Season | GP | G | A | Pts | Shots | Shot% | SOG | SOG% | UP | DN | GB | DC | TO | CT | Pen-Min |
|--------|----|---|---|-----|-------|-------|-----|------|----|----|----|----|----|----|---------|
| 2021 | 4 | 0 | 0 | 0 | - | - | - | - | 0 | 0 | 0 | 0 | 0 | 0 | 0-0.0 |
| 2022 | 12 | 0 | 0 | 0 | - | - | - | - | 0 | 0 | 7 | 0 | 8 | 1 | 0-0.0 |
| 2023 | 16 | 0 | 0 | 0 | - | - | - | - | 0 | 0 | 4 | 0 | 2 | 7 | 0-0.0 |
| TOTAL | 32 | 0 | 0 | 0 | - | - | - | - | 0 | 0 | 11 | 0 | 10 | 8 | 0-0.0 |

Ciara Mazzone

| Season | GP | G | A | Pts | Shots | Shot% | SOG | SOG% | UP | DN | GB | DC | TO | CT | Pen-Min |
|--------|----|---|---|-----|-------|-------|-----|------|----|----|----|----|----|----|---------|
| 2022 | 3 | 2 | 0 | 2 | 4 | .500 | 3 | .750 | 0 | 0 | 0 | 1 | 0 | 0 | 0-0.0 |
| TOTAL | 3 | 2 | 0 | 2 | 4 | .500 | 3 | .750 | 0 | 0 | 0 | 1 | 0 | 0 | 0-0.0 |

CAREER STATISTICS

Individual Career History

Jane McAvoy

| Season | GP | G | A | Pts | Shots | Shot% | SOG | SOG% | UP | DN | GB | DC | TO | CT | Pen-Min |
|--------|----|----|----|-----|-------|-------|-----|-------|----|----|----|----|----|----|---------|
| 2020 | 1 | 0 | 0 | 0 | 1 | .000 | 1 | 1.000 | 0 | 0 | 1 | 0 | 1 | 0 | 0-0.0 |
| 2022 | 15 | 7 | 4 | 11 | 13 | .538 | 10 | .769 | 1 | 1 | 1 | 0 | 5 | 1 | 0-0.0 |
| 2023 | 16 | 14 | 7 | 21 | 31 | .452 | 26 | .839 | 1 | 0 | 11 | 1 | 13 | 2 | 0-0.0 |
| TOTAL | 32 | 21 | 11 | 32 | 45 | .467 | 37 | .822 | 2 | 1 | 13 | 1 | 19 | 3 | 0-0.0 |

Alexandra McHugh

| Season | GP | G | A | Pts | Shots | Shot% | SOG | SOG% | UP | DN | GB | DC | TO | CT | Pen-Min |
|--------|----|---|---|-----|-------|-------|-----|------|----|----|----|----|----|----|---------|
| 2021 | 4 | 1 | 0 | 1 | 2 | .500 | 1 | .500 | 0 | 0 | 0 | 0 | 0 | 0 | 0-0.0 |
| 2022 | 13 | 1 | 1 | 2 | 7 | .143 | 5 | .714 | 0 | 0 | 3 | 0 | 5 | 1 | 0-0.0 |
| 2023 | 16 | 4 | 2 | 6 | 9 | .444 | 8 | .889 | 0 | 0 | 17 | 38 | 8 | 7 | 0-0.0 |
| TOTAL | 33 | 6 | 3 | 9 | 18 | .333 | 14 | .778 | 0 | 0 | 20 | 38 | 13 | 8 | 0-0.0 |

Kacie Mooney

| Season | GP | G | A | Pts | Shots | Shot% | SOG | SOG% | UP | DN | GB | DC | TO | CT | Pen-Min |
|--------|----|---|---|-----|-------|-------|-----|------|----|----|----|----|----|----|---------|
| 2021 | 1 | 0 | 0 | 0 | - | - | - | - | 0 | 0 | 0 | 0 | 0 | 0 | 0-0.0 |
| 2022 | 8 | 0 | 0 | 0 | - | - | - | - | 0 | 0 | 0 | 0 | 2 | 1 | 0-0.0 |
| 2023 | 6 | 0 | 0 | 0 | - | - | - | - | 0 | 0 | 2 | 0 | 0 | 1 | 0-0.0 |
| TOTAL | 15 | 0 | 0 | 0 | - | - | - | - | 0 | 0 | 2 | 0 | 2 | 2 | 0-0.0 |

Emma Murphy

| Season | GP | G | A | Pts | Shots | Shot% | SOG | SOG% | UP | DN | GB | DC | TO | CT | Pen-Min |
|--------|----|---|---|-----|-------|-------|-----|------|----|----|----|----|----|----|---------|
| 2023 | 4 | 0 | 0 | 0 | 3 | .000 | 2 | .667 | 0 | 0 | 0 | 0 | 1 | 0 | 0-0.0 |
| TOTAL | 4 | 0 | 0 | 0 | 3 | .000 | 2 | .667 | 0 | 0 | 0 | 0 | 1 | 0 | 0-0.0 |

Ellie Noto

| Season | GP | G | A | Pts | Shots | Shot% | SOG | SOG% | UP | DN | GB | DC | TO | CT | Pen-Min |
|--------|----|---|---|-----|-------|-------|-----|------|----|----|----|----|----|----|---------|
| 2023 | 4 | 0 | 0 | 0 | - | - | - | - | 0 | 0 | 0 | 0 | 0 | 0 | 0-0.0 |
| TOTAL | 4 | 0 | 0 | 0 | - | - | - | - | 0 | 0 | 0 | 0 | 0 | 0 | 0-0.0 |

Franny O'Brien

| Season | GP | G | A | Pts | Shots | Shot% | SOG | SOG% | UP | DN | GB | DC | TO | CT | Pen-Min |
|--------|----|---|---|-----|-------|-------|-----|-------|----|----|----|----|----|----|---------|
| 2023 | 8 | 4 | 0 | 4 | 5 | .800 | 5 | 1.000 | 0 | 0 | 4 | 1 | 1 | 2 | 0-0.0 |
| TOTAL | 8 | 4 | 0 | 4 | 5 | .800 | 5 | 1.000 | 0 | 0 | 4 | 1 | 1 | 2 | 0-0.0 |

Alexa Piekarski

| Season | GP | G | A | Pts | Shots | Shot% | SOG | SOG% | UP | DN | GB | DC | TO | CT | Pen-Min |
|--------|----|---|---|-----|-------|-------|-----|------|----|----|----|----|----|----|---------|
| 2023 | 5 | 0 | 0 | 0 | - | - | - | - | 0 | 0 | 0 | 0 | 0 | 0 | 0-0.0 |
| TOTAL | 5 | 0 | 0 | 0 | - | - | - | - | 0 | 0 | 0 | 0 | 0 | 0 | 0-0.0 |

CAREER STATISTICS

Individual Career History

Isabel Pithie

| Season | GP | G | A | Pts | Shots | Shot% | SOG | SOG% | UP | DN | GB | DC | TO | CT | Pen-Min |
|--------|----|---|---|-----|-------|-------|-----|------|----|----|----|----|----|----|---------|
| 2022 | 2 | 0 | 0 | 0 | - | - | - | - | 0 | 0 | 0 | 0 | 0 | 0 | 0-0.0 |
| TOTAL | 2 | 0 | 0 | 0 | - | - | - | - | 0 | 0 | 0 | 0 | 0 | 0 | 0-0.0 |

| Goalie | GP | Minutes | GA | GAAvg | Saves | Save% | W | L | T | Sho |
|--------|----|---------|----|-------|-------|-------|---|---|---|-----|
| 2022 | 2 | 14:26 | 3 | 12.47 | 2 | .400 | 0 | 0 | 0 | 0 |
| TOTAL | 2 | 14:26 | 3 | 12.47 | 2 | .400 | 0 | 0 | 0 | 0 |

Sophie Proctor

| Season | GP | G | A | Pts | Shots | Shot% | SOG | SOG% | UP | DN | GB | DC | TO | CT | Pen-Min |
|--------|----|---|---|-----|-------|-------|-----|------|----|----|----|----|----|----|---------|
| 2022 | 3 | 0 | 0 | 0 | - | - | - | - | 0 | 0 | 1 | 0 | 1 | 0 | 0-0.0 |
| 2023 | 5 | 0 | 0 | 0 | - | - | - | - | 0 | 0 | 2 | 0 | 0 | 3 | 0-0.0 |
| TOTAL | 8 | 0 | 0 | 0 | - | - | - | - | 0 | 0 | 3 | 0 | 1 | 3 | 0-0.0 |

Marleigh Sanders

| Season | GP | G | A | Pts | Shots | Shot% | SOG | SOG% | UP | DN | GB | DC | TO | CT | Pen-Min |
|--------|----|---|---|-----|-------|-------|-----|-------|----|----|----|----|----|----|---------|
| 2022 | 2 | 0 | 0 | 0 | - | - | - | - | 0 | 0 | 0 | 0 | 0 | 0 | 0-0.0 |
| 2023 | 9 | 1 | 4 | 5 | 1 | 1.000 | 1 | 1.000 | 1 | 0 | 2 | 0 | 5 | 0 | 0-0.0 |
| TOTAL | 11 | 1 | 4 | 5 | 1 | 1.000 | 1 | 1.000 | 1 | 0 | 2 | 0 | 5 | 0 | 0-0.0 |

Emma Schettig

| Season | GP | G | A | Pts | Shots | Shot% | SOG | SOG% | UP | DN | GB | DC | TO | CT | Pen-Min |
|--------|----|---|---|-----|-------|-------|-----|-------|----|----|----|----|----|----|---------|
| 2021 | 7 | 0 | 0 | 0 | - | - | - | - | 0 | 0 | 0 | 14 | 0 | 2 | 0-0.0 |
| 2022 | 1 | 0 | 0 | 0 | 1 | .000 | 1 | 1.000 | 0 | 0 | 0 | 7 | 0 | 1 | 0-0.0 |
| 2023 | 6 | 0 | 0 | 0 | - | - | - | - | 0 | 0 | 13 | 21 | 5 | 7 | 0-0.0 |
| TOTAL | 14 | 0 | 0 | 0 | 1 | .000 | 1 | 1.000 | 0 | 0 | 13 | 42 | 5 | 10 | 0-0.0 |

Keelin Schlageter

| Season | GP | G | A | Pts | Shots | Shot% | SOG | SOG% | UP | DN | GB | DC | TO | CT | Pen-Min |
|--------|----|----|---|-----|-------|-------|-----|------|----|----|----|----|----|----|---------|
| 2021 | 15 | 5 | 1 | 6 | 7 | .714 | 6 | .857 | 0 | 0 | 5 | 15 | 3 | 4 | 0-0.0 |
| 2022 | 12 | 3 | 2 | 5 | 8 | .375 | 5 | .625 | 0 | 0 | 10 | 5 | 4 | 13 | 0-0.0 |
| 2023 | 16 | 3 | 1 | 4 | 11 | .273 | 7 | .636 | 0 | 0 | 13 | 6 | 7 | 14 | 0-0.0 |
| TOTAL | 43 | 11 | 4 | 15 | 26 | .423 | 18 | .692 | 0 | 0 | 28 | 26 | 14 | 31 | 0-0.0 |

Kristen Shanahan

| Season | GP | G | A | Pts | Shots | Shot% | SOG | SOG% | UP | DN | GB | DC | TO | CT | Pen-Min |
|--------|----|----|---|-----|-------|-------|-----|------|----|----|----|----|----|----|---------|
| 2022 | 8 | 1 | 1 | 2 | 4 | .250 | 2 | .500 | 0 | 0 | 1 | 8 | 1 | 0 | 0-0.0 |
| 2023 | 16 | 20 | 4 | 24 | 54 | .370 | 39 | .722 | 2 | 1 | 12 | 1 | 11 | 6 | 0-0.0 |
| TOTAL | 24 | 21 | 5 | 26 | 58 | .362 | 41 | .707 | 2 | 1 | 13 | 9 | 12 | 6 | 0-0.0 |

Grace Weigand

| Season | GP | G | A | Pts | Shots | Shot% | SOG | SOG% | UP | DN | GB | DC | TO | CT | Pen-Min |
|--------|----|---|---|-----|-------|-------|-----|------|----|----|----|----|----|----|---------|
| 2022 | 18 | 0 | 2 | 2 | - | - | - | - | 0 | 0 | 12 | 10 | 9 | 9 | 0-0.0 |
| 2023 | 16 | 0 | 0 | 0 | - | - | - | - | 0 | 0 | 22 | 2 | 6 | 11 | 0-0.0 |
| TOTAL | 34 | 0 | 2 | 2 | - | - | - | - | 0 | 0 | 34 | 12 | 15 | 20 | 0-0.0 |



CAREER STATISTICS

Individual Career History

Jackie Wolak

| Season | GP | G | A | Pts | Shots | Shot% | SOG | SOG% | UP | DN | GB | DC | TO | CT | Pen-Min |
|--------|----|-----|----|-----|-------|-------|-----|-------|----|----|----|----|----|----|---------|
| 2020 | 6 | 2 | 2 | 4 | 5 | .400 | 5 | 1.000 | 0 | 0 | 4 | 0 | 6 | 2 | 0-0.0 |
| 2021 | 18 | 31 | 20 | 51 | 62 | .500 | 44 | .710 | 3 | 1 | 13 | 14 | 23 | 7 | 0-0.0 |
| 2022 | 19 | 40 | 31 | 71 | 92 | .435 | 62 | .674 | 0 | 0 | 11 | 2 | 26 | 5 | 0-0.0 |
| 2023 | 16 | 41 | 40 | 81 | 83 | .494 | 61 | .735 | 5 | 0 | 11 | 0 | 19 | 6 | 0-0.0 |
| TOTAL | 59 | 114 | 93 | 207 | 242 | .471 | 172 | .711 | 8 | 1 | 39 | 16 | 74 | 20 | 0-0.0 |

Kayleigh Wolff

| Season | GP | G | A | Pts | Shots | Shot% | SOG | SOG% | UP | DN | GB | DC | TO | CT | Pen-Min |
|--------|----|---|---|-----|-------|-------|-----|------|----|----|----|----|----|----|---------|
| 2021 | 1 | 0 | 0 | 0 | - | - | - | - | 0 | 0 | 0 | 0 | 0 | 0 | 0-0.0 |
| 2022 | 5 | 0 | 0 | 0 | - | - | - | - | 0 | 0 | 1 | 0 | 0 | 1 | 0-0.0 |
| 2023 | 6 | 0 | 0 | 0 | - | - | - | - | 0 | 0 | 1 | 0 | 0 | 0 | 0-0.0 |
| TOTAL | 12 | 0 | 0 | 0 | - | - | - | - | 0 | 0 | 2 | 0 | 0 | 1 | 0-0.0 |



ND NOTRE DAME

WOMEN'S LACROSSE



1

Alison Harbaugh
Jr. • Attack



2

Abigail Lyons
Fr. Defense



3

Kasey Choma
Sr. Midfield



4

Kacie Mooney
Jr. • Midfield



5

Ciara Mazzone
So. • Midfield



6

Fran Frieri
Fr. Attack




7

Mary Kelly Doherty
Jr. • Midfield




8

Alexandra McHugh
Jr. • Midfield



10

Madison Ahern
Sr. • Attack



11

Marleigh Sanders
So. • Attack



12

Emma Murphy
Fr. • Attack



13

Julia Carr
So. • Midfield



14

Grace Weigand
So. • Midfield



15

Sophie Proctor
So. • Defense



16

Kristen Shanahan
So. • Midfield



18

Anna Kenney
Fr. • Midfield



19

Aine Maseker
Jr. • Defense



20

Jane McAvoy
Sr. • Attack




21

Ava Kristynik
So. • Mid/Att




22

Hannah Dorney
Gr. • Midfield



23

Jackie Wolak
Sr. • Attack



24

Ellie Noto
Fr. • Defense



25

Alexa Piekarski
Gr. • Defense



26

Kayleigh Wolff
Sr. • Midfield




ND NOTRE DAME

WOMEN'S LACROSSE




Maeve Dwyer
Fr. • Midfield



Malie Follet
So. • Goalie




Abby Maichin
Jr. • Attack



Jaclyn Marszal
Fr. • Attack



Lilly Callahan
Jr. • Goalie



Kyle Kirby
Jr.. • Mid/Att



Emma Schettig
Sr. • Defense



Franny O'Brien
Fr. • Midfield



Avery Gawronski
Fr. • Goalie



Keelin Schageter
Jr. • Midfield



Olivia Derrico
Sr. • Midfield



Kelly Denes
Jr. • Midfield



1 Alison Harbaugh

Junior
Attack
5-6
Baltimore, Md.
The Bryn Mawr School

| 2023 | G-A-P | Sh | SOG | GB | DC | CT | SEASON HIGHS |
|------------------------------|-------|----|-----|----|----|----|--|
| SAN DIEGO STATE | 0-0-0 | 0 | 0 | 0 | 0 | 0 | Gls: |
| at Northwestern | | | DNP | | | | Assts: |
| CENTRAL MICHIGAN | 0-1-1 | 0 | 0 | 0 | 0 | 0 | Pts: 1, vs. Central Michigan (2/19/23) |
| CLEMSON | | | DNP | | | | GB: |
| at Duke | | | DNP | | | | CAREER HIGHS |
| at Syracuse | | | DNP | | | | Gls: 1, vs. Robert Morris, 05/14/21 |
| VIRGINIA TECH | | | DNP | | | | Assts: |
| LIBERTY | 0-0-0 | 0 | 0 | 0 | 0 | 0 | Pts: 1, vs. Robert Morris, 05/14/21 |
| at Virginia | | | DNP | | | | GB: |
| BROWN | 0-0-0 | 0 | 0 | 0 | 0 | 0 | |
| NORTH CAROLINA | | | DNP | | | | |
| BOSTON COLLEGE | | | DNP | | | | |
| at Butler | 0-0-0 | 0 | 0 | 0 | 0 | 0 | HONORS & AWARDS |
| at Pittsburgh | 0-0-0 | 0 | 0 | 0 | 0 | 0 | |
| at Robert Morris | 0-0-0 | 1 | 0 | 0 | 0 | 0 | |
| LOUISVILLE | | | DNP | | | | |
| Virginia (ACC Quarterfinals) | | | | | | | |
| TOTAL | | | | | | | |
| * - started game | | | | | | | |

2 Abigail Lyons

Freshman
Defense
5-5
Carle Place, N.Y.
Carle Place

| 2023 | G-A-P | Sh | SOG | GB | DC | CT | SEASON HIGHS |
|------------------------------|-------|----|-----|----|----|----|----------------------------|
| SAN DIEGO STATE | 0-0-0 | 0 | 0 | 0 | 0 | 0 | Gls: |
| at Northwestern | | | DNP | | | | Assts: |
| CENTRAL MICHIGAN | 0-0-0 | 0 | 0 | 0 | 0 | 0 | Pts: |
| CLEMSON | 0-0-0 | 0 | 0 | 0 | 0 | 0 | DC: |
| at Duke | | | DNP | | | | CAREER HIGHS |
| at Syracuse | 0-0-0 | 0 | 0 | 1 | 0 | 0 | Gls: |
| VIRGINIA TECH | 0-0-0 | 0 | 0 | 1 | 0 | 0 | Assts: |
| LIBERTY | 0-0-0 | 0 | 0 | 0 | 0 | 0 | Pts: |
| at Virginia | 0-0-0 | 0 | 0 | 1 | 0 | 0 | CT: |
| BROWN | 0-0-0 | 0 | 0 | 0 | 0 | 0 | |
| NORTH CAROLINA | | | DNP | | | | |
| BOSTON COLLEGE | | | DNP | | | | |
| at Butler | 0-0-0 | 0 | 0 | 1 | 0 | 0 | HONORS & AWARDS |
| at Pittsburgh | 0-0-0 | 0 | 0 | 0 | 0 | 0 | |
| at Robert Morris | 0-0-0 | 0 | 0 | 2 | 0 | 0 | |
| LOUISVILLE | | | DNP | | | | |
| Virginia (ACC Quarterfinals) | | | | | | | |
| TOTAL | | | | | | | |
| * - started game | | | | | | | |

3 Kasey Choma

Senior
Midfield
5-5
Manorville, N.Y.
Eastport South Manor

| 2023 | G-A-P | Sh | SOG | GB | DC | CT | SEASON HIGHS |
|------------------------------|-------|----|-----|----|----|----|---|
| SAN DIEGO STATE* | 3-0-3 | 4 | 3 | 2 | 0 | 1 | Gls: 8, vs Virginia Tech (03/16/23) |
| at Northwestern* | 6-0-6 | 11 | 7 | 1 | 1 | 0 | Assts: 2, vs. Central Michigan (02/19/23) |
| CENTRAL MICHIGAN* | 3-2-5 | 6 | 4 | 0 | 0 | 1 | Pts: 8, vs Virginia Tech (03/16/23) |
| CLEMSON* | 3-1-4 | 6 | 6 | 0 | 0 | 1 | DC: 1, 2x; at Virginia (03/25/23) |
| at Duke* | 2-1-3 | 5 | 4 | 0 | 0 | 0 | CAREER HIGHS |
| at Syracuse* | 1-0-1 | 6 | 6 | 0 | 0 | 0 | Gls: 8, vs Virginia Tech (03/16/23) |
| VIRGINIA TECH* | 8-0-8 | 13 | 9 | 5 | 0 | 1 | Assts: 2, at Jacksonville (3/13/22) |
| LIBERTY* | 3-1-4 | 7 | 3 | 3 | 0 | 3 | Pts: 8, vs Virginia Tech (03/16/23) |
| at Virginia* | 1-1-2 | 3 | 2 | 2 | 1 | 1 | CT: 3, vs. Michigan (2/13/22) |
| BROWN* | 3-2-5 | 7 | 6 | 2 | 3 | 1 | |
| NORTH CAROLINA* | 3-1-4 | 3 | 3 | 0 | 0 | 0 | |
| BOSTON COLLEGE* | 2-0-2 | 5 | 5 | 4 | 0 | 1 | |
| at Butler* | 3-1-4 | 4 | 4 | 0 | 0 | 0 | HONORS & AWARDS |
| at Pittsburgh* | 4-2-6 | 12 | 11 | 2 | 0 | 1 | • 2023 Inside Lacrosse/ILWomen Midseason All-American |
| at Robert Morris* | 4-0-4 | 8 | 5 | 1 | 2 | 0 | • 2023 Tewaaraton Watchlist |
| LOUISVILLE* | 3-0-3 | 4 | 3 | 2 | 0 | 1 | • 2022 First Team All-ACC |
| Virginia (ACC Quarterfinals) | | | | | | | • 2022 Preseason All-ACC |
| TOTAL | | | | | | | • 2022 Inside Lacrosse/ILWomen Midseason All-American |
| * - started game | | | | | | | |

**4 Kacie Mooney**

Junior
Midfield
5-3
Pittsford, N.Y.
Pittsford Mendon HS

| 2023 | G-A-P | Sh | SOG | GB | DC | CT | SEASON HIGHS |
|------------------------------|-------|----|-----|----|----|----|-------------------------------------|
| SAN DIEGO STATE | | | DNP | | | | Gls: -- |
| at Northwestern | | | DNP | | | | Assts: -- |
| CENTRAL MICHIGAN | 0-0-0 | 0 | 0 | 0 | 0 | 0 | Pts: -- |
| CLEMSON | | | DNP | | | | GB: -- 2, at Butler (4/10/23) |
| at Duke | 0-0-0 | 0 | 0 | 0 | 0 | 0 | CAREER HIGHS |
| at Syracuse | | | DNP | | | | Gls: -- |
| VIRGINIA TECH | 0-0-0 | 0 | 0 | 0 | 0 | 0 | Assts: -- |
| LIBERTY | 0-0-0 | 0 | 0 | 0 | 0 | 0 | Pts: -- |
| at Virginia | | | DNP | | | | CT: -- 1, at Butler (4/10/23) |
| BROWN | | | DNP | | | | |
| NORTH CAROLINA | | | DNP | | | | |
| BOSTON COLLEGE | | | DNP | | | | |
| at Butler | 0-0-0 | 0 | 0 | 2 | 0 | 1 | HONORS & AWARDS |
| at Pittsburgh | | | DNP | | | | |
| at Robert Morris | 0-0-0 | 0 | 0 | 0 | 0 | 0 | |
| LOUISVILLE | | | DNP | | | | |
| Virginia (ACC Quarterfinals) | | | | | | | |
| TOTAL | | | | | | | |
| * - started game | | | | | | | |

5 Ciara Mazzone

Sophomore
Midfield
5-9
East Greenbush, N.Y.
Columbia HS

| 2023 | G-A-P | Sh | SOG | GB | DC | CT | SEASON HIGHS |
|------------------|-------|----|-----|----|----|----|----------------------------|
| SAN DIEGO STATE | | | DNP | | | | Gls: -- |
| at Northwestern | | | DNP | | | | Assts: -- |
| CENTRAL MICHIGAN | | | DNP | | | | Pts: -- |
| CLEMSON | | | DNP | | | | GB: -- |
| at Duke | | | DNP | | | | CAREER HIGHS |
| at Syracuse | | | DNP | | | | Gls: -- |
| VIRGINIA TECH | | | DNP | | | | Assts: -- |
| LIBERTY | | | DNP | | | | Pts: -- |
| at Virginia | | | DNP | | | | GB: -- |
| BROWN | | | DNP | | | | |
| NORTH CAROLINA | | | DNP | | | | |
| BOSTON COLLEGE | | | DNP | | | | |
| at Butler | | | DNP | | | | HONORS & AWARDS |
| at Pittsburgh | | | DNP | | | | |
| at Robert Morris | | | DNP | | | | |
| LOUISVILLE | | | DNP | | | | |
| TOTAL | | | | | | | |
| * - started game | | | | | | | |

6 Fran Frieri

Freshman
Attack
5-93
Lockport, Ill.
Lockport Township

| 2023 | G-A-P | Sh | SOG | GB | DC | CT | SEASON HIGHS |
|------------------------------|-------|----|-----|----|----|----|--------------------------------------|
| SAN DIEGO STATE | | | DNP | | | | Gls: -- 3, at Butler (4/10/23) |
| at Northwestern | | | DNP | | | | Assts: -- |
| CENTRAL MICHIGAN | 0-0-0 | 0 | 0 | 0 | 0 | 1 | Pts: -- 3, at Butler (4/10/23) |
| CLEMSON | | | DNP | | | | GB: -- |
| at Duke | | | DNP | | | | CAREER HIGHS |
| at Syracuse | | | DNP | | | | Gls: -- 3, at Butler (4/10/23) |
| VIRGINIA TECH | | | DNP | | | | Assts: -- |
| LIBERTY | 0-0-0 | 1 | 1 | 0 | 0 | 0 | Pts: -- 3, at Butler (4/10/23) |
| at Virginia | | | DNP | | | | GB: -- |
| BROWN | | | DNP | | | | |
| NORTH CAROLINA | | | DNP | | | | |
| BOSTON COLLEGE | | | DNP | | | | |
| at Butler | 3-0-3 | 4 | 3 | 0 | 0 | 0 | HONORS & AWARDS |
| at Pittsburgh | 0-0-0 | 1 | 1 | 0 | 0 | 0 | |
| at Robert Morris | 0-0-0 | 0 | 0 | 1 | 0 | 0 | |
| LOUISVILLE | 0-0-0 | 1 | 1 | 1 | 0 | 0 | |
| Virginia (ACC Quarterfinals) | | | | | | | |
| TOTAL | | | | | | | |
| * - started game | | | | | | | |

**7 Mary Kelly Doherty**

Junior
Midfield
5-10
Summit, N.J.
Oak Knoll School

| 2023 | G-A-P | Sh | SOG | GB | DC | CT |
|------------------------------|-------|----|-----|----|----|----|
| SAN DIEGO STATE* | 1-0-1 | 2 | 2 | 2 | 0 | 1 |
| at Northwestern* | 1-0-1 | 4 | 4 | 1 | 7 | 0 |
| CENTRAL MICHIGAN* | 3-0-3 | 5 | 4 | 3 | 2 | 5 |
| CLEMSON* | 0-0-0 | 5 | 6 | 0 | 0 | 1 |
| at Duke* | 2-0-2 | 4 | 4 | 1 | 4 | 0 |
| at Syracuse* | 0-0-0 | 1 | 1 | 1 | 2 | 1 |
| VIRGINIA TECH* | 0-1-1 | 5 | 2 | 4 | 7 | 2 |
| LIBERTY* | 2-1-3 | 2 | 2 | 1 | 9 | 0 |
| at Virginia* | 2-0-2 | 4 | 3 | 0 | 5 | 0 |
| BROWN* | 1-0-1 | 3 | 1 | 0 | 4 | 0 |
| NORTH CAROLINA* | 1-2-3 | 1 | 1 | 2 | 9 | 0 |
| BOSTON COLLEGE* | 1-0-1 | 5 | 3 | 1 | 6 | 1 |
| at Butler* | 2-0-2 | 3 | 3 | 1 | 3 | 0 |
| at Pittsburgh* | 2-0-2 | 5 | 4 | 0 | 6 | 1 |
| at Robert Morris* | 4-0-4 | 7 | 7 | 2 | 9 | 1 |
| LOUISVILLE* | 2-0-2 | 4 | 4 | 1 | 9 | 1 |
| Virginia (ACC Quarterfinals) | | | | | | |
| TOTAL | | | | | | |

* - started game

SEASON HIGHS

Gls: 4, at Pitt (04/14/23)
 Assts: 1, vs Virginia Tech (03/16/23)
 Pts: 4, at Pitt (04/14/23)
 CT: 5, vs. Central Michigan (02/19/23)
 DC: 9, 4x; vs. Louisville (04/20/23)

CAREER HIGHS

Gls: 4, at Pitt 4/14/23
 Assts: 2, vs. Pittsburgh, 4/16/22
 Pts: 4, at Pitt 4/14/23
 CT: 5, vs. Central Michigan 2/19/23
 DC: 9, 4x; vs. Louisville 4/20/23

HONORS & AWARDS**8 Alexandra McHugh**

Junior
Midfield
5-0
Newtown Square, Pa.
Episcopal Academy

| 2023 | G-A-P | Sh | SOG | GB | DC | CT |
|------------------------------|-------|----|-----|----|----|----|
| SAN DIEGO STATE | 2-1-3 | 2 | 2 | 1 | 1 | 0 |
| at Northwestern | 0-0-0 | 0 | 0 | 0 | 0 | 0 |
| CENTRAL MICHIGAN | 0-1-1 | 0 | 0 | 0 | 2 | 2 |
| CLEMSON | 0-0-0 | 0 | 0 | 1 | 0 | 1 |
| at Duke | 0-0-0 | 0 | 0 | 0 | 1 | 1 |
| at Syracuse | 0-0-0 | 0 | 0 | 1 | 1 | 0 |
| VIRGINIA TECH* | 0-0-0 | 0 | 0 | 0 | 3 | 0 |
| LIBERTY* | 1-0-1 | 1 | 1 | 1 | 6 | 0 |
| at Virginia* | 0-0-0 | 1 | 1 | 1 | 2 | 0 |
| BROWN* | 0-0-0 | 0 | 0 | 0 | 1 | 0 |
| NORTH CAROLINA* | 0-0-0 | 2 | 1 | 2 | 3 | 2 |
| BOSTON COLLEGE* | 0-0-0 | 1 | 1 | 2 | 4 | 0 |
| at Butler* | 1-0-1 | 1 | 1 | 5 | 3 | 1 |
| at Pittsburgh* | 0-0-0 | 1 | 1 | 1 | 3 | 0 |
| at Robert Morris* | 0-0-0 | 0 | 0 | 0 | 3 | 0 |
| LOUISVILLE* | 0-0-0 | 0 | 0 | 1 | 5 | 0 |
| Virginia (ACC Quarterfinals) | | | | | | |
| TOTAL | | | | | | |

* - started game

SEASON HIGHS

Gls: 2, vs. SDSU 02/10/23
 Assts: 1, vs. SDSU 02/10/23
 DC: 6, vs Liberty 03/19/23
 CT: 2, 2x; vs North Carolina 04/01/23

CAREER HIGHS

Gls: 2, vs. SDSU 02/10/23
 Assts: 1, vs. SDSU 02/10/23
 Pts: 3, vs San Diego State 02/10/23
 GB: 5, at Butler 04/10/23
 DC: 6, vs Liberty 03/19/23
 CT: 2, 2x; vs North Carolina 04/01/23

HONORS & AWARDS**10 Madison Ahern**

Senior
Attack
5-8
Cohasset, Mass.
Notre Dame Academy

| 2023 | G-A-P | Sh | SOG | GB | DC | CT |
|------------------------------|-------|----|-----|----|----|----|
| SAN DIEGO STATE* | 4-1-5 | 6 | 5 | 0 | 0 | 0 |
| at Northwestern* | 1-2-3 | 5 | 5 | 0 | 1 | 0 |
| CENTRAL MICHIGAN* | 2-2-4 | 4 | 3 | 1 | 0 | 1 |
| CLEMSON* | 1-1-2 | 4 | 3 | 3 | 0 | 1 |
| at Duke* | 6-0-6 | 10 | 7 | 0 | 0 | 1 |
| at Syracuse* | 0-0-0 | 3 | 2 | 0 | 0 | 1 |
| VIRGINIA TECH* | 3-1-4 | 8 | 7 | 2 | 0 | 3 |
| LIBERTY* | 6-2-8 | 8 | 8 | 0 | 0 | 0 |
| at Virginia* | 2-0-2 | 2 | 2 | 0 | 0 | 0 |
| BROWN* | 5-1-6 | 6 | 6 | 2 | 0 | 2 |
| NORTH CAROLINA* | 5-0-5 | 8 | 7 | 0 | 0 | 0 |
| BOSTON COLLEGE* | 3-1-4 | 5 | 4 | 0 | 0 | 0 |
| at Butler* | 2-4-6 | 3 | 3 | 0 | 1 | 0 |
| at Pittsburgh* | 6-1-7 | 6 | 6 | 0 | 0 | 0 |
| at Robert Morris* | 3-2-5 | 6 | 5 | 1 | 0 | 0 |
| LOUISVILLE* | 3-1-4 | 10 | 9 | 0 | 0 | 0 |
| Virginia (ACC Quarterfinals) | | | | | | |
| TOTAL | | | | | | |

* - started game

SEASON HIGHS

Gls: 6, 2x; vs Pitt 04/14/23
 Assts: 4, at Butler 04/10/23
 Pts: 8, vs Liberty 03/19/23
 GB: 3, vs. Clemson 02/25/23

CAREER HIGHS

Gls: 6, x7, vs Pitt, 4/14/23
 Assts: 4, 2x; at Butler 4/10/23
 Pts: 8, vs Liberty 03/19/23
 GB: 3, at Syracuse, 3/11/21

HONORS & AWARDS

- 2023 Inside Lacrosse/ILWomen Midseason All-American
- 2022 Second Team All-ACC
- 2022 Preseason All-ACC
- 2022 Inside Lacrosse/ILWomen Midseason All-American
- 2022 IL Preseason All-American Honorable Mention
- 2021 Preseason IL Second Team All-American
- 2020 IL National Rookie of the Year
- 2020 IL Second Team All-American & All-Rookie Team



11 Marleigh Sanders

Sophomore
Attack
5-9
Milton, Ga.
Milton HS.

| 2023 | G-A-P | Sh | SOG | GB | DC | CT | SEASON HIGHS |
|------------------------------|-------|----|-----|----|----|----|--|
| SAN DIEGO STATE | 1-1-2 | 1 | 1 | 0 | 0 | 0 | Gls: 1, vs. SDSU (02/10/23) |
| at Northwestern | 0-0-0 | 0 | 0 | 0 | 0 | 0 | Assts: 2, vs Central Michigan (02/19/23) |
| CENTRAL MICHIGAN | 0-2-2 | 0 | 0 | 1 | 0 | 2 | Pts: 2, vs. Central Michigan (2/19/23) |
| CLEMSON | 0-0-0 | 0 | 0 | 0 | 0 | 0 | GB: 1, vs Central Michigan (02/19/23) |
| at Duke | 0-0-0 | 0 | 0 | 0 | 0 | 0 | CAREER HIGHS |
| at Syracuse | 0-0-0 | 0 | 0 | 0 | 0 | 0 | Gls: 1, vs. SDSU (02/10/23) |
| VIRGINIA TECH | 0-0-0 | 0 | 0 | 0 | 0 | 0 | Assts: 2, vs Central Michigan (02/19/23) |
| LIBERTY | 0-0-0 | 0 | 0 | 0 | 0 | 0 | Pts: 2, vs Central Michigan (02/19/23) |
| at Virginia | | | DNP | | | | GB: 1, vs Central Michigan (02/19/23) |
| BROWN | 0-1-1 | 0 | 0 | 0 | 1 | 0 | |
| NORTH CAROLINA | | | DNP | | | | |
| BOSTON COLLEGE | | | DNP | | | | |
| at Butler | | | DNP | | | | |
| at Pittsburgh | | | DNP | | | | |
| at Robert Morris | | | DNP | | | | |
| LOUISVILLE | | | DNP | | | | |
| Virginia (ACC Quarterfinals) | | | | | | | |
| TOTAL | | | | | | | |
| * - started game | | | | | | | |
| HONORS & AWARDS | | | | | | | |

12 Emma Murphy

Freshman
Attack
5-6
Midland, Mich.
H.H. Dow

| 2023 | G-A-P | Sh | SOG | GB | DC | CT | SEASON HIGHS |
|------------------------------|-------|----|-----|----|----|----|---------------------|
| SAN DIEGO STATE | 0-0-0 | 2 | 2 | 0 | 0 | 0 | Gls: -- |
| at Northwestern | | | DNP | | | | Assts: -- |
| CENTRAL MICHIGAN | 0-0-0 | 0 | 0 | 0 | 0 | 0 | Pts: -- |
| CLEMSON | | | DNP | | | | GB: -- |
| at Duke | | | DNP | | | | CAREER HIGHS |
| at Syracuse | | | DNP | | | | Gls: -- |
| VIRGINIA TECH | 0-0-0 | 0 | 0 | 0 | 0 | 0 | Assts: -- |
| LIBERTY | 0-0-0 | 1 | 1 | 0 | 0 | 0 | Pts: -- |
| at Virginia | | | DNP | | | | GB: -- |
| BROWN | | | DNP | | | | |
| NORTH CAROLINA | | | DNP | | | | |
| BOSTON COLLEGE | | | DNP | | | | |
| at Butler | | | DNP | | | | |
| at Pittsburgh | | | DNP | | | | |
| at Robert Morris | | | DNP | | | | |
| LOUISVILLE | | | DNP | | | | |
| Virginia (ACC Quarterfinals) | | | | | | | |
| TOTAL | | | | | | | |
| * - started game | | | | | | | |
| HONORS & AWARDS | | | | | | | |

13 Julia Carr

Sophomore
Midfield
5-10
Rockville, Md.
Stone Ridge School of the
Sacred Heart

| 2023 | G-A-P | Sh | SOG | GB | DC | CT | SEASON HIGHS |
|------------------------------|-------|----|-----|----|----|----|--|
| SAN DIEGO STATE | 0-0-0 | 0 | 0 | 0 | 0 | 0 | Gls: -- |
| at Northwestern | 0-0-0 | 0 | 0 | 0 | 0 | 0 | Assts: 1, vs. Central Michigan (2/19/23) |
| CENTRAL MICHIGAN | 0-1-1 | 0 | 0 | 0 | 2 | 0 | Pts: 1, vs. Central Michigan (2/19/23) |
| CLEMSON | 0-0-0 | 0 | 0 | 0 | 0 | 3 | DC: 2, vs. Central Michigan (2/19/23) |
| at Duke* | 0-0-0 | 0 | 0 | 0 | 0 | 0 | CT: 3, vs. Clemson (02/25/23) |
| at Syracuse* | 0-0-0 | 0 | 0 | 1 | 0 | 1 | CAREER HIGHS |
| VIRGINIA TECH* | 0-0-0 | 0 | 0 | 1 | 0 | 2 | Gls: -- |
| LIBERTY* | 0-0-0 | 0 | 0 | 2 | 1 | 2 | Assts: 1, vs. Central Michigan (2/19/23) |
| at Virginia* | 0-0-0 | 0 | 0 | 1 | 0 | 0 | Pts: 1, vs. Central Michigan (2/19/23) |
| BROWN* | 0-0-0 | 0 | 0 | 1 | 0 | 0 | GB: 1, vs Virginia Tech (03/16/23) |
| NORTH CAROLINA* | 0-0-0 | 0 | 0 | 0 | 0 | 0 | DC: 2, vs. Central Michigan (2/19/23) |
| BOSTON COLLEGE | | | DNP | | | | CT: 3, vs. Clemson (02/25/23) |
| at Butler | | | DNP | | | | |
| at Pittsburgh | | | DNP | | | | |
| at Robert Morris | | | DNP | | | | |
| LOUISVILLE | | | DNP | | | | |
| Virginia (ACC Quarterfinals) | | | | | | | |
| TOTAL | | | | | | | |
| * - started game | | | | | | | |
| HONORS & AWARDS | | | | | | | |

**14 Grace Weigand**

Sophomore
Midfield
5-7
Denver, Colo.
Regis Jesuit HS

| 2023 | G-A-P | Sh | SOG | GB | DC | CT | SEASON HIGHS |
|------------------------------|-------|----|-----|----|----|----|--|
| SAN DIEGO STATE* | 0-0-0 | 0 | 0 | 1 | 0 | 1 | Gls: |
| at Northwestern* | 0-0-0 | 0 | 0 | 1 | 0 | 1 | Assts: |
| CENTRAL MICHIGAN* | 0-0-0 | 0 | 0 | 0 | 0 | 0 | Pts: |
| CLEMSON* | 0-0-0 | 0 | 0 | 2 | 1 | 1 | DC: 1, vs. Clemson (2/25/23) |
| at Duke* | 0-0-0 | 0 | 0 | 1 | 0 | 1 | CT: 2, at Syracuse (03/11/23) |
| at Syracuse* | 0-0-0 | 0 | 0 | 1 | 0 | 2 | GB: 4, 2x; at Pitt (04/14/23) |
| VIRGINIA TECH* | 0-0-0 | 0 | 0 | 0 | 0 | 0 | CAREER HIGHS |
| LIBERTY* | 0-0-0 | 0 | 0 | 1 | 0 | 1 | Gls: |
| at Virginia* | 0-0-0 | 0 | 0 | 0 | 0 | 0 | Assts: |
| BROWN* | 0-0-0 | 0 | 0 | 0 | 0 | 0 | Pts: |
| NORTH CAROLINA* | 0-0-0 | 0 | 0 | 1 | 0 | 2 | GB: 4, 2x; at Pitt (04/14/23) |
| BOSTON COLLEGE* | 0-0-0 | 0 | 0 | 4 | 0 | 1 | DC: 4, vs. Central Michigan (02/11/22) |
| at Butler* | 0-0-0 | 0 | 0 | 1 | 0 | 0 | CT: 2, at Syracuse (03/11/23) |
| at Pittsburgh* | 0-0-0 | 0 | 0 | 4 | 0 | 0 | HONORS & AWARDS |
| at Robert Morris* | 0-0-0 | 0 | 0 | 3 | 1 | 0 | •2022 ACC All-Freshman Team |
| LOUISVILLE | 0-0-0 | 0 | 0 | 2 | 0 | 0 | |
| Virginia (ACC Quarterfinals) | | | | | | | |
| TOTAL | | | | | | | |

* - started game

15 Sophie Proctor

Junior
Defense
5-6
Wayne, Pa.
Radnor HS

| 2023 | G-A-P | Sh | SOG | GB | DC | CT | SEASON HIGHS |
|------------------------------|-------|----|-----|----|----|----|--|
| SAN DIEGO STATE | 0-0-0 | 0 | 0 | 0 | 0 | 0 | Gls: |
| at Northwestern | | | DNP | | | | Assts: |
| CENTRAL MICHIGAN | 0-0-0 | 0 | 0 | 1 | 0 | 1 | Pts: |
| CLEMSON | | | DNP | | | | GB: |
| at Duke | | | DNP | | | | CAREER HIGHS |
| at Syracuse | | | DNP | | | | Gls: |
| VIRGINIA TECH | 0-0-0 | 0 | 0 | 1 | 0 | 0 | Assts: |
| LIBERTY | 0-0-0 | 0 | 0 | 0 | 0 | 0 | Pts: |
| at Virginia | | | DNP | | | | GB: 1, 3x; vs. Virginia Tech (3/16/23) |
| BROWN | | | DNP | | | | |
| NORTH CAROLINA | | | DNP | | | | |
| BOSTON COLLEGE | | | DNP | | | | |
| at Butler | 0-0-0 | 0 | 0 | 0 | 0 | 1 | HONORS & AWARDS |
| at Pittsburgh | | | DNP | | | | |
| at Robert Morris | 0-0-0 | 0 | 0 | 0 | 0 | 0 | |
| LOUISVILLE | | | DNP | | | | |
| Virginia (ACC Quarterfinals) | | | | | | | |
| TOTAL | | | | | | | |

* - started game

16 Kristen Shanahan

Junior
Midfield
5-9
Holbrook, N.Y.
Sachem HS East

| 2023 | G-A-P | Sh | SOG | GB | DC | CT | SEASON HIGHS |
|------------------------------|-------|----|-----|----|----|----|---|
| SAN DIEGO STATE* | 1-1-2 | 5 | 5 | 0 | 0 | 0 | Gls: 3, 2x; at Robert Morris (04/16/23) |
| at Northwestern* | 1-0-1 | 4 | 2 | 0 | 0 | 0 | Assts: 2, at Robert Morris (04/16/23) |
| CENTRAL MICHIGAN* | 2-0-2 | 2 | 2 | 1 | 0 | 0 | Pts: 5, at Robert Morris (04/16/23) |
| CLEMSON* | 1-0-1 | 3 | 3 | 1 | 0 | 0 | GB: 3, 2x; at Robert Morris (04/16/23) |
| at Duke | 0-0-0 | 0 | 0 | 0 | 0 | 0 | CAREER HIGHS |
| at Syracuse | 2-0-2 | 2 | 2 | 0 | 1 | 0 | Gls: 3, 2x; at Robert Morris (04/16/23) |
| VIRGINIA TECH | 0-0-0 | 2 | 1 | 1 | 0 | 0 | Assts: 2, at Robert Morris (04/16/23) |
| LIBERTY | 1-0-1 | 2 | 2 | 0 | 0 | 0 | Pts: 5, at Robert Morris (04/16/23) |
| at Virginia | 1-0-1 | 4 | 3 | 0 | 0 | 0 | GB: 3, 2x; at Robert Morris (04/16/23) |
| BROWN | 2-0-2 | 5 | 2 | 0 | 0 | 0 | |
| NORTH CAROLINA | 1-0-1 | 2 | 1 | 1 | 0 | 2 | |
| BOSTON COLLEGE* | 1-0-1 | 5 | 2 | 1 | 0 | 1 | |
| at Butler* | 3-0-3 | 3 | 3 | 1 | 0 | 1 | |
| at Pittsburgh* | 0-1-1 | 3 | 2 | 3 | 0 | 1 | HONORS & AWARDS |
| at Robert Morris* | 3-2-5 | 7 | 5 | 3 | 0 | 0 | |
| LOUISVILLE* | 1-0-1 | 5 | 4 | 0 | 0 | 1 | |
| Virginia (ACC Quarterfinals) | | | | | | | |
| TOTAL | | | | | | | |

* - started game

**18 Anna Kenney**

Freshman
Midfield
5-9
Hingham, Mass.
Thayer Academy

| 2023 | G-A-P | Sh | SOG | GB | DC | CT | SEASON HIGHS |
|------------------------------|-------|----|-----|----|----|----|--|
| SAN DIEGO STATE | 0-0-0 | 0 | 0 | 0 | 0 | 0 | Gls: 3, vs. Central Michigan (2/19/23) |
| at Northwestern | | | DNP | | | | Assts: -- |
| CENTRAL MICHIGAN | 3-0-3 | 3 | 3 | 0 | 0 | 0 | Pts: 3, vs. Central Michigan (2/19/23) |
| CLEMSON | | | DNP | | | | GB: 1, 3x; at Robert Morris (04/16/23) |
| at Duke | | | DNP | | | | CAREER HIGHS |
| at Syracuse | | | DNP | | | | Gls: 3, vs. Central Michigan (2/19/23) |
| VIRGINIA TECH | 1-0-1 | 2 | 2 | 0 | 0 | 0 | Assts: -- |
| LIBERTY | 1-0-1 | 1 | 1 | 1 | 0 | 0 | Pts: 3, vs. Central Michigan (2/19/23) |
| at Virginia | | | DNP | | | | GB: 1, 3x; at Robert Morris (04/16/23) |
| BROWN | 1-0-1 | 3 | 3 | 0 | 0 | 1 | |
| NORTH CAROLINA | 0-0-0 | 0 | 0 | 0 | 0 | 0 | |
| BOSTON COLLEGE | | | DNP | | | | |
| at Butler | 1-0-1 | 2 | 2 | 1 | 0 | 0 | |
| at Pittsburgh | 0-0-0 | 0 | 0 | 0 | 0 | 0 | |
| at Robert Morris | 0-0-0 | 1 | 1 | 1 | 1 | 0 | |
| LOUISVILLE | | | DNP | | | | |
| Virginia (ACC Quarterfinals) | | | | | | | |
| TOTAL | | | | | | | |

* - started game

19 Aine Maseker

Junior
Defense
5-7
Madison, N.J.
Oak Knoll School

| 2023 | G-A-P | Sh | SOG | GB | DC | CT | SEASON HIGHS |
|------------------------------|-------|----|-----|----|----|----|----------------------------------|
| SAN DIEGO STATE* | 0-0-0 | 0 | 0 | 0 | 0 | 0 | Gls: -- |
| at Northwestern* | 0-0-0 | 0 | 0 | 0 | 0 | 0 | Assts: -- |
| CENTRAL MICHIGAN* | 0-0-0 | 0 | 0 | 0 | 0 | 0 | Pts: -- |
| CLEMSON* | 0-0-0 | 0 | 0 | 0 | 0 | 0 | GB: 2, at Pitt 4/14/23 |
| at Duke* | 0-0-0 | 0 | 0 | 0 | 0 | 0 | CAREER HIGHS |
| at Syracuse* | 0-0-0 | 0 | 0 | 1 | 0 | 0 | Gls: -- |
| VIRGINIA TECH* | 0-0-0 | 0 | 0 | 0 | 0 | 0 | Assts: -- |
| LIBERTY* | 0-0-0 | 0 | 0 | 0 | 0 | 0 | Pts: -- |
| at Virginia* | 0-0-0 | 0 | 0 | 1 | 0 | 0 | GB: 2, 2x; at Pitt 4/14/23 |
| BROWN* | 0-0-0 | 0 | 0 | 0 | 0 | 1 | |
| NORTH CAROLINA* | 0-0-0 | 0 | 0 | 0 | 0 | 1 | |
| BOSTON COLLEGE* | 0-0-0 | 0 | 0 | 0 | 0 | 0 | |
| at Butler* | 0-0-0 | 0 | 0 | 0 | 0 | 0 | |
| at Pittsburgh* | 0-0-0 | 0 | 0 | 2 | 0 | 2 | |
| at Robert Morris* | 0-0-0 | 0 | 0 | 0 | 0 | 0 | |
| LOUISVILLE* | 0-0-0 | 0 | 0 | 0 | 0 | 2 | |
| Virginia (ACC Quarterfinals) | | | | | | | |
| TOTAL | | | | | | | |

* - started game

20 Jane McAvoy

Senior
Attack
5-6
Potomac, Md.
Georgetown Visitation

| 2023 | G-A-P | Sh | SOG | GB | DC | CT | SEASON HIGHS |
|------------------------------|-------|----|-----|----|----|----|--|
| SAN DIEGO STATE | 1-1-2 | 3 | 2 | 0 | 0 | 0 | Gls: 3, at Butler (04/10/23) |
| at Northwestern | 0-0-0 | 0 | 0 | 0 | 0 | 0 | Assts: 1, 5x; at Butler (04/10/23) |
| CENTRAL MICHIGAN | 2-1-3 | 3 | 2 | 1 | 0 | 0 | Pts: 4, at Butler (04/10/23) |
| CLEMSON | 0-1-1 | 2 | 1 | 0 | 0 | 0 | GB: 3, at Butler (04/10/23) |
| at Duke | 0-0-0 | 1 | 0 | 0 | 0 | 0 | CAREER HIGHS |
| at Syracuse | 1-0-1 | 2 | 1 | 0 | 0 | 0 | Gls: 3, at Butler (04/10/23) |
| VIRGINIA TECH | 0-1-1 | 1 | 1 | 2 | 0 | 0 | Assts: 2, at Yale, (03/20/22) |
| LIBERTY | 1-0-1 | 3 | 3 | 1 | 0 | 1 | Pts: 4, at Butler, (04/10/23) |
| at Virginia | 0-0-0 | 1 | 1 | 2 | 0 | 0 | GB: 3, at Butler (04/10/23) |
| BROWN | 1-0-1 | 3 | 2 | 0 | 0 | 1 | |
| NORTH CAROLINA | 1-0-1 | 3 | 3 | 1 | 0 | 0 | |
| BOSTON COLLEGE | 1-0-1 | 2 | 2 | 1 | 0 | 0 | |
| at Butler | 3-1-4 | 3 | 3 | 3 | 2 | 1 | |
| at Pittsburgh | 1-2-3 | 1 | 1 | 0 | 1 | 0 | |
| at Robert Morris | 1-0-1 | 2 | 2 | 1 | 0 | 0 | |
| LOUISVILLE* | 1-0-1 | 2 | 2 | 0 | 0 | 0 | |
| Virginia (ACC Quarterfinals) | | | | | | | |
| TOTAL | | | | | | | |

* - started game

**21 Ava Kristynik**

Sophomore
Midfield/Attack
5-9
Southlake, Tx.
Liberty Christian School

| 2023 | G-A-P | Sh | SOG | GB | DC | CT |
|------------------------------|-------|----|-----|----|----|----|
| SAN DIEGO STATE | | | DNP | | | |
| at Northwestern | | | DNP | | | |
| CENTRAL MICHIGAN | | | DNP | | | |
| CLEMSON | | | DNP | | | |
| at Duke | | | DNP | | | |
| at Syracuse | | | DNP | | | |
| VIRGINIA TECH | 0-1-1 | 0 | 0 | 0 | 0 | 0 |
| LIBERTY | 0-0-0 | 1 | 1 | 0 | 0 | 0 |
| at Virginia | 0-0-0 | 0 | 0 | 0 | 0 | 0 |
| BROWN | 0-0-0 | 1 | 0 | 0 | 0 | 0 |
| NORTH CAROLINA | | | DNP | | | |
| BOSTON COLLEGE | 0-0-0 | 1 | 1 | 0 | 0 | 0 |
| at Butler | 1-1-2 | 1 | 1 | 1 | 0 | 0 |
| at Pittsburgh | 0-0-0 | 2 | 0 | 0 | 0 | 0 |
| at Robert Morris | 1-0-1 | 2 | 1 | 0 | 0 | 0 |
| LOUISVILLE | | | DNP | | | |
| Virginia (ACC Quarterfinals) | | | | | | |
| TOTAL | | | | | | |

* - started game

SEASON HIGHS

Gls: 1, 2x, at Robert Morris (04/16/23)
 Assts: 1, 2x; at Butler (04/10/23)
 Pts: 2, at Butler (04/10/23)
 GB: 1, at Butler (04/10/23)

CAREER HIGHS

Gls: 2, vs. Detroit Mercy, 4/5/22
 Assts: 1, 2x; at Butler 4/10/23
 Pts: 2, 2x; at Butler 4/10/23
 GB: 1, at Butler 4/10/23
 DCs: 5, vs. Detroit Mercy. 4/5/22

HONORS & AWARDS**22 Hannah Dorney**

Graduate
Midfield
5-6
Port Jefferson Station, N.Y.
Comsewogue HS

| 2023 | G-A-P | Sh | SOG | GB | DC | CT |
|------------------------------|-------|----|-----|----|----|----|
| SAN DIEGO STATE* | 0-0-0 | 7 | 1 | 4 | 0 | 1 |
| at Northwestern* | 1-0-1 | 1 | 1 | 2 | 0 | 1 |
| CENTRAL MICHIGAN* | 2-1-3 | 3 | 2 | 1 | 0 | 1 |
| CLEMSON* | 1-0-1 | 3 | 2 | 0 | 0 | 2 |
| at Duke* | 0-0-0 | 0 | 0 | 2 | 1 | 3 |
| at Syracuse* | 0-0-0 | 0 | 0 | 3 | 1 | 0 |
| VIRGINIA TECH* | 0-0-0 | 0 | 0 | 4 | 0 | 1 |
| LIBERTY* | 0-0-0 | 1 | 1 | 0 | 0 | 0 |
| at Virginia* | 0-1-1 | 0 | 0 | 1 | 1 | 1 |
| BROWN* | 0-0-0 | 0 | 0 | 3 | 0 | 2 |
| NORTH CAROLINA* | 1-0-1 | 1 | 1 | 1 | 1 | 1 |
| BOSTON COLLEGE* | 0-0-0 | 0 | 0 | 4 | 0 | 1 |
| at Butler* | 1-0-1 | 1 | 1 | 2 | 0 | 0 |
| at Pittsburgh* | 1-0-1 | 2 | 2 | 2 | 1 | 1 |
| at Robert Morris* | 1-1-2 | 2 | 1 | 0 | 0 | 1 |
| LOUISVILLE* | 1-0-1 | 3 | 2 | 4 | 0 | 1 |
| Virginia (ACC Quarterfinals) | | | | | | |
| TOTAL | | | | | | |

* - started game

SEASON HIGHS

Gls: 2, vs. Central Michigan (02/19/23)
 Assts: 1, 2x; at Virginia (03/25/23)
 Pts: 3, vs. Central Michigan (02/19/23)
 GB: 4, 2x; vs. Louisville (04/20/23)
 CT: 3, at Duke (03/04/23)

CAREER HIGHS

Gls: 3, 3x, at Vanderbilt, 3/11/20
 Assts: 2, at Liberty, 2/17/19
 Pts: 4, 2x, at Vanderbilt, 3/11/20
 GB: 4, 2x; vs. Louisville 4/20/23
 CT: 5, at Yale, 3/20/22

HONORS & AWARDS**23 Jackie Wolak**

Senior
Attack
5-5
Ridgewood, N.J.
Ridgewood High

| 2023 | G-A-P | Sh | SOG | GB | DC | CT |
|------------------------------|-------|----|-----|----|----|----|
| SAN DIEGO STATE* | 2-2-4 | 3 | 3 | 0 | 0 | 1 |
| at Northwestern* | 3-3-6 | 6 | 5 | 0 | 0 | 0 |
| CENTRAL MICHIGAN* | 4-2-6 | 7 | 6 | 2 | 0 | 1 |
| CLEMSON* | 3-2-5 | 5 | 4 | 0 | 0 | 0 |
| at Duke* | 4-1-5 | 6 | 5 | 0 | 0 | 0 |
| at Syracuse* | 0-5-5 | 0 | 0 | 3 | 0 | 0 |
| VIRGINIA TECH* | 2-2-4 | 9 | 6 | 0 | 0 | 1 |
| LIBERTY* | 1-5-6 | 3 | 1 | 0 | 0 | 0 |
| at Virginia* | 6-2-8 | 9 | 7 | 1 | 0 | 0 |
| BROWN* | 3-3-6 | 4 | 4 | 1 | 0 | 0 |
| NORTH CAROLINA* | 1-2-3 | 6 | 3 | 0 | 0 | 0 |
| BOSTON COLLEGE* | 3-0-3 | 9 | 5 | 0 | 0 | 0 |
| at Butler* | 2-4-6 | 3 | 3 | 0 | 1 | 0 |
| at Pittsburgh* | 3-2-5 | 4 | 3 | 1 | 0 | 1 |
| at Robert Morris* | 1-1-2 | 5 | 3 | 1 | 0 | 0 |
| LOUISVILLE* | 3-4-7 | 6 | 5 | 1 | 0 | 0 |
| Virginia (ACC Quarterfinals) | | | | | | |
| TOTAL | | | | | | |

* - started game

SEASON HIGHS

Gls: 6, at Virginia (03/25/23)
 Assts: 5, at Syracuse (3/11/23)
 Pts: 8, at Virginia (03/25/23)
 GB: 3, at Syracuse (03/11/23)

CAREER HIGHS

Gls: 6, at Virginia (03/25/23)
 Assts: 5, at Syracuse (03/11/23)
 Pts: 8, at Virginia (03/25/23)
 GB: 4, at Vanderbilt (02/19/22)

HONORS & AWARDS

- 2023 Inside Lacrosse/ILWomen Midseason All-American
- 2023 Tewaaraton Watchlist

**24 Ellie Noto**

Freshman
Defense
5-5
Atherton, Calif.
Sacred Heart Preparatory

| 2023 | G-A-P | Sh | SOG | GB | DC | CT | SEASON HIGHS |
|------------------------------|-------|----|-----|----|----|----|---------------------|
| SAN DIEGO STATE | | | DNP | | | | Gls: |
| at Northwestern | | | DNP | | | | Assts: |
| CENTRAL MICHIGAN | 0-0-0 | 0 | 0 | 0 | 0 | 0 | Pts: |
| CLEMSON | | | DNP | | | | GB: |
| at Duke | | | DNP | | | | CAREER HIGHS |
| at Syracuse | | | DNP | | | | Gls: |
| VIRGINIA TECH | | | DNP | | | | Assts: |
| LIBERTY | 0-0-0 | 0 | 0 | 0 | 0 | 0 | Pts: |
| at Virginia | | | DNP | | | | GB: |
| BROWN | | | DNP | | | | |
| NORTH CAROLINA | | | DNP | | | | |
| BOSTON COLLEGE | | | DNP | | | | |
| at Butler | | | DNP | | | | |
| at Pittsburgh | | | DNP | | | | |
| at Robert Morris | 0-0-0 | 0 | 0 | 0 | 0 | 0 | |
| LOUISVILLE | | | DNP | | | | |
| Virginia (ACC Quarterfinals) | | | | | | | |
| TOTAL | | | | | | | |
| * - started game | | | | | | | |
| HONORS & AWARDS | | | | | | | |

25 Alexa Piekarski

Graduate
Defense
5-5
Dublin, OH
Dublin Coffman/Kent State

| 2023 | G-A-P | Sh | SOG | GB | DC | CT | SEASON HIGHS |
|------------------------------|-------|----|-----|----|----|----|---------------------|
| SAN DIEGO STATE | | | DNP | | | | Gls: |
| at Northwestern | | | DNP | | | | Assts: |
| CENTRAL MICHIGAN | 0-0-0 | 0 | 0 | 0 | 0 | 0 | Pts: |
| CLEMSON | | | DNP | | | | GB: |
| at Duke | | | DNP | | | | CAREER HIGHS |
| at Syracuse | | | DNP | | | | Gls: |
| VIRGINIA TECH | | | DNP | | | | Assts: |
| LIBERTY | 0-0-0 | 0 | 0 | 0 | 0 | 0 | Pts: |
| at Virginia | | | DNP | | | | GB: |
| BROWN | | | DNP | | | | |
| NORTH CAROLINA | | | DNP | | | | |
| BOSTON COLLEGE | | | DNP | | | | |
| at Butler | 0-0-0 | 0 | 0 | 0 | 0 | 0 | |
| at Pittsburgh | | | DNP | | | | |
| at Robert Morris | 0-0-0 | 0 | 0 | 0 | 0 | 0 | |
| LOUISVILLE | 0-0-0 | 0 | 0 | 0 | 0 | 0 | |
| Virginia (ACC Quarterfinals) | | | | | | | |
| TOTAL | | | | | | | |
| * - started game | | | | | | | |
| HONORS & AWARDS | | | | | | | |

26 Kayleigh Wolff

Senior
Midfield
5-5
Maplewood, N.J.
Oak Knoll

| 2023 | G-A-P | Sh | SOG | GB | DC | CT | SEASON HIGHS |
|------------------------------|-------|----|-----|----|----|----|---------------------|
| SAN DIEGO STATE | 0-0-0 | 0 | 0 | 0 | 0 | 0 | Gls: |
| at Northwestern | | | DNP | | | | Assts: |
| CENTRAL MICHIGAN | 0-0-0 | 0 | 0 | 0 | 0 | 0 | Pts: |
| CLEMSON | | | DNP | | | | GB: |
| at Duke | | | DNP | | | | CAREER HIGHS |
| at Syracuse | | | DNP | | | | Gls: |
| VIRGINIA TECH | | | DNP | | | | Assts: |
| LIBERTY | 0-0-0 | 0 | 0 | 1 | 0 | 0 | Pts: |
| at Virginia | | | DNP | | | | GB: |
| BROWN | | | DNP | | | | |
| NORTH CAROLINA | | | DNP | | | | |
| BOSTON COLLEGE | | | DNP | | | | |
| at Butler | 0-0-0 | 0 | 0 | 0 | 0 | 0 | |
| at Pittsburgh | | | DNP | | | | |
| at Robert Morris | 0-0-0 | 0 | 0 | 0 | 0 | 0 | |
| LOUISVILLE | 0-0-0 | 0 | 0 | 0 | 0 | 0 | |
| Virginia (ACC Quarterfinals) | | | | | | | |
| TOTAL | | | | | | | |
| * - started game | | | | | | | |
| HONORS & AWARDS | | | | | | | |

**27 Maeve Dwyer**

Freshman
Midfield
5-6
Winnetka, Ill.
Loyola Academy

| 2023 | G-A-P | Sh | SOG | GB | DC | CT | SEASON HIGHS |
|------------------------------|-------|----|-----|----|----|----|----------------------------|
| SAN DIEGO STATE | | | DNP | | | | Gls: |
| at Northwestern | | | DNP | | | | Assts: |
| CENTRAL MICHIGAN | | | DNP | | | | Pts: |
| CLEMSON | | | DNP | | | | GB: |
| at Duke | | | DNP | | | | CAREER HIGHS |
| at Syracuse | | | DNP | | | | Gls: |
| VIRGINIA TECH | | | DNP | | | | Assts: |
| LIBERTY | 0-0-0 | 0 | 0 | 0 | 0 | 0 | Pts: |
| at Virginia | | | DNP | | | | GB: |
| BROWN | | | DNP | | | | |
| NORTH CAROLINA | | | DNP | | | | |
| BOSTON COLLEGE | | | DNP | | | | |
| at Butler | 0-0-0 | 0 | 0 | 0 | 0 | 1 | HONORS & AWARDS |
| at Pittsburgh | 0-0-0 | 0 | 0 | 0 | 0 | 0 | |
| at Robert Morris | 0-0-0 | 0 | 0 | 0 | 0 | 0 | |
| LOUISVILLE | | | DNP | | | | |
| Virginia (ACC Quarterfinals) | | | | | | | |
| TOTAL | | | | | | | |
| * - started game | | | | | | | |

30 Malie Follet

Sophomore
Goalie
5-6
Fulton, N.Y.
G. Ray Bodley HS

| 2023 | GA | GAAvg | Sv. | Sv.Pct | GB | CT | SEASON HIGHS |
|------------------------------|----|--------|-----|--------|----|----|--|
| SAN DIEGO STATE | | | DNP | | | | Saves: 2, 3x; at Butler (04/10/23) |
| at Northwestern | | | DNP | | | | GB: |
| CENTRAL MICHIGAN | 3 | 12.00 | 1 | .250 | 0 | 0 | CT: |
| CLEMSON | | | DNP | | | | CAREER HIGHS |
| at Duke | | | DNP | | | | Saves: 2, 3x; at Butler (04/10/23) |
| at Syracuse | 3 | 21.429 | 0 | 0.000 | 0 | 0 | GB: |
| VIRGINIA TECH | | | DNP | | | | CT: |
| LIBERTY | 4 | 16.00 | 2 | 0.333 | 0 | 0 | |
| at Virginia | 2 | 17.30 | 2 | 0.00 | 0 | 0 | |
| BROWN | | | DNP | | | | |
| NORTH CAROLINA | | | DNP | | | | |
| BOSTON COLLEGE | | | DNP | | | | |
| at Butler | 3 | 12.00 | 2 | 0.400 | 0 | 0 | HONORS & AWARDS |
| at Pittsburgh | | | DNP | | | | |
| at Robert Morris | 0 | 0.00 | 0 | 1.00 | 0 | 0 | |
| LOUISVILLE | | | DNP | | | | |
| Virginia (ACC Quarterfinals) | | | | | | | |
| TOTAL | | | | | | | |
| * - started game | | | | | | | |

33 Abby Maichin

Junior
Attack
5-10
Huntington, N.Y.
Huntington HS

| 2023 | G-A-P | Sh | SOG | GB | DC | CT | SEASON HIGHS |
|------------------------------|-------|----|-----|----|----|----|--|
| SAN DIEGO STATE | 1-0-1 | 2 | 2 | 0 | 0 | 0 | Gls: 3, vs. Liberty (03/19/23) |
| at Northwestern | 0-0-0 | 2 | 2 | 1 | 0 | 0 | Assts: 1, at Syracuse (03/11/23) |
| CENTRAL MICHIGAN | 1-0-1 | 2 | 2 | 0 | 0 | 0 | Pts: 3, vs. Liberty (03/19/23) |
| CLEMSON | 1-0-1 | 3 | 3 | 0 | 0 | 0 | GB: 1, 3x; at Robert Morris (04/16/23) |
| at Duke | 0-0-0 | 0 | 0 | 0 | 0 | 0 | CAREER HIGHS |
| at Syracuse | 1-1-2 | 2 | 2 | 1 | 0 | 0 | Gls: 3, vs. Liberty (03/19/23) |
| VIRGINIA TECH | 0-0-0 | 0 | 0 | 0 | 0 | 0 | Assts: 1, at Syracuse (03/11/23) |
| LIBERTY | 3-0-3 | 5 | 4 | 0 | 0 | 0 | Pts: 3, vs. Liberty (03/19/23) |
| at Virginia | 0-0-0 | 0 | 0 | 0 | 0 | 0 | GB: 1, 3x; at Robert Morris (04/16/23) |
| BROWN | 2-0-2 | 3 | 3 | 0 | 0 | 1 | |
| NORTH CAROLINA | 0-0-0 | 0 | 0 | 0 | 0 | 0 | |
| BOSTON COLLEGE | 0-0-0 | 1 | 1 | 0 | 0 | 0 | |
| at Butler | 1-0-1 | 2 | 2 | 0 | 0 | 0 | HONORS & AWARDS |
| at Pittsburgh | 0-0-0 | 1 | 0 | 0 | 0 | 0 | |
| at Robert Morris | 0-0-0 | 1 | 0 | 1 | 0 | 0 | |
| LOUISVILLE | 0-0-0 | 2 | 0 | 0 | 0 | 0 | |
| Virginia (ACC Quarterfinals) | | | | | | | |
| TOTAL | | | | | | | |
| * - started game | | | | | | | |

**34 Jaclyn Marszal**

Freshman
Attack
5-8
Catonsville, Md.
Glenelg Country School

| 2023 | G-A-P | Sh | SOG | GB | DC | CT | SEASON HIGHS |
|------------------------------|-------|----|-----|----|----|----|---|
| SAN DIEGO STATE | | | DNP | | | | Gls: 1, 2x; at Robert Morris (04/16/23) |
| at Northwestern | | | DNP | | | | Assts: -- |
| CENTRAL MICHIGAN | 0-0-0 | 1 | 1 | 0 | 0 | 0 | Pts: 1, 2x; at Robert Morris (04/16/23) |
| CLEMSON | | | DNP | | | | GB: -- |
| at Duke | | | DNP | | | | CAREER HIGHS |
| at Syracuse | | | DNP | | | | Gls: 1, 2x; at Robert Morris (04/16/23) |
| VIRGINIA TECH | 0-0-0 | 0 | 0 | 0 | 0 | 0 | Assts: -- |
| LIBERTY | 0-0-0 | 0 | 0 | 0 | 0 | 0 | Pts: 1, 2x; at Robert Morris (04/16/23) |
| at Virginia | | | DNP | | | | GB: -- |
| BROWN | | | DNP | | | | |
| NORTH CAROLINA | | | DNP | | | | |
| BOSTON COLLEGE | | | DNP | | | | |
| at Butler | 1-0-1 | 1 | 1 | 0 | 0 | 0 | |
| at Pittsburgh | | | DNP | | | | |
| at Robert Morris | 1-0-1 | 1 | 1 | 0 | 0 | 0 | |
| LOUISVILLE | | | DNP | | | | |
| Virginia (ACC Quarterfinals) | | | | | | | |
| TOTAL | | | | | | | |
| * - started game | | | | | | | |
| HONORS & AWARDS | | | | | | | |

35 Lilly Callahan

Junior
Goalie
6-0
Needham, Mass.
Needham HS

| 2023 | GA | GAvg | Sv. | Sv.Pct | GB | CT | SEASON HIGHS |
|------------------------------|----|--------|-----|--------|----|----|--|
| SAN DIEGO STATE* | 2 | 2.000 | 9 | 0.818 | 0 | 1 | Saves: 15, at Northwestern (02/17/23) |
| at Northwestern* | 18 | 18.000 | 15 | 0.455 | 2 | 0 | GB: 4, vs Clemson (02/25/23) |
| CENTRAL MICHIGAN* | 2 | 8.000 | 1 | 0.532 | 2 | 1 | CT: 1, 4x; at Robert Morris (04/16/23) |
| CLEMSON* | 9 | 9.000 | 8 | 0.471 | 4 | 0 | CAREER HIGHS |
| at Duke* | 6 | 6.000 | 7 | 0.538 | 3 | 0 | Saves: 15, at Northwestern (02/17/23) |
| at Syracuse* | 12 | 13.953 | 7 | 0.368 | 1 | 0 | GB: 4, vs Clemson (02/25/23) |
| VIRGINIA TECH* | 1 | 1.000 | 6 | 0.857 | 0 | 0 | CT: 1, 4x; at Robert Morris (04/16/23) |
| LIBERTY* | 4 | 5.333 | 4 | 0.500 | 0 | 0 | |
| at Virginia | 14 | 14.50 | 9 | 0.391 | 0 | 0 | |
| BROWN* | 7 | 7.000 | 5 | 0.417 | 0 | 0 | |
| NORTH CAROLINA* | 12 | 12.00 | 7 | 0.368 | 0 | 0 | |
| BOSTON COLLEGE* | 12 | 12.00 | 11 | 0.478 | 3 | 1 | |
| at Butler* | 0 | 0.00 | 7 | 1.000 | 0 | 0 | |
| at Pittsburgh* | 6 | 6.00 | 7 | 0.538 | 2 | 1 | |
| at Robert Morris* | 6 | 7.10 | 7 | 0.538 | 0 | 0 | |
| LOUISVILLE* | 9 | 9.000 | 7 | 0.438 | 0 | 0 | |
| Virginia (ACC Quarterfinals) | | | | | | | |
| TOTAL | | | | | | | |
| * - started game | | | | | | | |
| HONORS & AWARDS | | | | | | | |

36 Kyle Kirby

Junior
Midfield/Attack
5-5
Westport, Conn.
Staples HS

| 2023 | G-A-P | Sh | SOG | GB | DC | CT | SEASON HIGHS |
|------------------------------|-------|----|-----|----|----|----|---------------------|
| SAN DIEGO STATE | | | DNP | | | | Gls: -- |
| at Northwestern | | | DNP | | | | Assts: -- |
| CENTRAL MICHIGAN | | | DNP | | | | Pts: -- |
| CLEMSON | | | DNP | | | | GB: -- |
| at Duke | | | DNP | | | | CAREER HIGHS |
| at Syracuse | | | DNP | | | | Gls: -- |
| VIRGINIA TECH | | | DNP | | | | Assts: -- |
| LIBERTY | | | DNP | | | | Pts: -- |
| at Virginia | | | DNP | | | | GB: -- |
| BROWN | | | DNP | | | | |
| NORTH CAROLINA | | | DNP | | | | |
| BOSTON COLLEGE | | | DNP | | | | |
| at Butler | | | DNP | | | | |
| at Pittsburgh | | | DNP | | | | |
| at Robert Morris | | | DNP | | | | |
| LOUISVILLE | | | DNP | | | | |
| Virginia (ACC Quarterfinals) | | | | | | | |
| TOTAL | | | | | | | |
| * - started game | | | | | | | |
| HONORS & AWARDS | | | | | | | |

**37 Emma Schettig**

Senior
Defense
5-9
Woodbine, Md.
McDonogh School

| 2023 | G-A-P | Sh | SOG | GB | DC | CT | SEASON HIGHS |
|------------------------------|-------|----|-----|----|----|----|------------------------------------|
| SAN DIEGO STATE* | 0-0-0 | 0 | 0 | 3 | 3 | 1 | Gls: |
| at Northwestern* | 0-0-0 | 0 | 0 | 2 | 5 | 1 | Assts: |
| CENTRAL MICHIGAN | 0-0-0 | 0 | 0 | 1 | 4 | 1 | Pts: |
| CLEMSON* | 0-0-0 | 0 | 0 | 3 | 5 | 2 | DC: 5, x2 Clemson (02/25/23) |
| at Duke* | 0-0-0 | 0 | 0 | 3 | 3 | 2 | CAREER HIGHS |
| at Syracuse* | 0-0-0 | 0 | 0 | 1 | 1 | 0 | Gls: |
| VIRGINIA TECH | | | DNP | | | | Assts: |
| LIBERTY | | | DNP | | | | Pts: |
| at Virginia | | | DNP | | | | DC: 5, x2 Clemson (02/25/23) |
| BROWN | | | DNP | | | | |
| NORTH CAROLINA | | | DNP | | | | |
| BOSTON COLLEGE | | | DNP | | | | |
| at Butler | | | DNP | | | | |
| at Pittsburgh | | | DNP | | | | |
| at Robert Morris | | | DNP | | | | |
| LOUISVILLE | | | DNP | | | | |
| Virginia (ACC Quarterfinals) | | | | | | | |
| TOTAL | | | | | | | |

* - started game

41 Franny O'Brien

Freshman
Midfield
5-7
Bedford Corners, N.Y.
Sacred Heart Greenwich

| 2023 | G-A-P | Sh | SOG | GB | DC | CT | SEASON HIGHS |
|------------------------------|-------|----|-----|----|----|----|------------------------------------|
| SAN DIEGO STATE | | | DNP | | | | Gls: 2, at Butler (04/10/23) |
| at Northwestern | | | DNP | | | | Assts: |
| CENTRAL MICHIGAN | 1-0-1 | 2 | 2 | 0 | 0 | 0 | Pts: 2, at Butler (04/10/23) |
| CLEMSON | | | DNP | | | | DC: 1, at Butler (04/10/23) |
| at Duke | | | DNP | | | | CAREER HIGHS |
| at Syracuse | | | DNP | | | | Gls: 2, at Butler (04/10/23) |
| VIRGINIA TECH | 0-0-0 | 0 | 0 | 0 | 0 | 0 | Assts: |
| LIBERTY | 0-0-0 | 0 | 0 | 0 | 0 | 0 | Pts: 2, at Butler (04/10/23) |
| at Virginia | | | DNP | | | | DC: 1, at Butler (04/10/23) |
| BROWN | 0-0-0 | 0 | 0 | 1 | 0 | 1 | |
| NORTH CAROLINA | | | DNP | | | | |
| BOSTON COLLEGE | | | DNP | | | | |
| at Butler | 2-0-2 | 3 | 3 | 1 | 1 | 0 | |
| at Pittsburgh | 0-0-0 | 0 | 0 | 0 | 0 | 0 | |
| at Robert Morris | 1-0-1 | 1 | 1 | 0 | 0 | 0 | |
| LOUISVILLE | 0-0-0 | 0 | 0 | 0 | 0 | 0 | |
| Virginia (ACC Quarterfinals) | | | | | | | |
| TOTAL | | | | | | | |

* - started game

42 Isabel Pithie

Sophomore
Goalie
5-6
Norwell, Mass.
Norwell HS

| 2023 | GA | GAAvg | Sv. | Sv.Pct | GB | CT | SEASON HIGHS |
|------------------------------|----|-------|-----|--------|----|----|---|
| SAN DIEGO STATE | | | DNP | | | | Saves: |
| at Northwestern | | | DNP | | | | GB: |
| CENTRAL MICHIGAN | | | DNP | | | | CT: |
| CLEMSON | | | DNP | | | | CAREER HIGHS |
| at Duke | | | DNP | | | | Saves: 2, vs. Central Michigan, 2/11/22 |
| at Syracuse | | | DNP | | | | GB: |
| VIRGINIA TECH | | | DNP | | | | CT: |
| LIBERTY | | | DNP | | | | |
| at Virginia | | | DNP | | | | |
| BROWN | | | DNP | | | | |
| NORTH CAROLINA | | | DNP | | | | |
| BOSTON COLLEGE | | | DNP | | | | |
| at Butler | | | DNP | | | | |
| at Pittsburgh | | | DNP | | | | |
| at Robert Morris | | | DNP | | | | |
| LOUISVILLE | | | DNP | | | | |
| Virginia (ACC Quarterfinals) | | | | | | | |
| TOTAL | | | | | | | |

* - started game



43 Avery Gawronski

Freshman
Goalie
5-5
Mullica Hill, N.J.
Clearview Regional

| 2023 | GA | GAAvg | Sv. | Sv.Pct | GB | CT | SEASON HIGHS |
|------------------------------|----|-------|-----|--------|----|----|---------------------|
| SAN DIEGO STATE | | | DNP | | | | Saves: -- |
| at Northwestern | | | DNP | | | | GB: -- |
| CENTRAL MICHIGAN | | | DNP | | | | CT: -- |
| CLEMSON | | | DNP | | | | CAREER HIGHS |
| at Duke | | | DNP | | | | Saves: -- |
| at Syracuse | | | DNP | | | | GB: -- |
| VIRGINIA TECH | | | DNP | | | | CT: -- |
| LIBERTY | | | DNP | | | | |
| at Virginia | | | DNP | | | | |
| BROWN | | | DNP | | | | |
| NORTH CAROLINA | | | DNP | | | | |
| BOSTON COLLEGE | | | DNP | | | | |
| at Butler | | | DNP | | | | |
| at Pittsburgh | | | DNP | | | | |
| at Robert Morris | | | DNP | | | | |
| LOUISVILLE | | | DNP | | | | |
| Virginia (ACC Quarterfinals) | | | | | | | |
| TOTAL | | | | | | | |
| * - started game | | | | | | | |
| HONORS & AWARDS | | | | | | | |

44 Keelin Schlageter

Junior
Midfield
5-9
Maplewood, N.J.
Oak Knoll School

| 2023 | G-A-P | Sh | SOG | GB | DC | CT | SEASON HIGHS |
|------------------------------|-------|----|-----|----|----|----|--|
| SAN DIEGO STATE* | 1-0-1 | 1 | 1 | 0 | 0 | 0 | Gls: 1, at Northwestern (02/17/23) |
| at Northwestern* | 1-0-1 | 4 | 3 | 0 | 0 | 0 | Assts: 1, at Pitt (04/14/23) |
| CENTRAL MICHIGAN* | 0-0-0 | 0 | 0 | 3 | 0 | 1 | Pts: 1, at Northwestern (02/16/23) |
| CLEMSON* | 0-0-0 | 0 | 0 | 1 | 0 | 1 | GB: 3, vs. Central Michigan (02/19/23) |
| at Duke* | 0-0-0 | 2 | 1 | 1 | 0 | 0 | CAREER HIGHS |
| at Syracuse* | 0-0-0 | 0 | 0 | 0 | 0 | 2 | Gls: 2, vs. Robert Morris, 3/6/21 |
| VIRGINIA TECH* | 0-0-0 | 1 | 0 | 0 | 0 | 2 | Assts: 1, vs. Robert Morris, 3/6/21 |
| LIBERTY* | 0-0-0 | 0 | 0 | 2 | 0 | 0 | Pts: 3, vs. Robert Morris, 3/6/21 |
| at Virginia* | 0-0-0 | 0 | 0 | 0 | 0 | 0 | GB: 3, vs. Central Michigan (02/19/23) |
| BROWN* | 1-0-1 | 1 | 1 | 1 | 0 | 1 | |
| NORTH CAROLINA* | 0-0-0 | 0 | 0 | 0 | 0 | 0 | |
| BOSTON COLLEGE* | 0-0-0 | 0 | 0 | 0 | 0 | 0 | |
| at Butler* | 0-0-0 | 0 | 0 | 0 | 3 | 0 | |
| at Pittsburgh* | 0-1-1 | 1 | 1 | 2 | 3 | 0 | |
| at Robert Morris* | 0-0-0 | 1 | 0 | 2 | 0 | 1 | |
| LOUISVILLE* | 0-0-0 | 0 | 0 | 1 | 0 | 0 | |
| Virginia (ACC Quarterfinals) | | | | | | | |
| TOTAL | | | | | | | |
| * - started game | | | | | | | |
| HONORS & AWARDS | | | | | | | |

47 Olivia Derrico

Senior
Midfield
5-7
Ridgewood, N.J.
Ridgewood High

| 2023 | G-A-P | Sh | SOG | GB | DC | CT | SEASON HIGHS |
|------------------------------|-------|----|-----|----|----|----|---------------------|
| SAN DIEGO STATE | | | DNP | | | | Gls: -- |
| at Northwestern | | | DNP | | | | Assts: -- |
| CENTRAL MICHIGAN | 0-0-0 | 0 | 0 | 0 | 0 | 0 | Pts: -- |
| CLEMSON | | | DNP | | | | GB: -- |
| at Duke | | | DNP | | | | CAREER HIGHS |
| at Syracuse | | | DNP | | | | Gls: -- |
| VIRGINIA TECH | | | DNP | | | | Assts: -- |
| LIBERTY | 0-0-0 | 0 | 0 | 0 | 0 | 0 | Pts: -- |
| at Virginia | | | DNP | | | | GB: -- |
| BROWN | | | DNP | | | | |
| NORTH CAROLINA | | | DNP | | | | |
| BOSTON COLLEGE | | | DNP | | | | |
| at Butler | 0-0-0 | 0 | 0 | 0 | 0 | 0 | |
| at Pittsburgh | | | DNP | | | | |
| at Robert Morris | 0-0-0 | 0 | 0 | 0 | 0 | 0 | |
| LOUISVILLE | 0-0-0 | 0 | 0 | 0 | 0 | 0 | |
| Virginia (ACC Quarterfinals) | | | | | | | |
| TOTAL | | | | | | | |
| * - started game | | | | | | | |
| HONORS & AWARDS | | | | | | | |



**Junior
Midfield
5-10
Jupiter, Fla.
Cardinal Newman HS**

* - started game