



**NOTRE DAME
FIGHTING IRISH**
No. 13/13
0-0



Jac Collinsworth ('17)
Jason Garrett
Zora Stephenson



★ **NAVY
MIDSHIPMEN**
0-0

**Notre Dame
Football
Radio
Network**

Paul Burmeister
Ryan Harris ('07)
Tony Simeone



2023 AER LINGUS COLLEGE FOOTBALL CLASSIC

The Notre Dame Fighting Irish and the Navy Midshipmen kickoff the 2023 college football season in Dublin, Ireland, as the teams meet in the Aer Lingus College Football Classic. This is the third edition of the classic, which was played in 2016 (Georgia Tech vs. Boston College) and 2022 (Northwestern vs. Nebraska).

IRISH ITEMS - BY THE NUMBERS

3	Notre Dame will play its third game in Dublin, Ireland, against Navy on Saturday. The Irish are 2-0 all-time on the Emerald Isle and 3-0 all-time outside the United States. Notre Dame defeated Miami FL 40-15 in the 1979 Mirage Bowl set in Tokyo, Japan.
4	In Marcus Freeman's debut season in 2022, Notre Dame defeated four Associated Press ranked teams: No. 5 Clemson, No. 16 BYU, No. 16 Syracuse and No. 20 South Carolina, which matched Terry Brennan (1954) for the most ranked wins in a coaching debut season at Notre Dame and was most in one single season for the program since 2018.
6	Benjamin Morrison intercepted six passes during his rookie season in 2022 and was one of two Power 5 defensive backs to reach that mark (Miami's Kamren Kinchens also had six).
8	Notre Dame is starting its season at a neutral site for the eighth time in school history and the first since Notre Dame and Navy met at Aviva Stadium to begin the 2012 season.
14	Interception = victory? Since 2021, Notre Dame is 14-0 when it has intercepted at least one of its opposing team's passes which is tied for the best streak in FBS with Georgia and Coastal Carolina.
33.5	Average margin of victory for Notre Dame over Navy in Ireland (54-27 in 1996, 50-10 in 2012). In those two previous games, the Irish rushed for 614 yards on 101 carries (6.1 yards per carry).
47	Fifth-year senior DJ Brown is the most experienced returning player to the Irish roster this season, having appeared in 47 career games with 10 starts. JD Bertrand has the most starts of any returning player with 22 in his career. The two of the most experienced players, in terms of games played in a career, are new to the roster this season - Sam Hartman (48) and Javontae Jean-Baptiste (47).
77	Irish quarterback Sam Hartman has thrown 77 touchdown passes since 2021 - the most of any Power 5 quarterback.
96	The Irish and Midshipmen are meeting for the 96th time this weekend, which is the most prolific series in Notre Dame football history. Notre Dame and Southern Cal have met 93 times, with Purdue the third-most at 87.
100	When an Irish running back reaches the 100-yard plateau, that typically coincides with a Notre Dame victory. Since 2021, the Irish are 16-2 (.889) when at least one ND player reaches 100 rushing yards.
183	Senior team captain JD Bertrand has piled up 183 tackles over the past two seasons which is the seventh-best two-season total for an Irish linebacker since 2000.

2023 SCHEDULE

Date	ND Rank	Opp Rank	Opponent	Location	TV	Time ET
8-26	13/13		vs. Navy	Aviva Stadium	NBC	2:30
9-2			Tennessee St.	Notre Dame Stadium	NBC	3:30
9-9			at NC State	Carter-Finley Stadium	ABC	12:00
9-16			Central Michigan	Notre Dame Stadium	Peacock	2:30
9-23		3/4	Ohio State	Notre Dame Stadium	NBC	7:30
9-30			at Duke	Wallace Wade Stadium	TBA	TBA
10-7			at Louisville	Cardinal Stadium	TBA	TBA
10-14		6/6	Southern Cal	Notre Dame Stadium	NBC	7:30
10-28			Pittsburgh	Notre Dame Stadium	NBC	3:30
11-4		9/9	at Clemson	Memorial Stadium	ABC	TBA
11-18			Wake Forest	Notre Dame Stadium	NBC	3:30
11-25			at Stanford	Stanford Stadium	TBA	TBA

NOTRE DAME - NAVY SERIES HISTORY

- Notre Dame and Navy will meet for the third time in Dublin, Ireland, and the 96th time overall on Saturday in Aviva Stadium. The Irish lead the all-time series 81-13-1 and are 2-0 against the Midshipmen in Ireland.
- The 2023 Aer Lingus College Football Classic marks the third meeting between the Notre Dame and Navy in Ireland, but the first time that the Fighting Irish are the designated home team. The teams met in 1996 at Croke Park (54-27 ND victory) and at Aviva Stadium in 2012 (50-10 ND win).
- Notre Dame and Navy met every season from 1927 through 2019 until the COVID-19 pandemic interrupted what was the longest uninterrupted intersectional rivalry in college football and the third-longest uninterrupted rivalry overall in college football history.
- This rivalry is unique for its longevity and for the sites in which the series has been played. In addition to Dublin, Notre Dame and Navy have met all over the United States, including Notre Dame Stadium (38 games) Baltimore (23), Cleveland (11), Philadelphia (nine), New Jersey (seven), Maryland, (twice), San Diego, Orlando and Jacksonville. Navy has never hosted the Irish for a true home game in the series.
- Notre Dame's 43-game win streak in the series from 1963 through 2007 remains the longest win streak between two annual opponents in college football history. Navy ended the streak in 2007, which sparked the Midshipmen to three victories in four series meetings between 2007 and 2010. Since 2010, Notre Dame is 10-1 against Navy and have won five straight.

NOTRE DAME SEASON OPENERS

- All-time: 109-18-5 (.845)
- On A Neutral Field: 6-1 (.857). The Irish have opened the season at a neutral site in 2012, 2002, 1994, 1992, 1989, 1984 and 1975. The lone loss was a 23-21 battle to Purdue in the Hoosier Dome to start the 1984 season. Notre Dame's six neutral-site season-opening wins have come by an average of 26.8 points per game.
- Notre Dame has won five of its last six season openers.
- In the 109 seasons Notre Dame has won its opener, the Irish have gone on to post a winning record 93.5 percent of those campaigns (102 of 109).
- In 11 of the last 13 seasons, the Irish have scored the first points in the season's opening game. Since 1958, Notre Dame is 38-5 (.883) in the season opener when scoring first, while they are 14-6 when the opponent registers the first score.
- Even as the Aer Lingus College Football Classic is a designated home game for Notre Dame, it marks the third-straight season the Irish will start a season away from Notre Dame Stadium (2021 at Florida State, 2022 at Ohio State). It is the first time since 2004-05-06 the Irish have started three-straight seasons away from Notre Dame Stadium.

NOTRE DAME OFFENSE

Pos.	No.	Name	Ht.	Wt.	Class	Elig.*
WR	83	Jayden Thomas	6-1½	221	Jr.	So.
	0	Deion Colzie	6-4¼	210	Jr.	Jr.
WR	2	Chris Tyree	5-9½	192	Sr.	Sr.
	19	Jaden Greathouse	6-1	204	Fr.	Fr.
LT	76	Joe Alt	6-8	322	Jr.	Jr.
	79	Tosh Baker	6-8	317	Sr.	Jr.
LG	78	Pat Coogan	6-5½	303	Jr.	So.
	74	Billy Schrauth	6-4½	311	So.	Fr.
C	52	Zeke Correll	6-3	306	Gr.	Sr.
	70	Ashton Craig	6-4¼	307	So.	Fr.
RG	50	Rocco Spindler	6-4⅝	314	Jr.	So.
	73	Andrew Kristofic	6-5¼	305	Gr.	Sr.
RT	54	Blake Fisher	6-6	315	Jr.	So.
	59	Aamil Wagner	6-6	288	So.	Fr.
TE	88	Mitchell Evans	6-5⅝	251	Jr.	Jr.
	13	Holden Staes	6-4¼	242	So.	So.
	38	Davis Sherwood	6-3	238	Jr.	Jr.
WR	5	Tobias Merriweather	6-4	204	So.	So.
	17	Rico Flores Jr.	6-0⅝	205	Fr.	Fr.
or	29	Matt Salerno	6-0⅝	199	Gr.	*Sr.
QB	10	Sam Hartman	6-1⅝	212	Gr.	*Sr.
	18	Steve Angeli	6-2¾	211	So.	Fr.
RB	7	Audric Estimé	5-11½	227	Jr.	Jr.
	3	Gi'Bran Payne	5-9½	208	So.	Fr.
or	24	Jadarian Price	5-10¾	206	So.	Fr.
or	22	Devyn Ford	5-11	200	Gr.	Sr.
or	12	Jeremiyah Love	5-11⅞	197	Fr.	Fr.

NOTRE DAME SPECIAL TEAMS

Pos.	No.	Name	Ht.	Wt.	Class	Elig.*
KO	32	Spencer Shrader	6-1¾	200	Gr.	Sr.
	92	Zac Yoakam	5-8	188	So.	So.
PK	32	Spencer Shrader	6-1¾	200	Gr.	Sr.
	92	Zac Yoakam	5-8	188	So.	So.
P	14	Bryce McFerson	6-1½	197	So.	Fr.
	43	Ben Krimm	6-1⅝	204	Gr.	Sr.
LS	65	Michael Vinson	6-2	242	Gr.	*Sr.
	51	Rino Monteforte	5-7	195	So.	So.

TWO-DEEP TIDBITS - OFFENSE

Jayden Thomas is the leading returning receiver for the Irish offense, catching 25 passes for 361 yards and three touchdowns in 2022.

Deion Colzie posted his best game of the season against Navy last year, catching two passes for 50 yards, which included a 29-yard reception on third and long.

Chris Tyree shifts fully to wide receiver this season and will specialize running routes out of the slot after three seasons as a running back. Tyree was one of three backs with 100 carries last season and is recognized as one of the fastest players on the team.

True freshman **Jaden Greathouse** joined the program in January of '23 and was a highlight of the Blue-Gold Game, catching 11 passes on 13 targets for 118 yards.

Joe Alt, the son of former NFL All-Pro John Alt, is one of four team captains for the Irish this season, has been selected as a consensus preseason All-American and is on the Outland, Lombardi and Walter Camp Award watch lists. See page 7 for more on Alt.

Pat Coogan has waited for his turn on the Irish offensive line and earned the starting nod at left guard this preseason. Coogan has appeared in just one game during his career with the Irish so far.

Zeke Correll has played guard and center during his career and now enters the season as one of the top snappers in the nation. He will make his 23rd-career start on the Irish offensive line against Navy and is on the Rimington Award watch list.

Rocco Spindler, similar to his fellow guard on the left side, has bided his time and will make his first-career start at right guard against Navy. Spindler has appeared in 14 games during his career – a large majority of that time was on the Irish PAT unit.

Blake Fisher combines with Joe Alt to give the Irish offensive line two of the top tackles in the nation. See page 7 for more on Alt and Fisher.

Mitchell Evan's last reception of 2022 was the game-winning touchdown against South Carolina in the Gator Bowl. Evans also plays a key role in some of Notre Dame's short yardage packages by taking direct snaps. He rushed for five first downs and a touchdown from under center last season.

Tobias Merriweather made one catch as a rookie for a key touchdown against Stanford last season and was poised for a surge in playing time, but an injury before last year's Navy contest slowed his progress. He has the length and athleticism to be one of Hartman's top targets.

Rico Flores Jr. has shown a penchant for getting open in the preseason and is one of Notre Dame's true freshmen expected to contribute to the Irish offense.

Sam Hartman is one of the most accomplished veteran quarterbacks returning to college football this season. See page 6 for more on Hartman's accomplishments on and off the field.

Audric Estimé just missed out on a 1,000-yard season in 2022 (he finished with 920 yards). Estimé's specialty is wearing down the defense throughout the game – see page 7 for more.

Gi'Bran Payne has been a dependable contributor for the Irish this preseason and combines with Jadarian Price, Devyn Ford and Jeremiyah Love to give the Irish running back room a deep and flexible pool of talent.

Jadarian Price was pushing for playing time as a true freshman in '22 before an Achilles injury in June ended his season. **Devyn Ford** brings experience (three years at Penn State) and leadership to the group. **Jeremiyah Love** will give Chris Tyree a run for the fastest player on the team.

Spencer Shrader decided to play his final year at Notre Dame, claimed the starting kicker duties and has not looked back. A former professional soccer player, Shrader has rushed twice in his career (once for a 22-yard touchdown), caught a pass for seven yards, made two tackles on kick offs, punted once for 36 yards and has converted 28 career field goals.

Bryce McFerson has a booming leg and was slated to be the Irish kickoff specialist last season as a true freshman, before an injury kept him off the field.

Michael Vinson is in his sixth year at Notre Dame and is one of the top long snappers in the nation. He has developed into a clear leader not only for the Irish special teams, but the entire roster.

NOTRE DAME DEFENSE						
Pos.	No.	Name	Ht.	Wt.	Class	Elig.*
VYP	12	Jordan Botelho	6-2 ½	264	Sr.	Sr.
	44	Junior Tuihalamaka	6-1 ¾	254	So.	So.
	40	Joshua Burnham	6-3 ½	248	So.	Fr.
DT	99	Rylie Mills	6-5 ½	306	Sr.	Sr.
	47	Jason Onye	6-5	294	Jr.	So.
	41	Donovan Hinish	6-1 ¾	280	So.	Fr.
DT	56	Howard Cross III	6-0 ¾	288	Gr.	Sr.
	97	Gabriel Rubio	6-5 ¼	306	Jr.	So.
DE	1	Javontae Jean-Baptiste	6-4 ½	260	Gr.	*Sr.
or	31	Nana Osafo-Mensah	6-3 ½	264	Gr.	Sr.
	40	Joshua Burnham	6-3 ½	248	So.	Fr.
WILL	8	Marist Liufau	6-2 ¼	239	Gr.	Sr.
	23	Jaiden Ausberry	6-0 ½	224	Fr.	Fr.
MIKE	27	JD Bertrand	6-1	233	Gr.	Sr.
	34	Drayk Bowen	6-2	234	Fr.	Fr.
ROV	24	Jack Kiser	6-1 ¾	232	Gr.	Sr.
	3	Jaylen Sneed	6-2	223	So.	Fr.
CB	5	Cam Hart	6-2 ½	207	Gr.	Sr.
	7	Jaden Mickey	5-11 ½	181	So.	So.
LS	2	DJ Brown	6-1 ¼	202	Gr.	Sr.
or	4	Antonio Carter II	5-11 ¾	207	Gr.	Sr.
or	13	Thomas Harper	5-10 ½	195	Gr.	*Sr.
RS	0	Xavier Watts	5-11 ¾	204	Sr.	Jr.
or	11	Ramon Henderson	6-1	196	Sr.	Sr.
CB	20	Benjamin Morrison	6-0 ¼	185	So.	So.
	29	Christian Gray	5-11 ¾	189	Fr.	Fr.
or	6	Clarence Lewis	5-11 ½	202	Sr.	Sr.

NOTRE DAME SPECIAL TEAMS						
Pos.	No.	Name	Ht.	Wt.	Class	Elig.*
HLD	16	Dylan Devezin	6-1 ¾	222	So.	So.
	14	Bryce McFerson	6-1 ½	197	So.	Fr.
PR	2	Chris Tyree	5-9 ½	192	Sr.	Sr.
	29	Matt Salerno	6-0 ¾	199	Gr.	*Sr.
KR	22	Devyn Ford	5-11	200	Gr.	Sr.
	2	Chris Tyree	5-9 ½	192	Sr.	Sr.

TWO-DEEP TIDBITS - DEFENSE

Jordan Botelho finished second on the team with 4.5 sacks last season and was a terror on special teams – which included a key punt block against No. 5 Clemson.

Junior Tuihalamaka started his career as a linebacker and has a nose for stopping the run. Sophomore **Joshua Burnham** will be seeing his first extended action this season.

Rylie Mills is No. 10 on The Athletic’s Freak List for his work in the weight room and he is poised for a breakout season. Previously shifted inside and outside on the Irish defensive line, Mills is now entrenched at defensive tackle.

Jason Onye’s motor never stops and he has been one of the talking points of the Irish preseason in his push for more playing time.

Howard Cross III will appear in his 40th game for Notre Dame against Navy and is a dependable force on the interior of the defensive line.

Gabriel Rubio is in the same role as Onye and Burnham, talented younger defensive linemen who are hoping to level up their game in 2023.

Javontae Jean-Baptiste comes to Notre Dame after three seasons at Ohio State and brings athleticism and leadership to the defensive end position.

Nana Osafo-Mensah is a leader in the defensive line group and a steady force against the run.

Marist Liufau enters his second full season as a starter in 2023 and is poised to turn his massive experience from ‘22 (he led the defense in snaps) into increased production this year.

JD Bertrand is the defacto leader of the Irish defense, and with 183 tackles over the last two seasons, is one of the most prolific tackling linebackers of the last 20 years. See page 7 for more on Bertrand.

Jack Kiser does a little bit of everything for the Irish defense, and can appear on the line or even as a spot safety if necessary. Kiser has posted 123 tackles over the past three seasons, with 5.5 TFLs and three interceptions.

Cam Hart was voted a captain by his teammates this season, and looks poised for a highly productive final season with the Irish. Among the most veteran defenders on the team (35 games played) Hart has 70 career tackles, 13 PBU’s and two interceptions.

DJ Brown returned for a fifth year and is the ‘quarterback’ of the back seven for Notre Dame’s defense. A solid and sure tackler, Brown has 105 career stops and three interceptions in his career – including one against Navy last season.

Xavier Watts has grown from a rookie wide receiver into one of Notre Dame’s starting safeties. He has appeared in 26 games and has 54 career tackles to his credit.

Benjamin Morrison was a Freshman All-American last season, and is focused on taking his game to an even higher level in 2023. See page 7 for more on Morrison.

The Irish defense is filled with talented younger players eager to make their mark with increased playing time in 2023. **Jaylen Sneed** loves to pressure the quarterback and get downhill on running situations. **Christian Gray**, a true freshman, has earned the trust of position coach Mike Mickens to be listed as a back up to Benjamin Morrison.

While those talented younger players are ready for their moment, there are three key veterans in the back seven of the defense who will play key roles. **Clarence Lewis** has played in 37 games at Notre Dame and might be the team’s top choice as the nickel defender. **Thomas Harper**, a transfer from Oklahoma State, also is a top choice to defend slot receivers. **Antonio Carter II** jumps up a level from Rhode Island and will provide the Irish safeties depth and contribute across the Irish special teams.

Dylan Devezin, a sophomore walk-on quarterback has seized the team’s holder role and has earned Spencer Shrader’s – and special teams coordinator Marty Biagi’s – trust.

Chris Tyree just needs one person to miss on a punt return to show off his burst. **Matt Salerno** has been a dependable punt returner throughout his five-year Notre Dame career.

Devyn Ford returned kicks at Penn State and will get the first opportunity against Navy. He will be joined by Tyree, who Irish fans still remember for his key kick return for a touchdown against Wisconsin in 2021 that shifted the game’s momentum.

* - Super Senior

Note: Class years are academic enrollment; Eligibility is in regards to on the field.

ALPHABETICAL ROSTER/PRONUNCIATIONS

No.	Name	Pronunciation
75	Sullivan Absher	
76	Joe Alt	
18	Steve Angeli	Ann-JELL-ee
33	Sam Assaf	Aye-saff
96	Cole Aubrey	
19	Marty Auer	like hour
23	Jaiden Ausberry	
79	Tosh Baker	
15	Ryan Barnes	
84	Kevin Bauman	Bauw-man
16	Micah Bell	Mike-ah
27	JD Bertrand	
12	Jordan Botelho	Bo-TELL-ho
34	Drayk Bowen	Drake BOE-enn
2	DJ Brown	
40	Joshua Burnham	
68	Michael Carmody	Car-MAH-dee
4	Antonio Carter II	
77	Ty Chan	
0	Deion Colzie	
78	Pat Coogan	
37	Henry Cook	
52	Zeke Correll	CORE-ell
70	Ashton Craig	
56	Howard Cross III	
16	Dylan Devezin	DEV-eh-zen
48	Marcello Diomede	Mar-chell-oh Dee-oh-med-ee
26	Chase Dixon	
31	Bryan Dowd	
26	Isaiah Dunn	
28	Griffin Eifert	Eye-fert
7	Audric Estimé	Aw-drick Ess-TIM-may
88	Mitchell Evans	
80	Jordan Faison	Fai-zonn
54	Blake Fisher	
23	Justin Fisher	
87	Cooper Flanagan	
17	Rico Flores Jr.	Ree-coh Floor-rez
22	Devyn Ford	Dev-in
95	Tyson Ford	
42	Henry Garrity	Gare (like stare)-itty
91	Aiden Gobaira	Ay-den Go-BYE-ruh
29	Christian Gray	
19	Jaden Greathouse	
13	Thomas Harper	
5	Cam Hart	
10	Sam Hartman	
11	Ramon Henderson	RAH-moan
41	Donovan Hinish	HIGH-nish
98	Devan Houston	Dev-in Houston (like the city)
56	Charles Jagusah	Jaw-goo-saw
14	Braylon James	
1	Javontae Jean-Baptiste	Ja-von-tay Szawn Bap-teest
92	Aidan Keanaaina	Key-aw-nah-eye-nah
27	Chase Ketterer	Ket-err-err
24	Jack Kiser	KYE-zerr
43	Ben Krimm	
73	Andrew Kristofic	Kris-TAH-fick
57	Andrew Kros	Cross

NUMERICAL ROSTER

No.	Name	Pos.	Ht.	Wt.	Cl.	Elg.	Hometown/High School
0	Deion Colzie	WR	6-4 ¼	210	Jr.	Jr.	McDonough, GA/Athens Academy
0	Xavier Watts	S	5-11 ¾	204	Sr.	Jr.	Omaha, NE/Harry A. Burke
1	Javontae Jean-Baptiste	DL	6-4 ½	260	Gr.	*Sr.	Spring Valley, NY/Bergen Catholic/Ohio State
2	DJ Brown	S	6-1 ¼	202	Gr.	*Sr.	Annapolis, MD/St. John's College
2	Chris Tyree	WR	5-9 ½	192	Sr.	Sr.	Chester, VA/Thomas Dale
3	Gi'Bran Payne	RB	5-9 ⅝	208	So.	Fr.	Cincinnati, OH/LaSalle
3	Jaylen Sneed	LB	6-2	223	So.	Fr.	Hilton Head Island, SC/Hilton Head
4	Antonio Carter II	S	5-11 ¾	207	Gr.	Sr.	Orlando, FL/Oak Ridge/Rhode Island
5	Cam Hart (C)	CB	6-2 ½	207	Gr.	Sr.	Baltimore, MD/Good Counsel
5	Tobias Merriweather	WR	6-4	204	So.	So.	West Camas, WA/Union
6	Clarence Lewis	CB	5-11 ½	202	Sr.	Sr.	Edison, NJ/Mater Dei
7	Audric Estime	RB	5-11 ½	227	Jr.	Jr.	Nyack, NY/St. Joseph Regional
7	Jaden Mickey	CB	5-11 ½	181	So.	So.	Eastvale, CA/Centennial
8	Marist Liufau	LB	6-2 ¼	239	Gr.	Sr.	Kalihi, HI/Punahou
8	Kenny Minchey	QB	6-1 ⅝	219	Fr.	Fr.	Hendersonville, TN/John Paul Pope II
9	Eli Raridon	TE	6-6 ¾	250	So.	So.	Des Moines, IA/Valley
10	Sam Hartman (C)	QB	6-1 ⅝	212	Gr.	*Sr.	Charlotte, NC/Oceanside Collegiate/Wake Forest
11	Ramon Henderson	S	6-1	196	Sr.	Sr.	Bakersfield, CA/Liberty
11	KK Smith	WR	5-11	168	Fr.	Fr.	Frisco, TX/Reedy
12	Jordan Botelho	LB	6-2 ½	264	Sr.	Sr.	Honolulu, HI/Saint Louis
12	Jeremiah Love	RB	5-11 ⅞	197	Fr.	Fr.	St. Louis, MO/Christian Brothers
13	Thomas Harper	S	5-10 ⅝	195	Gr.	*Sr.	Knoxville, TN/Karns/Oklahoma State
13	Holden Staes	TE	6-4 ¼	242	So.	So.	Atlanta, GA/The Westminster School
14	Braylon James	WR	6-2 ⅞	202	Fr.	Fr.	Austin, Texas/Stony Point
14	Bryce McFerson	P	6-1 ½	197	So.	Fr.	Indian Trail, NC/Metrolina Christian Academy
15	Ryan Barnes	CB	6-1 ⅞	186	Jr.	So.	Gaithersburg, MD/Quince Orchard
16	Micah Bell	CB	5-9 ½	173	Fr.	Fr.	Houston, TX/The Kinkaid School
16	Dylan Devezin	QB	6-1 ⅞	222	So.	So.	New Orleans, LA/St. Augustine
17	Rico Flores Jr.	WR	6-0 ⅞	205	Fr.	Fr.	North Highlands, CA/Folsom
17	Brenan Vernon	DL	6-4 ¾	259	Fr.	Fr.	Mentor, OH/Mentor
18	Steve Angeli	QB	6-2 ¾	211	So.	Fr.	Westfield, NJ/Bergen Catholic
18	Chance Tucker	CB	5-11 ¾	184	Jr.	So.	Encino, CA/Crespi Carmelite
19	Marty Auer	S	5-11 ½	200	Jr.	Jr.	Glenview, IL/Loyola Academy
19	Jaden Greathouse	WR	6-1	204	Fr.	Fr.	Austin, Texas/Westlake
20	Benjamin Morrison	CB	6-0 ¼	185	So.	So.	Phoenix, AZ/Brophy Prep
21	Adon Shuler	S	5-11 ½	208	Fr.	Fr.	Irvington, NJ/Irvington
22	Devyn Ford	RB	5-11	200	Gr.	Sr.	Stafford, VA/North Stafford/Penn State
22	Ben Minich	S	5-11 ⅞	193	Fr.	Fr.	West Chester, OH/Lakota West
23	Jaiden Ausberry	LB	6-0 ⅞	224	Fr.	Fr.	Baton Rouge, LA/University Laboratory School
23	Justin Fisher	TE	6-1 ¾	237	So.	So.	Mishawaka, IN/Mishawaka
24	Jack Kiser	LB	6-1 ⅝	232	Gr.	Sr.	Royal Center, IN/Pioneer
24	Jadarian Price	RB	5-10 ¾	206	So.	Fr.	Denison, TX/Denison
25	Preston Zinter	LB	6-2	232	Fr.	Fr.	North Andover, MA/Central Catholic
26	Chase Dixon	WR	5-11 ¾	183	Sr.	Sr.	Rockford, IL/Boylan Central Catholic
26	Isaiah Dunn	CB	5-11	179	So.	So.	Santa Fe Springs, CA/St. Paul
27	JD Bertrand (C)	LB	6-1	233	Gr.	Sr.	Alpharetta, GA/Blessed Trinity
27	Chase Ketterer	RB	5-11 ¾	208	Sr.	Sr.	New Carlisle, IN/New Prairie
28	Griffin Eifert	WR	6-0 ½	209	Sr.	Sr.	Fort Wayne, IN/Bishop Dwenger
28	Luke Talich	DB	6-3 ⅝	198	Fr.	Fr.	Cody, WY/Cody
29	Christian Gray	CB	5-11 ¾	189	Fr.	Fr.	St. Louis, MO/De Smet Jesuit
29	Matt Salerno	WR	6-0 ⅝	199	Gr.	*Sr.	Valencia, CA/Crespi Carmelite
30	Skip Velotta	RB	5-8 ⅞	209	Gr.	Sr.	Cleveland, OH/St. Ignatius
31	Nana Osafo-Mensah	DL	6-3 ⅞	264	Gr.	Sr.	Fort Worth, TX/Nolan Catholic
31	Bryan Dowd	P	6-3	175	Sr.	Sr.	Willow Springs, IL/Fenwick
32	Chris Salerno	K	5-10 ½	203	Jr.	Jr.	Valencia, CA/Crespi Carmelite
32	Spencer Shrader	K	6-1 ¾	200	Gr.	Sr.	Lithia, FL/Newsome/USF
33	Sam Assaf	RB	6-1	200	Gr.	Sr.	Atlanta, GA/Pace Academy
33	Tre Reader	LB	6-0 ¾	214	So.	So.	Tampa, FL/Berkeley Prep
34	Drayk Bowen	LB	6-2	234	Fr.	Fr.	St. John, IN/Andean HS

ALPHABETICAL ROSTER/PRONUNCIATIONS

No.	Name	Pronunciation
6	Clarence Lewis	
8	Marist Liufau	Lee-UH-fauw
12	Jeremiah Love	
14	Bryce McFerson	Mc-fuhr-son
5	Tobias Merriweather	
7	Jaden Mickey	
99	Rylie Mills	
8	Kenny Minchey	Minn-shee
22	Ben Minich	Minn-ick
51	Rino Monteforte	Reno (like the city) Montah-fort-tay
20	Benjamin Morrison	
93	Armel Mukam	Moo-cam
53	Quinn Murphy	
47	Jason Onye	Own-yay
45	Kobi Onyike	Own-you-kay
31	Nana Osafo-Mensah	Nah-nah Os-SAH-fo-men-sah
64	Joe Otting	Ott (like otter)-ing
3	Gi'Bran Payne	Gih-bron (like LeBron)
72	Sam Pendleton	
81	Jack Polian	Pole-lian
24	Jadarian Price	Jah-DAR (like dart)-ee-an
9	Eli Raridon	RARE-i-don
33	Tre Reader	Reed-err
58	Grant Ristoff	Wrist-off
97	Gabriel Rubio	
46	Jerry Rullo	Rule-oh
32	Chris Salerno	
29	Matt Salerno	
35	Hakim Sanfo	Hah-keem
36	Eddie Scheidler	SHIDE-ler
82	Leo Scheidler	SHIDE-ler
74	Billy Schrauth	sh-ROUTH
89	Charlie Selna	
38	Davis Sherwood	
32	Spencer Shrader	Sh-RAID-err
21	Adon Shuler	Uh-donn
11	KK Smith	
3	Jaylen Sneed	
50	Rocco Spindler	
13	Holden Staes	Stays
28	Luke Talich	Taal (like tally)-ich
55	Chris Terek	
83	Jayden Thomas	
51	Boubacar Traore	Boob-ah-car Tray-or-ree
18	Chance Tucker	
44	Junior Tuihalamaka	Tooye-ah-la-maka
2	Chris Tyree	
30	Skip Velotta	like lotta
17	Brenan Vernon	
65	Michael Vinson	
59	Aamil Wagner	Ah-meal
0	Xavier Watts	
86	Alex Whitman	
71	Brennan Wicks	
39	Andrew Yanoshak	
92	Zac Yoakam	Yo-cam
42	Nolan Ziegler	Zeeg-luhr
25	Preston Zinter	

NUMERICAL ROSTER

No.	Name	Pos.	Ht.	Wt.	Cl.	Elg.	Hometown/High School
35	Hakim Sanfo	TE	6-4 5/8	235	Sr.	Sr.	Alexandria, VA/Mount Vernon
36	Eddie Scheidler	S	5-10 1/8	190	Gr.	Sr.	Lake Forest, IL/Lake Forest
37	Henry Cook	WR	5-9 5/8	184	Sr.	Sr.	Shaker Heights, OH/St. Ignatius
38	Davis Sherwood	TE	6-3	238	Jr.	Jr.	Hightstown, NJ/Good Counsel
39	Andrew Yanoshak	TE	6-1 7/8	231	Jr.	Jr.	Bedford, PA/Bishop Guilfoyle
40	Joshua Burnham	DL	6-3 1/2	248	So.	Fr.	Traverse City, MI/Traverse City Central
41	Donovan Hinish	DL	6-1 5/8	280	So.	Fr.	Pittsburgh, PA/Central Catholic
42	Nolan Ziegler	LB	6-3	234	So.	Fr.	Caledonia, MI/Catholic Central
42	Henry Garrity	TE	6-3 1/8	229	Fr.	Fr.	Bloomfield Hills, MI/Brother Rice
43	Ben Krimm	P	6-1 1/8	204	Gr.	Sr.	Columbus, OH/Upper Arlington/Penn
44	Junior Tuihalamaka	DL	6-1 7/8	254	So.	So.	Granada Hills, CA/Bishop Alemany
45	Kobi Onyike	DL	6-4	285	So.	So.	Richmond, VA/Benedictine College Prep
46	Jerry Rullo	LB	6-0 7/8	214	So.	So.	Havertown, PA/Penn Charter
47	Jason Onye	DL	6-5	294	Jr.	So.	North Providence, RI/Bishop Hendricken
48	Marcello Diomede	K	6-0 3/8	185	Jr.	Fr.	Glen Ellyn, IL/Glenbard West
50	Rocco Spindler	OL	6-4 5/8	314	Jr.	So.	Clarkston, MI/Clarkston
51	Rino Monteforte	LS	5-7	195	So.	So.	Uniondale, NY/Kellenberg Memorial
51	Boubacar Traore	DL	6-4	237	Fr.	Fr.	Boston, MA/Catholic Memorial
52	Zeke Correll	OL	6-3	306	Gr.	Sr.	Cincinnati, OH/Anderson
53	Quinn Murphy	OL	6-5 1/4	312	Gr.	Sr.	Duxbury, MA/Duxbury
54	Blake Fisher	OL	6-6	315	Jr.	So.	Avon, IN/Avon
55	Chris Terek	OL	6-5 1/8	316	Fr.	Fr.	Glen Ellyn, IL/Glenbard West
56	Howard Cross III	DL	6-0 7/8	288	Gr.	Sr.	Paramus, NJ/St. Joseph Regional
56	Charles Jagusah	OL	6-7 1/4	330	Fr.	Fr.	Rock Island, IL/Alleman
57	Andrew Kros	LS	6-3 1/8	229	Fr.	Fr.	Louisville, KY/St. Xavier
58	Grant Ristoff	DL	6-2 7/8	271	Fr.	Fr.	Ladera Ranch, CA/JSerra Catholic/Penn
59	Aamil Wagner	OL	6-6	288	So.	Fr.	Yellow Springs, OH/Wayne
64	Joe Otting	OL	6-3 1/8	289	Fr.	Fr.	Topeka, KS/Hayden
65	Michael Vinson	LS	6-2	242	Gr.	*Sr.	Winnetka, IL/New Trier
68	Michael Carmody	OL	6-5 1/2	291	Sr.	Jr.	Mars, PA/Mars Area
70	Ashton Craig	OL	6-4 1/4	307	So.	Fr.	Lawrenceburg, IN/Lawrenceburg
71	Brennan Wicks	OL	6-5	261	Sr.	Sr.	Forestville, MD/Bishop McNamara
72	Sam Pendleton	OL	6-4 1/8	314	Fr.	Fr.	Lawsonville, NC/Reagan
73	Andrew Kristofic	OL	6-5 1/4	305	Gr.	Sr.	Gibsonia, PA/Pine-Richland
74	Billy Schrauth	OL	6-4 1/2	311	So.	Fr.	Campbellsport, WI/St. Mary's Springs
75	Sullivan Absher	OL	6-6 5/8	326	Fr.	Fr.	Belmont, NC/South Point
76	Joe Alt (C)	OL	6-8	322	Jr.	Jr.	North Oaks, MN/Totino-Grace
77	Ty Chan	OL	6-5	308	So.	Fr.	Lowell, MA/Lawrence Academy
78	Pat Coogan	OL	6-5 1/8	303	Jr.	So.	Palos Heights, IL/Marist
79	Tosh Baker	OL	6-8	317	Sr.	Jr.	Scottsdale, AZ/Pinnacle
80	Jordan Faison	WR	5-10 1/8	182	Jr.	Fr.	Fort Lauderdale, FL/Pine Crest
81	Jack Polian	WR	6-0 1/8	185	Jr.	Jr.	Ponte Vedra, FL/Ponte Vedra
82	Leo Scheidler	WR	6-0	188	So.	So.	Lake Forest, IL/Lake Forest
83	Jayden Thomas	WR	6-1 1/2	221	Jr.	So.	Paulding County, GA/Pace Academy
84	Kevin Bauman	TE	6-4 1/2	256	Sr.	Jr.	Red Bank, NJ/Red Bank Catholic
86	Alex Whitman	WR	6-2	189	Fr.	Fr.	Highstown, NJ/The Peddie School
87	Cooper Flanagan	TE	6-5 7/8	262	Fr.	Fr.	Pleasant Hill, CA/De La Salle
88	Mitchell Evans	TE	6-5 1/8	251	Jr.	Jr.	Wadsworth, OH/Wadsworth
89	Charlie Selna	TE	6-6 1/8	248	Sr.	Sr.	Atherton, CA/Sacred Heart Prep
91	Aiden Gobaira	DL	6-5	256	So.	Fr.	Fairfax, VA/Chantilly
92	Aidan Keanaaina	DL	6-3	309	Sr.	Jr.	Brighton, CO/J.K. Mullen
92	Zac Yoakam	K	5-8	188	So.	So.	Upper Arlington, OH/Upper Arlington
93	Armel Mukam	DL	6-3	280	Fr.	Fr.	La Prairie, Quebec, Canada/Woodberry Forest School
95	Tyson Ford	DL	6-3 7/8	274	So.	Fr.	St. Louis, MO/John Burroughs
96	Cole Aubrey	DL	6-0 5/8	230	Gr.	Sr.	Laguna Niguel, CA/St. John Bosco/Princeton
97	Gabriel Rubio	DL	6-5 1/4	306	Jr.	So.	St. Louis, MO/Lutheran of St. Charles County
98	Devan Houstan	DL	6-4	292	Fr.	Fr.	Mississauga, Ontario, Canada/St. James School
99	Rylie Mills	DL	6-5 1/8	306	Sr.	Sr.	Lake Bluff, IL/Lake Forest

SAM HARTMAN

- Leads all active FBS quarterbacks in career touchdowns (110) and passing yardage (12,967).
- Poised to become just the 12th FBS quarterback to throw for over 13,000 yards with 110 touchdown passes in a career.
- Holds Wake Forest records for career completions, attempts, total touchdowns and total yards.
- Owns an ACC-record 21 career 300-yard passing performances.
- Has a 34-game streak of games in which he is responsible for at least one touchdown, a streak which leads all active FBS players.
- Second behind Oregon's Bo Nix (47) in active career quarterback starts with 45.
- The 2022 Brian Piccolo Award Winner, which is given annually to the "most courageous" football player in the ACC. Hartman earned the award by making his way back to the field after being diagnosed with Paget-Schroetter syndrome (effort thrombosis). Hartman missed much of the month of August in 2022 and the '22 Wake Forest season-opener.
- Announced his decision to graduate transfer to Notre Dame for his final season of eligibility on January 5, 2023.
- Started for the Gold Team in the 2023 Blue-Gold Game, finishing the scrimmage 13-of-16 passing for 189 yards and three touchdowns (two passing, one rushing).

HARTMAN LAST TWO SEASONS (2021-22)

- Leads all FBS quarterbacks in touchdown passes (77) and yards per completion (13.9).
- On third down, Hartman has passed for a first down 47% of the time since 2021, third-best among Power 5 quarterbacks.
- In 2022, Hartman required just 270 completions to rack up 38 touchdown passes, which was the best pass-completion-to-touchdown-ratio among Power 5 quarterbacks.
- Also ranks among the top five in the FBS for passing yards (2nd, 7,929), red zone touchdown passes (third, 45) and fourth-quarter passing yards (5th, 1,114).

HARTMAN ON ACTIVE FBS CAREER CHARTS

TOUCHDOWN PASSES

	Player	Team	TD Passes
1	Sam Hartman	Notre Dame	110
2	Layne Hatcher	Ball State	84
3	Will Rogers	Mississippi State	82
4	Grayson McCall	Coastal Carolina	78
5	Tanner Mordecai	Wisconsin	76

PASSING YARDS

	Player	Team	Passing Yards
1	Sam Hartman	Notre Dame	12,967
2	Dillon Gabriel	Oklahoma	11,200
3	Bo Nix	Oregon	10,844
4	Will Rogers	Mississippi State	10,689
5	Layne Hatcher	Ball State	10,080

PASSING YARDS/GAME

	Player	Team	TD Passes
1	Will Rogers	Mississippi State	305.4
2	Sam Hartman	Notre Dame	270.1
3	Michael Penix Jr.	Washington	267.8
4	Jayden De Laura	Arizona	263.1

CAREER NCAA RANKINGS

Hartman has thrown for 110 touchdowns in his career, including 38 scoring throws in 2022 and 39 in 2021. The NCAA record for career touchdown passes is 155 by Case Keenum from 2007-11.

NCAA CAREER TOUCHDOWN LEADERS

	Player	Team	Years	GP	Pass TDs
1	Case Keenum	Houston	2007-11	57	155
2	Kellen Moore	Boise State	2008-11	53	142
3	Graham Harrell	Texas Tech	2005-08	45	134
4	Rakeem Cato	Marshall	2011-14	53	131
5	Baker Mayfield	Texas Tech/Oklahoma	2013, 2015-17	48	131
6	Landry Jones	Oklahoma	2009-12	52	123
7	Ty Detmer	BYU	1988-91	46	121
8	Aaron Murray	Georgia	2010-13	52	121
9	Luke Falk	Washington State	2013-17	43	119
10	Timmy Chang	Hawaii	2000-04	53	117
11	Matt Barkley	Southern Cal	2009-12	47	116
12	Tim Rattay	Louisiana Tech	1997-99	33	115
13	Danny Wuerffel	Florida	1993-96	46	114
14	Derek Carr	Fresno State	2009-13	46	113
15	Colt McCoy	Texas	2006-09	53	112
16	Brandon Doughty	Western Kentucky	2011-15	44	111
17	Sam Hartman	Wake Forest/Notre Dame	2018-active	48	110

NCAA CAREER PASSING YARDAGE LEADERS

	Player	Team	Years	GP	Pass Yds
1	Case Keenum	Houston	2007-11	57	19,217
2	Timmy Chang	Hawaii	2000-04	53	17,072
3	Landry Jones	Oklahoma	2009-12	52	16,646
4	Graham Harrell	Texas Tech	2005-08	45	15,793
5	Ty Detmer	BYU	1988-91	46	15,031
6	Kellen Moore	Boise State	2008-11	53	14,667
7	Baker Mayfield	Texas Tech/Oklahoma	2013, 2015-17	48	14,607
8	Luke Falk	Washington State	2013-17	43	14,486
9	Colt Brennan	Hawaii	2005-07	38	14,193
10	Rakeem Cato	Marshall	2011-14	53	14,079
11	Mason Rudolph	Oklahoma State	2014-17	47	13,618
12	Sean Mannion	Oregon State	2011-14	47	13,600
13	Brett Rypien	Boise State	2015-18	50	13,581
14	Philip Rivers	NC State	2000-03	49	13,484
15	Corey Robinson	Troy	2010-13	48	13,477
16	Colt McCoy	Texas	2006-09	53	13,253
17	Aaron Murray	Georgia	2010-13	52	13,166
18	Sam Hartman	Wake Forest/Notre Dame	2018-active	48	12,967
19	Kevin Kolb	Houston	2003-06	50	12,964

AUDRIC ESTIMÉ

- Junior Audric Estimé led the 2022 Irish rushing attack with 920 yards, averaging 5.9 yards-per-carry and logging 11 rushing touchdowns.
- He reached the 100-yard rushing plateau at North Carolina (17 carries, 134 yards, 2 touchdowns), at Syracuse (20 carries, 123 yards, 2 touchdowns) and against Clemson (18 carries, 104 yards, 1 touchdown). He also rushed for 97 yards vs. BYU and 95 yards in the Gator Bowl victory over South Carolina.
- Estimé wears down opposing defenses during the game – since 2021 he has rushed for 10 or more yards on 23 of his 92 carries in the second half for an average of 14%, which is the best among Power 5 running backs during that timeframe.
- His toll on the defense is also shown in his fourth quarter rush attempts. Estimé picked up a first down on 36% of his fourth quarter rushes in 2022, the seventh-best among Power 5 backs.
- His 11 touchdown runs all came from the red zone in 2022 and those 11 rushing scores from the red zone were the sixth-most for a Power 5 running back.

BENJAMIN MORRISON

- Sophomore Benjamin Morrison led the Irish with six interceptions in 2022, earning consensus Freshman All-America honors.
- He was named the Walter Camp Player of the Week after his dominating performance against No. 5 Clemson, setting up Notre Dame's third touchdown with his first career interception, then picking off another pass and returning it 96 yards for a touchdown. He also contributed a career-best seven tackles and a PBU against the Tigers.
- His six interceptions in 2022 were the most for an Irish player since Manti Te'o picked off seven passes on his way to finishing second in the 2021 Heisman Trophy balloting. It also is the most for an Irish cornerback since Cole Luke intercepted four passes in 2014.
- The six interceptions were the third-most for any FBS defensive player in 2022 and tied for the most of any Power 5 defensive back.
- Shares the Notre Dame single-game record for interceptions in a game with 15 other players, picking off three Boston College passes during the 2022 home finale. He ended the Eagles first drive with an interception, then took away a BC scoring chance with an interception in the end zone later in the first quarter. Finally, in the midst of a snow storm in the second half, Morrison earned his third interception tracking down an overthrown screen pass.

JD BERTRAND

- JD Bertrand has piled up 183 tackles over the past two seasons (including 101 in 2021) which is among the best two-year stretch for an Irish linebacker since 2000-

NOTRE DAME LINEBACKERS SINCE 2000, TWO-YEAR TACKLE TOTALS

1.	Manti Te'o	2010-11	261
2.	Manti Te'o	2011-12	241
3.	Tevon Coney	2017-18	239
4.	Jaylon Smith	2014-15	226
5.	Courtney Watson	2002-03	207
6.	Nyles Morgan	2016-17	186
7.	JD Bertrand	2021-22	183
	Maurice Crum	2006-07	183
9.	Mike Goolsby	2002, 04	172

- Bertrand was a selection for the 2022 Allstate AFCA Good Works team and his passionately involved in Uplifting Athletes and serves as the Notre Dame chapter president for the organization. Dedicated to service from a very young age, Bertrand started volunteering with his family at Must Ministries when he was just three years old.

TEAM CAPTAINS

Notre Dame announced the selection of four captains for the 2023 season – junior offensive tackle **Joe Alt**, senior linebacker **JD Bertrand**, senior cornerback **Cam Hart** and graduate student quarterback **Sam Hartman**.

Bertrand becomes the 27th two-time captain in program history. Hartman has now earned captaincy status from his fellow teammates in the last four seasons – 2020, 2021 and 2022 at Wake Forest and now in 2023 at Notre Dame.

BOOKEND OFFENSIVE TACKLES – ALT AND FISHER

Junior **Joe Alt** and sophomore **Blake Fisher** combined to provide the Irish offensive line possibly the finest offensive tackle tandem in college football. Interestingly enough, the duo at one point were competing for the same position – left tackle.

At the end of the 2020 season, Liam Eichenberg – a consensus All-American – was selected 42nd overall in the NFL Draft. The Irish offensive line had a massive role to fill entering the 2021 season and true freshman Blake Fisher ended up earning the start in a big game at Florida State for the '21 opener.

Fisher started the game, played well but suffered a knee injury. Joe Alt, who played some tight end for the Irish early in the '21 season in short yardage situations, eventually earned the left tackle spot and started the final eight games of the season.

Fisher would recover from his knee injury in time to return to the Irish lineup in the final game of the '21 season – a Fiesta Bowl matchup with Oklahoma State. But this time, with Alt established at left tackle, Fisher lined up at right tackle and the dominating duo was born.

The two combined to help the Irish average 4.6 yards per carry in 2022, rack up over 2,400 rushing yards (which was the sixth-best total for the program since 1996) and finish with 25 total rushing touchdowns.

The college football world has noticed the skills. Alt and Fisher are on the Outland Trophy Watch List, while Alt also found himself on the Walter Camp Award and Lombardi Award watch lists.

COACHING STAFF CHANGES

Notre Dame welcomes back a former staff member (who was an analyst in his previous time with the program) in addition to two brand new faces to the Irish coaching staff. Marty Biagi assumes the special teams coordinator role after serving as a special teams analyst with the Irish in 2016. He replaces Brian Mason who moved to the Indianapolis Colts in the NFL.

Gino Guidugli, the Bob and Leslie Mohr Family Quarterbacks Coach and Pass Game Coordinator takes the quarterback room reigns from Tommy Rees, who is now the offensive coordinator at Alabama.

Joe Rudolph has also joined the Irish staff at the Joe Moore Offensive Line Coach. He steps in for Harry Hiestand, who retired after the 2022 season.

While not a new face, Gerad Parker – in his second year at Notre Dame – continues his work with the tight ends and will also serve as the John and Bobbie Arlotta Family Offensive Coordinator.

Along with those staff changes, selected members of the returning Irish coaching staff assumed new titles. Deland McCullough added Run Game Coordinator and Mike Mickens is the Defensive Pass Game Coordinator.

TRANSFERS READY TO MAKE AN IMPACT

Notre Dame welcomes six transfers into the program this season that are all expected to have an immediate impact on the field.

- **Antonio Carter II** adds to the Notre Dame safety group after starting all 11 games at Rhode Island last season and finishing with 60 tackles and 10 pass break ups.
- **Devyn Ford** brings experience to a talented running back corps and is expected to be a big contributor for the Irish special teams. Ford played in 27 games at Penn State, logging 133 carries and six rushing touchdowns.
- **Thomas Harper** is another addition to the Irish back seven on defense. Harper has seen action in 42 career games and boasts 93 tackles, eight pass break ups and two interceptions in his time at Oklahoma State.
- **Sam Hartman**, the Wake Forest record holder for career completions, passing attempts and total touchdowns joined the Irish quarterback group.
- **Javontae Jean-Baptiste** is another experienced defensive player (47 games played at Ohio State) and injects a veteran athletic presence on an Irish defensive line that saw all-time sack leader Isaiah Foskey parlay a three-year career on the defensive line into a second round NFL draft selection.
- **Spencer Shrader** chose Notre Dame for his final year of eligibility and finds himself on the preseason Lou Groza Award Watch List. One of the top kickoff specialists in the country, Shrader has kicked 28 field goals during his career and has kicked of 202 times in college football without one kick sailing out of bounds.
- Other newcomers via the transfer route include punter **Ben Krimm** and defensive lineman **Grant Ristoff** – both from Penn – and **Cole Aubrey** from Princeton.

YEAR TWO OF A GOLDEN DEFENSE

Notre Dame will enter the season with the same defensive coordinator for the second consecutive year, something that has not occurred since the 2020 season.

Clark Lea left after the 2020 season to be the head coach at Vanderbilt. He was replaced by Marcus Freeman who was promoted to head coach at the conclusion of the '21 regular season.

In 2023, Al Golden will enter his second year as the head of the Irish defense and hopes to get that second-year-in-the-system bounce.

Golden's first Irish defense was a solid 21st overall in total defense in '22, bolstered by a rush defense that held Notre Dame's opponents under 200 total rushing yards per game for the first time since 2019.

Lea held the defensive coordinator spot for three seasons, in his second (2019) the Irish moved from 30th overall in defense to 18th. The rush defense surged from 44th to third.

EXPERIENCE CHART

In 2022 the Notre Dame roster would finish the season with seven players logging over 50 games played in their career, including defensive back Houston Griffith, who ended his career as the all-time games played leader at Notre Dame with 62.

The Irish returning roster this season is led by DJ Brown's 47 games played and has been injected with three transfer veterans that boast over 44 career games played:

Player	Games Played	Starts
Sam Hartman	48	45
DJ Brown	47	11
Javontae Jean-Baptiste	47	6
Spencer Shrader	44	n/a
Jack Kiser	40	15
Michael Vinson	40	n/a
Thomas Harper	42	8
JD Bertrand	38	23

NOTRE DAME'S RECORD...

Category	Since 1996	2023
in Notre Dame Stadium	124-46	0-0
on opponent home field	65-54	0-0
on a neutral field	32-16	0-0
against AP Top 25	46-62	0-0
against unranked opponents	175-54	0-0
against AAC teams	11-2	0-0
against ACC teams	56-18	0-0
against Big Ten teams	34-32	0-0
against Mountain West teams	12-2	0-0
against Pac-12 teams	38-29	0-0
against MAC teams	6-0	0-0
against OVC teams	0-0	0-0
500 yards or more of total offense	51-9	0-0
400 yards or more of total offense	132-35	0-0
300 yards or more of total offense	200-75	0-0
rushes for 200 or more yards	106-10	0-0
throws for 300 or more yards	43-26	0-0
has 25 or more first downs	66-16	0-0
has 10 or more rushing first downs	123-23	0-0
has 10 or more passing first downs	110-65	0-0
has 10 or more third down conversions	18-4	0-0
commits zero turnovers	74-10	0-0
commits one or less turnovers	150-33	0-0
commits two or less turnovers	185-67	0-0
has 30 or more minutes of possession	140-42	0-0
records 3 or more sacks	100-25	0-0
records 4 or more sacks	69-9	0-0
intercepts a pass	161-54	0-0
intercepts 2 or more passes	66-17	0-0

HONORS AND AWARDS

Alt, Joe	2023 Team Captain
	Walter Camp Award Watch List
	Outland Trophy Watch List
	Lombardi Award Watch List
	Phil Steele Preseason All-American - First Team
Bertrand, JD	ESPN Preseason All-American - First Team
	CBS Sports Preseason All-American - First Team
	<i>The Athletic</i> Preseason All-American - First Team
	<i>Sports Illustrated</i> Preseason All-American - Second Team
	Athlon Sports Preseason All-American - First Team
Correll, Zeke	2022, 2023 Team Captain
	Butkus Award Watch List
	Nagurski Trophy Watch List
Estimé, Audric	Rimington Award Watch List
	Doak Walker Award Watch List
Fisher, Blake	Outland Trophy Watch List
	Athlon Sports Preseason All-American - Fourth Team
Greathouse, Jaden	247Sports Preseason True Freshman All-American
	2023 Team Captain
Hart, Cam	<i>The Athletic</i> Freaks List - No. 32
	2023 Team Captain
	Walter Camp Award Watch List
Hartman, Sam	Maxwell Award Watch List
	Davey O'Brien Award Watch List
	Butkus Award Watch List
Liufau, Marist	Polynesian Player of the Year Watch List
	<i>The Athletic</i> Freaks List - No. 82
Mills, Rylie	<i>The Athletic</i> Freaks List - No. 10
	Bednarik Award Watch List
Morrison, Benjamin	Thorpe Award Watch List
	Nagurski Trophy Watch List
	Phil Steele Preseason All-American - Second Team
	CBS Sport Preseason All-American - Second Team
	<i>The Athletic</i> Preseason All-American - Second Team
Tyree, Chris	<i>Sports Illustrated</i> Preseason All-American - Second Team
	Athlon Sports Preseason All-American - Third Team
	Hornung Award Watch List
Vinson, Michael	Patrick Mannely Award Watch List
	Phil Steele Preseason All-American - Second Team
Shrader, Spencer	Lou Groza Award Watch List

WHY THE FIGHTING IRISH?

No one knows the definitive story of exactly when or why the Notre Dame athletic teams began to be called the Fighting Irish in the early 1900s.

It is true that four of the six religious who founded Notre Dame in 1842 with French priest Edward Sorin were Irish; nearly all of Fr. Sorin's successors claim Irish descent; and that the student body has always had a strong Irish presence.

The Fighting Irish nickname was first coined for the Irish immigrant soldiers who fought for the the Union during the Civil War in what became called the Irish Brigade. The brigade's beloved chaplain was Rev. William Corby, C.S.C., who later became the third president of Notre Dame. Father Corby is honored with a statue in front of Corby Hall on Notre Dame's campus, still frozen in the act of giving general absolution to the Brigade and other soldiers before the Battle of Gettysburg.

The first use of the nickmane "Fighting Irish" for Notre Dame sports teams may have been in 1909 when legend says that a player's speech at halftime of a football game with Michigan inspired a furious comeback. He reportedly yelled to his teammates – with names like Dolan, Kelly, Glynn and Ryan: "What's the matter with you guys? You're all Irish and you're not fighting worth a lick."

According to historian Murray Sperber (who wrote *Shake Down The Thunder: The Creation of Notre Dame Football*) the most widely accepted explanation of the Fighting Irish nickname was more gradual, but still dramatic. During the 1910s and 1920s, stereotypes and ethnic slurs were openly expressed against immigrants, Catholics and the Irish. The press often referred to Notre Dame teams as the Catholics – or worse, the Papists or Dirty Irish – because the school was largely populated by ethnic Catholic immigrants, many of them Irish. University leaders bristled at such descriptions, and school publications called the team the Gold and Blue or the Notre Damers.

This was also the Knute Rockne era, when the Notre Dame football team first put the small private school on the national map. Rockne's teams were often called the Rovers or the Ramblers because they traveled far and wide, an uncommon practice before the advent of commercial airplanes. These names were also an insult to the school, meant to suggest it was more focused on football than academics.

Rockne may have been Norwegian, but he had the Irish flair for storytelling and drama. A natural salesman, he hired student press agents to tell the team's story. Some of them began using the "Fighting Irish" nickname to characterize the underdog tenacity of his teams. They found a way to turn the derisive taunt, with its suggestion of drunken brawling, into an expression of triumph. Some students came to cherish the nickname. By owning the epithet, they transformed it into a symbol of pride. In the 1960s, the same process would be repeated for the leprechaun, which had traditionally been an English caricature of the Irish. Now, it's the team mascot.

In the early 1920s, the press began to pick up the "Fighting Irish" nickname to characterize the never-say-die spirit of Rockne's teams. One of Rockne's former press agents, Francis Wallace, popularized the term when he became a columnist for the New York Daily News.

A little-known event occurring in 1924 may have inadvertently contributed to Fighting Irish lore. In a recent book, alumnus Todd Tucker describes how Notre Dame students violently clashed with the anti-Catholic Ku Klux Klan in that year. A weekend of riots drove the Klan out of South Bend and helped bring an end to its rising power in Indiana at a time when the state's governor was among its members.

Finally in 1927, university president Rev. Matthew Walsh, C.S.C., decided that the "Fighting Irish" was preferable to the school's more derisive nicknames. He said in a statement, "The university authorities are in no way averse to the name 'Fighting Irish' as applied to our athletic teams... I sincerely hope that we may always be worthy of the ideal embodied in the term 'Fighting Irish.'"

Today, Notre Dame has the Keough-Naughton Institute for Irish Studies, with distinguished scholars of Irish language, literature, history and society. Notre Dame has an international study program in Ireland, and the campus is the largest center for the study of the Irish language outside Dublin. Above all, Notre Dame was shaped, and is still influenced, by the resiliency and deep thirst for learning of the Irish people.

That ideal was eloquently described by Ireland's President Mary McAleese at Notre Dame's Commencement in 2006:

"The language you use here, the 'Fighting Irish' ... what we actually mean mostly when we talk about it is an indomitable spirit, a commitment, never tentative, always fully committed, to life itself ... that's really the spirit of the Fighting Irish."

NOTRE DAME VS. NAVY - THE LAST TIME

	GAME 10 November 12, 2022 M&T Bank Stadium	
---	--	---

[20/25] NOTRE DAME	35
NAVY	32

BALTIMORE, MD – Notre Dame built a 35-13 halftime lead behind three 30-yard scoring plays and held off a Navy rally to secure their seven win of the season. The Irish offense piled up 269 yards, with Audric Estimé (30 yards), Braden Lenzy (38 yards) and Jayden Thomas (37 yards) all on the receiving end of long scoring plays.

SCORE BY QUARTERS

	1	2	3	4	FINAL
Notre Dame	14	21	0	0	35
Navy	6	7	3	16	32

SCORING SUMMARY

1st	10:36	ND	Estimé 30 yd pass from Pyne (Grupe kick)
	4:28	ND	Lenzy 38 yd pass from Pyne (Grupe kick)
	2:19	NA	Fofana 36 yd run (Nicols kick missed)
2nd	12:27	ND	Tyree 5 yd pass from Pyne (Grupe kick)
	7:49	NA	Arline 2 yd rush (Nichols kick)
	2:19	ND	Pyne 11 yd rush (Grupe kick)
	1:10	ND	Thomas 37 yd pass from Pyne (Grupe kick)
3rd	4:59	NA	Nichols 46 yd FG
4th	14:47	NA	Walker 23 yd pass from Arline (Arline rush)
	1:21	NA	Haywood 20 yd pass from Maynor (Terrell II rush)

TEAM STATISTICS

	ND	NAVY
FIRST DOWNS	15	18
RUSHES-YARDS (NET)	34-66	46-255
PASSING YARDS (NET)	269	108
Passes Comp-Att-Int	17-21-1	6-13-1
TOTAL OFFENSE PLAYS-YARDS	55-335	59-363
Punt Returns-Yards	2-0	0-0
Kickoff Returns-Yards	3-71	3-53
Punts (Number-Avg)	4-40.5	5-31.0
Fumbles-Lost	0-0	0-0
Penalties-Yards	8-57	4-30
Possession Time	29:21	30:39
Third-Down Conversions	6-13	3-11

Rushing:

Notre Dame- Estimé 8-49, Diggs 13-31, Evans 1-2, Tyree 2-1, Pyne 8 -13-1

Navy - Fofana 15-133-1, Arline 12-59-1, Hall 5-32, Haywood 3-9, Jones 1-9, Maynor 4-7, Terrell II 6-6

Passing:

Notre Dame- Pyne 17-21-1-269-4

Navy - Maynor 4-7-51-1, Arline 2-4-57-1, Puailoa-Rojas 0-1-0-0-0

Receiving:

Notre Dame- Lenzy 5-67-1, Thomas 3-80-1, Mayer 3-23, Colzie 2-50, Styles 2-17, Estimé 1-30, Tyree 1-5

Navy - Walker 3-67-1, Haywood 1-20-1, Terrell II 1-15, Puailoa-Rojas 1-6

NOTRE DAME VS. NAVY GAME SUPERLATIVES (SINCE 1963)

Category	Stat	ND Year	Stat	Navy Year
Points	58	1993, 1994	46	2007
Pt Diff	+49	1970	+21	1963
First Downs	32	1987, 2009	28	2013
Rushing First Downs	24	1987	21	2013
Passing First Downs	24	2009	12	1985
3rd Down Conv. %	9-12 (.750)	1991	.769 (10-13)	2010
4th Down Conv. %	6-8 (.750)	2007	1.00 (4-4)	2015
Total Yards	720	1969	454	2014
Rush Yards	526	1972	367	2010
Pass Yards	452	2009	257	1993
Turnovers	5	2008	7	1982
Penalties	13	1999	9	2000
Time of Possession	39:31	1992	42:42	2017

Category	Stat	ND Player	Year	Stat	Navy Player	Year
Rush Att	37	Allen Pinkett	1984	34	Brian Madden	1999
Rush Yds	221	Julius Jones	2003	210	Alexander Teich	2010
Rush TDs	4	Emmett Mosley	1994	3	Ricky Dobbs	2010
Long TD Rush	80	Vagas Ferguson	1978	65	Tony Lane	2003
Pass Att	51	Jimmy Clausen	2009	45	Bob Leszczynski	1976
Pass Comp	37	Jimmy Clausen	2009	22	Bill Byrne	1985
Pass Int	4	Steve Buerelein	1982	6	Tom Tarquinio	1982
Pass TDs	5	Ian Book	2019	2	Keenan Reynolds	2014
Pass Yards	452	Jimmy Clausen	2009	294	Bob Leszczynski	1976
Receptions	10	Michael Floyd	2009	10	Dave King	1976
Rec Yards	184	Tim Brown	1986	179	Dave King	1976
Receiving TDs	4	Chase Claypool	2019	2	Cory Schemm	1996
Long TD Rec	78	C.J. Prosise	2014	52	Greg Jones	2009
Long FG	50	Harry Oliver	1980	49	Bijan Nichols	2021
Tackles	16	Joe Brockington	2007	17	Jeff Deliz	2008
Sacks	2	Victor Abiamiri	2006	2	Michael Walsh	2007
	2	Matthias Farley	2007			

note: tackles and sacks available only back to 2006

SERIES HISTORY VS. NAVY

81-13- 1

H: 33-5-0; A: 0-0-0; N: 48-8-1

Baltimore Memorial Stadium	1927	W	19	6	
Soldier Field, Chicago, IL	1928	W	7	0	
Baltimore Memorial Stadium	1929	W	14	7	
Home	1930	W	26	2	
Baltimore Memorial Stadium	1931	W	20	0	
Cleveland Municipal Stadium	1932	W	12	0	
Baltimore Memorial Stadium	1933	L	0	7	
Cleveland Municipal Stadium	1934	L	6	10	
Baltimore Memorial Stadium	1935	W	14	0	
Baltimore Memorial Stadium	1936	13-	L	0	3
Home	1937	W	9	7	
Baltimore Memorial Stadium	1938	4-	W	15	0
Cleveland Municipal Stadium	1939	2-	W	14	7
Baltimore Memorial Stadium	1940	7-	W	13	7
Baltimore Memorial Stadium	1941	7-6	W	20	13
Cleveland Municipal Stadium	1942	4-	W	9	0
Cleveland Municipal Stadium	1943	1-3	W	33	6
Baltimore Memorial Stadium	1944	2-6	L	13	32
Cleveland Municipal Stadium	1945	2-3	T	6	6
Baltimore Memorial Stadium	1946	2-	W	28	0
Cleveland Municipal Stadium	1947	1-	W	27	0
Baltimore Memorial Stadium	1948	2-	W	41	7
Baltimore Memorial Stadium	1949	1-	W	40	0
Cleveland Municipal Stadium	1950	W	19	10	
Baltimore Memorial Stadium	1951	13-	W	19	0
Cleveland Municipal Stadium	1952	13-	W	17	6
Home	1953	1-20	W	38	7
Baltimore Memorial Stadium	1954	6-15	W	6	0
Home	1955	9-4	W	21	7
Baltimore Memorial Stadium	1956	L	7	33	
Home	1957	5-16	L	6	20
Baltimore Memorial Stadium	1958	-15	W	40	20
Home	1959	W	25	22	
Municipal Stadium, Philadelphia, PA	1960	-4	L	7	14
Home	1961	L	10	13	
Municipal Stadium, Philadelphia, PA	1962	W	20	12	
Home	1963	-4	L	14	35
JFK Stadium, Philadelphia, PA	1964	2-	W	40	0
Home	1965	4-	W	29	3
JFK Stadium, Philadelphia, PA	1966	1-	W	31	7
Home	1967	10-	W	43	14
JFK Stadium, Philadelphia, PA	1968	12-	W	45	14
Home	1969	10-	W	47	0
JFK Stadium, Philadelphia, PA	1970	3-	W	56	7
Home	1971	12-	W	21	0
Veterans Stadium, Philadelphia, PA	1972	12-	W	42	23
Home	1973	5-	W	44	7
Veterans Stadium, Philadelphia, PA	1974	7-	W	14	6
Home	1975	15-	W	31	10
Cleveland Municipal Stadium	1976	11-	W	27	21
Home	1977	5-	W	43	10
Cleveland Municipal Stadium	1978	15-11	W	27	7
Home	1979	13-	W	14	0
Giants Stadium, East Rutherford, NJ	1980	3-	W	33	0
Home	1981	W	35	0	
Giants Stadium, East Rutherford, NJ	1982	W	27	10	
Home	1983	19-	W	28	12
Giants Stadium, East Rutherford, NJ	1984	W	18	17	
Home	1985	W	41	17	
Baltimore Memorial Stadium	1986	W	33	14	
Home	1987	9-	W	56	13
Baltimore Memorial Stadium	1988	2-	W	22	7
Home	1989	1-	W	41	0
Giants Stadium, East Rutherford, NJ	1990	2-	W	52	31
Home	1991	5-	W	38	0
Giants Stadium, East Rutherford, NJ	1992	10-	W	38	7

Veterans Stadium, Philadelphia, PA	1993	2-	W	58	27
Home	1994	W	58	21	
Home	1995	8-	W	35	17
Croke Park, Dublin, Ireland	1996	19-	W	54	27
Home	1997	W	21	17	
Jack Kent Cook Stadium, Landover, MD	1998	12-	W	30	0
Home	1999	W	28	24	
Citrus Bowl, Orlando, FL	2000	20-	W	45	14
Home	2001	W	34	16	
Ravens Stadium, Baltimore, MD	2002	9-	W	30	23
Home	2003	W	27	24	
Giants Stadium, East Rutherford, NJ	2004	W	27	9	
Home	2005	7-	W	42	21
Ravens Stadium, Baltimore, MD	2006	11-	W	38	14
Home	2007	L (3ot)	44	46	
Ravens Stadium, Baltimore, MD	2008	W	27	21	
Home	2009	L	21	23	
New Meadowlands Stadium, East Rutherford, NJ	2010	L	17	35	
Home	2011	W	56	14	
Aviva Stadium, Dublin, Ireland	2012	W*	50	10	
Home	2013	W*	38	34	
FedEx Field, Landover, MD	2014	6-	W	49	39
Home	2015	15-	W	41	24
EverBank Field, Jacksonville, FL	2016	L	27	28	
Home	2017	8-	W	24	17
SDCCU Stadium, San Diego, CA	2018	3-	W	44	22
Home	2019	16-21	W	52	20
Home	2021	10-	W	34	6
M&T Bank Stadium, Baltimore, MD	2022	20-	W	35	32

UNIVERSITY INFORMATION

Location Notre Dame, Indiana
 Founded 1842
 Nickname Fighting Irish
 Colors Blue and Gold
 Enrollment 8,624 (undergraduates), 12,614 (total)
 Stadium Notre Dame Stadium (FieldTurf/77,622)
 President Rev. John I. Jenkins, C.S.C.
 Provost John T. McGreevy
 NCAA Faculty Representative Patricia Bellia
 University VP/James E. Rohr Director of Athletics Jack Swarbrick

FOOTBALL INFORMATION


Offensive Formation Multiple
 Defensive Formation Multiple
 2022 Overall Record 9-4 | Gator Bowl Champion
 Final Ranking #18 AP | #18 Coaches | #21 CFP (pre-bowl)
 Offensive/Defensive Starters From 2022 Returning/Lost 13/9
 Offensive Starters From 2022 Returning/Lost 7/4
 Defensive Starters From 2022 Returning/Lost 6/5
 Special Teams Starters From 2022 Returning/Lost 1/2
 Monogram Winners From 2022 Returning/Lost 50/25
 All-Time Record 959-335-42*
 All-Time Record At Home 517-130-13*
 All-Time Record On The Road 316-162-23
 All-Time Record In Neutral Venues 125-44-6
 First Year of Football 1887
 Years Of Football 2023 will be the 135th year of Notre Dame Football

NOTRE DAME FOOTBALL ATHLETIC COMMUNICATIONS



KATY LONERGAN

*Associate Athletics Director
 Strategic and Football Communications*
 klonerg2@nd.edu | 785-764-9941
 game day location - field
 main contact for: Coach Freeman, assistant coaches, student-athlete interviews



ALAN WASIELEWSKI

*Assistant Athletics Director
 Team Communications*
 awasiele@nd.edu | 574-532-4167
 game day location - press box, middle, third seating level
 main contact for: football media operations, credentials, cumulative and career statistics, game notes, photo requests, distribution



CLAIRE KRAMER

Senior Associate Athletics Communications Director
 ckramer@nd.edu | 913-952-6454
 game day location - press box, middle, third seating level
 main contact for: award nominations, weekly and post game press conferences, press box operations, student-athlete interview support



DAN WACKER

Associate Athletics Communications Director
 dwacker@nd.edu | 608-487-3858
 game day location - field
 main contact for: media parking, opponent liaison, student-athlete interview support

WEEKLY MEDIA SCHEDULE

MARCUS FREEMAN AVAILABILITY

- The Dick Corbett Head Football Coach Marcus Freeman conducts a weekly press conference at 12 p.m. ET each Monday of a game week in person in the Notre Dame Stadium Media Room and also available via Zoom.
- The half hour weekly conference previews the upcoming game and is available to watch live on YouTube (search Notre Dame athletics). Coach Freeman also holds a brief Zoom on Thursdays of game weeks at 12 p.m. ET.
- To obtain the link for Monday or Thursday's Zoom, media members should contact Dan Wacker (dwacker@nd.edu).
- For any other Coach Freeman interview requests, media members should contact Katy Lonergan (klonerg2@nd.edu).

STUDENT-ATHLETE INTERVIEWS

- Media members are not permitted to directly contact student-athletes, coaches or support staff to arrange interviews.
- This policy becomes active when any new student-athlete to the roster arrives on campus (for example, in January as an early-enrollees or in June as summer workouts begin). This policy then continues from that point throughout the entirety of their Notre Dame career.
- In-season interviews with selected Notre Dame student-athletes will occur on a weekly basis Tuesday during each game week in person at the Irish Athletics Center.
- Interview requests for student-athletes on a weekly basis or for any other feature ideas (including print media, podcasts and video interviews) must be submitted to Katy Lonergan (klonerg2@nd.edu). The in-season deadline for weekly Tuesday interviews after practice is 12 p.m. ET the Sunday before the proposed interview.
- A player availability schedule will be distributed before each interview session during the season.

GAME NOTES/DISTRIBUTION LIST

- All media members will be provided with access to game notes on Monday of game week at FightingIrish.com/ndfbmedia and they also will be distributed via our email distribution list.
- Contact Alan Wasielewski (awasiele@nd.edu) if you need to be added to the distribution list.

FIGHTINGIRISH.COM/PRESSBOX

- All Notre Dame football information is available at FightingIrish.com/pressbox, which provides access to game notes, student-athlete and coaching staff headshots, updated season statistics, interview session video archives and more.

MORE MEDIA GUIDELINES

- A document with media guidelines for Notre Dame home football games is emailed to each accredited member of the media before each game. Credentialed media are responsible for reading the guidelines and adhering to the policies.
- To request a copy of Notre Dame football's full media guidelines, email Alan Wasielewski at awasiele@nd.edu.



MARCUS FREEMAN

The Dick Corbett Head Football Coach
14th Year Coaching, Third At Notre Dame
Second Year as Head Coach (9-5)

THE FREEMAN FILE

Hometown	Huber Heights, OH
High School	Wayne High School
College	Ohio State (2007, B.S.; 2011, M.S.)
Wife	Joanna
Children	Vinny, Siena, Gino, Nico, Capri and Rocco

PLAYING EXPERIENCE

2004-08	Ohio State	Linebacker
2009	Chicago Bears	Linebacker
	Buffalo Bills	Linebacker
	Houston Texans	Linebacker

BOWLS PLAYED

2005	Ohio State (Alamo)
2006	Ohio State (Fiesta)
2007	Ohio State (BCS National Championship)
2008	Ohio State (BCS National Championship)

COACHING CAREER

2010	Ohio State	Graduate Assistant
2011-12	Kent State	Linebackers
2013-15	Purdue	Linebackers
2016	Purdue	Co-Defensive Coordinator/Linebackers
2017-20	Cincinnati	Defensive Coordinator/Linebackers
2021-22	Notre Dame	Bob Hinton Defensive Coordinator/Linebackers
2022-	Notre Dame	The Dick Corbett Head Football Coach

BOWLS COACHED IN

2010	Ohio State (Sugar)	2019	Cincinnati (Birmingham)
2012	Kent State (GoDaddy.com)	2020	Cincinnati (Peach)
2018	Cincinnati (Military)	2021	Notre Dame (Fiesta)
2022	Notre Dame (Gator)		

Marcus Freeman, one of the rising young stars in the profession was named the 30th Dick Corbett Head Football Coach at the University of Notre Dame on Dec. 3, 2021. Freeman took over as head coach of the Irish after serving the 2021 season as its defensive coordinator.

Freeman completed his first full season at the helm of the Irish program with a 9-4 mark, with wins over fifth-ranked Clemson, 16th-ranked BYU and 16th-ranked Syracuse; in addition to closing the season with a Gator Bowl win over 19th-ranked South Carolina. He joins Terry Brennan (1954) as just the second Irish head coach to claim four ranked wins in his first season on the Notre Dame sidelines.

His 2023 Notre Dame team was led by consensus All-American Michael Mayer, who finished his junior season as the best tight end in school history. Additionally, consensus All-American defensive lineman Isaiah Foskey became the Notre Dame all-time leader in sacks. Four other Irish earned All-America honors in offensive linemen Joe Alt and Jarrett Patterson, long snapper Michael Vinson, cornerback Benjamin Morrison took home Freshman All-American honors.

Mayer and Foskey were each tabbed in the second round of the 2023 NFL Draft by the Las Vegas Raiders and New Orleans Saints, respectively, while Patterson was drafted in the sixth round by the Houston Texans.

The Irish special teams had a tremendous 2022 season as Notre Dame led the nation with seven blocked kicks, all punts, with Foskey getting his hands on two of them.

In his first season with the Irish in 2021, while serving as the Bob Hinton Defensive Coordinator, Freeman led a transformation on the defensive side of the ball that included a number of Top-20 national rankings. The Irish ranked seventh nationally in defen-

sive touchdowns (4), 10th in turnovers gained (25) and third-down conversion percentage (.321), 12th in total sacks (41.0) and 15th nationally in interceptions (15) and scoring defense (19.7). The 41.0 team sacks tied the program record of 41, also set during the 1996 season.

Under Freeman's guidance, Notre Dame safety Kyle Hamilton was named a consensus All-American in 2021 and went on to be the 14th overall selection in the 2022 NFL Draft.

Freeman oversaw then-sophomore Isaiah Foskey's breakout season as a starter on the defensive line. Foskey tallied 11.0 sacks in 2021, third-most in program history for a single season. The depth of the Irish defense was on full display with Freeman serving as defensive coordinator, as 15 different players recorded a sack and 21 different players had a tackle-for-loss. The 15 interceptions are the most in a single season since 2014, when the Irish had 16. In November, the Irish had three-straight games without allowing a touchdown for the first time since 2012.

Prior to coming to South Bend, Freeman spent the previous four seasons as the defensive coordinator at Cincinnati. During his time with the Bearcats, he was named the 2020 247Sports.com Defensive Coordinator of the Year and 2020 Broyles Award Finalist along with a nominee for the Broyles Award in 2019 and 2018.

In 2020, the Bearcats (9-1) earned a bid to the Peach Bowl as the No. 8-ranked team in the nation and won the American Athletic Conference Championship, the program's first outright league title since 2009.

Cincinnati's defense ranked in the Top-20 nationally in several categories for 2020-21, including being ranked 13th in total defense (324.6 yards per game) and eighth in scoring defense (16.8 points per game) among all FBS teams. In addition, the Bearcats were third in team passing efficiency defense (101.25), 14th in rushing defense (111.1 yards per game), 15th in red zone defense (0.735), 17th in fourth down defense (0.375 rate), 16th in team sacks (3.00 per game) and 10th in turnovers gained (21).

Freeman coached the Bearcats to back-to-back 11-win seasons in 2018 and 2019, the 2019 American Athletic Conference East Division Championship and consecutive bowl-game wins in the 2018 Military Bowl and 2019 TicketSmarter Birmingham Bowl.

The Bearcats finished atop the 2019 AAC ranks in scoring defense for the second-straight season and ranked among the league's top three in rushing and total defense. Cincinnati led the American in 2018 in rushing defense, scoring defense and total defense and ranked among the Top-15 in the NCAA FBS in all three categories.

Joined the Bearcats staff after a four-year stint at Purdue. He coached linebackers all four seasons and served as the Boilermakers co-defensive coordinator in 2015.


Prior to his time at Purdue, Freeman coached linebackers at Kent State from 2011-12, helping develop all-conference selections Luke Batton and C.J. Malaulu.

Freeman started his coaching career as a graduate assistant coach at his alma mater, Ohio State, in 2010 and the Buckeyes went 12-1 with a victory in the Sugar Bowl.

Freeman is just the third Notre Dame head coach to have been selected in the NFL Draft, and is the first since Ara Parseghian was drafted by the Pittsburgh Steelers in 1947. He is the 23rd Notre Dame head coach to have Division I playing experience and the first since Tyrone Willingham.

During his playing career, Freeman was a four-year letterwinner for the Buckeyes from 2004 to 2008. He played under current Wisconsin head coach Luke Fickell and earned second team All-Big Ten honors in 2008 while helping lead Ohio State to four conference titles, three BCS bowls and two trips to the national title game during his career.

He played in the 2009 Senior Bowl and was a fifth-round draft pick of the Chicago Bears, spending time with the Bears, Buffalo Bills and Houston Texans before a medical condition ended his playing career.



AL GOLDEN
Bob Hinton Defensive Coordinator/Linebackers
31st Year Coaching, Second Year At Notre Dame

- Coordinated the 21st-ranked total defense in the nation in 2022, as the Irish finished 15th in the country in sacks per game (2.92).
- A three-year letter winner and two-year starter at tight end at Penn State.
- Prior to his time at Notre Dame, he spent two seasons as the linebackers coach with the Cincinnati Bengals. Has been a head coach at the collegiate level (Temple, 2006-10; Miami FL, 2011-15).



GERAD (Jared) PARKER
John and Bobbie Arlotta Family Offensive
Coordinator/Tight Ends
18th Year Coaching, Second At Notre Dame

- Promoted to offensive coordinator in February of 2023 after serving as the team's tight end coach in '22, helping guide Michael Mayer to a consensus All-America season as the most prolific TE in school history.
- Was the offensive coordinator at West Virginia from 2020-21 and served as Purdue's interim head coach (2016) while on the same staff with current Irish head coach Marcus Freeman.



MARTY BIAGI (Bee-ah-Gee)
Special Teams Coordinator
16th Year Coaching, First At Notre Dame

- A special teams analyst at Notre Dame in 2016, returns to campus as the special teams coordinator after successful stints at North Texas (2017-19), Purdue (2020-21) and Ole Miss (2022).
- A two-time finalist for the FootballScoop.com Special Teams Coordinator of the Year, Biagi boasts nine years of special teams coordinator experience.
- A punter and placekicker at Marshall (2004-08).



GINO (Geeno)
GUIDUGLI (Guh-Doo-Lee)
Bob and Leslie Mohr Family Quarterbacks
Coach/Pass Game Coordinator
13th Year Coaching, First At Notre Dame

- Joins the Irish staff after serving as the offensive coordinator and quarterbacks coach at Cincinnati in 2022, his alma mater where he passed for 70 touchdowns and is a charter member of the Nippert Stadium Hall of Fame.
- Started his coaching career at Central Michigan before shifting to his alma mater where he coached on the same staff with current Irish head coach Marcus Freeman.



DELAND (DEE-Land)
MCCULLOUGH (Mc-cull-la)
Running Backs
13th Year Coaching, Second At Notre Dame

- Had an immediate impact on the Irish RB group in 2022, helping three backs rush for over 400 yards and average 4.4 per carry.
- McCullough was a three-time All-MAC selection (1st team in 1992 and 1995, 2nd team in 1994) at Miami (Ohio).
- Won Super Bowl LIV as a member of the Kansas City Chiefs staff.




MIKE MICKENS
Cornerbacks/Defensive Pass Game Coordinator
12th Year Coaching, Fourth At Notre Dame

- Heading into his fourth season coaching the cornerbacks at Notre Dame in 2023 and helped mentor sophomore Benjamin Morrison through a freshman All-America season in '22.
- Starred at the University of Cincinnati where he became the school's career leader in interceptions (14) and interception return yards (296).



CHRIS O'LEARY
Pat and Jana Eilers Defensive Backs Coach/
Safeties
Eighth Year Coaching, Fourth At Notre Dame

- Heading into his fourth season as the Pat and Jana Eilers Defensive Backs Coach/Safeties in 2022, helped the Irish defense finish 21st in total defense and 38th in scoring defense in '22.
- A wide receiver, saw action in 27 games at Indiana State and hauled in 47 receptions for 397 yards, while also completing 2-of-3 passes for 61 yards and one touchdown for the Sycamores.



JOE RUDOLPH
Joe Moore Offensive Line Coach
19th Year Coaching, First At Notre Dame

- A proven developer of top offensive line talent, Rudolph joins the staff after spending the '22 season at Virginia Tech, which followed a successful seven-year run at Wisconsin.
- Rudolph's charges at Wisconsin earned a Rimington Award, nine All-America selections, five first-team All-America honors and nine first-team All-Big Ten accolades.



CHANSI (Chance-ee)
STUCKEY (Stuck-ee)
Wide Receivers
Fourth Year Coaching, First At Notre Dame

- During his college days at Clemson, he was a quarterback in his freshman season before moving to wide receiver. In his three years as a wide out, he amassed 139 receptions, 1,750 yards and seven receiving touchdowns.
- Enters his second season at Notre Dame and his fifth overall as a coach in 2022



AL WASHINGTON
Bob and Leslie Mohr Family Defensive Line
Coach/Defensive Run Game Coordinator
16th Year Coaching, Second At Notre Dame

- In his first season with the Irish in '22, helped develop Consensus All-American Isaiah Foskey, who broke the all-time sacks record at Notre Dame and ended up as a second-round draft pick by the New Orleans Saints.
- Washington was a three-year starter and four-year letterwinner as a defensive tackle for Boston College (2002-05). He finished his career with 74 tackles, six sacks and 15.5 tackles for loss.

AP TOP 25

Rk	Team (1st Place Votes)	Rec.	Points	Trend
1	Georgia (60)	0-0	1572	-
2	Michigan (2)	0-0	1490	-
3	Ohio State (1)	0-0	1400	-
4	Alabama	0-0	1398	-
5	LSU	0-0	1276	-
6	Southern Cal	0-0	1245	-
7	Penn State	0-0	1177	-
8	Florida State	0-0	1147	-
9	Clemson	0-0	1032	-
10	Washington	0-0	977	-
11	Texas	0-0	882	-
12	Tennessee	0-0	868	-
13	NOTRE DAME	0-0	863	-
14	Utah	0-0	811	-
15	Oregon	0-0	732	-
16	Kansas State	0-0	511	-
17	TCU	0-0	416	-
18	Oregon State	0-0	406	-
19	Wisconsin	0-0	386	-
20	Oklahoma	0-0	296	-
21	North Carolina	0-0	292	-
22	Ole Miss	0-0	281	-
23	Texas A&M	0-0	227	-
24	Tulane	0-0	224	-
25	Iowa	0-0	131	-

Others receiving votes: Texas Tech 101, South Carolina 73, UCLA 66, UTSA 64, Arkansas 22, Boise State 17, **Pittsburgh 16**, Kentucky 14, Troy 10, **Louisville 10**, Auburn 7, Minnesota 6, **Duke 4**, Toledo 4, Mississippi State 4, Florida 4, Baylor 3, Illinois 3, Coastal Carolina 3, **NC State 1**, South Alabama 1, James Madison 1, Liberty 1.

bold - 2023 Notre Dame opponents

AFCA TOP 25

Rk	Team (1st Place Votes)	Rec.	Points	Trend
1	Georgia (61)	0-0	1643	-
2	Michigan	0-0	1510	-
3	Alabama (4)	0-0	1489	-
4	Ohio State (1)	0-0	1485	-
5	LSU	0-0	1294	-
6	Southern Cal	0-0	1228	-
7	Penn State	0-0	1181	-
8	Florida State	0-0	1145	-
9	Clemson	0-0	1078	-
10	Tennessee	0-0	991	-
11	Washington	0-0	941	-
12	Texas	0-0	848	-
13	NOTRE DAME	0-0	841	-
14	Utah	0-0	839	-
15	Oregon	0-0	820	-
16	TCU	0-0	655	-
17	Kansas State	0-0	440	-
18	Oregon State	0-0	365	-
19	Oklahoma	0-0	320	-
20	North Carolina	0-0	315	-
21	Wisconsin	0-0	309	-
22	Ole Miss	0-0	303	-
23	Tulane	0-0	225	-
24	Texas Tech	0-0	200	-
25	Texas A&M	0-0	196	-

Others receiving votes: Iowa 169, South Carolina 89, Florida 63, UTSA 59, **Pittsburgh 52**, UCLA 42, Kentucky 34, Baylor 28, Troy 25, Arkansas 20, Fresno State 19, **NC State 19**, Auburn 18, Boise State 18, Miami FL 16, Minnesota 16, Mississippi State 13, Oklahoma State 12, Missouri 11, Maryland 10, SMU 8, South Alabama 8, Illinois 7, Air Force 6, **Wake Forest 6**, Toledo 5, Washington State 4, Houston 3, Arizona 2, BYU 2, **Duke 2**, James Madison 1, Kansas 1, Memphis 1.

THE LAST TIME...

RUSHING

500 or more yards	515	at Boston College	2017
400 yards	451	Massachusetts	2015
300 yards	353	Florida State	2020
200 yards	264	vs. South Carolina	2022
200 yards in the first half	214	Boston College	2022
200 yards consecutive games	226	UNLV	2022
	246	at Syracuse	2022
three straight 200-yard rushing games	263	Clemson	2022
70 or more attempts	76	Michigan State	1991
60 attempts	63	Navy	2007
50 attempts	56	at Syracuse	2022
40 attempts	46	vs. South Carolina	2022
Eight or more rushing TDs	9	Pittsburgh	1965
Seven rushing TDs	7	at Boston College	2017
Six rushing TDs	6	South Florida	2020
Five rushing TDs	5	Southern Cal	2017
Four rushing TDs	4	Boston College	2022
Three rushing TDs	3	vs. South Carolina	2022

PASSING

500 or more yards	509	vs. Oklahoma State	2021
400 yards	434	New Mexico	2019
300 yards	318	at Southern Cal	2022
60 or more attempts	68	vs. Oklahoma State	2021
50 attempts	53	Virginia Tech	2019
40 attempts	46	Cincinnati	2021
30 attempts	34	vs. South Carolina	2022
35 or more completions	38	vs. Oklahoma State	2021
30 completions	35	at Clemson	2015
25 completions	27	at Stanford	2021
6 or more TDs	6	Bowling Green	2019
5 TDs	5	vs. Oklahoma State	2021
4 TDs	4	vs. Navy	2022
3 TDs	3	vs. South Carolina	2022
5 or more interceptions thrown	7	Southern Cal	1967
4 interceptions thrown	4	at Arizona State	2014
3 interceptions thrown	3	vs. South Carolina	2022

TOTAL OFFENSE

700 or more yards	710	Wake Forest	2017
650 yards	654	Syracuse	2015
600 yards	611	Boston College	2017
550 yards	558	vs. South Carolina	2022
500 yards	558	vs. South Carolina	2022
450 yards	558	vs. South Carolina	2022
400 yards	558	vs. South Carolina	2022
300 yards in the first half	336	Boston College	2022

SCORING

scored 60 or more points	66	New Mexico	2019
50 points	55	Georgia Tech	2021
45 points	45	vs. South Carolina	2022
40 points	45	vs. South Carolina	2022
35 points	45	vs. South Carolina	2022
35 or more points, six straight games		last six games	2022
30 points	45	vs. South Carolina	2022
30 points in the first half	37	Boston College	2022
21 or more points in a quarter	21(2nd)	vs. Navy	2022
21 or more points in the first quarter	23	UNLV	2022
21 or more points in the second quarter	21	vs. Navy	2022
21 or more points in the fourth quarter	21	Clemson	2022
scored on the first 8 drives of the game (5 FG, 3 TD)	8	Boston College	2022
allowed 60 or more points		Never	
allowed 50 points	50	at Texas (2 OT)	2016
allowed 40 points	40	vs. Clemson	2020
allowed 30 points	38	vs. South Carolina	2022
held scoreless	0-17	at Boston College	2008
held scoreless at home	0-38	Southern Cal	2007
held scoreless on the road	0-17	at Boston College	2008
held scoreless in the second half	0	vs. Navy	2022
held without offensive TD	3-30	vs. Clemson	2019
held without offensive TD on the road	3-10	at NC State	2016
held without offensive TD at home	0-38	Southern Cal	2007
held opponent scoreless	44-0	Boston College	2022
held opponent scoreless in first half	37-0	Boston College	2022
held opponent scoreless at home	44-0	Boston College	2022
held opponent scoreless on the road	17-0	at Purdue	1993
held opponent without offensive TD	55-0	Georgia Tech	2021
held opponent without offensive TD on the road	28-3	at Virginia	2021
held opponent without offensive TD at home	44-0	Boston College	2022
held opponent scoreless neutral site	22-0	vs. Maryland	2002
held two opponents scoreless in a season	22-0	vs. Maryland	2002
	42-0	Rutgers	2002
held three opponents scoreless in a season	23-0	Purdue	1976
	49-0	at Northwestern	1976
	41-0	Oregon	1976
held four/five/six opponents scoreless in a season	35-0	vs. Army	1966
	32-0	North Carolina	1966
	38-0	at Oklahoma	1966
	40-0	Pittsburgh	1966
	64-0	Duke	1966
	51-0	at Southern Cal	1966
scored on the first play of the game	int return	at Syracuse	2022
		B. Joseph	29 yds

TURNOVERS

did not commit a turnover	0	Clemson	2022
committed six or more turnovers	6	vs. Navy	1984
committed five turnovers	5	Boston College	2015
lost four or more fumbles	4	Michigan State	1999
lost three fumbles	3	at Boston College	2020
recorded six or more takeaways	6	Michigan	2012
recorded five takeaways	5 (3 int, 2 fumble)	Boston College	2022
returned two or more interceptions for touchdowns	2	vs. Wisconsin	2021
Jack Kiser - 66 yds, Drew White - 48 yards			
returned an interception for a touchdown	1	Clemson	2022
Benjamin Morrison - 96 yards			
returned a fumble for a touchdown	1	Georgia Tech	2021
Myron Tagovailoa-Amosa - 70 yds			

DEFENSE

held opponent to 100 or fewer rushing yards	75	vs. South Carolina	2022
held opponent to 50 or fewer rushing yards	34	Clemson	2020
100 or fewer passing yards	96	Georgia Tech	2021
200 or fewer passing yards	117	Boston College	2022
200 or fewer passing yards, consecutive games	117	Boston College	2022
	108	vs. Navy	2022
300 or fewer total yards	286	at Syracuse	2022
200 or fewer total yards	173	Boston College	2022
intercepted five or more passes	5	Michigan	2012
intercepted four passes	4	vs. Wisconsin	2021
intercepted three passes	3	Boston College	2022
forced five or more fumbles	5	at Louisville	2019
forced four fumbles	4	Syracuse	2020
forced three fumbles	3	at Stanford	2021
scored a safety		vs. BYU	2022
recorded nine or more sacks	9	Rutgers	1996
eight sacks	8	Virginia	2019
seven sacks	7	at Virginia	2021
six sacks	6	California	2022
held opponent to 10 or fewer first downs	10	Boston College	2022
held opponent without a 3rd down conversion	0-12	UNLV	2022

SPECIAL TEAMS

returned a punt for a touchdown	Massachusetts	C.J. Sanders (50 yds)	2015
returned a blocked punt for a TD	Clemson	Prince Kollie (17 yds)	2022
returned a kickoff for a touchdown	vs. Wisconsin	Chris Tyree (96 yds)	2021
returned a blocked FG for a TD	at Air Force	Terrail Lamber (76 yds)	2006
blocked a punt	vs. Navy	Jack Kiser	2022
blocked two punts	UNLV	Isaiah Foskey (both)	2022
blocked two consecutive punts	UNLV	Isaiah Foskey (both)	2022
blocked punt in consecutive games	Stanford & UNLV		2022
blocked punt in three cons. games	at Syracuse	Clarence Lewis	2022
blocked punt in four cons. games	Clemson	Jordan Botelho	2022
blocked punt in five cons. games	vs. Navy	Jack Kiser	2022

punted 10 or more times	at Michigan		2019
did not punt	at Boston College		2020
blocked a field goal	Georgia Tech	Myron Tagovailoa-Amosa	2021
had a field goal blocked	at Texas		2016
blocked a PAT kick	Florida State	Jerry Tillery	2018
scored on a blocked PAT kick	Florida State	Julian Love	2018
missed a PAT kick	Cincinnati		2021
had a PAT kick blocked	Florida State		2018
opponent scored on blocked PAT	Northwestern		2014
had a punt blocked	Northwestern		2018
two-point conversion	Marshall	Tyler Buchner run	2022
missed two-point conversion	at Southern Cal	pass failed	2022
stopped 3 two-point conv. attempts	at North Carolina		2022
recovered two onside kicks	vs. Navy	P. Kollie, M. Salerno	2022

MISCELLANEOUS

had 35 or more first downs	35	at North Carolina	2022
had 30 or more first downs	35	at North Carolina	2022
had 25 or more first downs	27	vs. South Carolina	2022
had 20 or more first downs	27	vs. South Carolina	2022
ND was not penalized		at LSU	1997
had 10 or more penalties	11	at Stanford	2019
has 120 or more yards in penalties	120	at Rutgers	2000
had 40 or more minutes of possession time	40:55	vs. BYU	2022
had 35 or more minutes of possession time	36:39	vs. South Carolina	2022
was involved in a tie game	17-17	at Southern Cal	1994
was involved in an overtime game	41-38	at Florida State	2021
was involved in a 2 OT overtime game	47-40	Clemson	2020
was involved in a 3 OT overtime game	29-26	Pittsburgh	2012
was involved in a 4 OT overtime game	33-36	Pittsburgh	2008

NOTRE DAME PLAYER RUSHING

rushed for 100 yards	122	Logan Diggs	Boston College	2022
rushed for 125 yards	130	Logan Diggs	UNLV	2022
rushed for 150 yards	199	Kyren Williams	North Carolina	2020
rushed for 175 yards	199	Kyren Williams	North Carolina	2020
rushed for 200 yards	202	Dexter Williams	Florida State	2018
rushed for 250 yards	262	Julius Jones	at Pittsburgh	2003
QB rushed for 200 yards	207	Brandon Wimbush	at Boston College	2017
QB rushed for 100 yards	139	Ian Book	at Duke	2019
two players rush for over 100 yards	114	Logan Diggs	Clemson	2022
	104	Audric Estimé	Clemson	2022
three players rush for over 100 yds	128	DeShone Kizer	at Stanford	2015
	161	Josh Adams	at Stanford	2015
	124	Dexter Williams	at Stanford	2015
rushed 40 or more times	40	Allen Pinkett	at LSU	1984
rushed 35 times	35	Julius Jones	BYU	2003

rushed 30 times	32	James Aldridge	Navy	2007
rushed 25 times	28	Logan Diggs	UNLV	2022
two players rush 20 times	20	Audric Estimé	at Syracuse	2022
	20	Logan Diggs	at Syracuse	2022
rushed for 4 or more TDs	4	Brandon Wimbush	at Boston College	2017
rushed for 3 TDs	3	Kyren Williams	Clemson	2020
rushed for 2 TDs	2	Tyler Buchner	vs. South Carolina	2022
had a run of 90 yards or more	91	Kyren Williams	North Carolina	2021
had a run of 80 yards or more	91	Kyren Williams	North Carolina	2021
had a run of 70 yards or more	91	Kyren Williams	North Carolina	2021
had a run of 60 yards or more	68	Tyler Buchner	Georgia Tech	2021
had a run of 50 yards or more	51	Logan Diggs	Boston College	2022

PASSING

passed for 500 or more yards	509	Jack Coan	vs. Oklahoma St.	2021
passed for 400 yards	509	Jack Coan	vs. Oklahoma St.	2021
passed for 300 yards	318	Drew Pyne	at Southern Cal	2022
attempted 60 or more passes	68	Jack Coan	vs. Oklahoma St.	2021
attempted 50 passes	53	Ian Book	Virginia Tech	2019
attempted 40 passes	40	Ian Book	Boston College	2019
attempted 30 passes	32	Tyler Buchner	Marshall	2022
completed 30 or more passes	38	Jack Coan	vs. Oklahoma St.	2021
completed 20 passes	23	Drew Pyne	at Southern Cal	2022
threw six touchdowns	6	Brady Quinn	BYU	2005
threw five touchdowns	5	Jack Coan	vs. Oklahoma St.	2021
threw four touchdowns	4	Drew Pyne	vs. Navy	2022
threw three touchdowns	3	Tyler Buchner	vs. South Carolina	2022
threw five or more interceptions	5	Terry Hanratty	Southern Cal	1967
threw four interceptions	4	Everett Golson	at Arizona State	2014
threw three interceptions	3	Tyler Buchner	vs. South Carolina	2022
completed a pass of 90 yds or more	95	Dayne Crist	Michigan	2010
completed a pass of 80 yds or more	83	Brandon Wimbush	at Stanford	2017
completed a pass of 70 yds or more	75	Tyler Buchner	vs. South Carolina	2022
completed a pass of 60 yds or more	75	Tyler Buchner	vs. South Carolina	2022
completed a pass of 50 yds or more	75	Tyler Buchner	vs. South Carolina	2022
finished first half w/o incompletion	8-8	Drew Pyne	at Southern Cal	2022
completed 10 straight passes	15	Drew Pyne	at Southern Cal	2022
completed 15 consecutive passes	15	Drew Pyne	at Southern Cal	2022
consecutive completions to start a game	15	Drew Pyne	at Southern Cal	2022

RECEIVING

caught 10 or more passes	11	Michael Mayer	vs. BYU	2022
caught 7 passes	8	Michael Mayer	at Southern Cal	2022
had 200 or more yards	201	Golden Tate	at Stanford	2009
had 175 yards	180	Chase Claypool	Wake Forest	2017
had 150 yards	180	Chase Claypool	Wake Forest	2017
had 100 yards	115	Michael Mayer	UNLV	2022
had 2/3 receivers with 100+ yds	136	Lorenzo Styles	vs. Oklahoma St.	2021
	115	Chris Tyree	vs. Oklahoma St.	2021
	105	Kevin Austin	vs. Oklahoma St.	2021
caught 4 or more TDs	4	Chase Claypool	Navy	2019

caught 3 or more TDs	3	Javon McKinley	Syracuse	2020
caught 2 or more TDs	2	Michael Mayer	at Southern Cal	2022
caught 3 or more TDs in one half	3	Ben Skowronek	at Boston College	2020

TOTAL OFFENSE

had 500 or more total yards	505	Jack Coan	vs. Oklahoma St.	2021
had 400 total yards	406	Ian Book	New Mexico	2019
had 100 yard passing, 100 rushing	181 139	Ian Book	at Duke	2019
had 3 RB with 100+ scrimmage yards	134	Audric Estimé	at North Carolina	2022
	111	Chris Tyree	at North Carolina	2022
	115	Logan Diggs	at North Carolina	2022

SCORING

accounted for 6 or more TDs	6	Ian Book	New Mexico	2019
accounted for 5 or more TDs	5	Tyler Buchner	vs. South Carolina	2022
accounted for 4 or more TDs	5	Tyler Buchner	vs. South Carolina	2022
accounted for 3 or more TDs	5	Tyler Buchner	vs. South Carolina	2022

DEFENSE

3 or more interceptions	3	Benjamin Morrison	Boston College	2022
2 interceptions	3	Benjamin Morrison	Boston College	2022
forced 2 fumbles	2	Daelin Hayes	at Georgia Tech	2020
recovered 3 fumbles			never	
recovered 2 fumbles	2	Nick McCloud	vs. Clemson	2020
20 or more tackles	21	Manti Te'o	Stanford	2010
15 tackles	17	Te'von Coney	vs. LSU	2017
10 tackles	12	JD Bertrand	Clemson	2022
defensive lineman 10 tackles	11	Howard Cross III	Marshall	2022
4.0 or more sacks	4.0	Jerry Tillery	Stanford	2018
3.0 sacks	3.0	Isaiah Foskey	UNLV	2022
2.0 sacks	2.0	Jordan Bothelho	at Syracuse	2022

SPECIAL TEAMS

scored 17 or more points kicking	17	Jonathan Doerer	vs. Clemson	2020
scored 15 points kicking	17	Jonathan Doerer	vs. Clemson	2020
scored 10 points kicking	13	Blake Grupe	Boston College	2022
5 or more field goals	5	Kyle Brindza	vs. Rutgers	2013
4 field goals	4	Jonathan Doerer	vs. Clemson	2020
2 field goals of 50 yards or more			never	
field goal of 50 yards or more	51	Jonathan Doerer	vs. Wisconsin	2021
punted over 70 yards	72	Jay Bramblett	vs. Wisconsin	2021
punted over 60 yards	61	Jon Sot	Marshall	2022
punted 10 or more times	10	Jay Bramblett	at Michigan	2019
175 yards or more on kickoff returns	182	C.J. Sanders	at Stanford	2015
100 yards or more on kickoff returns	132	Chris Tyree	vs. Wisconsin	2021
100 yards or more on punt returns	101	Golden Tate	at Pittsburgh	2009

THE LAST TIME AN OPPOSING TEAM...

RUSHING

400 or more yards	411	Pittsburgh	1975
300 yards	303	Michigan	2019
200 yards	204	at Southern Cal	2022
50 or more rushing attempts	64	Navy	2019
5 or more rushing TDs	5	Texas	2016
4 rush TDs	4	at Southern Cal	2022
two players with 100+ rushing yards in a game	2	BYU	2013
Taysom Hill - 100; Paul Laskike - 101			

PASSING

400 or more yards	439	Clemson	2020
300 yards	301	at North Carolina	2022
60 or more passing attempts	60	Tennessee	1990
50 passing attempts	51	vs. Oklahoma St.	2021
40 passing attempts	49	vs. South Carolina	2022
30 or more pass completions	34	vs. Oklahoma St.	2021
5 or more passing TDs	5	at North Carolina	2022
4 passing TDs	4	vs. Oklahoma St.	2021
3 passing TDs	3	vs. South Carolina	2022

TOTAL OFFENSE

600 or more yards	605	vs. Oklahoma St.	2021
500 yards	564	North Carolina	2021
400 yards	436	at Southern Cal	2022
90 or more plays	95	vs. Oklahoma St.	2021
80 plays	81	Stanford	2022
75 plays	81	Stanford	2022

SCORING

60 or more points		never	
50 points	50	at Texas	2016
40 points	40	Clemson	2020
30 points	38	vs. South Carolina	2022
scored a two-point conversion		vs. Navy (twice)	2022

TURNOVERS

did not commit a turnover		Stanford	2022
3 or more fumbles lost	3	Clemson	2020
5 or more interceptions	5	Southern Cal	1967
4 interceptions	4	at Arizona State	2014
3 interceptions	3	Marshall	2022
returned an interception for a touchdown		vs. South Carolina	2022
O. Fortune - 100 yards			
returned two interceptions for a touchdown		vs. South Carolina	2022
O'Donnell Fortune - 100 yards			
DQ Smith - 47 yards			
returned a fumble for a touchdown		at Georgia Tech	2020
Zamari Walton - 93 yards			

DEFENSE

held ND to 10 or fewer first downs	10	at NC State	2016
scored a safety		Stanford	2016
held ND to 50 or fewer rushing yards	42	vs. Oklahoma St.	2021
held ND to 200 or fewer passing yards	150	California	2022
held ND to 100 or fewer passing yards	85	Clemson	2022
held ND to 300 or fewer total yards	297	California	2022
held ND to 200 or fewer total yards	180	at Michigan	2019
posted five or more sacks	5.0	vs. Navy	2022

SPECIAL TEAMS

returned a punt for a touchdown	at Southern Cal	Adore Jackson (55 yds)	2016
returned a blocked punt for a TD	NC State	Germain Pratt (0 yds)	2017
returned a kickoff for a TD	Pittsburgh	Maurice French (99 yds)	2018
returned kickoff, punt in same game	at Southern Cal	Adore Jackson (55 yd PR; 97 yd KR)	2016
punted 10 or more times	Georgia Tech	20	2021
did not punt	Miami FL		1985
missed a PAT kick attempt	vs. Navy		2022

MISCELLANEOUS

had 30 or more first downs	34	vs. Oklahoma St.	2021
had 20 first downs	20	vs. South Carolina	2022
had 10 or more penalties	12	Pittsburgh	2020
had 100 or more yards in penalties	127	Georgia	2017
had 35 or more minutes of possession time	35:23	at Southern Cal	2022
had 100-yd receiver, 100-yd rusher		vs. Oklahoma St.	2021
Spencer Sanders, 125 rushing; Brennan Presley 137 receiving; Tay Martin 104 receiving			
had 2 players with 100 receiving yards		vs. Oklahoma St.	2021
Brennan Presley, 137; Tay Martin 104			

AN OPPOSING PLAYER

RUSHING

rushed for 100 yards	154	Austin Jones	at Southern Cal	2022
rushed for 150 yards	154	Austin Jones	at Southern Cal	2022
rushed for 200 yards	210	Alexander Teich	Navy	2010
rushed for 300 yards	303	Tony Dorsett	Pittsburgh	1975
rushed 40 or more times	42	Craig Heyward	Pittsburgh	1987
rushed 30 times	32	Casey Filkins	Stanford	2022
rushed 25 times	32	Casey Filkins	Stanford	2022
rushed for 5 or more TDs	5	Walter Reyes	at Syracuse	2003
rushed for 4 TDs	4	Ezekiel Elliott	vs. Ohio State	2015
rushed for 3 TDs	3	Caleb Williams	at Southern Cal	2022
rushed for 2 TDs	3	Caleb Williams	at Southern Cal	2022
a rush of 80 yards or more	89	Jashaun Corbin	at Florida State	2021
a rush of 70 yards	74	Courtney Reese	UNLV	2022
a rush of 60 yards	74	Courtney Reese	UNLV	2022
a rush of 50 yards	50	Daba Fofana	vs. Navy	2022

PASSING

passed for 300 yards	301	Drake Maye	at North Carolina	2022
passed for 400 yards	439	D.J. Uiagalelei	Clemson	2020
passed for 500 yards		never		
attempted 60 or more passes	60	Andy Kelly	Tennessee	1990
attempted 50 passes	51	Spencer Sanders	vs. Oklahoma St.	2021
attempted 40 passes	46	Spencer Rattler	vs. South Carolina	2022
completed 30 passes	34	Spencer Sanders	vs. Oklahoma St.	2021
completed 20 passes	29	Spencer Sanders	vs. South Carolina	2022
threw 6 or more TDs	6	Cody Kessler	Southern Cal	2014
threw 5 TDs	5	Drake Maye	at North Carolina	2022
threw 4 TDs	4	Spencer Sanders	vs. Oklahoma St.	2021
completed 90-yard or more pass	97	Kyle Orton	Purdue	2004
completed 80-yard pass	80	Drake Maye	at North Carolina	2022
completed 70-yard pass	72	Eric Dungey	Syracuse	2016
completed 60-yard pass	64	Drake Maye	at North Carolina	2022

RECEIVING

caught 15 or more passes	15	Drake London	Southern Cal	2021
caught 10 passes	11	Emeka Egbuka	at Ohio State	2022
	11	Marvin Harrison Jr.	at Ohio State	2022
had 200 or more yards receiving	238	Selwyn Lymon	Purdue	2006
had 150 yards receiving	150	Antoine Green	at North Carolina	2022
had 100 yards receiving	100	Kody Epps	vs. BYU	2022
caught 3 or more TD passes	3	Tay Martin	vs. Oklahoma St.	2021

SCORING

accounted for 7 or more TDs	7	Spencer Sanders	vs. Oklahoma St.	2021
accounted for 6 TDs	6	Cody Kessler	Southern Cal	2014
accounted for 5 TDs	5	Drake Maye	at North Carolina	2022

DEFENSE

3 or more interceptions	3	Rod Johnson	NC State	2003
2 interceptions	2	Justin Simmons	Boston College	2015
3.0 or more sacks	3.0	Bradley Chubb	NC State	2016
2.0 sacks	2.0	Tommy Eichenberg	at Ohio State	2022

SPECIAL TEAMS

kicked 4 or more field goals	4	B.T. Potter	Clemson	2020
kicked a 50-yd or more field goal	54	Andre Szmyt	at Syracuse	2022
kicked a punt of 65 or more yards	65	Jake Bailey	Stanford	2017
totaled 100 or more KR yards	122	Damond Phiyaw-Johnson	Duke	2019



18
STEVE ANGELI

QB • 6-2 3/8, 211 lbs • Sophomore/Freshman
Westfield, NJ (Bergan Catholic)

Rushing and Passing

SEASON	TEAM	gp	Rushing					Passing								
			att	yds	td	lg	avg/c	avg/g	comp-att-int	yds	td	lg	pct	avg/p	avg/g	effic
2022-23	ND	2	0	0	0	0	0.0	0.0	0-0-0	0	0	0	0.0	0.0	0.0	0.0
TOTAL		2	0	0	0	0	0.0	0.0	0-0-0	0	0	0	0.0	0.0	0.0	0.0



27
JD BERTRAND


LB • 6-1, 233 lbs • Graduate Student/Senior
Alpharetta, GA (Blessed Trinity)

Tackles

SEASON	TEAM	GP	Tackles								Interceptions		Receptions						
			ua	a	total	tfl	pd	ff	fr	blk	sacks	int	rec	yds	td	lg	rec/g	yds/r	yds/g
2019-20	ND	3	0	0	0	0-0	0	0	0	0	0	0	0	0	0	0	0.0	0.0	0.0
2020-21	ND	10	5	2	7	0-0	0	0	0	0	0	0	0	0	0	0.0	0.0	0.0	
2021-22	ND	13	63	38	101	7-22	1	1	1	0	1.5	0	0	0	0	0.0	0.0	0.0	
2022-23	ND	12	45	37	82	8.5-28	3	0	0	0	2	0	0	0	0	0.0	0.0	0.0	
TOTAL		38	113	77	190	15.5-50	4	1	1	0	3.5	0	0	0	0	0.0	0.0	0.0	

Single Game Highs

Statistic	Value	
Total Tackles	13	vs Stanford 10/15/22
Total Sacks	1	vs Toledo 09/11/21, vs Clemson 11/05/22
Total Tackles For Loss	3	vs Toledo 09/11/21



23
JAI DEN AUSBERRY

LB • 6-0 1/8, 224 lbs • Freshman/Freshman
Baton Rouge, LA (University Laboratory School)



16
MICAH BELL

CB • 5-9 1/2, 173 lbs • Freshman/Freshman
Houston, TX (The Kinkaid School)



12
JORDAN BOTELHO

DL • 6-2 1/2, 264 lbs • Senior/Senior
Honolulu, HI (Saint Louis)

Tackles

SEASON	TEAM	GP	Tackles								Interceptions		Receptions					
			ua	a	total	tfl	pd	ff	fr	blk	sacks	int	rec	yds	td	lg	rec/g	yds/r
2020-21	ND	10	2	2	4	0-0	0	0	0	0	0	0	0	0	0	0.0	0.0	0.0
2021-22	ND	11	11	7	18	3-11	0	0	0	0	2	0	0	0	0	0.0	0.0	0.0
2022-23	ND	13	9	2	11	6.5-24	0	0	0	1	4.5	0	0	0	0	0.0	0.0	0.0
TOTAL		34	22	11	33	9.5-35	0	0	0	1	6.5	0	0	0	0	0.0	0.0	0.0

Single Game Highs

Statistic	Value	
Longest Punt Return	1	vs South Fla. 09/19/20
Total Tackles	4	at Stanford 11/27/21, vs Georgia Tech 11/20/21, at Virginia 11/13/21
Total Sacks	2	at Syracuse 10/29/22, vs South Carolina 12/30/22
Total Tackles For Loss	2	at Syracuse 10/29/22, vs South Carolina 12/30/22



34
DRAYK BOWEN

LB • 6-2, 234 lbs • Freshman/Freshman
St. John, IN (Andrean)



2
DJ BROWN

S • 6-11/4, 202 lbs • Graduate Student/Senior
Annapolis, MD (St. John's College)

Tackles

SEASON	TEAM	GP	Tackles								Interceptions			Receptions				
			ua	a	total	tfl	pd	ff	fr	blk	sacks	int	rec	yds	td	lg	rec/g	yds/r
2018-19	ND	1	0	0	0	0-0	0	0	0	0	0	0	0	0	0	0.0	0.0	0.0
2019-20	ND	9	3	4	7	0-0	0	0	0	0	0	0	0	0	0.0	0.0	0.0	
2020-21	ND	12	7	1	8	0-0	2	0	0	0	0	0	0	0	0.0	0.0	0.0	
2021-22	ND	12	21	21	42	1-2	1	0	0	0	0	3	0	0	0.0	0.0	0.0	
2022-23	ND	13	27	21	48	0.5-2	2	0	0	0	0	0	0	0	0.0	0.0	0.0	
TOTAL		47	58	47	105	1.5-4	5	0	0	0	0	3	0	0	0.0	0.0	0.0	

Single Game Highs

Statistic	Value	
Total Tackles	9	vs Marshall 09/10/22
Total Tackles For Loss	1	at Florida St. 09/05/21
Total Interceptions	1	vs Purdue 09/18/21, vs North Carolina 10/30/21, at Virginia 11/13/21



40
JOSHUA BURNHAM

DL • 6-3 1/2, 248 lbs • Sophomore/Freshman
Traverse City, MI (Traverse City Central)

Tackles

SEASON	TEAM	GP	Tackles								Interceptions			Receptions			
			ua	a	total	tfl	pd	ff	fr	blk	sacks	int	rec	yds	td	lg	rec/g
2022-23	ND	1	0	1	1	0.5-3	0	0	0	0	0	0	0	0	0.0	0.0	0.0
TOTAL		1	0	1	0.5-3	0	0	0	0	0	0	0	0	0	0.0	0.0	0.0

Single Game Highs

Statistic	Value	
Total Tackles	1	vs Boston College 11/19/22
Total Tackles For Loss	0.5	vs Boston College 11/19/22



4
ANTONIO CARTER II

S • 5-1 3/4, 207 lbs • Graduate Student/Senior
Orlando, FL (Oak Ridge/Rhode Island)

Tackles

SEASON	TEAM	GP	Tackles								Interceptions			Receptions				
			ua	a	total	tfl	pd	ff	fr	blk	sacks	int	rec	yds	td	lg	rec/g	yds/r
2019-20	URI	3	0	0	0	0-0	0	0	0	0	0	0	0	0	0	0.0	0.0	0.0
2020-21	URI	3	5	2	7	0-0	0	0	0	0	0	1	0	0	0	0.0	0.0	0.0
2021-22	URI	11	36	16	52	1-11	7	1	1	0	1	0	0	0	0	0.0	0.0	0.0
2022-23	URI	11	40	20	60	4.5-18	10	2	2	0	1	1	0	0	0	0.0	0.0	0.0
TOTAL FOR ND		0	0	0	0	0-0	0	0	0	0	0	0	0	0	0.0	0.0	0.0	
TOTAL		28	81	38	119	5.5-29	17	3	3	0	2	2	0	0	0.0	0.0	0.0	

Single Game Highs

Statistic	Value	
Total Tackles	8	vs Delaware 09/17/22, at New Hampshire 11/12/22
Total Sacks	1	vs Bryant 09/04/21, vs UAlbany 11/19/22
Total Tackles For Loss	1	5 times
Total Interceptions	1	at UAlbany 03/20/21, vs Brown 10/01/22



0
DEION COLZIE


WR • 6-4 3/4, 210 lbs • Junior/Junior
McDonough, GA (Athens Academy)

Tackles

SEASON	TEAM	GP	Tackles								Interceptions			Receptions					
			ua	a	total	tfl	pd	ff	fr	blk	sacks	int	rec	yds	td	lg	rec/g	yds/r	yds/g
2021-22	ND	11	0	0	0	0-0	0	0	0	0	0	0	4	67	0	31	0.4	16.8	6.1
2022-23	ND	12	1	0	1	0-0	0	0	0	0	0	0	9	192	1	30	0.8	21.3	16.0
TOTAL		23	1	0	1	0-0	0	0	0	0	0	0	13	259	1	31	0.6	19.9	11.3

Single Game Highs

Statistic	Value	
Receptions	3	at Syracuse 10/29/22, at Southern California 11/26/22
Receptions Yards	75	at Southern California 11/26/22
Receptions Touchdowns	1	at Southern California 11/26/22
Longest Reception	31	vs Navy 11/06/21
Total Tackles	1	at Southern California 11/26/22



56
HOWARD CROSS III

DL • 6-0 7/8, 288 lbs • Graduate Student/Senior
Paramus, NJ (St. Joseph Regional)

Tackles

SEASON	TEAM	GP	Tackles								Interceptions			Receptions				
			ua	a	total	tfl	pd	ff	fr	blk	sacks	int	rec	yds	td	lg	rec/g	yds/r
2019-20	ND	4	3	4	7	0-0	0	0	0	0	0	0	0	0	0	0.0	0.0	0.0
2020-21	ND	11	8	5	13	0-0	0	0	0	0	0	0	0	0	0	0.0	0.0	0.0
2021-22	ND	11	13	9	22	4.5-21	0	0	0	0	3	0	0	0	0	0.0	0.0	0.0
2022-23	ND	12	14	19	33	2.5-13	1	1	0	0	2	0	0	0	0	0.0	0.0	0.0
TOTAL		38	38	37	75	7-34	1	1	0	0	5	0	0	0	0	0.0	0.0	0.0

Single Game Highs

Statistic	Value	
Total Tackles	11	vs Marshall 09/10/22
Total Sacks	2	vs Georgia Tech 11/20/21
Total Tackles For Loss	2	vs Georgia Tech 11/20/21



1
JAVONTAE JEAN-BAPTISTE


DL • 6-4 1/2, 260 lbs • Graduate Student/Senior
Spring Valley, NY (Bergan Catholic/Ohio State)

Tackles

SEASON	TEAM	GP	Tackles							Interceptions			Receptions						
			ua	a	total	tfl	pd	ff	fr	blk	sacks	int	rec	yds	td	lg	rec/g	yds/r	yds/g
2018-19	OSU	2	0	0	0	0-0	0	0	0	0	0	0	0	0	0	0.0	0.0	0.0	0.0
2019-20	OSU	14	6	8	14	1.5-9	0	0	0	0	1.5	0	0	0	0.0	0.0	0.0	0.0	
2020-21	OSU	6	3	3	6	2-12	0	0	1	0	1	0	0	0	0.0	0.0	0.0	0.0	
2021-22	OSU	12	7	7	14	2.5-19	1	0	0	0	1.5	0	0	0	0.0	0.0	0.0	0.0	
2022-23	OSU	13	9	10	19	4.5-22	0	1	0	0	4	0	0	0	0.0	0.0	0.0	0.0	
TOTAL FOR ND	0	0	0	0	0-0	0	0	0	0	0	0	0	0	0	0.0	0.0	0.0	0.0	
TOTAL	47	25	28	53	10.5-62	1	1	1	0	8	0	0	0	0	0.0	0.0	0.0	0.0	

Single Game Highs

Statistic	Value	
Total Tackles	4	at Northwestern 10/18/19
Total Sacks	2	vs Toledo 09/17/22
Total Tackles For Loss	2	vs Toledo 09/17/22



24
JACK KISER

LB • 6-1 5/8, 232 lbs • Graduate Student/Senior
Royal Center, IN (Pioneer)

Tackles

SEASON	TEAM	GP	Tackles							Interceptions			Receptions					
			ua	a	total	tfl	pd	ff	fr	blk	sacks	int	rec	yds	td	lg	rec/g	yds/r
2019-20	ND	4	0	0	0	0-0	0	0	0	0	0	0	0	0	0.0	0.0	0.0	0.0
2020-21	ND	10	16	4	20	3-5	0	0	0	0	0	1	0	0	0.0	0.0	0.0	0.0
2021-22	ND	13	26	19	45	1-3	5	2	0	0	0	2	0	0	0.0	0.0	0.0	0.0
2022-23	ND	13	28	30	58	5.5-19	0	1	0	1	2.5	0	0	0	0.0	0.0	0.0	0.0
TOTAL	40	70	53	123	9.5-27	5	3	0	1	2.5	3	0	0	0	0.0	0.0	0.0	0.0

Single Game Highs

Statistic	Value	
Total Tackles	9	vs Marshall 09/10/22
Total Sacks	1	vs Marshall 09/10/22, vs Boston College 11/19/22
Total Tackles For Loss	2	vs South Fla. 09/19/20
Total Interceptions	1	at Boston College 11/14/20, vs Wisconsin 09/25/21, vs Georgia Tech 11/20/21



6
CLARENCE LEWIS

CB • 5-11 1/2, 202 lbs • Senior/Senior
Edison, NJ (Mater Dei)

Tackles

SEASON	TEAM	GP	Tackles							Interceptions			Receptions					
			ua	a	total	tfl	pd	ff	fr	blk	sacks	int	rec	yds	td	lg	rec/g	yds/r
2020-21	ND	11	29	4	33	1-3	7	1	0	0	0	0	0	0	0.0	0.0	0.0	0.0
2021-22	ND	13	44	9	53	2-11	4	1	0	0	1	1	0	0	0.0	0.0	0.0	0.0
2022-23	ND	13	23	6	29	1-2	4	1	1	1	0	1	0	0	0.0	0.0	0.0	0.0
TOTAL	37	96	19	115	4-16	15	3	1	1	1	2	0	0	0	0.0	0.0	0.0	0.0

Single Game Highs

Statistic	Value	
Total Tackles	12	vs Syracuse 12/05/20
Total Sacks	1	at Virginia 11/13/21
Total Tackles For Loss	1	4 times
Total Interceptions	1	at Florida St. 09/05/21, vs Navy 11/12/22



8
MARIST LIUFAU

LB • 6-2 1/4, 239 lbs • Graduate Student/Senior
Kalihi, HI (Punahou)

Tackles

SEASON	TEAM	GP	Tackles							Interceptions			Receptions					
			ua	a	total	tfl	pd	ff	fr	blk	sacks	int	rec	yds	td	lg	rec/g	yds/r
2019-20	ND	4	0	0	0	0-0	0	0	0	0	0	0	0	0	0.0	0.0	0.0	0.0
2020-21	ND	10	10	13	23	1.5-2	0	0	1	0	0.5	0	0	0	0.0	0.0	0.0	0.0
2022-23	ND	13	22	29	51	4.5-14	1	0	1	0	0.5	1	0	0	0.0	0.0	0.0	0.0
TOTAL	27	32	42	74	6-16	1	0	2	0	1	1	0	0	0	0.0	0.0	0.0	0.0

Single Game Highs

Statistic	Value	
Total Tackles	8	vs Navy 11/12/22
Total Sacks	0.5	at North Carolina 11/27/20, at North Carolina 09/24/22
Total Tackles For Loss	2	vs UNLV 10/22/22
Total Interceptions	1	at Syracuse 10/29/22



12
JEREMIYAH LOVE

RB • 5-11 7/8, 197 lbs • Freshman/Freshman
St. Louis, MO (Christian Brothers)



7
JADEN MICKEY

CB • 5-11 1/2, 180 lbs • Sophomore/Sophomore
Eastvale, CA (Centennial)

Tackles

SEASON	TEAM	GP	Tackles								Interceptions		Receptions					
			ua	a	total	tfl	pd	ff	fr	blk	sacks	int	rec	yds	td	lg	rec/g	yds/r
2022-23	ND	11	7	2	9	0-0	0	0	0	0	0	0	0	0	0	0.0	0.0	0.0
TOTAL		11	7	2	9	0-0	0	0	0	0	0	0	0	0	0.0	0.0	0.0	

Single Game Highs

Statistic	Value	
Total Tackles	2	at Southern California 11/26/22



14
BRYCE MCFERSON

P • 6-11/2, 197 lbs • Sophomore/Freshman
Indian Trail, NC (Metrolina Christian Academy)



99
RYLIE MILLS

DL • 6-5 1/8, 306 lbs • Senior/Senior
Lake Bluff, IL (Lake Forest)

Tackles

SEASON	TEAM	GP	Tackles								Interceptions		Receptions					
			ua	a	total	tfl	pd	ff	fr	blk	sacks	int	rec	yds	td	lg	rec/g	yds/r
2020-21	ND	9	2	5	7	2-8	0	0	0	0	0.5	0	0	0	0	0.0	0.0	0.0
2021-22	ND	13	8	8	16	3-20	0	0	0	3	0	0	0	0	0.0	0.0	0.0	
2022-23	ND	13	8	16	24	6-31	0	0	0	3.5	0	0	0	0	0.0	0.0	0.0	
TOTAL		35	18	29	47	11-59	0	0	0	7	0	0	0	0	0.0	0.0	0.0	

Single Game Highs

Statistic	Value	
Total Tackles	5	at North Carolina 09/24/22
Total Sacks	2	at Virginia 11/13/21, at North Carolina 09/24/22
Total Tackles For Loss	2.5	at North Carolina 09/24/22



5
TOBIAS MERRIWEATHER

WR • 6-4, 204 lbs • Sophomore/Sophomore
West Camas, WA (Union)

Tackles

SEASON	TEAM	GP	Tackles								Interceptions		Receptions							
			ua	a	total	tfl	pd	ff	fr	blk	sacks	int	rec	yds	td	lg	rec/g	yds/r	yds/g	
2022-23	ND	7	0	0	0	0-0	0	0	0	0	0	0	1	41	1	41	0.1	41.0	5.9	
TOTAL		7	0	0	0	0-0	0	0	0	0	0	0	0	1	41	1	41	0.1	41.0	5.9

Single Game Highs

Statistic	Value	
Receptions	1	vs Stanford 10/15/22
Receptions Yards	41	vs Stanford 10/15/22
Receptions Touchdowns	1	vs Stanford 10/15/22
Longest Reception	41	vs Stanford 10/15/22



20
BENJAMIN MORRISON

CB • 6-0 1/4, 185 lbs • Sophomore/Sophomore
Phoenix, AZ (Brophy Prep)

Tackles

SEASON	TEAM	GP	Tackles								Interceptions		Receptions					
			ua	a	total	tfl	pd	ff	fr	blk	sacks	int	rec	yds	td	lg	rec/g	yds/r
2022-23	ND	13	22	11	33	1-2	4	0	0	0	0	6	0	0	0	0.0	0.0	0.0
TOTAL		13	22	11	33	1-2	4	0	0	0	0	6	0	0	0	0.0	0.0	0.0

Single Game Highs

Statistic	Value	
Total Tackles	7	vs Clemson 11/05/22
Total Tackles For Loss	1	vs Navy 11/12/22
Total Interceptions	3	vs Boston College 11/19/22



47
JASON ONYE

DL • 6-5, 294 lbs • Junior/Sophomore
North Providence, RI (Bishop Hendricken)

Tackles

SEASON	TEAM	GP	Tackles							Interceptions			Receptions						
			ua	a	total	tfl	pd	ff	fr	blk	sacks	int	rec	yds	td	lg	rec/g	yds/r	yds/g
2022-23	ND	1	0	2	2	0-0	0	0	0	0	0	0	0	0	0	0.0	0.0	0.0	0.0
TOTAL		1	0	2	2	0-0	0	0	0	0	0	0	0	0	0.0	0.0	0.0	0.0	

Single Game Highs

Statistic	Value	
Total Tackles	2	vs Boston College 11/19/22



31
NANA OSAFO-MENSAH

DL • 6-3 1/8, 264 lbs • Graduate Student/Senior
Fort Worth, TX (Nolan Catholic)

Tackles

SEASON	TEAM	GP	Tackles							Interceptions			Receptions					
			ua	a	total	tfl	pd	ff	fr	blk	sacks	int	rec	yds	td	lg	rec/g	yds/r
2019-20	ND	2	0	1	1	0-0	0	0	0	0	0	0	0	0	0.0	0.0	0.0	0.0
2021-22	ND	12	5	8	13	2.5-10	0	0	0	0	2	0	0	0	0.0	0.0	0.0	0.0
2022-23	ND	13	8	6	14	1-8	0	1	0	0	0	0	0	0	0.0	0.0	0.0	0.0
TOTAL		27	13	15	28	3.5-18	0	1	0	0	2	0	0	0	0.0	0.0	0.0	0.0

Single Game Highs

Statistic	Value	
Total Tackles	3	vs Stanford 10/15/22, vs South Carolina 12/30/22
Total Sacks	1	vs Purdue 09/18/21, vs North Carolina 10/30/21
Total Tackles For Loss	1	vs Purdue 09/18/21, vs North Carolina 10/30/21, vs Stanford 10/15/22



3
G'BRAN PAYNE

RB • 5-9 1/8, 208 lbs • Sophomore/Freshman
Cincinnati, OH (LaSalle)

Scoring and Total Offense

SEASON	TEAM	gp	Scoring							Total Offense					
			td	rush	rcv	ret	pat	2pat	fg	total	avg/g	rush	pass	total	avg/g
2022-23	ND	4	0	0	0	0	0	0	0	0	0.0	5	0	5	1.3
TOTAL		4	0	0	0	0	0	0	0	0	0.0	5	0	5	1.3

Single Game Highs

Statistic	Value	
Rushing Attempts	2	vs Boston College 11/19/22
Rushing Yards Net	5	vs Boston College 11/19/22
Longest Rushing	3	vs Boston College 11/19/22



24
JADARIAN PRICE

DL • 6-5, 294 lbs • Junior/Sophomore
North Providence, RI (Bishop Hendricken)




9
ELI RARIDON

DL • 6-5, 294 lbs • Junior/Sophomore
North Providence, RI (Bishop Hendricken)

Tackles

SEASON	TEAM	GP	Tackles							Interceptions			Receptions					
			ua	a	total	tfl	pd	ff	fr	blk	sacks	int	rec	yds	td	lg	rec/g	yds/r
2022-23	ND	5	0	0	0	0-0	0	0	0	0	0	0	0	0	0.0	0.0	0.0	0.0
TOTAL		5	0	0	0	0-0	0	0	0	0	0	0	0	0	0.0	0.0	0.0	0.0



97
GABRIEL RUBIO

DL • 6-5 1/4, 306 lbs • Junior/Sophomore
St. Louis, MO (Luthern St. Charles)

Tackles

SEASON	TEAM	GP	Tackles							Interceptions			Receptions					
			ua	a	total	tfl	pd	ff	fr	blk	sacks	int	rec	yds	td	lg	rec/g	yds/r
2021-22	ND	1	0	1	1	0-0	0	0	0	0	0	0	0	0	0.0	0.0	0.0	0.0
2022-23	ND	12	6	11	17	4-9	0	0	0	0	0	0	0	0	0.0	0.0	0.0	0.0
TOTAL		13	6	12	18	4-9	0	0	0	0	0	0	0	0	0.0	0.0	0.0	0.0

Single Game Highs

Statistic	Value	
Total Tackles	7	vs Stanford 10/15/22
Total Tackles For Loss	1	at Syracuse 10/29/22, vs Navy 11/12/22, vs South Carolina 12/30/22



13
HOLDEN STAES

TE • 6-4 1/4, 242 lbs • Sophomore/Sophomore
Atlanta, GA (The Westminster School)

Tackles

SEASON	TEAM	GP	Tackles							Interceptions		Receptions							
			ua	a	total	td	pd	ff	fr	blk	sacks	int	rec	yds	td	lg	rec/g	yds/r	yds/g
2021-22	ND	11	0	0	0	0-0	0	0	0	0	0	0	0	0	0	0	0	0	0
2022-23	ND	13	0	0	0	0-0	0	0	0	0	0	0	0	0	0	0	0	0	0
TOTAL		11	0	0	0	0-0	0	0	0	0	0	0	0	0	0	0	0	0	0

Single Game Highs

Statistic	Value	
Receptions	1	vs BYU 10/08/22
Receptions Yards	11	vs BYU 10/08/22
Longest Reception	11	vs BYU 10/08/22



83
JAYDEN THOMAS

WR • 6-11/2, 221 lbs • Junior/Sophomore
Paulding County, GA (Pace Academy)

Tackles

SEASON	TEAM	GP	Tackles							Interceptions		Receptions						
			ua	a	total	td	pd	ff	fr	blk	sacks	int	rec	yds	td	lg	rec/g	yds/r
2021-22	ND	3	0	0	0	0-0	0	0	0	0	0	0	0	0	0	0.0	0.0	0.0
2022-23	ND	13	0	0	0	0-0	0	0	0	0	0	0	0	0	0	0.0	0.0	0.0
TOTAL		16	0	0	0	0-0	0	0	0	0	0	0	0	0	0	0.0	0.0	0.0

Single Game Highs

Statistic	Value	
Rushing Attempts	1	vs Stanford 10/15/22
Receptions	5	vs South Carolina 12/30/22
Receptions Yards	80	vs Navy 11/12/22
Receptions Touchdowns	1	vs BYU 10/08/22, at Syracuse 10/29/22, vs Navy 11/12/22
Longest Reception	38	vs Navy 11/12/22



18
CHANCE TUCKER

CB • 5-11 3/4, 184 lbs • Junior/Sophomore
Encino, CA (Crespi Carmelite)



44
JUNIOR TUIHALAMAKA

DL • 6-1 7/8, 254 lbs • Sophomore/Sophomore
Granada Hills, CA (Bishop Alemany)

Tackles

SEASON	TEAM	GP	Tackles							Interceptions		Receptions						
			ua	a	total	td	pd	ff	fr	blk	sacks	int	rec	yds	td	lg	rec/g	yds/r
2022-23	ND	13	4	2	6	0-0	0	0	0	0	0	0	0	0	0	0.0	0.0	0.0
TOTAL		13	4	2	6	0-0	0	0	0	0	0	0	0	0	0	0.0	0.0	0.0

Single Game Highs

Statistic	Value	
Total Tackles	3	vs Boston College 11/19/22



2
CHRIS TYREE

WR • 5-9 1/2, 192 lbs • Senior/Senior
Chester, VA (Thomas Dale)

Scoring and Total Offense

SEASON	TEAM	gp	Scoring							Total Offense					
			td	rush	rcv	ret	pat	2pat	fg	total	avg/g	rush	pass	total	avg/g
2020-21	ND	12	4	4	0	0	0	0	0	24	2.0	496	0	496	41.3
2021-22	ND	12	4	1	2	1	0	0	0	24	2.0	222	0	222	18.5
2022-23	ND	13	5	3	2	0	0	0	0	30	2.3	444	0	444	34.2
TOTAL		37	13	8	4	1	0	0	0	78	2.1	1162	0	1162	31.4

Punting and All Purpose

SEASON	TEAM	gp	Punting			All Purpose							
			no.	yds	lg	avg/g	rush	rcv	pr	kr	ir	total	avg/g
2020-21	ND	12	0	0	0	0.0	496	65	0	458	0	1019	84.9
2021-22	ND	12	0	0	0	0.0	222	258	0	347	0	827	68.9
2022-23	ND	13	0	0	0	0.0	444	138	0	254	0	836	64.3
TOTAL		37	0	0	0	0.0	1162	461	0	1059	0	2682	72.5

Tackles

SEASON	TEAM	GP	Tackles							Interceptions		Receptions						
			ua	a	total	td	pd	ff	fr	blk	sacks	int	rec	yds	td	lg	rec/g	yds/r
2020-21	ND	12	0	0	0	0-0	0	0	0	0	0	0	0	0	0	0	0	0
2021-22	ND	12	1	0	1	0-0	0	0	0	0	0	0	0	0	0	0	0	0
2022-23	ND	13	0	0	0	0-0	0	0	0	0	0	0	0	0	0	0	0	0
TOTAL		37	1	0	1	0-0	0	0	0	0	0	0	0	0	0	0	0	0

Single Game Highs

Statistic	Value	
Rushing Attempts	17	at Boston College 11/14/20, vs California 09/17/22
Rushing Yards Net	109	vs Syracuse 12/05/20
Rushing Touchdowns	1	8 times
Longest Rushing	94	vs Syracuse 12/05/20
Receptions	6	vs Oklahoma St. 01/01/22
Receptions Yards	115	vs Oklahoma St. 01/01/22
Receptions Touchdowns	1	4 times
Longest Reception	55	vs Toledo 09/11/21
Longest Kick Return	96	vs Wisconsin 09/25/21
Total Tackles	1	vs Oklahoma St. 01/01/22



0
XAVIER WATTS

S • 5-11 3/4, 204 lbs • Senior/Junior
Omaha, NE (Harry A. Burke)

Tackles

SEASON	TEAM	GP	Tackles								Interceptions		Receptions						
			ua	a	total	tfl	pd	ff	fr	blk	sacks	int	rec	yds	td	lg	rec/g	yds/r	yds/g
2020-21	ND	2	0	0	0	0-0	0	0	0	0	0	0	0	0	0	0	0.0	0.0	0.0
2021-22	ND	11	11	4	15	0-0	0	0	0	0	0	0	0	0	0	0.0	0.0	0.0	
2022-23	ND	13	24	15	39	2-10	4	0	0	0	1	0	0	0	0	0.0	0.0	0.0	
TOTAL		26	35	19	54	2-10	4	0	0	0	1	0	0	0	0.0	0.0	0.0		

Single Game Highs

Statistic	Value	
Total Tackles	9	at Southern California 11/26/22
Total Sacks	1	vs Boston College 11/19/22
Total Tackles For Loss	1	vs Navy 11/12/22, vs Boston College 11/19/22



**2022-23 Notre Dame Football
Combined Team Statistics
All games**

Page 1/3
as of Aug 16, 2023

Team Results

Date	Opponent		Score	Att.
09/03/2022	at Ohio St.	L	10-21	106594
09/10/2022	Marshall	L	21-26	77622
09/17/2022	California	W	24-17	77622
09/24/2022	at North Carolina	W	45-32	50500
10/08/2022	vs BYU	W	28-20	62742
10/15/2022	Stanford	L	14-16	77622
10/22/2022	UNLV	W	44-21	73165
10/29/2022	at Syracuse	W	41-24	49861
11/05/2022	Clemson	W	35-14	77622
11/12/2022	vs Navy	W	35-32	62124
11/19/2022	Boston College	W	44-0	73503
11/26/2022	at Southern California	L	27-38	72613
12/30/2022	vs South Carolina	W	45-38	67383

Game Records

Record	Overall	Home	Away	Neutral
ALL GAMES	9-4	4-2	2-2	3-0
CONFERENCE	0-0	0-0	0-0	0-0
NON-CONFERENCE	9-4	4-2	2-2	3-0

Team Statistics

	ND	OPP
First Downs	281	231
Rushing	139	98
Passing	123	108
Penalty	19	25
Rushing Yardage	2458	1707
Rushing attempts	532	436
Average per rush	4.6	3.9
Average per game	189.1	131.3
TDs Rushing	25	16
Passing Yardage	2692	2574
Comp-Att-Int	211-338-11	232-395-10
Average per pass	8.0	6.5
Average per catch	12.8	11.1
Average per game	207.1	198.0
TDs Passing	25	20
Total offense	5150	4281
Average per play	5.9	5.2
Average per game	396.2	329.3
Kick returns: #-Yards	18-347	19-356
Punt returns: #-Yards	23-233	10-81
Int returns: #-Yards	10-132	11-242
Fumbles-Lost	10-7	12-5
Penalties-Yards	60-550	67-567
Punts-Avg	49-43.9	68-37.9
Time of possession / game	31:58	27:48
3rd-down conversion	83/176	61/168
4rd-down conversion	7/16	10/22
PAT-attempts	(49-49) 100%	(31-34) 91%
2-point conversion-attempts	(1-4) 25%	(2-5) 40%

Rushing

Player	gp	att	gain	loss	net	avg	td	lg	avg/g
Audric Estime	13	156	935	15	920	5.9	11	46	70.8
Logan Diggs	12	165	842	20	822	5.0	4	51	68.5
Chris Tyree	13	100	459	15	444	4.4	3	26	34.2
Tyler Buchner	3	36	171	48	123	3.4	4	21	41.0
Drew Pyne	11	47	194	86	108	2.3	2	21	9.8
Lorenzo Styles Jr.	13	3	49	0	49	16.3	0	22	3.8
Mitchell Evans	8	7	11	0	11	1.6	1	4	1.4
Gi'Bran Payne	4	2	5	0	5	2.5	0	3	1.3
Braden Lenzy	13	2	7	8	-1	-0.5	0	7	-0.1
Team	13	13	0	23	-23	-1.8	0	0	-1.8
Total	13	532	2673	215	2458	4.6	25	51	189.1
Opponents	13	436	2082	375	1707	3.9	16	74	131.3

Passing

Player	gp	effic	comp-att-int	pct	yds	td	lg	avg/g
Drew Pyne	11	155.3	164-254-6	64.6	2021	22	41	183.7
Tyler Buchner	3	121.2	46-83-5	55.4	651	3	75	217.0
Davis Sherwood	13	268.0	1-1-0	100.0	20	0	20	1.5
Total	13	147.2	211-338-11	62.4	2692	25	75	207.1
Opponents	13	125.1	232-395-10	58.7	2574	20	80	198.0

Receiving

Player	gp	no.	yds	avg	td	lg	avg/g
Michael Mayer	12	67	809	12.1	9	37	67.4
Lorenzo Styles Jr.	13	30	340	11.3	1	54	26.2
Jayden Thomas	13	25	361	14.4	3	38	27.8
Braden Lenzy	13	24	309	12.9	3	44	23.8
Chris Tyree	13	24	138	5.8	2	21	10.6
Logan Diggs	12	10	211	21.1	2	75	17.6
Deion Colzie	12	9	192	21.3	1	30	16.0
Audric Estime	13	9	135	15.0	1	36	10.4
Matt Salerno	13	5	62	12.4	1	31	4.8
Kevin Bauman	3	3	44	14.7	0	22	14.7
Mitchell Evans	8	3	39	13.0	1	18	4.9
Tobias Merriweather	7	1	41	41.0	1	41	5.9
Holden Staes	11	1	11	11.0	0	11	1.0
Total	13	211	2692	12.8	25	75	207.1
Opponents	13	232	2574	11.1	20	80	198.0

Interceptions

Player	no.	yds	avg	td	lg
Benjamin Morrison	6	97	16.2	1	96
Brandon Joseph	1	29	29.0	1	29
TaRiq Bracy	1	6	6.0	0	6
Marist Liufau	1	0	0.0	0	0
Clarence Lewis	1	0	0.0	0	0
Total	10	132	13.2	2	96
Opponents	11	242	22.0	3	100



**2022-23 Notre Dame Football
Combined Team Statistics
All games**

Page 2/3
as of Aug 16, 2023

Field Goals

Player	fg	pct.	01-19	20-29	30-39	40-49	50-99	lg	blk
Blake Grupe	14-19	73.7	0-0	5-5	3-4	6-10	0-0	47	0
Opponents	10-12	83.3	0-0	3-3	2-3	4-5	1-1	54	0

Scoring

Player	td	fg	PAT						pts
			kick	rush	rcv	pass	dxp	saf	
Blake Grupe	-	14-19	49-49	-	-	-	-	-	91
Audric Estime	12	-	-	-	-	-	-	-	72
Michael Mayer	9	-	-	-	-	-	-	-	54
Logan Diggs	6	-	-	-	-	-	-	-	36
Chris Tyree	5	-	-	-	-	-	-	-	30
Tyler Buchner	4	-	-	1	-	-	-	-	26
Braden Lenzy	3	-	-	-	-	-	-	-	18
Jayden Thomas	3	-	-	-	-	-	-	-	18
Drew Pyne	2	-	-	-	-	-	-	-	12
Mitchell Evans	2	-	-	-	-	-	-	-	12
Brandon Joseph	1	-	-	-	-	-	-	-	6
Matt Salerno	1	-	-	-	-	-	-	-	6
Deion Colzie	1	-	-	-	-	-	-	-	6
Lorenzo Styles Jr.	1	-	-	-	-	-	-	-	6
Prince Kollie	1	-	-	-	-	-	-	-	6
Tobias Merriweather	1	-	-	-	-	-	-	-	6
Benjamin Morrison	1	-	-	-	-	-	-	-	6
Total	53	14-19	49-49	1	0	0	0	1	413
Opponents	39	10-12	31-34	2	0	0	0	0	299

Score by Periods

Team	1st	2nd	3rd	4th	OT	TOT
Notre Dame	81	146	66	120	0	413
Opponents	78	46	67	108	0	299

Punting

Player	no.	yds	avg	lg	tb	fc	i20	50+	blk
Jon Sot	49	2151	43.9	75	3	28	21	13	0
Total	49	2151	43.9	75	3	28	21	13	0
Opponents	68	2574	37.9	67	3	21	17	14	7

Punt Returns

Player	no.	yds	avg	td	lg
Brandon Joseph	18	179	9.9	0	20
Matt Salerno	5	37	7.4	0	28
Total	23	233	10.1	1	28
Opponents	10	81	8.1	0	42

Kick Returns

Player	no.	yds	avg	td	lg
Chris Tyree	15	254	16.9	0	33
Lorenzo Styles Jr.	2	64	32.0	0	37
Audric Estime	1	29	29.0	0	29
Total	18	347	19.3	0	37
Opponents	19	356	18.7	0	28

All Purpose

Player	g	rush	rcv	pr	kr	ir	total	avg/g
Audric Estime	13	920	135	0	29	0	1084	83.4
Logan Diggs	12	822	211	0	0	0	1033	86.1
Chris Tyree	13	444	138	0	254	0	836	64.3
Michael Mayer	12	0	809	0	0	0	809	67.4
Lorenzo Styles Jr.	13	49	340	0	64	0	453	34.8
Jayden Thomas	13	0	361	0	0	0	361	27.8
Braden Lenzy	13	-1	309	0	0	0	308	23.7
Brandon Joseph	10	0	0	179	0	29	208	20.8
Deion Colzie	12	0	192	0	0	0	192	16.0
Tyler Buchner	3	123	0	0	0	0	123	41.0
Drew Pyne	11	108	0	0	0	0	108	9.8
Matt Salerno	13	0	62	37	0	0	99	7.6
Benjamin Morrison	13	0	0	0	0	97	97	7.5
Mitchell Evans	8	11	39	0	0	0	50	6.3
Kevin Bauman	3	0	44	0	0	0	44	14.7
Tobias Merriweather	7	0	41	0	0	0	41	5.9
Prince Kollie	13	0	0	17	0	0	17	1.3
Holden Staes	11	0	11	0	0	0	11	1.0
TaRiq Bracy	11	0	0	0	0	6	6	0.5
Gi'Bran Payne	4	5	0	0	0	5	1.3	
Total	13	2458	2692	233	347	132	5862	450.9
Opponents	13	1707	2574	81	356	242	4960	381.5

Total Offense

Player	g	plays	rush	pass	total	avg/g
Drew Pyne	11	301	108	2021	2129	193.5
Audric Estime	13	156	920	0	920	70.8
Logan Diggs	12	165	822	0	822	68.5
Tyler Buchner	3	119	123	651	774	258.0
Chris Tyree	13	100	444	0	444	34.2
Lorenzo Styles Jr.	13	3	49	0	49	3.8
Davis Sherwood	13	1	0	20	20	1.5
Mitchell Evans	8	7	11	0	11	1.4
Gi'Bran Payne	4	2	5	0	5	1.3
Braden Lenzy	13	2	-1	0	-1	-0.1
Total	13	870	2458	2692	5150	396.2
Opponents	13	831	1707	2574	4281	329.3

Team Defense

##	Player	gp	Tackles			tfl/yds	Sacks	Pass defense			Fumbles		blkd	
			ua	a	tot			int-yds	brup	qbh	fr-yds	ff	kick	saf
27	JD Bertrand	12	45	37	82	8.5-28	2-13	.	3	3
24	Jack Kiser	13	28	30	58	5.5-19	2.5-8	.	.	2	.	1	1	.
8	Marist Liufau	13	22	29	51	4.5-14	0.5-3	1-0	1	3	1-0	.	.	.



**2022-23 Notre Dame Football
Combined Team Statistics
All games**

Page 3/3
as of Aug 16, 2023

##	Player	gp	Tackles				Sacks	Pass defense			Fumbles		blkd	
			ua	a	tot	tfl/yds		no-yds	int-yds	brup	qbh	fr-yds	ff	kick
2	DJ Brown	13	27	21	48	0.5-2	.	.	2	1
7	Isaiah Foskey	12	23	22	45	14-90	11-80	.	.	6	1-0	1	2	.
28	TaRiq Bracy	11	25	14	39	6-14	1-7	1-6	1	1	.	1	.	.
9	Justin Ademilola	13	12	27	39	3.5-21	3-19	.	.	4	1-0	.	.	.
26	Xavier Watts	13	24	15	39	2-10	1-9	.	4
56	Howard Cross III	12	14	19	33	2.5-13	2-13	.	1	5	.	1	.	.
3	Houston Griffith	13	12	21	33	1-1
20	Benjamin Morrison	13	22	11	33	1-2	.	6-97	4
16	Brandon Joseph	10	15	15	30	.	.	1-29	1	1	.	1	.	.
57	Jayson Ademilola	11	9	20	29	5-25	3-18	.	.	4
6	Clarence Lewis	13	23	6	29	1-2	.	1-0	4	2	1-6	1	1	.
5	Cam Hart	11	17	8	25	3-7	.	.	4
99	Rylie Mills	13	8	16	24	6-31	3.5-27
11	Ramon Henderson	11	12	11	23	2-6	0.5-4	.	.	1	1-0	.	.	.
10	Prince Kollie	13	13	6	19	2.5-10	1.5-8	1	.
65	Chris Smith	13	10	7	17	0.5-1	1	.	.
97	Gabriel Rubio	12	6	11	17	4-9	.	.	.	2
31	Nana Osafo-Mensah	13	8	6	14	1-8	.	.	.	2	.	1	.	.
12	Jordan Botelho	13	9	2	11	6.5-24	4.5-19	.	.	4	.	.	1	.
52	Bo Bauer	5	5	4	9	0.5-1	1	.
21	Jaden Mickey	11	7	2	9
17	Jaylen Sneed	4	1	6	7	0.5-3
44	Junior Tuihalamaka	13	4	2	6
54	Jacob Lacey	4	3	2	5	2-18	2-18
0	Braden Lenzy	13	3	1	4
92	Aidan Keanaaina	1	2	1	3
34	Osita Ekwonu	3	2	.	2
90	Alexander Ehrensberger	12	.	2	2	1
47	Jason Onye	1	.	2	2
39	Jon Sot	13	1	.	1
65	Michael Vinson	13	.	1	1
52	Zeke Correll	12	1	.	1
87	Michael Mayer	12	1	.	1
16	Deion Colzie	12	1	.	1
4	Lorenzo Styles Jr.	13	1	.	1
22	Justin Walters	3	.	1	1
54	Blake Fisher	12	1	.	1
40	Joshua Burnham	1	.	1	1	0.5-3
42	Nolan Ziegler	1	.	1	1
92	Zac Yoakam	13	.	1	1
Totals		13	419	382	801	84-362	38-246	10-132	25	42	5-6	8	7	1
Opponents		13	474	414	888	55-206	21-128	11-242	31	23	7-0	5	0	0