



**NOTRE DAME
FIGHTING IRISH**
No. 11/13
4-1



**DUKE
BLUE DEVILS**
No. 17/16
4-0



Rece Davis
Kirk Herbstreit
Holly Rowe

**Notre Dame
Football
Radio
Network**

Paul Burmeister
Ryan Harris ('07)

IRISH ITEMS - BY THE NUMBERS

1st	The contest with Duke Saturday is the sixth game of the season for Notre Dame which is the program's the high-water mark for games played before the calendar turns to October. The Irish have the opportunity to match the 2015 team as the only Notre Dame teams to claim five victories in a season before October 1.
1	Saturday will be the eighth meeting between Notre Dame and Duke but the first with both teams ranked in the Associated Press Top 25. The Irish enter the weekend 11th, while Duke is 17th.
2	This weekend marks the second consecutive appearance of ESPN's College Game Day to preview a Notre Dame contest. It will be the 20th time that the show has featured the same team during the regular season on back-to-back weeks and the second time for Notre Dame (2002, at Air Force, at Florida State). See page 9 for more.
4	This weekend's prime time game is the second of four-straight night games for the Irish. The team has only played three night games in a row four times previously - and never faced four consecutive games in prime time. See page 8 for more.
6	Freshman running back Gi'Bran Payne has developed into a third-down specialist for the Irish this season and leads the team with six third-down conversions. See page 19 for a full list of third/fourth down conversions and defensive stops.
7	Junior tight end Mitchell Evans returned from a one-game absence in concussion protocol to lead the Irish with a career-high seven catches for 75 yards against Ohio State last weekend.
8	Senior defensive end Javontae Jean-Baptiste , who transferred to Notre Dame from Ohio State during the offseason, played perhaps his finest college football game against his former team last weekend. Jean-Baptiste tied for the team lead with eight tackles, posted two third-down stops, shared a fourth-down stop and added a quarter-back hurry. He is currently second on the team with 23 tackles this season.
14.3	The peak for millions of viewers of the Notre Dame - Ohio State game last weekend on NBC. The contest was the most-watched primetime regular season college football game since 2018 (excluding Labor Day weekend) with an average of 10.5 million viewers. It was the most-watched Notre Dame game on NBC since the 1993 match up between Notre Dame and Florida State.
29	Notre Dame is hoping to extend its 29-game regular-season win streak against Atlantic Coast Conference teams this weekend at Duke. The Irish have not lost a regular-season game to an ACC team since 2017. See page 12 for more.
91	Irish quarterback Sam Hartman has thrown 91 touchdown passes since 2021 - the most of any Power 5 quarterback.
124	Total career touchdown passes for Sam Hartman , who is on pace to finish as high as second on the all-time FBS passing touchdown list. Case Keenum owns the all-time record with 155, while Kellen Moore sits in second place at 142. See page 6 for more.

2023 SCHEDULE

Date	ND Rank	Opp Rank	Opponent	Location	TV	Time ET
8-26	13/13		vs. Navy	Aviva Stadium	W	42-3
9-2	13/13		Tennessee St.	Notre Dame Stadium	W	56-3
9-9	10/11		at NC State	Carter-Finley Stadium	W	45-24
9-16	9/11		Central Michigan	Notre Dame Stadium	W	41-17
9-23	9/9	6/4	Ohio State	Notre Dame Stadium	L	14-17
9-30	11/13	17/16	at Duke	Wallace Wade Stadium	ABC	7:30
10-7			at Louisville	L&N FCU Stadium	ABC	7:30
10-14		8/6	Southern Cal	Notre Dame Stadium	NBC	7:30
10-28			Pittsburgh	Notre Dame Stadium	NBC	3:30
11-4			at Clemson	Memorial Stadium	ABC	TBA
11-18			Wake Forest	Notre Dame Stadium	NBC	3:30
11-25			at Stanford	Stanford Stadium	TBA	TBA

NOTRE DAME - DUKE SERIES HISTORY

- Notre Dame and Duke will be meeting for the eighth time on Saturday night. The Irish lead the all-time series 5-2.
- Saturday marks the first time Notre Dame and Duke will meet with both teams in the Associated Press Top 25. The Irish enter this weekend 11th, while the Blue Devils are 17th.
- The Irish are 1-1 all-time at Duke, a 13-37 loss to the Blue Devils in 1961 (who claimed the ACC Championship that season) and a 38-7 victory in 2019.

MATCH UP DETAILS

- Notre Dame is 13-2 all-time on September 30, the most recent outing a 52-17 victory over Miami OH in 2017.
- Notre Dame is 25-7-1 (.773) all-time as the Associated Press 11th-ranked team. That includes a 5-3 mark against ACC teams. Most recently, the 11th-ranked Irish defeated unranked North Carolina 45-26 in 2006 and the unranked Tar Heels again 44-34 in 2021.
- Notre Dame is 11-10-1 (.523) all-time against the Associated Press 17th-ranked team. The most recent match up was a 41-30 setback at Michigan in 2013, with the most recent win a 20-13 overtime win against Stanford in 2012.
- Notre Dame is, for the first time in program history, playing a sixth game in a season before the month of October begins. The Irish had played five games before Oct. 1 six times - 2018 (5-0), 2017 (4-1), 2013 (3-2), 2007 (0-5), 2006 (4-1), 1995 (3-2).

NOTRE DAME NOTABLE NCAA STATISTICAL RANKINGS

First Downs	1st	114	Pts Resp.	S. Hartman	2nd, 96
Pass Eff. Def.	2nd	91.37	Pass TDs	S. Hartman	3rd, 14
Pass Yd Allowed	6th	149.4	Pass Eff.	S. Hartman	3rd, 200.9
Pass Eff.	5th	199.04	Yds Att	S. Hartman	6th, 10.75
Total Defense	7th	260.6	Pass Yds	S. Hartman	10th, 1,236
3rd Down Conv. %	10th	.537	Yds/Comp	S. Hartman	18th, 15.26
Red Zone Def.	10th	.562	Rcv TD	H. Staes	16th, 4
Scoring Defense	15th	12.8	Rsh Yds	A. Estimé	1st, 591
Total Offense	16th	508.8	Rsh Yds G	A. Estimé	9th, 118.2
Yds Per Comp	16th	14.97	Yds Carry	A. Estimé	4th, 7.68
Scoring Offense	18th	39.6	All Prpse	A. Estimé	26th, 129.2

NOTRE DAME OFFENSE

Pos.	No.	Name	Ht.	Wt.	Class	Elig.*
WR	83	Jayden Thomas	6-1½	221	Jr.	So.
	0	Deion Colzie	6-4¼	210	Jr.	Jr.
WR	4	Chris Tyree	5-9½	192	Sr.	Sr.
	19	Jaden Greathouse	6-1	204	Fr.	Fr.
LT	76	Joe Alt	6-8	322	Jr.	Jr.
	79	Tosh Baker	6-8	317	Sr.	Jr.
LG	78	Pat Coogan	6-5½	303	Jr.	So.
	74	Billy Schrauth	6-4½	311	So.	Fr.
C	52	Zeke Correll	6-3	306	Gr.	Sr.
	70	Ashton Craig	6-4¼	307	So.	Fr.
RG	50	Rocco Spindler	6-4⅝	314	Jr.	So.
	73	Andrew Kristofic	6-5¼	305	Gr.	Sr.
RT	54	Blake Fisher	6-6	315	Jr.	So.
	59	Aamil Wagner	6-6	288	So.	Fr.
TE	88	Mitchell Evans	6-5½	251	Jr.	Jr.
	13	Holden Staes	6-4¼	242	So.	So.
	38	Davis Sherwood	6-3	238	Jr.	Jr.
WR	5	Tobias Merriweather	6-4	204	So.	So.
	17	Rico Flores Jr.	6-0⅝	205	Fr.	Fr.
QB	10	Sam Hartman	6-1⅝	212	Gr.	*Sr.
	18	Steve Angeli	6-2¾	211	So.	Fr.
RB	7	Audric Estimé	5-11½	227	Jr.	Jr.
	3	Gi'Bran Payne	5-9⅝	208	So.	Fr.
or	24	Jadarian Price	5-10¾	206	So.	Fr.
or	22	Devyn Ford	5-11	200	Gr.	Sr.
or	12	Jeremiyah Love	5-11⅝	197	Fr.	Fr.

NOTRE DAME SPECIAL TEAMS

Pos.	No.	Name	Ht.	Wt.	Class	Elig.*
KO	32	Spencer Shrader	6-1¾	200	Gr.	Sr.
	92	Zac Yoakam	5-8	188	So.	So.
PK	32	Spencer Shrader	6-1¾	200	Gr.	Sr.
	92	Zac Yoakam	5-8	188	So.	So.
P	14	Bryce McFerson	6-1½	197	So.	Fr.
	43	Ben Krimm	6-1⅝	204	Gr.	Sr.
LS	65	Michael Vinson	6-2	242	Gr.	*Sr.
	51	Rino Monteforte	5-7	195	So.	So.

TWO-DEEP TIDBITS - OFFENSE

Jayden Thomas is the leading returning receiver for the Irish in 2023. He also is the leading receiver so far this season with 13 catches for 195 yards. He caught a career-long 39-yard pass against Central Michigan.

Chris Tyree has shifted to wide receiver after three years as a running back with the Irish. He has made a big play in each of Notre Dame's four victories this season. Tyree caught a 20-yard pass versus Navy, nabbed a 24-yard touchdown against TSU and keyed Notre Dame's two-minute drill at NC State with a 65-yard reception, which led to a ND score on the next play. Against CMU, he caught a career-best 76-yard touchdown pass.

True freshman **Jaden Greathouse** nabbed a 35-yard touchdown pass on his first career touch against Navy. He followed up with a 20-yard scoring catch later in the game. He is second on the team in touchdown receptions after a 13-yard scoring grab against NC State.

Joe Alt, the son of former NFL All-Pro John Alt, is one of four team captains for the Irish this season, has been selected as a consensus preseason All-American and is on the Outland, Lombardi and Walter Camp Award watch lists. See page 7 for more on Alt.

Pat Coogan made his first career start in just his second game played against Navy. He has helped the Irish average 198.8 rushing yards per game.

Zeke Correll has played guard and center during his career and now enters the season as one of the top snappers in the nation. He will make his 28th-career start on the Irish offensive line at Duke and is on the Rimington Award watch list.

Rocco Spindler joined Coogan to make his first career start at guard for the Irish against Navy and helped pave the way for 236 rushing yards against Central Michigan.

Blake Fisher one of the more athletic right tackles in the nation, Fisher combines with Joe Alt to provide Notre Dame one of the best offensive tackle bookends in the nation.

Mitchell Evans returned from missing the CMU game in concussion protocol to lead the Irish with seven catches for 75 yards - both career highs - against Ohio State. Evans also had a four-catch, 61-yard performance this year against Tennessee State. He also plays a key role in some of Notre Dame's short yardage packages by taking direct snaps. He rushed for five first downs and a touchdown from under center last season.

Holden Staes has three touchdown receptions over Notre Dame's last three games. He capped the scoring against Central Michigan with a four-yard catch which followed up his career-best game at NC State which included four catches for 115 yards and two touchdowns. Both of those touchdowns came from more than 30 yards (30, 45).

Rico Flores Jr. earned his first career start against Central Michigan and responded with early career-highs of three catches and 60 receiving yards. His first career touchdown reception against Ohio State provided the Irish their first lead of the game last weekend.

Sam Hartman continues his ascent up the FBS career passing touchdown and yardage lists this season. See page 6 for much more on Hartman.

Audric Estimé leads all FBS running backs with 591 rushing yards this season and owns three 100-yard performances in the first five games of the year.

Jadarian Price's first career carry against Navy was a 19-yard touchdown. His second career catch was a 40-yard touchdown reception vs. Tennessee State.

Spencer Shrader showed off his incredibly strong leg at NC State, connecting on a Notre Dame record 54-yard field goal in the first quarter, then just missing a 56-yard attempt later in the game. The 56-yard effort had plenty of distance and hit the left upright. Shrader followed up with a 50-yard field goal against Central Michigan.

Shrader is already tied for fifth on the Notre Dame career charts for 50-yard field goals with two. The school record is four held by Jonathan Doerer (2017-21) and Kyle Brindza (2011-14).

Bryce McFerson has a booming leg showed that off against NC State. He punted six times in the game, averaging 50.7 yards per attempt. He also posted a career-best 59-yard punt against the Wolfpack.

Michael Vinson is in his sixth year at Notre Dame and is one of the top long snappers in the nation. He has developed into a clear leader not only for the Irish special teams, but the entire roster.

NOTRE DAME DEFENSE

Pos.	No.	Name	Ht.	Wt.	Class	Elig.*
VYP	12	Jordan Botelho	6-2 ½	264	Sr.	Sr.
	44	Junior Tuihalamaka	6-1 ⅞	254	So.	So.
	40	Joshua Burnham	6-3 ½	248	So.	Fr.
DT	99	Rylie Mills	6-5 ⅞	306	Sr.	Sr.
	47	Jason Onye	6-5	294	Jr.	So.
	41	Donovan Hinish	6-1 ⅞	280	So.	Fr.
DT	56	Howard Cross III	6-0 ⅞	288	Gr.	Sr.
	97	Gabe Rubio	6-5 ¼	306	Jr.	So.
DE	1	Javontae Jean-Baptiste	6-4 ½	260	Gr.	*Sr.
or	31	Nana Osafo-Mensah	6-3 ⅞	264	Gr.	Sr.
	40	Joshua Burnham	6-3 ½	248	So.	Fr.
WILL	8	Marist Liufau	6-2 ¼	239	Gr.	Sr.
	23	Jaiden Ausberry	6-0 ⅞	224	Fr.	Fr.
MIKE	27	JD Bertrand	6-1	233	Gr.	Sr.
	34	Drayk Bowen	6-2	234	Fr.	Fr.
ROV	24	Jack Kiser	6-1 ⅞	232	Gr.	Sr.
	3	Jaylen Sneed	6-2	223	So.	Fr.
CB	5	Cam Hart	6-2 ½	207	Gr.	Sr.
	7	Jaden Mickey	5-11 ½	181	So.	So.
LS	2	DJ Brown	6-1 ¼	202	Gr.	Sr.
or	4	Antonio Carter II	5-11 ¾	207	Gr.	Sr.
or	13	Thomas Harper	5-10 ⅝	195	Gr.	*Sr.
RS	0	Xavier Watts	5-11 ¾	204	Sr.	Jr.
or	11	Ramon Henderson	6-1	196	Sr.	Sr.
CB	20	Benjamin Morrison	6-0 ¼	185	So.	So.
	29	Christian Gray	5-11 ¾	189	Fr.	Fr.
or	6	Clarence Lewis	5-11 ½	202	Sr.	Sr.

NOTRE DAME SPECIAL TEAMS

Pos.	No.	Name	Ht.	Wt.	Class	Elig.*
HLD	14	Bryce McFerson	6-1 ½	197	So.	Fr.
PR	4	Chris Tyree	5-9 ½	192	Sr.	Sr.
	7	Jaden Mickey	5-11 ½	181	So.	So.
KR	22	Devyn Ford	5-11	200	Gr.	Sr.
	24	Jadarian Price	5-10 ⅜	206	So.	Fr.

* - Super Senior

Note: Class years are academic enrollment; Eligibility is in regards to on the field.

TWO-DEEP TIDBITS - DEFENSE

Jordan Botelho has been active through three games from his defensive end position with 13 tackles, two sacks and a quarterback hurry.

Joshua Burnham is tied for the team lead in tackles-for-loss with two, while also posting a sack and two quarterback hurries.

Rylie Mills is No. 10 on The Athletic's Freak List for his work in the weight room and has been disruptive on the defensive line so far in 2023. Mills' timely sack against Navy in the fourth quarter pushed the Midshipmen back from the four-yard line that eventually led to a field goal.

Jason Onye posted an early-career-best game with five tackles against Tennessee State. He also blocked his first career field goal, preventing TSU points after the Irish fumbled a kick return and gifted the Tigers the ball at the ND 12-yard line.

Howard Cross III is third on the team with 22 tackles coming from the middle of the Irish defensive line.

Javontae Jean-Baptiste played perhaps the best game of his career against Ohio State last weekend, posting a career-high eight tackles. JJB has been consistent across the Irish defensive line all season and is second on the team in tackles (23) and leads the Irish with five quarterback hurries.

Nana Osafo-Mensah is a leader in the defensive line group and a steady force against the run.

Marist Liufau enters his second full season as a starter in 2023 and has been all over the field through the first five games of the year. He has 17 tackles on the season, two quarterback hurries and a forced fumble.

JD Bertrand missed the CMU game in concussion protocol and returned against Ohio State to tie for the team lead in tackles with eight.

Jack Kiser does a little bit of everything for the Irish defense, and can appear on the line or even as a spot safety if necessary. He leads the team with 28 tackles after piling up a career-best 10 while starting at Mike linebacker for JD Bertrand against Central Michigan.

Cam Hart was voted a captain by his teammates this season, and looks poised for a highly productive final season with the Irish. Among the most veteran defenders on the team (40 games played) Hart has 78 career tackles, 16 PBUs and two interceptions.

DJ Brown returned for a fifth year and is the 'quarterback' of the back seven for Notre Dame's defense. Brown picked off his fourth career pass against NC State, missed the CMU game with a leg injury but returned against Ohio State to finish with three tackles and two PBUs.

Xavier Watts has grown from a rookie wide receiver into one of Notre Dame's starting safeties. He nabbed his first career interception against NC State, setting the Irish up in the redzone.

Benjamin Morrison was a Freshman All-American last season, and is focused on taking his game to an even higher level in 2023. He intercepted his first pass of the season at NC State. See page 7 for more on Morrison.

The Irish defense is filled with talented younger players eager to make their mark with increased playing time in 2023. **Jaylen Sneed** loves to pressure the quarterback and get downhill on running situations. **Christian Gray**, a true freshman, has earned the trust of position coach Mike Mickens to be listed as a back up to Benjamin Morrison.

While those talented younger players are ready for their moment, there are three key veterans in the back seven of the defense who will play key roles. **Clarence Lewis** has played in 42 games at Notre Dame and scored his first career touchdown on a 33-yard interception return against Tennessee State.

Thomas Harper, a transfer from Oklahoma State, made his first start in an Irish uniform against TSU and followed up with a team-high seven tackles at NC State. He continued his playmaking moments with his first career sack against Central Michigan.

Antonio Carter II jumps up a level from Rhode Island and will provide the Irish safeties depth and contribute across the Irish special teams.

ALPHABETICAL ROSTER/PRONUNCIATIONS

No.	Name	Pronunciation
75	Sullivan Absher	
76	Joe Alt	
18	Steve Angeli	Ann-JELL-ee
33	Sam Assaf	Aye-saff
96	Cole Aubrey	
19	Marty Auer	like hour
23	Jaiden Ausberry	
79	Tosh Baker	
15	Ryan Barnes	
84	Kevin Bauman	Bauw-man
16	Micah Bell	Mike-ah
27	JD Bertrand	
12	Jordan Botelho	Bo-TELL-ho
34	Drayk Bowen	Drake BOE-enn
2	DJ Brown	
40	Joshua Burnham	
68	Michael Carmody	Car-mah-dee
4	Antonio Carter II	
77	Ty Chan	
0	Deion Colzie	
78	Pat Coogan	
37	Henry Cook	
52	Zeke Correll	core-elle
70	Ashton Craig	
56	Howard Cross III	
16	Dylan Devezin	DEV-eh-zen
48	Marcello Diomede	Mar-chell-oh Dee-oh-med-ee
26	Chase Dixon	
31	Bryan Dowd	
26	Isaiah Dunn	
28	Griffin Eifert	Eye-fert
7	Audric Estimé	Aw-drick Ess-tim-may
88	Mitchell Evans	
80	Jordan Faison	Fai-zonn
54	Blake Fisher	
23	Justin Fisher	
87	Cooper Flanagan	
17	Rico Flores Jr.	Ree-coh Floor-rez
22	Devyn Ford	Dev-in
95	Tyson Ford	
42	Henry Garrity	Gare (like stare)-itty
91	Aiden Gobaira	Ay-den Go-BYE-ruh
29	Christian Gray	
19	Jaden Greathouse	
13	Thomas Harper	
5	Cam Hart	
10	Sam Hartman	
11	Ramon Henderson	RAH-moan
41	Donovan Hinish	HIGH-nish
98	Devan Houston	Dev-in Houston (like the city)
56	Charles Jagusah	Jaw-goo-saw
14	Braylon James	
1	Javontae Jean-Baptiste	Ja-von-tay Szawn Bap-teest
92	Aidan Keanaaina	Key-aw-nah-eye-nah
27	Chase Ketterer	Ket-err-err
24	Jack Kiser	KYE-zerr
43	Ben Krimm	
73	Andrew Kristofic	Kris-TAH-fick
57	Andrew Kros	Cross

NUMERICAL ROSTER

No.	Name	Pos.	Ht.	Wt.	Cl.	Elg.	Hometown/High School
0	Deion Colzie	WR	6-4 ¼	210	Jr.	Jr.	McDonough, GA/Athens Academy
0	Xavier Watts	S	5-11 ¾	204	Sr.	Jr.	Omaha, NE/Harry A. Burke
1	Javontae Jean-Baptiste	DL	6-4 ½	260	Gr.	*Sr.	Spring Valley, NY/Bergen Catholic/Ohio State
2	DJ Brown	S	6-1 ¼	202	Gr.	*Sr.	Annapolis, MD/St. John's College
3	Gi'Bran Payne	RB	5-9 ½	208	So.	Fr.	Cincinnati, OH/LaSalle
3	Jaylen Sneed	LB	6-2	223	So.	Fr.	Hilton Head Island, SC/Hilton Head
4	Antonio Carter II	S	5-11 ¾	207	Gr.	Sr.	Orlando, FL/Oak Ridge/Rhode Island
4	Chris Tyree	WR	5-9 ½	192	Sr.	Sr.	Chester, VA/Thomas Dale
5	Cam Hart (C)	CB	6-2 ½	207	Gr.	Sr.	Baltimore, MD/Good Counsel
5	Tobias Merriweather	WR	6-4	204	So.	So.	West Camas, WA/Union
6	Clarence Lewis	CB	5-11 ½	202	Sr.	Sr.	Edison, NJ/Mater Dei
7	Audric Estime	RB	5-11 ½	227	Jr.	Jr.	Nyack, NY/St. Joseph Regional
7	Jaden Mickey	CB	5-11 ½	181	So.	So.	Eastvale, CA/Centennial
8	Marist Liufau	LB	6-2 ¼	239	Gr.	Sr.	Kalihi, HI/Punahou
8	Kenny Minchey	QB	6-1 ½	219	Fr.	Fr.	Hendersonville, TN/John Paul Pope II
9	Eli Raridon	TE	6-6 ¾	250	So.	So.	Des Moines, IA/Valley
10	Sam Hartman (C)	QB	6-1 ½	212	Gr.	*Sr.	Charlotte, NC/Oceanside Collegiate/Wake Forest
11	Ramon Henderson	S	6-1	196	Sr.	Sr.	Bakersfield, CA/Liberty
11	KK Smith	WR	5-11	168	Fr.	Fr.	Frisco, TX/Reedy
12	Jordan Botelho	LB	6-2 ½	264	Sr.	Sr.	Honolulu, HI/Saint Louis
12	Jeremiah Love	RB	5-11 ¾	197	Fr.	Fr.	St. Louis, MO/Christian Brothers
13	Thomas Harper	S	5-10 ½	195	Gr.	*Sr.	Knoxville, TN/Karns/Oklahoma State
13	Holden Staes	TE	6-4 ¼	242	So.	So.	Atlanta, GA/The Westminster School
14	Braylon James	WR	6-2 ½	202	Fr.	Fr.	Austin, Texas/Stony Point
14	Bryce McFerson	P	6-1 ½	197	So.	Fr.	Indian Trail, NC/Metrolina Christian Academy
15	Ryan Barnes	CB	6-1 ¾	186	Jr.	So.	Gaithersburg, MD/Quince Orchard
16	Micah Bell	CB	5-9 ½	173	Fr.	Fr.	Houston, TX/The Kinkaid School
16	Dylan Devezin	QB	6-1 ½	222	So.	So.	New Orleans, LA/St. Augustine
17	Rico Flores Jr.	WR	6-0 ½	205	Fr.	Fr.	North Highlands, CA/Folsom
17	Brenan Vernon	DL	6-4 ¾	259	Fr.	Fr.	Mentor, OH/Mentor
18	Steve Angeli	QB	6-2 ¾	211	So.	Fr.	Westfield, NJ/Bergen Catholic
18	Chance Tucker	CB	5-11 ¾	184	Jr.	So.	Encino, CA/Crespi Carmelite
19	Marty Auer	S	5-11 ½	200	Jr.	Jr.	Glenview, IL/Loyola Academy
19	Jaden Greathouse	WR	6-1	204	Fr.	Fr.	Austin, Texas/Westlake
20	Benjamin Morrison	CB	6-0 ¼	185	So.	So.	Phoenix, AZ/Brophy Prep
21	Adon Shuler	S	5-11 ½	208	Fr.	Fr.	Irvington, NJ/Irvington
22	Devyn Ford	RB	5-11	200	Gr.	Sr.	Stafford, VA/North Stafford/Penn State
22	Ben Minich	S	5-11 ¾	193	Fr.	Fr.	West Chester, OH/Lakota West
23	Jaiden Ausberry	LB	6-0 ½	224	Fr.	Fr.	Baton Rouge, LA/University Laboratory School
23	Justin Fisher	TE	6-1 ¾	237	So.	So.	Mishawaka, IN/Mishawaka
24	Jack Kiser	LB	6-1 ½	232	Gr.	Sr.	Royal Center, IN/Pioneer
24	Jadarian Price	RB	5-10 ¾	206	So.	Fr.	Denison, TX/Denison
25	Preston Zinter	LB	6-2	232	Fr.	Fr.	North Andover, MA/Central Catholic
26	Chase Dixon	WR	5-11 ¾	183	Sr.	Sr.	Rockford, IL/Boylan Central Catholic
26	Isaiah Dunn	CB	5-11	179	So.	So.	Santa Fe Springs, CA/St. Paul
27	JD Bertrand (C)	LB	6-1	233	Gr.	Sr.	Alpharetta, GA/Blessed Trinity
27	Chase Ketterer	RB	5-11 ¾	208	Sr.	Sr.	New Carlisle, IN/New Prairie
28	Griffin Eifert	WR	6-0 ½	209	Sr.	Sr.	Fort Wayne, IN/Bishop Dwenger
28	Luke Talich	DB	6-3 ½	198	Fr.	Fr.	Cody, WY/Cody
29	Christian Gray	CB	5-11 ¾	189	Fr.	Fr.	St. Louis, MO/De Smet Jesuit
29	Matt Salerno	WR	6-0 ½	199	Gr.	*Sr.	Valencia, CA/Crespi Carmelite
30	Skip Velotta	RB	5-8 ¾	209	Gr.	Sr.	Cleveland, OH/St. Ignatius
31	Nana Osafo-Mensah	DL	6-3 ½	264	Gr.	Sr.	Fort Worth, TX/Nolan Catholic
31	Bryan Dowd	P	6-3	175	Sr.	Sr.	Willow Springs, IL/Fenwick
32	Chris Salerno	K	5-10 ½	203	Jr.	Jr.	Valencia, CA/Crespi Carmelite
32	Spencer Shrader	K	6-1 ¾	200	Gr.	Sr.	Lithia, FL/Newsome/USF
33	Sam Assaf	RB	6-1	200	Gr.	Sr.	Atlanta, GA/Pace Academy
33	Tre Reader	LB	6-0 ¾	214	So.	So.	Tampa, FL/Berkeley Prep
34	Drayk Bowen	LB	6-2	234	Fr.	Fr.	St. John, IN/Andean HS

ALPHABETICAL ROSTER/PRONUNCIATIONS

No.	Name	Pronunciation
6	Clarence Lewis	
8	Marist Liufau	Lee-UH-fauw
12	Jeremiah Love	
14	Bryce McFerson	Mc-fuhr-son
5	Tobias Merriweather	
7	Jaden Mickey	
99	Rylie Mills	
8	Kenny Minchey	Minn-shee
22	Ben Minich	Minn-ick
51	Rino Monteforte	Reno (like the city) Montah-fort-tay
20	Benjamin Morrison	
93	Armel Mukam	Moo-cam
53	Quinn Murphy	
47	Jason Onye	Own-yay
45	Kobi Onyike	Own-you-kay
31	Nana Osafo-Mensah	Nah-nah Os-SAH-fo-men-sah
64	Joe Otting	Ott (like otter)-ing
3	Gi'Bran Payne	Gih-bron (like LeBron)
72	Sam Pendleton	
81	Jack Polian	Pole-lian
24	Jadarian Price	Jah-DAR (like dart)-ee-an
9	Eli Raridon	Rare-i-don
33	Tre Reader	Reed-err
58	Grant Ristoff	Wrist-off
97	Gabriel Rubio	
46	Jerry Rullo	Rule-oh
32	Chris Salerno	
29	Matt Salerno	
35	Hakim Sanfo	Hah-keem
36	Eddie Scheidler	SHIDE-ler
82	Leo Scheidler	SHIDE-ler
74	Billy Schrauth	sh-ROUTH
89	Charlie Selna	
38	Davis Sherwood	
32	Spencer Shrader	Sh-RAID-err
21	Adon Shuler	Uh-donn
11	KK Smith	
3	Jaylen Sneed	
50	Rocco Spindler	
13	Holden Staes	Stays
28	Luke Talich	Taal (like tally)-ich
55	Chris Terek	
83	Jayden Thomas	
51	Boubacar Traore	Boob-ah-car Tray-or-ree
18	Chance Tucker	
44	Junior Tuihalamaka	Tooye-ah-la-maka
4	Chris Tyree	
30	Skip Velotta	like lotta
17	Brenan Vernon	
65	Michael Vinson	
59	Aamil Wagner	Ah-meal
0	Xavier Watts	Ex-avier
86	Alex Whitman	
71	Brennan Wicks	
39	Andrew Yanoshak	
92	Zac Yoakam	Yo-cam
42	Nolan Ziegler	Zeeg-luhr
25	Preston Zinter	

NUMERICAL ROSTER

No.	Name	Pos.	Ht.	Wt.	Cl.	Elg.	Hometown/High School
35	Hakim Sanfo	TE	6-4 5/8	235	Sr.	Sr.	Alexandria, VA/Mount Vernon
36	Eddie Scheidler	S	5-10 1/8	190	Gr.	Sr.	Lake Forest, IL/Lake Forest
37	Henry Cook	WR	5-9 5/8	184	Sr.	Sr.	Shaker Heights, OH/St. Ignatius
38	Davis Sherwood	TE	6-3	238	Jr.	Jr.	Hightstown, NJ/Good Counsel
39	Andrew Yanoshak	TE	6-1 7/8	231	Jr.	Jr.	Bedford, PA/Bishop Guilfoyle
40	Joshua Burnham	DL	6-3 1/2	248	So.	Fr.	Traverse City, MI/Traverse City Central
41	Donovan Hinich	DL	6-1 5/8	280	So.	Fr.	Pittsburgh, PA/Central Catholic
42	Nolan Ziegler	LB	6-3	234	So.	Fr.	Caledonia, MI/Catholic Central
42	Henry Garrity	TE	6-3 1/8	229	Fr.	Fr.	Bloomfield Hills, MI/Brother Rice
43	Ben Krimm	P	6-1 1/8	204	Gr.	Sr.	Columbus, OH/Upper Arlington/Penn
44	Junior Tuihalamaka	DL	6-1 7/8	254	So.	So.	Granada Hills, CA/Bishop Alemany
45	Kobi Onyike	DL	6-4	285	So.	So.	Richmond, VA/Benedictine College Prep
46	Jerry Rullo	LB	6-0 7/8	214	So.	So.	Havertown, PA/Penn Charter
47	Jason Onye	DL	6-5	294	Jr.	So.	North Providence, RI/Bishop Hendricken
48	Marcello Diomede	K	6-0 3/8	185	Fr.	Fr.	Glen Ellyn, IL/Glenbard West
50	Rocco Spindler	OL	6-4 5/8	314	Jr.	So.	Clarkston, MI/Clarkston
51	Rino Monteforte	LS	5-7	195	So.	So.	Uniondale, NY/Kellenberg Memorial
51	Boubacar Traore	DL	6-4	237	Fr.	Fr.	Boston, MA/Catholic Memorial
52	Zeke Correll	OL	6-3	306	Gr.	Sr.	Cincinnati, OH/Anderson
53	Quinn Murphy	OL	6-5 1/4	312	Gr.	Sr.	Duxbury, MA/Duxbury
54	Blake Fisher	OL	6-6	315	Jr.	So.	Avon, IN/Avon
55	Chris Terek	OL	6-5 1/8	316	Fr.	Fr.	Glen Ellyn, IL/Glenbard West
56	Howard Cross III	DL	6-0 7/8	288	Gr.	Sr.	Paramus, NJ/St. Joseph Regional
56	Charles Jagusah	OL	6-7 1/4	330	Fr.	Fr.	Rock Island, IL/Alleman
57	Andrew Kros	LS	6-3 1/8	229	Fr.	Fr.	Louisville, KY/St. Xavier
58	Grant Ristoff	DL	6-2 7/8	271	Fr.	Fr.	Ladera Ranch, CA/JSerra Catholic/Penn
59	Aamil Wagner	OL	6-6	288	So.	Fr.	Yellow Springs, OH/Wayne
64	Joe Otting	OL	6-3 1/8	289	Fr.	Fr.	Topeka, KS/Hayden
65	Michael Vinson	LS	6-2	242	Gr.	*Sr.	Winnetka, IL/New Trier
68	Michael Carmody	OL	6-5 1/2	291	Sr.	Jr.	Mars, PA/Mars Area
70	Ashton Craig	OL	6-4 1/4	307	So.	Fr.	Lawrenceburg, IN/Lawrenceburg
71	Brennan Wicks	OL	6-5	261	Sr.	Sr.	Forestville, MD/Bishop McNamara
72	Sam Pendleton	OL	6-4 1/8	314	Fr.	Fr.	Lawsonville, NC/Reagan
73	Andrew Kristofic	OL	6-5 1/4	305	Gr.	Sr.	Gibsonia, PA/Pine-Richland
74	Billy Schrauth	OL	6-4 1/2	311	So.	Fr.	Campbellsport, WI/St. Mary's Springs
75	Sullivan Absher	OL	6-6 5/8	326	Fr.	Fr.	Belmont, NC/South Point
76	Joe Alt (C)	OL	6-8	322	Jr.	Jr.	North Oaks, MN/Totino-Grace
77	Ty Chan	OL	6-5	308	So.	Fr.	Lowell, MA/Lawrence Academy
78	Pat Coogan	OL	6-5 1/8	303	Jr.	So.	Palos Heights, IL/Marist
79	Tosh Baker	OL	6-8	317	Sr.	Jr.	Scottsdale, AZ/Pinnacle
80	Jordan Faison	WR	5-10 1/8	182	Fr.	Fr.	Fort Lauderdale, FL/Pine Crest
81	Jack Polian	WR	6-0 1/8	185	Jr.	Jr.	Ponte Vedra, FL/Ponte Vedra
82	Leo Scheidler	WR	6-0	188	So.	So.	Lake Forest, IL/Lake Forest
83	Jayden Thomas	WR	6-1 1/2	221	Jr.	So.	Paulding County, GA/Pace Academy
84	Kevin Bauman	TE	6-4 1/2	256	Sr.	Jr.	Red Bank, NJ/Red Bank Catholic
86	Alex Whitman	WR	6-2	189	Fr.	Fr.	Highstown, NJ/The Peddie School
87	Cooper Flanagan	TE	6-5 7/8	262	Fr.	Fr.	Pleasant Hill, CA/De La Salle
88	Mitchell Evans	TE	6-5 1/8	251	Jr.	Jr.	Wadsworth, OH/Wadsworth
89	Charlie Selna	TE	6-6 1/8	248	Sr.	Sr.	Atherton, CA/Sacred Heart Prep
91	Aiden Gobaira	DL	6-5	256	So.	Fr.	Fairfax, VA/Chantilly
92	Aidan Keanaaina	DL	6-3	309	Sr.	Jr.	Brighton, CO/J.K. Mullen
92	Zac Yoakam	K	5-8	188	So.	So.	Upper Arlington, OH/Upper Arlington
93	Armel Mukam	DL	6-3	280	Fr.	Fr.	La Prairie, Quebec, Canada/Woodberry Forest School
95	Tyson Ford	DL	6-3 7/8	274	So.	Fr.	St. Louis, MO/John Burroughs
96	Cole Aubrey	DL	6-0 5/8	230	Gr.	Sr.	Laguna Niguel, CA/St. John Bosco/Princeton
97	Gabriel Rubio	DL	6-5 1/4	306	Jr.	So.	St. Louis, MO/Lutheran of St. Charles County
98	Devan Houston	DL	6-4	292	Fr.	Fr.	Mississauga, Ontario, Canada/St. James School
99	Rylie Mills	DL	6-5 1/8	306	Sr.	Sr.	Lake Bluff, IL/Lake Forest

SAM HARTMAN

- Has thrown 14 touchdowns and zero interceptions this season, ranks just behind Washington’s Micheal Penix Jr. (16 TDs, 0 ints), SC’s Caleb Williams (15 TDs, 0 ints) and ahead of Washington State’s Cameron Ward (13 TDs, 0 ints) for the FBS lead.
- Is 13-18 passing in the fourth quarter this season for 161 yards and five touchdowns.
- The 14 passing TDs without a interception is the best Notre Dame streak to start a season, surpassing Jimmy Clausen’s nine passing TDs without an interception to start the 2009 season. The best overall streak in Notre Dame history, regardless of where it took place in the season, was 22 touchdowns without an interception by Brady Quinn in 2006.
- Leads all active FBS quarterbacks in career touchdowns (124) and passing yardage (14,203).
- The first Notre Dame quarterback to throw 14 touchdown passes in a season’s first five games.
- Is just the ninth FBS quarterback to throw for over 13,000 yards with 120 touchdown passes in a career.
- Holds Wake Forest records for career completions, attempts, total touchdowns and total yards.
- Owns an ACC-record 21 career 300-yard passing performances.
- Has a 39-game streak of games in which he is responsible for at least one touchdown, a streak which leads all active FBS players.
- Second behind Oregon’s Bo Nix (51) in active career quarterback starts with 50.
- The 2022 Brian Piccolo Award Winner, which is given annually to the “most courageous” football player in the ACC. Hartman earned the award by making his way back to the field after being diagnosed with Paget-Schroetter syndrome (effort thrombosis). Hartman missed much of the month of August in 2022 and the ‘22 Wake Forest season-opener.
- Announced his decision to graduate transfer to Notre Dame for his final season of eligibility on January 5, 2023.
- Joined Jack Coan (2021 vs. Florida State) and Ron Powlus (1994 vs. Northwestern) as the only two Irish quarterback to throw four touchdowns in their debuts with the program.

HARTMAN 2023 NCAA STATISTICAL RANKINGS

2nd	Points Resp. For	96
3rd	Pass TDs	14
3rd	Pass Efficiency	200.9
6th	Yard Per Att	10.75
10th	Passing Yards	1,236
8th	Points Resp./Game	19.2
18th	Yards Per Comp	15.26
21st	Completion Percentage	.704

HARTMAN ON ACTIVE FBS CAREER CHARTS

TOUCHDOWN PASSES

	Player	Team	TD Passes
1	Sam Hartman	Notre Dame	124
2	Dillon Gabriel	Oklahoma	107
3	Will Rogers	Mississippi State	88
4	Layne Hatcher	Ball State	84
5	Grayson McCall	Coastal Carolina	83

PASSING YARDS

	Player	Team	Passing Yards
1	Sam Hartman	Notre Dame	14,203
2	Dillon Gabriel	Oklahoma	12,427

3	Bo Nix	Oregon	12,013
4	Will Rogers	Mississippi State	11,668
5	Kedon Slovis	BYU	10,990

PASSING YARDS/GAME

	Player	Team	Passing Yards/Game
1	Will Rogers	Mississippi State	299.2
2	Dillon Gabriel	Oklahoma	295.9
3	Seth Henigan	Memphis	285.7
4	Michael Penix Jr.	Washington	283.1
5	Sam Hartman	Notre Dame	268.0

CAREER NCAA RANKINGS

Hartman has thrown for 124 touchdowns in his career, including 38 scoring throws in 2022 and 39 in 2021. The NCAA record for career touchdown passes is 155 by Case Keenum from 2007-11.

NCAA CAREER TOUCHDOWN LEADERS

	Player	Team	Years	GP	Pass TDs
1	Case Keenum	Houston	2007-11	57	155
2	Kellen Moore	Boise State	2008-11	53	142
3	Graham Harrell	Texas Tech	2005-08	45	134
4	Colt Brennan	Hawaii	2005-07	38	131
	Rakeem Cato	Marshall	2011-14	53	131
6	Baker Mayfield	Texas Tech/Oklahoma	2013, 2015-17	48	131
7	Sam Hartman	Wake Forest/Notre Dame	2018-active	52	124
8	Landry Jones	Oklahoma	2009-12	52	123
9	Ty Detmer	BYU	1988-91	46	121
10	Aaron Murray	Georgia	2010-13	52	121

NCAA CAREER PASSING YARDAGE LEADERS

	Player	Team	Years	GP	Pass Yds
1	Case Keenum	Houston	2007-11	57	19,217
2	Timmy Chang	Hawaii	2000-04	53	17,072
3	Landry Jones	Oklahoma	2009-12	52	16,646
4	Graham Harrell	Texas Tech	2005-08	45	15,793
5	Ty Detmer	BYU	1988-91	46	15,031
6	Kellen Moore	Boise State	2008-11	53	14,667
7	Baker Mayfield	Texas Tech/Oklahoma	2013, 2015-17	48	14,607
8	Luke Falk	Washington State	2013-17	43	14,486
9	Sam Hartman	Wake Forest/Notre Dame	2018-active	51	14,203
10	Colt Brennan	Hawaii	2005-07	38	14,193
11	Rakeem Cato	Marshall	2011-14	53	14,079

AUDRIC ESTIMÉ

ESTIMÉ 2023 NCAA STATISTICAL RANKINGS

1st	Rushing Yards	591
4th	Yards Per Carry	7.68
9th	Rushing Yards/Game	118.2
17th	Rushing TDs	5
26th	All Purpose Yards	129.2
31st	Total Touchdowns	5

- Junior Audric Estimé led the 2022 Irish rushing attack with 920 yards, averaging 5.9 yards-per-carry and logging 11 rushing touchdowns.
- Estimé is leading the Irish in rushing this season as well, earning 95 yards against Navy, 116 against Tennessee State, matching his career high with 134 yards at NC State and then following up with his career-best 176 yards versus Central Michigan.
- With six 100-yard performances in his career, Estimé has surpassed the century mark rushing in three straight games before last weekend – which is a personal-best streak. In fact, Estimé rushed for 95 yards in the first game of the year against Navy and also has posted a game with 95 and 97 yards in 2022.
- Estimé gets stronger as the game progresses. He has 18 rushes in the fourth quarter this season for 142 yards (8.2 average) and one touchdown. He has six carries that came between his 16th and 20th carry of the game this season and on those six attempts has rushed for 82 yards (13.7 average).

RUNNING BACK GROUP

Notre Dame’s running group is led by Audric Estimé but the group is young, talented and showing what they are capable of when their opportunity arises.

- Estimé (7.7) combines with Jeremiyah Love (6.8) and Jadarian Price (5.2) to give Notre Dame three running backs averaging over 5.0 yards per carry with 19 or more carries this season. The Irish are one of just six Power 5 teams in the nation with three backs putting up those numbers, joining Arizona, Duke, Miami FL, Oregon and Tennessee.
- Gi’Bran Payne and Jadarian Price both have a rushing touchdown and receiving touchdown this season. Of Power 5 teams, only Notre Dame, Clemson and BYU can boast two running backs who have caught and run for a touchdown this season.

BENJAMIN MORRISON

- Sophomore Benjamin Morrison led the Irish with six interceptions in 2022, earning consensus Freshman All-America honors.
- Morrison intercepted his first pass of the season against NC State.
- He was named the Walter Camp Player of the Week after his dominating performance against No. 5 Clemson, setting up Notre Dame’s third touchdown with his first career interception, then picking off another pass and returning it 96 yards for a touchdown. He also contributed a career-best seven tackles and a PBU against the Tigers.
- His six interceptions in 2022 were the most for an Irish player since Manti Te’o picked off seven passes on his way to finishing second in the 2021 Heisman Trophy balloting. It also is the most for an Irish cornerback since Cole Luke intercepted four passes in 2014.
- The six interceptions were the third-most for any FBS defensive player in 2022 and tied for the most of any Power 5 defensive back.
- Shares the Notre Dame single-game record for interceptions in a game with 15 other players, picking off three Boston College passes during the 2022 home finale. He ended the Eagles first drive with an interception, then took away a BC

scoring chance with an interception in the end zone later in the first quarter. Finally, in the midst of a snow storm in the second half, Morrison earned his third interception tracking down an overthrown screen pass.

JADEN GREATHOUSE

True freshman wide receiver Jaden Greathouse was the first freshman wideout to catch two touchdown passes in his first career game against Navy on Aug. 26. He also became just the fifth Irish wide receiver to catch two touchdown passes in a season-opener since 1996.

Michael Floyd did it twice, nabbing three scores in the ‘09 opener against Nevada then starting the 2011 season with two scoring receptions against USF. Davaris Daniels caught two touchdowns in the 2013 opener against Temple, Will Fuller caught two against Texas in 2015 and Equanemious St. Brown followed up in 2016 with two against the Longhorns.

TEAM CAPTAINS

Notre Dame announced the selection of four captains for the 2023 season – junior offensive tackle **Joe Alt**, senior linebacker **JD Bertrand**, senior cornerback **Cam Hart** and graduate student quarterback **Sam Hartman**.

Bertrand becomes the 27th two-time captain in program history. Hartman has now earned captaincy status from his fellow teammates in the last four seasons – 2020, 2021 and 2022 at Wake Forest and now in 2023 at Notre Dame.

JOE ALT

Alt’s first snaps in a Notre Dame uniform came as a tight end as a true freshman in Notre Dame’s first game of the 2021 season at Florida State. Another true freshman, Blake Fisher, had earned the start in that contest but suffered an injury that would sideline him until the Fiesta Bowl.

Alt started to get more focused work at left tackle, moved into the starting lineup at Virginia Tech (the sixth game of his freshman season) and quickly established himself as one of the top young offensive linemen in the nation.

Fisher returned for the bowl game, but at right tackle and Alt followed up his rookie year with a sensational 2022, earning numerous All-America nominations at the end of the season.

In the past two seasons, Alt has performed 544 (according to Pro Football Focus) pass block sets without allowing a single sack (and surrendered just nine pressures over that same time frame). PFF currently ranks him as the second-best offensive tackle in college football.

COACHING STAFF CHANGES

Notre Dame welcomes back a former staff member (who was an analyst in his previous time with the program) in addition to two brand new faces to the Irish coaching staff. Marty Biagi assumes the special teams coordinator role after serving as a special teams analyst with the Irish in 2016. He replaces Brian Mason who moved to the Indianapolis Colts in the NFL.

Gino Guidugli, the Bob and Leslie Mohr Family Quarterbacks Coach and Pass Game Coordinator takes the quarterback room reins from Tommy Rees, who is now the offensive coordinator at Alabama.

Joe Rudolph has also joined the Irish staff at the Joe Moore Offensive Line Coach. He steps in for Harry Hiestand, who retired after the 2022 season.

While not a new face, Gerad Parker – in his second year at Notre Dame – continues his work with the tight ends and will also serve as the John and Bobbie Arlotta Family Offensive Coordinator.

Along with those staff changes, selected members of the returning Irish coaching staff assumed new titles. Deland McCullough added Run Game Coordinator and Mike Mickens is the Defensive Pass Game Coordinator.

YEAR TWO OF A GOLDEN DEFENSE

Notre Dame will enter the season with the same defensive coordinator for the second consecutive year, something that has not occurred since the 2020 season.

Clark Lea left after the 2020 season to be the head coach at Vanderbilt. He was replaced by Marcus Freeman who was promoted to head coach at the conclusion of the '21 regular season.

In 2023, Al Golden will enter his second year as the head of the Irish defense and hopes to get that second-year-in-the-system bounce.

Golden's first Irish defense was a solid 21st overall in total defense in '22, bolstered by a rush defense that held Notre Dame's opponents under 200 total rushing yards per game for the first time since 2019.

Lea held the defensive coordinator spot for three seasons, in his second (2019) the Irish moved from 30th overall in defense to 18th. The rush defense surged from 44th to third.

Some notes on the Irish defense thus far in 2023:

- The Irish defense has started the season in fine form thus far, ranking second the country in pass efficiency defense (91.37), sixth in total passing yards allowed (149.4), seventh in total defense (260.6) and 15th in scoring defense (12.8).
- Notre Dame has held all five opponents they have faced this year to less than 150 yards rushing, a feat that has only occurred eight times since 1996. In terms of first five games of the year, it matches 1999 for the best streak of holding the opposing team below 150 rushing yards in a game to start the year.
- The Irish have reversed a weakness from the 2022 season. Notre Dame ranked 129th out of 130 FBS teams in red zone defense last season. In a bizarre anomaly, Notre Dame was among the leaders in the nation in limiting opponent Red Zone chances (just 34 in 2022, which was as many allowed as Michigan and Georgia) but opponents came away with points 32 times. This season, the Irish are 10th in the country in red zone defense at .562 (16 chances, 9 scores, just 5 touchdowns).
- Notre Dame is 15th in the country in scoring defense at 12.8 ppg and held each opponent this season well under its average points scored in their other games this season:

Opponent	vs. Notre Dame	All Other Games	Ppg Difference
Navy	3	24.0	-21
Tennessee State	3	25.5	-22.5
NC State	24	31	-7
Central Michigan	17	28.6	-11.6
Ohio State	17	40.3	-23.3

EXPERIENCE CHART

In 2022 the Notre Dame roster would finish the season with seven players logging over 50 games played in their career, including defensive back Houston Griffith, who ended his career as the all-time games played leader at Notre Dame with 62.

The Irish roster this season is led by DJ Brown's 51 games played and has been injected with three transfer veterans that boast over 45 career games played:

Player	Games Played	Starts
Sam Hartman	53	50
Javontae Jean-Baptiste	52	11
DJ Brown	51	15
Spencer Shrader	49	n/a
Jack Kiser	45	17
Michael Vinson	45	n/a
Thomas Harper	47	12
JD Bertrand	42	27

IRISH WILL PLAY 500TH GAME IN NOTRE DAME STADIUM IN 2023

Since the first season of competition in Notre Dame Stadium in 1930, Notre Dame is 373-117-5 (.759) in the facility and will play the 500th game in 'The House That Rockne Built' against Wake Forest on November 18th.

Here are the other 'milestone' games in Notre Dame Stadium -

- Game 100: No. 2 Notre Dame 21, No. 4 Texas 0 - Sept. 25, 1954 - the first game of the Terry Brennan era at Notre Dame.
- Game 200: No. 5 Notre Dame 48, Air Force 15 - Nov. 22, 1973 - this game is memorable as it was the last non-sellout of Notre Dame Stadium before the program's sell out streak ended at 243 games on Nov. 16, 2019. The Irish and Falcons met on Thanksgiving Weekend in front of 57,236 fans (the capacity of Notre Dame Stadium in 1973 was 59,075).
- Game 300: No. 13 Tennessee 35, No. 5 Notre Dame 34 - Nov. 19, 1991 - the only game on this list that Notre Dame fans would like to forget. The Volunteers rallied from a 31-7 deficit and partially blocked Notre Dame's potential game-winning field goal as time expired.
- Game 400: Notre Dame 21, San Diego State 13 - the first game of the 2008 season.

NOTRE DAME FOOTBALL AT NIGHT

Notre Dame's prime time game with Duke this weekend marks the second of an unprecedented four consecutive night games the Irish will take part in this season. Here is some history and perspective on Notre Dame football in prime time.

- Until the 1997 season, Notre Dame Stadium did not feature permanent light structures and any home game played at night before that '97 season required portable light stands to be brought in for the games.
- Notre Dame played its first night game at Miami FL on October 7, 1955, when the fifth-ranked Irish defeated the 15th-ranked Hurricanes 14-0. The series with Miami FL was the main catalyst of prime time games for the program through the 1970s with seven of Notre Dame's first 19 night games played against the Hurricanes in Miami.
- The first night game in Notre Dame Stadium occurred in 1982, when No. 20 Notre Dame knocked off No. 10 Michigan. Notre Dame Stadium then played host to a night game in 1984, 1985, 1987, 1988, 1989 and 1990. The 1990 victory over Michigan on Sept. 15 would signal the end of night games at home until 2011.
- Prime time games returned to Notre Dame Stadium in 2011 in a match up with Southern Cal and the Irish have continued to host one or two prime time games at home since that season.
- Previous to this season's four-game run of prime time games, the Irish have only played three consecutive night games four times previously, the most recent in October of 2021 when Notre Dame won at Virginia, defeated Southern Cal at home and then took down North Carolina on the road.
- The most night games the program has ever played in a single season is seven, which could be matched or broken this season depending on a post-season game. Notre Dame completed in seven night games in 2011, 2012, 2018 and 2021.
- Notre Dame has appeared in prime time 151 times with a 93-56-2 record under the lights (night games are defined by any contest that starts after 4 p.m. local time to the site). It is 23-7 all-time in home night games, 22-11 in neutral site contests and 48-38-2 on the road.

ESPN'S COLLEGE GAME DAY AT NOTRE DAME

ESPN's College Game Day began visiting campuses for noteworthy games in 1993 for the Notre Dame - Florida State 'Game of the Century' match up. That initial on-campus show was held at Heritage Hall in the Joyce Center. Notre Dame has hosted Game Day 11 times on campus, with nine of those appearances on the Hesburgh Memorial Library Quadrangle (in the shadow of the Word of Life Mural, also known as 'Touchdown Jesus'). The Irish are 6-5 with Game Day on campus, which included last weekend's epic battle with Ohio State.

Date	Opponent	W/L	ND	Opp	Corso Pick	Notes
11-13-1993	No. 2 Notre Dame	No. 1 Florida State	W	31	24	Florida State Heritage Hall in the Joyce Center
9-10-1994	No. 3 Notre Dame	No. 6 Michigan	L	24	26	n/a
10-21-1995	No. 17 Notre Dame	No. 5 Southern Cal	W	38	10	n/a
9-28-1996	No. 5 Notre Dame	No. 4 Ohio State	L	16	29	n/a
9-5-1998	No. 22 Notre Dame	No. 5 Michigan	W	36	20	Michigan
9-9-2000	No. 23 Notre Dame	No. 1 Nebraska	L	24	27	Nebraska
10-15-2005	No. 9 Notre Dame	No. 1 Southern Cal	L	31	34	Southern Cal
10-13-2012	No. 7 Notre Dame	No. 17 Stanford	W (OT)	20	13	Notre Dame
9-1-2018	No. 12 Notre Dame	No. 14 Michigan	W	24	17	Notre Dame
11-7-2020	No. 4 Notre Dame	No. 1 Clemson	W (2 OT)	47	40	Notre Dame Notre Dame Stadium
9-23-2023	No. 9 Notre Dame	No. 6 Ohio State	L	14	17	Ohio State

ESPN'S COLLEGE GAME DAY - NOTRE DAME ON THE ROAD

The Irish are seventh all-time in Game Day appearances (36 including this weekend) combining visits by the show on campus, on the road or at a Shamrock Series venue (2021 vs. Wisconsin at Soldier Field). Last weekend marked the second-consecutive appearance by Game Day at a Notre Dame - Ohio State matchup (the crew also was in Columbus, Ohio, in 2022) and third overall (they also visited Notre Dame in 1996 for the Notre Dame - Ohio State game). Notre Dame is 15-20 all-time with Game Day appearing to celebrate the match up.

Date	Opponent	W/L	ND	Opp	Corso Pick	Notes
9-4-1999	No. 16 Notre Dame	No. 7 Michigan	L	22	26	n/a
11-6-1999	Notre Dame	No. 4 Tennessee	L	14	38	Tennessee
9-8-2001	No. 17 Notre Dame	No. 5 Nebraska	L	10	27	Nebraska
10-19-2002	No. 7 Notre Dame	No. 18 Air Force	W	21	14	Air Force
10-26-2002	No. 6 Notre Dame	No. 11 Florida State	W	34	24	Florida State
9-13-2003	No. 15 Notre Dame	No. 5 Michigan	L	0	38	Michigan
9-18-2004	Notre Dame	Michigan State	W	31	24	Notre Dame
11-27-2004	Notre Dame	No. 1 Southern Cal	L	10	41	Southern Cal
9-3-2005	Notre Dame	No. 23 Pittsburgh	W	42	21	Pittsburgh
9-2-2006	No. 2 Notre Dame	Georgia Tech	W	14	10	Notre Dame
11-25-2006	No. 6 Notre Dame	No. 2 Southern Cal	L	24	44	Southern Cal
9-10-2011	Notre Dame	Michigan	L	31	35	Michigan
10-27-2012	No. 5 Notre Dame	No. 8 Oklahoma	W	30	13	Oklahoma
11-24-2012	No. 1 Notre Dame	Southern Cal	W	22	13	Notre Dame
1-7-2013	No. 1 Notre Dame	No. 2 Alabama	L	14	42	Notre Dame Miami Gardens, FL
9-7-2013	No. 13 Notre Dame	No. 17 Michigan	L	30	41	Notre Dame
10-18-2014	No. 5 Notre Dame	No. 2 Florida State	L	27	31	Florida State
10-3-2015	No. 6 Notre Dame	No. 12 Clemson	L	22	24	Notre Dame
10-31-2015	No. 9 Notre Dame	No. 21 Temple	W	24	20	Notre Dame
11-11-2017	No. 3 Notre Dame	No. 7 Miami FL	L	8	41	Notre Dame
9-21-2019	No. 7 Notre Dame	No. 3 Georgia	L	17	23	Georgia
12-19-2020	No. 2 Notre Dame	No. 3 Clemson	L	10	34	Clemson Bank of America Stadium
9-25-2021	No. 12 Notre Dame	No. 18 Wisconsin	W	41	13	Notre Dame Soldier Field
9-3-2022	No. 5 Notre Dame	No. 2 Ohio State	L	10	21	Ohio State
9-30-2023	No. 11 Notre Dame	No. 17 Duke				

GAME DAY CONSECUTIVE APPEARANCES

Throughout the history of ESPN's College Game Day, a team has appeared on consecutive shows during the regular season 20 times, including Notre Dame's back-to-back game features on Saturday. If you include post game contests, the tally rises to 32 times that a team has appeared on consecutive shows.

Saturday marks the second time for the Irish to compete in two consecutive games where Game Day appeared. On October 19, 2002, the seventh-ranked Irish defeated No. 18 Air Force in Colorado Springs with Game Day there, then the next week traveled to Florida State with the Game Day crew. The sixth-ranked Irish defeated the 11th-ranked Seminoles to sweep the two appearances.

Only one team has ever played three straight games with Game Day in attendance (though not consecutive Game Day episodes). In 1996 Ohio State won at Notre Dame, defeated Penn State at home and won at Iowa for a 3-0 record with the show appearing at the game site.

NOTRE DAME SCORING STREAK BREAKDOWN

Notre Dame has already accomplished two significant program firsts in 2023. The Irish opened the season scoring at least 40 points in the first four games. The team also scored 40 or more points for five consecutive games, dating back to the victory over South Carolina in the 2022 Gator Bowl and ending with last weekend's loss to Ohio State. The 198 points scored through five games this season ranks fifth all-time in program history and is the highest total for the team since 1914:

POINTS IN FIRST FIVE GAMES OF A SEASON

Year	Pts	Opponent 1	Opponent 2	Opponent 3	Opponent 4	Opponent 5
1908	255	39 vs. Hillsdale	64 vs. Franklin	6 at Michigan (L)	88 vs. Chicago Phys. & Surgeons	58 vs. Ohio Northern
1943	228	41 at Pittsburgh	55 vs. Georgia Tech	35 at Michigan	50 at Wisconsin	47 vs. Illinois
1913	218	87 vs. Ohio Northern	28 vs. South Dakota	62 vs. Alma	35 at Army	14 at Penn State
1914	211	56 vs. Alma	102 vs. Rose Poly	0 at Yale	33 vs. South Dakota	20 vs. Haskell
2023	198	42 vs. Navy	56 vs. Tennessee State	45 at NC State	41 vs. Central Michigan	14 vs. Ohio State (L)
1916	192	48 vs. Case Tech	48 at Western Reserve	26 vs. Haskell	60 vs. Wabash	10 at Army
1944	189	58 at Pittsburgh	26 vs. Tulane	64 vs. Dartmouth	28 vs. Wisconsin	13 at Illinois
2015	186	38 vs. Texas	34 at Virginia	30 vs. Georgia Tech	60 vs. UMass	22 at Clemson (L)

Tracking back to Notre Dame's 45-38 victory over South Carolina in the 2022 Gator Bowl, the Irish scored over 40 points in a program-best five straight games. They surpassed three previous four-game runs:

40 POINTS IN FOUR CONSECUTIVE GAMES

Year	Pts	Opponent 1	Opponent 2	Opponent 3	Opponent 4
1900	242	55 vs. Goshen High School	68 vs. Englewood High School	64 vs. South Bend Howard Park	58 vs. Cincinnati
1991	178	49 vs. Michigan State	45 at Purdue	42 at Stanford	42 vs. Pittsburgh
1996	224	54 vs. Navy	48 at Boston College	60 vs. Pittsburgh	62 vs. Rutgers

In 1900, the Irish were shutout in their next game at Indiana. In 1991, the Irish defeated Air Force 28-15.

In 1996, Notre Dame lost the final game of the Lou Holtz Era 27-20 in overtime at Southern Cal.

This season, the Irish lost on a last-second play to No. 6 Ohio State 14-17.

NOTRE DAME VS. DUKE - THE LAST TIME

	GAME 1 September 12, 2020 Notre Dame Stadium	
-----------------------------------------------------------------------------------	----------------------------------------------------------	-----------------------------------------------------------------------------------

[10] NOTRE DAME	27
DUKE	13

NOTRE DAME, IN - The 10th-ranked University of Notre Dame Fighting Irish football team collected its first ever conference win, taking down ACC foe Duke 27-13 at Notre Dame Stadium (10,097).

The Irish offense had a balanced attack led by sophomore running back Kyren Williams. In his first career start, Williams tallied 112 yards on the ground, 93 yards receiving and two rushing touchdowns. Williams became the first Irish player in the last 25 years to record 90+ yards rushing and receiving in the same game.

SCORE BY QUARTERS

	1	2	3	4	FINAL
Duke	3	3	7	0	13
Notre Dame	0	10	7	10	27

SCORING SUMMARY

1st	7:01	DU	Hamm 29 yd field goal
2nd	10:39	ND	Williams 1 yd run (Doerer kick)
	3:20	DU	Hamm 30 yd field goal
	0:00	ND	Doerer 48 yd field goal
3rd	7:57	ND	Williams 26 yd run (Doerer kick)
	2:19	DU	Brice 2 yd run (Hamm kick)
4th	10:58	ND	Davis 17 yd pass from Book (Doerer kick)
	5:21	ND	Doerer 34 yd field goal

TEAM STATISTICS

	DUKE	NOTRE DAME
FIRST DOWNS	18	24
RUSHES-YARDS (NET)	30-75	42-178
PASSING YARDS (NET)	259	263
Passes Comp-Att-Int	20-37-0	19-31-1
TOTAL OFFENSE PLAYS-YARDS	67-334	73-441
Punt Returns-Yards-TD	4-27-0	1-3-0
Kickoff Returns-Yards	2-41-0	4-90-0
Punts (Number-Avg)	6-45.7	6-43.8
Fumbles-Lost	2-2	0-0
Penalties-Yards	4-31	4-39
Possession Time	26:36	33:24
Third-Down Conversions	4-15	7-16

Rushing:

Duke - Jackson 15-52, Brice 10-16-1, Durant 5-7

Notre Dame - Williams 19-112-2, Tyree 6-20, Smith 5-15, Bramblett 1-14, Book 9-12, Armstrong 2-5

Passing:

Duke - Brice 20-37-0-250-0

Notre Dame - Book 19-31-1-263-1

Receiving:

Duke - Gray 5-68, Calhoun 5-62, Pancol 3-78, Bobo 3-34, Jackson 2 - -6, Robertson 1-13, Harding Jr. 1-10

Notre Dame - Tremble 5-43, Wilkins Jr. 4-39, Mayer 3-38, Williams 2-93, Davis 2-26-1, Armstrong 2-20, Keys III 1-4

Tackles:

Duke - Heyward 8, Gilbert 7, Carter III 6, Rumph II 5, Tangelo 5

Notre Dame - Owusu-Koramoah 9, Hamilton 7, McCloud 5, Moala 5, White 5

SERIES HISTORY VS. DUKE

H: 4-1-0; A: 1-1-0; N: 0-0-0

Site	Year	Rank	W/L	ND	Duke
Home	1958	12-	W	9	7
Away	1961		L	13	37
Home	1966	1-	W	64	0
Home	2007		W	28	7
Home	2016		L	35	38
Away	2019	15-	W	38	7
Away	2020	10-	W	27	13

NOTRE DAME - DUKE 2023 STATISTICAL COMPARISON

Statistic	Notre Dame	Duke
First Downs	114	91
Rushing Yards/YPG	994/198.8	802/200.5
Rushing Att/YPR	178/5.6	142/5.6
Rushing TDs	10	15
Passing Yards/Game	278.4	218.5
Comp-Att-Int	93-132-0	74-108-0
Passing TDs	16	2
Total Offense/Game	477.2	419.0
Average Per Play	7.7	6.7
Kick Returns	6-114	3-40
Punt Returns	6-47	7-102
Penalties	27-250	20-144
Punts-Avg.	12-48.3	10-52.9
TOP	31:14	30:01
3rd Down	29/54	20/45
4th Down	3/5	4/7

NOTRE DAME - ACC SCHEDULING AGREEMENT HISTORY

Year	Opponent	Site	W/L	Score
2014	Syracuse	MetLife Stadium	W	31-15
2014	North Carolina	H	W	50-43
2014	Florida State	A	L	27-31
2014	Louisville	H	L	28-31
2015	Virginia	A	W	34-27
2015	Georgia Tech	H	W	30-22
2015	Clemson	A	L	22-24
2015	Pittsburgh	A	W	42-30
2015	Wake Forest	H	W	28-7
2015	Boston College	Fenway Park	W	16-13
2016	Duke	H	L	35-38
2016	Syracuse	MetLife Stadium	W	50-33
2016	NC State	A	L	3-10
2016	Miami	H	W	30-27
2016	Virginia Tech	H	L	31-34
2017	Boston College	A	W	49-20
2017	North Carolina	A	W	33-10
2017	NC State	H	W	35-14
2017	Wake Forest	H	W	48-37
2017	Miami	A	L	8-41
2018	Wake Forest	A	W	56-27
2018	Virginia Tech	A	W	45-23
2018	Pittsburgh	H	W	19-14
2018	Florida State	H	W	42-13
2018	Syracuse	Yankee Stadium	W	36-3
2019	Louisville	A	W	35-17
2019	Virginia	H	W	35-20
2019	Virginia Tech	H	W	21-20
2019	Duke	A	W	38-7
2019	Boston College	H	W	40-7
2020~	Duke	H	W	27-13
2020~	Florida State	H	W	42-26
2020~	Louisville	H	W	12-7
2020~	Pittsburgh	A	W	45-3
2020~	Georgia Tech	A	W	31-13
2020~	Clemson	H	W	47-40 (20T)
2020~	Boston College	A	W	45-31
2020~	North Carolina	A	W	31-17
2020~	Syracuse	H	W	45-21
2021	Florida State	A	W	41-38 (OT)
2021	Virginia Tech	A	W	32-29
2021	North Carolina	H	W	44-34
2021	Virginia	A	W	28-3
2021	Georgia Tech	H	W	55-0
2022	North Carolina	A	W	45-32
2022	Syracuse	A	W	41-24
2022	Clemson	H	W	35-14
2022	Boston College	H	W	44-0
2023	NC State	A	W	45-24
2023	Duke	A		
2023	Louisville	A		
2023	Clemson	A		
2023	Pittsburgh	H		

~ - Notre Dame was a one-year member of the ACC in 2020 due to COVID-19 scheduling challenges.

NOTRE DAME - ACC SCHEDULING AGREEMENT NOTES

- In a partnership that began in 2014, the University of Notre Dame and the Atlantic Coast Conference agreed to schedule the Irish to play, on average, five ACC opponents each season. Originally scheduled through the 2025 season, the games have now been scheduled through the 2037 campaign.
- Notre Dame is 41-7 (.854) against ACC opponents since the scheduling agreement began during the 2014 season.
- The Irish completed their fifth-straight undefeated regular season against the ACC in 2022 (4-0). They have won 29-straight games against the ACC in the regular season dating back to 2017.
- In 2020, the Irish went 9-0 in ACC play, with wins over Duke, Florida State, Louisville, Pitt, Georgia Tech, Clemson, Boston College, North Carolina and Syracuse.
- In 2019, the Irish went undefeated against the ACC, beating Louisville, Virginia, Virginia Tech, Duke and Boston College as part of the scheduling agreement.
- The Irish are 33-1 in regular-season games against Atlantic Coast Conference opponents over the last five seasons (2017-22) after the victory at NC State on Sept. 9.
- Notre Dame has won 14-straight ACC road games and 16-consecutive ACC home games.
- There have been seasons when the Irish face just four ACC opponents but will eventually even out the agreement by facing six ACC teams in another year (this occurred in 2014, 2015, 2021 and 2022).
- The 2023 Notre Dame ACC schedule marks the first time since the agreement began in 2014 that the Irish will play four of the five ACC games on the road.

NOTRE DAME VS. ACC

ND vs.	Won	Lost	Tied
Boston College	18	9	0
Clemson	3	4	0
Duke	5	2	0
Florida State	5	6	0
Georgia Tech	30	6	1
Louisville	2	1	0
Miami (Fla.)	18	8	1
North Carolina	21	2	0
North Carolina State	2	2	0
Pittsburgh	50	21	1
Syracuse	8	3	0
Virginia	4	0	0
Virginia Tech	2	1	0
Wake Forest	5	0	0
TOTALS	173	65	3

HONORS AND AWARDS

Alt, Joe	2023 Team Captain		Polynesian Player of the Year Watch List
	Outland Trophy Player of the Week - Sept. 19		Senior Bowl Watch List
	Walter Camp Award Watch List	Jean-Baptiste, Javontae	<i>The Athletic</i> Freaks List - No. 82
	Outland Trophy Watch List		Senior Bowl Watch List
	Lombardi Award Watch List	Mills, Rylie	<i>The Athletic</i> Freaks List - No. 10
	Associated Press Preseason All-American - First Team		Senior Bowl Watch List
	<i>The Sporting News</i> Preseason All-American - First Team	Morrison, Benjamin	Bednarik Award Watch List
	Phil Steele Preseason All-American - First Team		Thorpe Award Watch List
	ESPN Preseason All-American - First Team		Nagurski Trophy Watch List
	CBS Sports Preseason All-American - First Team		Associated Press Preseason All-American - Second Team
	<i>The Athletic</i> Preseason All-American - First Team		<i>The Sporting News</i> Preseason All-American - Second Team
	<i>Sports Illustrated</i> Preseason All-American - Second Team		Phil Steele Preseason All-American - Second Team
	Athlon Sports Preseason All-American - First Team		CBS Sport Preseason All-American - Second Team
Bertrand, JD	2022, 2023 Team Captain		<i>The Athletic</i> Preseason All-American - Second Team
	Butkus Award Watch List		<i>Sports Illustrated</i> Preseason All-American - Second Team
	Nagurski Trophy Watch List		Athlon Sports Preseason All-American - Third Team
	Senior Bowl Watch List	Onye, Jason	Notre Dame Special Teams Player of the Game - Tenn. St.
Brown, DJ	Notre Dame Defensive Player of the Game - NC State	Osafo-Mensah, NaNa	Senior Bowl Watch List
Carter, Antonio II	Senior Bowl Watch List	Price, Jadarian	Comeback Player of the Year Watch List
Correll, Zeke	Rimington Award Watch List	Raridon, Eli	Comeback Player of the Year Watch List
Cross III, Howard	Notre Dame Defensive Player of the Game - Tenn. State	Staes, Holden	Notre Dame Offensive Player of the Game - NC State
Estimé, Audric	Notre Dame Offensive Player of the Game - Tenn. State	Tyree, Chris	Notre Dame Special Teams Player of the Game - vs. Navy
	Notre Dame Offensive Player of the Game - CMU		Hornung Award Watch List
	Doak Walker Award Watch List	Vinson, Michael	Patrick Mannelly Award Watch List
Fisher, Blake	Outland Trophy Watch List		Phil Steele Preseason All-American - Second Team
	Athlon Sports Preseason All-American - Fourth Team	Shrader, Spencer	Lou Groza Award Watch List
Ford, Devyn	Notre Dame Special Teams Player of the Game - CMU		Notre Dame Special Teams Player of the Game - NC State
Freeman, Marcus	Dodd Trophy Coach of the Week - vs. Navy		
Greathouse, Jaden	247Sports Preseason True Freshman All-American		
	Shawn Alexander Award (Fresh. of the Year) Watch List		
Harper, Thomas	Senior Bowl Watch List		
Hart, Cam	2023 Team Captain		
	<i>The Athletic</i> Freaks List - No. 32		
	Senior Bowl Watch List		
Hartman, Sam	2023 Team Captain		
	Davey O'Brien Great 8 Selection - Sept. 11(Week Two)		
	Manning Award Star of the Week - Sept. 11(Week Two)		
	2023 Aer Lingus CFB Classic Most Valuable Player		
	Senior Bowl Player of the Week - Aug. 28 (Week Zero)		
	Notre Dame Offensive Player of the Game - vs. Navy		
	Walter Camp Award Watch List		
	Maxwell Award Watch List		
	Davey O'Brien Award Watch List		
	Senior Bowl Watch List		
Kiser, Jack	Notre Dame Defensive Player of the Game - CMU		
Liufau, Marist	Notre Dame Defensive Player of the Game - vs. Navy		
	Butkus Award Watch List		

IRISH IN THE NFL

Team	Name	Pos	Week One Outcome	Week One Stats
Atlanta	Adetokunbo Ogundegi	LB	L, 6-20 at Detroit	DNP
Baltimore	Kyle Hamilton	S	L, 19-22 vs. Indianapolis	9 tackles, 3 sacks
Baltimore	Ronnie Stanley	OT	L, 19-22 vs. Indianapolis	DNP
Baltimore	Sam Mustipher	C	L, 19-22 vs. Indianapolis	started on OL
Carolina	JJ Jansen	LS	L, 27-37 at Seattle	starting long snapper
Carolina	Tommy Tremble	TE	L, 27-37 at Seattle	1 catch, 15 yds
Chicago	Chase Claypool	WR	L, 10-41 at Kansas City	1 catch, 15 yds
Chicago	Cole Kmet	TE	L, 10-41 at Kansas City	2 catches, 22 yds
Chicago	Equanimeous St. Brown	WR	L, 10-41 at Kansas City	DNP
Chicago	Khalid Kareem	DL	L, 10-41 at Kansas City	DNP
Cleveland	Jeremiah Owusu-Koramoah	LB	W, 27-3 vs. Tennessee	6 tackles, 1 TFL
Dallas	Zack Martin	OL	L, 16-28 at Arizona	DNP
Denver	Mike McGlinchey	OL	L, 20-70 at Miami	started on OL
Detroit	Scott Daly	LS	W, 20-6 vs. Atlanta	starting long snapper
Detroit	Julian Okwara	DL	W, 20-6 vs. Atlanta	DNP
Detroit	Romeo Okwara	DL	W, 20-6 vs. Atlanta	2 tackles, PBU
Detroit	Brock Wright	TE	W, 20-6 vs. Atlanta	DNP
Detroit	Brandon Joseph	S	W, 20-6 vs. Atlanta	practice squad
Houston	Kurt Hinish	DL	W, 37-17 vs. Jacksonville	3 tackles
Houston	Jarrett Patterson	OL	W, 37-17 vs. Jacksonville	started on OL
Indianapolis	Quenton Nelson	OL	W, 22-19 at Baltimore	started on OL
Kansas City	Drue Tranquill	LB	W, 41-10 vs. Chicago	8 tackles, .5 sack
Las Vegas	Michael Mayer	TE	L, 18-23 vs. Pittsburgh	two-point conversion
Las Vegas	Jerry Tillery	DL	L, 18-23 vs. Pittsburgh	2 tackles
Las Vegas	Isaac Rochell	DL	L, 18-23 vs. Pittsburgh	1 tackle
Las Vegas	Troy Pride Jr.	DB	L, 18-23 vs. Pittsburgh	practice squad
LA Chargers	Alohi Gilman	S	W, 28-24 at Minnesota	5 tackles, 1 FF, 1 PBU
LA Rams	Ben Skowronek	WR	L, 16-19 vs. Tampa Bay	1 catch, 3 yds
LA Rams	Kyren Williams	RB	L, 16-19 vs. Tampa Bay	38 rush yds, 27 recv yds
Miami	Liam Eichenberg	OL	W, 70-20 vs. Denver	played
Miami	Durham Smythe	TE	W, 70-20 vs. Denver	1 catch, 15 yds
Minnesota	Harrison Smith	S	L, 24-28 vs. LA Chargers	4 tackles, FF
Minnesota	Sheldon Day	DL	L, 24-28 vs. LA Chargers	practice quad
New Orleans	Isaiah Foskey	DL	L, 17-18 at Green Bay	4 tackles
New Orleans	Blake Grupe	K	L, 17-18 at Green Bay	2-2 PATs
New Orleans	Tony Jones Jr.	RB	L, 17-18 at Green Bay	31 rush yds, 21 recv yds
New Orleans	Tommy Kraemer	OL	L, 17-18 at Green Bay	practice squad
New Orleans	Jaylon Smith	LB	L, 17-18 at Green Bay	practice squad
NY Giants	Nick McCloud	DB	L, 12-30 at San Francisco	DNP
Pittsburgh	Miles Boykin	WR	W, 23-18 at Las Vegas	no stats
San Francisco	Aaron Banks	OL	W, 30-12 vs. NY Giants	started on OL
Seattle	Julian Love	S	W, 37-27 vs. Carolina	5 tackles, 2 PBU
Tampa Bay	Robert Hainsey	OL	W, 19-16 at LA Rams	started on OL

IRISH IN THE NFL NOTES

- Notre Dame has 43 players mentioned on NFL rosters as of September 21 of the 2023 season.
- Five Irish alumni serve as team captains for their NFL teams - Mike McGlinchey (Denver), Quenton Nelson (Indianapolis), Zack Martin (Dallas), Harrison Smith (Minnesota), Ben Skowronek (LA Rams).
- There have been 524 NFL Draft Picks from Notre Dame - the most of any collegiate football program.
- In 2022, Irish alumni Zack Martin (Dallas) and Quenton Nelson (Indianapolis) were selected for the Pro Bowl.

UNIVERSITY INFORMATION

Location Notre Dame, Indiana
 Founded 1842
 Nickname Fighting Irish
 Colors Blue and Gold
 Enrollment 8,624 (undergraduates), 12,614 (total)
 Stadium Notre Dame Stadium (FieldTurf/77,622)
 President Rev. John I. Jenkins, C.S.C.
 Provost John T. McGreevy
 NCAA Faculty Representative Patricia Bellia
 University VP/James E. Rohr Director of Athletics Jack Swarbrick

FOOTBALL INFORMATION

Offensive Formation Multiple
 Defensive Formation Multiple
 2022 Overall Record 9-4 | Gator Bowl Champion
 Final Ranking #18 AP | #18 Coaches | #21 CFP (pre-bowl)
 Offensive/Defensive Starters From 2022 Returning/Lost 13/9
 Offensive Starters From 2022 Returning/Lost 7/4
 Defensive Starters From 2022 Returning/Lost 6/5
 Special Teams Starters From 2022 Returning/Lost 1/2
 Monogram Winners From 2022 Returning/Lost 50/25
 All-Time Record 963-336-42*
 All-Time Record At Home 519-131-13*
 All-Time Record On The Road 317-162-23
 All-Time Record In Neutral Venues 126-44-6
 First Year of Football 1887
 Years Of Football 2023 is the 135th year of Notre Dame Football


NOTRE DAME FOOTBALL ATHLETIC COMMUNICATIONS



KATY LONERGAN

*Associate Athletics Director
 Strategic and Football Communications*
 klonerg2@nd.edu | 785-764-9941

game day location - field
 main contact for: Coach Freeman, assistant coaches, student-athlete interviews



ALAN WASIELEWSKI

*Assistant Athletics Director
 Team Communications*
 awasiele@nd.edu | 574-532-4167

game day location - press box, middle, third seating level
 main contact for: football media operations, credentials, cumulative and career statistics, game notes, photo requests, distribution



CLAIRE KRAMER

Senior Associate Athletics Communications Director
 ckramer@nd.edu | 913-952-6454

game day location - press box, middle, third seating level
 main contact for: award nominations, weekly and post game press conferences, press box operations, student-athlete interview support



DAN WACKER

Associate Athletics Communications Director
 dwacker@nd.edu | 608-487-3858

game day location - field
 main contact for: media parking, opponent liaison, student-athlete interview support

WEEKLY MEDIA SCHEDULE

MARCUS FREEMAN AVAILABILITY

- The Dick Corbett Head Football Coach Marcus Freeman conducts a weekly press conference at 12 p.m. ET each Monday of a game week in person in the Notre Dame Stadium Media Room and also available via Zoom.
- The half hour weekly conference previews the upcoming game and is available to watch live on YouTube (search Notre Dame athletics). Coach Freeman also holds a brief Zoom on Thursdays of game weeks at 12 p.m. ET.
- To obtain the link for Monday or Thursday's Zoom, media members should contact Dan Wacker (dwacker@nd.edu).
- For any other Coach Freeman interview requests, media members should contact Katy Lonergan (klonerg2@nd.edu).

STUDENT-ATHLETE INTERVIEWS

- Media members are not permitted to directly contact student-athletes, coaches or support staff to arrange interviews.
- This policy becomes active when any new student-athlete to the roster arrives on campus (for example, in January as an early-enrollees or in June as summer workouts begin). This policy then continues from that point throughout the entirety of their Notre Dame career.
- In-season interviews with selected Notre Dame student-athletes will occur on a weekly basis Tuesday during each game week in person at the Irish Athletics Center.
- Interview requests for student-athletes on a weekly basis or for any other feature ideas (including print media, podcasts and video interviews) must be submitted to Katy Lonergan (klonerg2@nd.edu). The in-season deadline for weekly Tuesday interviews after practice is 12 p.m. ET the Sunday before the proposed interview.
- A player availability schedule will be distributed before each interview session during the season.

GAME NOTES/DISTRIBUTION LIST

- All media members will be provided with access to game notes on Monday of game week at FightingIrish.com/ndfbmedia and they also will be distributed via our email distribution list.
- Contact Alan Wasielewski (awasiele@nd.edu) if you need to be added to the distribution list.

FIGHTINGIRISH.COM/PRESSBOX

- All Notre Dame football information is available at FightingIrish.com/pressbox, which provides access to game notes, student-athlete and coaching staff headshots, updated season statistics, interview session video archives and more.

MORE MEDIA GUIDELINES

- A document with media guidelines for Notre Dame home football games is emailed to each accredited member of the media before each game. Credentialed media are responsible for reading the guidelines and adhering to the policies.
- To request a copy of Notre Dame football's full media guidelines, email Alan Wasielewski at awasiele@nd.edu.



MARCUS FREEMAN

The Dick Corbett Head Football Coach
14th Year Coaching, Third At Notre Dame
Second Year as Head Coach (13-6)

THE FREEMAN FILE

Hometown	Huber Heights, OH
High School	Wayne High School
College	Ohio State (2007, B.S.; 2011, M.S.)
Wife	Joanna
Children	Vinny, Siena, Gino, Nico, Capri and Rocco

PLAYING EXPERIENCE

2004-08	Ohio State	Linebacker
2009	Chicago Bears	Linebacker
	Buffalo Bills	Linebacker
	Houston Texans	Linebacker

BOWLS PLAYED

2005	Ohio State (Alamo)
2006	Ohio State (Fiesta)
2007	Ohio State (BCS National Championship)
2008	Ohio State (BCS National Championship)

COACHING CAREER

2010	Ohio State	Graduate Assistant
2011-12	Kent State	Linebackers
2013-15	Purdue	Linebackers
2016	Purdue	Co-Defensive Coordinator/Linebackers
2017-20	Cincinnati	Defensive Coordinator/Linebackers
2021-22	Notre Dame	Bob Hinton Defensive Coordinator/Linebackers
2022-	Notre Dame	The Dick Corbett Head Football Coach

BOWLS COACHED IN

2010	Ohio State (Sugar)	2019	Cincinnati (Birmingham)
2012	Kent State (GoDaddy.com)	2020	Cincinnati (Peach)
2018	Cincinnati (Military)	2021	Notre Dame (Fiesta)
2022	Notre Dame (Gator)		

Marcus Freeman, one of the rising young stars in the profession was named the 30th Dick Corbett Head Football Coach at the University of Notre Dame on Dec. 3, 2021. Freeman took over as head coach of the Irish after serving the 2021 season as its defensive coordinator.

Freeman completed his first full season at the helm of the Irish program with a 9-4 mark, with wins over fifth-ranked Clemson, 16th-ranked BYU and 16th-ranked Syracuse; in addition to closing the season with a Gator Bowl win over 19th-ranked South Carolina. He joins Terry Brennan (1954) as just the second Irish head coach to claim four ranked wins in his first season on the Notre Dame sidelines.

His 2023 Notre Dame team was led by consensus All-American Michael Mayer, who finished his junior season as the best tight end in school history. Additionally, consensus All-American defensive lineman Isaiah Foskey became the Notre Dame all-time leader in sacks. Four other Irish earned All-America honors in offensive linemen Joe Alt and Jarrett Patterson, long snapper Michael Vinson, cornerback Benjamin Morrison took home Freshman All-American honors.

Mayer and Foskey were each tabbed in the second round of the 2023 NFL Draft by the Las Vegas Raiders and New Orleans Saints, respectively, while Patterson was drafted in the sixth round by the Houston Texans.

The Irish special teams had a tremendous 2022 season as Notre Dame led the nation with seven blocked kicks, all punts, with Foskey getting his hands on two of them.

In his first season with the Irish in 2021, while serving as the Bob Hinton Defensive Coordinator, Freeman led a transformation on the defensive side of the ball that included a number of Top-20 national rankings. The Irish ranked seventh nationally in defen-

sive touchdowns (4), 10th in turnovers gained (25) and third-down conversion percentage (.321), 12th in total sacks (41.0) and 15th nationally in interceptions (15) and scoring defense (19.7). The 41.0 team sacks tied the program record of 41, also set during the 1996 season.

Under Freeman's guidance, Notre Dame safety Kyle Hamilton was named a consensus All-American in 2021 and went on to be the 14th overall selection in the 2022 NFL Draft.

Freeman oversaw then-sophomore Isaiah Foskey's breakout season as a starter on the defensive line. Foskey tallied 11.0 sacks in 2021, third-most in program history for a single season. The depth of the Irish defense was on full display with Freeman serving as defensive coordinator, as 15 different players recorded a sack and 21 different players had a tackle-for-loss. The 15 interceptions are the most in a single season since 2014, when the Irish had 16. In November, the Irish had three-straight games without allowing a touchdown for the first time since 2012.

Prior to coming to South Bend, Freeman spent the previous four seasons as the defensive coordinator at Cincinnati. During his time with the Bearcats, he was named the 2020 247Sports.com Defensive Coordinator of the Year and 2020 Broyles Award Finalist along with a nominee for the Broyles Award in 2019 and 2018.

In 2020, the Bearcats (9-1) earned a bid to the Peach Bowl as the No. 8-ranked team in the nation and won the American Athletic Conference Championship, the program's first outright league title since 2009.

Cincinnati's defense ranked in the Top-20 nationally in several categories for 2020-21, including being ranked 13th in total defense (324.6 yards per game) and eighth in scoring defense (16.8 points per game) among all FBS teams. In addition, the Bearcats were third in team passing efficiency defense (101.25), 14th in rushing defense (111.1 yards per game), 15th in red zone defense (0.735), 17th in fourth down defense (0.375 rate), 16th in team sacks (3.00 per game) and 10th in turnovers gained (21).

Freeman coached the Bearcats to back-to-back 11-win seasons in 2018 and 2019, the 2019 American Athletic Conference East Division Championship and consecutive bowl-game wins in the 2018 Military Bowl and 2019 TicketSmarter Birmingham Bowl.

The Bearcats finished atop the 2019 AAC ranks in scoring defense for the second-straight season and ranked among the league's top three in rushing and total defense. Cincinnati led the American in 2018 in rushing defense, scoring defense and total defense and ranked among the Top-15 in the NCAA FBS in all three categories.

Joined the Bearcats staff after a four-year stint at Purdue. He coached linebackers all four seasons and served as the Boilermakers co-defensive coordinator in 2015.

Prior to his time at Purdue, Freeman coached linebackers at Kent State from 2011-12, helping develop all-conference selections Luke Batton and C.J. Malaulu.

Freeman started his coaching career as a graduate assistant coach at his alma mater, Ohio State, in 2010 and the Buckeyes went 12-1 with a victory in the Sugar Bowl.

Freeman is just the third Notre Dame head coach to have been selected in the NFL Draft, and is the first since Ara Parseghian was drafted by the Pittsburgh Steelers in 1947. He is the 23rd Notre Dame head coach to have Division I playing experience and the first since Tyrone Willingham.

During his playing career, Freeman was a four-year letterwinner for the Buckeyes from 2004 to 2008. He played under current Wisconsin head coach Luke Fickell and earned second team All-Big Ten honors in 2008 while helping lead Ohio State to four conference titles, three BCS bowls and two trips to the national title game during his career.

He played in the 2009 Senior Bowl and was a fifth-round draft pick of the Chicago Bears, spending time with the Bears, Buffalo Bills and Houston Texans before a medical condition ended his playing career.



AL GOLDEN
 Bob Hinton Defensive Coordinator/Linebackers
 31st Year Coaching, Second Year At Notre Dame

- Coordinated the 21st-ranked total defense in the nation in 2022, as the Irish finished 15th in the country in sacks per game (2.92).
- A three-year letter winner and two-year starter at tight end at Penn State.
- Prior to his time at Notre Dame, he spent two seasons as the linebackers coach with the Cincinnati Bengals. Has been a head coach at the collegiate level (Temple, 2006-10; Miami FL, 2011-15).



GERAD (Jared) PARKER
 John and Bobbie Arlotta Family Offensive
 Coordinator/Tight Ends
 18th Year Coaching, Second At Notre Dame

- Promoted to offensive coordinator in February of 2023 after serving as the team's tight end coach in '22, helping guide Michael Mayer to a consensus All-America season as the most prolific TE in school history.
- Was the offensive coordinator at West Virginia from 2020-21 and served as Purdue's interim head coach (2016) while on the same staff with current Irish head coach Marcus Freeman.



MARTY BIAGI (Bee-ah-Gee)
 Special Teams Coordinator
 16th Year Coaching, First At Notre Dame

- A special teams analyst at Notre Dame in 2016, returns to campus as the special teams coordinator after successful stints at North Texas (2017-19), Purdue (2020-21) and Ole Miss (2022).
- A two-time finalist for the FootballScoop.com Special Teams Coordinator of the Year, Biagi boasts nine years of special teams coordinator experience.
- A punter and placekicker at Marshall (2004-08).



GINO (Geeno)
GUIDUGLI (Guh-Doo-Lee)
 Bob and Leslie Mohr Family Quarterbacks
 Coach/Pass Game Coordinator
 13th Year Coaching, First At Notre Dame

- Joins the Irish staff after serving as the offensive coordinator and quarterbacks coach at Cincinnati in 2022, his alma mater where he passed for 70 touchdowns and is a charter member of the Nippert Stadium Hall of Fame.
- Started his coaching career at Central Michigan before shifting to his alma mater where he coached on the same staff with current Irish head coach Marcus Freeman.



DELAND (DEE-Land) MCCULLOUGH (Mc-cull-la)
 Running Backs
 13th Year Coaching, Second At Notre Dame

- Had an immediate impact on the Irish RB group in 2022, helping three backs rush for over 400 yards and average 4.4 per carry.
- McCullough was a three-time All-MAC selection (1st team in 1992 and 1995, 2nd team in 1994) at Miami (Ohio).
- Won Super Bowl LIV as a member of the Kansas City Chiefs staff.




MIKE MICKENS
 Cornerbacks/Defensive Pass Game Coordinator
 12th Year Coaching, Fourth At Notre Dame

- Heading into his fourth season coaching the cornerbacks at Notre Dame in 2023 and helped mentor sophomore Benjamin Morrison through a freshman All-America season in '22.
- Starred at the University of Cincinnati where he became the school's career leader in interceptions (14) and interception return yards (296).



CHRIS O'LEARY
 Pat and Jana Eilers Defensive Backs Coach/
 Safeties
 Eighth Year Coaching, Fourth At Notre Dame

- Heading into his fourth season as the Pat and Jana Eilers Defensive Backs Coach/Safeties in 2022, helped the Irish defense finish 21st in total defense and 38th in scoring defense in '22.
- A wide receiver, saw action in 27 games at Indiana State and hauled in 47 receptions for 397 yards, while also completing 2-of-3 passes for 61 yards and one touchdown for the Sycamores.



JOE RUDOLPH
 Joe Moore Offensive Line Coach
 19th Year Coaching, First At Notre Dame

- A proven developer of top offensive line talent, Rudolph joins the staff after spending the '22 season at Virginia Tech, which followed a successful seven-year run at Wisconsin.
- Rudolph's charges at Wisconsin earned a Rimington Award, nine All-America selections, five first-team All-America honors and nine first-team All-Big Ten accolades.



CHANSI (Chance-ee)
STUCKEY (Stuck-ee)
 Wide Receivers
 Fourth Year Coaching, First At Notre Dame

- During his college days at Clemson, he was a quarterback in his freshman season before moving to wide receiver. In his three years as a wide out, he amassed 139 receptions, 1,750 yards and seven receiving touchdowns.
- Enters his second season at Notre Dame and his fifth overall as a coach in 2022



AL WASHINGTON
 Bob and Leslie Mohr Family Defensive Line
 Coach/Defensive Run Game Coordinator
 16th Year Coaching, Second At Notre Dame

- In his first season with the Irish in '22, helped develop Consensus All-American Isaiah Foskey, who broke the all-time sacks record at Notre Dame and ended up as a second-round draft pick by the New Orleans Saints.
- Washington was a three-year starter and four-year letterwinner as a defensive tackle for Boston College (2002-05). He finished his career with 74 tackles, six sacks and 15.5 tackles for loss.

GAME DAY LOCATIONS

Press Box: Gerad Parker and Chris O'Leary

Sidelines: Al Golden, Marty Biagi, Gino Guidugli, Deland McCullough, Mike Mickens, Joe Rudolph, Chansi Stuckey, Al Washington



AP TOP 25

Rk	Team (1st Place Votes)	Rec.	Points	Prev
1	Georgia (55)	4-0	1562	1
2	Michigan (1)	4-0	1445	2
3	Texas (2)	4-0	1401	3
4	Ohio State (1)	4-0	1370	6
5	Florida State (3)	4-0	1366	4
6	Penn State	4-0	1244	7
7	Washington	4-0	1228	7
8	Southern Cal	4-0	1169	5
9	Oregon	4-0	1076	10
10	Utah	4-0	981	11
11	NOTRE DAME	4-1	904	9
12	Alabama	3-1	862	13
13	LSU	3-1	813	14
14	Oklahoma	4-0	716	16
15	North Carolina	4-0	659	17
16	Washington State	4-0	652	21
17	Duke	4-0	648	18
18	Miami FL	4-0	523	20
19	Oregon State	3-1	366	14
20	Mississippi	3-1	349	15
21	Tennessee	3-1	260	23
22	Florida	3-1	220	25
23	Missouri	4-0	197	NR
24	Kansas	4-0	132	NR
25	Fresno State	4-0	64	NR

Others receiving votes: Kansas State 57, Kentucky 41, Colorado 32, **Louisville** 32, UCLA 28, Maryland 20, TCU 17, Tulane 11, Syracuse 8, Wisconsin 6, Air Force 6, **Clemson** 5, Texas A&M 5.

bold - 2023 Notre Dame opponents

AFCA TOP 25

Rk	Team (1st Place Votes)	Rec.	Points	Prev
1	Georgia (61)	4-0	1592	1
2	Michigan	4-0	1495	2
3	Ohio State (2)	4-0	1414	4
4	Florida State	4-0	1390	3
5	Texas	4-0	1336	6
6	Southern Cal	4-0	1288	5
7	Penn State	4-0	1225	7
8	Washington	4-0	1194	8
9	Oregon	4-0	1071	11
10	Utah	4-0	1010	10
11	Alabama	3-1	930	12
12	LSU	3-1	844	13
13	NOTRE DAME	4-1	837	9
14	Oklahoma	4-0	784	14
15	North Carolina	4-0	698	17
16	Duke	4-0	605	18
17	Washington State	4-0	555	24
18	Miami FL	4-0	485	21
19	Tennessee	3-1	404	20
20	Mississippi	4-0	305	16
21	Oregon State	3-1	293	15
22	Missouri	4-0	140	NR
23	Florida	3-1	134	NR
24	Kansas	4-0	120	NR
25	Kansas State	3-1	109	NR

Others receiving votes: Fresno State 93, Kentucky 87, TCU 54, Maryland 39, **Louisville** 36, Texas A&M 36, UCLA 36, **Clemson** 35, Syracuse 32, Colorado 29, Air Force 24, Iowa 16, Tulane 11, Wyoming 8, James Madison 2, Marshall 2, Georgia State 1, Liberty 1.

THIRD-DOWN CONVERSIONS Conversions are defined as rushing for or receiving a pass that picks up a first down on third or fourth down.

Name	Total	Navy	TSU	NCSt	CMU	OSU	Duke	Lville	SC	Pitt	Clem	WF	Stan
Gi'Bran Payne	6	1	3	0	0	2							
Audric Estimé	3	2	0	1	0	0							
Jayden Thomas	3	0	3	0	0	0							
Sam Hartman	3	0	1	1	1	0							
Mitchell Evans	4	0	1	1	0	2							
Jaden Greathouse	2	1	0	0	1	0							
Sam Assaf	1	0	0	0	1	0							
Rico Flores Jr.	1	0	0	0	0	1							
Devyn Ford	1	0	0	0	1	0							
Jeremiyah Love	1	1	0	0	0	0							
Tobias Merriweather	1	0	1	0	0	0							
Davis Sherwood	1	0	0	1	0	0							
Holden Staes	1	0	0	1	1	0							
Chris Tyree	1	0	0	0	1	0							

FOURTH-DOWN CONVERSIONS

Name	Total	Navy	TSU	NCSt	CMU	OSU	Duke	Lville	SC	Pitt	Clem	WF	Stan
Audric Estimé	2	1	0	0	1	0							

THIRD-DOWN STOPS Third-down stops defined as stopping opposing team short of the first-down marker, via tackle, a pass broken up, interception or quarterback hurry, no matter if the first down was later earned on fourth down.

Name	Total	Navy	TSU	NCSt	CMU	OSU	Duke	Lville	SC	Pitt	Clem	WF	Stan
J. Jean-Baptiste	6	.5	0	1	2.5	2							
JD Bertrand	4	1	0	2	0	1							
Cam Hart	3	1	1	1	0	0							
Marist Liufau	3	2	0	0	1	0							
Benjamin Morrison	2.5	0	1	1	.5	0							
Xavier Watts	2.5	0	0	1	1.5	0							
Jordan Botelho	3	1	1	0	0	1							
Howard Cross III	2	0	1	0	1	0							
Thomas Harper	2	0	0	2	0	0							
Ramon Henderson	2	0	0	1	0	1							
Rylie Mills	2	1	1	0	0	0							
Jack Kiser	1.5	1	0	0	.5	0							
Clarence Lewis	1.5	0	0	0	1.5	0							
DJ Brown	1	0	0	0	0	1							
Josh Burnham	1	1	0	0	0	0							
Aiden Keanaaina	1	0	1	0	0	0							
N. Osafo-Mensah	1	1	0	0	0	0							
Donovan Hinish	.5	0	0	.5	.5	0							
Junior Tuihalamaka	.5	0	0	.5	0	0							

FOURTH-DOWN STOPS

Name	Total	Navy	TSU	NCSt	CMU	OSU	Duke	Lville	SC	Pitt	Clem	WF	Stan
Jaylen Sneed	1	0	0	0	0	1							
J. Jean-Baptiste	.5	0	0	0	0	.5							
Jack Kiser	.5	0	0	0	0	.5							

THE LAST TIME...

RUSHING

500 or more yards	515	at Boston College	2017
400 yards	451	Massachusetts	2015
300 yards	353	Florida State	2020
200 yards	236	Central Michigan	2023
200 yards in the first half	214	Boston College	2022
200 yards consecutive games	226	UNLV	2022
	246	at Syracuse	2022
three straight 200-yard rushing games	263	Clemson	2022
70 or more attempts	76	Michigan State	1991
60 attempts	63	Navy	2007
50 attempts	56	at Syracuse	2022
40 attempts	46	vs. South Carolina	2022
Eight or more rushing TDs	9	Pittsburgh	1965
Seven rushing TDs	7	at Boston College	2017
Six rushing TDs	6	South Florida	2020
Five rushing TDs	5	Southern Cal	2017
Four rushing TDs	4	Boston College	2022
Three rushing TDs	3	Tennessee State	2023

PASSING

500 or more yards	509	vs. Oklahoma State	2021
400 yards	434	New Mexico	2019
300 yards	342	Central Michigan	2023
60 or more attempts	68	vs. Oklahoma State	2021
50 attempts	53	Virginia Tech	2019
40 attempts	46	Cincinnati	2021
30 attempts	30	Tennessee State	2023
35 or more completions	38	vs. Oklahoma State	2021
30 completions	35	at Clemson	2015
25 completions	27	at Stanford	2021
6 or more TDs	6	Bowling Green	2019
5 TDs	5	vs. Oklahoma State	2021
4 TDs	4	at NC State	2023
3 TDs	3	Central Michigan	2023
5 or more interceptions thrown	7	Southern Cal	1967
4 interceptions thrown	4	at Arizona State	2014
3 interceptions thrown	3	vs. South Carolina	2022

TOTAL OFFENSE

700 or more yards	710	Wake Forest	2017
650 yards	654	Syracuse	2015
600 yards	611	Boston College	2017
550 yards	578	Central Michigan	2023
500 yards	578	Central Michigan	2023
450 yards	578	Central Michigan	2023
400 yards	578	Central Michigan	2023
300 yards in the first half	336	Boston College	2022

SCORING

scored 60 or more points	66	New Mexico	2019
50 points	56	Tennessee State	2023
45 points	45	at NC State	2023
40 points	41	Central Michigan	2023
35 points	41	Central Michigan	2023
30 points	41	Central Michigan	2023
30 points in the first half	37	Boston College	2022
21 or more points in a quarter	21(4th)	at NC State	2023
21 or more points in the first quarter	23	UNLV	2022
21 or more points in the second quarter	28	Tennessee State	2023
21 or more points in the fourth quarter	21	at NC State	2023
scored on the first 8 drives of the game (5 FG, 3 TD)	8	Boston College	2022
allowed 60 or more points		Never	
allowed 50 points	50	at Texas (2 OT)	2016
allowed 40 points	40	vs. Clemson	2020
allowed 30 points	38	vs. South Carolina	2022
held scoreless	0-17	at Boston College	2008
held scoreless at home	0-38	Southern Cal	2007
held scoreless on the road	0-17	at Boston College	2008
held scoreless in the first half	0	Ohio State	2023
held scoreless in the second half	0	vs. Navy	2022
held without offensive TD	3-30	vs. Clemson	2019
held without offensive TD on the road	3-10	at NC State	2016
held without offensive TD at home	0-38	Southern Cal	2007
held opponent scoreless	44-0	Boston College	2022
held opponent scoreless in first half	28-0	vs. Navy	2023
held opponent scoreless at home	44-0	Boston College	2022
held opponent scoreless on the road	17-0	at Purdue	1993
held opponent without offensive TD	56-3	Tennessee State	2023
held opponent without offensive TD on the road	28-3	at Virginia	2021
held opponent without offensive TD at home	56-3	Tennessee State	2023
held opponent scoreless neutral site	22-0	vs. Maryland	2002
held two opponents scoreless in a season	22-0	vs. Maryland	2002
	42-0	Rutgers	2002
held three opponents scoreless in a season	23-0	Purdue	1976
	49-0	at Northwestern	1976
	41-0	Oregon	1976
held four/five/six opponents scoreless in a season	35-0	vs. Army	1966
	32-0	North Carolina	1966
	38-0	at Oklahoma	1966
	40-0	Pittsburgh	1966
	64-0	Duke	1966
	51-0	at Southern Cal	1966
scored on the first play of the game	int return	at Syracuse	2022
		B. Joseph	29 yds

TURNOVERS

did not commit a turnover	0	Ohio State	2023
committed six or more turnovers	6	vs. Navy	1984
committed five turnovers	5	Boston College	2015
lost four or more fumbles	4	Michigan State	1999
lost three fumbles	3	at Boston College	2020
recorded six or more takeaways	6	Michigan	2012
recorded five takeaways	5 (3 int, 2 fumble)	Boston College	2022
returned an interception for a touchdown	1	Tennessee State	2023
Clarence Lewis - 33 yds			
returned two or more interceptions for touchdowns	2	vs. Wisconsin	2021
Jack Kiser - 66 yds, Drew White - 48 yards			
returned a fumble for a touchdown	1	Georgia Tech	2021
Myron Tagovailoa-Amosa - 70 yds			

punted 10 or more times	at Michigan		2019
did not punt	vs. Navy		2023
blocked a field goal	Tennessee State	Jason Onye	2023
had a field goal blocked	at Texas		2016
blocked a PAT kick	Florida State	Jerry Tillery	2018
scored on a blocked PAT kick	Florida State	Julian Love	2018
missed a PAT kick	Cincinnati		2021
had a PAT kick blocked	Florida State		2018
opponent scored on blocked PAT	Northwestern		2014
had a punt blocked	Northwestern		2018
two-point conversion	Marshall	Tyler Buchner run	2022
missed two-point conversion	at Southern Cal	pass failed	2022
stopped 3 two-point conv. attempts	at North Carolina		2022
recovered two onside kicks	vs. Navy	P. Kollie, M. Salerno	2022

DEFENSE

held opponent to 100 or fewer rushing yards	84	at NC State	2023
held opponent to 50 or fewer rushing yards	34	Clemson	2020
100 or fewer passing yards	67	Tennessee State	2023
200 or fewer passing yards	137	Central Michigan	2023
100 or fewer passing yards, consecutive games	67	Tennessee State	2023
	43	vs. Navy	2023
300 or fewer total yards	268	Central Michigan	2023
200 or fewer total yards	156	Tennessee State	2023
intercepted five or more passes	5	Michigan	2012
intercepted four passes	4	vs. Wisconsin	2021
intercepted three passes	3	at NC State	2023
forced five or more fumbles	5	at Louisville	2019
forced four fumbles	4	Syracuse	2020
forced three fumbles	3	at Stanford	2021
scored a safety		vs. BYU	2022
recorded nine or more sacks	9	Rutgers	1996
eight sacks	8	Virginia	2019
seven sacks	7	at Virginia	2021
six sacks	6	California	2022
held opponent to 10 or fewer first downs	10	Boston College	2022
held opponent without a 3rd down conversion	0-12	UNLV	2022

MISCELLANEOUS

had 35 or more first downs	35	at North Carolina	2022
had 30 or more first downs	35	at North Carolina	2022
had 25 or more first downs	26	Tennessee State	2023
had 20 or more first downs	23	Central Michigan	2023
ND was not penalized		at LSU	1997
had 10 or more penalties	10	at NC State	2023
has 120 or more yards in penalties	120	at Rutgers	2000
had 40 or more minutes of possession time	40:55	vs. BYU	2022
had 35 or more minutes of possession time	36:39	vs. South Carolina	2022
was involved in a tie game	17-17	at Southern Cal	1994
was involved in an overtime game	41-38	at Florida State	2021
was involved in a 2 OT overtime game	47-40	Clemson	2020
was involved in a 3 OT overtime game	29-26	Pittsburgh	2012
was involved in a 4 OT overtime game	33-36	Pittsburgh	2008

NOTRE DAME PLAYER RUSHING

rushed for 100 yards	176	Audric Estimé	Central Michigan	2023
rushed for 125 yards	176	Audric Estimé	Central Michigan	2023
rushed for 150 yards	176	Audric Estimé	Central Michigan	2023
rushed for 175 yards	176	Audric Estimé	Central Michigan	2023
rushed for 200 yards	202	Dexter Williams	Florida State	2018
rushed for 250 yards	262	Julius Jones	at Pittsburgh	2003
QB rushed for 200 yards	207	Brandon Wimbush	at Boston College	2017
QB rushed for 100 yards	139	Ian Book	at Duke	2019
player rushed for 100 yards in consecutive games		Audric Estimé		
	176	Audric Estimé	Central Michigan	2023
	134	Audric Estimé	at NC State	2023
	116	Audric Estimé	Tennessee State	2023
two players rush for over 100 yards	114	Logan Diggs	Clemson	2022
	104	Audric Estimé	Clemson	2022
three players rush for over 100 yds	128	DeShone Kizer	at Stanford	2015

SPECIAL TEAMS

returned a punt for a touchdown	Massachusetts	C.J. Sanders (50 yds)	2015
returned a blocked punt for a TD	Clemson	Prince Kollie (17 yds)	2022
returned a kickoff for a touchdown	vs. Wisconsin	Chris Tyree (96 yds)	2021
returned a blocked FG for a TD	at Air Force	Terrail Lamber (76 yds)	2006
blocked a punt	vs. Navy	Jack Kiser	2022
blocked two punts	UNLV	Isaiah Foskey (both)	2022
blocked two consecutive punts	UNLV	Isaiah Foskey (both)	2022
blocked punt in consecutive games	Stanford & UNLV		2022
blocked punt in three cons. games	at Syracuse	Clarence Lewis	2022
blocked punt in four cons. games	Clemson	Jordan Botelho	2022
blocked punt in five cons. games	vs. Navy	Jack Kiser	2022

	161	Josh Adams	at Stanford	2015
	124	Dexter Williams	at Stanford	2015
rushed 40 or more times	40	Allen Pinkett	at LSU	1984
rushed 35 times	35	Julius Jones	BYU	2003
rushed 30 times	32	James Aldridge	Navy	2007
rushed 25 times	28	Logan Diggs	UNLV	2022
two players rush 20 times	20	Audric Estimé	at Syracuse	2022
	20	Logan Diggsq	at Syracuse	2022
rushed for 4 or more TDs	4	Brandon Wimbush	at Boston College	2017
rushed for 3 TDs	3	Kyren Williams	Clemson	2020
rushed for 2 TDs	2	Audric Estimé	at NC State	2023
had a run of 90 yards or more	91	Kyren Williams	North Carolina	2021
had a run of 80 yards or more	80	Audric Estimé	at NC State	2023
had a run of 70 yards or more	80	Audric Estimé	at NC State	2023
had a run of 60 yards or more	80	Audric Estimé	at NC State	2023
had a run of 50 yards or more	80	Audric Estimé	at NC State	2023

PASSING

passed for 500 or more yards	509	Jack Coan	vs. Oklahoma St.	2021
passed for 400 yards	509	Jack Coan	vs. Oklahoma St.	2021
passed for 300 yards	330	Sam Hartman	Central Michigan	2023
attempted 60 or more passes	68	Jack Coan	vs. Oklahoma St.	2021
attempted 50 passes	53	Ian Book	Virginia Tech	2019
attempted 40 passes	40	Ian Book	Boston College	2019
attempted 30 passes	32	Tyler Buchner	Marshall	2022
completed 30 or more passes	38	Jack Coan	vs. Oklahoma St.	2021
completed 20 passes	23	Drew Pyne	at Southern Cal	2022
threw six touchdowns	6	Brady Quinn	BYU	2005
threw five touchdowns	5	Jack Coan	vs. Oklahoma St.	2021
threw four touchdowns	4	Sam Hartman	at NC State	2023
threw three touchdowns	3	Sam Hartman	Central Michigan	2023
threw five or more interceptions	5	Terry Hanratty	Southern Cal	1967
threw four interceptions	4	Everett Golson	at Arizona State	2014
threw three interceptions	3	Tyler Buchner	vs. South Carolina	2022
completed a pass of 90 yds or more	95	Dayne Crist	Michigan	2010
completed a pass of 80 yds or more	83	Brandon Wimbush	at Stanford	2017
completed a pass of 70 yds or more	76	Sam Hartman	Central Michigan	2023
completed a pass of 60 yds or more	76	Sam Hartman	Central Michigan	2023
completed a pass of 50 yds or more	76	Sam Hartman	Central Michigan	2023
finished first half w/o incompletion	8-8	Drew Pyne	at Southern Cal	2022
completed 10 straight passes	15	Drew Pyne	at Southern Cal	2022
completed 15 consecutive passes	15	Drew Pyne	at Southern Cal	2022
consecutive completions to start a game	15	Drew Pyne	at Southern Cal	2022

RECEIVING

caught 10 or more passes	11	Michael Mayer	vs. BYU	2022
caught 7 passes	7	Mitchell Evans	Ohio State	2023
had 200 or more yards	201	Golden Tate	at Stanford	2009
had 175 yards	180	Chase Claypool	Wake Forest	2017
had 150 yards	180	Chase Claypool	Wake Forest	2017
had 100 yards	115	Holden Staes	at NC State	2023

had 2/3 receivers with 100+ yds	136	Lorenzo Styles	vs. Oklahoma St.	2021
	115	Chris Tyree	vs. Oklahoma St.	2021
	105	Kevin Austin	vs. Oklahoma St.	2021
caught a 75 yd pass	76	Chris Tyree	Central Michigan	2023
two receptions over 75 or more	75	Tobias Merriweather	Central Michigan	2023
	76	Chris Tyree	Central Michigan	
caught 4 or more TDs	4	Chase Claypool	Navy	2019
caught 3 or more TDs	3	Javon McKinley	Syracuse	2020
caught 3 or more TDs in one half	3	Ben Skowronek	at Boston College	2020
caught 2 or more TDs	2	Holden Staes	at NC State	2023

TOTAL OFFENSE

had 500 or more total yards	505	Jack Coan	vs. Oklahoma St.	2021
had 400 total yards	406	Ian Book	New Mexico	2019
had 100 yard passing, 100 rushing	181 139	Ian Book	at Duke	2019
had 3 RB with 100+ scrimmage yards	134	Audric Estimé	at North Carolina	2022
	111	Chris Tyree	at North Carolina	2022
	115	Logan Diggs	at North Carolina	2022

SCORING

accounted for 6 or more TDs	6	Ian Book	New Mexico	2019
accounted for 5 or more TDs	5	Tyler Buchner	vs. South Carolina	2022
accounted for 4 or more TDs	4	Sam Hartman	Central Michigan	2023
accounted for 3 or more TDs	4	Sam Hartman	Central Michigan	2023

DEFENSE

3 or more interceptions	3	Benjamin Morrison	Boston College	2022
2 interceptions	3	Benjamin Morrison	Boston College	2022
forced 2 fumbles	2	Daelin Hayes	at Georgia Tech	2020
recovered 3 fumbles			never	
recovered 2 fumbles	2	Nick McCloud	vs. Clemson	2020
20 or more tackles	21	Manti Te'o	Stanford	2010
15 tackles	17	Te'veon Coney	vs. LSU	2017
10 tackles	10	Jack Kiser	Central Michigan	2023
defensive lineman 10 tackles	11	Howard Cross III	Marshall	2022
4.0 or more sacks	4.0	Jerry Tillery	Stanford	2018
3.0 sacks	3.0	Isaiah Foskey	UNLV	2022
2.0 sacks	2.0	Jordan Bothelho	at Syracuse	2022

SPECIAL TEAMS

scored 17 or more points kicking	17	Jonathan Doerer	vs. Clemson	2020
scored 15 points kicking	17	Jonathan Doerer	vs. Clemson	2020
scored 10 points kicking	11	Spencer Shrader	Central Michigan	2023
5 or more field goals	5	Kyle Brindza	vs. Rutgers	2013
4 field goals	4	Jonathan Doerer	vs. Clemson	2020
2 field goals of 50 yards or more			never	
longest field goal	54	Spencer Shrader	at NC State	2023



field goal of 50 yards or more	50	Spencer Shrader	Central Michigan	2023
punted over 70 yards	72	Jay Bramblett	vs. Wisconsin	2021
punted over 60 yards	61	Jon Sot	Marshall	2022
punted 10 or more times	10	Jay Bramblett	at Michigan	2019
175 yards or more on kickoff returns	182	C.J. Sanders	at Stanford	2015
100 yards or more on kickoff returns	132	Chris Tyree	vs. Wisconsin	2021
100 yards or more on punt returns	101	Golden Tate	at Pittsburgh	2009

5 or more interceptions	5	Southern Cal	1967
4 interceptions	4	at Arizona State	2014
3 interceptions	3	Marshall	2022
returned an interception for a touchdown		vs. South Carolina	2022
O. Fortune - 100 yards			
returned two interceptions for a touchdown		vs. South Carolina	2022
O'Donnell Fortune - 100 yards			
DQ Smith - 47 yards			
returned a fumble for a touchdown		at Georgia Tech	2020
Zamari Walton - 93 yards			

THE LAST TIME AN OPPOSING TEAM...

RUSHING

400 or more yards	411	Pittsburgh	1975
300 yards	303	Michigan	2019
200 yards	204	at Southern Cal	2022
50 or more rushing attempts	64	Navy	2019
5 or more rushing TDs	5	Texas	2016
4 rush TDs	4	at Southern Cal	2022
two players with 100+ rushing yards in a game	2	BYU	2013
Taysom Hill - 100; Paul Laskike - 101			

PASSING

400 or more yards	439	Clemson	2020
300 yards	301	at North Carolina	2022
60 or more passing attempts	60	Tennessee	1990
50 passing attempts	51	vs. Oklahoma St.	2021
40 passing attempts	48	at NC State	2023
30 or more pass completions	34	vs. Oklahoma St.	2021
5 or more passing TDs	5	at North Carolina	2022
4 passing TDs	4	vs. Oklahoma St.	2021
3 passing TDs	3	vs. South Carolina	2022

TOTAL OFFENSE

600 or more yards	605	vs. Oklahoma St.	2021
500 yards	564	North Carolina	2021
400 yards	436	at Southern Cal	2022
90 or more plays	95	vs. Oklahoma St.	2021
80 plays	81	Stanford	2022
75 plays	78	NC State	2023

SCORING

60 or more points		never	
50 points	50	at Texas	2016
40 points	40	Clemson	2020
30 points	38	vs. South Carolina	2022
scored a two-point conversion		vs. Navy (twice)	2022

TURNOVERS

did not commit a turnover		Ohio State	2023
3 or more fumbles lost	3	Clemson	2020

DEFENSE

held ND to 10 or fewer first downs	10	at NC State	2016
scored a safety		Stanford	2016
held ND to 50 or fewer rushing yards	42	vs. Oklahoma St.	2021
held ND to 200 or fewer passing yards	150	California	2022
held ND to 100 or fewer passing yards	85	Clemson	2022
held ND to 300 or fewer total yards	297	California	2022
held ND to 200 or fewer total yards	180	at Michigan	2019
posted five or more sacks	5.0	vs. Navy	2022

SPECIAL TEAMS

returned a punt for a touchdown	at Southern Cal	Adore Jackson (55 yds)	2016
returned a blocked punt for a TD	NC State	Germain Pratt (0 yds)	2017
returned a kickoff for a TD	Pittsburgh	Maurice French (99 yds)	2018
returned kickoff, punt in same game	at Southern Cal	Adore Jackson (55 yd PR; 97 yd KR)	2016
punted 10 or more times	Georgia Tech	20	2021
did not punt	Miami FL		1985
missed a PAT kick attempt	vs. Navy		2022

MISCELLANEOUS

had 30 or more first downs	34	vs. Oklahoma St.	2021
had 20 first downs	20	at NC State	2023
had 10 or more penalties	12	Pittsburgh	2020
had 100 or more yards in penalties	127	Georgia	2017
had 35 or more minutes of possession time	35:23	at Southern Cal	2022
had 100-yd receiver, 100-yd rusher		vs. Oklahoma St.	2021
Spencer Sanders, 125 rushing; Brennan Presley 137 receiving; Tay Martin 104 receiving			
had 2 players with 100 receiving yards		vs. Oklahoma St.	2021
Brennan Presley, 137; Tay Martin 104			

AN OPPOSING PLAYER

RUSHING

rushed for 100 yards	104	TreVeyon Henderson	Ohio State	2023
rushed for 150 yards	154	Austin Jones	at Southern Cal	2022
rushed for 200 yards	210	Alexander Teich	Navy	2010
rushed for 300 yards	303	Tony Dorsett	Pittsburgh	1975
rushed 40 or more times	42	Craig Heyward	Pittsburgh	1987
rushed 30 times	32	Casey Filkins	Stanford	2022



rushed 25 times	32	Casey Filkins	Stanford	2022
rushed for 5 or more TDs	5	Walter Reyes	at Syracuse	2003
rushed for 4 TDs	4	Ezekiel Elliott	vs. Ohio State	2015
rushed for 3 TDs	3	Caleb Williams	at Southern Cal	2022
rushed for 2 TDs	3	Caleb Williams	at Southern Cal	2022
a rush of 80 yards or more	89	Jashaun Corbin	at Florida State	2021
a rush of 70 yards	74	Courtney Reese	UNLV	2022
a rush of 60 yards	61	TreVeyon Henderson	Ohio State	2023
a rush of 50 yards	61	TreVeyon Henderson	Ohio State	2023

totaled 100 or more KR yards	122	Damond Phiyaw-Johnson	Duke	2019
------------------------------	-----	-----------------------	------	------

PASSING

passed for 300 yards	301	Drake Maye	at North Carolina	2022
passed for 400 yards	439	D.J. Uiagalelei	Clemson	2020
passed for 500 yards		never		
attempted 60 or more passes	60	Andy Kelly	Tennessee	1990
attempted 50 passes	51	Spencer Sanders	vs. Oklahoma St.	2021
attempted 40 passes	47	Brennan Armstrong	at NC State	2023
completed 30 passes	34	Spencer Sanders	vs. Oklahoma St.	2021
completed 20 passes	22	Brennan Armstrong	at NC State	2023
threw 6 or more TDs	6	Cody Kessler	Southern Cal	2014
threw 5 TDs	5	Drake Maye	at North Carolina	2022
threw 4 TDs	4	Spencer Sanders	vs. Oklahoma St.	2021
completed 90-yard or more pass	97	Kyle Orton	Purdue	2004
completed 80-yard pass	80	Drake Maye	at North Carolina	2022
completed 70-yard pass	72	Eric Dungey	Syracuse	2016
completed 60-yard pass	64	Drake Maye	at North Carolina	2022

RECEIVING

caught 15 or more passes	15	Drake London	Southern Cal	2021
caught 10 passes	11	Emeka Egbuka	at Ohio State	2022
	11	Marvin Harrison Jr.	at Ohio State	2022
had 200 or more yards receiving	238	Selwyn Lymon	Purdue	2006
had 150 yards receiving	150	Antoine Green	at North Carolina	2022
had 100 yards receiving	100	Kody Epps	vs. BYU	2022
caught 3 or more TD passes	3	Tay Martin	vs. Oklahoma St.	2021

SCORING

accounted for 7 or more TDs	7	Spencer Sanders	vs. Oklahoma St.	2021
accounted for 6 TDs	6	Cody Kessler	Southern Cal	2014
accounted for 5 TDs	5	Drake Maye	at North Carolina	2022

DEFENSE

3 or more interceptions	3	Rod Johnson	NC State	2003
2 interceptions	2	Justin Simmons	Boston College	2015
3.0 or more sacks	3.0	Bradley Chubb	NC State	2016
2.0 sacks	2.0	Davin Vann	at NC State	2023

SPECIAL TEAMS

kicked 4 or more field goals	4	B.T. Potter	Clemson	2020
kicked a 50-yd or more field goal	54	Andre Szmyt	at Syracuse	2022
kicked a punt of 65 or more yards	65	Jake Bailey	Stanford	2017



18
STEVE ANGELI

QB • 6-2 3/8, 211 lbs • Sophomore/Freshman
Westfield, NJ (Bergan Catholic)

Rushing and Passing

SEASON	TEAM	gp	Rushing						Passing							
			att	yds	td	lg	avg/c	avg/g	comp-att-int	yds	td	lg	pct	avg/p	avg/g	effic
2022-23	ND	2	0	0	0	0	0.0	0.0	0-0-0	0	0	0	0.0	0.0	0.0	0.0
2023-24	ND	4	0	0	0	0	0.0	0.0	10-14-0	144	2	42	71.4	14.4	36.0	
TOTAL		6	0	0	0	0	0.0	0.0	10-14-0	144	2	42	71.4	14.4	205.0	

Date	Opponent	Rushing	Receiving	Passing	Kick Returns	Punt Returns	all
		no. yds td lg	no. yds td lg	cmp-att-int yds td lg	no. yds td lg	no. yds td lg	purp
08/26/2023	vs Navy	0 0 0 0	0 0 0 0	1-1-0 2 0 2	0 0 0 0	0 0 0 0	0
09/02/2023	Tennessee St.	0 0 0 0	0 0 0 0	8-11-0 130 2 42	0 0 0 0	0 0 0 0	0
09/09/2023	at NC State	0 0 0 0	0 0 0 0	0-0-0 0 0 0	0 0 0 0	0 0 0 0	0
09/16/2023	Central Mich.	0 0 0 0	0 0 0 0	1-2-0 12 0 12	0 0 0 0	0 0 0 0	0
		0 0 0 0	0 0 0 0	10-14-0 144 2 42	0 0 0 0	0 0 0 0	144



23
JAIDEN AUSBERRY

LB • 6-0 1/8, 224 lbs • Freshman/Freshman
Baton Rouge, LA (University Laboratory School)

Tackles

SEASON	TEAM	GP	Tackles							Interceptions			Receptions					
			ua	a	total	tfl	pd	ff	blk	sacks	int	rec	yds	td	lg	rec/g	yds/r	yds/g
2023-24	ND	4	2	1	3	0-0	0	0	0	0	0	0	0	0	0	0.0	0.0	0.0
TOTAL		4	2	1	3	0-0	0	0	0	0	0	0	0	0	0.0	0.0	0.0	

Single Game Highs

Statistic	Value	
Total Tackles	3	vs Tennessee St. 09/02/23

Date	Opponent	Tackles	Sacks	Fumble	Pass Defense	blkd	PAT attempts	off
		ua a total tfl-yds	no-yds	ff fr-yds	int-yds qbh brup	kick	kick rush rcv	saf pts
08/26/2023	vs Navy	0 0 0 0-0	0-0	0 0-0	0-0 0 0	0	0-0 0 0	0
09/02/2023	Tennessee St.	2 1 3 0-0	0-0	0 0-0	0-0 0 0	0	0-0 0 0	0
09/16/2023	Central Mich.	0 0 0 0-0	0-0	0 0-0	0-0 0 0	0	0-0 0 0	0
09/23/2023	Ohio St.	0 0 0 0-0	0-0	0 0-0	0-0 0 0	0	0-0 0 0	0
		2 1 3 0-0	0-0	0 0-0	0-0 0 0	0	0-0 0 0	0



27
JD BERTRAND

LB • 6-1, 233 lbs • Graduate Student/Senior
Alpharetta, GA (Blessed Trinity)

Tackles

SEASON	TEAM	GP	Tackles							Interceptions			Receptions					
			ua	a	total	tfl	pd	ff	blk	sacks	int	rec	yds	td	lg	rec/g	yds/r	yds/g
2019-20	ND	3	0	0	0	0-0	0	0	0	0	0	0	0	0	0	0.0	0.0	0.0
2020-21	ND	10	5	2	7	0-0	0	0	0	0	0	0	0	0	0	0.0	0.0	0.0
2021-22	ND	13	63	38	101	7-22	1	1	0	1.5	0	0	0	0	0.0	0.0	0.0	
2022-23	ND	12	45	37	82	8.5-28	3	0	0	2	0	0	0	0	0.0	0.0	0.0	
2023-24	ND	4	11	10	21	2-5	2	0	0	0	0	0	0	0	0.0	0.0	0.0	
TOTAL		42	124	87	211	17.5-55	6	1	1	3.5	0	0	0	0	0.0	0.0	0.0	

Single Game Highs

Statistic	Value	
Total Tackles	13	vs Stanford 10/15/22
Total Sacks	1	vs Toledo 09/11/21, vs Clemson 11/05/22
Total Tackles For Loss	3	vs Toledo 09/11/21

Date	Opponent	Tackles	Sacks	Fumble	Pass Defense	blkd	PAT attempts	off
		ua a total tfl-yds	no-yds	ff fr-yds	int-yds qbh brup	kick	kick rush rcv	saf pts
08/26/2023	vs Navy	3 0 3 0-0	0-0	0 0-0	0-0 0 0	0	0-0 0 0	0
09/02/2023	Tennessee St.	3 2 5 1-0-2	0-0	0 0-0	0-0 1 0	0	0-0 0 0	0
09/09/2023	at NC State	1 4 5 0-0	0-0	0 0-0	0-0 2 1	0	0-0 0 0	0
09/23/2023	Ohio St.	4 4 8 1-0-3	0-0	0 0-0	0-0 0 1	0	0-0 0 0	0
		11 10 21 2-0-5	0-0	0 0-0	0-0 3 2	0	0-0 0 0	0



12
JORDAN BOTELHO

DL • 6-2 1/2, 264 lbs • Senior/Senior
Honolulu, HI (Saint Louis)


Tackles

SEASON	TEAM	GP	Tackles							Interceptions			Receptions				
			ua	a	total	tfl	pd	ff	blk	sacks	int	rec	yds	td	lg	rec/g	yds/r
2020-21	ND	10	2	2	4	0-0	0	0	0	0	0	0	0	0	0.0	0.0	0.0
2021-22	ND	11	11	7	18	3-11	0	0	0	2	0	0	0	0	0.0	0.0	0.0
2022-23	ND	13	9	2	11	6.5-24	0	0	1	4.5	0	0	0	0	0.0	0.0	0.0
2023-24	ND	5	10	3	13	2-14	0	0	0	2	0	0	0	0	0.0	0.0	0.0
TOTAL		39	32	14	46	11.5-49	0	0	1	8.5	0	0	0	0	0.0	0.0	0.0

Single Game Highs

Statistic	Value	
Longest Punt Return	1	vs South Fla. 09/19/20
Total Tackles	4	4 times
Total Sacks	2	at Syracuse 10/29/22, vs South Carolina 12/30/22
Total Tackles For Loss	2	at Syracuse 10/29/22, vs South Carolina 12/30/22

Date	Opponent	Tackles	Sacks	Fumble	Pass Defense	blkd	PAT attempts	off
		ua a total tfl-yds	no-yds	ff fr-yds	int-yds qbh brup	kick	kick rush rcv	saf pts
08/26/2023	vs Navy	1 2 3 0-0	0-0	0 0-0	0-0 1 0	0	0-0 0 0	0
09/02/2023	Tennessee St.	2 0 2 1-0-5	1-5	0 0-0	0-0 0 0	0	0-0 0 0	0
09/09/2023	at NC State	1 0 1 0-0	0-0	0 0-0	0-0 0 0	0	0-0 0 0	0
09/16/2023	Central Mich.	3 0 3 0-0	0-0	0 0-0	0-0 0 0	0	0-0 0 0	0
09/23/2023	Ohio St.	3 1 4 1-0-9	1-9	0 0-0	0-0 0 0	0	0-0 0 0	0
		10 3 13 2-0-14	2-14	0 0-0	0-0 1 0	0	0-0 0 0	0



34 DRAYK BOWEN

LB • 6-2, 234 lbs • Freshman/Freshman
St. John, IN (Andrean)

Tackles

SEASON	TEAM	GP	Tackles							Interceptions		Receptions						
			ua	a	total	tfl	pd	ff	fr	blk	sacks	int	rec	yds	td	lg	rec/g	yds/r
2023-24	ND	4	2	0	2	0-0	0	1	0	0	0	0	0	0	0	0.0	0.0	0.0
TOTAL		4	2	0	2	0-0	0	1	0	0	0	0	0	0	0.0	0.0	0.0	

Single Game Highs

Statistic	Value	
Total Tackles	1	at NC State 09/09/23, vs Central Mich. 09/16/23

Date	Opponent	Tackles		Sacks	Fumble	Pass Defense		blkd	PAT attempts			off				
		ua	a	total	tfl	pd	ff	fr	blk	sacks	kick	kick	rush	rcv	saf	pts
08/26/2023	vs Navy	0	0	0	0-0	0	0	0	0	0	0	0	0	0	0	0
09/09/2023	at NC State	1	0	1	0-0	0-0	1	0-0	0	0	0	0	0	0	0	0
09/16/2023	Central Mich.	1	0	1	0-0	0-0	0	0-0	0	0	0	0	0	0	0	0
09/23/2023	Ohio St.	0	0	0	0-0	0-0	0	0-0	0	0	0	0	0	0	0	0
TOTAL		2	0	2	0-0	0-0	1	0-0	0	0	0	0	0	0	0	0



2 DJ BROWN

S • 6-11/4, 202 lbs • Graduate Student/Senior
Annapolis, MD (St. John's College)

Tackles

SEASON	TEAM	GP	Tackles							Interceptions		Receptions					
			ua	a	total	tfl	pd	ff	fr	blk	sacks	int	rec	yds	td	lg	rec/g
2018-19	ND	1	0	0	0	0-0	0	0	0	0	0	0	0	0	0.0	0.0	0.0
2019-20	ND	9	3	4	7	0-0	0	0	0	0	0	0	0	0	0.0	0.0	0.0
2020-21	ND	12	7	1	8	0-0	2	0	0	0	0	0	0	0	0.0	0.0	0.0
2021-22	ND	12	21	21	42	1-2	1	0	0	0	0	0	0	0	0.0	0.0	0.0
2022-23	ND	13	27	21	48	0-5	2	0	0	0	0	0	0	0	0.0	0.0	0.0
2023-24	ND	4	8	4	12	0-0	2	0	0	0	0	0	0	0	0.0	0.0	0.0
TOTAL		51	66	51	117	1.5-4	7	0	0	0	0	4	0	0	0.0	0.0	0.0

Single Game Highs

Statistic	Value	
Total Tackles	9	vs Marshall 09/10/22
Total Tackles For Loss	1	at Florida St. 09/05/21
Total Interceptions	1	4 times

Date	Opponent	Tackles		Sacks	Fumble	Pass Defense		blkd	PAT attempts			off				
		ua	a	total	tfl	pd	ff	fr	blk	sacks	kick	kick	rush	rcv	saf	pts
08/26/2023	vs Navy	1	1	2	0-0	0-0	0	0	0	0	0	0	0	0	0	0
09/02/2023	Tennessee St.	2	0	2	0-0	0-0	0	0	0	0	0	0	0	0	0	0
09/09/2023	at NC State	4	1	5	0-0	0-0	0	0	0	0	0	0	0	0	0	0
09/23/2023	Ohio St.	1	2	3	0-0	0-0	0	0	0	0	2	0	0	0	0	0
TOTAL		8	4	12	0-0	0-0	0	0	0	0	2	0	0	0	0	0



40 JOSHUA BURNHAM

DL • 6-3 1/2, 248 lbs • Sophomore/Freshman
Traverse City, MI (Traverse City Central)

Tackles

SEASON	TEAM	GP	Tackles							Interceptions		Receptions					
			ua	a	total	tfl	pd	ff	fr	blk	sacks	int	rec	yds	td	lg	rec/g
2022-23	ND	1	0	1	1	0.5-3	0	0	0	0	0	0	0	0	0.0	0.0	0.0
2023-24	ND	5	5	3	8	2-12	0	0	0	1	0	0	0	0	0.0	0.0	0.0
TOTAL		6	5	4	9	2.5-15	0	0	0	1	0	0	0	0	0.0	0.0	0.0

Single Game Highs

Statistic	Value	
Total Tackles	3	vs Navy 08/26/23, vs Tennessee St. 09/02/23
Total Sacks	1	vs Navy 08/26/23
Total Tackles For Loss	1	vs Navy 08/26/23, vs Tennessee St. 09/02/23

Date	Opponent	Tackles		Sacks	Fumble	Pass Defense		blkd	PAT attempts			off				
		ua	a	total	tfl	pd	ff	fr	blk	sacks	kick	kick	rush	rcv	saf	pts
08/26/2023	vs Navy	2	1	3	1.0-9	1-9	0	0-0	0	0	0	0	0	0	0	0
09/02/2023	Tennessee St.	2	1	3	1.0-3	0-0	0	0-0	0	0	2	0	0	0	0	0
09/09/2023	at NC State	0	1	1	0-0	0-0	0	0-0	0	0	0	0	0	0	0	0
09/16/2023	Central Mich.	0	0	0	0-0	0-0	0	0-0	0	0	0	0	0	0	0	0
09/23/2023	Ohio St.	1	0	1	0-0	0-0	0	0-0	0	0	0	0	0	0	0	0
TOTAL		5	3	8	2.0-12	1-9	0	0-0	0	0	2	0	0	0	0	0



4 ANTONIO CARTER II

S • 5-13/4, 207 lbs • Graduate Student/Senior
Orlando, FL (Oak Ridge/Rhode Island)

Tackles

SEASON	TEAM	GP	Tackles							Interceptions		Receptions					
			ua	a	total	tfl	pd	ff	fr	blk	sacks	int	rec	yds	td	lg	rec/g
2019-20	URI	3	0	0	0	0-0	0	0	0	0	0	0	0	0	0.0	0.0	0.0
2020-21	URI	3	5	2	7	0-0	0	0	0	0	0	1	0	0	0.0	0.0	0.0
2021-22	URI	11	36	16	52	1-11	7	1	1	0	1	0	0	0	0.0	0.0	0.0
2022-23	URI	11	40	20	60	4.5-18	10	2	2	0	1	1	0	0	0.0	0.0	0.0
2023-24	ND	4	6	0	6	0-0	0	1	0	0	0	0	0	0	0.0	0.0	0.0
TOTAL FOR ND		4	6	0	6	0-0	0	1	0	0	0	0	0	0	0.0	0.0	0.0
TOTAL		32	87	38	125	5.5-29	17	4	3	0	2	2	0	0	0.0	0.0	0.0

Single Game Highs

Statistic	Value	
Total Tackles	8	vs Delaware 09/17/22, at New Hampshire 11/12/22
Total Sacks	1	vs Bryant 09/04/21, vs Albany 11/19/22
Total Tackles For Loss	1	5 times
Total Interceptions	1	at Albany 03/20/21, vs Brown 10/01/22

Date	Opponent	Tackles		Sacks	Fumble	Pass Defense		blkd	PAT attempts			off				
		ua	a	total	tfl	pd	ff	fr	blk	sacks	kick	kick	rush	rcv	saf	pts
08/26/2023	vs Navy	1	0	1	0-0	0-0	0	0-0	0	0	0	0	0	0	0	0
09/02/2023	Tennessee St.	1	0	1	0-0	0-0	1	0-0	0	0	0	0	0	0	0	0
09/09/2023	at NC State	1	0	1	0-0	0-0	0	0-0	0	0	0	0	0	0	0	0
09/16/2023	Central Mich.	3	0	3	0-0	0-0	0	0-0	0	0	0	0	0	0	0	0
TOTAL		6	0	6	0-0	0-0	1	0-0	0	0	0	0	0	0	0	0



0 DEION COLZIE

WR • 6-4 3/4, 210 lbs • Junior/Junior
McDonough, GA (Athens Academy)

Tackles

SEASON	TEAM	GP	Tackles							Interceptions		Receptions							
			ua	a	total	tfl	pd	ff	fr	blk	sacks	int	rec	yds	td	lg	rec/g	yds/r	yds/g
2021-22	ND	11	0	0	0	0-0	0	0	0	0	0	0	4	67	0	31	0.4	16.8	6.1
2022-23	ND	12	1	0	1	0-0	0	0	0	0	0	0	9	192	1	30	0.8	21.3	16.0
2023-24	ND	4	0	0	0	0-0	0	0	0	0	0	0	3	45	1	25	0.8	15.0	11.3
TOTAL		27	1	0	1	0-0	0	0	0	0	0	0	16	304	2	31	0.6	19.0	11.3

Single Game Highs

Statistic	Value	
Receptions	3	at Syracuse 10/29/22, at Southern California 11/26/22, vs Navy 08/26/23
Receptions Yards	75	at Southern California 11/26/22
Receptions Touchdowns	1	at Southern California 11/26/22, vs Navy 08/26/23
Longest Reception	31	vs Navy 11/06/21
Total Tackles	1	at Southern California 11/26/22

Date	Opponent	Rushing			Receiving			Passing			Kick Returns			Punt Returns			all					
		no.	yds	td	lg	no.	yds	td	lg	cmp	att	int	yds	td	lg	no.		yds	td	lg	purp	
08/26/2023	vs Navy	0	0	0	0	3	45	1	25	0	0	0	0	0	0	0	0	0	0	0	0	45
09/02/2023	Tennessee St.	0	0	0	0	0																



88 MITCHELL EVANS

TE • 6-5 1/8, 251 lbs • Junior/Junior
Wadsworth, OH (Wadsworth)

Rushing and Passing

SEASON	TEAM	gp	Rushing							Passing						
			att	yds	td	lg	avg/c	avg/g	comp-att-int	yds	td	lg	pct	avg/p	avg/g	effic
2019-20	OSU	12	0	0	0	0	0.0	0.0	0-0-0	0	0	0	0.0	0.0	0.0	0.0
2020-21	OSU	11	0	0	0	0	0.0	0.0	0-0-0	0	0	0	0.0	0.0	0.0	0.0
2021-22	OSU	12	0	0	0	0	0.0	0.0	0-0-0	0	0	0	0.0	0.0	0.0	0.0
2022-23	OSU	7	0	0	0	0	0.0	0.0	0-0-0	0	0	0	0.0	0.0	0.0	0.0
2023-24	ND	5	0	0	0	0	0.0	0.0	0-0-0	0	0	0	0.0	0.0	0.0	0.0
TOTAL FOR ND	5	0	0	0	0	0	0.0	0.0	0-0-0	0	0	0	0.0	0.0	0.0	0.0
TOTAL	47	0	0	0	0	0	0.0	0.0	0-0-0	0	0	0	0.0	0.0	0.0	0.0

Scoring and Total Offense

SEASON	TEAM	gp	Scoring										Total Offense							
			td	rush	rcv	ret	pat	2pat	fg	total	avg/g	rush	pass	total	avg/g					
2019-20	OSU	12	0	0	0	0	0	0	0	0	0	0	0	0	0	0	0.0	0.0	0.0	0.0
2020-21	OSU	11	0	0	0	0	0	0	0	0	0	0	0	0	0	0	0.0	0.0	0.0	0.0
2021-22	OSU	12	0	0	0	0	0	0	0	0	0	0	0	0	0	0	0.0	0.0	0.0	0.0
2022-23	OSU	7	0	0	0	0	0	0	0	0	0	0	0	0	0	0	0.0	0.0	0.0	0.0
2023-24	ND	5	0	0	0	0	0	0	0	0	0	0	0	0	0	0	0.0	0.0	0.0	0.0
TOTAL FOR ND	5	0	0	0	0	0	0	0	0	0	0	0	0	0	0	0	0.0	0.0	0.0	0.0
TOTAL	47	0	0	0	0	0	0	0	0	0	0	0	0	0	0	0	0.0	0.0	0.0	0.0

Punting and All Purpose

SEASON	TEAM	gp	Punting				All Purpose							
			no.	yds	lg	avg/g	rush	rcv	pr	kr	lr	total	avg/g	
2019-20	OSU	12	0	0	0	0.0	0	0	0	0	22	0	22	1.8
2020-21	OSU	11	0	0	0	0.0	0	0	0	0	0	0	0	0.0
2021-22	OSU	12	0	0	0	0.0	0	0	0	0	0	0	0	0.0
2022-23	OSU	7	0	0	0	0.0	0	0	0	0	11	11	1.6	
2023-24	ND	5	0	0	0	0.0	0	0	0	0	0	0	0	0.0
TOTAL FOR ND	5	0	0	0	0	0.0	0	0	0	0	0	0	0	0.0
TOTAL	47	0	0	0	0	0.0	0	0	0	0	22	11	33	0.7

Tackles

SEASON	TEAM	gp	Tackles								Interceptions		Receptions						
			ua	a	total	tfl	pd	ff	fr	blk	sacks	int	rec	yds	td	lg	rec/g	yds/r	yds/g
2019-20	OSU	12	9	4	13	1-2	0	0	0	0	0	0	0	0	0	0	0	0	0
2020-21	OSU	11	26	4	30	1-2	3	0	1	0	0	1	0	0	0	0	0	0	0
2021-22	OSU	12	12	8	20	1-5-2	1	1	0	0	0	0	0	0	0	0	0	0	0
2022-23	OSU	7	17	13	30	1-5-2	2	0	0	0	0	1	0	0	0	0	0	0	0
2023-24	ND	5	12	8	20	2-13	2	1	0	0	1	0	0	0	0	0	0	0	0
TOTAL FOR ND	5	12	8	20	2-13	2	1	0	0	1	0	0	0	0	0	0	0	0	0
TOTAL	47	76	37	113	7-24	8	2	1	0	1	2	0	0	0	0	0	0	0	0

Date	Opponent	Rushing			Receiving			Passing			Kick Returns			Punt Returns			all
		no.	yds	td	no.	yds	td	no.	yds	td	no.	yds	td	no.	yds	td	
08/26/2023	vs Navy	0	0	0	0	0	0	0-0-0	0	0	0	0	0	0	0	0	0
09/02/2023	Tennessee St.	0	0	0	4	61	0	0-0-0	0	0	0	0	0	0	0	0	61
09/09/2023	at NC State	1	2	0	2	1	0	0-0-0	0	0	0	0	0	0	0	0	4
09/23/2023	Ohio St.	0	0	0	7	75	0	0-0-0	0	0	0	0	0	0	0	0	75
		1	2	0	12	138	0	0-0-0	0	0	0	0	0	0	0	0	2



17 RICO FLORES JR.

WR • 6-0 1/8, 205 lbs • Freshman/Freshman
North Highlands, CA (Folsom)

Tackles

SEASON	TEAM	gp	Tackles								Interceptions		Receptions						
			ua	a	total	tfl	pd	ff	fr	blk	sacks	int	rec	yds	td	lg	rec/g	yds/r	yds/g
2023-24	ND	5	0	0	0	0-0	0	0	0	0	0	0	0	0	0	0	0	0	0
TOTAL	5	0	0	0	0-0	0	0	0	0	0	0	0	0	0	0	0	0	0	0

Single Game Highs

Statistic	Value
Receptions	3 vs Ohio St. 09/23/23, vs Central Mich. 09/16/23
Receptions Yards	60 vs Central Mich. 09/16/23
Receptions Touchdowns	1 vs Ohio St. 09/23/23
Longest Reception	42 vs Central Mich. 09/16/23

Date	Opponent	Rushing			Receiving			Passing			Kick Returns			Punt Returns			all
		no.	yds	td	no.	yds	td	no.	yds	td	no.	yds	td	no.	yds	td	
08/26/2023	vs Navy	0	0	0	1	2	0	0-0-0	0	0	0	0	0	0	0	0	2
09/02/2023	Tennessee St.	0	0	0	2	31	0	0-0-0	0	0	0	0	0	0	0	0	31
09/09/2023	at NC State	0	0	0	0	0	0	0-0-0	0	0	0	0	0	0	0	0	0
09/16/2023	Central Mich.	0	0	0	3	60	0	0-0-0	0	0	0	0	0	0	0	0	60
09/23/2023	Ohio St.	0	0	0	3	20	1	0-0-0	0	0	0	0	0	0	0	0	20
		0	0	0	9	113	1	0-0-0	0	0	0	0	0	0	0	0	0

Games	Avg/ rush	Avg/ catch	Pass effic	KR avg	PR avg	All purpose avg/game	Total offense avg/game
5	0.0	12.6	0.0	0.0	0.0	22.6	0.0



22 DEVYN FORD


RB • 5-11, 200 lbs • Graduate Student/Senior
Stafford, VA (North Stafford/Penn State)

Rushing and Passing

SEASON	TEAM	gp	Rushing							Passing						
			att	yds	td	lg	avg/c	avg/g	comp-att-int	yds	td	lg	pct	avg/p	avg/g	effic
2019-20	PSU	12	52	294	3	81	5.7	24.5	0-0-0	0	0	0	0.0	0.0	0.0	0.0
2020-21	PSU	6	67	274	3	23	4.1	45.7	0-0-0	0	0	0	0.0	0.0	0.0	0.0
2021-22	PSU	9	14	61	0	12	4.4	6.8	0-0-0	0	0	0	0.0	0.0	0.0	0.0
2022-23	PSU	4	7	37	0	30	5.3	9.3	0-0-0	0	0	0	0.0	0.0	0.0	0.0
2023-24	ND	4	4	14	0	5	3.5	3.5	0-0-0	0	0	0	0.0	0.0	0.0	0.0
TOTAL FOR ND	4	4	14	0	5	3.5	3.5	0-0-0	0	0	0	0.0	0.0	0.0	0.0	0.0
TOTAL	35	144	680	6	81	4.7	19.4	0-0-0	0	0	0	0.0	0.0	0.0	0.0	0.0

Scoring and Total Offense

SEASON	TEAM	gp	Scoring										Total Offense			
			td	rush	rcv	ret	pat	2pat	fg	total	avg/g	rush	pass	total	avg/g	
2019-20	PSU	12	3	3	0	0	0	0	0	18	1.5	294	0	294	24.5	
2020-21	PSU	6	3	3	0	0	0	0	0	18	3.0	274	0	274	45.7	
2021-22	PSU	9	0	0	0	0	0	0	0	0	0	61	0	61	6.8	
2022-23	PSU	4	0	0	0	0	0	0	0	0	0	37	0	37	9.3	
2023-24	ND	4	0	0	0	0	0	0	0	0	0	14	0	14	3.5	
TOTAL FOR ND	4	0	0	0	0	0	0	0	0	0	0	14	0	14	3.5	



24 JACK KISER

LB • 6-1 5/8, 232 lbs • Graduate Student/Senior
Royal Center, IN (Pioneer)

Tackles

		Tackles										Interceptions			Receptions					
SEASON	TEAM	GP	ua	a	total	tfl	pd	ff	fr	blk	sacks	int	rec	yds	td	lg	rec/g	yds/r	yds/g	
2019-20	ND	4	0	0	0	0-0	0	0	0	0	0	0	0	0	0	0	0.0	0.0	0.0	0.0
2020-21	ND	10	16	4	20	3-5	0	0	0	0	0	1	0	0	0	0.0	0.0	0.0	0.0	
2021-22	ND	13	26	19	45	1-3	5	2	0	0	0	2	0	0	0	0.0	0.0	0.0	0.0	
2022-23	ND	13	28	30	58	5.5-19	0	1	1	2.5	0	0	0	0	0	0.0	0.0	0.0	0.0	
2023-24	ND	5	17	11	28	1-12	0	1	0	0	1	0	0	0	0	0.0	0.0	0.0	0.0	
TOTAL		45	87	64	151	10.5-39	5	4	0	1	3.5	3	0	0	0	0.0	0.0	0.0	0.0	

Single Game Highs

Statistic	Value	Opponent	Date
Total Tackles	10	vs Central Mich.	09/16/23
Total Sacks	1	vs Marshall	09/10/22, vs Boston College
Total Tackles For Loss	2	vs South Fla.	09/19/20
Total Interceptions	1	at Boston College	11/14/20, vs Wisconsin

Date	Opponent	Tackles			Sacks		Fumble	Pass Defense				PAT attempts		off		
		ua	a	total	tfl-yds	no-yds	ff	fr-yds	int-yds	qbh	brup	kick	kick rush	rcv	saf	pts
08/26/2023	vs Navy	6	2	8	0-0-0	0-0	0	0-0	0-0	0	0	0	0-0	0	0	0
09/02/2023	Tennessee St.	2	0	2	0-0-0	0-0	0	0-0	0-0	0	0	0	0-0	0	0	0
09/09/2023	at NC State	3	3	6	0-0-0	0-0	0	0-0	0-0	1	0	0	0-0	0	0	0
09/16/2023	Central Mich.	6	4	10	1-0-12	1-12	1	0-0	0-0	0	0	0	0-0	0	0	0
09/23/2023	Ohio St.	0	2	2	0-0-0	0-0	0	0-0	0-0	0	0	0	0-0	0	0	0
TOTAL		17	11	28	1.0-12	1-12	1	0-0	0-0	2	0	0	0-0	0	0	0



6 CLARENCE LEWIS

CB • 5-11 1/2, 202 lbs • Senior/Senior
Edison, NJ (Mater Dei)

Tackles

		Tackles										Interceptions			Receptions				
SEASON	TEAM	GP	ua	a	total	tfl	pd	ff	fr	blk	sacks	int	rec	yds	td	lg	rec/g	yds/r	yds/g
2020-21	ND	11	29	4	33	1-3	7	1	0	0	0	0	0	0	0	0.0	0.0	0.0	0.0
2021-22	ND	13	44	9	53	2-11	4	1	0	0	1	1	0	0	0	0.0	0.0	0.0	0.0
2022-23	ND	13	23	6	29	1-2	4	1	1	1	0	1	0	0	0	0.0	0.0	0.0	0.0
2023-24	ND	5	1	1	2	0-0	1	0	0	0	0	1	0	0	0	0.0	0.0	0.0	0.0
TOTAL		42	97	20	117	4-16	16	3	1	1	1	3	0	0	0	0.0	0.0	0.0	0.0

Single Game Highs

Statistic	Value	Opponent	Date
Total Tackles	12	vs Syracuse	12/05/20
Total Sacks	1	at Virginia	11/13/21
Total Tackles For Loss	1	4 times	
Total Interceptions	1	at Florida St.	09/05/21, vs Navy

Date	Opponent	Tackles			Sacks		Fumble	Pass Defense				PAT attempts		off		
		ua	a	total	tfl-yds	no-yds	ff	fr-yds	int-yds	qbh	brup	kick	kick rush	rcv	saf	pts
08/26/2023	vs Navy	0	0	0	0-0-0	0-0	0	0-0	0-0	1-33	0	0	0-0	0	0	0
09/02/2023	Tennessee St.	1	0	1	0-0-0	0-0	0	0-0	0-0	0	0	0	0-0	0	0	6
09/09/2023	at NC State	0	0	0	0-0-0	0-0	0	0-0	0-0	0	0	0	0-0	0	0	0
09/16/2023	Central Mich.	0	1	1	0-0-0	0-0	0	0-0	0-0	0	1	0	0-0	0	0	0
09/23/2023	Ohio St.	0	0	0	0-0-0	0-0	0	0-0	0-0	0	0	0	0-0	0	0	0
TOTAL		1	1	2	0.0-0	0-0	0	0-0	1-33	0	1	0	0-0	0	0	6



8 MARIST LIUFUAU

LB • 6-2 1/4, 239 lbs • Graduate Student/Senior
Kalihi, HI (Punahou)

Tackles

		Tackles										Interceptions			Receptions				
SEASON	TEAM	GP	ua	a	total	tfl	pd	ff	fr	blk	sacks	int	rec	yds	td	lg	rec/g	yds/r	yds/g
2019-20	ND	4	0	0	0	0-0	0	0	0	0	0	0	0	0	0	0	0.0	0.0	0.0
2020-21	ND	10	10	13	23	1.5-2	0	0	1	0	0.5	0	0	0	0	0	0.0	0.0	0.0
2022-23	ND	13	22	29	51	4.5-14	1	0	1	0	0.5	1	0	0	0	0.0	0.0	0.0	
2023-24	ND	5	10	7	17	1-2	0	1	0	0	0	0	0	0	0	0.0	0.0	0.0	
TOTAL		32	42	49	91	7-18	1	1	2	0	1	1	0	0	0	0.0	0.0	0.0	

Single Game Highs

Statistic	Value	Opponent	Date
Total Tackles	8	vs Navy	11/12/22
Total Sacks	0.5	at North Carolina	11/27/20, at North Carolina
Total Tackles For Loss	2	vs UNLV	10/22/22
Total Interceptions	1	at Syracuse	10/29/22

Date	Opponent	Tackles			Sacks		Fumble	Pass Defense				PAT attempts		off		
		ua	a	total	tfl-yds	no-yds	ff	fr-yds	int-yds	qbh	brup	kick	kick rush	rcv	saf	pts
08/26/2023	vs Navy	4	3	7	0-0-0	0-0	1	0-0	0-0	0	0	0	0-0	0	0	0
09/02/2023	Tennessee St.	2	1	3	0-0-0	0-0	0	0-0	0-0	1	0	0	0-0	0	0	0
09/09/2023	at NC State	2	3	5	1-0-2	0-0	0	0-0	0-0	1	0	0	0-0	0	0	0
09/16/2023	Central Mich.	2	0	2	0-0-0	0-0	0	0-0	0-0	0	0	0	0-0	0	0	0
09/23/2023	Ohio St.	0	0	0	0-0-0	0-0	0	0-0	0-0	0	0	0	0-0	0	0	0
TOTAL		10	7	17	1-0-2	0-0	1	0-0	0-0	2	0	0	0-0	0	0	0



12 JEREMIYAH LOVE

RB • 5-11 7/8, 197 lbs • Freshman/Freshman
St. Louis, MO (Christian Brothers)

Rushing and Passing

		Rushing					Passing											
SEASON	TEAM	gp	att	yds	td	lg	avg/c	avg/g	comp	att	int	yds	td	lg	pct	avg/p	avg/g	effic
2023-24	ND	5	26	176	1	36	6.8	35.2	0-0-0	0	0	0	0	0.0	0.0	0.0	0.0	0.0
TOTAL		5	26	176	1	36	6.8	35.2	0-0-0	0	0	0	0	0.0	0.0	0.0	0.0	0.0

Scoring and Total Offense

		Scoring										Total Offense			
SEASON	TEAM	gp	td	rush	rcv	ret	pat	2pat	fg	total	avg/g	rush	pass	total	avg/g
2023-24	ND	5	1	1	0	0	0	0	0	6	1.2	176	0	176	35.2
TOTAL		5	1	1	0	0	0	0	0	6	1.2	176	0	176	35.2

Punting and All Purpose

		Punting					All Purpose						
SEASON	TEAM	gp	no.	yds	lg	avg/g	rush	rcv	pr	kr	ir	total	avg/g
2023-24	ND	5	0	0	0	0.0	176	15	0	0	0	191	38.2
TOTAL		5	0	0	0	0.0	176	15	0	0	0	191	38.2

Tackles

		Tackles										Interceptions			Receptions				
SEASON	TEAM	GP	ua	a	total	tfl	pd	ff	fr	blk	sacks	int	rec	yds	td	lg	rec/g	yds/r	yds/g
2023-24	ND	5	0	0	0	0-0	0	0	0	0	0	0	0	2	15	0	0.4	7.5	3.0
TOTAL		5	0	0	0	0-0	0	0	0	0	0	0	0	2	15	0	0.4	7.5	3.0

Single Game Highs

Statistic	Value	Opponent	Date
Rushing Attempts	8	vs Ohio St.	09/23/23
Rushing Yards Net	57	vs Ohio St.	09/23/23
Rushing Touchdowns	1	vs Tennessee St.	09/02/23
Longest Rushing	36	vs Tennessee St.	09/02/23
Receptions	1	vs Tennessee St.	09/02/23, vs Central Mich.
Receptions Yards	11	vs Central Mich.	09/16/23
Longest Reception	11	vs Central Mich.	09/16/23

Date	Opponent	Rushing			Receiving			Passing			Kick Returns		Punt Returns		all
		no.	yds	td	lg	no.	yds	td	lg	cmp	att	int	yds	td	lg
08/26/2023	vs Navy	4	40	0	21	0	0	0	0</						



14
BRYCE MCFERSON

P • 6-11/2, 197 lbs • Sophomore/Freshman
Indian Trail, NC (Metrolina Christian Academy)

Punting and All Purpose

SEASON	TEAM	gp	Punting				All Purpose							
			no.	yds	lg	avg/g	rush	rcv	pr	kr	lr	total	avg/g	
2023-24	ND	4	12	580	59	48.3	0	0	0	0	0	0	0	0.0
TOTAL		4	12	580	59	48.3	0	0	0	0	0	0	0	0.0

Tackles

SEASON	TEAM	GP	Tackles								Interceptions			Receptions				
			ua	a	total	tfl	pd	ff	fr	blk	sacks	int	rec	yds	td	lg	rec/g	yds/r
2023-24	ND	4	0	0	0	0-0	0	0	0	0	0	0	0	0	0.0	0.0	0.0	0.0
TOTAL		4	0	0	0	0-0	0	0	0	0	0	0	0	0.0	0.0	0.0	0.0	

Single Game Highs

Statistic	Value	
Punts	6	at NC State 09/09/23
Longest Punt	59	at NC State 09/09/23
Punts Inside 20 Yards	1	vs Central Mich. 09/16/23

Date	Opponent	Punting			Kickoffs			Field Goals made-att
		no.	yds	tb	no.	yds	tb	
09/02/2023	Tennessee St.	2	86	1	0	0	0	0-0
09/09/2023	at NC State	6	304	0	0	0	0	0-0
09/16/2023	Central Mich.	2	98	0	0	0	0	0-0
09/23/2023	Ohio St.	2	92	0	0	0	0	0-0
		12	580	1	0	0	0	0-0



5
TOBIAS MERRIWEATHER

WR • 6-4, 204 lbs • Sophomore/Sophomore
West Camas, WA (Union)

Tackles

SEASON	TEAM	GP	Tackles								Interceptions			Receptions					
			ua	a	total	tfl	pd	ff	fr	blk	sacks	int	rec	yds	td	lg	rec/g	yds/r	yds/g
2022-23	ND	7	0	0	0	0-0	0	0	0	0	0	0	1	41	1	41	0.1	41.0	5.9
2023-24	ND	5	0	0	0	0-0	0	0	0	0	0	0	7	147	1	75	1.4	21.0	29.4
TOTAL		12	0	0	0	0-0	0	0	0	0	0	0	8	188	2	75	0.7	23.5	15.7

Single Game Highs

Statistic	Value	
Receptions	3	vs Central Mich. 09/16/23
Receptions Yards	91	vs Central Mich. 09/16/23
Receptions Touchdowns	1	vs Stanford 10/15/22, vs Central Mich. 09/16/23
Longest Reception	75	vs Central Mich. 09/16/23

Date	Opponent	Rushing			Receiving			Passing			Kick Returns			Punt Returns			all			
		no.	yds	td	no.	yds	td	lg	cmp	att	int	yds	td	lg	no.	yds		td	lg	pr
08/26/2023	vs Navy	0	0	0	0	0	0	0	0-0	0	0	0	0	0	0	0	0	0	0	0
09/02/2023	Tennessee St.	0	0	0	2	5	0	4	0-0	0	0	0	0	0	0	0	0	0	0	0
09/09/2023	at NC State	0	0	0	1	45	0	45	0-0	0	0	0	0	0	0	0	0	0	0	0
09/16/2023	Central Mich.	0	0	0	3	91	1	75	0-0	0	0	0	0	0	0	0	0	0	0	0
09/23/2023	Ohio St.	0	0	0	1	6	0	15	0-0	0	0	0	0	0	0	0	0	0	0	0
		0	0	0	7	147	1	75	0-0	0	0	0	0	0	0	0	0	0	0	0

Games	Avg/ rush	Avg/ catch	Pass effic	KR avg	PR avg	All purpose avg/game	Total offense avg/game
5	0.0	21.0	0.0	0.0	0.0	29.4	0.0



7
JADEN MICKEY

CB • 5-11 1/2, 180 lbs • Sophomore/Sophomore
Eastvale, CA (Centennial)

Tackles

SEASON	TEAM	GP	Tackles								Interceptions			Receptions				
			ua	a	total	tfl	pd	ff	fr	blk	sacks	int	rec	yds	td	lg	rec/g	yds/r
2022-23	ND	11	7	2	9	0-0	0	0	0	0	0	0	0	0	0.0	0.0	0.0	0.0
2023-24	ND	5	3	0	3	0-0	0	0	0	0	0	0	0	0	0.0	0.0	0.0	0.0
TOTAL		16	10	2	12	0-0	0	0	0	0	0	0	0	0.0	0.0	0.0	0.0	

Single Game Highs

Statistic	Value	
Total Tackles	2	at Southern California 11/26/22, vs Navy 08/26/23

Date	Opponent	Tackles			Sacks	Fumble	Pass Defense			blkd	PAT attempts			off	
		ua	a	total	no-yds	ff	fr-yds	int-yds	qbh	brup	kick	rush	rcv	saf	pts
08/26/2023	vs Navy	2	0	2	0-0	0	0	0-0	0	0	0	0	0	0	0
09/02/2023	Tennessee St.	0	0	0	0-0	0	0	0-0	0	0	0	0	0	0	
09/09/2023	at NC State	1	0	1	0-0	0	0	0-0	0	0	0	0	0	0	
09/16/2023	Central Mich.	0	0	0	0-0	0	0	0-0	0	0	0	0	0	0	
09/23/2023	Ohio St.	0	0	0	0-0	0	0	0-0	0	0	0	0	0	0	
		3	0	3	0-0	0	0	0-0	0	0	0	0	0	0	



99
RYLIE MILLS

DL • 6-5 1/8, 306 lbs • Senior/Senior
Lake Bluff, IL (Lake Forest)

Tackles

SEASON	TEAM	GP	Tackles								Interceptions			Receptions				
			ua	a	total	tfl	pd	ff	fr	blk	sacks	int	rec	yds	td	lg	rec/g	yds/r
2020-21	ND	9	2	5	7	2-8	0	0	0	0.5	0	0	0	0	0.0	0.0	0.0	0.0
2021-22	ND	13	8	8	16	3-20	0	0	0	3	0	0	0	0	0.0	0.0	0.0	0.0
2022-23	ND	13	8	16	24	6-31	0	0	0	3.5	0	0	0	0	0.0	0.0	0.0	0.0
2023-24	ND	5	10	5	15	1-10	0	0	0	1	0	0	0	0	0.0	0.0	0.0	0.0
TOTAL		40	28	34	62	12-69	0	0	0	8	0	0	0	0	0.0	0.0	0.0	0.0

Single Game Highs

Statistic	Value	
Total Tackles	5	at North Carolina 09/24/22, vs Central Mich. 09/16/23
Total Sacks	2	at Virginia 11/13/21, at North Carolina 09/24/22
Total Tackles For Loss	2.5	at North Carolina 09/24/22

Date	Opponent	Tackles			Sacks	Fumble	Pass Defense			blkd	PAT attempts			off
		ua	a	total	no-yds	ff	fr-yds	int-yds	qbh	brup	kick	rush	rcv	saf
08/26/2023	vs Navy	2	0	2	1.0-10	1-10	0	0-0	0	0	0	0	0	0
09/02/2023	Tennessee St.	1	1	2	0-0	0-0	0	0-0	1	0	0	0	0	
09/09/2023	at NC State	0	2	2	0-0	0-0	0	0-0	1	0	0	0	0	
09/16/2023	Central Mich.	5	0	5	0-0	0-0	0	0-0	0	0	0	0	0	
09/23/2023	Ohio St.	2	2	4	0-0	0-0	0	0-0	0	0	0	0	0	
		10	5	15	1.0-10	1-10	0	0-0	2	0	0	0	0	



20
BENJAMIN MORRISON

CB • 6-0 1/4, 185 lbs • Sophomore/Sophomore
Phoenix, AZ (Brophy Prep)



31
NANA OSAFO-MENSAH

DL • 6-3 1/8, 264 lbs • Graduate Student/Senior
Fort Worth, TX (Nolan Catholic)

Tackles

SEASON	TEAM	GP	Tackles							Interceptions		Receptions						
			ua	a	total	tfl	pd	ff	blk	sacks	int	rec	yds	td	lg	rec/g	yds/r	yds/g
2022-23	ND	13	22	11	33	1-2	4	0	0	0	0	6	0	0	0	0.0	0.0	0.0
2023-24	ND	5	7	1	8	1-1	4	0	0	0	1	0	0	0	0.0	0.0	0.0	
TOTAL		18	29	12	41	2-3	8	0	0	0	7	0	0	0	0.0	0.0	0.0	

Single Game Highs

Statistic	Value	
Total Tackles	7	vs Clemson 11/05/22
Total Tackles For Loss	1	vs Navy 11/12/22, at NC State 09/09/23
Total Interceptions	3	vs Boston College 11/19/22

Date	Opponent	Tackles			Sacks	Fumble	Pass Defense			blkd	PAT attempts			off			
		ua	a	total	tfl-yds	no-yds	ff	fr-yds	int-yds	qbh	brup	kick	kick	rush	rcv	saf	pts
08/26/2023	vs Navy	2	0	2	0-0-0	0-0	0	0-0	0-0	0	0	0-0	0	0	0	0	0
09/02/2023	Tennessee St.	1	0	1	0-0-0	0-0	0	0-0	0-0	0	1	0-0	0	0	0	0	0
09/09/2023	at NC State	3	0	3	1.0-1	0-0	0	0-0	1-0	0	0	0-0	0	0	0	0	0
09/16/2023	Central Mich.	0	1	1	0.0-0	0-0	0	0-0	0-0	0	1	0-0	0	0	0	0	0
09/23/2023	Ohio St.	1	0	1	0.0-0	0-0	0	0-0	0-0	0	2	0-0	0	0	0	0	0
TOTAL		7	1	8	1.0-1	0-0	0	0-0	1-0	0	4	0-0	0	0	0	0	0

Tackles

SEASON	TEAM	GP	Tackles							Interceptions		Receptions					
			ua	a	total	tfl	pd	ff	blk	sacks	int	rec	yds	td	lg	rec/g	yds/r
2019-20	ND	2	0	1	1	0-0	0	0	0	0	0	0	0	0	0.0	0.0	0.0
2021-22	ND	12	5	8	13	2.5-10	0	0	0	0	2	0	0	0	0.0	0.0	0.0
2022-23	ND	13	8	6	14	1-8	0	1	0	0	0	0	0	0	0.0	0.0	0.0
2023-24	ND	5	4	3	7	1-24	0	0	0	0	0	0	0	0	0.0	0.0	0.0
TOTAL		32	17	18	35	4.5-42	0	1	0	0	2	0	0	0	0.0	0.0	0.0

Single Game Highs

Statistic	Value	
Total Tackles	3	4 times
Total Sacks	1	vs Purdue 09/18/21, vs North Carolina 10/30/21
Total Tackles For Loss	1	4 times

Date	Opponent	Tackles			Sacks	Fumble	Pass Defense			blkd	PAT attempts			off			
		ua	a	total	tfl-yds	no-yds	ff	fr-yds	int-yds	qbh	brup	kick	kick	rush	rcv	saf	pts
08/26/2023	vs Navy	3	0	3	1.0-24	0-0	0	0-0	0-0	0	0	0-0	0	0	0	0	0
09/02/2023	Tennessee St.	1	0	1	0.0-0	0-0	0	0-0	0-0	1	0	0-0	0	0	0	0	0
09/09/2023	at NC State	0	3	3	0.0-0	0-0	0	0-0	0-0	0	0	0-0	0	0	0	0	0
09/16/2023	Central Mich.	0	0	0	0.0-0	0-0	0	0-0	0-0	0	0	0-0	0	0	0	0	0
09/23/2023	Ohio St.	0	0	0	0.0-0	0-0	0	0-0	0-0	0	0	0-0	0	0	0	0	0
TOTAL		4	3	7	1.0-24	0-0	0	0-0	0-0	1	0	0-0	0	0	0	0	0



47
JASON ONYE

DL • 6-5, 294 lbs • Junior/Sophomore
North Providence, RI (Bishop Hendricken)

Tackles

SEASON	TEAM	GP	Tackles							Interceptions		Receptions					
			ua	a	total	tfl	pd	ff	blk	sacks	int	rec	yds	td	lg	rec/g	yds/r
2022-23	ND	1	0	2	2	0-0	0	0	0	0	0	0	0	0	0.0	0.0	0.0
2023-24	ND	5	8	3	11	0-0	0	0	0	1	0	0	0	0	0.0	0.0	0.0
TOTAL		6	8	5	13	0-0	0	0	0	1	0	0	0	0.0	0.0	0.0	

Single Game Highs

Statistic	Value	
Total Tackles	5	vs Tennessee St. 09/02/23

Date	Opponent	Tackles			Sacks	Fumble	Pass Defense			blkd	PAT attempts			off			
		ua	a	total	tfl-yds	no-yds	ff	fr-yds	int-yds	qbh	brup	kick	kick	rush	rcv	saf	pts
08/26/2023	vs Navy	2	0	2	0.0-0	0-0	0	0-0	0-0	0	0	0-0	0	0	0	0	0
09/02/2023	Tennessee St.	2	3	5	0.0-0	0-0	0	0-0	0-0	0	1	0-0	0	0	0	0	0
09/09/2023	at NC State	1	0	1	0.0-0	0-0	0	0-0	0-0	0	0	0-0	0	0	0	0	0
09/16/2023	Central Mich.	3	0	3	0.0-0	0-0	0	0-0	0-0	0	0	0-0	0	0	0	0	0
09/23/2023	Ohio St.	0	0	0	0.0-0	0-0	0	0-0	0-0	0	0	0-0	0	0	0	0	0
TOTAL		8	3	11	0.0-0	0-0	0	0-0	0-0	0	1	0-0	0	0	0	0	0



3
G'BRAN PAYNE

RB • 5-9 1/8, 208 lbs • Sophomore/Freshman
Cincinnati, OH (LaSalle)

Rushing and Passing

SEASON	TEAM	gp	Rushing						Passing						effc	
			att	yds	td	lg	avg/c	avg/g	comp-att-int	yds	td	lg	pct	avg/p		avg/g
2022-23	ND	4	2	5	0	3	2.5	1.3	0-0-0	0	0	0	0.0	0.0	0.0	0.0
2023-24	ND	5	25	94	1	12	3.8	18.8	0-0-0	0	0	0	0.0	0.0	0.0	0.0
TOTAL		9	27	99	1	12	3.7	11.0	0-0-0	0	0	0	0.0	0.0	0.0	0.0

Scoring and Total Offense

SEASON	TEAM	gp	Scoring							Total Offense					
			td	rush	rcv	ret	pat	2pat	fg	total	avg/g	rush	pass	total	avg/g
2022-23	ND	4	0	0	0	0	0	0	0	0	0	0	0	5	1.3
2023-24	ND	5	2	1	1	0	0	0	0	0	12	2.4	94	0	94
TOTAL		9	2	1	1	0	0	0	0	0	12	1.3	99	0	99

Punting and All Purpose

SEASON	TEAM	gp	Punting				All Purpose						
			no.	yds	lg	avg/g	rush	rcv	pr	kr	lr	total	avg/g
2022-23	ND	4	0	0	0	0.0	5	0	0	0	0	5	1.3
2023-24	ND	5	0	0	0	0.0	94	46	0	41	0	181	36.2
TOTAL		9	0	0	0	0.0	99	46	0	41	0	186	20.7

Tackles

SEASON	TEAM	GP	Tackles							Interceptions		Receptions							
			ua	a	total	tf	pd	ff	blk	sacks	int	rec	yds	td	lg	rec/g	yds/r	yds/g	
2022-23	ND	4	0	0	0	0-0	0	0	0	0	0	0	0	0	0	0	0	0.0	0.0
2023-24	ND	5	0	0	0	0-0	0	0	0	0	0	0	6	46	1	42	1.2	7.7	9.2
TOTAL		9	0	0	0	0-0	0	0	0	0	0	0	6	46	1	42	0.7	7.7	5.1

Single Game Highs

Statistic	Value	
Rushing Attempts	6	vs Ohio St. 09/23/23, vs Navy 08/26/23, vs Tennessee St. 09/02/23
Rushing Yards Net	31	vs Navy 08/26/23
Rushing Touchdowns	1	vs Ohio St. 09/23/23
Longest Rushing	12	vs Tennessee St. 09/02/23
Receptions	2	vs Ohio St. 09/23/23, vs Navy 08/26/23, vs Tennessee St. 09/02/23
Receptions Yards	45	vs Tennessee St. 09/02/23
Receptions Touchdowns	1	vs Tennessee St. 09/02/23
Longest Reception	42	vs Tennessee St. 09/02/23
Longest Kick Return	24	vs Navy 08/26/23

Date	Opponent	Rushing	Receiving	Passing	Kick Returns	Punt Returns	all
		no. yds td lg	no. yds td lg	cmp-att-int yds td lg	no. yds td lg	no. yds td lg	purp
08/26/2023	vs Navy	6 31 0 9	2 5 0 0	0-0-0 0 0 0	2 41 0 24	0 0 0 0	67
09/02/2023	Tennessee St.	6 27 0 12	2 45 1 42	0-0-0 0 0 0	0 0 0 0	0 0 0 0	72
09/09/2023	at NC State	4 6 0 3	0 0 0 0	0-0-0 0 0 0	0 0 0 0	0 0 0 0	6
09/16/2023	Central Mich.	3 12 0 10	0 0 0 0	0-0-0 0 0 0	0 0 0 0	0 0 0 0	12
09/23/2023	Ohio St.	6 18 1 6	2 6 0 5	0-0-0 0 0 0	0 0 0 0	0 0 0 0	24
		25 94 1 12	6 46 1 42	0-0-0 0 0 0	2 41 0 24	0 0 0 0	94

Games	Avg/ rush	Avg/ catch	Pass effc	KR avg	PR avg	All purpose avg/game	Total offense avg/game
5	3.8	7.7	0.0	20.5	0.0	36.2	18.8



24
JADARIAN PRICE

DL • 6-5, 294 lbs • Junior/Sophomore
North Providence, RI (Bishop Hendricken)

Rushing and Passing

SEASON	TEAM	gp	Rushing						Passing						effc
			att	yds	td	lg	avg/c	avg/g	comp-att-int	yds	td	lg	pct	avg/p	
2023-24	ND	5	19	98	1	19	5.2	19.6	0-0-0	0	0	0	0.0	0.0	0.0
TOTAL		5	19	98	1	19	5.2	19.6	0-0-0	0	0	0	0.0	0.0	0.0

Scoring and Total Offense

SEASON	TEAM	gp	Scoring							Total Offense					
			td	rush	rcv	ret	pat	2pat	fg	total	avg/g	rush	pass	total	avg/g
2023-24	ND	5	2	1	1	0	0	0	0	0	12	2.4	98	0	98
TOTAL		5	2	1	1	0	0	0	0	0	12	2.4	98	0	98

Punting and All Purpose

SEASON	TEAM	gp	Punting				All Purpose						
			no.	yds	lg	avg/g	rush	rcv	pr	kr	lr	total	avg/g
2023-24	ND	5	0	0	0	0.0	98	60	0	45	0	203	40.6
TOTAL		5	0	0	0	0.0	98	60	0	45	0	203	40.6

Tackles

SEASON	TEAM	GP	Tackles							Interceptions		Receptions							
			ua	a	total	tf	pd	ff	blk	sacks	int	rec	yds	td	lg	rec/g	yds/r	yds/g	
2023-24	ND	5	0	0	0	0-0	0	0	0	0	0	0	3	60	1	40	0.6	20.0	12.0
TOTAL		5	0	0	0	0-0	0	0	0	0	0	0	3	60	1	40	0.6	20.0	12.0

Single Game Highs

Statistic	Value	
Rushing Attempts	7	at NC State 09/09/23
Rushing Yards Net	31	at NC State 09/09/23
Rushing Touchdowns	1	vs Navy 08/26/23
Longest Rushing	19	vs Navy 08/26/23
Receptions	2	vs Tennessee St. 09/02/23
Receptions Yards	51	vs Tennessee St. 09/02/23
Receptions Touchdowns	1	vs Tennessee St. 09/02/23
Longest Reception	40	vs Tennessee St. 09/02/23
Longest Kick Return	24	at NC State 09/09/23

Date	Opponent	Rushing	Receiving	Passing	Kick Returns	Punt Returns	all
		no. yds td lg	no. yds td lg	cmp-att-int yds td lg	no. yds td lg	no. yds td lg	purp
08/26/2023	vs Navy	4 25 1 19	0 0 0 0	0-0-0 0 0 0	0 0 0 0	0 0 0 0	25
09/02/2023	Tennessee St.	2 5 0 9	2 51 1 40	0-0-0 0 0 0	0 0 0 0	0 0 0 0	56
09/09/2023	at NC State	7 31 0 11	1 9 0 9	0-0-0 0 0 0	2 45 0 24	0 0 0 0	85
09/16/2023	Central Mich.	3 15 0 15	0 0 0 0	0-0-0 0 0 0	0 0 0 0	0 0 0 0	15
09/23/2023	Ohio St.	3 22 0 18	0 0 0 0	0-0-0 0 0 0	0 0 0 0	0 0 0 0	22
		19 98 1 19	3 60 1 40	0-0-0 0 0 0	2 45 0 24	0 0 0 0	98

Games	Avg/ rush	Avg/ catch	Pass effc	KR avg	PR avg	All purpose avg/game	Total offense avg/game
5	5.2	20.0	0.0	22.5	0.0	40.6	19.6




9
ELI RARIDON

DL • 6-5, 294 lbs • Junior/Sophomore
North Providence, RI (Bishop Hendricken)

Tackles

SEASON	TEAM	GP	Tackles							Interceptions		Receptions					
			ua	a	total	tfl	pd	ff	blk	sacks	int	rec	yds	td	lg	rec/g	yds/r
2022-23	ND	5	0	0	0	0-0	0	0	0	0	0	0	0	0	0.0	0.0	0.0
TOTAL		5	0	0	0	0-0	0	0	0	0	0	0	0	0.0	0.0	0.0	



29
MATT SALERNO

WR • 6-0 5/8, 199 lbs • Graduate Student/Senior
Valencia, CA (Crespi Carmelite)

Rushing and Passing

SEASON	TEAM	gp	Rushing							Passing						
			att	yds	td	lg	avg/c	avg/g	comp-att-int	yds	td	lg	pct	avg/p	avg/g	effc
2019-20	ND	1	0	0	0	0	0.0	0.0	0-0-0	0	0	0	0.0	0.0	0.0	
2020-21	ND	11	0	0	0	0	0.0	0.0	0-0-0	0	0	0	0.0	0.0		
2021-22	ND	11	0	0	0	0	0.0	0.0	0-0-0	0	0	0	0.0	0.0		
2022-23	ND	13	0	0	0	0	0.0	0.0	0-0-0	0	0	0	0.0	0.0		
2023-24	ND	2	0	0	0	0	0.0	0.0	0-0-0	0	0	0	0.0	0.0		
TOTAL		38	0	0	0	0	0.0	0.0	0-0-0	0	0	0	0.0	0.0		

Scoring and Total Offense

SEASON	TEAM	gp	Scoring							Total Offense						
			td	rush	rcv	ret	pat	2pat	fg	total	avg/g	rush	pass	total	avg/g	
2019-20	ND	1	0	0	0	0	0	0	0	0	0	0.0	0	0	0	0.0
2020-21	ND	11	0	0	0	0	0	0	0	0	0	0.0	0	0	0	0.0
2021-22	ND	11	0	0	0	0	0	0	0	0	0	0.0	0	0	0	0.0
2022-23	ND	13	1	0	1	0	0	0	0	6	0.5	0	0	0	0	0.0
2023-24	ND	2	0	0	0	0	0	0	0	0	0.0	0	0	0	0	0.0
TOTAL		38	1	0	1	0	0	0	0	6	0.2	0	0	0	0	0.0

Punting and All Purpose

SEASON	TEAM	gp	Punting				All Purpose						
			no.	yds	lg	avg/g	rush	rcv	pr	kr	lr	total	avg/g
2019-20	ND	1	0	0	0	0.0	0	0	0	0	0	0	0.0
2020-21	ND	11	0	0	0	0.0	0	0	45	0	0	45	4.1
2021-22	ND	11	0	0	0	0.0	0	-4	13	33	0	42	3.8
2022-23	ND	13	0	0	0	0.0	0	62	37	0	0	99	7.6
2023-24	ND	2	0	0	0	0.0	0	9	21	0	0	30	15.0
TOTAL		38	0	0	0	0.0	0	67	116	33	0	216	5.7

Tackles


SEASON	TEAM	GP	Tackles							Interceptions		Receptions						
			ua	a	total	tfl	pd	ff	blk	sacks	int	rec	yds	td	lg	rec/g	yds/r	yds/g
2019-20	ND	1	0	0	0	0-0	0	0	0	0	0	0	0	0	0.0	0.0	0.0	
2020-21	ND	11	0	0	0	0-0	0	0	0	0	0	0	0	0.0	0.0	0.0		
2021-22	ND	11	0	0	0	0-0	0	0	0	0	0	1	-4	0	0.1	-4.0	-0.4	
2022-23	ND	13	0	0	0	0-0	0	0	0	0	0	5	62	1	31	0.4	12.4	4.8
2023-24	ND	2	0	0	0	0-0	0	0	0	0	0	1	9	0	9	0.5	9.0	4.5
TOTAL		38	0	0	0	0-0	0	0	0	0	0	7	67	1	31	0.2	9.6	1.8

Single Game Highs

Statistic	Value	
Receptions	2	vs Boston College 11/19/22
Receptions Yards	31	at Ohio St. 09/03/22
Receptions Touchdowns	1	vs Boston College 11/19/22
Longest Reception	31	at Ohio St. 09/03/22
Longest Punt Return	28	vs Boston College 11/19/22
Longest Kick Return	26	vs Navy 11/06/21

Date	Opponent	Rushing			Receiving			Passing			Kick Returns			Punt Returns			all				
		no.	yds	td	lg	no.	yds	td	lg	cmp	att	int	yds	td	lg	no.		yds	td	lg	purp
08/26/2023	vs Navy	0	0	0	0	1	9	0	9	0-0-0	0	0	0	0	0	0	0	0	0	0	9
09/02/2023	Tennessee St.	0	0	0	0	0	0	0	0	0-0-0	0	0	0	0	0	0	2	21	0	15	21
		0	0	0	0	1	9	0	9	0-0-0	0	0	0	0	0	0	2	21	0	15	0

Games	Avg/ rush	Avg/ catch	Pass effc	KR avg	PR avg	All purpose avg/game	Total offense avg/game
2	0.0	9.0	0.0	0.0	10.5	15.0	0.0



97
GABRIEL RUBIO

DL • 6-5 1/4, 306 lbs • Junior/Sophomore
St. Louis, MO (Luthern St. Charles)

Tackles

SEASON	TEAM	GP	Tackles							Interceptions		Receptions					
			ua	a	total	tfl	pd	ff	blk	sacks	int	rec	yds	td	lg	rec/g	yds/r
2021-22	ND	1	0	1	1	0-0	0	0	0	0	0	0	0	0	0.0	0.0	0.0
2022-23	ND	12	6	11	17	4-9	0	0	0	0	0	0	0	0.0	0.0	0.0	
2023-24	ND	2	2	0	2	0-0	0	0	0	0	0	0	0	0.0	0.0	0.0	
TOTAL		15	8	12	20	4-9	0	0	0	0	0	0	0	0.0	0.0	0.0	

Single Game Highs

Statistic	Value	
Total Tackles	7	vs Stanford 10/15/22
Total Tackles For Loss	1	at Syracuse 10/29/22, vs Navy 11/12/22, vs South Carolina 12/30/22

Date	Opponent	Tackles			Sacks		Fumble		Pass Defense			blkd		PAT attempts			off
		a	total	tfl-yds	no-yds	ff	fr-yds	int-yds	qbh	brup	kick	kick	rush	rcv	sa	pts	
08/26/2023	vs Navy	1	0	1	0-0	0	0	0-0	0	0	0	0	0-0	0	0	0	0
09/23/2023	Ohio St.	1	0	1	0-0	0	0	0-0	0	0	0	0	0-0	0	0	0	0
		2	0	2	0-0	0	0	0-0	0	0	0	0	0-0	0	0	0	0



38
DAVIS SHERWOOD

TE • 6-3, 238 lbs • Junior/Junior
Greensboro, NC (Good Counsel)

Tackles

SEASON	TEAM	GP	Tackles								Interceptions		Receptions						
			ua	a	total	tfl	pd	ff	fr	blk	sacks	int	rec	yds	td	lg	rec/g	yds/r	yds/g
2021-22	ND	12	1	2	3	0-0	0	0	0	0	0	0	0	0	0	0	0.0	0.0	0.0
2022-23	ND	13	0	0	0	0-0	0	0	0	0	0	0	0	0	0	0.0	0.0	0.0	
2023-24	ND	5	0	0	0	0-0	0	0	0	0	0	0	0	0	0	0.0	0.0	0.0	
TOTAL		30	1	2	3	0-0	0	0	0	0	0	0	0	0	0	0.0	0.0	0.0	

Single Game Highs

Statistic	Value	
Total Passes	1	vs South Carolina 12/30/22
Completed Passes	1	vs South Carolina 12/30/22
Passes Yards	20	vs South Carolina 12/30/22
Longest Pass	20	vs South Carolina 12/30/22
Receptions	1	vs Tennessee St. 09/02/23, at NC State 09/09/23
Receptions Yards	10	at NC State 09/09/23
Receptions Touchdowns	1	at NC State 09/09/23
Longest Reception	10	at NC State 09/09/23
Total Tackles	1	at Virginia Tech 10/09/21, vs Georgia Tech 11/20/21, vs Navy 11/06/21

Date	Opponent	Rushing			Receiving			Passing			Kick Returns			Punt Returns			all				
		no.	yds	td	lg	no.	yds	td	lg	cmp	att	int	yds	td	lg	no.	yds	td	lg	purp	
08/26/2023	vs Navy	0	0	0	0	0	0	0	0	0-0-0	0	0	0	0	0	0	0	0	0	0	0
09/02/2023	Tennessee St.	0	0	0	0	1	8	0	8	0-0-0	0	0	0	0	0	0	0	0	0	0	0
09/09/2023	at NC State	0	0	0	0	1	10	1	10	0-0-0	0	0	0	0	0	0	0	0	0	0	0
09/16/2023	Central Mich.	0	0	0	0	0	0	0	0	0-0-0	0	0	0	0	0	0	0	0	0	0	0
09/23/2023	Ohio St.	0	0	0	0	0	0	0	0	0-0-0	0	0	0	0	0	0	0	0	0	0	0
TOTAL		0	0	0	0	2	18	1	10	0-0-0	0	0	0	0	0	0	0	0	0	0	0



3
JAYLEN SNEED

LB • 6-2, 222 lbs • Sophomore/Freshman
Hilton Head Island, SC (Hilton Head)

Tackles

SEASON	TEAM	GP	Tackles								Interceptions		Receptions					
			ua	a	total	tfl	pd	ff	fr	blk	sacks	int	rec	yds	td	lg	rec/g	yds/r
2022-23	ND	4	1	6	7	0.5-3	0	0	0	0	0	0	0	0	0	0.0	0.0	0.0
2023-24	ND	5	1	4	5	0-0	1	0	0	0	0	0	0	0	0	0.0	0.0	0.0
TOTAL		9	2	10	12	0.5-3	1	0	0	0	0	0	0	0	0.0	0.0	0.0	

Single Game Highs

Statistic	Value	
Total Tackles	5	vs Boston College 11/19/22
Total Tackles For Loss	0.5	vs Boston College 11/19/22

Date	Opponent	Tackles			Sacks	Fumble	Pass Defense	blkd	PAT attempts	off						
		ua	a	total	tfl-yds	no-yds	ff fr-yds	int-yds	qbh	brup	kick	kick	rush	rcv	saf	pts
08/26/2023	vs Navy	1	1	2	0.0-0	0-0	0-0	0-0	0	0	0	0	0	0	0	0
09/02/2023	Tennessee St.	0	2	2	0.0-0	0-0	0-0	0-0	1	0	0	0	0	0	0	0
09/09/2023	at NC State	0	1	1	0.0-0	0-0	0-0	0-0	1	0	0	0	0	0	0	0
09/16/2023	Central Mich.	0	0	0	0.0-0	0-0	0-0	0-0	0	0	0	0	0	0	0	0
09/23/2023	Ohio St.	0	0	0	0.0-0	0-0	0-0	0-0	1	1	0	0	0	0	0	0
TOTAL		1	4	5	0.0-0	0-0	0-0	0-0	3	1	0	0-0	0	0	0	0



32
SPENCER SHRADER

K • 6-1 3/8, 200 lbs • Graduate Student/Senior
Lithia, FL (Newsome/USF)

Rushing and Passing

SEASON	TEAM	gp	Rushing							Passing						
			att	yds	td	lg	avg/c	avg/g	comp-att-int	yds	td	lg	pct	avg/p	avg/g	effc
2019-20	USF	12	2	23	1	22	11.5	1.9	0-0-0	0	0	0	0.0	0.0	0.0	0.0
2020-21	USF	8	0	0	0	0	0.0	0.0	0-0-0	0	0	0	0.0	0.0	0.0	0.0
2021-22	USF	12	0	0	0	0	0.0	0.0	0-0-0	0	0	0	0.0	0.0	0.0	0.0
2022-23	USF	12	0	0	0	0	0.0	0.0	0-0-0	0	0	0	0.0	0.0	0.0	0.0
2023-24	ND	5	0	0	0	0	0.0	0.0	0-0-0	0	0	0	0.0	0.0	0.0	0.0
TOTAL FOR ND		5	0	0	0	0	0.0	0.0	0-0-0	0	0	0	0.0	0.0	0.0	0.0
TOTAL		49	2	23	1	22	11.5	0.5	0-0-0	0	0	0	0.0	0.0	0.0	0.0

Scoring and Total Offense

SEASON	TEAM	gp	Scoring								Total Offense				
			td	rush	rcv	ret	pat	2pat	fg	total	avg/g	rush	pass	total	avg/g
2019-20	USF	12	1	1	0	0	12	0	4	30	2.5	23	0	23	1.9
2020-21	USF	8	0	0	0	0	11	0	4	23	2.9	0	0	0	0.0
2021-22	USF	12	0	0	0	0	35	0	11	68	5.7	0	0	0	0.0
2022-23	USF	12	0	0	0	0	37	0	9	64	5.3	0	0	0	0.0
2023-24	ND	5	0	0	0	0	26	0	3	35	7.0	0	0	0	0.0
TOTAL FOR ND		5	0	0	0	0	26	0	3	35	7.0	0	0	0	0.0
TOTAL		49	1	1	0	0	121	0	31	220	4.5	23	0	23	0.5

Punting and All Purpose

SEASON	TEAM	gp	Punting				All Purpose						
			no.	yds	lg	avg/g	rush	rcv	pr	kr	lr	total	avg/g
2019-20	USF	12	1	36	36	36.0	23	0	0	0	0	23	1.9
2020-21	USF	8	0	0	0	0.0	0	0	0	0	0	0	0.0
2021-22	USF	12	0	0	0	0.0	0	7	0	0	0	7	0.6
2022-23	USF	12	0	0	0	0.0	0	0	0	0	0	0	0.0
2023-24	ND	5	0	0	0	0.0	0	0	0	0	0	0	0.0
TOTAL FOR ND		5	0	0	0	0.0	0	0	0	0	0	0	0.0
TOTAL		49	1	36	36	36.0	23	7	0	0	0	30	0.6

Tackles

SEASON	TEAM	GP	Tackles								Interceptions		Receptions					
			ua	a	total	tfl	pd	ff	fr	blk	sacks	int	rec	yds	td	lg	rec/g	yds/r
2019-20	USF	12	1	0	1	0-0	0	0	0	0	0	0	0	0	0	0.0	0.0	0.0
2020-21	USF	8	1	0	1	0-0	0	0	0	0	0	0	0	0	0	0.0	0.0	0.0
2021-22	USF	12	0	0	0	0-0	0	0	0	0	0	1	7	0	0.1	7.0	0.6	
2022-23	USF	12	0	0	0	0-0	0	0	0	0	0	0	0	0	0	0.0	0.0	0.0
2023-24	ND	5	0	0	0	0-0	0	0	0	0	0	0	0	0	0	0.0	0.0	0.0
TOTAL FOR ND		5	0	0	0	0-0	0	0	0	0	0	0	0	0	0.0	0.0	0.0	
TOTAL		49	2	0	2	0-0	0	0	0	0	0	0	1	7	0	7.0	0.6	

Single Game Highs

Statistic	Value	
Rushing Attempts	1	vs Wisconsin 08/30/19, at UConn 10/05/19
Rushing Yards Net	22	at UConn 10/05/19
Rushing Touchdowns	1	at UConn 10/05/19
Longest Rushing	22	at UConn 10/05/19
Receptions	1	vs Tulsa 10/16/21
Receptions Yards	7	vs Tulsa 10/16/21
Longest Reception	7	vs Tulsa 10/16/21
Field Goals Made	4	at Memphis 11/07/20
Longest Field Goal Made	54	at NC State 09/09/23
Punts	1	vs Wisconsin 08/30/19
Punts Average	36	vs Wisconsin 08/30/19
Longest Punt	36	vs Wisconsin 08/30/19
Total Tackles	1	vs East Carolina 10/10/20, vs Cincinnati 11/16/19

Date	Opponent	Tackles		Sacks	Fumble	Pass Defense	blkd	PAT attempts	off							
		ua	a	total	tfl-yds	no-yds	ff fr-yds	int-yds	qbh	brup	kick	kick	rush	rcv	saf	pts
08/26/2023	vs Navy	0	0	0	0.0-0	0-0	0-0	0-0	0	0	0	0	6-6	0	0	6
09/02/2023	Tennessee St.	0	0	0	0.0-0	0-0	0-0	0-0	0	0	0	0	7-7	0	0	7



13 HOLDEN STAES

TE • 6-4 1/4, 242 lbs • Sophomore/Sophomore
Atlanta, GA (The Westminster School)

Tackles

Table with columns: SEASON, TEAM, GP, ua, a, total, tfl, pd, ff, fr, blk, sacks, int, rec, yds, td, lg, rec/g, yds/r, yds/g

Single Game Highs

Table with columns: Statistic, Value, Location/Date

Table with columns: Date, Opponent, Rushing, Receiving, Passing, Kick Returns, Punt Returns, all



83 JAYDEN THOMAS

WR • 6-1 1/2, 221 lbs • Junior/Sophomore
Paulding County, GA (Pace Academy)

Tackles

Table with columns: SEASON, TEAM, GP, ua, a, total, tfl, pd, ff, fr, blk, sacks, int, rec, yds, td, lg, rec/g, yds/r, yds/g

Single Game Highs

Table with columns: Statistic, Value, Location/Date

Table with columns: Date, Opponent, Rushing, Receiving, Passing, Kick Returns, Punt Returns, all

Summary table with columns: Games, Avg/ rush, Avg/ catch, Pass eff, KR avg, PR avg, All purpose avg/game, Total offense avg/game



18 CHANCE TUCKER

CB • 5-11 3/4, 184 lbs • Junior/Sophomore
Encino, CA (Crespi Carmelite)

Tackles

Table with columns: SEASON, TEAM, GP, ua, a, total, tfl, pd, ff, fr, blk, sacks, int, rec, yds, td, lg, rec/g, yds/r, yds/g

Single Game Highs

Table with columns: Statistic, Value, Location/Date

Table with columns: Date, Opponent, Rushing, Receiving, Passing, Kick Returns, Punt Returns, all



44 JUNIOR TUIHALAMAKA

DL • 6-1 7/8, 254 lbs • Sophomore/Sophomore
Granada Hills, CA (Bishop Alemany)

Tackles

Table with columns: SEASON, TEAM, GP, ua, a, total, tfl, pd, ff, fr, blk, sacks, int, rec, yds, td, lg, rec/g, yds/r, yds/g

Single Game Highs

Table with columns: Statistic, Value, Location/Date

Table with columns: Date, Opponent, Tackles, Sacks, Fumble, Pass Defense, blkd, PAT attempts, off



4
CHRIS TYREE

WR • 5-9 1/2, 192 lbs • Senior/Senior
Chester, VA (Thomas Dale)



0
XAVIER WATTS

S • 5-11 3/4, 204 lbs • Senior/Junior
Omaha, NE (Harry A. Burke)

Rushing and Passing

SEASON	TEAM	gp	Rushing						Passing							
			att	yds	td	lg	avg/c	avg/g	comp-att-int	yds	td	lg	pct	avg/p	avg/g	effc
2020-21	ND	12	73	496	4	94	6.8	41.3	0-0-0	0	0	0	0.0	0.0	0.0	0.0
2021-22	ND	12	56	222	1	33	4.0	18.5	0-0-0	0	0	0	0.0	0.0	0.0	0.0
2022-23	ND	13	100	444	3	26	4.4	34.2	0-0-0	0	0	0	0.0	0.0	0.0	0.0
2023-24	ND	5	1	-2	0	0	-2.0	-0.4	0-0-0	0	0	0	0.0	0.0	0.0	0.0
TOTAL		42	230	1160	8	94	5.0	27.6	0-0-0	0	0	0	0.0	0.0	0.0	0.0

Scoring and Total Offense

SEASON	TEAM	gp	Scoring								Total Offense					
			td	rush	rcv	ret	pat	2pat	fg	total	avg/g	rush	pass	total	avg/g	
2020-21	ND	12	4	4	0	0	0	0	0	0	24	2.0	496	0	496	41.3
2021-22	ND	12	4	1	2	1	0	0	0	0	24	2.0	222	0	222	18.5
2022-23	ND	13	5	3	2	0	0	0	0	0	30	2.3	444	0	444	34.2
2023-24	ND	5	2	0	2	0	0	0	0	0	12	2.4	-2	0	-2	-0.4
TOTAL		42	15	8	6	1	0	0	0	0	90	2.1	1160	0	1160	27.6

Punting and All Purpose

SEASON	TEAM	gp	Punting			All Purpose							
			no.	yds	lg	avg/g	rush	rcv	pr	kr	ir	total	avg/g
2020-21	ND	12	0	0	0	0.0	496	65	0	458	0	1019	84.9
2021-22	ND	12	0	0	0	0.0	222	258	0	347	0	827	68.9
2022-23	ND	13	0	0	0	0.0	444	138	0	254	0	836	64.3
2023-24	ND	5	0	0	0	0.0	-2	241	26	0	265	53.0	
TOTAL		42	0	0	0	0.0	1160	702	26	1059	0	2947	70.2

Tackles

SEASON	TEAM	GP	Tackles						Interceptions		Receptions								
			ua	a	total	tfl	pd	ff	fr	blk	sacks	int	rec	yds	td	lg	rec/g	yds/r	yds/g
2020-21	ND	12	0	0	0	0-0	0	0	0	0	0	0	8	65	0	27	0.7	8.1	5.4
2021-22	ND	12	1	0	1	0-0	0	0	0	0	0	0	24	258	2	55	2.0	10.8	21.5
2022-23	ND	13	0	0	0	0-0	0	0	0	0	0	0	24	138	2	21	1.8	5.8	10.6
2023-24	ND	5	0	1	1	0-0	0	0	0	0	0	0	9	241	2	76	1.8	26.8	48.2
TOTAL		42	1	1	2	0-0	0	0	0	0	0	0	65	702	6	76	1.5	10.8	16.7

Single Game Highs

Statistic	Value	
Rushing Attempts	17	at Boston College 11/14/20, vs California 09/17/22
Rushing Yards Net	109	vs Syracuse 12/05/20
Rushing Touchdowns	1	8 times
Longest Rushing	94	vs Syracuse 12/05/20
Receptions	6	vs Oklahoma St. 01/01/22
Receptions Yards	115	vs Oklahoma St. 01/01/22
Receptions Touchdowns	1	6 times
Longest Reception	76	vs Central Mich. 09/16/23
Longest Punt Return	11	vs Navy 08/26/23, vs Central Mich. 09/16/23
Longest Kick Return	96	vs Wisconsin 09/25/21
Total Tackles	1	vs Oklahoma St. 01/01/22, vs Tennessee St. 09/02/23

Date	Opponent	Rushing	Receiving	Passing	Kick Returns	Punt Returns	all
		no. yds td lg	no. yds td lg	cmp-att-int yds td lg	no. yds td lg	no. yds td lg	
08/26/2023	vs Navy	1 -2 0 0	3 36 0 20	0-0-0 0 0 0 0	0 0 0 0	1 11 0 11	45
09/02/2023	Tennessee St.	0 0 0 0	1 24 1 24	0-0-0 0 0 0 0	0 0 0 0	1 6 0 6	30
09/09/2023	at NC State	0 0 0 0	2 68 0 65	0-0-0 0 0 0 0	0 0 0 0	0 0 0 0	68
09/16/2023	Central Mich.	0 0 0 0	2 88 1 76	0-0-0 0 0 0 0	0 0 0 0	2 9 0 11	97
09/23/2023	Ohio St.	0 0 0 0	1 25 0 25	0-0-0 0 0 0 0	0 0 0 0	0 0 0 0	25
		1 -2 0 0	9 241 2 76	0-0-0 0 0 0 0	0 0 0 0	4 26 0 11	-2

Games	Avg/ rush	Avg/ catch	Pass effc	KR avg	PR avg	All purpose avg/game	Total offense avg/game
5	-2.0	26.8	0.0	0.0	6.5	53.0	-0.4

Tackles

SEASON	TEAM	GP	Tackles						Interceptions		Receptions								
			ua	a	total	tfl	pd	ff	fr	blk	sacks	int	rec	yds	td	lg	rec/g	yds/r	yds/g
2020-21	ND	2	0	0	0	0-0	0	0	0	0	0	0	0	0	0	0	0	0	0.0
2021-22	ND	11	11	4	15	0-0	0	0	0	0	0	0	0	0	0	0	0	0	0.0
2022-23	ND	13	24	15	39	2-10	4	0	0	0	1	0	0	0	0	0	0	0	0.0
2023-24	ND	5	11	8	19	0-0	3	0	0	0	0	1	0	0	0	0	0	0	0.0
TOTAL		31	46	27	73	2-10	7	0	0	0	1	1	0	0	0	0	0	0.0	

Single Game Highs

Statistic	Value	
Total Tackles	9	at Southern California 11/26/22
Total Sacks	1	vs Boston College 11/19/22
Total Tackles For Loss	1	vs Navy 11/12/22, vs Boston College 11/19/22
Total Interceptions	1	at NC State 09/09/23

Date	Opponent	Tackles	Sacks	Fumble	Pass Defense	blkd	PAT attempts	off
		ua a total tfl-yds no-yds	ff fr-yds	int-yds qbh brup	kick	kick	rush	rcv saf pts
08/26/2023	vs Navy	2 2 4 0-0-0	0-0 0 0-0	0-0 0 0	0 0 0 0	0 0 0 0	0 0	0 0
09/02/2023	Tennessee St.	2 0 2 0-0-0	0-0 0 0-0	0-0 0 0	1 0 0-0	0 0	0 0	
09/09/2023	at NC State	1 2 3 0-0-0	0-0 0 0-0	1-0 0 1	0 0-0	0 0	0 0	
09/16/2023	Central Mich.	2 3 5 0-0-0	0-0 0 0-0	0-0 0 0	1 0 0-0	0 0	0 0	
09/23/2023	Ohio St.	4 1 5 0-0-0	0-0 0 0-0	0-0 0 0	0 0 0-0	0 0	0 0	
		11 8 19 0-0-0	0-0 0 0-0	1-0 0 3	0 0-0	0 0	0 0	

Quickie Stats
Navy vs. Notre Dame (Final)
08/26/2023 at Dublin,

	UNA	UND
Score	3	42
FIRST DOWNS	12	27
RUSHES-YARDS (NET)	48-126	32-191
PASSING-YARDS (NET)	43	253
Passes Att-Comp-Int	7-3-0	25-20-0
TOTAL OFFENSE PLAYS-YARDS	55-169	57-444
Fumble Returns-Yards	0-0	0-0
Punt Returns-Yards	0-0	1-11
Kickoff Returns-Yards	1-26	2-41
Interception Returns-Yards	0-0	0-0
Punts (Number-Avg)	4-39.8	4-0
Fumbles-Lost	3-0	2-0
Penalties-Yards	3-25	1-10
Possession Time	44:35	32:31
Third-Down Conversions	4-14	5-8
Fourth-Down Conversions	3-4	1-1
Red-Zone Scores-Chances	1-2	4-5

Navy

Rushing	No.	Gain	Loss	Net	TD	Lg	Avg
A.Tecza	8	40	2	38	0	11	4.8
D.Fofana	16	58	26	32	0	14	2
B.Chatman	8	30	0	30	0	7	3.8

Passing	C-A-I	Yds	TD	Long	Sack
T.Lavatai	3-6-0	43	0	39	1
X.Arline	0-1-0	0	0	0	1

Receiving	No.	Yards	TD	Long	Tgt	YAC
B.Chatman	2	41	0	39	2	14
A.Tecza	1	2	0	2	1	4
A.Hassan	0	0	0	0	2	0
C.Howard	0	0	0	0	1	0

Punting	No.	Yds	Avg	Long	In20	TB
R.Riethman	4	159	39.8	46	1	0

Punt Returns	No.	Yards	TD	Long

Kick Returns	No.	Yards	TD	Long
T.Bradley	1	26	0	26

Tackles	UA-A	Total	Sacks	TFL
W.HARBOUR	8-0	8	0	1
K.Jacob	7-0	7	0	1
R.Lane	5-0	5	0	0

Notre Dame

Rushing	No.	Gain	Loss	Net	TD	Lg	Avg
A.Estime	16	95	0	95	1	13	5.9
J.Love	4	40	0	40	0	21	10
G.Payne	6	31	0	31	0	9	5.2

Passing	C-A-I	Yds	TD	Long	Sack
TEAM	0-1-0	0	0	0	0
S.Hartman	19-23-0	251	4	35	0
S.Angeli	1-1-0	2	0	2	0

Receiving	No.	Yards	TD	Long	Tgt	YAC
J.Thomas	4	63	1	19	4	30
J.Greathouse	3	68	2	35	3	11
D.Colzie	3	45	1	25	3	25
C.Tyree	3	36	0	20	4	15

Punting	No.	Yds	Avg	Long	In20	TB

Punt Returns	No.	Yards	TD	Long
C.Tyree	1	11	0	11

Kick Returns	No.	Yards	TD	Long
G.Payne	2	41	0	24

Tackles	UA-A	Total	Sacks	TFL
J.Kiser	6-2	8	0	0
M.Liufau	4-3	7	0	0
X.Watts	2-2	4	0	0

Qtr	Time	Scoring Play	V-H
1st	08:26	UND - A.Estime 1 yd TD RUSH (PAT KICK by S.Shrader GOOD) 13-81 6:28	0-7
1st	01:03	UND - J.Price 19 yd TD RUSH (PAT KICK by S.Shrader GOOD) 7-63 3:27	0-14
2nd	10:00	UND - J.Greathouse 35 yd TD PASS from S.Hartman (PAT KICK by S.Shrader GOOD) 4-78 1:52	0-21
2nd	00:13	UND - J.Thomas 14 yd TD PASS from S.Hartman (PAT KICK by S.Shrader GOOD) 9-80 1:42	0-28
3rd	09:36	UND - J.Greathouse 20 yd TD PASS from S.Hartman (PAT KICK by S.Shrader GOOD) 6-63 2:48	0-35
4th	11:54	UND - D.Colzie 25 yd TD PASS from S.Hartman (PAT KICK by S.Shrader GOOD) 7-60 3:43	0-42
4th	03:33	UNA - E.Warren 31 yd FG 15-62 8:21	3-42

GAME RECAP

The University of Notre Dame football team began the 2023 in style by defeating Navy 42-3 in the 2023 Aer Lingus College Football Classic at Aviva Stadium in Dublin, Ireland. The Irish ripped off 42 consecutive points in the game before Navy managed a single field goal with 3:33 left in the game.

Graduate student Sam Hartman made the most of his Notre Dame debut, completing 19 of 23 passes for 251 yards and four touchdowns. The four scoring tosses match Ron Powlus (1994) and Jack Coan (2021) for the most by an Irish quarterback in his first game with the team.

Two of Hartman's scoring tosses were caught by freshman Jaden Greathouse, including a 35-yard strike on the rookie's first career touch. Deion Colzie also nabbed his first career touchdown reception while Jayden Thomas was the recipient of a touchdown pass as well.

The Irish defense held Navy to just 169 total yards with only 43 of those coming through the air. Jack Kiser paced the defense with 8 total tackles, followed by Marist Liufau with seven.

Quickie Stats
Tennessee State vs. #13 Notre Dame (Final)
09/2/2023 at Notre Dame, Indiana



	TSU	UND
Score	3	56
FIRST DOWNS	12	26
RUSHES-YARDS (NET)	36-89	33-221
PASSING-YARDS (NET)	67	336
Passes Att-Comp-Int	22-8-2	30-24-0
TOTAL OFFENSE PLAYS-YARDS	58-156	63-557
Fumble Returns-Yards	1-0	0-0
Punt Returns-Yards	0-0	3-27
Kickoff Returns-Yards	2-76	1-8
Interception Returns-Yards	0-0	2-33
Punts (Number-Avg)	6-40.2	6-43.0
Fumbles-Lost	1-0	1-1
Penalties-Yards	5-45	4-35
Possession Time	29:07	30:53
Third-Down Conversions	4-14	9-11
Fourth-Down Conversions	1-1	0-0
Red-Zone Scores-Chances	1-3	3-3

Tennessee State

Rushing	No.	Gain	Loss	Net	TD	Lg	Avg
D.Bryant	6	29	0	29	0	13	4.8
J.Rouse	11	30	2	28	0	9	2.5
J.Gant	8	19	3	16	0	4	2

Passing	C-A-I	Yds	TD	Long	Sack
D.Ellis	3-10-0	24	0	11	1
D.Bryant	5-12-2	43	0	22	0

Receiving	No.	Yards	TD	Long	Tgt	YAC
D.Davis	1	22	0	22	2	7
C.Garnett	1	13	0	13	1	0
D.Majors	1	11	0	11	2	10
T.Boone III	1	10	0	10	2	10

Punting	No.	Yds	Avg	Long	In20	TB
J.Foster	6	241	40.2	48	3	0

Punt Returns	No.	Yards	TD	Long

Kick Returns	No.	Yards	TD	Long
D.Johnson	2	76	0	58

Tackles	UA-A	Total	Sacks	TFL
J.Josephs	8-1	9	0	0
M.Beard III	6-1	7	0	0
J.Green	2-2	4	0	0

Notre Dame

Rushing	No.	Gain	Loss	Net	TD	Lg	Avg
A.Estime	13	121	5	116	1	50	8.9
J.Love	5	51	5	46	1	36	9.2
G.Payne	6	28	1	27	0	12	4.5

Passing	C-A-I	Yds	TD	Long	Sack
K.Minchey	2-2-0	12	0	8	0
S.Hartman	14-17-0	194	2	27	0
S.Angeli	8-11-0	130	2	42	0

Receiving	No.	Yards	TD	Long	Tgt	YAC
J.Thomas	4	62	0	27	4	31
M.Evans	4	61	0	18	5	3
J.Price	2	51	1	40	2	51
G.Payne	2	45	1	42	2	47

Punting	No.	Yds	Avg	Long	In20	TB
B.McFerson	2	86	43	54	0	1

Punt Returns	No.	Yards	TD	Long
M.Salerno	2	21	0	15
C.Tyree	1	6	0	6

Kick Returns	No.	Yards	TD	Long
D.Ford	1	8	0	8

Tackles	UA-A	Total	Sacks	TFL
H.Cross III	2-4	6	0	0
J.Bertrand	3-2	5	0	1
J.Onye	2-3	5	0	0

Qtr	Time	Scoring Play	V-H
1st	09:17	UND - J.Love 36 yd TD RUSH (PAT KICK by S.Shrader GOOD) 10-75 5:43	0-7
1st	02:44	TSU - J.Lowery 38 yd FG 15-55 6:33	3-7
2nd	12:22	UND - S.Hartman 5 yd TD RUSH (PAT KICK by S.Shrader GOOD) 8-80 4:16	3-14
2nd	09:41	UND - C.Tyree 24 yd TD PASS from S.Hartman (PAT KICK by S.Shrader GOOD) 4-57 2:01	3-21
2nd	05:17	UND - A.Estime 5 yd TD RUSH (PAT KICK by S.Shrader GOOD) 8-53 2:55	3-28
2nd	00:15	UND - H.Staes 4 yd TD PASS from S.Hartman (PAT KICK by S.Shrader GOOD) 6-80 0:38	3-35
3rd	01:06	UND - J.Price 40 yd TD PASS from S.Angeli (PAT KICK by S.Shrader GOOD) 7-82 3:28	3-42
3rd	00:19	UND - C.Lewis 33 yd TD INT RETURN (PAT KICK by S.Shrader GOOD)	3-49
4th	07:43	UND - G.Payne 42 yd TD PASS from S.Angeli (PAT KICK by Z.Yoakam GOOD) 7-87 3:34	3-56

GAME RECAP

The University of Notre Dame football team moved to 2-0 in 2023 with a dominating 56-3 victory over Tennessee State in Notre Dame Stadium on a warm, sunny late summer day. The contest marked Notre Dame's first game against a Football Championship Subdivision team and one of the nation's Historically Black College or University.

It also is the first time since 1975 that Notre Dame has held its opponents without a touchdown through the season's first two games (the Irish gave up a single field goal in the first two games of '75).

The Irish took control of the game in the second quarter, scoring 28 points to build a 35-3 halftime lead. Sam Hartman played just the first half for Notre Dame, finishing 14-of-17 for 194 yards, two passing touchdowns and one rushing score.

Audric Estimé led the Irish rushing attack with his first 100-yard rushing performance of the year (116) with a five-yard score. Four different Irish players caught touchdown passes from Hartman and Steve Angeli, including Jadarian Price, Gi'Bran Payne, Chris Tyree and Holden Staes.

Quickie Stats
Notre Dame vs. NC State (Final)
09/09/2023 at Raleigh, North Carolina



	UND	NCS
Score	45	24
FIRST DOWNS	16	20
RUSHES-YARDS (NET)	37-170	30-84
PASSING-YARDS (NET)	286	260
Passes Att-Comp-Int	24-15-0	48-22-3
TOTAL OFFENSE PLAYS-YARDS	61-456	78-344
Fumble Returns-Yards	0-0	1-0
Punt Returns-Yards	0-0	4-41
Kickoff Returns-Yards	2-45	2-52
Interception Returns-Yards	3-0	0-0
Punts (Number-Avg)	6-50.7	6-40.5
Fumbles-Lost	2-1	3-0
Penalties-Yards	10-82	8-54
Possession Time	32:53	27:07
Third-Down Conversions	5-14	8-19
Fourth-Down Conversions	0-0	0-1
Red-Zone Scores-Chances	3-3	2-3

Notre Dame

Rushing	No.	Gain	Loss	Net	TD	Lg	Avg
Estime,Audric	14	136	2	134	2	80	9.6
Price,Jadarian	7	31	0	31	0	11	4.4
Love,Jeremiyah	6	24	0	24	0	7	4

Passing	C-A-I	Yds	TD	Long	Sack
Hartman,Sam	15-24-0	286	4	65	4

Receiving	No.	Yards	TD	Long	Tgt
Staes,Holden	4	115	2	40	5
Greathouse,Jaden	3	15	1	13	3
Tyree,Chris	2	68	0	65	2
Estime,Audric	2	22	0	12	2

Punting	No.	Yds	Avg	Long	In20	TB
McFerson ,Bryce	6	304	50.7	59	0	0

Punt Returns	No.	Yards	TD	Long

Kick Returns	No.	Yards	TD	Long
Price,Jadarian	2	45	0	24

Tackles	UA-A	Total	Sacks	TFL
Harper,Thomas	3-4	7	0	0
Kiser,Jack	3-3	6	0	0
Jean-Baptiste,Javontae	1-4	5	0	0

NC State

Rushing	No.	Gain	Loss	Net	TD	Lg	Avg
Houston,Jordan	7	26	0	26	0	13	3.7
Armstrong,Brennan	12	37	11	26	1	9	2.2
Lesane,Keyon	2	12	0	12	0	8	6

Passing	C-A-I	Yds	TD	Long	Sack
Armstrong,Brennan	22-47-3	260	2	38	1
Concepcion,Kevin "KC"	0-1-0	0	0	0	0

Receiving	No.	Yards	TD	Long	Tgt
Concepcion,Kevin "KC"	5	24	0	9	11
Vereen,Juice	4	65	0	22	7
Rooks,Porter	3	31	0	17	5
Lesane,Keyon	2	53	0	38	4

Punting	No.	Yds	Avg	Long	In20	TB
Noonkester,Caden	6	243	40.5	45	4	1

Punt Returns	No.	Yards	TD	Long
Coit,Jalen	4	41	0	15

Kick Returns	No.	Yards	TD	Long
Gray,Julian	2	52	0	27

Tackles	UA-A	Total	Sacks	TFL
Wilson,Payton	4-10	14	0	0.5
Boykin,Devan	3-8	11	0	0.5
Battle,Shyheim	2-3	5	0	0

Qtr	Time	Scoring Play	V-H
1st	03:18	UND - Shrader,Spencer 54 yd FG 12-50 05:51	3-0
2nd	14:32	UND - Estime,Audric 80 yd TD RUSH (PAT Kick by Shrader,Spencer GOOD) 1-80 00:13	10-0
2nd	01:16	NCS - Rozner,Bradley 9 yd TD PASS from Armstrong,Brennan (PAT Kick by Narveson,Brayden GOOD) 7-62 01:03	10-7
2nd	00:40	UND - Greathouse,Jaden 13 yd TD PASS from Hartman,Sam (PAT Kick by Shrader,Spencer GOOD) 3-78 00:30	17-7
3rd	07:27	NCS - Narveson,Brayden 49 yd FG 5-33 01:15	17-10
3rd	05:50	UND - Staes,Holden 40 yd TD PASS from Hartman,Sam (PAT Kick by Shrader,Spencer GOOD) 3-76 01:30	24-10
3rd	02:55	NCS - Armstrong,Brennan 1 yd TD RUSH (PAT Kick by Narveson,Brayden GOOD) 7-75 02:55	24-17
4th	11:38	UND - Sherwood,Davis 10 yd TD PASS from Hartman,Sam (PAT Kick by Shrader,Spencer GOOD) 5-33 02:43	31-17
4th	10:42	UND - Estime,Audric 7 yd TD RUSH (PAT Kick by Shrader,Spencer GOOD) 3-16 00:36	38-17
4th	04:35	UND - Staes,Holden 35 yd TD PASS from Hartman,Sam (PAT Kick by Shrader,Spencer GOOD) 5-54 03:03	45-17
4th	02:03	NCS - Collins,Dacari 23 yd TD PASS from Armstrong,Brennan (PAT Kick by Narveson,Brayden GOOD) 9-65 02:32	45-24

GAME RECAP

The University of Notre Dame football team improved to 3-0 in 2023 with its first road-game victory of the season at NC State 38-17 at Carter-Finley Stadium in Raleigh, North Carolina, on Saturday afternoon.

The game was delayed by weather and lightning for close to two hours with the Irish holding a 3-0 lead. The first play once the game was resumed was an 80-yard touchdown run by Audric Estimé to put Notre Dame ahead to stay. NC State cut the lead to seven points in the third quarter, but the Irish defense stepped up with three interceptions and the Irish offense capitalized on the mistakes with three straight touchdowns to put the game away.

Estimé led the Irish rushing attack with a career-high-matching 134 yards on 14 carries with two rushing touchdowns. Sam Hartman posted another great passing performance, finishing 15 of 24 for 286 yards and four touchdowns. Two of those touchdown passes ended up in the hands of sophomore tight end Holden Staes on 35 and 40-yard plays.

The Irish defense, which broke up eight passes in the game, was led by Thomas Harper with seven tackles. Benjamin Morrison, Xavier Watts and DJ Brown all intercepted passes as well.

Quickie Stats
Central Michigan vs. Notre Dame (Final)
09/16/2023 at Notre Dame, Indiana



	CMU	UND
Score	17	41
FIRST DOWNS	14	23
RUSHES-YARDS (NET)	34-131	37-236
PASSING-YARDS (NET)	137	342
Passes Att-Comp-Int	20-10-0	28-17-0
TOTAL OFFENSE PLAYS-YARDS	54-268	65-578
Fumble Returns-Yards	0-0	0-0
Punt Returns-Yards	2-7	2-9
Kickoff Returns-Yards	1-17	1-20
Interception Returns-Yards	0-0	0-0
Punts (Number-Avg)	7-50.1	7-49.0
Fumbles-Lost	2-0	0-0
Penalties-Yards	2-20	8-72
Possession Time	29:27	30:33
Third-Down Conversions	3-13	6-13
Fourth-Down Conversions	1-1	2-2
Red-Zone Scores-Chances	3-4	4-4

Central Michigan

Rushing	No.	Gain	Loss	Net	TD	Lg	Avg
M.Bailey	12	59	0	59	1	19	4.9
M.Lukes	9	57	1	56	0	25	6.2
J.Bauer	13	38	22	16	1	11	1.2

Passing	C-A-I	Yds	TD	Long	Sack
J.Bauer	10-20-0	137	0	37	2

Receiving	No.	Yards	TD	Long	Tgt	YAC
J.Prewitt III	2	59	0	37	4	39
T.Davis	2	40	0	31	6	4
M.Lukes	2	23	0	16	3	24
M.Bailey	2	7	0	7	2	23

Punting	No.	Yds	Avg	Long	In20	TB
J.Walrath	7	351	50.1	63	4	1

Punt Returns	No.	Yards	TD	Long
J.Wimberly	2	7	0	8

Kick Returns	No.	Yards	TD	Long
M.Lukes	1	17	0	17

Tackles	UA-A	Total	Sacks	TFL
D.Kent	4-2	6	0	0
K.Moretti	4-2	6	0	2
J.Wiliams	3-3	6	0	0

Notre Dame

Rushing	No.	Gain	Loss	Net	TD	Lg	Avg
A.Estime	20	176	0	176	1	41	8.8
J.Price	3	18	3	15	0	15	5
G.Payne	3	13	1	12	0	10	4

Passing	C-A-I	Yds	TD	Long	Sack
S.Hartman	16-26-0	330	3	76	0
S.Angeli	1-2-0	12	0	12	0

Receiving	No.	Yards	TD	Long	Tgt	YAC
J.Thomas	4	63	0	39	6	5
R.Flores Jr.	3	60	0	42	6	34
C.Tyree	2	88	1	76	2	44
T.Merriweather	2	81	1	75	3	45

Punting	No.	Yds	Avg	Long	In20	TB
B.McFerson	2	98	49	55	1	0

Punt Returns	No.	Yards	TD	Long
C.Tyree	2	9	0	11

Kick Returns	No.	Yards	TD	Long
D.Ford	1	20	0	20

Tackles	UA-A	Total	Sacks	TFL
J.Kiser	6-4	10	1	1
X.Watts	2-3	5	0	0
R.Mills	5-0	5	0	0

Qtr	Time	Scoring Play	V-H
1st	10:52	UND - T.Merriweather 75 yd TD PASS from S.Hartman (PAT KICK by S.Shrader GOOD) 4-91 2:03	0-7
1st	07:22	CMU - M.Bailey 6 yd TD RUSH (PAT KICK by T.Mattson GOOD) 6-65 3:30	7-7
1st	02:13	UND - A.Estime 17 yd TD RUSH (PAT KICK by S.Shrader GOOD) 11-75 5:09	7-14
2nd	14:17	UND - C.Tyree 76 yd TD PASS from S.Hartman (PAT KICK by S.Shrader GOOD) 3-87 1:18	7-21
2nd	00:17	CMU - J.Bauer 1 yd TD RUSH (PAT KICK by T.Mattson GOOD) 9-83 3:58	14-21
3rd	11:36	UND - S.Hartman 1 yd TD RUSH (PAT KICK by S.Shrader GOOD) 7-74 3:19	14-28
3rd	01:59	CMU - T.Mattson 23 yd FG 12-50 5:37	17-28
3rd	00:30	UND - S.Shrader 50 yd FG 5-43 1:29	17-31
4th	10:07	UND - S.Shrader 31 yd FG 10-47 3:54	17-34
4th	05:45	UND - H.Staes 4 yd TD PASS from S.Hartman (PAT KICK by S.Shrader GOOD) 6-82 2:51	17-41

GAME RECAP

The University of Notre Dame football team out-scored Central Michigan 20-3 in the second half to secure its fourth victory of the season, 41-17, on a partly cloudy day at sold-out Notre Dame Stadium (77,622).

The Irish have now scored over 40 points in a program-best five consecutive games dating back to the 2022 Gator Bowl victory over South Carolina to cap last season. The 182 points scored in Notre Dame's first four games this season are the fourth-most in the history of the program.

Sam Hartman led the Irish offensive attack through the air with 330 yards passing and notching his first career 300-yard performance in a Notre Dame uniform. He threw three touchdowns, including a 75-yard strike to Tobias Merriweather and a 76-yard toss to Chris Tyree. He also rushed for a touchdown.

Audric Estimé paced the overall Notre Dame rushing attack with a career-best 176 yards on 20 carries with one touchdown.

Jack Kiser, starting in place of an injured JD Bertrand at linebacker, led the team with a career-best 10 tackles.

Quickie Stats
Ohio St. vs. Notre Dame (Final)
09/23/2023 at Notre Dame, Indiana



	OSU	UND
Score	17	14
FIRST DOWNS	19	22
RUSHES-YARDS (NET)	27-126	39-176
PASSING-YARDS (NET)	240	175
Passes Att-Comp-Int	38-21-0	25-17-0
TOTAL OFFENSE PLAYS-YARDS	65-366	64-351
Fumble Returns-Yards	0-0	0-0
Punt Returns-Yards	1-8	0-0
Kickoff Returns-Yards	1-32	0-0
Interception Returns-Yards	0-0	0-0
Punts (Number-Avg)	3-38.3	3-46.0
Fumbles-Lost	0-0	0-0
Penalties-Yards	5-35	4-50
Possession Time	25:01	34:59
Third-Down Conversions	10-17	5-10
Fourth-Down Conversions	1-3	0-2
Red-Zone Scores-Chances	2-4	2-3

Ohio St.

Rushing	No.	Gain	Loss	Net	TD	Lg	Avg
T.Henderson	14	104	0	104	1	61	7.4
D.Trayanum	6	13	0	13	1	4	2.2
E.Egbuka	2	9	0	9	0	9	4.5

Passing	C-A-I	Yds	TD	Long	Sack
TEAM	0-1-0	0	0	0	0
K.McCord	21-37-0	240	0	40	1

Receiving	No.	Yards	TD	Long	Tgt	YAC
E.Egbuka	7	96	0	23	11	18
C.Stover	7	52	0	14	11	21
M.Harrison Jr.	3	32	0	19	7	3
J.Fleming	2	8	0	7	3	4

Punting	No.	Yds	Avg	Long	In20	TB
J.Mirco	3	115	38.3	42	2	0

Punt Returns	No.	Yards	TD	Long
E.Egbuka	1	8	0	8

Kick Returns	No.	Yards	TD	Long
X.Johnson	1	32	0	32

Tackles	UA-A	Total	Sacks	TFL
L.Ransom	7-6	13	0	0
J.Proctor	5-2	7	0	0
D.Igbinosun	2-4	6	0	0.5

Notre Dame

Rushing	No.	Gain	Loss	Net	TD	Lg	Avg
A.Estime	14	71	1	70	0	22	5
J.Love	8	57	0	57	0	16	7.1
J.Price	3	22	0	22	0	18	7.3

Passing	C-A-I	Yds	TD	Long	Sack
S.Hartman	17-25-0	175	1	28	0

Receiving	No.	Yards	TD	Long	Tgt	YAC
M.Evans	7	75	0	25	7	17
R.Flores Jr.	3	20	1	12	5	3
J.Greathouse	2	40	0	28	3	25
G.Payne	2	6	0	5	2	13

Punting	No.	Yds	Avg	Long	In20	TB
B.McFerson	2	92	46	46	0	0

Punt Returns	No.	Yards	TD	Long
--------------	-----	-------	----	------

Kick Returns	No.	Yards	TD	Long
--------------	-----	-------	----	------

Tackles	UA-A	Total	Sacks	TFL
J.Jean-Baptiste	3-5	8	0	0
J.Bertrand	4-4	8	0	1
H.Cross III	4-2	6	0	0

Qtr	Time	Scoring Play	V-H
2nd	00:26	OSU - J.Fielding 31 yd FG 12-66 3:20	3-0
3rd	11:14	OSU - T.Henderson 61 yd TD RUSH (PAT KICK by J.Fielding GOOD) 1-61 0:11	10-0
3rd	03:35	UND - G.Payne 1 yd TD RUSH (PAT KICK by S.Shrader GOOD) 13-75 7:39	10-7
4th	08:22	UND - R.Flores Jr. 2 yd TD PASS from S.Hartman (PAT KICK by S.Shrader GOOD) 11-96 6:28	10-14
4th	00:01	OSU - D.Trayanum 1 yd TD RUSH (PAT KICK by J.Fielding GOOD) 15-65 1:25	17-14

GAME RECAP

The University of Notre Dame football team (4-1) lost its first game of the year 17-14 to No. 6 Ohio State (4-0) by a single inch, with the Buckeyes powering in a one-yard run that barely touched the end zone with one second remaining in a hard-fought battle.

The Irish took their first lead of the game 14-10 on a Sam Hartman two-yard touchdown pass to Rico Flores Jr. with 8:22 left in the game. A clutch fourth-down stop by the Irish at their own 11-yard line gave the offense the ball back, but Ohio State forced a Notre Dame punt with 1:26 remaining.

The Buckeyes then drove 65 yards in 15 plays earning the winning score with a one-yard touchdown run.

Hartman finished the game 17 of 25 passing for 175 yards and a touchdown. Audric Estimé led the rushing attack with 70 yards while Mitchell Evans led all Irish receivers with a career-best seven catches for 75 yards. On the defensive side, Javonte Jean-Baptiste and JD Bertrand led the effort with eight tackles, respectively.



**2023-24 Notre Dame Football
Combined Team Statistics
All games**

Team Results

Date	Opponent		Score	Att.
08/26/2023	vs Navy	W	42-3	49000
09/02/2023	Tennessee St.	W	56-3	77622
09/09/2023	at NC State	W	45-24	56919
09/16/2023	Central Mich.	W	41-17	77622
09/23/2023	Ohio St.	L	14-17	77622

Rushing

Player	gp	att	gain	loss	net	avg	td	lg	avg/g
Audric Estime	5	77	599	8	591	7.7	5	80	118.2
Jeremiyah Love	5	26	181	5	176	6.8	1	36	35.2
Jadarian Price	5	19	106	8	98	5.2	1	19	19.6
Gi'Bran Payne	5	25	96	2	94	3.8	1	12	18.8
Devyn Ford	4	4	14	0	14	3.5	0	5	3.5
Skip Velotta	3	2	14	0	14	7.0	0	9	4.7
Jayden Thomas	5	1	10	0	10	10.0	0	10	2.0
Chase Ketterer	3	1	3	0	3	3.0	0	3	1.0
Sam Assaf	2	2	3	0	3	1.5	0	2	1.5
Jaden Greathouse	5	1	3	0	3	3.0	0	3	0.6
Mitchell Evans	4	1	2	0	2	2.0	0	2	0.5
Chris Tyree	5	1	0	2	-2	-2.0	0	0	-0.4
Sam Hartman	5	16	39	48	-9	-0.6	2	16	-1.8
Team	5	2	0	3	-3	-1.5	0	0	-0.6
Total	5	178	1070	76	994	5.6	10	80	198.8
Opponents	5	175	661	105	556	3.2	5	61	111.2

Passing

Player	gp	effic	comp-att-int	pct	yds	td	lg	avg/g
Sam Hartman	5	200.9	81-115-0	70.4	1236	14	76	247.2
Steve Angeli	4	205.0	10-14-0	71.4	144	2	42	36.0
Kenny Minchey	1	150.4	2-2-0	100.0	12	0	8	12.0
Team	5	0.0	0-1-0	0.0	0	0	0	0.0
Total	5	199.0	93-132-0	70.5	1392	16	76	278.4
Opponents	5	91.4	64-135-5	47.4	747	2	40	149.4

Receiving

Player	gp	no	yds	avg	td	lg	avg/g
Jayden Thomas	5	13	195	15.0	1	39	39.0
Mitchell Evans	4	12	138	11.5	0	25	34.5
Jaden Greathouse	5	12	166	13.8	3	35	33.2
Chris Tyree	5	9	241	26.8	2	76	48.2
Rico Flores Jr.	5	9	113	12.6	1	42	22.6
Tobias Merriweather	5	7	147	21.0	1	75	29.4
Gi'Bran Payne	5	6	46	7.7	1	42	9.2
Holden Staes	5	6	123	20.5	4	40	24.6
Audric Estime	5	5	55	11.0	0	22	11.0
Deion Colzie	4	3	45	15.0	1	25	11.3
Jadarian Price	5	3	60	20.0	1	40	12.0
Devyn Ford	4	2	21	10.5	0	12	5.3
Davis Sherwood	5	2	18	9.0	1	10	3.6
Jeremiyah Love	5	2	15	7.5	0	11	3.0
Matt Salerno	2	1	9	9.0	0	9	4.5
Chase Ketterer	3	1	4	4.0	0	4	1.3
Total	5	93	1392	15.0	16	76	278.4
Opponents	5	64	747	11.7	2	40	149.4

Game Records

Record	Overall	Home	Away	Neutral
ALL GAMES	4-1	2-1	1-0	1-0
CONFERENCE	0-0	0-0	0-0	0-0
NON-CONFERENCE	4-1	2-1	1-0	1-0

Team Statistics

	ND	OPP
First Downs	114	77
Rushing	52	29
Passing	59	34
Penalty	3	14
Rushing Yardage	994	556
Rushing attempts	178	175
Average per rush	5.6	3.2
Average per game	198.8	111.2
TDs Rushing	10	5
Passing Yardage	1392	747
Comp-Att-Int	93-132-0	64-135-5
Average per pass	10.5	5.5
Average per catch	15.0	11.7
Average per game	278.4	149.4
TDs Passing	16	2
Total offense	2386	1303
Average per play	7.7	4.2
Average per game	477.2	260.6
Kick returns: #-Yards	6-114	7-189
Punt returns: #-Yards	6-47	7-56
Int returns: #-Yards	5-33	0-0
Fumbles-Lost	5-2	9-0
Penalties-Yards	27-250	23-180
Punts-Avg	12-48.3	26-42.7
Time of possession / game	31:14	28:46
3rd-down conversion	29/54	29/77
4rd-down conversion	3/5	6/10
PAT-attempts	(27-27) 100%	(7-7) 100%
2-point conversion-attempts	(0-0) 0%	(0-0) 0%

Interceptions

Player	no.	yds	avg	td	lg
DJ Brown	1	0	0.0	0	0
Ramon Henderson	1	0	0.0	0	0
Xavier Watts	1	0	0.0	0	0
Clarence Lewis	1	33	33.0	1	33
Benjamin Morrison	1	0	0.0	0	0
Total	5	33	6.6	1	33
Opponents	0	0	0.0	0	0



**2023-24 Notre Dame Football
Combined Team Statistics
All games**

Field Goals

Player	fg	pct.	01-19	20-29	30-39	40-49	50-99	lg	blk
Spencer Shrader	3-7	42.9	0-0	0-0	1-1	0-2	2-4	54	0
Opponents	5-10	50.0	0-0	1-2	3-7	1-1	0-0	49	1

Scoring

Player	td	fg	PAT					dxp	saf	pts
			kick	rush	rcv	pass				
Spencer Shrader	-	3-7	26-26	-	-	-	-	-	-	35
Audric Estime	5	-	-	-	-	-	-	-	-	30
Holden Staes	4	-	-	-	-	-	-	-	-	24
Jaden Greathouse	3	-	-	-	-	-	-	-	-	18
Sam Hartman	2	-	-	-	-	-	-	-	-	12
Chris Tyree	2	-	-	-	-	-	-	-	-	12
Gi'Bran Payne	2	-	-	-	-	-	-	-	-	12
Jadarian Price	2	-	-	-	-	-	-	-	-	12
Clarence Lewis	1	-	-	-	-	-	-	-	-	6
Deion Colzie	1	-	-	-	-	-	-	-	-	6
Davis Sherwood	1	-	-	-	-	-	-	-	-	6
Jayden Thomas	1	-	-	-	-	-	-	-	-	6
Tobias Merriweather	1	-	-	-	-	-	-	-	-	6
Jeremiah Love	1	-	-	-	-	-	-	-	-	6
Rico Flores Jr.	1	-	-	-	-	-	-	-	-	6
Zac Yoakam	-	-	1-1	-	-	-	-	-	-	1
Total	27	3-7	27-27	0	0	0	0	0	0	198
Opponents	7	5-10	7-7	0	0	0	0	0	0	64

Score by Periods

Team	1st	2nd	3rd	4th	OT	TOT
Notre Dame	38	63	45	52	0	198
Opponents	10	17	20	17	0	64

Punting

Player	no.	yds	avg	lg	tb	fc	i20	50+	blk
Bryce McFerson	12	580	48.3	59	1	3	1	6	0
Total	12	580	48.3	59	1	3	1	6	0
Opponents	26	1109	42.7	63	2	9	13	3	0

Punt Returns

Player	no.	yds	avg	td	lg
Chris Tyree	4	26	6.5	0	11
Matt Salerno	2	21	10.5	0	15
Total	6	47	7.8	0	15
Opponents	7	56	8.0	0	15

Kick Returns

Player	no.	yds	avg	td	lg
Devyn Ford	2	28	14.0	0	20
Gi'Bran Payne	2	41	20.5	0	24
Jadarian Price	2	45	22.5	0	24
Total	6	114	19.0	0	24
Opponents	7	189	27.0	0	58

All Purpose

Player	g	rush	rcv	pr	kr	ir	total	avg/g
Audric Estime	5	591	55	0	0	0	646	129.2
Chris Tyree	5	-2	241	26	0	0	265	53.0
Jayden Thomas	5	10	195	0	0	0	205	41.0
Jadarian Price	5	98	60	0	45	0	203	40.6
Jeremiah Love	5	176	15	0	0	0	191	38.2
Gi'Bran Payne	5	94	46	0	41	0	181	36.2
Jaden Greathouse	5	3	166	0	0	0	169	33.8
Tobias Merriweather	5	0	147	0	0	0	147	29.4
Mitchell Evans	4	2	138	0	0	0	140	35.0
Holden Staes	5	0	123	0	0	0	123	24.6
Rico Flores Jr.	5	0	113	0	0	0	113	22.6
Devyn Ford	4	14	21	0	28	0	63	15.8
Deion Colzie	4	0	45	0	0	0	45	11.3
Clarence Lewis	5	0	0	0	0	33	33	6.6
Matt Salerno	2	0	9	21	0	0	30	15.0
Davis Sherwood	5	0	18	0	0	0	18	3.6
Skip Velotta	3	14	0	0	0	0	14	4.7
Chase Ketterer	3	3	4	0	0	0	7	2.3
Sam Assaf	2	3	0	0	0	0	3	1.5
Sam Hartman	5	-9	-4	0	0	0	-13	-2.6
Total	5	994	1392	47	114	33	2580	516.0
Opponents	5	556	747	56	189	0	1548	309.6

Total Offense

Player	g	plays	rush	pass	total	avg/g
Sam Hartman	5	131	-9	1236	1227	245.4
Audric Estime	5	77	591	0	591	118.2
Jeremiah Love	5	26	176	0	176	35.2
Steve Angeli	4	14	0	144	144	36.0
Jadarian Price	5	19	98	0	98	19.6
Gi'Bran Payne	5	25	94	0	94	18.8
Devyn Ford	4	4	14	0	14	3.5
Skip Velotta	3	2	14	0	14	4.7
Kenny Minchey	1	2	0	12	12	12.0
Jayden Thomas	5	1	10	0	10	2.0
Chase Ketterer	3	1	3	0	3	1.0
Sam Assaf	2	2	3	0	3	1.5
Jaden Greathouse	5	1	3	0	3	0.6
Mitchell Evans	4	1	2	0	2	0.5
Chris Tyree	5	1	-2	0	-2	-0.4
Total	5	310	994	1392	2386	477.2
Opponents	5	310	556	747	1303	260.6



**2023-24 Notre Dame Football
Combined Team Statistics
All games**

Page 3/3
as of Sep 25, 2023

##	Player	gp	Tackles				Sacks	Pass defense			Fumbles		blkd	
			ua	a	tot	tfl/yds		no-yds	int-yds	brup	qbh	fr-yds	ff	kick
24	Jack Kiser	5	17	11	28	1-12	1-12	.	.	2	.	1	.	.
1	Javontae Jean-Baptiste	5	10	13	23	2-3	.	.	.	5
56	Howard Cross III	5	12	10	22	.	.	.	1	1
27	JD Bertrand	4	11	10	21	2-5	.	.	2	3
13	Thomas Harper	5	12	8	20	2-13	1-10	.	2	1	.	1	.	.
0	Xavier Watts	5	11	8	19	.	.	1-0	3
8	Marist Liufau	5	10	7	17	1-2	.	.	.	2	.	1	.	.
99	Rylie Mills	5	10	5	15	1-10	1-10	.	.	2
12	Jordan Botelho	5	10	3	13	2-14	2-14	.	.	1
2	DJ Brown	4	8	4	12	.	.	1-0	2
47	Jason Onye	5	8	3	11	1	.
5	Cam Hart	5	5	3	8	2-14	.	.	3	.	.	1	.	.
20	Benjamin Morrison	5	7	1	8	1-1	.	1-0	4
40	Joshua Burnham	5	5	3	8	2-12	1-9	.	.	2
41	Donovan Hinish	4	3	5	8	1-7	1-7
31	Nana Osafo-Mensah	5	4	3	7	1-24	.	.	.	1
11	Ramon Henderson	5	6	1	7	.	.	1-0	1	1	.	1	.	.
4	Antonio Carter II	4	6	.	6	1	.	.
44	Junior Tuihalamaka	5	4	2	6
3	Jaylen Sneed	5	1	4	5	.	.	.	1	3
92	Aidan Keanaaina	3	2	1	3	1-1
7	Jaden Mickey	5	3	.	3
23	Jaiden Ausberry	4	2	1	3
29	Christian Gray	4	3	.	3	.	.	.	1
6	Clarence Lewis	5	1	1	2	.	.	1-33	1
97	Gabriel Rubio	2	2	.	2
34	Drayk Bowen	4	2	.	2	1	.	.
4	Chris Tyree	5	.	1	1
30	Skip Velotta	3	.	1	1
95	Tyson Ford	1	.	1	1
22	Ben Minich	1	1	.	1
28	Luke Talich	3	1	.	1
17	Brenan Vernon	1	.	1	1
25	Preston Zinter	1	.	1	1	1
	Totals	5	177	112	289	19-118	7-62	5-33	21	25	0-0	7	1	0
	Opponents	5	180	120	300	17-76	4-43	0-0	8	11	2-0	4	0	0



**2023-24 Notre Dame Football
Team Game-by-Game Comparison
All games**

Page 1/1
as of Sep 25, 2023

Opponent	Score	Total	First Downs			Rushing Number-Yards	Passing		Total Offense Plays-Yards	Return Yards	Turn- Overs
			Rush	Pass	Pen		Comp-Att.-Int	Yards			
Navy	42-3	27 / 12	13 / 11	13 / 1	1 / 0	32-191 / 48-126	20-25-0 / 3-7-0	253 / 43	57-444 / 55-169	52 / 12	0 / 0
Tennessee St.	56-3	26 / 12	10 / 5	15 / 4	1 / 3	33-221 / 36-89	24-30-0 / 8-22-2	336 / 67	63-557 / 58-156	68 / 76	1 / 2
NC State	45-24	16 / 20	6 / 5	10 / 10	0 / 5	37-170 / 30-84	15-24-0 / 22-48-3	286 / 260	61-456 / 78-344	45 / 93	1 / 3
Central Mich.	41-17	23 / 14	13 / 6	10 / 5	0 / 3	37-236 / 34-131	17-28-0 / 10-20-0	342 / 137	65-578 / 54-268	29 / 24	0 / 0
Ohio St.	14-17	22 / 19	10 / 2	11 / 14	1 / 3	39-176 / 27-126	17-25-0 / 21-38-0	175 / 240	64-351 / 65-366	0 / 40	0 / 0
Totals	198-64	114 / 77	52 / 29	59 / 34	3 / 14	178-994 / 175-556	93-132-0 / 64-135-5	1392 / 747	310-2386 / 310-1303	194 / 245	2 / 5

Opponents	3rd Down Conversion	4th Down Conversion	Time of Possession	TOP Margin	Avg Yds/Rush	Avg Yds/Pass	Avg Yds/Play	Punting Number-Avg	Penalties Number-Yards	Sacks
Navy	5-7 / 4-14	1-1 / 3-4	26:46 / 33:14	-06:28	6.0 / 2.6	10.1 / 6.1	7.8 / 3.1	0-0.0 / 4-39.8	1-10.0 / 3-26.0	2 / 0
Tennessee St.	9-11 / 4-14	0-0 / 1-1	30:59 / 29:01	01:58	6.7 / 2.5	11.2 / 3.0	8.8 / 2.7	2-43.0 / 6-40.2	4-36.0 / 5-45.0	1 / 0
NC State	5-14 / 8-19	0-0 / 0-1	32:53 / 27:07	05:46	4.6 / 2.8	11.9 / 5.4	7.5 / 4.4	6-50.7 / 6-40.5	10-82.0 / 8-54.0	1 / 4
Central Mich.	5-12 / 3-13	2-2 / 1-1	30:33 / 29:27	01:06	6.4 / 3.9	12.2 / 6.9	8.9 / 5.0	2-49.0 / 7-50.1	8-72.0 / 2-20.0	2 / 0
Ohio St.	5-10 / 10-17	0-2 / 1-3	34:59 / 25:01	09:58	4.5 / 4.7	7.0 / 6.3	5.5 / 5.6	2-46.0 / 3-38.3	4-50.0 / 5-35.0	1 / 0
Totals	29-54 / 29-77	3-5 / 6-10	156:10 / 143:50	12:20	5.6 / 3.2	10.5 / 5.5	7.7 / 4.2	12-48.3 / 26-42.7	27-250.0 / 23-180.0	7 / 4

Note: Game totals are displayed in the format TEAM/OPPONENT for each category