



**NOTRE DAME
FIGHTING IRISH**
No. 10/11
2-0



**NC STATE
WOLFPACK**
1-0



Sean McDonough
Greg McElroy
Molly McGrath

**Notre Dame
Football
Radio
Network**

Paul Burmeister
Ryan Harris ('07)

IRISH ITEMS - BY THE NUMBERS

| | |
|------------|---|
| 0 | Notre Dame has started the season 2-0 without allowing a touchdown to Navy or Tennessee State. It marks the first time the program has not given up a touchdown in the season's first two games since 1975 (Boston College 17-3, Purdue 17-0). |
| 2 | Notre Dame and UCLA are the only two teams in the country with two different running backs notching touchdown receptions. The Irish are the only team in the country with two different running backs with touchdown receptions over 40 yards (Jadarion Price 40 yards, Gi'Bran Payne 41 yards both vs. Tennessee State). |
| 3rd | Is Gi'Bran Payne turning into a third-down specialist? After two games, the sophomore running back leads the team with four third down conversions. See page 16 for a full break down of Irish performances on 3rd and 4th down. |
| 4 | In Marcus Freeman's debut season in 2022, Notre Dame defeated four Associated Press ranked teams: No. 5 Clemson, No. 16 BYU, No. 16 Syracuse and No. 20 South Carolina, which matched Terry Brennan (1954) for the most ranked wins in a coaching debut season at Notre Dame and was most in one single season for the program since 2018. |
| 7 | Sam Hartman has thrown just seven incomplete passes over two games (33-40) and is responsible for seven touchdowns (6 passing, 1 rushing). |
| 10 | Howard Cross III joins Jack Kiser and Marist Liufau as Notre Dame's leading tacklers with 10 each through two games. |
| 28 | Notre Dame hopes to extend its regular-season winning streak against Atlantic Coast Conference teams to 29 this weekend. The Irish have not lost a regular-season game to an ACC school since a 41-8 loss at Miami in 2017. See page 10 for more. |
| 31 | Notre Dame has seen 31 different student-athletes make their college football debuts through two games this season - that group includes 13 true freshman that have seen their first action. |
| 36 | With two passing touchdowns and his first rushing score in an Irish uniform, Sam Hartman extended his FBS-leading streak of games being responsible for at least one touchdown to 36 contests. |
| 83 | Irish quarterback Sam Hartman has thrown 83 touchdown passes since 2021 - the most of any Power 5 quarterback. |
| 92 | Notre Dame has outscored its first two opponents in 2023 by 92 points. That is the biggest point differential in the first two games of the season since 1932 when Notre Dame defeated Haskell 73-0 and Drake 62-0 (135 points). |
| 100 | When an Irish running back reaches the 100-yard plateau, that typically coincides with a Notre Dame victory. Since 2021, the Irish are 17-2 (.895) when at least one ND player reaches 100 rushing yards. |
| 110 | The Irish defense has held its first two opponents to just 110 passing yards (43 vs. Navy, 67 vs. Tennessee State) which is the first time since 2016 the Irish have back-to-back games giving up less than 70 yards passing. |

2023 SCHEDULE

| Date | ND Rank | Opp Rank | Opponent | Location | TV | Time ET |
|-------|---------|----------|------------------|-----------------------|---------|---------|
| 8-26 | 13/13 | | vs. Navy | Aviva Stadium | W | 42-3 |
| 9-2 | 13/13 | | Tennessee St. | Notre Dame Stadium | W | 56-3 |
| 9-9 | 10/11 | | at NC State | Carter-Finley Stadium | ABC | 12:00 |
| 9-16 | | | Central Michigan | Notre Dame Stadium | Peacock | 2:30 |
| 9-23 | | 5/4 | Ohio State | Notre Dame Stadium | NBC | 7:30 |
| 9-30 | | 21/24 | at Duke | Wallace Wade Stadium | TBA | TBA |
| 10-7 | | | at Louisville | L&N FCU Stadium | TBA | TBA |
| 10-14 | | 6/6 | Southern Cal | Notre Dame Stadium | NBC | 7:30 |
| 10-28 | | | Pittsburgh | Notre Dame Stadium | NBC | 3:30 |
| 11-4 | | 25/21 | at Clemson | Memorial Stadium | ABC | TBA |
| 11-18 | | | Wake Forest | Notre Dame Stadium | NBC | 3:30 |
| 11-25 | | | at Stanford | Stanford Stadium | TBA | TBA |

NOTRE DAME - NC STATE SERIES HISTORY

- Notre Dame and NC State will be meeting for just the fourth time on Saturday afternoon. The Wolfpack lead the all-time series 2-1.
- The Irish will be making their second trip to Raleigh this weekend. In 2016, Notre Dame and NC State played a water-logged game as Hurricane Matthew worked its way through North Carolina. The Wolfpack earned a 10-3 victory in a game that included a 30-minute weather delay at the start of the second half.
- Sullivan Absher (Belmont), Sam Hartman (Charlotte), Bryce McFerson (Indian Trail), Sam Pendleton (Lawsonville) and Davis Sherwood (Greensboro) will all be returning to their home state of North Carolina for this weekend's game.
- See page 9 for a look at Notre Dame's last meeting against NC State and a full series breakdown.

NOTRE DAME - NC STATE STATISTICAL COMPARISON

| Statistic | Notre Dame | NC State |
|-------------------------|------------|----------|
| First Downs | 53 | 23 |
| Rushing Yards | 412 | 209 |
| Rushing Attempts | 65 | 46 |
| Average Per rush | 6.3 | 4.5 |
| Average Rush Yards/Game | 206.0 | 209.0 |
| Rushing TDs | 5 | 3 |
| Passing Yards/Game | 294.5 | 155.0 |
| Comp-Att-Int | 44-55-0 | 17-26-0 |
| Average Per Pass | 10.7 | 6.0 |
| Average Per Catch | 13.4 | 9.1 |
| Average Per Game | 294.5 | 133.0 |
| Passing TDs | 8 | 0 |
| Total Offense/Game | 500.5 | 364.0 |
| Average Per Play | 8.3 | 5.1 |
| Kick Returns | 3-49 | 3-87 |
| Punt Returns | 4-38 | 0-0 |
| Penalties | 5-46 | 1-5 |
| Punts-Avg. | 2-43.0 | 3-45.3 |
| TOP | 28:53 | 34:00 |
| 3rd Down | 14-18 | 8-15 |
| 4th Down | 1-1 | 0-1 |

NOTRE DAME OFFENSE

| Pos. | No. | Name | Ht. | Wt. | Class | Elig.* |
|------|-----|---------------------|-------|-----|-------|--------|
| WR | 83 | Jayden Thomas | 6-1½ | 221 | Jr. | So. |
| | 0 | Deion Colzie | 6-4¼ | 210 | Jr. | Jr. |
| WR | 4 | Chris Tyree | 5-9½ | 192 | Sr. | Sr. |
| | 19 | Jaden Greathouse | 6-1 | 204 | Fr. | Fr. |
| LT | 76 | Joe Alt | 6-8 | 322 | Jr. | Jr. |
| | 79 | Tosh Baker | 6-8 | 317 | Sr. | Jr. |
| LG | 78 | Pat Coogan | 6-5½ | 303 | Jr. | So. |
| | 74 | Billy Schrauth | 6-4½ | 311 | So. | Fr. |
| C | 52 | Zeke Correll | 6-3 | 306 | Gr. | Sr. |
| | 70 | Ashton Craig | 6-4¼ | 307 | So. | Fr. |
| RG | 50 | Rocco Spindler | 6-4⅝ | 314 | Jr. | So. |
| | 73 | Andrew Kristofic | 6-5¼ | 305 | Gr. | Sr. |
| RT | 54 | Blake Fisher | 6-6 | 315 | Jr. | So. |
| | 59 | Aamil Wagner | 6-6 | 288 | So. | Fr. |
| TE | 88 | Mitchell Evans | 6-5⅝ | 251 | Jr. | Jr. |
| | 13 | Holden Staes | 6-4¼ | 242 | So. | So. |
| | 38 | Davis Sherwood | 6-3 | 238 | Jr. | Jr. |
| WR | 5 | Tobias Merriweather | 6-4 | 204 | So. | So. |
| | 17 | Rico Flores Jr. | 6-0⅝ | 205 | Fr. | Fr. |
| QB | 10 | Sam Hartman | 6-1⅝ | 212 | Gr. | *Sr. |
| | 18 | Steve Angeli | 6-2¾ | 211 | So. | Fr. |
| RB | 7 | Audric Estimé | 5-11½ | 227 | Jr. | Jr. |
| | 3 | Gi'Bran Payne | 5-9⅝ | 208 | So. | Fr. |
| or | 24 | Jadarian Price | 5-10¾ | 206 | So. | Fr. |
| or | 22 | Devyn Ford | 5-11 | 200 | Gr. | Sr. |
| or | 12 | Jeremiyah Love | 5-11⅝ | 197 | Fr. | Fr. |

NOTRE DAME SPECIAL TEAMS

| Pos. | No. | Name | Ht. | Wt. | Class | Elig.* |
|------|-----|-----------------|------|-----|-------|--------|
| KO | 32 | Spencer Shrader | 6-1¾ | 200 | Gr. | Sr. |
| | 92 | Zac Yoakam | 5-8 | 188 | So. | So. |
| PK | 32 | Spencer Shrader | 6-1¾ | 200 | Gr. | Sr. |
| | 92 | Zac Yoakam | 5-8 | 188 | So. | So. |
| P | 14 | Bryce McFerson | 6-1½ | 197 | So. | Fr. |
| | 43 | Ben Krimm | 6-1⅝ | 204 | Gr. | Sr. |
| LS | 65 | Michael Vinson | 6-2 | 242 | Gr. | *Sr. |
| | 51 | Rino Monteforte | 5-7 | 195 | So. | So. |

TWO-DEEP TIDBITS - OFFENSE

Jayden Thomas, the leading returning receiver from 2022, has proved that role accurate in '23. Thomas leads the team with 8 catches for 125 yards, which includes three third-down catches.

Deion Colzie continued his penchant for key third down conversions against Navy and also turned a short pass to the outside into a 25-yard touchdown reception.

Chris Tyree has shifted to wide receiver after three years as a running back with the Irish. He caught three passes for 36 yards against Navy and a 24-yard touchdown vs. TSU.

True freshman **Jaden Greathouse** nabbed a 35-yard touchdown pass on his first career touch against Navy. He followed up with a 20-yard scoring catch later in the game.

Joe Alt, the son of former NFL All-Pro John Alt, is one of four team captains for the Irish this season, has been selected as a consensus preseason All-American and is on the Outland, Lombardi and Walter Camp Award watch lists. See page 7 for more on Alt.

Pat Coogan made his first career start in just his second game played against Navy. He has helped the Irish average 206.0 rushing yards per game.

Zeke Correll has played guard and center during his career and now enters the season as one of the top snappers in the nation. He will make his 24th-career start on the Irish offensive line at NC State and is on the Rimington Award watch list.

Rocco Spindler joined Coogan to make his first career start at guard for the Irish against Navy and helped pave the way for 221 rushing yards against Tennessee State.

Blake Fisher combines with Joe Alt to give the Irish offensive line two of the top tackles in the nation. See page 7 for more on Alt and Fisher.

Mitchell Evans caught a career-high four passes for 61 yards against TSU. Evans also plays a key role in some of Notre Dame's short yardage packages by taking direct snaps. He rushed for five first downs and a touchdown from under center last season.

Holden Staes capped Notre Dame's scoring drive before halftime against TSU with a leaping four-yard touchdown catch for his first career scoring reception.

Rico Flores Jr. has shown a penchant for getting open in the preseason and posted the first reception of the game against Tennessee State, finishing the game with two catches for 31 yards.

Sam Hartman is 1-2 against NC State in his career and 0-2 in Carter-Finley Stadium. Against the Wolfpack Hartman is 72-131 passing for 923 yards (308/game) with six touchdowns and six interceptions.

Audric Estimé rushed for 95 yards in the opener against Navy, then followed up with his fourth career 100-yard rushing performance against TSU with 13 carries for 116 yards and one touchdown.

Gi'Bran Payne has converted four third-down attempts in 16 touches.

Jadarian Price has scored two touchdowns this season on eight touches (six carries, two receptions). His first career carry against Navy was a 19-yard touchdown. His second career catch was a 40-yard touchdown reception.

Jeremiyah Love is averaging 9.6 yards per rush and owns a 36-yard rushing touchdown (vs. TSU).

Spencer Shrader decided to play his final year at Notre Dame, claimed the starting kicker duties and has not looked back. A former professional soccer player, Shrader has rushed twice in his career (once for a 22-yard touchdown), caught a pass for seven yards, made two tackles on kick offs, punted once for 36 yards and has converted 28 career field goals.

Bryce McFerson has a booming leg and was slated to be the Irish kickoff specialist last season as a true freshman, before an injury kept him off the field. His first career punt for Notre Dame against Tennessee State ended up as a 54-yard boot.

Michael Vinson is in his sixth year at Notre Dame and is one of the top long snappers in the nation. He has developed into a clear leader not only for the Irish special teams, but the entire roster.



NOTRE DAME DEFENSE

| Pos. | No. | Name | Ht. | Wt. | Class | Elig.* |
|------|-----|------------------------|--------|-----|-------|--------|
| VYP | 12 | Jordan Botelho | 6-2 ½ | 264 | Sr. | Sr. |
| | 44 | Junior Tuihalamaka | 6-1 ⅞ | 254 | So. | So. |
| | 40 | Joshua Burnham | 6-3 ½ | 248 | So. | Fr. |
| DT | 99 | Rylie Mills | 6-5 ⅞ | 306 | Sr. | Sr. |
| | 47 | Jason Onye | 6-5 | 294 | Jr. | So. |
| | 41 | Donovan Hinish | 6-1 ⅞ | 280 | So. | Fr. |
| DT | 56 | Howard Cross III | 6-0 ⅞ | 288 | Gr. | Sr. |
| | 92 | Aidan Keanaaina | 6-3 | 309 | Sr. | Jr. |
| or | 41 | Donovan Hinish | 6-1 ⅞ | 280 | So. | Fr. |
| DE | 1 | Javontae Jean-Baptiste | 6-4 ½ | 260 | Gr. | *Sr. |
| or | 31 | Nana Osafo-Mensah | 6-3 ⅞ | 264 | Gr. | Sr. |
| | 40 | Joshua Burnham | 6-3 ½ | 248 | So. | Fr. |
| WILL | 8 | Marist Liufau | 6-2 ¼ | 239 | Gr. | Sr. |
| | 23 | Jaiden Ausberry | 6-0 ⅞ | 224 | Fr. | Fr. |
| MIKE | 27 | JD Bertrand | 6-1 | 233 | Gr. | Sr. |
| | 34 | Drayk Bowen | 6-2 | 234 | Fr. | Fr. |
| ROV | 24 | Jack Kiser | 6-1 ⅞ | 232 | Gr. | Sr. |
| | 3 | Jaylen Sneed | 6-2 | 223 | So. | Fr. |
| CB | 5 | Cam Hart | 6-2 ½ | 207 | Gr. | Sr. |
| | 7 | Jaden Mickey | 5-11 ½ | 181 | So. | So. |
| LS | 2 | DJ Brown | 6-1 ¼ | 202 | Gr. | Sr. |
| or | 4 | Antonio Carter II | 5-11 ¾ | 207 | Gr. | Sr. |
| or | 13 | Thomas Harper | 5-10 ⅞ | 195 | Gr. | *Sr. |
| RS | 0 | Xavier Watts | 5-11 ¾ | 204 | Sr. | Jr. |
| or | 11 | Ramon Henderson | 6-1 | 196 | Sr. | Sr. |
| CB | 20 | Benjamin Morrison | 6-0 ¼ | 185 | So. | So. |
| | 29 | Christian Gray | 5-11 ¾ | 189 | Fr. | Fr. |
| or | 6 | Clarence Lewis | 5-11 ½ | 202 | Sr. | Sr. |

NOTRE DAME SPECIAL TEAMS

| Pos. | No. | Name | Ht. | Wt. | Class | Elig.* |
|------|-----|----------------|--------|-----|-------|--------|
| HLD | 16 | Dylan Devezin | 6-1 ⅞ | 222 | So. | So. |
| | 14 | Bryce McFerson | 6-1 ½ | 197 | So. | Fr. |
| PR | 4 | Chris Tyree | 5-9 ½ | 192 | Sr. | Sr. |
| | 7 | Jaden Mickey | 5-11 ½ | 181 | So. | So. |
| KR | 24 | Jadarion Price | 5-10 ¾ | 206 | So. | Fr. |
| | 12 | Jeremiah Love | 5-11 ⅞ | 197 | Fr. | Fr. |

* - Super Senior

Note: Class years are academic enrollment; Eligibility is in regards to on the field.

TWO-DEEP TIDBITS - DEFENSE

Jordan Botelho has been active through two games from his defensive end position with five tackles, one sack and a quarterback hurry.

Joshua Burnham leads the team in tackles-for-loss with two, while also posting a sack and two quarterback hurries.

Rylie Mills is No. 10 on The Athletic's Freak List for his work in the weight room and has been disruptive on the defensive line so far in 2023. Mills' timely sack against Navy in the fourth quarter pushed the Midshipmen back from the four-yard line that eventually led to a field goal.

Jason Onye is coming off an early-career-best game with five tackles against Tennessee State. He also blocked his first career field goal, preventing TSU points after the Irish fumbled a kick return and gifted the Tigers the ball at the ND 12-yard line.

Howard Cross III joins Jack Kiser and Marist Liufau as the team leaders with 10 tackles each, with Cross III playing on the interior of Notre Dame's defensive line.

Javontae Jean-Baptiste single handedly ended a Navy drive with back-to-back tackles at the line in the second quarter. He followed up his ND debut against the Midshipmen with three tackles and a quarterback hurry against TSU.

Nana Osafo-Mensah is a leader in the defensive line group and a steady force against the run.

Marist Liufau enters his second full season as a starter in 2023 and has been all over the field through the first two games of the year. He is tied for the team lead with 10 tackles.

JD Bertrand is the defacto leader of the Irish defense, and is one of the most prolific tackling linebackers of the last 20 years. See page 7 for more on Bertrand.

Jack Kiser does a little bit of everything for the Irish defense, and can appear on the line or even as a spot safety if necessary. He led the team with eight tackles against Navy.

Cam Hart was voted a captain by his teammates this season, and looks poised for a highly productive final season with the Irish. Among the most veteran defenders on the team (37 games played) Hart has 73 career tackles, 14 PBUs and two interceptions.

DJ Brown returned for a fifth year and is the 'quarterback' of the back seven for Notre Dame's defense. A solid and sure tackler, Brown has 109 career stops and three interceptions in his career.

Xavier Watts has grown from a rookie wide receiver into one of Notre Dame's starting safeties. He has appeared in 28 games and has 60 career tackles to his credit.

Benjamin Morrison was a Freshman All-American last season, and is focused on taking his game to an even higher level in 2023. See page 7 for more on Morrison.

The Irish defense is filled with talented younger players eager to make their mark with increased playing time in 2023. **Jaylen Sneed** loves to pressure the quarterback and get downhill on running situations. **Christian Gray**, a true freshman, has earned the trust of position coach Mike Mickens to be listed as a back up to Benjamin Morrison.

While those talented younger players are ready for their moment, there are three key veterans in the back seven of the defense who will play key roles. **Clarence Lewis** has played in 39 games at Notre Dame and scored his first career touchdown on a 33-yard interception return against Tennessee State. **Thomas Harper**, a transfer from Oklahoma State, made his first start in an Irish uniform against TSU. **Antonio Carter II** jumps up a level from Rhode Island and will provide the Irish safeties depth and contribute across the Irish special teams.

Dylan Devezin, a sophomore walk-on quarterback, has seized the team's holder role and has earned Spencer Shrader's - and special teams coordinator Marty Biagi's - trust.

ALPHABETICAL ROSTER/PRONUNCIATIONS

| No. | Name | Pronunciation |
|-----|------------------------|--------------------------------|
| 75 | Sullivan Absher | |
| 76 | Joe Alt | |
| 18 | Steve Angeli | Ann-JELL-ee |
| 33 | Sam Assaf | Aye-saff |
| 96 | Cole Aubrey | |
| 19 | Marty Auer | like hour |
| 23 | Jaiden Ausberry | |
| 79 | Tosh Baker | |
| 15 | Ryan Barnes | |
| 84 | Kevin Bauman | Bauw-man |
| 16 | Micah Bell | Mike-ah |
| 27 | JD Bertrand | |
| 12 | Jordan Botelho | Bo-TELL-ho |
| 34 | Drayk Bowen | Drake BOE-enn |
| 2 | DJ Brown | |
| 40 | Joshua Burnham | |
| 68 | Michael Carmody | Car-MAH-dee |
| 4 | Antonio Carter II | |
| 77 | Ty Chan | |
| 0 | Deion Colzie | |
| 78 | Pat Coogan | |
| 37 | Henry Cook | |
| 52 | Zeke Correll | CORE-ell |
| 70 | Ashton Craig | |
| 56 | Howard Cross III | |
| 16 | Dylan Devezin | DEV-eh-zen |
| 48 | Marcello Diomede | Mar-chell-oh Dee-oh-med-ee |
| 26 | Chase Dixon | |
| 31 | Bryan Dowd | |
| 26 | Isaiah Dunn | |
| 28 | Griffin Eifert | Eye-fert |
| 7 | Audric Estimé | Aw-drick Ess-tim-MAY |
| 88 | Mitchell Evans | |
| 80 | Jordan Faison | Fai-zonn |
| 54 | Blake Fisher | |
| 23 | Justin Fisher | |
| 87 | Cooper Flanagan | |
| 17 | Rico Flores Jr. | Ree-coh Floor-rez |
| 22 | Devyn Ford | Dev-in |
| 95 | Tyson Ford | |
| 42 | Henry Garrity | Gare (like stare)-itty |
| 91 | Aiden Gobaira | Ay-den Go-BYE-ruh |
| 29 | Christian Gray | |
| 19 | Jaden Greathouse | |
| 13 | Thomas Harper | |
| 5 | Cam Hart | |
| 10 | Sam Hartman | |
| 11 | Ramon Henderson | RAH-moan |
| 41 | Donovan Hinish | HIGH-nish |
| 98 | Devan Houston | Dev-in Houston (like the city) |
| 56 | Charles Jagusah | Jaw-goo-saw |
| 14 | Braylon James | |
| 1 | Javontae Jean-Baptiste | Ja-von-tay Szawn Bap-teest |
| 92 | Aidan Keanaaiana | Key-aw-nah-eye-nah |
| 27 | Chase Ketterer | Ket-err-err |
| 24 | Jack Kiser | KYE-zerr |
| 43 | Ben Krimm | |
| 73 | Andrew Kristofic | Kris-TAH-fick |
| 57 | Andrew Kros | Cross |

NUMERICAL ROSTER

| No. | Name | Pos. | Ht. | Wt. | Cl. | Elg. | Hometown/High School |
|-----|------------------------|------|--------|-----|-----|------|--|
| 0 | Deion Colzie | WR | 6-4 ¼ | 210 | Jr. | Jr. | McDonough, GA/Athens Academy |
| 0 | Xavier Watts | S | 5-11 ¾ | 204 | Sr. | Jr. | Omaha, NE/Harry A. Burke |
| 1 | Javontae Jean-Baptiste | DL | 6-4 ½ | 260 | Gr. | *Sr. | Spring Valley, NY/Bergen Catholic/Ohio State |
| 2 | DJ Brown | S | 6-1 ¼ | 202 | Gr. | *Sr. | Annapolis, MD/St. John's College |
| 3 | Gi'Bran Payne | RB | 5-9 ½ | 208 | So. | Fr. | Cincinnati, OH/LaSalle |
| 3 | Jaylen Sneed | LB | 6-2 | 223 | So. | Fr. | Hilton Head Island, SC/Hilton Head |
| 4 | Antonio Carter II | S | 5-11 ¾ | 207 | Gr. | Sr. | Orlando, FL/Oak Ridge/Rhode Island |
| 4 | Chris Tyree | WR | 5-9 ½ | 192 | Sr. | Sr. | Chester, VA/Thomas Dale |
| 5 | Cam Hart (C) | CB | 6-2 ½ | 207 | Gr. | Sr. | Baltimore, MD/Good Counsel |
| 5 | Tobias Merriweather | WR | 6-4 | 204 | So. | So. | West Camas, WA/Union |
| 6 | Clarence Lewis | CB | 5-11 ½ | 202 | Sr. | Sr. | Edison, NJ/Mater Dei |
| 7 | Audric Estime | RB | 5-11 ½ | 227 | Jr. | Jr. | Nyack, NY/St. Joseph Regional |
| 7 | Jaden Mickey | CB | 5-11 ½ | 181 | So. | So. | Eastvale, CA/Centennial |
| 8 | Marist Liufau | LB | 6-2 ¼ | 239 | Gr. | Sr. | Kalihi, HI/Punahou |
| 8 | Kenny Minchey | QB | 6-1 ½ | 219 | Fr. | Fr. | Hendersonville, TN/John Paul Pope II |
| 9 | Eli Raridon | TE | 6-6 ¾ | 250 | So. | So. | Des Moines, IA/Valley |
| 10 | Sam Hartman (C) | QB | 6-1 ½ | 212 | Gr. | *Sr. | Charlotte, NC/Oceanside Collegiate/Wake Forest |
| 11 | Ramon Henderson | S | 6-1 | 196 | Sr. | Sr. | Bakersfield, CA/Liberty |
| 11 | KK Smith | WR | 5-11 | 168 | Fr. | Fr. | Frisco, TX/Reedy |
| 12 | Jordan Botelho | LB | 6-2 ½ | 264 | Sr. | Sr. | Honolulu, HI/Saint Louis |
| 12 | Jeremiah Love | RB | 5-11 ¾ | 197 | Fr. | Fr. | St. Louis, MO/Christian Brothers |
| 13 | Thomas Harper | S | 5-10 ½ | 195 | Gr. | *Sr. | Knoxville, TN/Karns/Oklahoma State |
| 13 | Holden Staes | TE | 6-4 ¼ | 242 | So. | So. | Atlanta, GA/The Westminster School |
| 14 | Braylon James | WR | 6-2 ½ | 202 | Fr. | Fr. | Austin, Texas/Stony Point |
| 14 | Bryce McFerson | P | 6-1 ½ | 197 | So. | Fr. | Indian Trail, NC/Metrolina Christian Academy |
| 15 | Ryan Barnes | CB | 6-1 ¾ | 186 | Jr. | So. | Gaithersburg, MD/Quince Orchard |
| 16 | Micah Bell | CB | 5-9 ½ | 173 | Fr. | Fr. | Houston, TX/The Kinkaid School |
| 16 | Dylan Devezin | QB | 6-1 ½ | 222 | So. | So. | New Orleans, LA/St. Augustine |
| 17 | Rico Flores Jr. | WR | 6-0 ½ | 205 | Fr. | Fr. | North Highlands, CA/Folsom |
| 17 | Brenan Vernon | DL | 6-4 ¾ | 259 | Fr. | Fr. | Mentor, OH/Mentor |
| 18 | Steve Angeli | QB | 6-2 ¾ | 211 | So. | Fr. | Westfield, NJ/Bergen Catholic |
| 18 | Chance Tucker | CB | 5-11 ¾ | 184 | Jr. | So. | Encino, CA/Crespi Carmelite |
| 19 | Marty Auer | S | 5-11 ½ | 200 | Jr. | Jr. | Glenview, IL/Loyola Academy |
| 19 | Jaden Greathouse | WR | 6-1 | 204 | Fr. | Fr. | Austin, Texas/Westlake |
| 20 | Benjamin Morrison | CB | 6-0 ¼ | 185 | So. | So. | Phoenix, AZ/Brophy Prep |
| 21 | Adon Shuler | S | 5-11 ½ | 208 | Fr. | Fr. | Irvington, NJ/Irvington |
| 22 | Devyn Ford | RB | 5-11 | 200 | Gr. | Sr. | Stafford, VA/North Stafford/Penn State |
| 22 | Ben Minich | S | 5-11 ¾ | 193 | Fr. | Fr. | West Chester, OH/Lakota West |
| 23 | Jaiden Ausberry | LB | 6-0 ½ | 224 | Fr. | Fr. | Baton Rouge, LA/University Laboratory School |
| 23 | Justin Fisher | TE | 6-1 ¾ | 237 | So. | So. | Mishawaka, IN/Mishawaka |
| 24 | Jack Kiser | LB | 6-1 ½ | 232 | Gr. | Sr. | Royal Center, IN/Pioneer |
| 24 | Jadarian Price | RB | 5-10 ¾ | 206 | So. | Fr. | Denison, TX/Denison |
| 25 | Preston Zinter | LB | 6-2 | 232 | Fr. | Fr. | North Andover, MA/Central Catholic |
| 26 | Chase Dixon | WR | 5-11 ¾ | 183 | Sr. | Sr. | Rockford, IL/Boylan Central Catholic |
| 26 | Isaiah Dunn | CB | 5-11 | 179 | So. | So. | Santa Fe Springs, CA/St. Paul |
| 27 | JD Bertrand (C) | LB | 6-1 | 233 | Gr. | Sr. | Alpharetta, GA/Blessed Trinity |
| 27 | Chase Ketterer | RB | 5-11 ¾ | 208 | Sr. | Sr. | New Carlisle, IN/New Prairie |
| 28 | Griffin Eifert | WR | 6-0 ½ | 209 | Sr. | Sr. | Fort Wayne, IN/Bishop Dwenger |
| 28 | Luke Talich | DB | 6-3 ½ | 198 | Fr. | Fr. | Cody, WY/Cody |
| 29 | Christian Gray | CB | 5-11 ¾ | 189 | Fr. | Fr. | St. Louis, MO/De Smet Jesuit |
| 29 | Matt Salerno | WR | 6-0 ½ | 199 | Gr. | *Sr. | Valencia, CA/Crespi Carmelite |
| 30 | Skip Velotta | RB | 5-8 ¾ | 209 | Gr. | Sr. | Cleveland, OH/St. Ignatius |
| 31 | Nana Osafo-Mensah | DL | 6-3 ½ | 264 | Gr. | Sr. | Fort Worth, TX/Nolan Catholic |
| 31 | Bryan Dowd | P | 6-3 | 175 | Sr. | Sr. | Willow Springs, IL/Fenwick |
| 32 | Chris Salerno | K | 5-10 ½ | 203 | Jr. | Jr. | Valencia, CA/Crespi Carmelite |
| 32 | Spencer Shrader | K | 6-1 ¾ | 200 | Gr. | Sr. | Lithia, FL/Newsome/USF |
| 33 | Sam Assaf | RB | 6-1 | 200 | Gr. | Sr. | Atlanta, GA/Pace Academy |
| 33 | Tre Reader | LB | 6-0 ¾ | 214 | So. | So. | Tampa, FL/Berkeley Prep |
| 34 | Drayk Bowen | LB | 6-2 | 234 | Fr. | Fr. | St. John, IN/Andean HS |

ALPHABETICAL ROSTER/PRONUNCIATIONS

| No. | Name | Pronunciation |
|-----|---------------------|--------------------------------------|
| 6 | Clarence Lewis | |
| 8 | Marist Liufau | Lee-UH-fauw |
| 12 | Jeremiah Love | |
| 14 | Bryce McFerson | Mc-fuhr-son |
| 5 | Tobias Merriweather | |
| 7 | Jaden Mickey | |
| 99 | Rylie Mills | |
| 8 | Kenny Minchey | Minn-shee |
| 22 | Ben Minich | Minn-ick |
| 51 | Rino Monteforte | Reno (like the city) Montah-fort-tay |
| 20 | Benjamin Morrison | |
| 93 | Armel Mukam | Moo-cam |
| 53 | Quinn Murphy | |
| 47 | Jason Onye | Own-yay |
| 45 | Kobi Onyike | Own-you-kay |
| 31 | Nana Osafo-Mensah | Nah-nah Os-SAH-fo-men-sah |
| 64 | Joe Otting | Ott (like otter)-ing |
| 3 | Gi'Bran Payne | Gih-bron (like LeBron) |
| 72 | Sam Pendleton | |
| 81 | Jack Polian | Pole-lian |
| 24 | Jadarian Price | Jah-DAR (like dart)-ee-an |
| 9 | Eli Raridon | RARE-i-don |
| 33 | Tre Reader | Reed-err |
| 58 | Grant Ristoff | Wrist-off |
| 97 | Gabriel Rubio | |
| 46 | Jerry Rullo | Rule-oh |
| 32 | Chris Salerno | |
| 29 | Matt Salerno | |
| 35 | Hakim Sanfo | Hah-keem |
| 36 | Eddie Scheidler | SHIDE-ler |
| 82 | Leo Scheidler | SHIDE-ler |
| 74 | Billy Schrauth | sh-ROUTH |
| 89 | Charlie Selna | |
| 38 | Davis Sherwood | |
| 32 | Spencer Shrader | Sh-RAID-err |
| 21 | Adon Shuler | Uh-donn |
| 11 | KK Smith | |
| 3 | Jaylen Sneed | |
| 50 | Rocco Spindler | |
| 13 | Holden Staes | Stays |
| 28 | Luke Talich | Taal (like tally)-ich |
| 55 | Chris Terek | |
| 83 | Jayden Thomas | |
| 51 | Boubacar Traore | Boob-ah-car Tray-or-ree |
| 18 | Chance Tucker | |
| 44 | Junior Tuihalamaka | Tooye-ah-la-maka |
| 4 | Chris Tyree | |
| 30 | Skip Velotta | like lotta |
| 17 | Brenan Vernon | |
| 65 | Michael Vinson | |
| 59 | Aamil Wagner | Ah-meal |
| 0 | Xavier Watts | |
| 86 | Alex Whitman | |
| 71 | Brennan Wicks | |
| 39 | Andrew Yanoshak | |
| 92 | Zac Yoakam | Yo-cam |
| 42 | Nolan Ziegler | Zeeg-luhr |
| 25 | Preston Zinter | |

NUMERICAL ROSTER

| No. | Name | Pos. | Ht. | Wt. | Cl. | Elg. | Hometown/High School |
|-----|--------------------|------|----------|-----|-----|------|--|
| 35 | Hakim Sanfo | TE | 6-4 5/8 | 235 | Sr. | Sr. | Alexandria, VA/Mount Vernon |
| 36 | Eddie Scheidler | S | 5-10 1/8 | 190 | Gr. | Sr. | Lake Forest, IL/Lake Forest |
| 37 | Henry Cook | WR | 5-9 5/8 | 184 | Sr. | Sr. | Shaker Heights, OH/St. Ignatius |
| 38 | Davis Sherwood | TE | 6-3 | 238 | Jr. | Jr. | Hightstown, NJ/Good Counsel |
| 39 | Andrew Yanoshak | TE | 6-1 7/8 | 231 | Jr. | Jr. | Bedford, PA/Bishop Guilfoyle |
| 40 | Joshua Burnham | DL | 6-3 1/2 | 248 | So. | Fr. | Traverse City, MI/Traverse City Central |
| 41 | Donovan Hinich | DL | 6-1 5/8 | 280 | So. | Fr. | Pittsburgh, PA/Central Catholic |
| 42 | Nolan Ziegler | LB | 6-3 | 234 | So. | Fr. | Caledonia, MI/Catholic Central |
| 42 | Henry Garrity | TE | 6-3 1/8 | 229 | Fr. | Fr. | Bloomfield Hills, MI/Brother Rice |
| 43 | Ben Krimm | P | 6-1 1/8 | 204 | Gr. | Sr. | Columbus, OH/Upper Arlington/Penn |
| 44 | Junior Tuihalamaka | DL | 6-1 7/8 | 254 | So. | So. | Granada Hills, CA/Bishop Alemany |
| 45 | Kobi Onyike | DL | 6-4 | 285 | So. | So. | Richmond, VA/Benedictine College Prep |
| 46 | Jerry Rullo | LB | 6-0 7/8 | 214 | So. | So. | Havertown, PA/Penn Charter |
| 47 | Jason Onye | DL | 6-5 | 294 | Jr. | So. | North Providence, RI/Bishop Hendricken |
| 48 | Marcello Diomede | K | 6-0 3/8 | 185 | Jr. | Fr. | Glen Ellyn, IL/Glenbard West |
| 50 | Rocco Spindler | OL | 6-4 5/8 | 314 | Jr. | So. | Clarkston, MI/Clarkston |
| 51 | Rino Monteforte | LS | 5-7 | 195 | So. | So. | Uniondale, NY/Kellenberg Memorial |
| 51 | Boubacar Traore | DL | 6-4 | 237 | Fr. | Fr. | Boston, MA/Catholic Memorial |
| 52 | Zeke Correll | OL | 6-3 | 306 | Gr. | Sr. | Cincinnati, OH/Anderson |
| 53 | Quinn Murphy | OL | 6-5 1/4 | 312 | Gr. | Sr. | Duxbury, MA/Duxbury |
| 54 | Blake Fisher | OL | 6-6 | 315 | Jr. | So. | Avon, IN/Avon |
| 55 | Chris Terek | OL | 6-5 1/8 | 316 | Fr. | Fr. | Glen Ellyn, IL/Glenbard West |
| 56 | Howard Cross III | DL | 6-0 7/8 | 288 | Gr. | Sr. | Paramus, NJ/St. Joseph Regional |
| 56 | Charles Jagusah | OL | 6-7 1/4 | 330 | Fr. | Fr. | Rock Island, IL/Alleman |
| 57 | Andrew Kros | LS | 6-3 1/8 | 229 | Fr. | Fr. | Louisville, KY/St. Xavier |
| 58 | Grant Ristoff | DL | 6-2 7/8 | 271 | Fr. | Fr. | Ladera Ranch, CA/JSerra Catholic/Penn |
| 59 | Aamil Wagner | OL | 6-6 | 288 | So. | Fr. | Yellow Springs, OH/Wayne |
| 64 | Joe Otting | OL | 6-3 1/8 | 289 | Fr. | Fr. | Topeka, KS/Hayden |
| 65 | Michael Vinson | LS | 6-2 | 242 | Gr. | *Sr. | Winnetka, IL/New Trier |
| 68 | Michael Carmody | OL | 6-5 1/2 | 291 | Sr. | Jr. | Mars, PA/Mars Area |
| 70 | Ashton Craig | OL | 6-4 1/4 | 307 | So. | Fr. | Lawrenceburg, IN/Lawrenceburg |
| 71 | Brennan Wicks | OL | 6-5 | 261 | Sr. | Sr. | Forestville, MD/Bishop McNamara |
| 72 | Sam Pendleton | OL | 6-4 1/8 | 314 | Fr. | Fr. | Lawsonville, NC/Reagan |
| 73 | Andrew Kristofic | OL | 6-5 1/4 | 305 | Gr. | Sr. | Gibsonia, PA/Pine-Richland |
| 74 | Billy Schrauth | OL | 6-4 1/2 | 311 | So. | Fr. | Campbellsport, WI/St. Mary's Springs |
| 75 | Sullivan Absher | OL | 6-6 5/8 | 326 | Fr. | Fr. | Belmont, NC/South Point |
| 76 | Joe Alt (C) | OL | 6-8 | 322 | Jr. | Jr. | North Oaks, MN/Totino-Grace |
| 77 | Ty Chan | OL | 6-5 | 308 | So. | Fr. | Lowell, MA/Lawrence Academy |
| 78 | Pat Coogan | OL | 6-5 1/8 | 303 | Jr. | So. | Palos Heights, IL/Marist |
| 79 | Tosh Baker | OL | 6-8 | 317 | Sr. | Jr. | Scottsdale, AZ/Pinnacle |
| 80 | Jordan Faison | WR | 5-10 1/8 | 182 | Jr. | Fr. | Fort Lauderdale, FL/Pine Crest |
| 81 | Jack Polian | WR | 6-0 1/8 | 185 | Jr. | Jr. | Ponte Vedra, FL/Ponte Vedra |
| 82 | Leo Scheidler | WR | 6-0 | 188 | So. | So. | Lake Forest, IL/Lake Forest |
| 83 | Jayden Thomas | WR | 6-1 1/2 | 221 | Jr. | So. | Paulding County, GA/Pace Academy |
| 84 | Kevin Bauman | TE | 6-4 1/2 | 256 | Sr. | Jr. | Red Bank, NJ/Red Bank Catholic |
| 86 | Alex Whitman | WR | 6-2 | 189 | Fr. | Fr. | Highstown, NJ/The Peddie School |
| 87 | Cooper Flanagan | TE | 6-5 7/8 | 262 | Fr. | Fr. | Pleasant Hill, CA/De La Salle |
| 88 | Mitchell Evans | TE | 6-5 1/8 | 251 | Jr. | Jr. | Wadsworth, OH/Wadsworth |
| 89 | Charlie Selna | TE | 6-6 1/8 | 248 | Sr. | Sr. | Atherton, CA/Sacred Heart Prep |
| 91 | Aiden Gobaira | DL | 6-5 | 256 | So. | Fr. | Fairfax, VA/Chantilly |
| 92 | Aidan Keanaaina | DL | 6-3 | 309 | Sr. | Jr. | Brighton, CO/J.K. Mullen |
| 92 | Zac Yoakam | K | 5-8 | 188 | So. | So. | Upper Arlington, OH/Upper Arlington |
| 93 | Armel Mukam | DL | 6-3 | 280 | Fr. | Fr. | La Prairie, Quebec, Canada/Woodberry Forest School |
| 95 | Tyson Ford | DL | 6-3 7/8 | 274 | So. | Fr. | St. Louis, MO/John Burroughs |
| 96 | Cole Aubrey | DL | 6-0 5/8 | 230 | Gr. | Sr. | Laguna Niguel, CA/St. John Bosco/Princeton |
| 97 | Gabriel Rubio | DL | 6-5 1/4 | 306 | Jr. | So. | St. Louis, MO/Lutheran of St. Charles County |
| 98 | Devan Houston | DL | 6-4 | 292 | Fr. | Fr. | Mississauga, Ontario, Canada/St. James School |
| 99 | Rylie Mills | DL | 6-5 1/8 | 306 | Sr. | Sr. | Lake Bluff, IL/Lake Forest |

SAM HARTMAN

- Leads all active FBS quarterbacks in career touchdowns (116) and passing yardage (13,412).
- Is just the 12th FBS quarterback to throw for over 13,000 yards with 110 touchdown passes in a career.
- Holds Wake Forest records for career completions, attempts, total touchdowns and total yards.
- Owns an ACC-record 21 career 300-yard passing performances.
- Has a 36-game streak of games in which he is responsible for at least one touchdown, a streak which leads all active FBS players.
- Second behind Oregon's Bo Nix (48) in active career quarterback starts with 47.
- The 2022 Brian Piccolo Award Winner, which is given annually to the "most courageous" football player in the ACC. Hartman earned the award by making his way back to the field after being diagnosed with Paget-Schroetter syndrome (effort thrombosis). Hartman missed much of the month of August in 2022 and the '22 Wake Forest season-opener.
- Announced his decision to graduate transfer to Notre Dame for his final season of eligibility on January 5, 2023.
- Joined Jack Coan (2021 vs. Florida State) and Ron Powlus (1994 vs. Northwestern) as the only two Irish quarterback to throw four touchdowns in their debuts with the program.

HARTMAN ON ACTIVE FBS CAREER CHARTS

TOUCHDOWN PASSES

| | Player | Team | TD Passes |
|---|--------------------|-------------------|------------|
| 1 | Sam Hartman | Notre Dame | 116 |
| 2 | Dillon Gabriel | Oklahoma | 97 |
| 3 | Layne Hatcher | Ball State | 84 |
| | Will Rogers | Mississippi State | 84 |
| 5 | Grayson McCall | Coastal Carolina | 79 |

PASSING YARDS

| | Player | Team | Passing Yards |
|---|--------------------|-------------------|---------------|
| 1 | Sam Hartman | Notre Dame | 13,412 |
| 2 | Dillon Gabriel | Oklahoma | 11,508 |
| 3 | Bo Nix | Oregon | 11,131 |
| 4 | Will Rogers | Mississippi State | 10,916 |
| 5 | Kedon Slovis | BYU | 10,118 |

PASSING YARDS/GAME

| | Player | Team | Passing Yards/Game |
|---|--------------------|-------------------|--------------------|
| 1 | Will Rogers | Mississippi State | 303.2 |
| 2 | Dillon Gabriel | Oklahoma | 295.1 |
| 3 | Seth Henigan | Memphis | 289.1 |
| 4 | Michael Penix Jr. | Washington | 273.2 |
| 5 | Sam Hartman | Notre Dame | 268.2 |

CAREER NCAA RANKINGS

Hartman has thrown for 116 touchdowns in his career, including 38 scoring throws in 2022 and 39 in 2021. The NCAA record for career touchdown passes is 155 by Case Keenum from 2007-11.

NCAA CAREER TOUCHDOWN LEADERS

| | Player | Team | Years | GP | Pass TDs |
|----|--------------------|-------------------------------|--------------------|-----------|------------|
| 1 | Case Keenum | Houston | 2007-11 | 57 | 155 |
| 2 | Kellen Moore | Boise State | 2008-11 | 53 | 142 |
| 3 | Graham Harrell | Texas Tech | 2005-08 | 45 | 134 |
| 4 | Colt Brennan | Hawaii | 2005-07 | 38 | 131 |
| | Rakeem Cato | Marshall | 2011-14 | 53 | 131 |
| 6 | Baker Mayfield | Texas Tech/Oklahoma | 2013, 2015-17 | 48 | 131 |
| 7 | Landry Jones | Oklahoma | 2009-12 | 52 | 123 |
| 8 | Ty Detmer | BYU | 1988-91 | 46 | 121 |
| 9 | Aaron Murray | Georgia | 2010-13 | 52 | 121 |
| 10 | Luke Falk | Washington State | 2013-17 | 43 | 119 |
| 11 | Timmy Chang | Hawaii | 2000-04 | 53 | 117 |
| 12 | Sam Hartman | Wake Forest/Notre Dame | 2018-active | 50 | 116 |
| | Matt Barkley | Southern Cal | 2009-12 | 47 | 116 |
| 13 | Tim Rattay | Louisiana Tech | 1997-99 | 33 | 115 |
| 14 | Danny Wuerffel | Florida | 1993-96 | 46 | 114 |
| 15 | Derek Carr | Fresno State | 2009-13 | 46 | 113 |

NCAA CAREER PASSING YARDAGE LEADERS

| | Player | Team | Years | GP | Pass Yds |
|----|--------------------|-------------------------------|--------------------|-----------|---------------|
| 1 | Case Keenum | Houston | 2007-11 | 57 | 19,217 |
| 2 | Timmy Chang | Hawaii | 2000-04 | 53 | 17,072 |
| 3 | Landry Jones | Oklahoma | 2009-12 | 52 | 16,646 |
| 4 | Graham Harrell | Texas Tech | 2005-08 | 45 | 15,793 |
| 5 | Ty Detmer | BYU | 1988-91 | 46 | 15,031 |
| 6 | Kellen Moore | Boise State | 2008-11 | 53 | 14,667 |
| 7 | Baker Mayfield | Texas Tech/Oklahoma | 2013, 2015-17 | 48 | 14,607 |
| 8 | Luke Falk | Washington State | 2013-17 | 43 | 14,486 |
| 9 | Colt Brennan | Hawaii | 2005-07 | 38 | 14,193 |
| 10 | Rakeem Cato | Marshall | 2011-14 | 53 | 14,079 |
| 11 | Mason Rudolph | Oklahoma State | 2014-17 | 47 | 13,618 |
| 12 | Sean Mannion | Oregon State | 2011-14 | 47 | 13,600 |
| 13 | Brett Rypien | Boise State | 2015-18 | 50 | 13,581 |
| 14 | Philip Rivers | NC State | 2000-03 | 49 | 13,484 |
| 15 | Corey Robinson | Troy | 2010-13 | 48 | 13,477 |
| 16 | Sam Hartman | Wake Forest/Notre Dame | 2018-active | 50 | 13,412 |
| 17 | Colt McCoy | Texas | 2006-09 | 53 | 13,253 |
| 18 | Aaron Murray | Georgia | 2010-13 | 52 | 13,166 |

AUDRIC ESTIMÉ

- Junior Audric Estimé led the 2022 Irish rushing attack with 920 yards, averaging 5.9 yards-per-carry and logging 11 rushing touchdowns.
- Estimé has led the Irish in rushing this season as well, earning 95 yards against Navy and his fourth career 100-yard rushing game against Tennessee State with 116 yards (which also included a career-best 50-yard run).
- With four 100-yard performances in his career, Estimé also has games with 95 (twice) and 97 total rushing yards.

BENJAMIN MORRISON

- Sophomore Benjamin Morrison led the Irish with six interceptions in 2022, earning consensus Freshman All-America honors.
- He was named the Walter Camp Player of the Week after his dominating performance against No. 5 Clemson, setting up Notre Dame's third touchdown with his first career interception, then picking off another pass and returning it 96 yards for a touchdown. He also contributed a career-best seven tackles and a PBU against the Tigers.
- His six interceptions in 2022 were the most for an Irish player since Manti Te'o picked off seven passes on his way to finishing second in the 2021 Heisman Trophy balloting. It also is the most for an Irish cornerback since Cole Luke intercepted four passes in 2014.
- The six interceptions were the third-most for any FBS defensive player in 2022 and tied for the most of any Power 5 defensive back.
- Shares the Notre Dame single-game record for interceptions in a game with 15 other players, picking off three Boston College passes during the 2022 home finale. He ended the Eagles first drive with an interception, then took away a BC scoring chance with an interception in the end zone later in the first quarter. Finally, in the midst of a snow storm in the second half, Morrison earned his third interception tracking down an overthrown screen pass.

JD BERTRAND

- JD Bertrand piled up 183 tackles in 2021 and 2022 (including 101 in '21) which is among the best two-year stretch for an Irish linebacker since 2000-

NOTRE DAME LINEBACKERS SINCE 2000, TWO-YEAR TACKLE TOTALS

| | | | |
|----|--------------------|----------------|------------|
| 1. | Manti Te'o | 2010-11 | 261 |
| 2. | Manti Te'o | 2011-12 | 241 |
| 3. | Tevon Coney | 2017-18 | 239 |
| 4. | Jaylon Smith | 2014-15 | 226 |
| 5. | Courtney Watson | 2002-03 | 207 |
| 6. | Nyles Morgan | 2016-17 | 186 |
| 7. | JD Bertrand | 2021-22 | 183 |
| | Maurice Crum | 2006-07 | 183 |
| 9. | Mike Goolsby | 2002, 04 | 172 |

- Bertrand was a selection for the 2022 Allstate AFCA Good Works team and his passionately involved in Uplifting Athletes and serves as the Notre Dame chapter president for the organization. Dedicated to service from a very young age, Bertrand started volunteering with his family at Must Ministries when he was just three years old.
- Bertrand has eight tackles through two games in 2023.

JADEN GREATHOUSE

True freshman wide receiver Jaden Greathouse was the first freshman wideout to catch two touchdown passes in his first career game against Navy on Aug. 26. He also became just the fifth Irish wide receiver to catch two touchdown passes in a season-opener since 1996.

Michael Floyd did it twice, nabbing three scores in the '09 opener against Nevada then starting the 2011 season with two scoring receptions against USF. Davaris Daniels caught two touchdowns in the 2013 opener against Temple, Will Fuller caught two against Texas in 2015 and Equanemious St. Brown followed up in 2016 with two against the Longhorns.

TEAM CAPTAINS

Notre Dame announced the selection of four captains for the 2023 season – junior offensive tackle **Joe Alt**, senior linebacker **JD Bertrand**, senior cornerback **Cam Hart** and graduate student quarterback **Sam Hartman**.

Bertrand becomes the 27th two-time captain in program history. Hartman has now earned captaincy status from his fellow teammates in the last four seasons - 2020, 2021 and 2022 at Wake Forest and now in 2023 at Notre Dame.

BOOKEND OFFENSIVE TACKLES – ALT AND FISHER

Junior **Joe Alt** and sophomore **Blake Fisher** combined to provide the Irish offensive line possibly the finest offensive tackle tandem in college football. Interestingly enough, the duo at one point were competing for the same position - left tackle.

At the end of the 2020 season, Liam Eichenberg - a consensus All-American - was selected 42nd overall in the NFL Draft. The Irish offensive line had a massive role to fill entering the 2021 season and true freshman Blake Fisher ended up earning the start in a big game at Florida State for the '21 opener.

Fisher started the game, played well but suffered a knee injury. Joe Alt, who played some tight end for the Irish early in the '21 season in short yardage situations, eventually earned the left tackle spot and started the final eight games of the season.

Fisher would recover from his knee injury in time to return to the Irish lineup in the final game of the '21 season - a Fiesta Bowl matchup with Oklahoma State. But this time, with Alt established at left tackle, Fisher lined up at right tackle and the dominating duo was born.

The two combined to help the Irish average 4.6 yards per carry in 2022, rack up over 2,400 rushing yards (which was the sixth-best total for the program since 1996) and finish with 25 total rushing touchdowns.

The college football world has noticed the skills. Alt and Fisher are on the Outland Trophy Watch List, while Alt also found himself on the Walter Camp Award and Lombardi Award watch lists.

So far, the duo has helped pave the way for 206.0 yards per game rushing through two games and have yet to give up a quarterback sack (Navy and TSU combined for just two quarterback hurries).

COACHING STAFF CHANGES

Notre Dame welcomes back a former staff member (who was an analyst in his previous time with the program) in addition to two brand new faces to the Irish coaching staff. Marty Biagi assumes the special teams coordinator role after serving as a special teams analyst with the Irish in 2016. He replaces Brian Mason who moved to the Indianapolis Colts in the NFL.

Gino Guidugli, the Bob and Leslie Mohr Family Quarterbacks Coach and Pass Game Coordinator takes the quarterback room reins from Tommy Rees, who is now the offensive coordinator at Alabama.

Joe Rudolph has also joined the Irish staff at the Joe Moore Offensive Line Coach. He steps in for Harry Hiestand, who retired after the 2022 season.

While not a new face, Gerard Parker - in his second year at Notre Dame - continues his work with the tight ends and will also serve as the John and Bobbie Arlotta Family Offensive Coordinator.

Along with those staff changes, selected members of the returning Irish coaching staff assumed new titles. Deland McCullough added Run Game Coordinator and Mike Mickens is the Defensive Pass Game Coordinator.

TRANSFERS READY TO MAKE AN IMPACT

Notre Dame welcomes six transfers into the program this season that are all expected to have an immediate impact on the field.

- **Antonio Carter II** adds to the Notre Dame safety group after starting all 11 games at Rhode Island last season and finishing with 60 tackles and 10 pass break ups.
- **Devyn Ford** brings experience to a talented running back corps and is expected to be a big contributor for the Irish special teams. Ford played in 27 games at Penn State, logging 133 carries and six rushing touchdowns.
- **Thomas Harper** is another addition to the Irish back seven on defense. Harper saw action in 42 career games and boasts 93 tackles, eight pass break ups and two interceptions in his time at Oklahoma State.
- **Sam Hartman**, the Wake Forest record holder for career completions, passing attempts and total touchdowns joined the Irish quarterback group.
- **Javontae Jean-Baptiste** is another experienced defensive player (47 games played at Ohio State) and injects a veteran athletic presence on an Irish defensive line that saw all-time sack leader Isaiah Foskey parlay a three-year career on the defensive line into a second round NFL draft selection.
- **Spencer Shrader** chose Notre Dame for his final year of eligibility and finds himself on the preseason Lou Groza Award Watch List. One of the top kickoff specialists in the country, Shrader has kicked 28 field goals during his career and has kicked off 209 times in college football without one kick sailing out of bounds.
- Other newcomers via the transfer route include punter **Ben Krimm** and defensive lineman **Grant Ristoff** - both from Penn - and **Cole Aubrey** from Princeton.

YEAR TWO OF A GOLDEN DEFENSE

Notre Dame will enter the season with the same defensive coordinator for the second consecutive year, something that has not occurred since the 2020 season.

Clark Lea left after the 2020 season to be the head coach at Vanderbilt. He was replaced by Marcus Freeman who was promoted to head coach at the conclusion of the '21 regular season.

In 2023, Al Golden will enter his second year as the head of the Irish defense and hopes to get that second-year-in-the-system bounce.

Golden's first Irish defense was a solid 21st overall in total defense in '22, bolstered by a rush defense that held Notre Dame's opponents under 200 total rushing yards per game for the first time since 2019.

Lea held the defensive coordinator spot for three seasons, in his second (2019) the Irish moved from 30th overall in defense to 18th. The rush defense surged from 44th to third.

The Irish defense has started the season in fine form thus far, holding Navy and Tennessee State without a touchdown - the first time the program has achieved that since 1975.

EXPERIENCE CHART

In 2022 the Notre Dame roster would finish the season with seven players logging over 50 games played in their career, including defensive back Houston Griffith, who ended his career as the all-time games played leader at Notre Dame with 62.

The Irish roster this season is led by DJ Brown's 49 games played and has been injected with three transfer veterans that boast over 45 career games played:

| Player | Games Played | Starts |
|------------------------|--------------|--------|
| Sam Hartman | 50 | 47 |
| DJ Brown | 49 | 13 |
| Javontae Jean-Baptiste | 49 | 8 |
| Spencer Shrader | 46 | n/a |
| Jack Kiser | 42 | 16 |
| Michael Vinson | 42 | n/a |
| Thomas Harper | 44 | 9 |
| JD Bertrand | 40 | 25 |

IRISH WILL PLAY 500TH GAME IN NOTRE DAME STADIUM IN 2023

Since the first season of competition in Notre Dame Stadium in 1930, Notre Dame is 373-117-5 (.759) in the facility and will play the 500th game in 'The House That Rockne Built' against Wake Forest on November 18th.

Here are the other 'milestone' games in Notre Dame Stadium -

- Game 100: No. 2 Notre Dame 21, No. 4 Texas 0 - Sept. 25, 1954 - the first game of the Terry Brennan era at Notre Dame.
- Game 200: No. 5 Notre Dame 48, Air Force 15 - Nov. 22, 1973 - this game is memorable as it was the last non-sellout of Notre Dame Stadium before the program's sell out streak ended at 243 games on Nov. 16, 2019. The Irish and Falcons met on Thanksgiving Weekend in front of 57,236 fans (the capacity of Notre Dame Stadium in 1973 was 59,075).
- Game 300: No. 13 Tennessee 35, No. 5 Notre Dame 34 - Nov. 19, 1991 - the only game on this list that Notre Dame fans would like to forget. The Volunteers rallied from a 31-7 deficit and partially blocked Notre Dame's potential game-winning field goal as time expired.
- Game 400: Notre Dame 21, San Diego State 13 - the first game of the 2008 season.

NOTRE DAME VS. NC STATE - THE LAST TIME

| | | |
|---|--|---|
|  | GAME 8 October 28, 2017 Notre Dame Stadium |  |
|---|--|---|

| | |
|-----------------------|-----------|
| [9] NOTRE DAME | 35 |
| [14] NC STATE | 14 |

SOUTH BEND, IN - The Notre Dame rushing attack totaled 318 yards against the nation's sixth-ranked rushing defense, busting NC State's average coming into the game (91.3) by nearly 230 yards. At the head of the Irish charge was Josh Adams, who bolstered his Heisman credentials with a 202-yard, one-touchdown performance..

SCORE BY QUARTERS

| | 1 | 2 | 3 | 4 | FINAL |
|------------|---|----|----|---|-------|
| NC State | 7 | 7 | 0 | 0 | 14 |
| Notre Dame | 7 | 14 | 14 | 0 | 35 |

SCORING SUMMARY

| | | | |
|-----|-------|-----|--|
| 1st | 10:05 | NCS | Pratt 0 yd blocked punt return (Wise kick) |
| | 9:36 | ND | Smythe 25 yd pass from Wimbush (Yoon kick) |
| 2nd | 14:48 | NCS | Harmon 15 yd pass from Finley (Wise kick) |
| | 9:37 | ND | Wimbush 3 yd run (Yoon kick) |
| | 5:30 | ND | Stepherson 11 yd pass from Wimbush (Yoon kick) |
| 3rd | 12:05 | ND | Love 69 yd interception return (Yoon kick) |
| | 4:11 | ND | Adams 77 yd run (Yoon kick) |

TEAM STATISTICS

| | NC STATE | NOTRE DAME |
|---------------------------|----------|------------|
| FIRST DOWNS | 14 | 25 |
| RUSHES-YARDS (NET) | 24-50 | 54-318 |
| PASSING YARDS (NET) | 213 | 104 |
| Passes Comp-Att-Int | 17-37-1 | 10-19-0 |
| TOTAL OFFENSE PLAYS-YARDS | 61-263 | 73-422 |
| Punt Returns-Yards-TD | 2-22-1 | 3-11 |
| Kickoff Returns-Yards | 5-118 | 3-73 |
| Punts (Number-Avg) | 8-44.5 | 7-24.2 |
| Fumbles-Lost | 0-0 | 0-0 |
| Penalties-Yards | 12-89 | 4-29 |
| Possession Time | 25:43 | 34:17 |
| Third-Down Conversions | 5-16 | 9-16 |

Rushing:

NC State- Gallaspy 11-47, Samuels 8-18, Hines 2-6, Finley 3- -21

Notre Dame - Adams 27-202-1, McIntosh 11-63, Williams 8-33, Wimbush 1 - -1

Passing:

NC State- Finley 17-37-1-231-1

Notre Dame - Wimbush 10-19-0-104-2

Receiving:

NC State- Harmon 7-97-1, Meyers 3-31, Gallaspy 3-8, Louis 2-56, Samuels 2-21

Notre Dame - Smythe 3-52-1, Stepherson 2-24-1, Claypool 2-17, St. Brown 2-13, Adams 1- -2

SERIES HISTORY VS. NC STATE - THE LAST TIME

1-2-0

H: 1-0-0; A: 0-1-0; N: 0-1-0

| Site | Year | Ranking | W/L | ND | NC St |
|---|------|---------|-----|----|-------|
| 2003 Gator Bowl, AllTel Stadium, Jacksonville, FL | 2002 | 11-17 | L | 6 | 28 |
| Away | 2016 | | L | 3 | 10 |
| Home | 2017 | 9-14 | W | 35 | 14 |

NOTRE DAME'S RECORD...

| Category | Since 1996 | 2023 |
|---------------------------------------|------------|------|
| in Notre Dame Stadium | 125-46 | 1-0 |
| on opponent home field | 65-54 | 0-0 |
| on a neutral field | 33-16 | 1-0 |
| against AP Top 25 | 46-62 | 0-0 |
| against unranked opponents | 177-54 | 2-0 |
| against AAC teams | 12-2 | 1-0 |
| against ACC teams | 56-18 | 0-0 |
| against Big Ten teams | 34-32 | 0-0 |
| against Mountain West teams | 12-2 | 0-0 |
| against Pac-12 teams | 38-29 | 0-0 |
| against MAC teams | 6-0 | 0-0 |
| against OVC teams | 1-0 | 1-0 |
| 500 yards or more of total offense | 52-9 | 1-0 |
| 400 yards or more of total offense | 134-35 | 2-0 |
| 300 yards or more of total offense | 202-75 | 2-0 |
| rushes for 200 or more yards | 107-10 | 1-0 |
| throws for 300 or more yards | 44-26 | 1-0 |
| has 25 or more first downs | 66-16 | 2-0 |
| has 10 or more rushing first downs | 125-23 | 2-0 |
| has 10 or more passing first downs | 112-65 | 2-0 |
| has 10 or more third down conversions | 18-4 | 0-0 |
| commits zero turnovers | 75-10 | 1-0 |
| commits one or less turnovers | 152-33 | 2-0 |
| commits two or less turnovers | 187-67 | 2-0 |
| has 30 or more minutes of possession | 141-42 | 1-0 |
| records 3 or more sacks | 100-25 | 0-0 |
| records 4 or more sacks | 69-9 | 0-0 |
| intercepts a pass | 162-54 | 1-0 |
| intercepts 2 or more passes | 67-17 | 1-0 |

NOTRE DAME - ACC SCHEDULING AGREEMENT HISTORY

| Year | Opponent | Site | W/L | Score |
|-------|----------------|-----------------|-----|-------------|
| 2014 | Syracuse | MetLife Stadium | W | 31-15 |
| 2014 | North Carolina | H | W | 50-43 |
| 2014 | Florida State | A | L | 27-31 |
| 2014 | Louisville | H | L | 28-31 |
| 2015 | Virginia | A | W | 34-27 |
| 2015 | Georgia Tech | H | W | 30-22 |
| 2015 | Clemson | A | L | 22-24 |
| 2015 | Pittsburgh | A | W | 42-30 |
| 2015 | Wake Forest | H | W | 28-7 |
| 2015 | Boston College | Fenway Park | W | 16-13 |
| 2016 | Duke | H | L | 35-38 |
| 2016 | Syracuse | MetLife Stadium | W | 50-33 |
| 2016 | NC State | A | L | 3-10 |
| 2016 | Miami | H | W | 30-27 |
| 2016 | Virginia Tech | H | L | 31-34 |
| 2017 | Boston College | A | W | 49-20 |
| 2017 | North Carolina | A | W | 33-10 |
| 2017 | NC State | H | W | 35-14 |
| 2017 | Wake Forest | H | W | 48-37 |
| 2017 | Miami | A | L | 8-41 |
| 2018 | Wake Forest | A | W | 56-27 |
| 2018 | Virginia Tech | A | W | 45-23 |
| 2018 | Pittsburgh | H | W | 19-14 |
| 2018 | Florida State | H | W | 42-13 |
| 2018 | Syracuse | Yankee Stadium | W | 36-3 |
| 2019 | Louisville | A | W | 35-17 |
| 2019 | Virginia | H | W | 35-20 |
| 2019 | Virginia Tech | H | W | 21-20 |
| 2019 | Duke | A | W | 38-7 |
| 2019 | Boston College | H | W | 40-7 |
| 2020~ | Duke | H | W | 27-13 |
| 2020~ | Florida State | H | W | 42-26 |
| 2020~ | Louisville | H | W | 12-7 |
| 2020~ | Pittsburgh | A | W | 45-3 |
| 2020~ | Georgia Tech | A | W | 31-13 |
| 2020~ | Clemson | H | W | 47-40 (20T) |
| 2020~ | Boston College | A | W | 45-31 |
| 2020~ | North Carolina | A | W | 31-17 |
| 2020~ | Syracuse | H | W | 45-21 |
| 2021 | Florida State | A | W | 41-38 (OT) |
| 2021 | Virginia Tech | A | W | 32-29 |
| 2021 | North Carolina | H | W | 44-34 |
| 2021 | Virginia | A | W | 28-3 |
| 2021 | Georgia Tech | H | W | 55-0 |
| 2022 | North Carolina | A | W | 45-32 |
| 2022 | Syracuse | A | W | 41-24 |
| 2022 | Clemson | H | W | 35-14 |
| 2022 | Boston College | H | W | 44-0 |
| 2023 | NC State | A | | |
| 2023 | Duke | A | | |
| 2023 | Louisville | A | | |
| 2023 | Clemson | A | | |
| 2023 | Pittsburgh | H | | |

~ - Notre Dame was a one-year member of the ACC in 2020 due to COVID-19 scheduling challenges.

NOTRE DAME - ACC SCHEDULING AGREEMENT NOTES

- In a partnership that began in 2014, the University of Notre Dame and the Atlantic Coast Conference agreed to schedule the Irish to play, on average, five ACC opponents each season. Originally scheduled through the 2025 season, the games have now been scheduled through the 2037 campaign.
- Notre Dame is 40-7 (.851) against ACC opponents since the scheduling agreement began during the 2014 season.
- The Irish completed their fifth-straight undefeated regular season against the ACC in 2022 (4-0). They have won 28-straight games against the ACC in the regular season dating back to 2017.
- In 2020, the Irish went 9-0 in ACC play, with wins over Duke, Florida State, Louisville, Pitt, Georgia Tech, Clemson, Boston College, North Carolina and Syracuse.
- In 2019, the Irish went undefeated against the ACC, beating Louisville, Virginia, Virginia Tech, Duke and Boston College as part of the scheduling agreement.
- The Irish improved to 32-1 in regular-season games against Atlantic Coast Conference opponents over the last five seasons (2017-22) after the shut out win over Boston College.
- Notre Dame has won 13-straight ACC road games and 16-consecutive ACC home games.
- There have been seasons when the Irish face just four ACC opponents but will eventually even out the agreement by facing six ACC teams in another year (this occurred in 2014, 2015, 2021 and 2022).
- The 2023 Notre Dame ACC schedule marks the first time since the agreement began in 2014 that the Irish will play four of the five ACC games on the road.

NOTRE DAME VS. ACC

| ND vs. | Won | Lost | Tied |
|----------------------|------------|-----------|----------|
| Boston College | 18 | 9 | 0 |
| Clemson | 3 | 4 | 0 |
| Duke | 5 | 2 | 0 |
| Florida State | 5 | 6 | 0 |
| Georgia Tech | 30 | 6 | 1 |
| Louisville | 2 | 1 | 0 |
| Miami (Fla.) | 18 | 8 | 1 |
| North Carolina | 21 | 2 | 0 |
| North Carolina State | 1 | 2 | 0 |
| Pittsburgh | 50 | 21 | 1 |
| Syracuse | 8 | 3 | 0 |
| Virginia | 4 | 0 | 0 |
| Virginia Tech | 2 | 1 | 0 |
| Wake Forest | 5 | 0 | 0 |
| TOTALS | 172 | 65 | 3 |

HONORS AND AWARDS

| | | | |
|-------------------------|--|--------------------|--|
| Alt, Joe | 2023 Team Captain | | Thorpe Award Watch List |
| | Walter Camp Award Watch List | | Nagurski Trophy Watch List |
| | Outland Trophy Watch List | | Associated Press Preseason All-American - Second Team |
| | Lombardi Award Watch List | | <i>The Sporting News</i> Preseason All-American - Second Team |
| | Associated Press Preseason All-American - First Team | | Phil Steele Preseason All-American - Second Team |
| | <i>The Sporting News</i> Preseason All-American - First Team | | CBS Sport Preseason All-American - Second Team |
| | Phil Steele Preseason All-American - First Team | | <i>The Athletic</i> Preseason All-American - Second Team |
| | ESPN Preseason All-American - First Team | | <i>Sports Illustrated</i> Preseason All-American - Second Team |
| | CBS Sports Preseason All-American - First Team | | Athlon Sports Preseason All-American - Third Team |
| | <i>The Athletic</i> Preseason All-American - First Team | Onye, Jason | Notre Dame Special Teams Player of the Game - Tenn. St. |
| | <i>Sports Illustrated</i> Preseason All-American - Second Team | Osafo-Mensah, NaNa | Senior Bowl Watch List |
| | Athlon Sports Preseason All-American - First Team | Price, Jadarian | Comeback Player of the Year Watch List |
| Bertrand, JD | 2022, 2023 Team Captain | Raridon, Eli | Comeback Player of the Year Watch List |
| | Butkus Award Watch List | Tyree, Chris | Notre Dame Special Teams Player of the Game - vs. Navy |
| | Nagurski Trophy Watch List | | Hornung Award Watch List |
| | Senior Bowl Watch List | Vinson, Michael | Patrick Mannelly Award Watch List |
| Carter, Antonio II | Senior Bowl Watch List | | Phil Steele Preseason All-American - Second Team |
| Correll, Zeke | Rimington Award Watch List | Shrader, Spencer | Lou Groza Award Watch List |
| Cross III, Howard | Notre Dame Defensive Player of the Game - Tenn. State | | |
| Estimé, Audric | Notre Dame Offensive Player of the Game - Tenn. State | | |
| | Doak Walker Award Watch List | | |
| Freeman, Marcus | Dodd Trophy Coach of the Week - vs. Navy | | |
| Fisher, Blake | Outland Trophy Watch List | | |
| | Athlon Sports Preseason All-American - Fourth Team | | |
| Greathouse, Jaden | 247Sports Preseason True Freshman All-American | | |
| | Shawn Alexander Award (Fresh. of the Year) Watch List | | |
| Harper, Thomas | Senior Bowl Watch List | | |
| Hart, Cam | 2023 Team Captain | | |
| | <i>The Athletic</i> Freaks List - No. 32 | | |
| | Senior Bowl Watch List | | |
| Hartman, Sam | 2023 Team Captain | | |
| | 2023 Aer Lingus CFB Classic Most Valuable Player | | |
| | Senior Bowl Player of the Week - Aug. 28 (Week Zero) | | |
| | Notre Dame Offensive Player of the Game - vs. Navy | | |
| | Walter Camp Award Watch List | | |
| | Maxwell Award Watch List | | |
| | Davey O'Brien Award Watch List | | |
| | Senior Bowl Watch List | | |
| Liufau, Marist | Notre Dame Defensive Player of the Game - vs. Navy | | |
| | Butkus Award Watch List | | |
| | Polynesian Player of the Year Watch List | | |
| | Senior Bowl Watch List | | |
| Jean-Baptiste, Javontae | <i>The Athletic</i> Freaks List - No. 82 | | |
| | Senior Bowl Watch List | | |
| Mills, Rylie | <i>The Athletic</i> Freaks List - No. 10 | | |
| | Senior Bowl Watch List | | |
| Morrison, Benjamin | Bednarik Award Watch List | | |

UNIVERSITY INFORMATION

Location Notre Dame, Indiana
 Founded 1842
 Nickname Fighting Irish
 Colors Blue and Gold
 Enrollment 8,624 (undergraduates), 12,614 (total)
 Stadium Notre Dame Stadium (FieldTurf/77,622)
 President Rev. John I. Jenkins, C.S.C.
 Provost John T. McGreevy
 NCAA Faculty Representative Patricia Bellia
 University VP/James E. Rohr Director of Athletics Jack Swarbrick

FOOTBALL INFORMATION


Offensive Formation Multiple
 Defensive Formation Multiple
 2022 Overall Record 9-4 | Gator Bowl Champion
 Final Ranking #18 AP | #18 Coaches | #21 CFP (pre-bowl)
 Offensive/Defensive Starters From 2022 Returning/Lost 13/9
 Offensive Starters From 2022 Returning/Lost 7/4
 Defensive Starters From 2022 Returning/Lost 6/5
 Special Teams Starters From 2022 Returning/Lost 1/2
 Monogram Winners From 2022 Returning/Lost 50/25
 All-Time Record 961-335-42*
 All-Time Record At Home 518-130-13*
 All-Time Record On The Road 316-162-23
 All-Time Record In Neutral Venues 126-44-6
 First Year of Football 1887
 Years Of Football 2023 is the 135th year of Notre Dame Football

NOTRE DAME FOOTBALL ATHLETIC COMMUNICATIONS



KATY LONERGAN

*Associate Athletics Director
 Strategic and Football Communications*
 klonerg2@nd.edu | 785-764-9941
 game day location - field
 main contact for: Coach Freeman, assistant coaches, student-athlete interviews



ALAN WASIELEWSKI

*Assistant Athletics Director
 Team Communications*
 awasiele@nd.edu | 574-532-4167
 game day location - press box, middle, third seating level
 main contact for: football media operations, credentials, cumulative and career statistics, game notes, photo requests, distribution



CLAIRE KRAMER

Senior Associate Athletics Communications Director
 ckramer@nd.edu | 913-952-6454
 game day location - press box, middle, third seating level
 main contact for: award nominations, weekly and post game press conferences, press box operations, student-athlete interview support



DAN WACKER

Associate Athletics Communications Director
 dwacker@nd.edu | 608-487-3858
 game day location - field
 main contact for: media parking, opponent liaison, student-athlete interview support

WEEKLY MEDIA SCHEDULE

MARCUS FREEMAN AVAILABILITY

- The Dick Corbett Head Football Coach Marcus Freeman conducts a weekly press conference at 12 p.m. ET each Monday of a game week in person in the Notre Dame Stadium Media Room and also available via Zoom.
- The half hour weekly conference previews the upcoming game and is available to watch live on YouTube (search Notre Dame athletics). Coach Freeman also holds a brief Zoom on Thursdays of game weeks at 12 p.m. ET.
- To obtain the link for Monday or Thursday's Zoom, media members should contact Dan Wacker (dwacker@nd.edu).
- For any other Coach Freeman interview requests, media members should contact Katy Lonergan (klonerg2@nd.edu).

STUDENT-ATHLETE INTERVIEWS

- Media members are not permitted to directly contact student-athletes, coaches or support staff to arrange interviews.
- This policy becomes active when any new student-athlete to the roster arrives on campus (for example, in January as an early-enrollees or in June as summer workouts begin). This policy then continues from that point throughout the entirety of their Notre Dame career.
- In-season interviews with selected Notre Dame student-athletes will occur on a weekly basis Tuesday during each game week in person at the Irish Athletics Center.
- Interview requests for student-athletes on a weekly basis or for any other feature ideas (including print media, podcasts and video interviews) must be submitted to Katy Lonergan (klonerg2@nd.edu). The in-season deadline for weekly Tuesday interviews after practice is 12 p.m. ET the Sunday before the proposed interview.
- A player availability schedule will be distributed before each interview session during the season.

GAME NOTES/DISTRIBUTION LIST

- All media members will be provided with access to game notes on Monday of game week at FightingIrish.com/ndfbmedia and they also will be distributed via our email distribution list.
- Contact Alan Wasielewski (awasiele@nd.edu) if you need to be added to the distribution list.

FIGHTINGIRISH.COM/PRESSBOX

- All Notre Dame football information is available at FightingIrish.com/pressbox, which provides access to game notes, student-athlete and coaching staff headshots, updated season statistics, interview session video archives and more.

MORE MEDIA GUIDELINES

- A document with media guidelines for Notre Dame home football games is emailed to each accredited member of the media before each game. Credentialed media are responsible for reading the guidelines and adhering to the policies.
- To request a copy of Notre Dame football's full media guidelines, email Alan Wasielewski at awasiele@nd.edu.



MARCUS FREEMAN

The Dick Corbett Head Football Coach
14th Year Coaching, Third At Notre Dame
Second Year as Head Coach (11-5)

THE FREEMAN FILE

| | |
|-------------|---|
| Hometown | Huber Heights, OH |
| High School | Wayne High School |
| College | Ohio State (2007, B.S.; 2011, M.S.) |
| Wife | Joanna |
| Children | Vinny, Siena, Gino, Nico, Capri and Rocco |

PLAYING EXPERIENCE

| | | |
|---------|----------------|------------|
| 2004-08 | Ohio State | Linebacker |
| 2009 | Chicago Bears | Linebacker |
| | Buffalo Bills | Linebacker |
| | Houston Texans | Linebacker |

BOWLS PLAYED

| | |
|------|--|
| 2005 | Ohio State (Alamo) |
| 2006 | Ohio State (Fiesta) |
| 2007 | Ohio State (BCS National Championship) |
| 2008 | Ohio State (BCS National Championship) |

COACHING CAREER

| | | |
|---------|------------|--|
| 2010 | Ohio State | Graduate Assistant |
| 2011-12 | Kent State | Linebackers |
| 2013-15 | Purdue | Linebackers |
| 2016 | Purdue | Co-Defensive Coordinator/Linebackers |
| 2017-20 | Cincinnati | Defensive Coordinator/Linebackers |
| 2021-22 | Notre Dame | Bob Hinton Defensive Coordinator/Linebackers |
| 2022- | Notre Dame | The Dick Corbett Head Football Coach |

BOWLS COACHED IN

| | | | |
|------|--------------------------|------|-------------------------|
| 2010 | Ohio State (Sugar) | 2019 | Cincinnati (Birmingham) |
| 2012 | Kent State (GoDaddy.com) | 2020 | Cincinnati (Peach) |
| 2018 | Cincinnati (Military) | 2021 | Notre Dame (Fiesta) |
| 2022 | Notre Dame (Gator) | | |

Marcus Freeman, one of the rising young stars in the profession was named the 30th Dick Corbett Head Football Coach at the University of Notre Dame on Dec. 3, 2021. Freeman took over as head coach of the Irish after serving the 2021 season as its defensive coordinator.

Freeman completed his first full season at the helm of the Irish program with a 9-4 mark, with wins over fifth-ranked Clemson, 16th-ranked BYU and 16th-ranked Syracuse; in addition to closing the season with a Gator Bowl win over 19th-ranked South Carolina. He joins Terry Brennan (1954) as just the second Irish head coach to claim four ranked wins in his first season on the Notre Dame sidelines.

His 2023 Notre Dame team was led by consensus All-American Michael Mayer, who finished his junior season as the best tight end in school history. Additionally, consensus All-American defensive lineman Isaiah Foskey became the Notre Dame all-time leader in sacks. Four other Irish earned All-America honors in offensive linemen Joe Alt and Jarrett Patterson, long snapper Michael Vinson, cornerback Benjamin Morrison took home Freshman All-American honors.

Mayer and Foskey were each tabbed in the second round of the 2023 NFL Draft by the Las Vegas Raiders and New Orleans Saints, respectively, while Patterson was drafted in the sixth round by the Houston Texans.

The Irish special teams had a tremendous 2022 season as Notre Dame led the nation with seven blocked kicks, all punts, with Foskey getting his hands on two of them.

In his first season with the Irish in 2021, while serving as the Bob Hinton Defensive Coordinator, Freeman led a transformation on the defensive side of the ball that included a number of Top-20 national rankings. The Irish ranked seventh nationally in defen-

sive touchdowns (4), 10th in turnovers gained (25) and third-down conversion percentage (.321), 12th in total sacks (41.0) and 15th nationally in interceptions (15) and scoring defense (19.7). The 41.0 team sacks tied the program record of 41, also set during the 1996 season.

Under Freeman's guidance, Notre Dame safety Kyle Hamilton was named a consensus All-American in 2021 and went on to be the 14th overall selection in the 2022 NFL Draft.

Freeman oversaw then-sophomore Isaiah Foskey's breakout season as a starter on the defensive line. Foskey tallied 11.0 sacks in 2021, third-most in program history for a single season. The depth of the Irish defense was on full display with Freeman serving as defensive coordinator, as 15 different players recorded a sack and 21 different players had a tackle-for-loss. The 15 interceptions are the most in a single season since 2014, when the Irish had 16. In November, the Irish had three-straight games without allowing a touchdown for the first time since 2012.

Prior to coming to South Bend, Freeman spent the previous four seasons as the defensive coordinator at Cincinnati. During his time with the Bearcats, he was named the 2020 247Sports.com Defensive Coordinator of the Year and 2020 Broyles Award Finalist along with a nominee for the Broyles Award in 2019 and 2018.

In 2020, the Bearcats (9-1) earned a bid to the Peach Bowl as the No. 8-ranked team in the nation and won the American Athletic Conference Championship, the program's first outright league title since 2009.

Cincinnati's defense ranked in the Top-20 nationally in several categories for 2020-21, including being ranked 13th in total defense (324.6 yards per game) and eighth in scoring defense (16.8 points per game) among all FBS teams. In addition, the Bearcats were third in team passing efficiency defense (101.25), 14th in rushing defense (111.1 yards per game), 15th in red zone defense (0.735), 17th in fourth down defense (0.375 rate), 16th in team sacks (3.00 per game) and 10th in turnovers gained (21).

Freeman coached the Bearcats to back-to-back 11-win seasons in 2018 and 2019, the 2019 American Athletic Conference East Division Championship and consecutive bowl-game wins in the 2018 Military Bowl and 2019 TicketSmarter Birmingham Bowl.

The Bearcats finished atop the 2019 AAC ranks in scoring defense for the second-straight season and ranked among the league's top three in rushing and total defense. Cincinnati led the American in 2018 in rushing defense, scoring defense and total defense and ranked among the Top-15 in the NCAA FBS in all three categories.

Joined the Bearcats staff after a four-year stint at Purdue. He coached linebackers all four seasons and served as the Boilermakers co-defensive coordinator in 2015.

Prior to his time at Purdue, Freeman coached linebackers at Kent State from 2011-12, helping develop all-conference selections Luke Batton and C.J. Malaulu.

Freeman started his coaching career as a graduate assistant coach at his alma mater, Ohio State, in 2010 and the Buckeyes went 12-1 with a victory in the Sugar Bowl.

Freeman is just the third Notre Dame head coach to have been selected in the NFL Draft, and is the first since Ara Parseghian was drafted by the Pittsburgh Steelers in 1947. He is the 23rd Notre Dame head coach to have Division I playing experience and the first since Tyrone Willingham.

During his playing career, Freeman was a four-year letterwinner for the Buckeyes from 2004 to 2008. He played under current Wisconsin head coach Luke Fickell and earned second team All-Big Ten honors in 2008 while helping lead Ohio State to four conference titles, three BCS bowls and two trips to the national title game during his career.

He played in the 2009 Senior Bowl and was a fifth-round draft pick of the Chicago Bears, spending time with the Bears, Buffalo Bills and Houston Texans before a medical condition ended his playing career.



AL GOLDEN
Bob Hinton Defensive Coordinator/Linebackers
31st Year Coaching, Second Year At Notre Dame

- Coordinated the 21st-ranked total defense in the nation in 2022, as the Irish finished 15th in the country in sacks per game (2.92).
- A three-year letter winner and two-year starter at tight end at Penn State.
- Prior to his time at Notre Dame, he spent two seasons as the linebackers coach with the Cincinnati Bengals. Has been a head coach at the collegiate level (Temple, 2006-10; Miami FL, 2011-15).



GERAD (Jared) PARKER
John and Bobbie Arlotta Family Offensive
Coordinator/Tight Ends
18th Year Coaching, Second At Notre Dame

- Promoted to offensive coordinator in February of 2023 after serving as the team's tight end coach in '22, helping guide Michael Mayer to a consensus All-America season as the most prolific TE in school history.
- Was the offensive coordinator at West Virginia from 2020-21 and served as Purdue's interim head coach (2016) while on the same staff with current Irish head coach Marcus Freeman.



MARTY BIAGI (Bee-ah-Gee)
Special Teams Coordinator
16th Year Coaching, First At Notre Dame

- A special teams analyst at Notre Dame in 2016, returns to campus as the special teams coordinator after successful stints at North Texas (2017-19), Purdue (2020-21) and Ole Miss (2022).
- A two-time finalist for the FootballScoop.com Special Teams Coordinator of the Year, Biagi boasts nine years of special teams coordinator experience.
- A punter and placekicker at Marshall (2004-08).



GINO (Geeno)
GUIDUGLI (Guh-Doo-Lee)
Bob and Leslie Mohr Family Quarterbacks
Coach/Pass Game Coordinator
13th Year Coaching, First At Notre Dame

- Joins the Irish staff after serving as the offensive coordinator and quarterbacks coach at Cincinnati in 2022, his alma mater where he passed for 70 touchdowns and is a charter member of the Nippert Stadium Hall of Fame.
- Started his coaching career at Central Michigan before shifting to his alma mater where he coached on the same staff with current Irish head coach Marcus Freeman.



DELAND (DEE-Land) MCCULLOUGH (Mc-cull-la)
Running Backs
13th Year Coaching, Second At Notre Dame

- Had an immediate impact on the Irish RB group in 2022, helping three backs rush for over 400 yards and average 4.4 per carry.
- McCullough was a three-time All-MAC selection (1st team in 1992 and 1995, 2nd team in 1994) at Miami (Ohio).
- Won Super Bowl LIV as a member of the Kansas City Chiefs staff.




MIKE MICKENS
Cornerbacks/Defensive Pass Game Coordinator
12th Year Coaching, Fourth At Notre Dame

- Heading into his fourth season coaching the cornerbacks at Notre Dame in 2023 and helped mentor sophomore Benjamin Morrison through a freshman All-America season in '22.
- Starred at the University of Cincinnati where he became the school's career leader in interceptions (14) and interception return yards (296).



CHRIS O'LEARY
Pat and Jana Eilers Defensive Backs Coach/
Safeties
Eighth Year Coaching, Fourth At Notre Dame

- Heading into his fourth season as the Pat and Jana Eilers Defensive Backs Coach/Safeties in 2022, helped the Irish defense finish 21st in total defense and 38th in scoring defense in '22.
- A wide receiver, saw action in 27 games at Indiana State and hauled in 47 receptions for 397 yards, while also completing 2-of-3 passes for 61 yards and one touchdown for the Sycamores.



JOE RUDOLPH
Joe Moore Offensive Line Coach
19th Year Coaching, First At Notre Dame

- A proven developer of top offensive line talent, Rudolph joins the staff after spending the '22 season at Virginia Tech, which followed a successful seven-year run at Wisconsin.
- Rudolph's charges at Wisconsin earned a Rimington Award, nine All-America selections, five first-team All-America honors and nine first-team All-Big Ten accolades.



CHANSI (Chance-ee)
STUCKEY (Stuck-ee)
Wide Receivers
Fourth Year Coaching, First At Notre Dame

- During his college days at Clemson, he was a quarterback in his freshman season before moving to wide receiver. In his three years as a wide out, he amassed 139 receptions, 1,750 yards and seven receiving touchdowns.
- Enters his second season at Notre Dame and his fifth overall as a coach in 2022



AL WASHINGTON
Bob and Leslie Mohr Family Defensive Line
Coach/Defensive Run Game Coordinator
16th Year Coaching, Second At Notre Dame

- In his first season with the Irish in '22, helped develop Consensus All-American Isaiah Foskey, who broke the all-time sacks record at Notre Dame and ended up as a second-round draft pick by the New Orleans Saints.
- Washington was a three-year starter and four-year letterwinner as a defensive tackle for Boston College (2002-05). He finished his career with 74 tackles, six sacks and 15.5 tackles for loss.

GAME DAY LOCATIONS

Press Box: Gerad Parker and Chris O'Leary

Sidelines: Al Golden, Marty Biagi, Gino Guidugli, Deland McCullough, Mike Mickens, Joe Rudolph, Chansi Stuckey, Al Washington

AP TOP 25

| Rk | Team (1st Place Votes) | Rec. | Points | Prev |
|-----------|------------------------|------------|-------------|----------|
| 1 | Georgia (58) | 1-0 | 1569 | 1 |
| 2 | Michigan (2) | 1-0 | 1485 | 2 |
| 3 | Alabama | 1-0 | 1424 | 4 |
| 4 | Florida State (3) | 1-0 | 1384 | 8 |
| 5 | Ohio State | 1-0 | 1308 | 3 |
| 6 | Southern Cal | 2-0 | 1255 | 6 |
| 7 | Penn State | 1-0 | 1212 | 7 |
| 8 | Washington | 1-0 | 1107 | 10 |
| 9 | Tennessee | 1-0 | 975 | 12 |
| 10 | NOTRE DAME | 2-0 | 967 | 13 |
| 11 | Texas | 1-0 | 935 | 11 |
| 12 | Utah | 1-0 | 919 | 14 |
| 13 | Oregon | 1-0 | 823 | 15 |
| 14 | LSU | 0-1 | 706 | 5 |
| 15 | Kansas State | 1-0 | 579 | 16 |
| 16 | Oregon State | 1-0 | 558 | 18 |
| 17 | North Carolina | 1-0 | 551 | 21 |
| 18 | Oklahoma | 1-0 | 426 | 20 |
| 19 | Wisconsin | 1-0 | 407 | 19 |
| 20 | Mississippi | 1-0 | 379 | 22 |
| 21 | Duke | 1-0 | 343 | NR |
| 22 | Colorado | 1-0 | 269 | NR |
| 23 | Texas A&M | 1-0 | 267 | 23 |
| 24 | Tulane | 1-0 | 241 | 24 |
| 25 | Clemson | 0-1 | 141 | 9 |

Others receiving votes: Iowa 73, UCLA 55, TCU 27, Kentucky 15, **Pittsburgh 8**, Mississippi State 5, Miami FL 4, **NC State 4**, Auburn 3, Troy 3, Fresno State 3, Minnesota 3, Wyoming 3, Iowa State 2, Texas State 2, Texas Tech 1, **Louisville 1**, Washington State 1, Illinois 1, Houston 1, UCF 1, James Madison 1.

bold - 2023 Notre Dame opponents

AFCA TOP 25

| Rk | Team (1st Place Votes) | Rec. | Points | Prev |
|-----------|------------------------|------------|-------------|-----------|
| 1 | Georgia (63) | 1-0 | 1647 | 1 |
| 2 | Michigan (1) | 1-0 | 1534 | 2 |
| 3 | Alabama (2) | 1-0 | 1515 | 3 |
| 4 | Ohio State | 1-0 | 1422 | 4 |
| 5 | Florida State | 1-0 | 1388 | 8 |
| 6 | Southern Cal | 2-0 | 1283 | 6 |
| 7 | Penn State | 1-0 | 1216 | 7 |
| 8 | Washington | 1-0 | 1115 | 11 |
| 9 | Tennessee | 1-0 | 1099 | 10 |
| 10 | Texas | 1-0 | 957 | 12 |
| 11 | NOTRE DAME | 2-0 | 950 | 13 |
| 12 | Utah | 1-0 | 924 | 14 |
| 13 | Oregon | 1-0 | 904 | 15 |
| 14 | LSU | 0-1 | 735 | 5 |
| 15 | Kansas State | 1-0 | 630 | 17 |
| 16 | North Carolina | 1-0 | 546 | 20 |
| 17 | Oklahoma | 1-0 | 543 | 19 |
| 18 | Oregon State | 1-0 | 499 | 18 |
| 19 | Wisconsin | 1-0 | 445 | 21 |
| 20 | Mississippi | 1-0 | 411 | 22 |
| 21 | Clemson | 0-1 | 287 | 9 |
| 22 | Tulane | 1-0 | 255 | 23 |
| 23 | Texas A&M | 1-0 | 236 | 25 |
| 24 | Duke | 1-0 | 222 | NR |
| 25 | Colorado | 1-0 | 161 | NR |

Others receiving votes: Iowa 111, **Pittsburgh 53**, Kentucky 50, UCLA 44, TCU 40, Fresno State 30, Miami FL 22, Auburn 22, Arkansas 18, Maryland 14, Missouri 13, Troy 11, Oklahoma State 11, **NC State 10**, Illinois 9, Wyoming 8, Washington State 7, **Wake Forest 7**, Air Force 7, Minnesota 6, Mississippi State 5, South Carolina 4, Kansas 4, Texas Tech 3, SMU 3, UCF 3, Houston 2, UTSA 1, Michigan State 1, Memphis 1, **Louisville 1**, James Madison 1, Arizona 1.

STARTER HISTORY

OFFENSE

| Name | Pos. | 2023 | Streak | Career |
|---------------------|------|------|--------|--------|
| Joe Alt | OL | 2 | 23 | 23 |
| Sam Hartman | QB | 2 | 14* | 47* |
| Zeke Correll | OL | 2 | 15 | 23 |
| Blake Fisher | OL | 2 | 15 | 17 |
| Mitchell Evans | TE | 2 | 9 | 9 |
| Jayden Thomas | WR | 2 | 6 | 9 |
| Audric Estimé | RB | 2 | 2 | 4 |
| Holden Staes | TE | 2 | 2 | 3 |
| Tobias Merriweather | WR | 2 | 2 | 2 |
| Rocco Spindler | OL | 2 | 2 | 2 |
| Pat Coogan | OL | 2 | 2 | 2 |
| Chris Tyree | RB | 0 | 0 | 7 |
| Deion Colzie | WR | 0 | 0 | 1 |
| Tosh Baker | OL | 0 | 0 | 2 |
| Michael Carmody | OL | 0 | 0 | 2 |
| Andrew Kristofic | OL | 0 | 0 | 8 |
| Davis Sherwood | TE | 0 | 0 | 1 |

* - includes games started at Wake Forest

DEFENSE

| Name | Pos. | 2023 | Streak | Career |
|------------------------|------|------|--------|--------|
| Marist Liufau | LB | 2 | 14 | 17 |
| Xavier Watts | S | 2 | 6 | 6 |
| JD Bertrand | LB | 2 | 5 | 25 |
| Rylie Mills | DL | 2 | 5 | 12 |
| Jordan Botelho | LB | 2 | 3 | 4 |
| DJ Brown | S | 2 | 3 | 13 |
| Howard Cross III | DL | 2 | 2 | 10 |
| Cam Hart | CB | 2 | 2 | 22 |
| Thomas Harper | DB | 1 | 1 | 9+ |
| Javontae Jean-Baptiste | DL | 1 | 1 | 8^ |
| Benjamin Morrison | CB | 1 | 1 | 10 |
| Jack Kiser | LB | 1 | 0 | 16 |
| Nana Osafo-Mensah | DL | 1 | 0 | 2 |
| Jaylen Sneed | LB | 1 | 0 | 1 |
| Ramon Henderson | CB/S | 0 | 0 | 6 |
| Jaden Mickey | DB | 0 | 0 | 1 |
| Clarence Lewis | S/CB | 0 | 0 | 21 |
| Junior Tuihalamaka | LB | 0 | 0 | 1 |

+ - includes games started at Oklahoma State

^ - includes games started at Ohio State

CAREER STARTS BY POSITION

| WR | LT | LG | C | RG | RT | TE | WR | QB | WR or TE | RB |
|----------------|-------------------|---------------|--------------|---------------|-------------|-----------------|------------------|--------------|--------------|---------------|
| Thomas (9) | Alt (23) | Kristofic (8) | Correll (17) | Spindler (2) | Fisher (16) | Evans (9) | Merriweather (2) | Hartman (47) | Staes (3) | Tyree (7) |
| | Carmody (2) | Correll (6) | | | | Bauman (1) | | | Sherwood (1) | Estimé (4) |
| | Baker (2) | Coogan (2) | | | | | | | | |
| | Fisher (1) | | | | | | | | | |
| DL | DL | DL | DL | LB/DB | LB | LB | CB | S | S | CB |
| Cross III (10) | Jean-Baptiste (8) | Mills (12) | Botelho (4) | Lewis (22) | Liufau (17) | Bertrand (25) | Hart (22) | Brown (13) | Watts (6) | Morrison (10) |
| | Osafo-Mensah (2) | | | Kiser (16) | | Tuihalamaka (1) | Mickey (1) | | | |
| | | | | Harper (9) | | | | | | |
| | | | | Henderson (6) | | | | | | |
| | | | | Sneed (1) | | | | | | |

THE LAST TIME...

RUSHING

| | | | |
|---------------------------------------|-----|--------------------|------|
| 500 or more yards | 515 | at Boston College | 2017 |
| 400 yards | 451 | Massachusetts | 2015 |
| 300 yards | 353 | Florida State | 2020 |
| 200 yards | 221 | Tennessee State | 2023 |
| 200 yards in the first half | 214 | Boston College | 2022 |
| 200 yards consecutive games | 226 | UNLV | 2022 |
| | 246 | at Syracuse | 2022 |
| three straight 200-yard rushing games | 263 | Clemson | 2022 |
| 70 or more attempts | 76 | Michigan State | 1991 |
| 60 attempts | 63 | Navy | 2007 |
| 50 attempts | 56 | at Syracuse | 2022 |
| 40 attempts | 46 | vs. South Carolina | 2022 |
| Eight or more rushing TDs | 9 | Pittsburgh | 1965 |
| Seven rushing TDs | 7 | at Boston College | 2017 |
| Six rushing TDs | 6 | South Florida | 2020 |
| Five rushing TDs | 5 | Southern Cal | 2017 |
| Four rushing TDs | 4 | Boston College | 2022 |
| Three rushing TDs | 3 | Tennessee State | 2023 |

PASSING

| | | | |
|--------------------------------|-----|--------------------|------|
| 500 or more yards | 509 | vs. Oklahoma State | 2021 |
| 400 yards | 434 | New Mexico | 2019 |
| 300 yards | 336 | Tennessee State | 2023 |
| 60 or more attempts | 68 | vs. Oklahoma State | 2021 |
| 50 attempts | 53 | Virginia Tech | 2019 |
| 40 attempts | 46 | Cincinnati | 2021 |
| 30 attempts | 30 | Tennessee State | 2023 |
| 35 or more completions | 38 | vs. Oklahoma State | 2021 |
| 30 completions | 35 | at Clemson | 2015 |
| 25 completions | 27 | at Stanford | 2021 |
| 6 or more TDs | 6 | Bowling Green | 2019 |
| 5 TDs | 5 | vs. Oklahoma State | 2021 |
| 4 TDs | 4 | Tennessee State | 2023 |
| 3 TDs | 4 | Tennessee State | 2023 |
| 5 or more interceptions thrown | 7 | Southern Cal | 1967 |
| 4 interceptions thrown | 4 | at Arizona State | 2014 |
| 3 interceptions thrown | 3 | vs. South Carolina | 2022 |

TOTAL OFFENSE

| | | | |
|-----------------------------|-----|-----------------|------|
| 700 or more yards | 710 | Wake Forest | 2017 |
| 650 yards | 654 | Syracuse | 2015 |
| 600 yards | 611 | Boston College | 2017 |
| 550 yards | 557 | Tennessee State | 2023 |
| 500 yards | 557 | Tennessee State | 2023 |
| 450 yards | 557 | Tennessee State | 2023 |
| 400 yards | 557 | Tennessee State | 2023 |
| 300 yards in the first half | 336 | Boston College | 2022 |

SCORING

| | | | |
|---|------------|--------------------|--------|
| scored 60 or more points | 66 | New Mexico | 2019 |
| 50 points | 56 | Tennessee State | 2023 |
| 45 points | 56 | Tennessee State | 2023 |
| 40 points | 56 | Tennessee State | 2023 |
| 35 points | 56 | Tennessee State | 2023 |
| 30 points | 56 | Tennessee State | 2023 |
| 30 points in the first half | 37 | Boston College | 2022 |
| 21 or more points in a quarter | 28 (2nd) | Tennessee State | 2023 |
| 21 or more points in the first quarter | 23 | UNLV | 2022 |
| 21 or more points in the second quarter | 28 | Tennessee State | 2023 |
| 21 or more points in the fourth quarter | 21 | Clemson | 2022 |
| scored on the first 8 drives of the game (5 FG, 3 TD) | 8 | Boston College | 2022 |
| allowed 60 or more points | | Never | |
| allowed 50 points | 50 | at Texas (2 OT) | 2016 |
| allowed 40 points | 40 | vs. Clemson | 2020 |
| allowed 30 points | 38 | vs. South Carolina | 2022 |
| held scoreless | 0-17 | at Boston College | 2008 |
| held scoreless at home | 0-38 | Southern Cal | 2007 |
| held scoreless on the road | 0-17 | at Boston College | 2008 |
| held scoreless in the second half | 0 | vs. Navy | 2022 |
| held without offensive TD | 3-30 | vs. Clemson | 2019 |
| held without offensive TD on the road | 3-10 | at NC State | 2016 |
| held without offensive TD at home | 0-38 | Southern Cal | 2007 |
| held opponent scoreless | 44-0 | Boston College | 2022 |
| held opponent scoreless in first half | 28-0 | vs. Navy | 2023 |
| held opponent scoreless at home | 44-0 | Boston College | 2022 |
| held opponent scoreless on the road | 17-0 | at Purdue | 1993 |
| held opponent without offensive TD | 56-3 | Tennessee State | 2023 |
| held opponent without offensive TD on the road | 28-3 | at Virginia | 2021 |
| held opponent without offensive TD at home | 56-3 | Tennessee State | 2023 |
| held opponent scoreless neutral site | 22-0 | vs. Maryland | 2002 |
| held two opponents scoreless in a season | 22-0 | vs. Maryland | 2002 |
| | 42-0 | Rutgers | 2002 |
| held three opponents scoreless in a season | 23-0 | Purdue | 1976 |
| | 49-0 | at Northwestern | 1976 |
| | 41-0 | Oregon | 1976 |
| held four/five/six opponents scoreless in a season | 35-0 | vs. Army | 1966 |
| | 32-0 | North Carolina | 1966 |
| | 38-0 | at Oklahoma | 1966 |
| | 40-0 | Pittsburgh | 1966 |
| | 64-0 | Duke | 1966 |
| | 51-0 | at Southern Cal | 1966 |
| scored on the first play of the game | int return | at Syracuse | 2022 |
| | | B. Joseph | 29 yds |

TURNOVERS

| | | | |
|---|---------------------|-------------------|------|
| did not commit a turnover | 0 | vs. Navy | 2023 |
| committed six or more turnovers | 6 | vs. Navy | 1984 |
| committed five turnovers | 5 | Boston College | 2015 |
| lost four or more fumbles | 4 | Michigan State | 1999 |
| lost three fumbles | 3 | at Boston College | 2020 |
| recorded six or more takeaways | 6 | Michigan | 2012 |
| recorded five takeaways | 5 (3 int, 2 fumble) | Boston College | 2022 |
| returned two or more interceptions for touchdowns | 2 | vs. Wisconsin | 2021 |
| Jack Kiser - 66 yds, Drew White - 48 yards | | | |
| returned an interception for a touchdown | 1 | Tennessee State | 2023 |
| Clarence Lewis - 33 yds | | | |
| returned a fumble for a touchdown | 1 | Georgia Tech | 2021 |
| Myron Tagovailoa-Amosa - 70 yds | | | |

DEFENSE

| | | | |
|---|------|-----------------|------|
| held opponent to 100 or fewer rushing yards | 89 | Tennessee State | 2023 |
| held opponent to 50 or fewer rushing yards | 34 | Clemson | 2020 |
| 100 or fewer passing yards | 67 | Tennessee State | 2023 |
| 200 or fewer passing yards | 42 | vs. Navy | 2023 |
| 100 or fewer passing yards, consecutive games | 67 | Tennessee State | 2023 |
| | 43 | vs. Navy | 2023 |
| 300 or fewer total yards | 156 | Tennessee State | 2023 |
| 200 or fewer total yards | 156 | Tennessee State | 2023 |
| intercepted five or more passes | 5 | Michigan | 2012 |
| intercepted four passes | 4 | vs. Wisconsin | 2021 |
| intercepted three passes | 3 | Boston College | 2022 |
| forced five or more fumbles | 5 | at Louisville | 2019 |
| forced four fumbles | 4 | Syracuse | 2020 |
| forced three fumbles | 3 | at Stanford | 2021 |
| scored a safety | | vs. BYU | 2022 |
| recorded nine or more sacks | 9 | Rutgers | 1996 |
| eight sacks | 8 | Virginia | 2019 |
| seven sacks | 7 | at Virginia | 2021 |
| six sacks | 6 | California | 2022 |
| held opponent to 10 or fewer first downs | 10 | Boston College | 2022 |
| held opponent without a 3rd down conversion | 0-12 | UNLV | 2022 |

SPECIAL TEAMS

| | | | |
|------------------------------------|-----------------|-------------------------|------|
| returned a punt for a touchdown | Massachusetts | C.J. Sanders (50 yds) | 2015 |
| returned a blocked punt for a TD | Clemson | Prince Kollie (17 yds) | 2022 |
| returned a kickoff for a touchdown | vs. Wisconsin | Chris Tyree (96 yds) | 2021 |
| returned a blocked FG for a TD | at Air Force | Terrail Lamber (76 yds) | 2006 |
| blocked a punt | vs. Navy | Jack Kiser | 2022 |
| blocked two punts | UNLV | Isaiah Foskey (both) | 2022 |
| blocked two consecutive punts | UNLV | Isaiah Foskey (both) | 2022 |
| blocked punt in consecutive games | Stanford & UNLV | | 2022 |
| blocked punt in three cons. games | at Syracuse | Clarence Lewis | 2022 |
| blocked punt in four cons. games | Clemson | Jordan Botelho | 2022 |
| blocked punt in five cons. games | vs. Navy | Jack Kiser | 2022 |
| punted 10 or more times | at Michigan | | 2019 |

| | | | |
|------------------------------------|-------------------|-----------------------|------|
| did not punt | vs. Navy | | 2023 |
| blocked a field goal | Tennessee State | Jason Onye | 2023 |
| had a field goal blocked | at Texas | | 2016 |
| blocked a PAT kick | Florida State | Jerry Tillery | 2018 |
| scored on a blocked PAT kick | Florida State | Julian Love | 2018 |
| missed a PAT kick | Cincinnati | | 2021 |
| had a PAT kick blocked | Florida State | | 2018 |
| opponent scored on blocked PAT | Northwestern | | 2014 |
| had a punt blocked | Northwestern | | 2018 |
| two-point conversion | Marshall | Tyler Buchner run | 2022 |
| missed two-point conversion | at Southern Cal | pass failed | 2022 |
| stopped 3 two-point conv. attempts | at North Carolina | | 2022 |
| recovered two onside kicks | vs. Navy | P. Kollie, M. Salerno | 2022 |

MISCELLANEOUS

| | | | |
|---|-------|--------------------|------|
| had 35 or more first downs | 35 | at North Carolina | 2022 |
| had 30 or more first downs | 35 | at North Carolina | 2022 |
| had 25 or more first downs | 26 | Tennessee State | 2023 |
| had 20 or more first downs | 26 | Tennessee State | 2023 |
| ND was not penalized | | at LSU | 1997 |
| had 10 or more penalties | 11 | at Stanford | 2019 |
| has 120 or more yards in penalties | 120 | at Rutgers | 2000 |
| had 40 or more minutes of possession time | 40:55 | vs. BYU | 2022 |
| had 35 or more minutes of possession time | 36:39 | vs. South Carolina | 2022 |
| was involved in a tie game | 17-17 | at Southern Cal | 1994 |
| was involved in an overtime game | 41-38 | at Florida State | 2021 |
| was involved in a 2 OT overtime game | 47-40 | Clemson | 2020 |
| was involved in a 3 OT overtime game | 29-26 | Pittsburgh | 2012 |
| was involved in a 4 OT overtime game | 33-36 | Pittsburgh | 2008 |

NOTRE DAME PLAYER RUSHING

| | | | | |
|-------------------------------------|-----|-----------------|-------------------|------|
| rushed for 100 yards | 116 | Audric Estimé | Tennessee State | 2023 |
| rushed for 125 yards | 130 | Logan Diggs | UNLV | 2022 |
| rushed for 150 yards | 199 | Kyren Williams | North Carolina | 2020 |
| rushed for 175 yards | 199 | Kyren Williams | North Carolina | 2020 |
| rushed for 200 yards | 202 | Dexter Williams | Florida State | 2018 |
| rushed for 250 yards | 262 | Julius Jones | at Pittsburgh | 2003 |
| QB rushed for 200 yards | 207 | Brandon Wimbush | at Boston College | 2017 |
| QB rushed for 100 yards | 139 | Ian Book | at Duke | 2019 |
| two players rush for over 100 yards | 114 | Logan Diggs | Clemson | 2022 |
| | 104 | Audric Estimé | Clemson | 2022 |
| three players rush for over 100 yds | 128 | DeShone Kizer | at Stanford | 2015 |
| | 161 | Josh Adams | at Stanford | 2015 |
| | 124 | Dexter Williams | at Stanford | 2015 |
| rushed 40 or more times | 40 | Allen Pinkett | at LSU | 1984 |
| rushed 35 times | 35 | Julius Jones | BYU | 2003 |
| rushed 30 times | 32 | James Aldridge | Navy | 2007 |
| rushed 25 times | 28 | Logan Diggs | UNLV | 2022 |

| | | | | |
|-------------------------------|----|-----------------|--------------------|------|
| two players rush 20 times | 20 | Audric Estimé | at Syracuse | 2022 |
| | 20 | Logan Diggsg | at Syracuse | 2022 |
| rushed for 4 or more TDs | 4 | Brandon Wimbush | at Boston College | 2017 |
| rushed for 3 TDs | 3 | Kyren Williams | Clemson | 2020 |
| rushed for 2 TDs | 2 | Tyler Buchner | vs. South Carolina | 2022 |
| had a run of 90 yards or more | 91 | Kyren Williams | North Carolina | 2021 |
| had a run of 80 yards or more | 91 | Kyren Williams | North Carolina | 2021 |
| had a run of 70 yards or more | 91 | Kyren Williams | North Carolina | 2021 |
| had a run of 60 yards or more | 68 | Tyler Buchner | Georgia Tech | 2021 |
| had a run of 50 yards or more | 50 | Audric Estimé | Tennessee State | 2023 |

PASSING

| | | | | |
|---|-----|-----------------|--------------------|------|
| passed for 500 or more yards | 509 | Jack Coan | vs. Oklahoma St. | 2021 |
| passed for 400 yards | 509 | Jack Coan | vs. Oklahoma St. | 2021 |
| passed for 300 yards | 318 | Drew Pyne | at Southern Cal | 2022 |
| attempted 60 or more passes | 68 | Jack Coan | vs. Oklahoma St. | 2021 |
| attempted 50 passes | 53 | Ian Book | Virginia Tech | 2019 |
| attempted 40 passes | 40 | Ian Book | Boston College | 2019 |
| attempted 30 passes | 32 | Tyler Buchner | Marshall | 2022 |
| completed 30 or more passes | 38 | Jack Coan | vs. Oklahoma St. | 2021 |
| completed 20 passes | 23 | Drew Pyne | at Southern Cal | 2022 |
| threw six touchdowns | 6 | Brady Quinn | BYU | 2005 |
| threw five touchdowns | 5 | Jack Coan | vs. Oklahoma St. | 2021 |
| threw four touchdowns | 4 | Sam Hartman | vs. Navy | 2023 |
| threw three touchdowns | 4 | Sam Hartman | vs. Navy | 2023 |
| threw five or more interceptions | 5 | Terry Hanratty | Southern Cal | 1967 |
| threw four interceptions | 4 | Everett Golson | at Arizona State | 2014 |
| threw three interceptions | 3 | Tyler Buchner | vs. South Carolina | 2022 |
| completed a pass of 90 yds or more | 95 | Dayne Crist | Michigan | 2010 |
| completed a pass of 80 yds or more | 83 | Brandon Wimbush | at Stanford | 2017 |
| completed a pass of 70 yds or more | 75 | Tyler Buchner | vs. South Carolina | 2022 |
| completed a pass of 60 yds or more | 75 | Tyler Buchner | vs. South Carolina | 2022 |
| completed a pass of 50 yds or more | 75 | Tyler Buchner | vs. South Carolina | 2022 |
| finished first half w/o incompletion | 8-8 | Drew Pyne | at Southern Cal | 2022 |
| completed 10 straight passes | 15 | Drew Pyne | at Southern Cal | 2022 |
| completed 15 consecutive passes | 15 | Drew Pyne | at Southern Cal | 2022 |
| consecutive completions to start a game | 15 | Drew Pyne | at Southern Cal | 2022 |

RECEIVING

| | | | | |
|---------------------------------|-----|------------------|------------------|------|
| caught 10 or more passes | 11 | Michael Mayer | vs. BYU | 2022 |
| caught 7 passes | 8 | Michael Mayer | at Southern Cal | 2022 |
| had 200 or more yards | 201 | Golden Tate | at Stanford | 2009 |
| had 175 yards | 180 | Chase Claypool | Wake Forest | 2017 |
| had 150 yards | 180 | Chase Claypool | Wake Forest | 2017 |
| had 100 yards | 115 | Michael Mayer | UNLV | 2022 |
| had 2/3 receivers with 100+ yds | 136 | Lorenzo Styles | vs. Oklahoma St. | 2021 |
| | 115 | Chris Tyree | vs. Oklahoma St. | 2021 |
| | 105 | Kevin Austin | vs. Oklahoma St. | 2021 |
| caught 4 or more TDs | 4 | Chase Claypool | Navy | 2019 |
| caught 3 or more TDs | 3 | Javon McKinley | Syracuse | 2020 |
| caught 2 or more TDs | 2 | Jaden Greathouse | vs. Navy | 2023 |

| | | | | |
|----------------------------------|---|---------------|-------------------|------|
| caught 3 or more TDs in one half | 3 | Ben Skowronek | at Boston College | 2020 |
|----------------------------------|---|---------------|-------------------|------|

TOTAL OFFENSE

| | | | | |
|------------------------------------|------------|---------------|-------------------|------|
| had 500 or more total yards | 505 | Jack Coan | vs. Oklahoma St. | 2021 |
| had 400 total yards | 406 | Ian Book | New Mexico | 2019 |
| had 100 yard passing, 100 rushing | 181 139 | Ian Book | at Duke | 2019 |
| had 3 RB with 100+ scrimmage yards | 134 | Audric Estimé | at North Carolina | 2022 |
| | 111 | Chris Tyree | at North Carolina | 2022 |
| | 115 | Logan Diggs | at North Carolina | 2022 |

SCORING

| | | | | |
|-----------------------------|---|---------------|--------------------|------|
| accounted for 6 or more TDs | 6 | Ian Book | New Mexico | 2019 |
| accounted for 5 or more TDs | 5 | Tyler Buchner | vs. South Carolina | 2022 |
| accounted for 4 or more TDs | 4 | Sam Hartman | vs. Navy | 2023 |
| accounted for 3 or more TDs | 3 | Sam Hartman | Tennessee State | 2023 |

DEFENSE

| | | | | |
|------------------------------|-----|-------------------|-----------------|------|
| 3 or more interceptions | 3 | Benjamin Morrison | Boston College | 2022 |
| 2 interceptions | 3 | Benjamin Morrison | Boston College | 2022 |
| forced 2 fumbles | 2 | Daelin Hayes | at Georgia Tech | 2020 |
| recovered 3 fumbles | | | never | |
| recovered 2 fumbles | 2 | Nick McCloud | vs. Clemson | 2020 |
| 20 or more tackles | 21 | Manti Te'o | Stanford | 2010 |
| 15 tackles | 17 | Te'von Coney | vs. LSU | 2017 |
| 10 tackles | 12 | JD Bertrand | Clemson | 2022 |
| defensive lineman 10 tackles | 11 | Howard Cross III | Marshall | 2022 |
| 4.0 or more sacks | 4.0 | Jerry Tillery | Stanford | 2018 |
| 3.0 sacks | 3.0 | Isaiah Foskey | UNLV | 2022 |
| 2.0 sacks | 2.0 | Jordan Bothelho | at Syracuse | 2022 |

SPECIAL TEAMS

| | | | | |
|--------------------------------------|-----|-----------------|----------------|------|
| scored 17 or more points kicking | 17 | Jonathan Doerer | vs. Clemson | 2020 |
| scored 15 points kicking | 17 | Jonathan Doerer | vs. Clemson | 2020 |
| scored 10 points kicking | 13 | Blake Grupe | Boston College | 2022 |
| 5 or more field goals | 5 | Kyle Brindza | vs. Rutgers | 2013 |
| 4 field goals | 4 | Jonathan Doerer | vs. Clemson | 2020 |
| 2 field goals of 50 yards or more | | | never | |
| field goal of 50 yards or more | 51 | Jonathan Doerer | vs. Wisconsin | 2021 |
| punted over 70 yards | 72 | Jay Bramblett | vs. Wisconsin | 2021 |
| punted over 60 yards | 61 | Jon Sot | Marshall | 2022 |
| punted 10 or more times | 10 | Jay Bramblett | at Michigan | 2019 |
| 175 yards or more on kickoff returns | 182 | C.J. Sanders | at Stanford | 2015 |
| 100 yards or more on kickoff returns | 132 | Chris Tyree | vs. Wisconsin | 2021 |
| 100 yards or more on punt returns | 101 | Golden Tate | at Pittsburgh | 2009 |

THE LAST TIME AN OPPOSING TEAM...

RUSHING

| | | | |
|---|-----|-----------------|------|
| 400 or more yards | 411 | Pittsburgh | 1975 |
| 300 yards | 303 | Michigan | 2019 |
| 200 yards | 204 | at Southern Cal | 2022 |
| 50 or more rushing attempts | 64 | Navy | 2019 |
| 5 or more rushing TDs | 5 | Texas | 2016 |
| 4 rush TDs | 4 | at Southern Cal | 2022 |
| two players with 100+ rushing yards in a game | 2 | BYU | 2013 |
| Taysom Hill - 100; Paul Laskike - 101 | | | |

PASSING

| | | | |
|-----------------------------|-----|--------------------|------|
| 400 or more yards | 439 | Clemson | 2020 |
| 300 yards | 301 | at North Carolina | 2022 |
| 60 or more passing attempts | 60 | Tennessee | 1990 |
| 50 passing attempts | 51 | vs. Oklahoma St. | 2021 |
| 40 passing attempts | 49 | vs. South Carolina | 2022 |
| 30 or more pass completions | 34 | vs. Oklahoma St. | 2021 |
| 5 or more passing TDs | 5 | at North Carolina | 2022 |
| 4 passing TDs | 4 | vs. Oklahoma St. | 2021 |
| 3 passing TDs | 3 | vs. South Carolina | 2022 |

TOTAL OFFENSE

| | | | |
|-------------------|-----|------------------|------|
| 600 or more yards | 605 | vs. Oklahoma St. | 2021 |
| 500 yards | 564 | North Carolina | 2021 |
| 400 yards | 436 | at Southern Cal | 2022 |
| 90 or more plays | 95 | vs. Oklahoma St. | 2021 |
| 80 plays | 81 | Stanford | 2022 |
| 75 plays | 81 | Stanford | 2022 |

SCORING

| | | | |
|-------------------------------|----|--------------------|------|
| 60 or more points | | never | |
| 50 points | 50 | at Texas | 2016 |
| 40 points | 40 | Clemson | 2020 |
| 30 points | 38 | vs. South Carolina | 2022 |
| scored a two-point conversion | | vs. Navy (twice) | 2022 |

TURNOVERS

| | | | |
|--|---|--------------------|------|
| did not commit a turnover | | Navy | 2023 |
| 3 or more fumbles lost | 3 | Clemson | 2020 |
| 5 or more interceptions | 5 | Southern Cal | 1967 |
| 4 interceptions | 4 | at Arizona State | 2014 |
| 3 interceptions | 3 | Marshall | 2022 |
| returned an interception for a touchdown | | vs. South Carolina | 2022 |
| 0. Fortune - 100 yards | | | |
| returned two interceptions for a touchdown | | vs. South Carolina | 2022 |
| O'Donnell Fortune - 100 yards | | | |
| DQ Smith - 47 yards | | | |
| returned a fumble for a touchdown | | at Georgia Tech | 2020 |
| Zamari Walton - 93 yards | | | |

DEFENSE

| | | | |
|---------------------------------------|-----|------------------|------|
| held ND to 10 or fewer first downs | 10 | at NC State | 2016 |
| scored a safety | | Stanford | 2016 |
| held ND to 50 or fewer rushing yards | 42 | vs. Oklahoma St. | 2021 |
| held ND to 200 or fewer passing yards | 150 | California | 2022 |
| held ND to 100 or fewer passing yards | 85 | Clemson | 2022 |
| held ND to 300 or fewer total yards | 297 | California | 2022 |
| held ND to 200 or fewer total yards | 180 | at Michigan | 2019 |
| posted five or more sacks | 5.0 | vs. Navy | 2022 |

SPECIAL TEAMS

| | | | |
|-------------------------------------|-----------------|------------------------------------|------|
| returned a punt for a touchdown | at Southern Cal | Adore Jackson (55 yds) | 2016 |
| returned a blocked punt for a TD | NC State | Germain Pratt (0 yds) | 2017 |
| returned a kickoff for a TD | Pittsburgh | Maurice French (99 yds) | 2018 |
| returned kickoff, punt in same game | at Southern Cal | Adore Jackson (55 yd PR; 97 yd KR) | 2016 |
| punted 10 or more times | Georgia Tech | 20 | 2021 |
| did not punt | Miami FL | | 1985 |
| missed a PAT kick attempt | vs. Navy | | 2022 |

MISCELLANEOUS

| | | | |
|---|-------|--------------------|------|
| had 30 or more first downs | 34 | vs. Oklahoma St. | 2021 |
| had 20 first downs | 20 | vs. South Carolina | 2022 |
| had 10 or more penalties | 12 | Pittsburgh | 2020 |
| had 100 or more yards in penalties | 127 | Georgia | 2017 |
| had 35 or more minutes of possession time | 35:23 | at Southern Cal | 2022 |
| had 100-yd receiver, 100-yd rusher | | vs. Oklahoma St. | 2021 |
| Spencer Sanders, 125 rushing; Brennan Presley 137 receiving; Tay Martin 104 receiving | | | |
| had 2 players with 100 receiving yards | | vs. Oklahoma St. | 2021 |
| Brennan Presley, 137; Tay Martin 104 | | | |

AN OPPOSING PLAYER

RUSHING

| | | | | |
|----------------------------|-----|-----------------|------------------|------|
| rushed for 100 yards | 154 | Austin Jones | at Southern Cal | 2022 |
| rushed for 150 yards | 154 | Austin Jones | at Southern Cal | 2022 |
| rushed for 200 yards | 210 | Alexander Teich | Navy | 2010 |
| rushed for 300 yards | 303 | Tony Dorsett | Pittsburgh | 1975 |
| rushed 40 or more times | 42 | Craig Heyward | Pittsburgh | 1987 |
| rushed 30 times | 32 | Casey Filkins | Stanford | 2022 |
| rushed 25 times | 32 | Casey Filkins | Stanford | 2022 |
| rushed for 5 or more TDs | 5 | Walter Reyes | at Syracuse | 2003 |
| rushed for 4 TDs | 4 | Ezekiel Elliott | vs. Ohio State | 2015 |
| rushed for 3 TDs | 3 | Caleb Williams | at Southern Cal | 2022 |
| rushed for 2 TDs | 3 | Caleb Williams | at Southern Cal | 2022 |
| a rush of 80 yards or more | 89 | Jashaun Corbin | at Florida State | 2021 |
| a rush of 70 yards | 74 | Courtney Reese | UNLV | 2022 |
| a rush of 60 yards | 74 | Courtney Reese | UNLV | 2022 |
| a rush of 50 yards | 50 | Daba Fofana | vs. Navy | 2022 |

PASSING

| | | | | |
|--------------------------------|-----|-----------------|--------------------|------|
| passed for 300 yards | 301 | Drake Maye | at North Carolina | 2022 |
| passed for 400 yards | 439 | D.J. Uiagalelei | Clemson | 2020 |
| passed for 500 yards | | never | | |
| attempted 60 or more passes | 60 | Andy Kelly | Tennessee | 1990 |
| attempted 50 passes | 51 | Spencer Sanders | vs. Oklahoma St. | 2021 |
| attempted 40 passes | 46 | Spencer Rattler | vs. South Carolina | 2022 |
| completed 30 passes | 34 | Spencer Sanders | vs. Oklahoma St. | 2021 |
| completed 20 passes | 29 | Spencer Sanders | vs. South Carolina | 2022 |
| threw 6 or more TDs | 6 | Cody Kessler | Southern Cal | 2014 |
| threw 5 TDs | 5 | Drake Maye | at North Carolina | 2022 |
| threw 4 TDs | 4 | Spencer Sanders | vs. Oklahoma St. | 2021 |
| completed 90-yard or more pass | 97 | Kyle Orton | Purdue | 2004 |
| completed 80-yard pass | 80 | Drake Maye | at North Carolina | 2022 |
| completed 70-yard pass | 72 | Eric Dungey | Syracuse | 2016 |
| completed 60-yard pass | 64 | Drake Maye | at North Carolina | 2022 |

RECEIVING

| | | | | |
|---------------------------------|-----|---------------------|-------------------|------|
| caught 15 or more passes | 15 | Drake London | Southern Cal | 2021 |
| caught 10 passes | 11 | Emeka Egbuka | at Ohio State | 2022 |
| | 11 | Marvin Harrison Jr. | at Ohio State | 2022 |
| had 200 or more yards receiving | 238 | Selwyn Lymon | Purdue | 2006 |
| had 150 yards receiving | 150 | Antoine Green | at North Carolina | 2022 |
| had 100 yards receiving | 100 | Kody Epps | vs. BYU | 2022 |
| caught 3 or more TD passes | 3 | Tay Martin | vs. Oklahoma St. | 2021 |

SCORING

| | | | | |
|-----------------------------|---|-----------------|-------------------|------|
| accounted for 7 or more TDs | 7 | Spencer Sanders | vs. Oklahoma St. | 2021 |
| accounted for 6 TDs | 6 | Cody Kessler | Southern Cal | 2014 |
| accounted for 5 TDs | 5 | Drake Maye | at North Carolina | 2022 |

DEFENSE

| | | | | |
|-------------------------|-----|------------------|----------------|------|
| 3 or more interceptions | 3 | Rod Johnson | NC State | 2003 |
| 2 interceptions | 2 | Justin Simmons | Boston College | 2015 |
| 3.0 or more sacks | 3.0 | Bradley Chubb | NC State | 2016 |
| 2.0 sacks | 2.0 | Tommy Eichenberg | at Ohio State | 2022 |

SPECIAL TEAMS

| | | | | |
|-----------------------------------|-----|-----------------------|-------------|------|
| kicked 4 or more field goals | 4 | B.T. Potter | Clemson | 2020 |
| kicked a 50-yd or more field goal | 54 | Andre Szmyt | at Syracuse | 2022 |
| kicked a punt of 65 or more yards | 65 | Jake Bailey | Stanford | 2017 |
| totaled 100 or more KR yards | 122 | Damond Phiyaw-Johnson | Duke | 2019 |



88
MITCHELL EVANS

TE • 6-5 1/8, 251 lbs • Junior/Junior
Wadsworth, OH (Wadsworth)

Rushing and Passing

| SEASON | TEAM | gp | Rushing | | | | | Passing | | | | | | effct | | |
|--------------|------|-----------|----------|-----------|----------|----------|------------|------------|--------------|----------|----------|------------|------------|------------|------------|------------|
| | | | att | yds | td | lg | avg/c | avg/g | comp-att-int | yds | td | lg | pct | | avg/p | avg/g |
| 2021-22 | ND | 13 | 0 | 0 | 0 | 0 | 0.0 | 0.0 | 0-0-0 | 0 | 0 | 0.0 | 0.0 | 0.0 | 0.0 | 0.0 |
| 2022-23 | ND | 8 | 7 | 11 | 1 | 4 | 1.6 | 1.4 | 0-0-0 | 0 | 0 | 0.0 | 0.0 | 0.0 | 0.0 | 0.0 |
| 2023-24 | ND | 2 | 0 | 0 | 0 | 0 | 0.0 | 0.0 | 0-0-0 | 0 | 0 | 0.0 | 0.0 | 0.0 | 0.0 | 0.0 |
| TOTAL | | 23 | 7 | 11 | 1 | 4 | 1.6 | 0.5 | 0-0-0 | 0 | 0 | 0.0 | 0.0 | 0.0 | 0.0 | 0.0 |

Scoring and Total Offense

| SEASON | TEAM | gp | Scoring | | | | | | | | Total Offense | | | | | |
|--------------|------|-----------|----------|----------|----------|----------|----------|----------|----------|----------|---------------|----------|-----------|------------|-----------|----------|
| | | | td | rush | rcv | ret | pat | 2pat | fg | total | avg/g | rush | pass | total | avg/g | |
| 2021-22 | ND | 13 | 0 | 0 | 0 | 0 | 0 | 0 | 0 | 0 | 0 | 0 | 0 | 0 | 0.0 | 0.0 |
| 2022-23 | ND | 8 | 2 | 1 | 1 | 0 | 0 | 0 | 0 | 0 | 0 | 0 | 12 | 1.5 | 11 | 0 |
| 2023-24 | ND | 2 | 0 | 0 | 0 | 0 | 0 | 0 | 0 | 0 | 0 | 0 | 0.0 | 0 | 0 | 0.0 |
| TOTAL | | 23 | 2 | 1 | 1 | 0 | 0 | 0 | 0 | 0 | 0 | 0 | 12 | 0.5 | 11 | 0 |

Punting and All Purpose

| SEASON | TEAM | gp | Punting | | | | All Purpose | | | | | | |
|--------------|------|-----------|----------|----------|----------|------------|-------------|------------|----------|----------|------------|------------|-------|
| | | | no. | yds | lg | avg/g | rush | rcv | pr | kr | lr | total | avg/g |
| 2021-22 | ND | 13 | 0 | 0 | 0 | 0.0 | 0 | 21 | 0 | 0 | 0 | 21 | 1.6 |
| 2022-23 | ND | 8 | 0 | 0 | 0 | 0.0 | 11 | 39 | 0 | 0 | 50 | 6.3 | |
| 2023-24 | ND | 2 | 0 | 0 | 0 | 0.0 | 0 | 61 | 0 | 0 | 61 | 30.5 | |
| TOTAL | | 23 | 0 | 0 | 0 | 0.0 | 11 | 121 | 0 | 0 | 132 | 5.7 | |

Tackles

| SEASON | TEAM | GP | Tackles | | | | | | | Interceptions | | Receptions | | | | | | | |
|--------------|------|-----------|----------|----------|----------|------------|----------|----------|----------|---------------|----------|------------|----------|------------|----------|-----------|------------|-------------|------------|
| | | | ua | a | total | tfl | pd | ff | fr | blk | sacks | int | rec | yds | td | lg | rec/g | yds/r | yds/g |
| 2021-22 | ND | 13 | 0 | 0 | 0 | 0-0 | 0 | 0 | 0 | 0 | 0 | 0 | 2 | 21 | 0 | 13 | 0.2 | 10.5 | 1.6 |
| 2022-23 | ND | 8 | 0 | 0 | 0 | 0-0 | 0 | 0 | 0 | 0 | 0 | 0 | 3 | 39 | 1 | 18 | 0.4 | 13.0 | 4.9 |
| 2023-24 | ND | 2 | 0 | 0 | 0 | 0-0 | 0 | 0 | 0 | 0 | 0 | 0 | 4 | 61 | 0 | 18 | 2.0 | 15.3 | 30.5 |
| TOTAL | | 23 | 0 | 0 | 0 | 0-0 | 0 | 0 | 0 | 0 | 0 | 0 | 6 | 121 | 1 | 18 | 0.4 | 13.4 | 5.3 |

Single Game Highs

| Statistic | Value |
|-----------------------|--|
| Rushing Attempts | 2 vs UNLV 10/22/22, at Syracuse 10/29/22 |
| Rushing Yards Net | 5 vs UNLV 10/22/22 |
| Rushing Touchdowns | 1 vs UNLV 10/22/22 |
| Longest Rushing | 4 vs UNLV 10/22/22 |
| Receptions | 4 vs Tennessee St. 09/02/23 |
| Receptions Yards | 61 vs Tennessee St. 09/02/23 |
| Receptions Touchdowns | 1 vs South Carolina 12/30/22 |
| Longest Reception | 18 vs South Carolina 12/30/22, vs Tennessee St. 09/02/23 |

| Date | Opponent | Rushing | | | Receiving | | | Passing | | | Kick Returns | | | Punt Returns | | | all | | | |
|------------|---------------|----------|----------|----------|-----------|-----------|----------|-----------|--------------|----------|--------------|----------|----------|--------------|----------|----------|----------|----------|----------|-----------|
| | | no. | yds | td | lg | no. | yds | td | lg | cmp | att | int | yds | td | lg | no. | | yds | td | lg |
| 08/26/2023 | vs Navy | 0 | 0 | 0 | 0 | 0 | 0 | 0 | 0-0-0 | 0 | 0 | 0 | 0 | 0 | 0 | 0 | 0 | 0 | 0 | 0 |
| 09/02/2023 | Tennessee St. | 0 | 0 | 0 | 4 | 61 | 0 | 18 | 0-0-0 | 0 | 0 | 0 | 0 | 0 | 0 | 0 | 0 | 0 | 0 | 61 |
| | | 0 | 0 | 0 | 4 | 61 | 0 | 18 | 0-0-0 | 0 | 0 | 0 | 0 | 0 | 0 | 0 | 0 | 0 | 0 | 61 |



17
RICO FLORES JR.

WR • 6-0 1/8, 205 lbs • Freshman/Freshman
North Highlands, CA (Folsom)

Tackles

| SEASON | TEAM | GP | Tackles | | | | | | | Interceptions | | Receptions | | | | | | | |
|--------------|------|----------|----------|----------|----------|------------|----------|----------|----------|---------------|----------|------------|----------|-----------|----------|-----------|------------|-------------|-------------|
| | | | ua | a | total | tfl | pd | ff | fr | blk | sacks | int | rec | yds | td | lg | rec/g | yds/r | yds/g |
| 2023-24 | ND | 2 | 0 | 0 | 0 | 0-0 | 0 | 0 | 0 | 0 | 0 | 0 | 3 | 33 | 0 | 20 | 1.5 | 11.0 | 16.5 |
| TOTAL | | 2 | 0 | 0 | 0 | 0-0 | 0 | 0 | 0 | 0 | 0 | 0 | 3 | 33 | 0 | 20 | 1.5 | 11.0 | 16.5 |

Single Game Highs

| Statistic | Value |
|-------------------|------------------------------|
| Receptions | 2 vs Tennessee St. 09/02/23 |
| Receptions Yards | 31 vs Tennessee St. 09/02/23 |
| Longest Reception | 20 vs Tennessee St. 09/02/23 |

| Date | Opponent | Rushing | | | Receiving | | | Passing | | | Kick Returns | | | Punt Returns | | | all | | | |
|------------|---------------|----------|----------|----------|-----------|-----------|----------|-----------|--------------|----------|--------------|----------|----------|--------------|----------|----------|----------|----------|----------|-----------|
| | | no. | yds | td | lg | no. | yds | td | lg | cmp | att | int | yds | td | lg | no. | | yds | td | lg |
| 08/26/2023 | vs Navy | 0 | 0 | 0 | 1 | 2 | 0 | 2 | 0-0-0 | 0 | 0 | 0 | 0 | 0 | 0 | 0 | 0 | 0 | 0 | 2 |
| 09/02/2023 | Tennessee St. | 0 | 0 | 0 | 2 | 31 | 0 | 20 | 0-0-0 | 0 | 0 | 0 | 0 | 0 | 0 | 0 | 0 | 0 | 0 | 31 |
| | | 0 | 0 | 0 | 2 | 31 | 0 | 20 | 0-0-0 | 0 | 0 | 0 | 0 | 0 | 0 | 0 | 0 | 0 | 0 | 31 |

| Games | Avg/ rush | Avg/ catch | Pass effic | KR avg | PR avg | All purpose avg/game | Total offense avg/game |
|-------|-----------|------------|------------|--------|--------|----------------------|------------------------|
| 2 | 0.0 | 11.0 | 0.0 | 0.0 | 0.0 | 16.5 | 0.0 |



22
DEVYN FORD

RB • 5-11, 200 lbs • Graduate Student/Senior
Stafford, VA (North Stafford/Penn State)

Rushing and Passing

| SEASON | TEAM | gp | Rushing | | | | | Passing | | | | | | effct | |
|---------------------|------|-----------|------------|------------|----------|-----------|------------|-------------|--------------|----------|----------|------------|------------|------------|------------|
| | | | att | yds | td | lg | avg/c | avg/g | comp-att-int | yds | td | lg | pct | | avg/p |
| 2019-20 | PSU | 12 | 52 | 294 | 3 | 81 | 5.7 | 24.5 | 0-0-0 | 0 | 0 | 0.0 | 0.0 | 0.0 | 0.0 |
| 2020-21 | PSU | 6 | 67 | 274 | 3 | 23 | 4.1 | 45.7 | 0-0-0 | 0 | 0 | 0.0 | 0.0 | 0.0 | 0.0 |
| 2021-22 | PSU | 9 | 14 | 61 | 0 | 12 | 4.4 | 6.8 | 0-0-0 | 0 | 0 | 0.0 | 0.0 | 0.0 | 0.0 |
| 2022-23 | PSU | 4 | 7 | 37 | 0 | 30 | 5.3 | 9.3 | 0-0-0 | 0 | 0 | 0.0 | 0.0 | 0.0 | 0.0 |
| 2023-24 | ND | 2 | 2 | 5 | 0 | 3 | 2.5 | 2.5 | 0-0-0 | 0 | 0 | 0.0 | 0.0 | 0.0 | 0.0 |
| TOTAL FOR ND | | 2 | 2 | 5 | 0 | 3 | 2.5 | 2.5 | 0-0-0 | 0 | 0 | 0.0 | 0.0 | 0.0 | 0.0 |
| TOTAL | | 33 | 142 | 671 | 6 | 81 | 4.7 | 20.3 | 0-0-0 | 0 | 0 | 0.0 | 0.0 | 0.0 | 0.0 |

Scoring and Total Offense

| SEASON | TEAM | gp | Scoring | | | | | | | | Total Offense | | | | | |
|---------------------|------|-----------|----------|----------|----------|----------|----------|----------|----------|----------|---------------|----------|-----------|------------|------------|-------------|
| | | | td | rush | rcv | ret | pat | 2pat | fg | total | avg/g | rush | pass | total | avg/g | |
| 2019-20 | PSU | 12 | 3 | 3 | 0 | 0 | 0 | 0 | 0 | 0 | 18 | 1.5 | 294 | 0 | 294 | 24.5 |
| 2020-21 | PSU | 6 | 3 | 3 | 0 | 0 | 0 | 0 | 0 | 0 | 18 | 3.0 | 274 | 0 | 274 | 45.7 |
| 2021-22 | PSU | 9 | 0 | 0 | 0 | 0 | 0 | 0 | 0 | 0 | 0 | 0 | 61 | 0 | 61 | 6.8 |
| 2022-23 | PSU | 4 | 0 | 0 | 0 | 0 | 0 | 0 | 0 | 0 | 0 | 0 | 37 | 0 | 37 | 9.3 |
| 2023-24 | ND | 2 | 0 | 0 | 0 | 0 | 0 | 0 | 0 | 0 | 0 | 0 | 5 | 0 | 5 | 2.5 |
| TOTAL FOR ND | | 2 | 0 | 0 | 0 | 0 | 0 | 0 | 0 | 0 | 0 | 0 | 5 | 0 | 5 | 2.5 |
| TOTAL | | 33 | 6 | 6 | 0 | 0 | 0 | 0 | 0 | 0 | 0 | 0 | 36 | 1.1 | 671 | 20.3 |

Punting and All Purpose

| SEASON | TEAM | gp | Punting | | | | All Purpose | | | | | | | |
|---------------------|------|-----------|----------|----------|----------|------------|-------------|------------|----------|------------|----------|-------------|-------------|-------------|
| | | | no. | yds | lg | avg/g | rush | rcv | pr | kr | lr | total | avg/g | |
| 2019-20 | PSU | 12 | 0 | 0 | 0 | 0.0 | 294 | 30 | 0 | 0 | 0 | 324 | 27.0 | |
| 2020-21 | PSU | 6 | 0 | 0 | 0 | 0.0 | 274 | 24 | 0 | 0 | 93 | 391 | 65.2 | |
| 2021-22 | PSU | 9 | 0 | 0 | 0 | 0.0 | 61 | 18 | 0 | 0 | 191 | 0 | 270 | 30.0 |
| 2022-23 | PSU | 4 | 0 | 0 | 0 | 0.0 | 37 | 31 | 0 | 0 | 0 | 0 | 68 | 17.0 |
| 2023-24 | ND | 2 | 0 | 0 | 0 | 0.0 | 5 | 9 | 0 | 0 | 8 | 0 | 22 | 11.0 |
| TOTAL FOR ND | | 2 | 0 | 0 | 0 | 0.0 | 5 | 9 | 0 | 0 | 8 | 0 | 22 | 11.0 |
| TOTAL | | 33 | 0 | 0 | 0 | 0.0 | 671 | 112 | 0 | 292 | 0 | 1075 | 32.6 | |

Tackles

| SEASON | TEAM | GP | Tackles | | | | | | | Interceptions | | Receptions | | | | | | | |
|---------|------|----|---------|---|-------|-----|----|----|----|---------------|-------|------------|-----|-----|----|----|-------|-------|-------|
| | | | ua | a | total | tfl | pd | ff | fr | blk | sacks | int | rec | yds | td | lg | rec/g | yds/r | yds/g |
| 2019-20 | PSU | 12 | 0 | 0 | 0 | 0-0 | 0 | 0 | 0 | 0 | 0 | 0 | 5 | 30 | 0 | 15 | 0.4 | 6.0 | 2.5 |
| 2020-21 | PSU | 6 | 0 | 0 | 0 | 0-0 | 0 | 0 | 0 | 1 | 0 | 0 | 7 | 24 | 0 | 8 | 1.2 | 3.4 | 4.0 |
| 2021-22 | PSU | 9 | 0 | 0 | 0 | 0-0 | 0 | 0 | 0 | 0 | 0 | 0 | 3 | 18 | 0 | 9 | 0.3 | 6.0 | 2.0 |
| 2022-23 | PSU | 4 | 1 | 0 | 1 | 0-0 | 0 | 0 | 0 | 0 | 0 | 0 | 5 | 31 | 0 | 12 | 1.3 | 6.2 | 7.8 |
| 2023-24 | ND | | | | | | | | | | | | | | | | | | |



29
CHRISTIAN GRAY

CB • 5-11 3/4, 189 lbs • Freshman/Freshman
St. Louis, MO (De Smet)

Tackles

| SEASON | TEAM | GP | Tackles | | | | | | | Interceptions | | Receptions | | | | | | |
|--------------|------|----------|----------|----------|----------|------------|----------|----------|----------|---------------|----------|------------|----------|----------|------------|------------|------------|-------|
| | | | ua | a | total | tfl | pd | ff | fr | blk | sacks | int | rec | yds | td | lg | rec/g | yds/r |
| 2023-24 | ND | 2 | 0 | 0 | 0 | 0-0 | 0 | 0 | 0 | 0 | 0 | 0 | 0 | 0 | 0 | 0.0 | 0.0 | 0.0 |
| TOTAL | | 2 | 0 | 0 | 0 | 0-0 | 0 | 0 | 0 | 0 | 0 | 0 | 0 | 0 | 0.0 | 0.0 | 0.0 | |

| Date | Opponent | Tackles | | | | | Sacks | | Fumble | | Pass Defense | | | blkd | | PAT attempts | | | off | |
|------------|---------------|----------|----------|----------|--------------|------------|----------|------------|----------|------------|--------------|----------|----------|------------|----------|--------------|------------|----------|----------|----------|
| | | ua | a | total | tfl-yds | no-yds | ff | fr-yds | int-yds | qbh | brup | kick | kick | rush | rcv | saf | pnts | | | |
| 08/26/2023 | vs Navy | 0 | 0 | 0 | 0-0-0 | 0-0 | 0 | 0-0 | 0 | 0-0 | 0 | 0 | 0 | 0-0 | 0 | 0 | 0-0 | 0 | 0 | 0 |
| 09/02/2023 | Tennessee St. | 0 | 0 | 0 | 0-0-0 | 0-0 | 0 | 0-0 | 0 | 0-0 | 0 | 0 | 0 | 0-0 | 0 | 0 | 0-0 | 0 | 0 | 0 |
| | | 0 | 0 | 0 | 0-0-0 | 0-0 | 0 | 0-0 | 0 | 0-0 | 0 | 0 | 0 | 0-0 | 0 | 0 | 0-0 | 0 | 0 | 0 |



19
JADEN GREATHOUSE

WR • 6-1, 201 lbs • Freshman/Freshman
Austin, TX (Westlake)

Tackles

| SEASON | TEAM | GP | Tackles | | | | | | | Interceptions | | Receptions | | | | | | |
|--------------|------|----------|----------|----------|----------|--------------|----------|----------|----------|---------------|----------|------------|----------|----------|------------|------------|------------|-------|
| | | | ua | a | total | tfl | pd | ff | fr | blk | sacks | int | rec | yds | td | lg | rec/g | yds/r |
| 2023-24 | ND | 2 | 0 | 0 | 0 | 0-0-0 | 0 | 0 | 0 | 0 | 0 | 0 | 0 | 0 | 0 | 0.0 | 0.0 | 0.0 |
| TOTAL | | 2 | 0 | 0 | 0 | 0-0-0 | 0 | 0 | 0 | 0 | 0 | 0 | 0 | 0 | 0.0 | 0.0 | 0.0 | |

Single Game Highs

| Statistic | Value | |
|-----------------------|-------|------------------|
| Receptions | 3 | vs Navy 08/26/23 |
| Receptions Yards | 68 | vs Navy 08/26/23 |
| Receptions Touchdowns | 2 | vs Navy 08/26/23 |
| Longest Reception | 35 | vs Navy 08/26/23 |

| Date | Opponent | Rushing | | | Receiving | | | Passing | | | Kick Returns | | | Punt Returns | | | all | | | | |
|------------|---------------|----------|----------|----------|-----------|-----------|----------|-----------|--------------|----------|--------------|----------|----------|--------------|----------|----------|----------|----------|----------|----------|----------|
| | | no. | yds | td | lg | no. | yds | td | lg | cmp | att | int | yds | td | lg | no. | | yds | td | lg | purp |
| 08/26/2023 | vs Navy | 0 | 0 | 0 | 3 | 68 | 2 | 35 | 0-0-0 | 0 | 0 | 0 | 0 | 0 | 0 | 0 | 0 | 0 | 0 | 0 | 68 |
| 09/02/2023 | Tennessee St. | 0 | 0 | 0 | 2 | 30 | 0 | 24 | 0-0-0 | 0 | 0 | 0 | 0 | 0 | 0 | 0 | 0 | 0 | 0 | 0 | 30 |
| | | 0 | 0 | 0 | 5 | 98 | 2 | 35 | 0-0-0 | 0 | 0 | 0 | 0 | 0 | 0 | 0 | 0 | 0 | 0 | 0 | 0 |

| Games | Avg/ rush | Avg/ catch | Pass effic | KR avg | PR avg | All purpose avg/game | Total offense avg/game |
|-------|-----------|------------|------------|--------|--------|----------------------|------------------------|
| 2 | 0.0 | 19.6 | 0.0 | 0.0 | 0.0 | 49.0 | 0.0 |



13
THOMAS HARPER

S • 5-10 5/8, 193 lbs • Graduate Student/Senior
Knoxville, TN (Karns/Oklahoma State)

Punting and All Purpose

| SEASON | TEAM | gp | Punting | | | | All Purpose | | | | | | | | | | |
|---------------------|------|-----------|----------|----------|----------|------------|-------------|----------|----------|----------|----------|-----------|-----------|-----------|------------|------------|--|
| | | | no. | yds | lg | avg/g | rush | rcv | pr | kr | lr | total | avg/g | | | | |
| 2019-20 | OSU | 12 | 0 | 0 | 0 | 0.0 | 0 | 0 | 0 | 0 | 0 | 22 | 0 | 0 | 22 | 1.8 | |
| 2020-21 | OSU | 11 | 0 | 0 | 0 | 0.0 | 0 | 0 | 0 | 0 | 0 | 0 | 0 | 0 | 0 | 0.0 | |
| 2021-22 | OSU | 12 | 0 | 0 | 0 | 0.0 | 0 | 0 | 0 | 0 | 0 | 0 | 0 | 0 | 0 | 0.0 | |
| 2022-23 | OSU | 7 | 0 | 0 | 0 | 0.0 | 0 | 0 | 0 | 0 | 0 | 11 | 11 | 11 | 1.6 | | |
| 2023-24 | ND | 2 | 0 | 0 | 0 | 0.0 | 0 | 0 | 0 | 0 | 0 | 0 | 0 | 0 | 0 | 0.0 | |
| TOTAL FOR ND | | 2 | 0 | 0 | 0 | 0.0 | 0 | 0 | 0 | 0 | 0 | 0 | 0 | 0 | 0 | 0.0 | |
| TOTAL | | 44 | 0 | 0 | 0 | 0.0 | 0 | 0 | 0 | 0 | 0 | 22 | 11 | 33 | 0.8 | | |

Tackles

| SEASON | TEAM | GP | Tackles | | | | | | | Interceptions | | Receptions | | | | | | |
|---------------------|------|-----------|-----------|-----------|-----------|-------------|----------|----------|----------|---------------|----------|------------|----------|----------|------------|------------|------------|-------|
| | | | ua | a | total | tfl | pd | ff | fr | blk | sacks | int | rec | yds | td | lg | rec/g | yds/r |
| 2019-20 | OSU | 12 | 9 | 4 | 13 | 1-2 | 0 | 0 | 0 | 0 | 0 | 0 | 0 | 0 | 0 | 0.0 | 0.0 | 0.0 |
| 2020-21 | OSU | 11 | 26 | 4 | 30 | 1-2 | 3 | 0 | 1 | 0 | 0 | 1 | 0 | 0 | 0 | 0.0 | 0.0 | 0.0 |
| 2021-22 | OSU | 12 | 12 | 8 | 20 | 1.5-2 | 1 | 1 | 0 | 0 | 0 | 0 | 0 | 0 | 0 | 0.0 | 0.0 | 0.0 |
| 2022-23 | OSU | 7 | 17 | 13 | 30 | 1.5-5 | 2 | 0 | 0 | 0 | 0 | 1 | 0 | 0 | 0 | 0.0 | 0.0 | 0.0 |
| 2023-24 | ND | 2 | 3 | 1 | 4 | 1-3 | 0 | 0 | 0 | 0 | 0 | 0 | 0 | 0 | 0 | 0.0 | 0.0 | 0.0 |
| TOTAL FOR ND | | 2 | 3 | 1 | 4 | 1-3 | 0 | 0 | 0 | 0 | 0 | 0 | 0 | 0 | 0.0 | 0.0 | 0.0 | |
| TOTAL | | 44 | 67 | 30 | 97 | 6-14 | 6 | 1 | 1 | 0 | 0 | 2 | 0 | 0 | 0.0 | 0.0 | 0.0 | |

Single Game Highs

| Statistic | Value | |
|------------------------|-------|-------------------------------------|
| Longest Kick Return | 22 | at West Virginia 11/23/19 |
| Total Tackles | 8 | vs Texas Tech 10/08/22 |
| Total Tackles For Loss | 1.5 | at Baylor 10/01/22 |
| Total Interceptions | 1 | at TCU 12/05/20, at Baylor 10/01/22 |

| Date | Opponent | Tackles | | | | | Sacks | | Fumble | | Pass Defense | | | blkd | | PAT attempts | | | off |
|------------|---------------|----------|----------|----------|--------------|------------|----------|------------|----------|------------|--------------|----------|----------|------------|----------|--------------|----------|----------|----------|
| | | ua | a | total | tfl-yds | no-yds | ff | fr-yds | int-yds | qbh | brup | kick | kick | rush | rcv | saf | pnts | | |
| 08/26/2023 | vs Navy | 1 | 0 | 1 | 0-0-0 | 0-0 | 0 | 0-0 | 0 | 0-0 | 0 | 0 | 0 | 0 | 0-0 | 0 | 0 | 0 | 0 |
| 09/02/2023 | Tennessee St. | 2 | 1 | 3 | 1.0-3 | 0-0 | 0 | 0-0 | 0 | 0-0 | 0 | 0 | 0 | 0-0 | 0 | 0 | 0 | 0 | 0 |
| | | 3 | 1 | 4 | 1.0-3 | 0-0 | 0 | 0-0 | 0 | 0-0 | 0 | 0 | 0 | 0-0 | 0 | 0 | 0 | 0 | 0 |



5
CAM HART

CB • 6-2 1/2, 207 lbs • Graduate Student/Senior
Baltimore, MD (Good Counsel)


Tackles

| SEASON | TEAM | GP | Tackles | | | | | | | Interceptions | | Receptions | | | | | | |
|--------------|------|-----------|-----------|-----------|-----------|-------------|-----------|----------|----------|---------------|----------|------------|----------|----------|------------|------------|------------|-------|
| | | | ua | a | total | tfl | pd | ff | fr | blk | sacks | int | rec | yds | td | lg | rec/g | yds/r |
| 2019-20 | ND | 3 | 0 | 0 | 0 | 0-0-0 | 0 | 0 | 0 | 0 | 0 | 0 | 0 | 0 | 0 | 0.0 | 0.0 | 0.0 |
| 2020-21 | ND | 8 | 2 | 1 | 3 | 0-0 | 2 | 0 | 0 | 0 | 0 | 0 | 0 | 0 | 0 | 0.0 | 0.0 | 0.0 |
| 2021-22 | ND | 13 | 25 | 17 | 42 | 4-16 | 7 | 0 | 0 | 0 | 0 | 2 | 0 | 0 | 0 | 0.0 | 0.0 | 0.0 |
| 2022-23 | ND | 11 | 17 | 8 | 25 | 3-7 | 4 | 0 | 0 | 0 | 0 | 0 | 0 | 0 | 0 | 0.0 | 0.0 | 0.0 |
| 2023-24 | ND | 2 | 1 | 2 | 3 | 1-2 | 1 | 1 | 0 | 0 | 0 | 0 | 0 | 0 | 0 | 0.0 | 0.0 | 0.0 |
| TOTAL | | 37 | 45 | 28 | 73 | 8-25 | 14 | 1 | 0 | 0 | 0 | 2 | 0 | 0 | 0.0 | 0.0 | 0.0 | |

Single Game Highs

| Statistic | Value | |
|------------------------|-------|-----------------------|
| Total Tackles | 7 | vs Toledo 09/11/21 |
| Total Tackles For Loss | 2 | at Stanford 11/27/21 |
| Total Interceptions | 2 | vs Wisconsin 09/25/21 |

| Date | Opponent | Tackles | | | | | Sacks | | Fumble | | Pass Defense | | | blkd | | PAT attempts | | | off |
|------------|---------------|----------|----------|----------|--------------|------------|----------|------------|----------|------------|--------------|----------|----------|------------|----------|--------------|----------|----------|----------|
| | | ua | a | total | tfl-yds | no-yds | ff | fr-yds | int-yds | qbh | brup | kick | kick | rush | rcv | saf | pnts | | |
| 08/26/2023 | vs Navy | 1 | 1 | 2 | 1.0-2 | 0-0 | 1 | 0-0 | 0 | 0-0 | 0 | 0 | 0 | 0-0 | 0 | 0 | 0 | 0 | 0 |
| 09/02/2023 | Tennessee St. | 0 | 1 | 1 | 0-0-0 | 0-0 | 0 | 0-0 | 0 | 0-0 | 0 | 1 | 0 | 0-0 | 0 | 0 | 0 | 0 | 0 |
| | | 1 | 2 | 3 | 1.0-2 | 0-0 | 1 | 0-0 | 0 | 0-0 | 0 | 1 | 0 | 0-0 | 0 | 0 | 0 | 0 | 0 |



24
JACK KISER

LB • 6-1 5/8, 232 lbs • Graduate Student/Senior
Royal Center, IN (Pioneer)



8
MARIST LIUFU

LB • 6-2 1/4, 239 lbs • Graduate Student/Senior
Kalihi, HI (Punahou)

Tackles

| SEASON | TEAM | GP | Tackles | | | | | | | Interceptions | | Receptions | | | | | |
|--------------|------|-----------|-----------|-----------|------------|---------------|----------|----------|----------|---------------|------------|------------|----------|----------|------------|------------|-------|
| | | | ua | a | total | tfl | pd | ff | blk | sacks | int | rec | yds | td | lg | rec/g | yds/r |
| 2019-20 | ND | 4 | 0 | 0 | 0 | 0-0 | 0 | 0 | 0 | 0 | 0 | 0 | 0 | 0 | 0.0 | 0.0 | 0.0 |
| 2020-21 | ND | 10 | 16 | 4 | 20 | 3-5 | 0 | 0 | 0 | 0 | 1 | 0 | 0 | 0 | 0.0 | 0.0 | |
| 2021-22 | ND | 13 | 26 | 19 | 45 | 1-3 | 5 | 2 | 0 | 0 | 2 | 0 | 0 | 0 | 0.0 | 0.0 | |
| 2022-23 | ND | 13 | 28 | 30 | 58 | 5-5-19 | 0 | 1 | 0 | 1 | 2.5 | 0 | 0 | 0 | 0.0 | 0.0 | |
| 2023-24 | ND | 2 | 8 | 2 | 10 | 0-0 | 0 | 0 | 0 | 0 | 0 | 0 | 0 | 0 | 0.0 | 0.0 | |
| TOTAL | | 42 | 78 | 55 | 133 | 9.5-27 | 5 | 3 | 0 | 1 | 2.5 | 3 | 0 | 0 | 0.0 | 0.0 | |

Single Game Highs

| Statistic | Value | |
|------------------------|-------|---|
| Total Tackles | 9 | vs Marshall 09/10/22 |
| Total Sacks | 1 | vs Marshall 09/10/22, vs Boston College 11/19/22 |
| Total Tackles For Loss | 2 | vs South Fla. 09/19/20 |
| Total Interceptions | 1 | at Boston College 11/14/20, vs Wisconsin 09/25/21, vs Georgia Tech 11/20/21 |

| Date | Opponent | ua | a | total | Sacks | Fumble | Pass Defense | blkd | PAT attempts | off |
|--------------|---------------|----------|----------|-----------|--------------|------------|--------------|----------|--------------|----------|
| 08/26/2023 | vs Navy | 6 | 2 | 8 | 0-0-0 | 0-0 | 0-0 | 1 | 0 | 0 |
| 09/02/2023 | Tennessee St. | 2 | 0 | 2 | 0-0-0 | 0-0 | 0-0 | 0 | 0 | 0 |
| TOTAL | | 8 | 2 | 10 | 0-0-0 | 0-0 | 0-0 | 1 | 0 | 0 |

Tackles

| SEASON | TEAM | GP | Tackles | | | | | | | Interceptions | | Receptions | | | | |
|--------------|------|-----------|-----------|-----------|-----------|-------------|----------|----------|----------|---------------|----------|------------|----------|----------|------------|------------|
| | | | ua | a | total | tfl | pd | ff | blk | sacks | int | rec | yds | td | lg | rec/g |
| 2019-20 | ND | 4 | 0 | 0 | 0 | 0-0 | 0 | 0 | 0 | 0 | 0 | 0 | 0 | 0 | 0.0 | 0.0 |
| 2020-21 | ND | 10 | 10 | 13 | 23 | 1.5-2 | 0 | 0 | 1 | 0 | 0.5 | 0 | 0 | 0 | 0.0 | 0.0 |
| 2022-23 | ND | 13 | 22 | 29 | 51 | 4.5-14 | 1 | 0 | 1 | 0 | 0.5 | 1 | 0 | 0 | 0.0 | 0.0 |
| 2023-24 | ND | 2 | 6 | 4 | 10 | 0-0 | 0 | 1 | 0 | 0 | 0 | 0 | 0 | 0 | 0.0 | 0.0 |
| TOTAL | | 29 | 38 | 46 | 84 | 6-16 | 1 | 1 | 2 | 0 | 1 | 1 | 0 | 0 | 0.0 | 0.0 |

Single Game Highs

| Statistic | Value | |
|------------------------|-------|--|
| Total Tackles | 8 | vs Navy 11/12/22 |
| Total Sacks | 0.5 | at North Carolina 11/27/20, at North Carolina 09/24/22 |
| Total Tackles For Loss | 2 | vs UNLV 10/22/22 |
| Total Interceptions | 1 | at Syracuse 10/29/22 |

| Date | Opponent | ua | a | total | Sacks | Fumble | Pass Defense | blkd | PAT attempts | off |
|--------------|---------------|----------|----------|-----------|--------------|------------|--------------|----------|--------------|----------|
| 08/26/2023 | vs Navy | 4 | 3 | 7 | 0-0-0 | 0-0 | 0-0 | 1 | 0 | 0 |
| 09/02/2023 | Tennessee St. | 2 | 1 | 3 | 0-0-0 | 0-0 | 0-0 | 0 | 0 | 0 |
| TOTAL | | 6 | 4 | 10 | 0-0-0 | 0-0 | 0-0 | 1 | 0 | 0 |



6
CLARENCE LEWIS

CB • 5-11 1/2, 202 lbs • Senior/Senior
Edison, NJ (Mater Dei)



12
JEREMIAH LOVE

RB • 5-11 7/8, 197 lbs • Freshman/Freshman
St. Louis, MO (Christian Brothers)

Tackles

| SEASON | TEAM | GP | Tackles | | | | | | | Interceptions | | Receptions | | | | |
|--------------|------|-----------|-----------|-----------|------------|-------------|-----------|----------|----------|---------------|----------|------------|----------|----------|------------|------------|
| | | | ua | a | total | tfl | pd | ff | blk | sacks | int | rec | yds | td | lg | rec/g |
| 2020-21 | ND | 11 | 29 | 4 | 33 | 1-3 | 7 | 1 | 0 | 0 | 0 | 0 | 0 | 0 | 0.0 | 0.0 |
| 2021-22 | ND | 13 | 44 | 9 | 53 | 2-11 | 4 | 1 | 0 | 0 | 1 | 0 | 0 | 0 | 0.0 | 0.0 |
| 2022-23 | ND | 13 | 23 | 6 | 29 | 1-2 | 4 | 1 | 1 | 0 | 1 | 0 | 0 | 0 | 0.0 | 0.0 |
| 2023-24 | ND | 2 | 1 | 0 | 1 | 0-0 | 0 | 0 | 0 | 0 | 1 | 0 | 0 | 0 | 0.0 | 0.0 |
| TOTAL | | 39 | 97 | 19 | 116 | 4-16 | 15 | 3 | 1 | 1 | 1 | 3 | 0 | 0 | 0.0 | 0.0 |

Single Game Highs

| Statistic | Value | |
|------------------------|-------|--|
| Total Tackles | 12 | vs Syracuse 12/05/20 |
| Total Sacks | 1 | at Virginia 11/13/21 |
| Total Tackles For Loss | 1 | 4 times |
| Total Interceptions | 1 | at Florida St. 09/05/21, vs Navy 11/12/22, vs Tennessee St. 09/02/23 |

| Date | Opponent | ua | a | total | Sacks | Fumble | Pass Defense | blkd | PAT attempts | off |
|--------------|---------------|----------|----------|----------|--------------|------------|--------------|----------|--------------|----------|
| 08/26/2023 | vs Navy | 0 | 0 | 0 | 0-0-0 | 0-0 | 0-0 | 0 | 0 | 0 |
| 09/02/2023 | Tennessee St. | 1 | 0 | 1 | 0-0-0 | 0-0 | 1-33 | 0 | 0 | 0 |
| TOTAL | | 1 | 0 | 1 | 0-0-0 | 0-0 | 1-33 | 0 | 0 | 0 |

Rushing and Passing

| SEASON | TEAM | gp | Rushing | | | | | | Passing | | | | | | | |
|--------------|------|----------|----------|-----------|----------|-----------|------------|-------------|--------------|----------|----------|----------|------------|------------|------------|------------|
| | | | att | yds | td | lg | avg/c | avg/g | comp | att | yds | td | lg | pct | avg/p | avg/g |
| 2023-24 | ND | 2 | 9 | 86 | 1 | 36 | 9.6 | 43.0 | 0 | 0 | 0 | 0 | 0.0 | 0.0 | 0.0 | 0.0 |
| TOTAL | | 2 | 9 | 86 | 1 | 36 | 9.6 | 43.0 | 0-0-0 | 0 | 0 | 0 | 0.0 | 0.0 | 0.0 | 0.0 |

| Date | Opponent | Rushing no. | Rushing yds | Rushing td | Rushing lg | Receiving no. | Receiving yds | Receiving td | Receiving lg | Passing cmp | Passing att | Passing yds | Passing td | Passing lg | Kick Returns no. | Kick Returns yds | Kick Returns td | Punt Returns no. | Punt Returns yds | Punt Returns td | all purp |
|--------------|---------------|-------------|-------------|------------|------------|---------------|---------------|--------------|--------------|--------------|-------------|-------------|------------|------------|------------------|------------------|-----------------|------------------|------------------|-----------------|-----------|
| 08/26/2023 | vs Navy | 4 | 40 | 0 | 21 | 0 | 0 | 0 | 0 | 0-0 | 0 | 0 | 0 | 0 | 0 | 0 | 0 | 0 | 0 | 0 | 40 |
| 09/02/2023 | Tennessee St. | 5 | 46 | 1 | 36 | 1 | 4 | 0 | 4 | 0-0-0 | 0 | 0 | 0 | 0 | 0 | 0 | 0 | 0 | 0 | 0 | 50 |
| TOTAL | | 9 | 86 | 1 | 36 | 1 | 4 | 0 | 4 | 0-0-0 | 0 | 0 | 0 | 0 | 0 | 0 | 0 | 0 | 0 | 0 | 86 |

| Games | Avg/ rush | Avg/ catch | Pass effc | KR avg | PR avg | All purpose avg/game | Total offense avg/game |
|-------|-----------|------------|-----------|--------|--------|----------------------|------------------------|
| 2 | 9.6 | 4.0 | 0.0 | 0.0 | 0.0 | 45.0 | 43.0 |



20
BENJAMIN MORRISON

CB • 6-0 1/4, 185 lbs • Sophomore/Sophomore
Phoenix, AZ (Brophy Prep)



31
NANA OSAFO-MENSAH

DL • 6-3 1/8, 264 lbs • Graduate Student/Senior
Fort Worth, TX (Nolan Catholic)

Tackles

| SEASON | TEAM | GP | Tackles | | | | | | | Interceptions | | | Receptions | | | | | | |
|--------------|------|-----------|-----------|-----------|-----------|------------|----------|----------|----------|---------------|----------|----------|------------|----------|----------|------------|------------|------------|-----|
| | | | ua | a | total | tfl | pd | ff | blk | sacks | int | rec | yds | td | lg | rec/g | yds/r | yds/g | |
| 2022-23 | ND | 13 | 22 | 11 | 33 | 1-2 | 4 | 0 | 0 | 0 | 0 | 6 | 0 | 0 | 0 | 0 | 0.0 | 0.0 | 0.0 |
| 2023-24 | ND | 2 | 3 | 0 | 3 | 0-0 | 1 | 0 | 0 | 0 | 0 | 0 | 0 | 0 | 0 | 0.0 | 0.0 | 0.0 | |
| TOTAL | | 15 | 25 | 11 | 36 | 1-2 | 5 | 0 | 0 | 0 | 0 | 6 | 0 | 0 | 0 | 0.0 | 0.0 | 0.0 | |

Single Game Highs

| Statistic | Value | |
|------------------------|-------|----------------------------|
| Total Tackles | 7 | vs Clemson 11/05/22 |
| Total Tackles For Loss | 1 | vs Navy 11/12/22 |
| Total Interceptions | 3 | vs Boston College 11/19/22 |

| Date | Opponent | Tackles | | | Sacks | Fumble | Pass Defense | | | blkd | PAT attempts | | | off | | |
|------------|---------------|----------|----------|----------|--------------|------------|--------------|----------|------------|----------|--------------|----------|------------|----------|----------|----------|
| | | ua | a | total | tfl-yds | no-yds | ff | fr | blk | brup | kick | kick | rush | rcv | saf | pts |
| 08/26/2023 | vs Navy | 2 | 0 | 2 | 0.0-0 | 0-0 | 0 | 0 | 0-0 | 0 | 0 | 0-0 | 0 | 0 | 0 | 0 |
| 09/02/2023 | Tennessee St. | 1 | 0 | 1 | 0.0-0 | 0-0 | 0 | 0 | 0-0 | 0 | 1 | 0 | 0-0 | 0 | 0 | 0 |
| | | 3 | 0 | 3 | 0.0-0 | 0-0 | 0 | 0 | 0-0 | 0 | 1 | 0 | 0-0 | 0 | 0 | 0 |

Tackles

| SEASON | TEAM | GP | Tackles | | | | | | | Interceptions | | | Receptions | | | | |
|--------------|------|-----------|-----------|-----------|-----------|---------------|----------|----------|----------|---------------|----------|----------|------------|----------|------------|------------|------------|
| | | | ua | a | total | tfl | pd | ff | blk | sacks | int | rec | yds | td | lg | rec/g | yds/r |
| 2019-20 | ND | 2 | 0 | 1 | 1 | 0-0 | 0 | 0 | 0 | 0 | 0 | 0 | 0 | 0 | 0.0 | 0.0 | 0.0 |
| 2021-22 | ND | 12 | 5 | 8 | 13 | 2.5-10 | 0 | 0 | 0 | 0 | 2 | 0 | 0 | 0 | 0.0 | 0.0 | 0.0 |
| 2022-23 | ND | 13 | 8 | 6 | 14 | 1-8 | 0 | 1 | 0 | 0 | 0 | 0 | 0 | 0 | 0.0 | 0.0 | 0.0 |
| 2023-24 | ND | 2 | 4 | 0 | 4 | 1-24 | 0 | 0 | 0 | 0 | 0 | 0 | 0 | 0 | 0.0 | 0.0 | 0.0 |
| TOTAL | | 29 | 17 | 15 | 32 | 4.5-42 | 0 | 1 | 0 | 0 | 2 | 0 | 0 | 0 | 0.0 | 0.0 | 0.0 |

Single Game Highs

| Statistic | Value | |
|------------------------|-------|--|
| Total Tackles | 3 | vs Stanford 10/15/21, vs South Carolina 12/30/22, vs Navy 08/26/23 |
| Total Sacks | 1 | vs Purdue 09/18/21, vs North Carolina 10/30/21 |
| Total Tackles For Loss | 1 | 4 times |

| Date | Opponent | Tackles | | | Sacks | Fumble | Pass Defense | | | blkd | PAT attempts | | | off | | |
|------------|---------------|----------|----------|----------|---------------|------------|--------------|------------|----------|----------|--------------|------------|----------|----------|----------|----------|
| | | ua | a | total | tfl-yds | no-yds | ff | fr | blk | brup | kick | kick | rush | rcv | saf | pts |
| 08/26/2023 | vs Navy | 3 | 0 | 3 | 1.0-24 | 0-0 | 0 | 0-0 | 0 | 0 | 0 | 0-0 | 0 | 0 | 0 | 0 |
| 09/02/2023 | Tennessee St. | 1 | 0 | 1 | 0.0-0 | 0-0 | 0 | 0-0 | 1 | 0 | 0 | 0-0 | 0 | 0 | 0 | 0 |
| | | 4 | 0 | 4 | 1.0-24 | 0-0 | 0 | 0-0 | 1 | 0 | 0 | 0-0 | 0 | 0 | 0 | 0 |



47
JASON ONYE

DL • 6-5, 294 lbs • Junior/Sophomore
North Providence, RI (Bishop Hendricken)

Tackles

| SEASON | TEAM | GP | Tackles | | | | | | | Interceptions | | | Receptions | | | | |
|--------------|------|----------|----------|----------|----------|------------|----------|----------|----------|---------------|----------|----------|------------|------------|------------|------------|-------|
| | | | ua | a | total | tfl | pd | ff | blk | sacks | int | rec | yds | td | lg | rec/g | yds/r |
| 2022-23 | ND | 1 | 0 | 2 | 2 | 0-0 | 0 | 0 | 0 | 0 | 0 | 0 | 0 | 0 | 0.0 | 0.0 | 0.0 |
| 2023-24 | ND | 2 | 4 | 3 | 7 | 0-0 | 0 | 0 | 0 | 1 | 0 | 0 | 0 | 0 | 0.0 | 0.0 | 0.0 |
| TOTAL | | 3 | 4 | 5 | 9 | 0-0 | 0 | 0 | 0 | 1 | 0 | 0 | 0 | 0.0 | 0.0 | 0.0 | |

Single Game Highs

| Statistic | Value | |
|---------------|-------|---------------------------|
| Total Tackles | 5 | vs Tennessee St. 09/02/23 |

| Date | Opponent | Tackles | | | Sacks | Fumble | Pass Defense | | | blkd | PAT attempts | | | off | | |
|------------|---------------|----------|----------|----------|--------------|------------|--------------|------------|----------|----------|--------------|------------|----------|----------|----------|----------|
| | | ua | a | total | tfl-yds | no-yds | ff | fr | blk | brup | kick | kick | rush | rcv | saf | pts |
| 08/26/2023 | vs Navy | 2 | 0 | 2 | 0.0-0 | 0-0 | 0 | 0-0 | 0 | 0 | 0 | 0-0 | 0 | 0 | 0 | 0 |
| 09/02/2023 | Tennessee St. | 2 | 3 | 5 | 0.0-0 | 0-0 | 0 | 0-0 | 0 | 0 | 1 | 0-0 | 0 | 0 | 0 | 0 |
| | | 4 | 3 | 7 | 0.0-0 | 0-0 | 0 | 0-0 | 0 | 0 | 1 | 0-0 | 0 | 0 | 0 | 0 |



**3
G'BRAN PAYNE**

RB • 5-9 1/8, 208 lbs • Sophomore/Freshman
Cincinnati, OH (LaSalle)

Rushing and Passing

| SEASON | TEAM | gp | Rushing | | | | | | | Passing | | | | | | |
|--------------|------|----------|-----------|-----------|----------|-----------|------------|-------------|--------------|----------|----------|------------|------------|------------|------------|-------|
| | | | att | yds | td | lg | avg/c | avg/g | comp-att-int | yds | td | lg | pct | avg/p | avg/g | effic |
| 2022-23 | ND | 4 | 2 | 5 | 0 | 3 | 2.5 | 1.3 | 0-0-0 | 0 | 0 | 0.0 | 0.0 | 0.0 | 0.0 | 0.0 |
| 2023-24 | ND | 2 | 12 | 58 | 0 | 12 | 4.8 | 29.0 | 0-0-0 | 0 | 0 | 0.0 | 0.0 | 0.0 | 0.0 | |
| TOTAL | | 6 | 14 | 63 | 0 | 12 | 4.5 | 10.5 | 0-0-0 | 0 | 0 | 0.0 | 0.0 | 0.0 | 0.0 | |

Scoring and Total Offense

| SEASON | TEAM | gp | Scoring | | | | | | | | | | Total Offense | | | |
|--------------|------|----------|----------|----------|----------|----------|----------|----------|----------|----------|----------|------------|---------------|----------|-----------|-------------|
| | | | td | rush | rcv | ret | pat | 2pat | fg | total | avg/g | rush | pass | total | avg/g | |
| 2022-23 | ND | 4 | 0 | 0 | 0 | 0 | 0 | 0 | 0 | 0 | 0 | 0 | 0 | 0 | 5 | 1.3 |
| 2023-24 | ND | 2 | 1 | 0 | 1 | 0 | 0 | 0 | 0 | 0 | 6 | 3.0 | 58 | 0 | 58 | 29.0 |
| TOTAL | | 6 | 1 | 0 | 1 | 0 | 0 | 0 | 0 | 0 | 6 | 1.0 | 63 | 0 | 63 | 10.5 |

Punting and All Purpose

| SEASON | TEAM | gp | Punting | | | | All Purpose | | | | | | |
|--------------|------|----------|----------|----------|----------|------------|-------------|-----------|----------|-----------|----------|------------|-------------|
| | | | no. | yds | lg | avg/g | rush | rcv | pr | kr | lr | total | avg/g |
| 2022-23 | ND | 4 | 0 | 0 | 0 | 0.0 | 5 | 0 | 0 | 0 | 0 | 5 | 1.3 |
| 2023-24 | ND | 2 | 0 | 0 | 0 | 0.0 | 58 | 40 | 0 | 41 | 0 | 139 | 69.5 |
| TOTAL | | 6 | 0 | 0 | 0 | 0.0 | 63 | 40 | 0 | 41 | 0 | 144 | 24.0 |

Tackles

| SEASON | TEAM | GP | Tackles | | | | | | | | Interceptions | | Receptions | | | | | |
|--------------|------|----------|----------|----------|----------|------------|----------|----------|----------|----------|---------------|----------|------------|----------|-----------|------------|-------------|------------|
| | | | ua | a | total | tfl | pd | ff | blk | sacks | int | rec | yds | td | lg | rec/g | yds/r | yds/g |
| 2022-23 | ND | 4 | 0 | 0 | 0 | 0-0 | 0 | 0 | 0 | 0 | 0 | 0 | 0 | 0 | 0 | 0 | 0.0 | 0.0 |
| 2023-24 | ND | 2 | 0 | 0 | 0 | 0-0 | 0 | 0 | 0 | 0 | 0 | 4 | 40 | 1 | 42 | 2.0 | 10.0 | 20.0 |
| TOTAL | | 6 | 0 | 0 | 0 | 0-0 | 0 | 0 | 0 | 0 | 0 | 4 | 40 | 1 | 42 | 0.7 | 10.0 | 6.7 |

Single Game Highs

| Statistic | Value | |
|-----------------------|-------|---|
| Rushing Attempts | 6 | vs Navy 08/26/23, vs Tennessee St. 09/02/23 |
| Rushing Yards Net | 31 | vs Navy 08/26/23 |
| Longest Rushing | 12 | vs Tennessee St. 09/02/23 |
| Receptions | 2 | vs Navy 08/26/23, vs Tennessee St. 09/02/23 |
| Receptions Yards | 45 | vs Tennessee St. 09/02/23 |
| Receptions Touchdowns | 1 | vs Tennessee St. 09/02/23 |
| Longest Reception | 42 | vs Tennessee St. 09/02/23 |
| Longest Kick Return | 24 | vs Navy 08/26/23 |

| Date | Opponent | Rushing | | | Receiving | | | Passing | | | Kick Returns | | | Punt Returns | | | all | | | | |
|------------|---------------|-----------|-----------|----------|-----------|----------|-----------|----------|-----------|--------------|--------------|----------|----------|--------------|-----------|----------|-----------|----------|----------|----------|-----------|
| | | no. | yds | td | lg | no. | yds | td | lg | comp-att-int | yds | td | lg | no. | yds | td | | lg | purp | | |
| 08/26/2023 | vs Navy | 6 | 31 | 0 | 9 | 2 | 5 | 0 | 0 | 0-0-0 | 0 | 0 | 0 | 2 | 41 | 0 | 24 | 0 | 0 | 0 | 67 |
| 09/02/2023 | Tennessee St. | 6 | 27 | 0 | 12 | 2 | 45 | 1 | 42 | 0-0-0 | 0 | 0 | 0 | 0 | 0 | 0 | 0 | 0 | 0 | 0 | 72 |
| | | 12 | 58 | 0 | 12 | 4 | 40 | 1 | 42 | 0-0-0 | 0 | 0 | 0 | 2 | 41 | 0 | 24 | 0 | 0 | 0 | 58 |

| Games | Avg/ rush | Avg/ catch | Pass effic | KR avg | PR avg | All purpose avg/game | Total offense avg/game |
|-------|-----------|------------|------------|--------|--------|----------------------|------------------------|
| 2 | 4.8 | 10.0 | 0.0 | 20.5 | 0.0 | 69.5 | 29.0 |



**24
JADARIAN PRICE**

DL • 6-5, 294 lbs • Junior/Sophomore
North Providence, RI (Bishop Hendricken)

Rushing and Passing

| SEASON | TEAM | gp | Rushing | | | | | | | Passing | | | | | | |
|--------------|------|----------|----------|-----------|----------|-----------|------------|-------------|--------------|----------|----------|------------|------------|------------|------------|-------|
| | | | att | yds | td | lg | avg/c | avg/g | comp-att-int | yds | td | lg | pct | avg/p | avg/g | effic |
| 2023-24 | ND | 2 | 6 | 30 | 1 | 19 | 5.0 | 15.0 | 0-0-0 | 0 | 0 | 0.0 | 0.0 | 0.0 | 0.0 | |
| TOTAL | | 2 | 6 | 30 | 1 | 19 | 5.0 | 15.0 | 0-0-0 | 0 | 0 | 0.0 | 0.0 | 0.0 | 0.0 | |

Scoring and Total Offense

| SEASON | TEAM | gp | Scoring | | | | | | | | | | Total Offense | | | | |
|--------------|------|----------|----------|----------|----------|----------|----------|----------|----------|----------|----------|-----------|---------------|-----------|----------|-----------|-------------|
| | | | td | rush | rcv | ret | pat | 2pat | fg | total | avg/g | rush | pass | total | avg/g | | |
| 2023-24 | ND | 2 | 2 | 1 | 1 | 0 | 0 | 0 | 0 | 0 | 0 | 12 | 6.0 | 30 | 0 | 30 | 15.0 |
| TOTAL | | 2 | 2 | 1 | 1 | 0 | 0 | 0 | 0 | 0 | 0 | 12 | 6.0 | 30 | 0 | 30 | 15.0 |

Punting and All Purpose

| SEASON | TEAM | gp | Punting | | | | All Purpose | | | | | | |
|--------------|------|----------|----------|----------|----------|------------|-------------|-----------|----------|----------|----------|-----------|-------------|
| | | | no. | yds | lg | avg/g | rush | rcv | pr | kr | lr | total | avg/g |
| 2023-24 | ND | 2 | 0 | 0 | 0 | 0.0 | 30 | 51 | 0 | 0 | 0 | 81 | 40.5 |
| TOTAL | | 2 | 0 | 0 | 0 | 0.0 | 30 | 51 | 0 | 0 | 0 | 81 | 40.5 |

Tackles

| SEASON | TEAM | GP | Tackles | | | | | | | | Interceptions | | Receptions | | | | | | |
|--------------|------|----------|----------|----------|----------|------------|----------|----------|----------|----------|---------------|----------|------------|-----------|----------|-----------|------------|-------------|-------------|
| | | | ua | a | total | tfl | pd | ff | blk | sacks | int | rec | yds | td | lg | rec/g | yds/r | yds/g | |
| 2023-24 | ND | 2 | 0 | 0 | 0 | 0-0 | 0 | 0 | 0 | 0 | 0 | 0 | 2 | 51 | 1 | 40 | 1.0 | 25.5 | 25.5 |
| TOTAL | | 2 | 0 | 0 | 0 | 0-0 | 0 | 0 | 0 | 0 | 0 | 0 | 2 | 51 | 1 | 40 | 1.0 | 25.5 | 25.5 |

Single Game Highs

| Statistic | Value | |
|-----------------------|-------|---------------------------|
| Rushing Attempts | 4 | vs Navy 08/26/23 |
| Rushing Yards Net | 25 | vs Navy 08/26/23 |
| Rushing Touchdowns | 1 | vs Navy 08/26/23 |
| Longest Rushing | 19 | vs Navy 08/26/23 |
| Receptions | 2 | vs Tennessee St. 09/02/23 |
| Receptions Yards | 51 | vs Tennessee St. 09/02/23 |
| Receptions Touchdowns | 1 | vs Tennessee St. 09/02/23 |
| Longest Reception | 40 | vs Tennessee St. 09/02/23 |

| Date | Opponent | Rushing | | | Receiving | | | Passing | | | Kick Returns | | | Punt Returns | | | all | | |
|------------|---------------|----------|-----------|----------|-----------|----------|-----------|----------|-----------|--------------|--------------|----------|----------|--------------|----------|----------|----------|----------|-----------|
| | | no. | yds | td | lg | no. | yds | td | lg | comp-att-int | yds | td | lg | no. | yds | td | | lg | purp |
| 08/26/2023 | vs Navy | 4 | 25 | 1 | 19 | 0 | 0 | 0 | 0 | 0-0-0 | 0 | 0 | 0 | 0 | 0 | 0 | 0 | 0 | 25 |
| 09/02/2023 | Tennessee St. | 2 | 5 | 0 | 9 | 2 | 51 | 1 | 40 | 0-0-0 | 0 | 0 | 0 | 0 | 0 | 0 | 0 | 0 | 56 |
| | | 6 | 30 | 1 | 19 | 2 | 51 | 1 | 40 | 0-0-0 | 0 | 0 | 0 | 0 | 0 | 0 | 0 | 0 | 30 |

| Games | Avg/ rush | Avg/ catch | Pass effic | KR avg | PR avg | All purpose avg/game | Total offense avg/game |
|-------|-----------|------------|------------|--------|--------|----------------------|------------------------|
| 2 | 5.0 | 25.5 | 0.0 | 0.0 | 0.0 | 40.5 | 15.0 |



38
DAVIS SHERWOOD

TE • 6-3, 238 lbs • Junior/Junior
Greensboro, NC (Good Counsel)

Tackles

| SEASON | TEAM | GP | Tackles | | | | | | | Interceptions | | | Receptions | | | | | |
|--------------|------|-----------|----------|----------|----------|------------|----------|----------|----------|---------------|----------|----------|------------|----------|------------|------------|------------|-------|
| | | | ua | a | total | tff | pd | ff | blk | sacks | int | rec | yds | td | lg | rec/g | yds/r | yds/g |
| 2021-22 | ND | 12 | 1 | 2 | 3 | 0-0 | 0 | 0 | 0 | 0 | 0 | 0 | 0 | 0 | 0 | 0.0 | 0.0 | 0.0 |
| 2022-23 | ND | 13 | 0 | 0 | 0 | 0-0 | 0 | 0 | 0 | 0 | 0 | 0 | 0 | 0 | 0.0 | 0.0 | 0.0 | |
| 2023-24 | ND | 2 | 0 | 0 | 0 | 0-0 | 0 | 0 | 0 | 0 | 0 | 0 | 0 | 0 | 0.0 | 0.0 | 0.0 | |
| TOTAL | | 27 | 1 | 2 | 3 | 0-0 | 0 | 0 | 0 | 0 | 0 | 0 | 0 | 0 | 0.0 | 0.0 | 0.0 | |

Single Game Highs

| Statistic | Value | |
|-------------------|-------|---|
| Total Passes | 1 | vs South Carolina 12/30/22 |
| Completed Passes | 1 | vs South Carolina 12/30/22 |
| Passes Yards | 20 | vs South Carolina 12/30/22 |
| Longest Pass | 20 | vs South Carolina 12/30/22 |
| Receptions | 1 | vs Tennessee St. 09/02/23 |
| Receptions Yards | 8 | vs Tennessee St. 09/02/23 |
| Longest Reception | 8 | vs Tennessee St. 09/02/23 |
| Total Tackles | 1 | at Virginia Tech 10/09/21, vs Georgia Tech 11/20/21, vs Navy 11/06/21 |

| Date | Opponent | Rushing | | | Receiving | | | Passing | | | Kick Returns | | | Punt Returns | | | all | | | | |
|------------|---------------|----------|----------|----------|-----------|----------|----------|----------|----------|------------|--------------|----------|----------|--------------|----------|----------|----------|----------|----------|----------|----------|
| | | no. | yds | td | lg | no. | yds | td | lg | cmp | att | int | yds | td | lg | no. | | yds | td | lg | purp |
| 08/26/2023 | vs Navy | 0 | 0 | 0 | 0 | 0 | 0 | 0 | 0-0 | 0 | 0 | 0 | 0 | 0 | 0 | 0 | 0 | 0 | 0 | 0 | 0 |
| 09/02/2023 | Tennessee St. | 0 | 0 | 0 | 0 | 1 | 8 | 0 | 8 | 0-0 | 0 | 0 | 0 | 0 | 0 | 0 | 0 | 0 | 0 | 0 | 8 |
| | | 0 | 0 | 0 | 0 | 1 | 8 | 0 | 8 | 0-0 | 0 | 0 | 0 | 0 | 0 | 0 | 0 | 0 | 0 | 0 | 0 |



3
JAYLEN SNEED

LB • 6-2, 222 lbs • Sophomore/Freshman
Hilton Head Island, SC (Hilton Head)

Tackles

| SEASON | TEAM | GP | Tackles | | | | | | | Interceptions | | | Receptions | | | | |
|--------------|------|----------|----------|----------|-----------|--------------|----------|----------|----------|---------------|----------|----------|------------|------------|------------|------------|-------|
| | | | ua | a | total | tff | pd | ff | blk | sacks | int | rec | yds | td | lg | rec/g | yds/r |
| 2022-23 | ND | 4 | 1 | 6 | 7 | 0.5-3 | 0 | 0 | 0 | 0 | 0 | 0 | 0 | 0 | 0.0 | 0.0 | 0.0 |
| 2023-24 | ND | 2 | 1 | 3 | 4 | 0-0 | 0 | 0 | 0 | 0 | 0 | 0 | 0 | 0 | 0.0 | 0.0 | 0.0 |
| TOTAL | | 6 | 2 | 9 | 11 | 0.5-3 | 0 | 0 | 0 | 0 | 0 | 0 | 0 | 0.0 | 0.0 | 0.0 | |

Single Game Highs

| Statistic | Value | |
|------------------------|-------|----------------------------|
| Total Tackles | 5 | vs Boston College 11/19/22 |
| Total Tackles For Loss | 0.5 | vs Boston College 11/19/22 |

| Date | Opponent | Tackles | | | Sacks | Fumble | Pass Defense | blk/d | PAT attempts | off | | | | | |
|------------|---------------|----------|----------|----------|------------|----------|--------------|------------|--------------|----------|----------|------------|----------|----------|----------|
| | | ua | a | total | ff | fr | int | yds | qbh | brup | kick | rush | rcv | sa | fpts |
| 08/26/2023 | vs Navy | 1 | 1 | 2 | 0-0 | 0 | 0 | 0-0 | 0 | 0 | 0 | 0 | 0 | 0 | 0 |
| 09/02/2023 | Tennessee St. | 0 | 2 | 2 | 0-0 | 0 | 0 | 0-0 | 1 | 0 | 0 | 0-0 | 0 | 0 | 0 |
| | | 1 | 3 | 4 | 0-0 | 0 | 0-0 | 0-0 | 1 | 0 | 0 | 0-0 | 0 | 0 | 0 |



32
SPENCER SHRADER

K • 6-1 3/8, 200 lbs • Graduate Student/Senior
Lithia, FL (Newsome/USF)

Rushing and Passing

| SEASON | TEAM | gp | Rushing | | | | | | Passing | | | | | | | | | |
|---------------------|------|-----------|----------|-----------|----------|-----------|-------------|------------|------------|----------|----------|----------|----------|------------|------------|------------|------------|------|
| | | | att | yds | td | lg | avg/c | avg/g | comp | att | int | yds | td | lg | pct | avg/p | avg/g | effc |
| 2019-20 | USF | 12 | 2 | 23 | 1 | 22 | 11.5 | 1.9 | 0-0 | 0 | 0 | 0 | 0 | 0 | 0.0 | 0.0 | 0.0 | 0.0 |
| 2020-21 | USF | 8 | 0 | 0 | 0 | 0 | 0.0 | 0.0 | 0-0 | 0 | 0 | 0 | 0 | 0.0 | 0.0 | 0.0 | 0.0 | |
| 2021-22 | USF | 12 | 0 | 0 | 0 | 0 | 0.0 | 0.0 | 0-0 | 0 | 0 | 0 | 0 | 0.0 | 0.0 | 0.0 | 0.0 | |
| 2022-23 | USF | 12 | 0 | 0 | 0 | 0 | 0.0 | 0.0 | 0-0 | 0 | 0 | 0 | 0 | 0.0 | 0.0 | 0.0 | 0.0 | |
| 2023-24 | ND | 2 | 0 | 0 | 0 | 0 | 0.0 | 0.0 | 0-0 | 0 | 0 | 0 | 0 | 0.0 | 0.0 | 0.0 | 0.0 | |
| TOTAL FOR ND | | 2 | 0 | 0 | 0 | 0 | 0.0 | 0.0 | 0-0 | 0 | 0 | 0 | 0 | 0.0 | 0.0 | 0.0 | 0.0 | |
| TOTAL | | 46 | 2 | 23 | 1 | 22 | 11.5 | 1.9 | 0-0 | 0 | 0 | 0 | 0 | 0.0 | 0.0 | 0.0 | 0.0 | |

Scoring and Total Offense

| SEASON | TEAM | gp | Scoring | | | | | | | | Total Offense | | | | |
|---------------------|------|-----------|----------|----------|----------|----------|------------|----------|-----------|------------|---------------|-----------|----------|------------|------------|
| | | | td | rush | rcv | ret | pat | 2pat | fg | total | avg/g | rush | pass | total | avg/g |
| 2019-20 | USF | 12 | 1 | 1 | 0 | 0 | 12 | 0 | 4 | 30 | 2.5 | 23 | 0 | 23 | 1.9 |
| 2020-21 | USF | 8 | 0 | 0 | 0 | 0 | 11 | 0 | 4 | 23 | 2.9 | 0 | 0 | 0.0 | |
| 2021-22 | USF | 12 | 0 | 0 | 0 | 0 | 35 | 0 | 11 | 68 | 5.7 | 0 | 0 | 0.0 | |
| 2022-23 | USF | 12 | 0 | 0 | 0 | 0 | 37 | 0 | 9 | 64 | 5.3 | 0 | 0 | 0.0 | |
| 2023-24 | ND | 2 | 0 | 0 | 0 | 0 | 13 | 0 | 0 | 13 | 6.5 | 0 | 0 | 0.0 | |
| TOTAL FOR ND | | 2 | 0 | 0 | 0 | 0 | 13 | 0 | 0 | 13 | 6.5 | 0 | 0 | 0.0 | |
| TOTAL | | 46 | 1 | 1 | 0 | 0 | 108 | 0 | 28 | 198 | 4.3 | 23 | 0 | 23 | 0.5 |

Punting and All Purpose

| SEASON | TEAM | gp | Punting | | | | All Purpose | | | | | | |
|---------------------|------|-----------|----------|-----------|-----------|-------------|-------------|----------|----------|----------|----------|-----------|------------|
| | | | no. | yds | lg | avg/g | rush | rcv | pr | kr | lr | total | avg/g |
| 2019-20 | USF | 12 | 1 | 36 | 36 | 36.0 | 23 | 0 | 0 | 0 | 0 | 23 | 1.9 |
| 2020-21 | USF | 8 | 0 | 0 | 0 | 0.0 | 0 | 0 | 0 | 0 | 0 | 0 | 0.0 |
| 2021-22 | USF | 12 | 0 | 0 | 0 | 0.0 | 0 | 7 | 0 | 0 | 0 | 7 | 0.6 |
| 2022-23 | USF | 12 | 0 | 0 | 0 | 0.0 | 0 | 0 | 0 | 0 | 0 | 0 | 0.0 |
| 2023-24 | ND | 2 | 0 | 0 | 0 | 0.0 | 0 | 0 | 0 | 0 | 0 | 0 | 0.0 |
| TOTAL FOR ND | | 2 | 0 | 0 | 0 | 0.0 | 0 | 0 | 0 | 0 | 0 | 0 | 0.0 |
| TOTAL | | 46 | 1 | 36 | 36 | 36.0 | 23 | 7 | 0 | 0 | 0 | 30 | 0.7 |

Tackles

| SEASON | TEAM | GP | Tackles | | | | | | | Interceptions | | | Receptions | | | | |
|---------------------|------|-----------|----------|----------|----------|------------|----------|----------|----------|---------------|----------|----------|------------|----------|----------|----------|------------|
| | | | ua | a | total | tff | pd | ff | blk | sacks | int | rec | yds | td | lg | rec/g | yds/r |
| 2019-20 | USF | 12 | 1 | 0 | 1 | 0-0 | 0 | 0 | 0 | 0 | 0 | 0 | 0 | 0 | 0.0 | 0.0 | 0.0 |
| 2020-21 | USF | 8 | 1 | 0 | 1 | 0-0 | 0 | 0 | 0 | 0 | 0 | 0 | 0 | 0.0 | 0.0 | 0.0 | |
| 2021-22 | USF | 12 | 0 | 0 | 0 | 0-0 | 0 | 0 | 0 | 0 | 0 | 1 | 7 | 0 | 7 | 0.1 | 7.0 |
| 2022-23 | USF | 12 | 0 | 0 | 0 | 0-0 | 0 | 0 | 0 | 0 | 0 | 0 | 0 | 0 | 0 | 0 | 0.0 |
| 2023-24 | ND | 2 | 0 | 0 | 0 | 0-0 | 0 | 0 | 0 | 0 | 0 | 0 | 0 | 0 | 0 | 0 | 0.0 |
| TOTAL FOR ND | | 2 | 0 | 0 | 0 | 0-0 | 0 | 0 | 0 | 0 | 0 | 0 | 0 | 0 | 0 | 0 | 0.0 |
| TOTAL | | 46 | 2 | 0 | 2 | 0-0 | 0 | 0 | 0 | 0 | 0 | 0 | 1 | 7 | 0 | 7 | 0.0 |

Single Game Highs

| Statistic | Value | |
|-------------------------|-------|---|
| Rushing Attempts | 1 | vs Wisconsin 08/30/19, at UConn 10/05/19 |
| Rushing Yards Net | 22 | at UConn 10/05/19 |
| Rushing Touchdowns | 1 | at UConn 10/05/19 |
| Longest Rushing | 22 | at UConn 10/05/19 |
| Receptions | 1 | vs Tulsa 10/16/21 |
| Receptions Yards | 7 | vs Tulsa 10/16/21 |
| Longest Reception | 7 | vs Tulsa 10/16/21 |
| Field Goals Made | 4 | at Memphis 11/07/20 |
| Longest Field Goal Made | 52 | vs Temple 10/23/21 |
| Punts | 1 | vs Wisconsin 08/30/19 |
| Punts Average | 36 | vs Wisconsin 08/30/19 |
| Longest Punt | 36 | vs Wisconsin 08/30/19 |
| Total Tackles | 1 | vs East Carolina 10/10/20, vs Cincinnati 11/16/19 |

| Date | Opponent | Tackles | | | Sacks | Fumble | Pass Defense | blk/d | PAT attempts | off | | | | | |
|------------|---------------|----------|----------|----------|------------|----------|--------------|------------|--------------|----------|----------|--------------|----------|----------|-----------|
| | | ua | a | total | ff | fr | int | yds | qbh | brup | kick | rush | rcv | sa | fpts |
| 08/26/2023 | vs Navy | 0 | 0 | 0 | 0-0 | 0 | 0 | 0-0 | 0 | 0 | 0 | 6-6 | 0 | 0 | 6 |
| 09/02/2023 | Tennessee St. | 0 | 0 | 0 | 0-0 | 0 | 0 | 0-0 | 0 | 0 | 0 | 7-7 | 0 | 0 | 7 |
| | | 0 | 0 | 0 | 0-0 | 0 | 0-0 | 0-0 | 0 | 0 | 0 | 13-13 | 0 | 0 | 13 |

| Date | Opponent | Punting | | | Kickoffs | | Field Goals | |
|------------|---------------|----------|----------|----------|-----------|------------|-------------|------------|
| | | no. | yds | tb | no. | yds | tb | made |
| 08/26/2023 | vs Navy | 0 | 0 | 0 | 7 | 455 | 6 | 0-1 |
| 09/02/2023 | Tennessee St. | 0 | 0 | 0 | 8 | 513 | 6 | 0-0 |
| | | 0 | 0 | 0 | 15 | 968 | 12 | 0-1 |



13 HOLDEN STAES

TE • 6-4 1/4, 242 lbs • Sophomore/Sophomore
Atlanta, GA (The Westminster School)



18 CHANCE TUCKER

CB • 5-11 3/4, 184 lbs • Junior/Sophomore
Encino, CA (Crespi Carmelite)

Tackles

Table with columns: SEASON, TEAM, GP, ua, a, total, tfl, pd, ff, fr, blk, sacks, Intercptions (int, rec, yds, td), Receptions (lg, rec/g, yds/r, yds/g)

Single Game Highs

Table with columns: Statistic, Value, vs [Opponent] [Date]

Table with columns: Date, Opponent, Rushing (no, yds, td, lg), Receiving (no, yds, td, lg), Passing (cmp, att, int, yds, td, lg), Kick Returns (no, yds, td, lg), Punt Returns (no, yds, td, lg), all

Tackles

Table with columns: SEASON, TEAM, GP, ua, a, total, tfl, pd, ff, fr, blk, sacks, Intercptions (int, rec, yds, td), Receptions (lg, rec/g, yds/r, yds/g)

Single Game Highs

Table with columns: Statistic, Value, vs [Opponent] [Date]

Table with columns: Date, Opponent, Rushing (no, yds, td, lg), Receiving (no, yds, td, lg), Passing (cmp, att, int, yds, td, lg), Kick Returns (no, yds, td, lg), Punt Returns (no, yds, td, lg), all



83 JAYDEN THOMAS

WR • 6-11/2, 221 lbs • Junior/Sophomore
Paulding County, GA (Pace Academy)



44 JUNIOR TUIHALAMAKA

DL • 6-1 7/8, 254 lbs • Sophomore/Sophomore
Granada Hills, CA (Bishop Alemany)

Tackles

Table with columns: SEASON, TEAM, GP, ua, a, total, tfl, pd, ff, fr, blk, sacks, Intercptions (int, rec, yds, td), Receptions (lg, rec/g, yds/r, yds/g)

Single Game Highs

Table with columns: Statistic, Value, vs [Opponent] [Date]

Table with columns: Date, Opponent, Rushing (no, yds, td, lg), Receiving (no, yds, td, lg), Passing (cmp, att, int, yds, td, lg), Kick Returns (no, yds, td, lg), Punt Returns (no, yds, td, lg), all

Summary table with columns: Games, Avg/ rush, Avg/ catch, Pass effc, KR avg, PR avg, All purpose avg/game, Total offense avg/game

Tackles

Table with columns: SEASON, TEAM, GP, ua, a, total, tfl, pd, ff, fr, blk, sacks, Intercptions (int, rec, yds, td), Receptions (lg, rec/g, yds/r, yds/g)

Single Game Highs

Table with columns: Statistic, Value, vs [Opponent] [Date]

Table with columns: Date, Opponent, Tackles (ua, a, total, tfl, yds), Sacks (no, yds, ff, fr, yds), Fumble (int, yds, qb, brup), Pass Defense (blk, kick, rush, rcv, saf, pts), off



4
CHRIS TYREE

WR • 5-9 1/2, 192 lbs • Senior/Senior
Chester, VA (Thomas Dale)



0
XAVIER WATTS

S • 5-11 3/4, 204 lbs • Senior/Junior
Omaha, NE (Harry A. Burke)

Rushing and Passing

| SEASON | TEAM | gp | Rushing | | | | | Passing | | | | | | | | |
|--------------|------|-----------|------------|-------------|----------|-----------|------------|-------------|--------------|----------|----------|----------|------------|------------|------------|------------|
| | | | att | yds | td | lg | avg/c | avg/g | comp-att-int | yds | td | lg | pct | avg/p | avg/g | effc |
| 2020-21 | ND | 12 | 73 | 496 | 4 | 94 | 6.8 | 41.3 | 0-0-0 | 0 | 0 | 0 | 0.0 | 0.0 | 0.0 | 0.0 |
| 2021-22 | ND | 12 | 56 | 222 | 1 | 33 | 4.0 | 18.5 | 0-0-0 | 0 | 0 | 0 | 0.0 | 0.0 | 0.0 | 0.0 |
| 2022-23 | ND | 13 | 100 | 444 | 3 | 26 | 4.4 | 34.2 | 0-0-0 | 0 | 0 | 0 | 0.0 | 0.0 | 0.0 | 0.0 |
| 2023-24 | ND | 2 | 1 | -2 | 0 | 0 | -2.0 | -1.0 | 0-0-0 | 0 | 0 | 0 | 0.0 | 0.0 | 0.0 | 0.0 |
| TOTAL | | 39 | 230 | 1160 | 8 | 94 | 5.0 | 29.7 | 0-0-0 | 0 | 0 | 0 | 0.0 | 0.0 | 0.0 | 0.0 |

Scoring and Total Offense

| SEASON | TEAM | gp | Scoring | | | | | | | | | | Total Offense | | | |
|--------------|------|-----------|-----------|----------|----------|----------|----------|----------|----------|----------|-----------|------------|---------------|----------|-------------|-------------|
| | | | td | rush | rcv | ret | pat | 2pat | fg | total | avg/g | rush | pass | total | avg/g | |
| 2020-21 | ND | 12 | 4 | 4 | 0 | 0 | 0 | 0 | 0 | 0 | 24 | 2.0 | 496 | 0 | 496 | 41.3 |
| 2021-22 | ND | 12 | 4 | 1 | 2 | 1 | 0 | 0 | 0 | 0 | 24 | 2.0 | 222 | 0 | 222 | 18.5 |
| 2022-23 | ND | 13 | 5 | 3 | 2 | 0 | 0 | 0 | 0 | 0 | 30 | 2.3 | 444 | 0 | 444 | 34.2 |
| 2023-24 | ND | 2 | 1 | 0 | 1 | 0 | 0 | 0 | 0 | 0 | 6 | 3.0 | -2 | 0 | -2 | -1.0 |
| TOTAL | | 39 | 14 | 8 | 5 | 1 | 0 | 0 | 0 | 0 | 84 | 2.2 | 1160 | 0 | 1160 | 29.7 |

Punting and All Purpose

| SEASON | TEAM | gp | Punting | | | All Purpose | | | | | | | | | |
|--------------|------|-----------|----------|----------|----------|-------------|-------------|------------|-----------|-------------|----------|-------------|-------------|--|--|
| | | | no. | yds | lg | avg/g | rush | rcv | pr | kr | ir | total | avg/g | | |
| 2020-21 | ND | 12 | 0 | 0 | 0 | 0.0 | 496 | 65 | 0 | 458 | 0 | 1019 | 84.9 | | |
| 2021-22 | ND | 12 | 0 | 0 | 0 | 0.0 | 222 | 258 | 0 | 347 | 0 | 827 | 68.9 | | |
| 2022-23 | ND | 13 | 0 | 0 | 0 | 0.0 | 444 | 138 | 0 | 254 | 0 | 836 | 64.3 | | |
| 2023-24 | ND | 2 | 0 | 0 | 0 | 0.0 | -2 | 60 | 17 | 0 | 75 | 37.5 | | | |
| TOTAL | | 39 | 0 | 0 | 0 | 0.0 | 1160 | 521 | 17 | 1059 | 0 | 2757 | 70.7 | | |

Tackles

| SEASON | TEAM | gp | Tackles | | | | | | | Interceptions | | Receptions | | | | | | | |
|--------------|------|-----------|----------|----------|----------|------------|----------|----------|----------|---------------|----------|------------|-----------|------------|----------|-----------|------------|------------|-------------|
| | | | ua | a | total | tfl | pd | ff | fr | blk | sacks | int | rec | yds | td | lg | rec/g | yds/r | yds/g |
| 2020-21 | ND | 12 | 0 | 0 | 0 | 0-0 | 0 | 0 | 0 | 0 | 0 | 0 | 8 | 65 | 0 | 27 | 0.7 | 8.1 | 5.4 |
| 2021-22 | ND | 12 | 1 | 0 | 1 | 0-0 | 0 | 0 | 0 | 0 | 0 | 0 | 24 | 258 | 2 | 55 | 2.0 | 10.8 | 21.5 |
| 2022-23 | ND | 13 | 0 | 0 | 0 | 0-0 | 0 | 0 | 0 | 0 | 0 | 0 | 24 | 138 | 2 | 21 | 1.8 | 5.8 | 10.6 |
| 2023-24 | ND | 2 | 0 | 1 | 1 | 0-0 | 0 | 0 | 0 | 0 | 0 | 0 | 4 | 60 | 1 | 24 | 2.0 | 15.0 | 30.0 |
| TOTAL | | 39 | 1 | 1 | 2 | 0-0 | 0 | 0 | 0 | 0 | 0 | 0 | 60 | 521 | 5 | 55 | 1.5 | 8.7 | 13.4 |

Single Game Highs

| Statistic | Value |
|-----------------------|-------|
| Rushing Attempts | 17 |
| Rushing Yards Net | 109 |
| Rushing Touchdowns | 1 |
| Longest Rushing | 94 |
| Receptions | 6 |
| Receptions Yards | 115 |
| Receptions Touchdowns | 1 |
| Longest Reception | 55 |
| Longest Punt Return | 11 |
| Longest Kick Return | 96 |
| Total Tackles | 1 |

| Date | Opponent | Rushing | | | Receiving | | | Passing | | | Kick Returns | | | Punt Returns | | | all | | | | | |
|------------|---------------|----------|-----------|----------|-----------|----------|-----------|----------|-----------|--------------|--------------|----------|----------|--------------|----------|----------|----------|----------|-----------|----------|-----------|-----------|
| | | no. | yds | td | lg | no. | yds | td | lg | comp-att-int | yds | td | lg | no. | yds | td | lg | no. | yds | td | lg | purp |
| 08/26/2023 | vs Navy | 1 | -2 | 0 | 0 | 3 | 36 | 0 | 20 | 0-0-0 | 0 | 0 | 0 | 0 | 0 | 0 | 0 | 1 | 11 | 0 | 11 | 45 |
| 09/02/2023 | Tennessee St. | 0 | 0 | 0 | 0 | 1 | 24 | 1 | 24 | 0-0-0 | 0 | 0 | 0 | 0 | 0 | 0 | 0 | 1 | 6 | 0 | 6 | 30 |
| | | 1 | -2 | 0 | 0 | 4 | 60 | 1 | 24 | 0-0-0 | 0 | 0 | 0 | 0 | 0 | 0 | 0 | 2 | 17 | 0 | 11 | -2 |

| Games | Avg/ rush | Avg/ catch | Pass effc | KR avg | PR avg | All purpose avg/game | Total offense avg/game |
|-------|-----------|------------|-----------|--------|--------|----------------------|------------------------|
| 2 | -2.0 | 15.0 | 0.0 | 0.0 | 8.5 | 37.5 | -1.0 |

Tackles

| SEASON | TEAM | GP | Tackles | | | | | | | Interceptions | | Receptions | | | | | | | | | | |
|--------------|------|-----------|-----------|-----------|-----------|-------------|----------|----------|----------|---------------|----------|------------|----------|----------|----------|----------|----------|----------|----------|----------|------------|------------|
| | | | ua | a | total | tfl | pd | ff | fr | blk | sacks | int | rec | yds | td | lg | rec/g | yds/r | yds/g | | | |
| 2020-21 | ND | 2 | 0 | 0 | 0 | 0-0 | 0 | 0 | 0 | 0 | 0 | 0 | 0 | 0 | 0 | 0 | 0 | 0 | 0 | 0 | 0 | 0.0 |
| 2021-22 | ND | 11 | 11 | 4 | 15 | 0-0 | 0 | 0 | 0 | 0 | 0 | 0 | 0 | 0 | 0 | 0 | 0 | 0 | 0 | 0 | 0 | 0.0 |
| 2022-23 | ND | 13 | 24 | 15 | 39 | 2-10 | 4 | 0 | 0 | 0 | 1 | 0 | 0 | 0 | 0 | 0 | 0 | 0 | 0 | 0 | 0 | 0.0 |
| 2023-24 | ND | 2 | 4 | 2 | 6 | 0-0 | 1 | 0 | 0 | 0 | 0 | 0 | 0 | 0 | 0 | 0 | 0 | 0 | 0 | 0 | 0 | 0.0 |
| TOTAL | | 28 | 39 | 21 | 60 | 2-10 | 5 | 0 | 0 | 0 | 1 | 0 | 0 | 0 | 0 | 0 | 0 | 0 | 0 | 0 | 0.0 | 0.0 |

Single Game Highs

| Statistic | Value |
|------------------------|-------|
| Total Tackles | 9 |
| Total Sacks | 1 |
| Total Tackles For Loss | 1 |

| Date | Opponent | Tackles | | Sacks | Fumble | Pass Defense | blkd | PAT attempts | off | | | | | | | | |
|------------|---------------|----------|----------|----------|--------------|--------------|----------|--------------|------------|----------|----------|----------|----------|------------|----------|----------|----------|
| | | ua | a | total | tfl-yds | no-yds | ff | fr-yds | int-yds | qbh | brup | kick | kick | rush | rcv | saf | pts |
| 08/26/2023 | vs Navy | 2 | 2 | 4 | 0-0-0 | 0-0 | 0 | 0-0 | 0-0 | 0 | 0 | 0 | 0 | 0-0 | 0 | 0 | 0 |
| 09/02/2023 | Tennessee St. | 2 | 0 | 2 | 0-0-0 | 0-0 | 0 | 0-0 | 0-0 | 0 | 0 | 1 | 0 | 0-0 | 0 | 0 | 0 |
| | | 4 | 2 | 6 | 0-0-0 | 0-0 | 0 | 0-0 | 0-0 | 0 | 0 | 1 | 0 | 0-0 | 0 | 0 | 0 |



**2023-24 Notre Dame Football
Combined Team Statistics
All games**

Team Results

| Date | Opponent | | Score | Att. |
|------------|---------------|---|-------|-------|
| 08/26/2023 | vs Navy | W | 42-3 | 49000 |
| 09/02/2023 | Tennessee St. | W | 56-3 | 77622 |

Rushing

| Player | gp | att | gain | loss | net | avg | td | lg | avg/g |
|------------------|----------|-----------|------------|-----------|------------|------------|----------|-----------|--------------|
| Audric Estime | 2 | 29 | 216 | 5 | 211 | 7.3 | 2 | 50 | 105.5 |
| Jeremiyah Love | 2 | 9 | 91 | 5 | 86 | 9.6 | 1 | 36 | 43.0 |
| Gi'Bran Payne | 2 | 12 | 59 | 1 | 58 | 4.8 | 0 | 12 | 29.0 |
| Jadarian Price | 2 | 6 | 35 | 5 | 30 | 5.0 | 1 | 19 | 15.0 |
| Sam Hartman | 2 | 4 | 14 | 0 | 14 | 3.5 | 1 | 9 | 7.0 |
| Skip Velotta | 1 | 1 | 9 | 0 | 9 | 9.0 | 0 | 9 | 9.0 |
| Devyn Ford | 2 | 2 | 5 | 0 | 5 | 2.5 | 0 | 3 | 2.5 |
| Sam Assaf | 1 | 1 | 1 | 0 | 1 | 1.0 | 0 | 1 | 1.0 |
| Chris Tyree | 2 | 1 | 0 | 2 | -2 | -2.0 | 0 | 0 | -1.0 |
| Total | 2 | 65 | 430 | 18 | 412 | 6.3 | 5 | 50 | 206.0 |
| Opponents | 2 | 84 | 277 | 62 | 215 | 2.6 | 0 | 14 | 107.5 |

Passing

| Player | gp | effc | comp-att-int | pct | yds | td | lg | avg/g |
|------------------|----------|--------------|----------------|-------------|------------|----------|-----------|--------------|
| Sam Hartman | 2 | 225.5 | 33-40-0 | 82.5 | 445 | 6 | 35 | 222.5 |
| Steve Angeli | 2 | 222.4 | 9-12-0 | 75.0 | 132 | 2 | 42 | 66.0 |
| Kenny Minchey | 1 | 150.4 | 2-2-0 | 100.0 | 12 | 0 | 8 | 12.0 |
| Team | 2 | 0.0 | 0-1-0 | 0.0 | 0 | 0 | 0 | 0.0 |
| Total | 2 | 218.0 | 44-55-0 | 80.0 | 589 | 8 | 42 | 294.5 |
| Opponents | 2 | 56.0 | 11-29-2 | 37.9 | 110 | 0 | 39 | 55.0 |

Receiving

| Player | gp | no. | yds | avg | td | lg | avg/g |
|---------------------|----------|-----------|------------|-------------|----------|-----------|--------------|
| Jayden Thomas | 2 | 8 | 125 | 15.6 | 1 | 27 | 62.5 |
| Jaden Greathouse | 2 | 5 | 98 | 19.6 | 2 | 35 | 49.0 |
| Chris Tyree | 2 | 4 | 60 | 15.0 | 1 | 24 | 30.0 |
| Mitchell Evans | 2 | 4 | 61 | 15.3 | 0 | 18 | 30.5 |
| Gi'Bran Payne | 2 | 4 | 40 | 10.0 | 1 | 42 | 20.0 |
| Deion Colzie | 2 | 3 | 45 | 15.0 | 1 | 25 | 22.5 |
| Audric Estime | 2 | 3 | 33 | 11.0 | 0 | 22 | 16.5 |
| Rico Flores Jr. | 2 | 3 | 33 | 11.0 | 0 | 20 | 16.5 |
| Tobias Merriweather | 2 | 2 | 5 | 2.5 | 0 | 4 | 2.5 |
| Jadarian Price | 2 | 2 | 51 | 25.5 | 1 | 40 | 25.5 |
| Matt Salerno | 2 | 1 | 9 | 9.0 | 0 | 9 | 4.5 |
| Devyn Ford | 2 | 1 | 9 | 9.0 | 0 | 9 | 4.5 |
| Chase Ketterer | 2 | 1 | 4 | 4.0 | 0 | 4 | 2.0 |
| Davis Sherwood | 2 | 1 | 8 | 8.0 | 0 | 8 | 4.0 |
| Holden Staes | 2 | 1 | 4 | 4.0 | 1 | 4 | 2.0 |
| Jeremiyah Love | 2 | 1 | 4 | 4.0 | 0 | 4 | 2.0 |
| Total | 2 | 44 | 589 | 13.4 | 8 | 42 | 294.5 |
| Opponents | 2 | 11 | 110 | 10.0 | 0 | 39 | 55.0 |

Game Records

| Record | Overall | Home | Away | Neutral |
|----------------|---------|------|------|---------|
| ALL GAMES | 2-0 | 1-0 | 0-0 | 1-0 |
| CONFERENCE | 0-0 | 0-0 | 0-0 | 0-0 |
| NON-CONFERENCE | 2-0 | 1-0 | 0-0 | 1-0 |

Team Statistics

| | ND | OPP |
|------------------------------------|---------------------|-----------------|
| First Downs | 53 | 24 |
| Rushing | 23 | 16 |
| Passing | 28 | 5 |
| Penalty | 2 | 3 |
| Rushing Yardage | 412 | 215 |
| Rushing attempts | 65 | 84 |
| Average per rush | 6.3 | 2.6 |
| Average per game | 206.0 | 107.5 |
| TDs Rushing | 5 | 0 |
| Passing Yardage | 589 | 110 |
| Comp-Att-Int | 44-55-0 | 11-29-2 |
| Average per pass | 10.7 | 3.8 |
| Average per catch | 13.4 | 10.0 |
| Average per game | 294.5 | 55.0 |
| TDs Passing | 8 | 0 |
| Total offense | 1001 | 325 |
| Average per play | 8.3 | 2.9 |
| Average per game | 500.5 | 162.5 |
| Kick returns: #-Yards | 3-49 | 3-88 |
| Punt returns: #-Yards | 4-38 | 0-0 |
| Int returns: #-Yards | 2-33 | 0-0 |
| Fumbles-Lost | 3-1 | 4-0 |
| Penalties-Yards | 5-46 | 8-71 |
| Punts-Avg | 2-43.0 | 10-40.0 |
| Time of possession / game | 28:53 | 31:07 |
| 3rd-down conversion | 14/18 | 8/28 |
| 4rd-down conversion | 1/1 | 4/5 |
| PAT-attempts | (14-14) 100% | (0-0) 0% |
| 2-point conversion-attempts | (0-0) 0% | (0-0) 0% |

Interceptions

| Player | no. | yds | avg | td | lg |
|------------------|----------|-----------|-------------|----------|-----------|
| Ramon Henderson | 1 | 0 | 0.0 | 0 | 0 |
| Clarence Lewis | 1 | 33 | 33.0 | 1 | 33 |
| Total | 2 | 33 | 16.5 | 1 | 33 |
| Opponents | 0 | 0 | 0.0 | 0 | 0 |



**2023-24 Notre Dame Football
Combined Team Statistics
All games**

Field Goals

| Player | fg | pct. | 01-19 | 20-29 | 30-39 | 40-49 | 50-99 | lg | blk |
|------------------|------------|-------------|------------|------------|------------|------------|------------|-----------|----------|
| Spencer Shrader | 0-1 | 0.0 | 0-0 | 0-0 | 0-0 | 0-1 | 0-0 | 0 | 0 |
| Opponents | 2-5 | 40.0 | 0-0 | 0-1 | 2-4 | 0-0 | 0-0 | 38 | 1 |

Scoring

| Player | td | fg | PAT | | | | | | pts |
|------------------|-----------|------------|--------------|----------|----------|----------|----------|----------|-----------|
| | | | kick | rush | rcv | pass | dxp | saf | |
| Spencer Shrader | - | 0-1 | 13-13 | - | - | - | - | - | 13 |
| Audric Estime | 2 | - | - | - | - | - | - | - | 12 |
| Jadarian Price | 2 | - | - | - | - | - | - | - | 12 |
| Jaden Greathouse | 2 | - | - | - | - | - | - | - | 12 |
| Sam Hartman | 1 | - | - | - | - | - | - | - | 6 |
| Chris Tyree | 1 | - | - | - | - | - | - | - | 6 |
| Clarence Lewis | 1 | - | - | - | - | - | - | - | 6 |
| Deion Colzie | 1 | - | - | - | - | - | - | - | 6 |
| Jayden Thomas | 1 | - | - | - | - | - | - | - | 6 |
| Gi'Bran Payne | 1 | - | - | - | - | - | - | - | 6 |
| Holden Staes | 1 | - | - | - | - | - | - | - | 6 |
| Jeremiah Love | 1 | - | - | - | - | - | - | - | 6 |
| Zac Yoakam | - | - | 1-1 | - | - | - | - | - | 1 |
| Total | 14 | 0-1 | 14-14 | 0 | 0 | 0 | 0 | 0 | 98 |
| Opponents | 0 | 2-5 | 0-0 | 0 | 0 | 0 | 0 | 0 | 6 |

Score by Periods

| Team | 1st | 2nd | 3rd | 4th | OT | TOT |
|------------|-----|-----|-----|-----|----|-----|
| Notre Dame | 21 | 42 | 21 | 14 | 0 | 98 |
| Opponents | 3 | 0 | 0 | 3 | 0 | 6 |

Punting

| Player | no. | yds | avg | lg | tb | fc | i20 | 50+ | blk |
|------------------|-----------|------------|-------------|-----------|----------|----------|----------|----------|----------|
| Bryce McFerson | 2 | 86 | 43.0 | 54 | 1 | 1 | 0 | 1 | 0 |
| Total | 2 | 86 | 43.0 | 54 | 1 | 1 | 0 | 1 | 0 |
| Opponents | 10 | 400 | 40.0 | 48 | 0 | 2 | 3 | 0 | 0 |

Punt Returns

| Player | no. | yds | avg | td | lg |
|------------------|----------|-----------|------------|----------|-----------|
| Matt Salerno | 2 | 21 | 10.5 | 0 | 15 |
| Chris Tyree | 2 | 17 | 8.5 | 0 | 11 |
| Total | 4 | 38 | 9.5 | 0 | 15 |
| Opponents | 0 | 0 | 0.0 | 0 | 0 |

Kick Returns

| Player | no. | yds | avg | td | lg |
|------------------|----------|-----------|-------------|----------|-----------|
| Gi'Bran Payne | 2 | 41 | 20.5 | 0 | 24 |
| Devyn Ford | 1 | 8 | 8.0 | 0 | 8 |
| Total | 3 | 49 | 16.3 | 0 | 24 |
| Opponents | 3 | 88 | 29.3 | 0 | 58 |

All Purpose

| Player | g | rush | rcv | pr | kr | ir | total | avg/g |
|---------------------|----------|------------|------------|-----------|-----------|-----------|-------------|--------------|
| Audric Estime | 2 | 211 | 33 | 0 | 0 | 0 | 244 | 122.0 |
| Gi'Bran Payne | 2 | 58 | 40 | 0 | 41 | 0 | 139 | 69.5 |
| Jayden Thomas | 2 | 0 | 125 | 0 | 0 | 0 | 125 | 62.5 |
| Jaden Greathouse | 2 | 0 | 98 | 0 | 0 | 0 | 98 | 49.0 |
| Jeremiah Love | 2 | 86 | 4 | 0 | 0 | 0 | 90 | 45.0 |
| Jadarian Price | 2 | 30 | 51 | 0 | 0 | 0 | 81 | 40.5 |
| Chris Tyree | 2 | -2 | 60 | 17 | 0 | 0 | 75 | 37.5 |
| Mitchell Evans | 2 | 0 | 61 | 0 | 0 | 0 | 61 | 30.5 |
| Deion Colzie | 2 | 0 | 45 | 0 | 0 | 0 | 45 | 22.5 |
| Clarence Lewis | 2 | 0 | 0 | 0 | 0 | 33 | 33 | 16.5 |
| Rico Flores Jr. | 2 | 0 | 33 | 0 | 0 | 0 | 33 | 16.5 |
| Matt Salerno | 2 | 0 | 9 | 21 | 0 | 0 | 30 | 15.0 |
| Devyn Ford | 2 | 5 | 9 | 0 | 8 | 0 | 22 | 11.0 |
| Sam Hartman | 2 | 14 | 0 | 0 | 0 | 0 | 14 | 7.0 |
| Skip Velotta | 1 | 9 | 0 | 0 | 0 | 0 | 9 | 9.0 |
| Davis Sherwood | 2 | 0 | 8 | 0 | 0 | 0 | 8 | 4.0 |
| Tobias Merriweather | 2 | 0 | 5 | 0 | 0 | 0 | 5 | 2.5 |
| Chase Ketterer | 2 | 0 | 4 | 0 | 0 | 0 | 4 | 2.0 |
| Holden Staes | 2 | 0 | 4 | 0 | 0 | 0 | 4 | 2.0 |
| Sam Assaf | 1 | 1 | 0 | 0 | 0 | 0 | 1 | 1.0 |
| Total | 2 | 412 | 589 | 38 | 49 | 33 | 1121 | 560.5 |
| Opponents | 2 | 215 | 110 | 0 | 88 | 0 | 413 | 206.5 |

Total Offense

| Player | g | plays | rush | pass | total | avg/g |
|------------------|----------|------------|------------|------------|-------------|--------------|
| Sam Hartman | 2 | 44 | 14 | 445 | 459 | 229.5 |
| Audric Estime | 2 | 29 | 211 | 0 | 211 | 105.5 |
| Steve Angeli | 2 | 12 | 0 | 132 | 132 | 66.0 |
| Jeremiah Love | 2 | 9 | 86 | 0 | 86 | 43.0 |
| Gi'Bran Payne | 2 | 12 | 58 | 0 | 58 | 29.0 |
| Jadarian Price | 2 | 6 | 30 | 0 | 30 | 15.0 |
| Kenny Minchey | 1 | 2 | 0 | 12 | 12 | 12.0 |
| Skip Velotta | 1 | 1 | 9 | 0 | 9 | 9.0 |
| Devyn Ford | 2 | 2 | 5 | 0 | 5 | 2.5 |
| Sam Assaf | 1 | 1 | 1 | 0 | 1 | 1.0 |
| Chris Tyree | 2 | 1 | -2 | 0 | -2 | -1.0 |
| Total | 2 | 120 | 412 | 589 | 1001 | 500.5 |
| Opponents | 2 | 113 | 215 | 110 | 325 | 162.5 |

Team Defense



**2023-24 Notre Dame Football
Combined Team Statistics
All games**

Page 3/3
as of Sep 02, 2023

| ## | Player | gp | Tackles | | | | Sacks | Pass defense | | | Fumbles | | blkd | |
|---------------|------------------------|----------|-----------|-----------|------------|--------------|-------------|--------------|----------|-----------|------------|----------|----------|----------|
| | | | ua | a | tot | tfl/yds | | no-yds | int-yds | brup | qbh | fr-yds | ff | kick |
| 56 | Howard Cross III | 2 | 5 | 5 | 10 | . | . | . | 1 | 1 | . | . | . | . |
| 24 | Jack Kiser | 2 | 8 | 2 | 10 | . | . | . | . | 1 | . | . | . | . |
| 8 | Marist Liufau | 2 | 6 | 4 | 10 | . | . | . | . | 1 | . | 1 | . | . |
| 27 | JD Bertrand | 2 | 6 | 2 | 8 | 1-2 | . | . | . | 1 | . | . | . | . |
| 1 | Javontae Jean-Baptiste | 2 | 4 | 3 | 7 | 1-2 | . | . | . | 1 | . | . | . | . |
| 47 | Jason Onye | 2 | 4 | 3 | 7 | . | . | . | . | . | . | . | 1 | . |
| 0 | Xavier Watts | 2 | 4 | 2 | 6 | . | . | . | 1 | . | . | . | . | . |
| 40 | Joshua Burnham | 2 | 4 | 2 | 6 | 2-12 | 1-9 | . | . | 2 | . | . | . | . |
| 12 | Jordan Botelho | 2 | 3 | 2 | 5 | 1-5 | 1-5 | . | . | 1 | . | . | . | . |
| 2 | DJ Brown | 2 | 3 | 1 | 4 | . | . | . | . | . | . | . | . | . |
| 31 | Nana Osafo-Mensah | 2 | 4 | . | 4 | 1-24 | . | . | . | 1 | . | . | . | . |
| 13 | Thomas Harper | 2 | 3 | 1 | 4 | 1-3 | . | . | . | . | . | . | . | . |
| 99 | Rylie Mills | 2 | 3 | 1 | 4 | 1-10 | 1-10 | . | . | 1 | . | . | . | . |
| 3 | Jaylen Sneed | 2 | 1 | 3 | 4 | . | . | . | . | 1 | . | . | . | . |
| 5 | Cam Hart | 2 | 1 | 2 | 3 | 1-2 | . | . | 1 | . | . | 1 | . | . |
| 92 | Aidan Keanaaina | 1 | 2 | 1 | 3 | 1-1 | . | . | . | . | . | . | . | . |
| 20 | Benjamin Morrison | 2 | 3 | . | 3 | . | . | . | 1 | . | . | . | . | . |
| 23 | Jaiden Ausberry | 2 | 2 | 1 | 3 | . | . | . | . | . | . | . | . | . |
| 4 | Antonio Carter II | 2 | 2 | . | 2 | . | . | . | . | . | . | 1 | . | . |
| 7 | Jaden Mickey | 2 | 2 | . | 2 | . | . | . | . | . | . | . | . | . |
| 4 | Chris Tyree | 2 | . | 1 | 1 | . | . | . | . | . | . | . | . | . |
| 6 | Clarence Lewis | 2 | 1 | . | 1 | . | . | 1-33 | . | . | . | . | . | . |
| 97 | Gabriel Rubio | 1 | 1 | . | 1 | . | . | . | . | . | . | . | . | . |
| 41 | Donovan Hinish | 2 | . | 1 | 1 | . | . | . | . | . | . | . | . | . |
| 44 | Junior Tuihalamaka | 2 | 1 | . | 1 | . | . | . | . | . | . | . | . | . |
| 95 | Tyson Ford | 1 | . | 1 | 1 | . | . | . | . | . | . | . | . | . |
| 17 | Brenan Vernon | 1 | . | 1 | 1 | . | . | . | . | . | . | . | . | . |
| 25 | Preston Zinter | 1 | . | 1 | 1 | . | . | . | . | 1 | . | . | . | . |
| 11 | Ramon Henderson | 2 | . | . | . | . | . | 1-0 | . | . | . | . | . | . |
| Totals | | 2 | 73 | 40 | 113 | 10-61 | 3-24 | 2-33 | 4 | 12 | 0-0 | 3 | 1 | 0 |
| Opponents | | 2 | 88 | 14 | 102 | 8-21 | 0-0 | 0-0 | 3 | 2 | 1-0 | 2 | 0 | 0 |



**2023-24 Notre Dame Football
Team Game-by-Game Comparison
All games**

Page 1/1
as of Sep 02, 2023

| Opponent | Score | First Downs | | | | Rushing Number-Yards | Passing | | Total Offense Plays-Yards | Return Yards | Turn- Overs |
|---------------|-------------|----------------|----------------|---------------|--------------|-------------------------|--------------------------|------------------|------------------------------|-----------------|----------------|
| | | Total | Rush | Pass | Pen | | Comp-Att.-Int | Yards | | | |
| Navy | 42-3 | 27 / 12 | 13 / 11 | 13 / 1 | 1 / 0 | 32-191 / 48-126 | 20-25-0 / 3-7-0 | 253 / 43 | 57-444 / 55-169 | 52 / 12 | 0 / 0 |
| Tennessee St. | 56-3 | 26 / 12 | 10 / 5 | 15 / 4 | 1 / 3 | 33-221 / 36-89 | 24-30-0 / 8-22-2 | 336 / 67 | 63-557 / 58-156 | 68 / 76 | 1 / 2 |
| Totals | 98-6 | 53 / 24 | 23 / 16 | 28 / 5 | 2 / 3 | 65-412 / 84-215 | 44-55-0 / 11-29-2 | 589 / 110 | 120-1001 / 113-325 | 120 / 88 | 1 / 2 |

| Opponents | 3rd Down Conversion | 4th Down Conversion | Time of Possession | TOP Margin | Avg Yds/Rush | Avg Yds/Pass | Avg Yds/Play | Punting Number-Avg | Penalties Number-Yards | Sacks |
|---------------|------------------------|------------------------|-----------------------|---------------|------------------|-------------------|------------------|-------------------------|---------------------------|--------------|
| Navy | 5-7 / 4-14 | 1-1 / 3-4 | 26:46 / 33:14 | -06:28 | 6.0 / 2.6 | 10.1 / 6.1 | 7.8 / 3.1 | 0-0.0 / 4-39.8 | 1-10.0 / 3-26.0 | 2 / 0 |
| Tennessee St. | 9-11 / 4-14 | 0-0 / 1-1 | 30:59 / 29:01 | 01:58 | 6.7 / 2.5 | 11.2 / 3.0 | 8.8 / 2.7 | 2-43.0 / 6-40.2 | 4-36.0 / 5-45.0 | 1 / 0 |
| Totals | 14-18 / 8-28 | 1-1 / 4-5 | 57:45 / 62:15 | -04:30 | 6.3 / 2.6 | 10.7 / 3.8 | 8.3 / 2.9 | 2-43.0 / 10-40.0 | 5-46.0 / 8-71.0 | 3 / 0 |

Note: Game totals are displayed in the format TEAM/OPPONENT for each category