



**NOTRE DAME  
FIGHTING IRISH**  
No. 13/13  
2-0



**NC STATE  
WOLFPACK**  
1-0



Sean McDonough  
Greg McElroy  
Molly McGrath

**Notre Dame  
Football  
Radio  
Network**

Paul Burmeister  
Ryan Harris ('07)

**IRISH ITEMS - BY THE NUMBERS**

<b>0</b>	Notre Dame has started the season 2-0 without allowing a touchdown to Navy or Tennessee State. It marks the first time the program has not given up a touchdown in the season's first two games since 1975 (Boston College 17-3, Purdue 17-0).
<b>2</b>	Notre Dame and UCLA are the only two teams in the country with two different running backs notching touchdown receptions. The Irish are the only team in the country with two different running backs with touchdown receptions over 40 yards ( <b>Jadarian Price</b> 40 yards, <b>Gi'Bran Payne</b> 41 yards both vs. Tennessee State).
<b>3rd</b>	Is <b>Gi'Bran Payne</b> turning into a third-down specialist? After two games, the sophomore running back leads the team with four third down conversions. See page 16 for a full break down of Irish performances on 3rd and 4th down.
<b>4</b>	In <b>Marcus Freeman's</b> debut season in 2022, Notre Dame defeated four Associated Press ranked teams: No. 5 Clemson, No. 16 BYU, No. 16 Syracuse and No. 20 South Carolina, which matched Terry Brennan (1954) for the most ranked wins in a coaching debut season at Notre Dame and was most in one single season for the program since 2018.
<b>7</b>	<b>Sam Hartman</b> has thrown just seven incomplete passes over two games (33-40) and is responsible for seven touchdowns (6 passing, 1 rushing).
<b>10</b>	<b>Howard Cross III</b> joins <b>Jack Kiser</b> and <b>Marist Liufau</b> as Notre Dame's leading tacklers with 10 each through two games.
<b>28</b>	Notre Dame hopes to extend its regular-season winning streak against Atlantic Coast Conference teams to 29 this weekend. The Irish have not lost a regular-season game to an ACC school since a 41-8 loss at Miami in 2017. See page 10 for more.
<b>31</b>	Notre Dame has seen 31 different student-athletes make their college football debuts through two games this season - that group includes 13 true freshman that have seen their first action.
<b>36</b>	With two passing touchdowns and his first rushing score in an Irish uniform, <b>Sam Hartman</b> extended his FBS-leading streak of games being responsible for at least one touchdown to 36 contests.
<b>83</b>	Irish quarterback <b>Sam Hartman</b> has thrown 83 touchdown passes since 2021 - the most of any Power 5 quarterback.
<b>92</b>	Notre Dame has outscored its first two opponents in 2023 by 92 points. That is the biggest point differential in the first two games of the season since 1932 when Notre Dame defeated Haskell 73-0 and Drake 62-0 (135 points).
<b>100</b>	When an Irish running back reaches the 100-yard plateau, that typically coincides with a Notre Dame victory. Since 2021, the Irish are 17-2 (.895) when at least one ND player reaches 100 rushing yards.
<b>110</b>	The Irish defense has held its first two opponents to just 110 passing yards (43 vs. Navy, 67 vs. Tennessee State) which is the first time since 2016 the Irish have back-to-back games giving up less than 70 yards passing.

**2023 SCHEDULE**

Date	ND Rank	Opp Rank	Opponent	Location	TV	Time ET
8-26	13/13		vs. Navy	Aviva Stadium	W	42-3
9-2	13/13		Tennessee St.	Notre Dame Stadium	W	56-3
9-9			at NC State	Carter-Finley Stadium	ABC	12:00
9-16			Central Michigan	Notre Dame Stadium	Peacock	2:30
9-23		3/4	Ohio State	Notre Dame Stadium	NBC	7:30
9-30			at Duke	Wallace Wade Stadium	TBA	TBA
10-7			at Louisville	L&N FCU Stadium	TBA	TBA
10-14		6/6	Southern Cal	Notre Dame Stadium	NBC	7:30
10-28			Pittsburgh	Notre Dame Stadium	NBC	3:30
11-4		9/9	at Clemson	Memorial Stadium	ABC	TBA
11-18			Wake Forest	Notre Dame Stadium	NBC	3:30
11-25			at Stanford	Stanford Stadium	TBA	TBA

**NOTRE DAME - NC STATE SERIES HISTORY**

- Notre Dame and NC State will be meeting for just the fourth time on Saturday afternoon. The Wolfpack lead the all-time series 2-1.
- The Irish will be making their second trip to Raleigh this weekend. In 2016, Notre Dame and NC State played a water-logged game as Hurricane Matthew worked its way through North Carolina. The Wolfpack earned a 10-3 victory in a game that included a 30-minute weather delay at the start of the second half.
- Sullivan Absher (Belmont), Sam Hartman (Charlotte), Bryce McFerson (Indian Trail), Sam Pendleton (Lawsonville) and Davis Sherwood (Greensboro) will all be returning to their home state of North Carolina for this weekend's game.
- See page 9 for a look at Notre Dame's last meeting against NC State and a full series breakdown.

**NOTRE DAME - NC STATE STATISTICAL COMPARISON**

Statistic	Notre Dame	NC State
First Downs	53	23
Rushing Yards	412	209
Rushing Attempts	65	46
Average Per rush	6.3	4.5
Average Rush Yards/Game	206.0	209.0
Rushing TDs	5	3
Passing Yards/Game	294.5	155.0
Comp-Att-Int	44-55-0	17-26-0
Average Per Pass	10.7	6.0
Average Per Catch	13.4	9.1
Average Per Game	294.5	133.0
Passing TDs	8	0
Total Offense/Game	500.5	364.0
Average Per Play	8.3	5.1
Kick Returns	3-49	3-87
Punt Returns	4-38	0-0
Penalties	5-46	1-5
Punts-Avg.	2-43.0	3-45.3
TOP	28:53	34:00
3rd Down	14-18	8-15
4th Down	1-1	0-1

**NOTRE DAME OFFENSE**

Pos.	No.	Name	Ht.	Wt.	Class	Elig.*
WR	83	Jayden Thomas	6-1½	221	Jr.	So.
	0	Deion Colzie	6-4¼	210	Jr.	Jr.
WR	4	Chris Tyree	5-9½	192	Sr.	Sr.
	19	Jaden Greathouse	6-1	204	Fr.	Fr.
LT	76	Joe Alt	6-8	322	Jr.	Jr.
	79	Tosh Baker	6-8	317	Sr.	Jr.
LG	78	Pat Coogan	6-5½	303	Jr.	So.
	74	Billy Schrauth	6-4½	311	So.	Fr.
C	52	Zeke Correll	6-3	306	Gr.	Sr.
	70	Ashton Craig	6-4¼	307	So.	Fr.
RG	50	Rocco Spindler	6-4⅝	314	Jr.	So.
	73	Andrew Kristofic	6-5¼	305	Gr.	Sr.
RT	54	Blake Fisher	6-6	315	Jr.	So.
	59	Aamil Wagner	6-6	288	So.	Fr.
TE	88	Mitchell Evans	6-5⅝	251	Jr.	Jr.
	13	Holden Staes	6-4¼	242	So.	So.
	38	Davis Sherwood	6-3	238	Jr.	Jr.
WR	5	Tobias Merriweather	6-4	204	So.	So.
	17	Rico Flores Jr.	6-0⅝	205	Fr.	Fr.
QB	10	Sam Hartman	6-1⅝	212	Gr.	*Sr.
	18	Steve Angeli	6-2¾	211	So.	Fr.
RB	7	Audric Estimé	5-11½	227	Jr.	Jr.
	3	Gi'Bran Payne	5-9⅝	208	So.	Fr.
or	24	Jadarian Price	5-10¾	206	So.	Fr.
or	22	Devyn Ford	5-11	200	Gr.	Sr.
or	12	Jeremiyah Love	5-11⅝	197	Fr.	Fr.

**NOTRE DAME SPECIAL TEAMS**

Pos.	No.	Name	Ht.	Wt.	Class	Elig.*
KO	32	Spencer Shrader	6-1¾	200	Gr.	Sr.
	92	Zac Yoakam	5-8	188	So.	So.
PK	32	Spencer Shrader	6-1¾	200	Gr.	Sr.
	92	Zac Yoakam	5-8	188	So.	So.
P	14	Bryce McFerson	6-1½	197	So.	Fr.
	43	Ben Krimm	6-1⅝	204	Gr.	Sr.
LS	65	Michael Vinson	6-2	242	Gr.	*Sr.
	51	Rino Monteforte	5-7	195	So.	So.

**TWO-DEEP TIDBITS - OFFENSE**

**Jayden Thomas**, the leading returning receiver from 2022, has proved that role accurate in '23. Thomas leads the team with 8 catches for 125 yards, which includes three third-down catches.

**Deion Colzie** continued his penchant for key third down conversions against Navy and also turned a short pass to the outside into a 25-yard touchdown reception.

**Chris Tyree** has shifted to wide receiver after three years as a running back with the Irish. He caught three passes for 36 yards against Navy and a 24-yard touchdown vs. TSU.

True freshman **Jaden Greathouse** nabbed a 35-yard touchdown pass on his first career touch against Navy. He followed up with a 20-yard scoring catch later in the game.

**Joe Alt**, the son of former NFL All-Pro John Alt, is one of four team captains for the Irish this season, has been selected as a consensus preseason All-American and is on the Outland, Lombardi and Walter Camp Award watch lists. See page 7 for more on Alt.

**Pat Coogan** made his first career start in just his second game played against Navy. He has helped the Irish average 206.0 rushing yards per game.

**Zeke Correll** has played guard and center during his career and now enters the season as one of the top snappers in the nation. He will make his 24th-career start on the Irish offensive line at NC State and is on the Rimington Award watch list.

**Rocco Spindler** joined Coogan to make his first career start at guard for the Irish against Navy and helped pave the way for 221 rushing yards against Tennessee State.

**Blake Fisher** combines with Joe Alt to give the Irish offensive line two of the top tackles in the nation. See page 7 for more on Alt and Fisher.

**Mitchell Evans** caught a career-high four passes for 61 yards against TSU. Evans also plays a key role in some of Notre Dame's short yardage packages by taking direct snaps. He rushed for five first downs and a touchdown from under center last season.

**Holden Staes** capped Notre Dame's scoring drive before halftime against TSU with a leaping four-yard touchdown catch for his first career scoring reception.

**Rico Flores Jr.** has shown a penchant for getting open in the preseason and posted the first reception of the game against Tennessee State, finishing the game with two catches for 31 yards.

**Sam Hartman** is 1-2 against NC State in his career and 0-2 in Carter-Finley Stadium. Against the Wolfpack Hartman is 72-131 passing for 923 yards (308/game) with six touchdowns and six interceptions.

**Audric Estimé** rushed for 95 yards in the opener against Navy, then followed up with his fourth career 100-yard rushing performance against TSU with 13 carries for 116 yards and one touchdown.

**Gi'Bran Payne** has converted four third-down attempts in 16 touches.

**Jadarian Price** has scored two touchdowns this season on eight touches (six carries, two receptions). His first career carry against Navy was a 19-yard touchdown. His second career catch was a 40-yard touchdown reception.

**Jeremiyah Love** is averaging 9.6 yards per rush and owns a 36-yard rushing touchdown (vs. TSU).

**Spencer Shrader** decided to play his final year at Notre Dame, claimed the starting kicker duties and has not looked back. A former professional soccer player, Shrader has rushed twice in his career (once for a 22-yard touchdown), caught a pass for seven yards, made two tackles on kick offs, punted once for 36 yards and has converted 28 career field goals.

**Bryce McFerson** has a booming leg and was slated to be the Irish kickoff specialist last season as a true freshman, before an injury kept him off the field. His first career punt for Notre Dame against Tennessee State ended up as a 54-yard boot.

**Michael Vinson** is in his sixth year at Notre Dame and is one of the top long snappers in the nation. He has developed into a clear leader not only for the Irish special teams, but the entire roster.



NOTRE DAME DEFENSE

Table with 7 columns: Pos., No., Name, Ht., Wt., Class, Elig.\*. Rows include VYP (Jordan Botelho, Junior Tuihalamaka, Joshua Burnham), DT (Rylie Mills, Jason Onye, Donovan Hinish, Howard Cross III, Aidan Keanaaina, Donovan Hinish), DE (Javontae Jean-Baptiste, Nana Osafo-Mensah, Joshua Burnham), WILL (Marist Liufau, Jaiden Ausberry), MIKE (JD Bertrand, Drayk Bowen), ROV (Jack Kiser, Jaylen Sneed), CB (Cam Hart, Jaden Mickey), LS (DJ Brown, Antonio Carter II, Thomas Harper), RS (Xavier Watts, Ramon Henderson), CB (Benjamin Morrison, Christian Gray, Clarence Lewis).

NOTRE DAME SPECIAL TEAMS

Table with 7 columns: Pos., No., Name, Ht., Wt., Class, Elig.\*. Rows include HLD (Dylan Devezin, Bryce McFerson), PR (Chris Tyree, Jaden Mickey), KR (Jadarion Price, Jeremiyah Love).

\* - Super Senior

Note: Class years are academic enrollment; Eligibility is in regards to on the field.

TWO-DEEP TIDBITS - DEFENSE

Jordan Botelho has been active through two games from his defensive end position with five tackles, one sack and a quarterback hurry.

Joshua Burnham leads the team in tackles-for-loss with two, while also posting a sack and two quarterback hurries.

Rylie Mills is No. 10 on The Athletic's Freak List for his work in the weight room and has been disruptive on the defensive line so far in 2023. Mills' timely sack against Navy in the fourth quarter pushed the Midshipmen back from the four-yard line that eventually led to a field goal.

Jason Onye is coming off an early-career-best game with five tackles against Tennessee State. He also blocked his first career field goal, preventing TSU points after the Irish fumbled a kick return and gifted the Tigers the ball at the ND 12-yard line.

Howard Cross III joins Jack Kiser and Marist Liufau as the team leaders with 10 tackles each, with Cross III playing on the interior of Notre Dame's defensive line.

Javontae Jean-Baptiste single handedly ended a Navy drive with back-to-back tackles at the line in the second quarter. He followed up his ND debut against the Midshipmen with three tackles and a quarterback hurry against TSU.

Nana Osafo-Mensah is a leader in the defensive line group and a steady force against the run.

Marist Liufau enters his second full season as a starter in 2023 and has been all over the field through the first two games of the year. He is tied for the team lead with 10 tackles.

JD Bertrand is the defacto leader of the Irish defense, and is one of the most prolific tackling linebackers of the last 20 years. See page 7 for more on Bertrand.

Jack Kiser does a little bit of everything for the Irish defense, and can appear on the line or even as a spot safety if necessary. He led the team with eight tackles against Navy.

Cam Hart was voted a captain by his teammates this season, and looks poised for a highly productive final season with the Irish. Among the most veteran defenders on the team (37 games played) Hart has 73 career tackles, 14 PBUs and two interceptions.

DJ Brown returned for a fifth year and is the 'quarterback' of the back seven for Notre Dame's defense. A solid and sure tackler, Brown has 109 career stops and three interceptions in his career.

Xavier Watts has grown from a rookie wide receiver into one of Notre Dame's starting safeties. He has appeared in 28 games and has 60 career tackles to his credit.

Benjamin Morrison was a Freshman All-American last season, and is focused on taking his game to an even higher level in 2023. See page 7 for more on Morrison.

The Irish defense is filled with talented younger players eager to make their mark with increased playing time in 2023. Jaylen Sneed loves to pressure the quarterback and get downhill on running situations. Christian Gray, a true freshman, has earned the trust of position coach Mike Mickens to be listed as a back up to Benjamin Morrison.

While those talented younger players are ready for their moment, there are three key veterans in the back seven of the defense who will play key roles. Clarence Lewis has played in 39 games at Notre Dame and scored his first career touchdown on a 33-yard interception return against Tennessee State. Thomas Harper, a transfer from Oklahoma State, made his first start in an Irish uniform against TSU. Antonio Carter II jumps up a level from Rhode Island and will provide the Irish safeties depth and contribute across the Irish special teams.

Dylan Devezin, a sophomore walk-on quarterback, has seized the team's holder role and has earned Spencer Shrader's - and special teams coordinator Marty Biagi's - trust.

**ALPHABETICAL ROSTER/PRONUNCIATIONS**

No.	Name	Pronunciation
75	Sullivan Absher	
76	Joe Alt	
18	Steve Angeli	Ann-JELL-ee
33	Sam Assaf	Aye-saff
96	Cole Aubrey	
19	Marty Auer	like hour
23	Jaiden Ausberry	
79	Tosh Baker	
15	Ryan Barnes	
84	Kevin Bauman	Bauw-man
16	Micah Bell	Mike-ah
27	JD Bertrand	
12	Jordan Botelho	Bo-TELL-ho
34	Drayk Bowen	Drake BOE-enn
2	DJ Brown	
40	Joshua Burnham	
68	Michael Carmody	Car-MAH-dee
4	Antonio Carter II	
77	Ty Chan	
0	Deion Colzie	
78	Pat Coogan	
37	Henry Cook	
52	Zeke Correll	CORE-ell
70	Ashton Craig	
56	Howard Cross III	
16	Dylan Devezin	DEV-eh-zen
48	Marcello Diomede	Mar-chell-oh Dee-oh-med-ee
26	Chase Dixon	
31	Bryan Dowd	
26	Isaiah Dunn	
28	Griffin Eifert	Eye-fert
7	Audric Estimé	Aw-drick Ess-tim-MAY
88	Mitchell Evans	
80	Jordan Faison	Fai-zonn
54	Blake Fisher	
23	Justin Fisher	
87	Cooper Flanagan	
17	Rico Flores Jr.	Ree-coh Floor-rez
22	Devyn Ford	Dev-in
95	Tyson Ford	
42	Henry Garrity	Gare (like stare)-itty
91	Aiden Gobaira	Ay-den Go-BYE-ruh
29	Christian Gray	
19	Jaden Greathouse	
13	Thomas Harper	
5	Cam Hart	
10	Sam Hartman	
11	Ramon Henderson	RAH-moan
41	Donovan Hinish	HIGH-nish
98	Devan Houston	Dev-in Houston (like the city)
56	Charles Jagusah	Jaw-goo-saw
14	Braylon James	
1	Javontae Jean-Baptiste	Ja-von-tay Szawn Bap-teest
92	Aidan Keanaaiana	Key-aw-nah-eye-nah
27	Chase Ketterer	Ket-err-err
24	Jack Kiser	KYE-zerr
43	Ben Krimm	
73	Andrew Kristofic	Kris-TAH-fick
57	Andrew Kros	Cross

**NUMERICAL ROSTER**

No.	Name	Pos.	Ht.	Wt.	Cl.	Elg.	Hometown/High School
0	Deion Colzie	WR	6-4 ¼	210	Jr.	Jr.	McDonough, GA/Athens Academy
0	Xavier Watts	S	5-11 ¾	204	Sr.	Jr.	Omaha, NE/Harry A. Burke
1	Javontae Jean-Baptiste	DL	6-4 ½	260	Gr.	*Sr.	Spring Valley, NY/Bergen Catholic/Ohio State
2	DJ Brown	S	6-1 ¼	202	Gr.	*Sr.	Annapolis, MD/St. John's College
3	Gi'Bran Payne	RB	5-9 ½	208	So.	Fr.	Cincinnati, OH/LaSalle
3	Jaylen Sneed	LB	6-2	223	So.	Fr.	Hilton Head Island, SC/Hilton Head
4	Antonio Carter II	S	5-11 ¾	207	Gr.	Sr.	Orlando, FL/Oak Ridge/Rhode Island
4	Chris Tyree	WR	5-9 ½	192	Sr.	Sr.	Chester, VA/Thomas Dale
5	Cam Hart (C)	CB	6-2 ½	207	Gr.	Sr.	Baltimore, MD/Good Counsel
5	Tobias Merriweather	WR	6-4	204	So.	So.	West Camas, WA/Union
6	Clarence Lewis	CB	5-11 ½	202	Sr.	Sr.	Edison, NJ/Mater Dei
7	Audric Estime	RB	5-11 ½	227	Jr.	Jr.	Nyack, NY/St. Joseph Regional
7	Jaden Mickey	CB	5-11 ½	181	So.	So.	Eastvale, CA/Centennial
8	Marist Liufau	LB	6-2 ¼	239	Gr.	Sr.	Kalihi, HI/Punahou
8	Kenny Minchey	QB	6-1 ½	219	Fr.	Fr.	Hendersonville, TN/John Paul Pope II
9	Eli Raridon	TE	6-6 ¾	250	So.	So.	Des Moines, IA/Valley
10	Sam Hartman (C)	QB	6-1 ½	212	Gr.	*Sr.	Charlotte, NC/Oceanside Collegiate/Wake Forest
11	Ramon Henderson	S	6-1	196	Sr.	Sr.	Bakersfield, CA/Liberty
11	KK Smith	WR	5-11	168	Fr.	Fr.	Frisco, TX/Reedy
12	Jordan Botelho	LB	6-2 ½	264	Sr.	Sr.	Honolulu, HI/Saint Louis
12	Jeremiah Love	RB	5-11 ⅞	197	Fr.	Fr.	St. Louis, MO/Christian Brothers
13	Thomas Harper	S	5-10 ⅝	195	Gr.	*Sr.	Knoxville, TN/Karns/Oklahoma State
13	Holden Staes	TE	6-4 ¼	242	So.	So.	Atlanta, GA/The Westminster School
14	Braylon James	WR	6-2 ⅞	202	Fr.	Fr.	Austin, Texas/Stony Point
14	Bryce McFerson	P	6-1 ½	197	So.	Fr.	Indian Trail, NC/Metrolina Christian Academy
15	Ryan Barnes	CB	6-1 ⅞	186	Jr.	So.	Gaithersburg, MD/Quince Orchard
16	Micah Bell	CB	5-9 ½	173	Fr.	Fr.	Houston, TX/The Kinkaid School
16	Dylan Devezin	QB	6-1 ⅞	222	So.	So.	New Orleans, LA/St. Augustine
17	Rico Flores Jr.	WR	6-0 ⅞	205	Fr.	Fr.	North Highlands, CA/Folsom
17	Brenan Vernon	DL	6-4 ¾	259	Fr.	Fr.	Mentor, OH/Mentor
18	Steve Angeli	QB	6-2 ¾	211	So.	Fr.	Westfield, NJ/Bergen Catholic
18	Chance Tucker	CB	5-11 ¾	184	Jr.	So.	Encino, CA/Crespi Carmelite
19	Marty Auer	S	5-11 ½	200	Jr.	Jr.	Glenview, IL/Loyola Academy
19	Jaden Greathouse	WR	6-1	204	Fr.	Fr.	Austin, Texas/Westlake
20	Benjamin Morrison	CB	6-0 ¼	185	So.	So.	Phoenix, AZ/Brophy Prep
21	Adon Shuler	S	5-11 ½	208	Fr.	Fr.	Irvington, NJ/Irvington
22	Devyn Ford	RB	5-11	200	Gr.	Sr.	Stafford, VA/North Stafford/Penn State
22	Ben Minich	S	5-11 ⅞	193	Fr.	Fr.	West Chester, OH/Lakota West
23	Jaiden Ausberry	LB	6-0 ⅞	224	Fr.	Fr.	Baton Rouge, LA/University Laboratory School
23	Justin Fisher	TE	6-1 ¾	237	So.	So.	Mishawaka, IN/Mishawaka
24	Jack Kiser	LB	6-1 ⅝	232	Gr.	Sr.	Royal Center, IN/Pioneer
24	Jadarian Price	RB	5-10 ¾	206	So.	Fr.	Denison, TX/Denison
25	Preston Zinter	LB	6-2	232	Fr.	Fr.	North Andover, MA/Central Catholic
26	Chase Dixon	WR	5-11 ¾	183	Sr.	Sr.	Rockford, IL/Boylan Central Catholic
26	Isaiah Dunn	CB	5-11	179	So.	So.	Santa Fe Springs, CA/St. Paul
27	JD Bertrand (C)	LB	6-1	233	Gr.	Sr.	Alpharetta, GA/Blessed Trinity
27	Chase Ketterer	RB	5-11 ¾	208	Sr.	Sr.	New Carlisle, IN/New Prairie
28	Griffin Eifert	WR	6-0 ½	209	Sr.	Sr.	Fort Wayne, IN/Bishop Dwenger
28	Luke Talich	DB	6-3 ⅝	198	Fr.	Fr.	Cody, WY/Cody
29	Christian Gray	CB	5-11 ¾	189	Fr.	Fr.	St. Louis, MO/De Smet Jesuit
29	Matt Salerno	WR	6-0 ⅝	199	Gr.	*Sr.	Valencia, CA/Crespi Carmelite
30	Skip Velotta	RB	5-8 ⅞	209	Gr.	Sr.	Cleveland, OH/St. Ignatius
31	Nana Osafo-Mensah	DL	6-3 ⅞	264	Gr.	Sr.	Fort Worth, TX/Nolan Catholic
31	Bryan Dowd	P	6-3	175	Sr.	Sr.	Willow Springs, IL/Fenwick
32	Chris Salerno	K	5-10 ½	203	Jr.	Jr.	Valencia, CA/Crespi Carmelite
32	Spencer Shrader	K	6-1 ¾	200	Gr.	Sr.	Lithia, FL/Newsome/USF
33	Sam Assaf	RB	6-1	200	Gr.	Sr.	Atlanta, GA/Pace Academy
33	Tre Reader	LB	6-0 ¾	214	So.	So.	Tampa, FL/Berkeley Prep
34	Drayk Bowen	LB	6-2	234	Fr.	Fr.	St. John, IN/Andean HS

**ALPHABETICAL ROSTER/PRONUNCIATIONS**

No.	Name	Pronunciation
6	Clarence Lewis	
8	Marist Liufau	Lee-UH-fauw
12	Jeremiah Love	
14	Bryce McFerson	Mc-fuhr-son
5	Tobias Merriweather	
7	Jaden Mickey	
99	Rylie Mills	
8	Kenny Minchey	Minn-shee
22	Ben Minich	Minn-ick
51	Rino Monteforte	Reno (like the city) Montah-fort-tay
20	Benjamin Morrison	
93	Armel Mukam	Moo-cam
53	Quinn Murphy	
47	Jason Onye	Own-yay
45	Kobi Onyike	Own-you-kay
31	Nana Osafo-Mensah	Nah-nah Os-SAH-fo-men-sah
64	Joe Otting	Ott (like otter)-ing
3	Gi'Bran Payne	Gih-bron (like LeBron)
72	Sam Pendleton	
81	Jack Polian	Pole-lian
24	Jadarian Price	Jah-DAR (like dart)-ee-an
9	Eli Raridon	RARE-i-don
33	Tre Reader	Reed-err
58	Grant Ristoff	Wrist-off
97	Gabriel Rubio	
46	Jerry Rullo	Rule-oh
32	Chris Salerno	
29	Matt Salerno	
35	Hakim Sanfo	Hah-keem
36	Eddie Scheidler	SHIDE-ler
82	Leo Scheidler	SHIDE-ler
74	Billy Schrauth	sh-ROUTH
89	Charlie Selna	
38	Davis Sherwood	
32	Spencer Shrader	Sh-RAID-err
21	Adon Shuler	Uh-donn
11	KK Smith	
3	Jaylen Sneed	
50	Rocco Spindler	
13	Holden Staes	Stays
28	Luke Talich	Taal (like tally)-ich
55	Chris Terek	
83	Jayden Thomas	
51	Boubacar Traore	Boob-ah-car Tray-or-ree
18	Chance Tucker	
44	Junior Tuihalamaka	Tooye-ah-la-maka
4	Chris Tyree	
30	Skip Velotta	like lotta
17	Brenan Vernon	
65	Michael Vinson	
59	Aamil Wagner	Ah-meal
0	Xavier Watts	
86	Alex Whitman	
71	Brennan Wicks	
39	Andrew Yanoshak	
92	Zac Yoakam	Yo-cam
42	Nolan Ziegler	Zeeg-luhr
25	Preston Zinter	

**NUMERICAL ROSTER**

No.	Name	Pos.	Ht.	Wt.	Cl.	Elg.	Hometown/High School
35	Hakim Sanfo	TE	6-4 5/8	235	Sr.	Sr.	Alexandria, VA/Mount Vernon
36	Eddie Scheidler	S	5-10 1/8	190	Gr.	Sr.	Lake Forest, IL/Lake Forest
37	Henry Cook	WR	5-9 5/8	184	Sr.	Sr.	Shaker Heights, OH/St. Ignatius
38	Davis Sherwood	TE	6-3	238	Jr.	Jr.	Hightstown, NJ/Good Counsel
39	Andrew Yanoshak	TE	6-1 7/8	231	Jr.	Jr.	Bedford, PA/Bishop Guilfoyle
40	Joshua Burnham	DL	6-3 1/2	248	So.	Fr.	Traverse City, MI/Traverse City Central
41	Donovan Hinich	DL	6-1 5/8	280	So.	Fr.	Pittsburgh, PA/Central Catholic
42	Nolan Ziegler	LB	6-3	234	So.	Fr.	Caledonia, MI/Catholic Central
42	Henry Garrity	TE	6-3 1/8	229	Fr.	Fr.	Bloomfield Hills, MI/Brother Rice
43	Ben Krimm	P	6-1 1/8	204	Gr.	Sr.	Columbus, OH/Upper Arlington/Penn
44	Junior Tuihalamaka	DL	6-1 7/8	254	So.	So.	Granada Hills, CA/Bishop Alemany
45	Kobi Onyike	DL	6-4	285	So.	So.	Richmond, VA/Benedictine College Prep
46	Jerry Rullo	LB	6-0 7/8	214	So.	So.	Havertown, PA/Penn Charter
47	Jason Onye	DL	6-5	294	Jr.	So.	North Providence, RI/Bishop Hendricken
48	Marcello Diomede	K	6-0 3/8	185	Jr.	Fr.	Glen Ellyn, IL/Glenbard West
50	Rocco Spindler	OL	6-4 5/8	314	Jr.	So.	Clarkston, MI/Clarkston
51	Rino Monteforte	LS	5-7	195	So.	So.	Uniondale, NY/Kellenberg Memorial
51	Boubacar Traore	DL	6-4	237	Fr.	Fr.	Boston, MA/Catholic Memorial
52	Zeke Correll	OL	6-3	306	Gr.	Sr.	Cincinnati, OH/Anderson
53	Quinn Murphy	OL	6-5 1/4	312	Gr.	Sr.	Duxbury, MA/Duxbury
54	Blake Fisher	OL	6-6	315	Jr.	So.	Avon, IN/Avon
55	Chris Terek	OL	6-5 1/8	316	Fr.	Fr.	Glen Ellyn, IL/Glenbard West
56	Howard Cross III	DL	6-0 7/8	288	Gr.	Sr.	Paramus, NJ/St. Joseph Regional
56	Charles Jagusah	OL	6-7 1/4	330	Fr.	Fr.	Rock Island, IL/Alleman
57	Andrew Kros	LS	6-3 1/8	229	Fr.	Fr.	Louisville, KY/St. Xavier
58	Grant Ristoff	DL	6-2 7/8	271	Fr.	Fr.	Ladera Ranch, CA/JSerra Catholic/Penn
59	Aamil Wagner	OL	6-6	288	So.	Fr.	Yellow Springs, OH/Wayne
64	Joe Otting	OL	6-3 1/8	289	Fr.	Fr.	Topeka, KS/Hayden
65	Michael Vinson	LS	6-2	242	Gr.	*Sr.	Winnetka, IL/New Trier
68	Michael Carmody	OL	6-5 1/2	291	Sr.	Jr.	Mars, PA/Mars Area
70	Ashton Craig	OL	6-4 1/4	307	So.	Fr.	Lawrenceburg, IN/Lawrenceburg
71	Brennan Wicks	OL	6-5	261	Sr.	Sr.	Forestville, MD/Bishop McNamara
72	Sam Pendleton	OL	6-4 1/8	314	Fr.	Fr.	Lawsonville, NC/Reagan
73	Andrew Kristofic	OL	6-5 1/4	305	Gr.	Sr.	Gibsonia, PA/Pine-Richland
74	Billy Schrauth	OL	6-4 1/2	311	So.	Fr.	Campbellsport, WI/St. Mary's Springs
75	Sullivan Absher	OL	6-6 5/8	326	Fr.	Fr.	Belmont, NC/South Point
76	Joe Alt (C)	OL	6-8	322	Jr.	Jr.	North Oaks, MN/Totino-Grace
77	Ty Chan	OL	6-5	308	So.	Fr.	Lowell, MA/Lawrence Academy
78	Pat Coogan	OL	6-5 1/8	303	Jr.	So.	Palos Heights, IL/Marist
79	Tosh Baker	OL	6-8	317	Sr.	Jr.	Scottsdale, AZ/Pinnacle
80	Jordan Faison	WR	5-10 1/8	182	Jr.	Fr.	Fort Lauderdale, FL/Pine Crest
81	Jack Polian	WR	6-0 1/8	185	Jr.	Jr.	Ponte Vedra, FL/Ponte Vedra
82	Leo Scheidler	WR	6-0	188	So.	So.	Lake Forest, IL/Lake Forest
83	Jayden Thomas	WR	6-1 1/2	221	Jr.	So.	Paulding County, GA/Pace Academy
84	Kevin Bauman	TE	6-4 1/2	256	Sr.	Jr.	Red Bank, NJ/Red Bank Catholic
86	Alex Whitman	WR	6-2	189	Fr.	Fr.	Highstown, NJ/The Peddie School
87	Cooper Flanagan	TE	6-5 7/8	262	Fr.	Fr.	Pleasant Hill, CA/De La Salle
88	Mitchell Evans	TE	6-5 1/8	251	Jr.	Jr.	Wadsworth, OH/Wadsworth
89	Charlie Selna	TE	6-6 1/8	248	Sr.	Sr.	Atherton, CA/Sacred Heart Prep
91	Aiden Gobaira	DL	6-5	256	So.	Fr.	Fairfax, VA/Chantilly
92	Aidan Keanaaina	DL	6-3	309	Sr.	Jr.	Brighton, CO/J.K. Mullen
92	Zac Yoakam	K	5-8	188	So.	So.	Upper Arlington, OH/Upper Arlington
93	Armel Mukam	DL	6-3	280	Fr.	Fr.	La Prairie, Quebec, Canada/Woodberry Forest School
95	Tyson Ford	DL	6-3 7/8	274	So.	Fr.	St. Louis, MO/John Burroughs
96	Cole Aubrey	DL	6-0 5/8	230	Gr.	Sr.	Laguna Niguel, CA/St. John Bosco/Princeton
97	Gabriel Rubio	DL	6-5 1/4	306	Jr.	So.	St. Louis, MO/Lutheran of St. Charles County
98	Devan Houston	DL	6-4	292	Fr.	Fr.	Mississauga, Ontario, Canada/St. James School
99	Rylie Mills	DL	6-5 1/8	306	Sr.	Sr.	Lake Bluff, IL/Lake Forest



**SAM HARTMAN**

- Leads all active FBS quarterbacks in career touchdowns (116) and passing yardage (13,412).
- Is just the 12th FBS quarterback to throw for over 13,000 yards with 110 touchdown passes in a career.
- Holds Wake Forest records for career completions, attempts, total touchdowns and total yards.
- Owns an ACC-record 21 career 300-yard passing performances.
- Has a 36-game streak of games in which he is responsible for at least one touchdown, a streak which leads all active FBS players.
- Second behind Oregon's Bo Nix (48) in active career quarterback starts with 47.
- The 2022 Brian Piccolo Award Winner, which is given annually to the "most courageous" football player in the ACC. Hartman earned the award by making his way back to the field after being diagnosed with Paget-Schroetter syndrome (effort thrombosis). Hartman missed much of the month of August in 2022 and the '22 Wake Forest season-opener.
- Announced his decision to graduate transfer to Notre Dame for his final season of eligibility on January 5, 2023.
- Joined Jack Coan (2021 vs. Florida State) and Ron Powlus (1994 vs. Northwestern) as the only two Irish quarterback to throw four touchdowns in their debuts with the program.

**HARTMAN ON ACTIVE FBS CAREER CHARTS**

**TOUCHDOWN PASSES**

	Player	Team	TD Passes
1	<b>Sam Hartman</b>	<b>Notre Dame</b>	<b>116</b>
2	Dillon Gabriel	Oklahoma	97
3	Layne Hatcher	Ball State	84
	Will Rogers	Mississippi State	84
5	Grayson McCall	Coastal Carolina	79

**PASSING YARDS**

	Player	Team	Passing Yards
1	<b>Sam Hartman</b>	<b>Notre Dame</b>	<b>13,412</b>
2	Dillon Gabriel	Oklahoma	11,508
3	Bo Nix	Oregon	11,131
4	Will Rogers	Mississippi State	10,916
5	Kedon Slovis	BYU	10,118

**PASSING YARDS/GAME**

	Player	Team	Passing Yards/Game
1	Will Rogers	Mississippi State	303.2
2	Dillon Gabriel	Oklahoma	295.1
3	Seth Henigan	Memphis	289.1
4	Michael Penix Jr.	Washington	273.2
5	<b>Sam Hartman</b>	<b>Notre Dame</b>	<b>268.2</b>

**CAREER NCAA RANKINGS**

Hartman has thrown for 116 touchdowns in his career, including 38 scoring throws in 2022 and 39 in 2021. The NCAA record for career touchdown passes is 155 by Case Keenum from 2007-11.

**NCAA CAREER TOUCHDOWN LEADERS**

	Player	Team	Years	GP	Pass TDs
1	Case Keenum	Houston	2007-11	57	155
2	Kellen Moore	Boise State	2008-11	53	142
3	Graham Harrell	Texas Tech	2005-08	45	134
4	Colt Brennan	Hawaii	2005-07	38	131
	Rakeem Cato	Marshall	2011-14	53	131
6	Baker Mayfield	Texas Tech/Oklahoma	2013, 2015-17	48	131
7	Landry Jones	Oklahoma	2009-12	52	123
8	Ty Detmer	BYU	1988-91	46	121
9	Aaron Murray	Georgia	2010-13	52	121
10	Luke Falk	Washington State	2013-17	43	119
11	Timmy Chang	Hawaii	2000-04	53	117
12	<b>Sam Hartman</b>	<b>Wake Forest/Notre Dame</b>	<b>2018-active</b>	<b>50</b>	<b>116</b>
	Matt Barkley	Southern Cal	2009-12	47	116
13	Tim Rattay	Louisiana Tech	1997-99	33	115
14	Danny Wuerffel	Florida	1993-96	46	114
15	Derek Carr	Fresno State	2009-13	46	113

**NCAA CAREER PASSING YARDAGE LEADERS**

	Player	Team	Years	GP	Pass Yds
1	Case Keenum	Houston	2007-11	57	19,217
2	Timmy Chang	Hawaii	2000-04	53	17,072
3	Landry Jones	Oklahoma	2009-12	52	16,646
4	Graham Harrell	Texas Tech	2005-08	45	15,793
5	Ty Detmer	BYU	1988-91	46	15,031
6	Kellen Moore	Boise State	2008-11	53	14,667
7	Baker Mayfield	Texas Tech/Oklahoma	2013, 2015-17	48	14,607
8	Luke Falk	Washington State	2013-17	43	14,486
9	Colt Brennan	Hawaii	2005-07	38	14,193
10	Rakeem Cato	Marshall	2011-14	53	14,079
11	Mason Rudolph	Oklahoma State	2014-17	47	13,618
12	Sean Mannion	Oregon State	2011-14	47	13,600
13	Brett Rypien	Boise State	2015-18	50	13,581
14	Philip Rivers	NC State	2000-03	49	13,484
15	Corey Robinson	Troy	2010-13	48	13,477
16	<b>Sam Hartman</b>	<b>Wake Forest/Notre Dame</b>	<b>2018-active</b>	<b>50</b>	<b>13,412</b>
17	Colt McCoy	Texas	2006-09	53	13,253
18	Aaron Murray	Georgia	2010-13	52	13,166

**AUDRIC ESTIMÉ**

- Junior Audric Estimé led the 2022 Irish rushing attack with 920 yards, averaging 5.9 yards-per-carry and logging 11 rushing touchdowns.
- Estimé has led the Irish in rushing this season as well, earning 95 yards against Navy and his fourth career 100-yard rushing game against Tennessee State with 116 yards (which also included a career-best 50-yard run).
- With four 100-yard performances in his career, Estimé also has games with 95 (twice) and 97 total rushing yards.

**BENJAMIN MORRISON**

- Sophomore Benjamin Morrison led the Irish with six interceptions in 2022, earning consensus Freshman All-America honors.
- He was named the Walter Camp Player of the Week after his dominating performance against No. 5 Clemson, setting up Notre Dame's third touchdown with his first career interception, then picking off another pass and returning it 96 yards for a touchdown. He also contributed a career-best seven tackles and a PBU against the Tigers.
- His six interceptions in 2022 were the most for an Irish player since Manti Te'o picked off seven passes on his way to finishing second in the 2021 Heisman Trophy balloting. It also is the most for an Irish cornerback since Cole Luke intercepted four passes in 2014.
- The six interceptions were the third-most for any FBS defensive player in 2022 and tied for the most of any Power 5 defensive back.
- Shares the Notre Dame single-game record for interceptions in a game with 15 other players, picking off three Boston College passes during the 2022 home finale. He ended the Eagles first drive with an interception, then took away a BC scoring chance with an interception in the end zone later in the first quarter. Finally, in the midst of a snow storm in the second half, Morrison earned his third interception tracking down an overthrown screen pass.

**JD BERTRAND**

- JD Bertrand piled up 183 tackles in 2021 and 2022 (including 101 in '21) which is among the best two-year stretch for an Irish linebacker since 2000-

**NOTRE DAME LINEBACKERS SINCE 2000, TWO-YEAR TACKLE TOTALS**

1.	Manti Te'o	2010-11	261
2.	Manti Te'o	2011-12	241
3.	Tevon Coney	2017-18	239
4.	Jaylon Smith	2014-15	226
5.	Courtney Watson	2002-03	207
6.	Nyles Morgan	2016-17	186
7.	<b>JD Bertrand</b>	<b>2021-22</b>	<b>183</b>
	Maurice Crum	2006-07	183
9.	Mike Goolsby	2002, 04	172

- Bertrand was a selection for the 2022 Allstate AFCA Good Works team and his passionately involved in Uplifting Athletes and serves as the Notre Dame chapter president for the organization. Dedicated to service from a very young age, Bertrand started volunteering with his family at Must Ministries when he was just three years old.
- Bertrand has eight tackles through two games in 2023.

**JADEN GREATHOUSE**

True freshman wide receiver Jaden Greathouse was the first freshman wideout to catch two touchdown passes in his first career game against Navy on Aug. 26. He also became just the fifth Irish wide receiver to catch two touchdown passes in a season-opener since 1996.

Michael Floyd did it twice, nabbing three scores in the '09 opener against Nevada then starting the 2011 season with two scoring receptions against USF. Davaris Daniels caught two touchdowns in the 2013 opener against Temple, Will Fuller caught two against Texas in 2015 and Equanemious St. Brown followed up in 2016 with two against the Longhorns.

**TEAM CAPTAINS**

Notre Dame announced the selection of four captains for the 2023 season – junior offensive tackle **Joe Alt**, senior linebacker **JD Bertrand**, senior cornerback **Cam Hart** and graduate student quarterback **Sam Hartman**.

Bertrand becomes the 27th two-time captain in program history. Hartman has now earned captaincy status from his fellow teammates in the last four seasons - 2020, 2021 and 2022 at Wake Forest and now in 2023 at Notre Dame.

**BOOKEND OFFENSIVE TACKLES – ALT AND FISHER**

Junior **Joe Alt** and sophomore **Blake Fisher** combined to provide the Irish offensive line possibly the finest offensive tackle tandem in college football. Interestingly enough, the duo at one point were competing for the same position - left tackle.

At the end of the 2020 season, Liam Eichenberg - a consensus All-American - was selected 42nd overall in the NFL Draft. The Irish offensive line had a massive role to fill entering the 2021 season and true freshman Blake Fisher ended up earning the start in a big game at Florida State for the '21 opener.

Fisher started the game, played well but suffered a knee injury. Joe Alt, who played some tight end for the Irish early in the '21 season in short yardage situations, eventually earned the left tackle spot and started the final eight games of the season.

Fisher would recover from his knee injury in time to return to the Irish lineup in the final game of the '21 season - a Fiesta Bowl matchup with Oklahoma State. But this time, with Alt established at left tackle, Fisher lined up at right tackle and the dominating duo was born.

The two combined to help the Irish average 4.6 yards per carry in 2022, rack up over 2,400 rushing yards (which was the sixth-best total for the program since 1996) and finish with 25 total rushing touchdowns.

The college football world has noticed the skills. Alt and Fisher are on the Outland Trophy Watch List, while Alt also found himself on the Walter Camp Award and Lombardi Award watch lists.

So far, the duo has helped pave the way for 206.0 yards per game rushing through two games and have yet to give up a quarterback sack (Navy and TSU combined for just two quarterback hurries).

**COACHING STAFF CHANGES**

Notre Dame welcomes back a former staff member (who was an analyst in his previous time with the program) in addition to two brand new faces to the Irish coaching staff. Marty Biagi assumes the special teams coordinator role after serving as a special teams analyst with the Irish in 2016. He replaces Brian Mason who moved to the Indianapolis Colts in the NFL.

Gino Guidugli, the Bob and Leslie Mohr Family Quarterbacks Coach and Pass Game Coordinator takes the quarterback room reins from Tommy Rees, who is now the offensive coordinator at Alabama.

Joe Rudolph has also joined the Irish staff at the Joe Moore Offensive Line Coach. He steps in for Harry Hiestand, who retired after the 2022 season.

While not a new face, Gerard Parker - in his second year at Notre Dame - continues his work with the tight ends and will also serve as the John and Bobbie Arlotta Family Offensive Coordinator.

Along with those staff changes, selected members of the returning Irish coaching staff assumed new titles. Deland McCullough added Run Game Coordinator and Mike Mickens is the Defensive Pass Game Coordinator.

**TRANSFERS READY TO MAKE AN IMPACT**

Notre Dame welcomes six transfers into the program this season that are all expected to have an immediate impact on the field.

- **Antonio Carter II** adds to the Notre Dame safety group after starting all 11 games at Rhode Island last season and finishing with 60 tackles and 10 pass break ups.
- **Devyn Ford** brings experience to a talented running back corps and is expected to be a big contributor for the Irish special teams. Ford played in 27 games at Penn State, logging 133 carries and six rushing touchdowns.
- **Thomas Harper** is another addition to the Irish back seven on defense. Harper saw action in 42 career games and boasts 93 tackles, eight pass break ups and two interceptions in his time at Oklahoma State.
- **Sam Hartman**, the Wake Forest record holder for career completions, passing attempts and total touchdowns joined the Irish quarterback group.
- **Javontae Jean-Baptiste** is another experienced defensive player (47 games played at Ohio State) and injects a veteran athletic presence on an Irish defensive line that saw all-time sack leader Isaiah Foskey parlay a three-year career on the defensive line into a second round NFL draft selection.
- **Spencer Shrader** chose Notre Dame for his final year of eligibility and finds himself on the preseason Lou Groza Award Watch List. One of the top kickoff specialists in the country, Shrader has kicked 28 field goals during his career and has kicked off 209 times in college football without one kick sailing out of bounds.
- Other newcomers via the transfer route include punter **Ben Krimm** and defensive lineman **Grant Ristoff** - both from Penn - and **Cole Aubrey** from Princeton.

**YEAR TWO OF A GOLDEN DEFENSE**

Notre Dame will enter the season with the same defensive coordinator for the second consecutive year, something that has not occurred since the 2020 season.

Clark Lea left after the 2020 season to be the head coach at Vanderbilt. He was replaced by Marcus Freeman who was promoted to head coach at the conclusion of the '21 regular season.

In 2023, Al Golden will enter his second year as the head of the Irish defense and hopes to get that second-year-in-the-system bounce.

Golden's first Irish defense was a solid 21st overall in total defense in '22, bolstered by a rush defense that held Notre Dame's opponents under 200 total rushing yards per game for the first time since 2019.

Lea held the defensive coordinator spot for three seasons, in his second (2019) the Irish moved from 30th overall in defense to 18th. The rush defense surged from 44th to third.

The Irish defense has started the season in fine form thus far, holding Navy and Tennessee State without a touchdown - the first time the program has achieved that since 1975.

**EXPERIENCE CHART**

In 2022 the Notre Dame roster would finish the season with seven players logging over 50 games played in their career, including defensive back Houston Griffith, who ended his career as the all-time games played leader at Notre Dame with 62.

The Irish roster this season is led by DJ Brown's 49 games played and has been injected with three transfer veterans that boast over 45 career games played:

Player	Games Played	Starts
Sam Hartman	50	47
DJ Brown	49	13
Javontae Jean-Baptiste	49	8
Spencer Shrader	46	n/a
Jack Kiser	42	16
Michael Vinson	42	n/a
Thomas Harper	44	9
JD Bertrand	40	25

**IRISH WILL PLAY 500TH GAME IN NOTRE DAME STADIUM IN 2023**

Since the first season of competition in Notre Dame Stadium in 1930, Notre Dame is 373-117-5 (.759) in the facility and will play the 500th game in 'The House That Rockne Built' against Wake Forest on November 18th.

Here are the other 'milestone' games in Notre Dame Stadium -

- Game 100: No. 2 Notre Dame 21, No. 4 Texas 0 - Sept. 25, 1954 - the first game of the Terry Brennan era at Notre Dame.
- Game 200: No. 5 Notre Dame 48, Air Force 15 - Nov. 22, 1973 - this game is memorable as it was the last non-sellout of Notre Dame Stadium before the program's sell out streak ended at 243 games on Nov. 16, 2019. The Irish and Falcons met on Thanksgiving Weekend in front of 57,236 fans (the capacity of Notre Dame Stadium in 1973 was 59,075).
- Game 300: No. 13 Tennessee 35, No. 5 Notre Dame 34 - Nov. 19, 1991 - the only game on this list that Notre Dame fans would like to forget. The Volunteers rallied from a 31-7 deficit and partially blocked Notre Dame's potential game-winning field goal as time expired.
- Game 400: Notre Dame 21, San Diego State 13 - the first game of the 2008 season.



**NOTRE DAME VS. NC STATE - THE LAST TIME**

	<b>GAME 8</b> October 28, 2017   Notre Dame Stadium	
---	--	---

<b>[9] NOTRE DAME</b>	<b>35</b>
<b>[14] NC STATE</b>	<b>14</b>

SOUTH BEND, IN - The Notre Dame rushing attack totaled 318 yards against the nation's sixth-ranked rushing defense, busting NC State's average coming into the game (91.3) by nearly 230 yards. At the head of the Irish charge was Josh Adams, who bolstered his Heisman credentials with a 202-yard, one-touchdown performance..

**SCORE BY QUARTERS**

	1	2	3	4	FINAL
NC State	7	7	0	0	14
Notre Dame	7	14	14	0	35

**SCORING SUMMARY**

1st	10:05	NCS	Pratt 0 yd blocked punt return (Wise kick)
	9:36	ND	Smythe 25 yd pass from Wimbush (Yoon kick)
2nd	14:48	NCS	Harmon 15 yd pass from Finley (Wise kick)
	9:37	ND	Wimbush 3 yd run (Yoon kick)
	5:30	ND	Stepherson 11 yd pass from Wimbush (Yoon kick)
3rd	12:05	ND	Love 69 yd interception return (Yoon kick)
	4:11	ND	Adams 77 yd run (Yoon kick)

**TEAM STATISTICS**

	NC STATE	NOTRE DAME
FIRST DOWNS	14	25
RUSHES-YARDS (NET)	24-50	54-318
PASSING YARDS (NET)	213	104
Passes Comp-Att-Int	17-37-1	10-19-0
TOTAL OFFENSE PLAYS-YARDS	61-263	73-422
Punt Returns-Yards-TD	2-22-1	3-11
Kickoff Returns-Yards	5-118	3-73
Punts (Number-Avg)	8-44.5	7-24.2
Fumbles-Lost	0-0	0-0
Penalties-Yards	12-89	4-29
Possession Time	25:43	34:17
Third-Down Conversions	5-16	9-16

Rushing:

NC State- Gallaspy 11-47, Samuels 8-18, Hines 2-6, Finley 3- -21

Notre Dame - Adams 27-202-1, McIntosh 11-63, Williams 8-33, Wimbush 1 - -1

Passing:

NC State- Finley 17-37-1-231-1

Notre Dame - Wimbush 10-19-0-104-2

Receiving:

NC State- Harmon 7-97-1, Meyers 3-31, Gallaspy 3-8, Louis 2-56, Samuels 2-21

Notre Dame - Smythe 3-52-1, Stepherson 2-24-1, Claypool 2-17, St. Brown 2-13, Adams 1- -2

**SERIES HISTORY VS. NC STATE - THE LAST TIME**

**1-2-0**

H: 1-0-0; A: 0-1-0; N: 0-1-0

Site	Year	Ranking	W/L	ND	NC St
2003 Gator Bowl, AllTel Stadium, Jacksonville, FL	2002	11-17	L	6	28
Away	2016		L	3	10
Home	2017	9-14	W	35	14

**NOTRE DAME'S RECORD...**

Category	Since 1996	2023
in Notre Dame Stadium	125-46	1-0
on opponent home field	65-54	0-0
on a neutral field	33-16	1-0
against AP Top 25	46-62	0-0
against unranked opponents	177-54	2-0
against AAC teams	12-2	1-0
against ACC teams	56-18	0-0
against Big Ten teams	34-32	0-0
against Mountain West teams	12-2	0-0
against Pac-12 teams	38-29	0-0
against MAC teams	6-0	0-0
against OVC teams	1-0	1-0
500 yards or more of total offense	52-9	1-0
400 yards or more of total offense	134-35	2-0
300 yards or more of total offense	202-75	2-0
rushes for 200 or more yards	107-10	1-0
throws for 300 or more yards	44-26	1-0
has 25 or more first downs	66-16	2-0
has 10 or more rushing first downs	125-23	2-0
has 10 or more passing first downs	112-65	2-0
has 10 or more third down conversions	18-4	0-0
commits zero turnovers	75-10	1-0
commits one or less turnovers	152-33	2-0
commits two or less turnovers	187-67	2-0
has 30 or more minutes of possession	141-42	1-0
records 3 or more sacks	100-25	0-0
records 4 or more sacks	69-9	0-0
intercepts a pass	162-54	1-0
intercepts 2 or more passes	67-17	1-0

**NOTRE DAME - ACC SCHEDULING AGREEMENT HISTORY**

Year	Opponent	Site	W/L	Score
2014	Syracuse	MetLife Stadium	W	31-15
2014	North Carolina	H	W	50-43
2014	Florida State	A	L	27-31
2014	Louisville	H	L	28-31
2015	Virginia	A	W	34-27
2015	Georgia Tech	H	W	30-22
2015	Clemson	A	L	22-24
2015	Pittsburgh	A	W	42-30
2015	Wake Forest	H	W	28-7
2015	Boston College	Fenway Park	W	16-13
2016	Duke	H	L	35-38
2016	Syracuse	MetLife Stadium	W	50-33
2016	NC State	A	L	3-10
2016	Miami	H	W	30-27
2016	Virginia Tech	H	L	31-34
2017	Boston College	A	W	49-20
2017	North Carolina	A	W	33-10
2017	NC State	H	W	35-14
2017	Wake Forest	H	W	48-37
2017	Miami	A	L	8-41
2018	Wake Forest	A	W	56-27
2018	Virginia Tech	A	W	45-23
2018	Pittsburgh	H	W	19-14
2018	Florida State	H	W	42-13
2018	Syracuse	Yankee Stadium	W	36-3
2019	Louisville	A	W	35-17
2019	Virginia	H	W	35-20
2019	Virginia Tech	H	W	21-20
2019	Duke	A	W	38-7
2019	Boston College	H	W	40-7
2020~	Duke	H	W	27-13
2020~	Florida State	H	W	42-26
2020~	Louisville	H	W	12-7
2020~	Pittsburgh	A	W	45-3
2020~	Georgia Tech	A	W	31-13
2020~	Clemson	H	W	47-40 (20T)
2020~	Boston College	A	W	45-31
2020~	North Carolina	A	W	31-17
2020~	Syracuse	H	W	45-21
2021	Florida State	A	W	41-38 (OT)
2021	Virginia Tech	A	W	32-29
2021	North Carolina	H	W	44-34
2021	Virginia	A	W	28-3
2021	Georgia Tech	H	W	55-0
2022	North Carolina	A	W	45-32
2022	Syracuse	A	W	41-24
2022	Clemson	H	W	35-14
2022	Boston College	H	W	44-0
2023	NC State	A		
2023	Duke	A		
2023	Louisville	A		
2023	Clemson	A		
2023	Pittsburgh	H		

~ - Notre Dame was a one-year member of the ACC in 2020 due to COVID-19 scheduling challenges.

**NOTRE DAME - ACC SCHEDULING AGREEMENT NOTES**

- In a partnership that began in 2014, the University of Notre Dame and the Atlantic Coast Conference agreed to schedule the Irish to play, on average, five ACC opponents each season. Originally scheduled through the 2025 season, the games have now been scheduled through the 2037 campaign.
- Notre Dame is 40-7 (.851) against ACC opponents since the scheduling agreement began during the 2014 season.
- The Irish completed their fifth-straight undefeated regular season against the ACC in 2022 (4-0). They have won 28-straight games against the ACC in the regular season dating back to 2017.
- In 2020, the Irish went 9-0 in ACC play, with wins over Duke, Florida State, Louisville, Pitt, Georgia Tech, Clemson, Boston College, North Carolina and Syracuse.
- In 2019, the Irish went undefeated against the ACC, beating Louisville, Virginia, Virginia Tech, Duke and Boston College as part of the scheduling agreement.
- The Irish improved to 32-1 in regular-season games against Atlantic Coast Conference opponents over the last five seasons (2017-22) after the shut out win over Boston College.
- Notre Dame has won 13-straight ACC road games and 16-consecutive ACC home games.
- There have been seasons when the Irish face just four ACC opponents but will eventually even out the agreement by facing six ACC teams in another year (this occurred in 2014, 2015, 2021 and 2022).
- The 2023 Notre Dame ACC schedule marks the first time since the agreement began in 2014 that the Irish will play four of the five ACC games on the road.

**NOTRE DAME VS. ACC**

ND vs.	Won	Lost	Tied
Boston College	18	9	0
Clemson	3	4	0
Duke	5	2	0
Florida State	5	6	0
Georgia Tech	30	6	1
Louisville	2	1	0
Miami (Fla.)	18	8	1
North Carolina	21	2	0
North Carolina State	1	2	0
Pittsburgh	50	21	1
Syracuse	8	3	0
Virginia	4	0	0
Virginia Tech	2	1	0
Wake Forest	5	0	0
<b>TOTALS</b>	<b>172</b>	<b>65</b>	<b>3</b>

**HONORS AND AWARDS**

Alt, Joe	2023 Team Captain		Thorpe Award Watch List
	Walter Camp Award Watch List		Nagurski Trophy Watch List
	Outland Trophy Watch List		Associated Press Preseason All-American - Second Team
	Lombardi Award Watch List		<i>The Sporting News</i> Preseason All-American - Second Team
	Associated Press Preseason All-American - First Team		Phil Steele Preseason All-American - Second Team
	<i>The Sporting News</i> Preseason All-American - First Team		CBS Sport Preseason All-American - Second Team
	Phil Steele Preseason All-American - First Team		<i>The Athletic</i> Preseason All-American - Second Team
	ESPN Preseason All-American - First Team		<i>Sports Illustrated</i> Preseason All-American - Second Team
	CBS Sports Preseason All-American - First Team		Athlon Sports Preseason All-American - Third Team
	<i>The Athletic</i> Preseason All-American - First Team	Onye, Jason	Notre Dame Special Teams Player of the Game - Tenn. St.
	<i>Sports Illustrated</i> Preseason All-American - Second Team	Osafo-Mensah, NaNa	Senior Bowl Watch List
	Athlon Sports Preseason All-American - First Team	Price, Jadarian	Comeback Player of the Year Watch List
Bertrand, JD	2022, 2023 Team Captain	Raridon, Eli	Comeback Player of the Year Watch List
	Butkus Award Watch List	Tyree, Chris	Notre Dame Special Teams Player of the Game - vs. Navy
	Nagurski Trophy Watch List		Hornung Award Watch List
	Senior Bowl Watch List	Vinson, Michael	Patrick Mannelly Award Watch List
Carter, Antonio II	Senior Bowl Watch List		Phil Steele Preseason All-American - Second Team
Correll, Zeke	Rimington Award Watch List	Shrader, Spencer	Lou Groza Award Watch List
Cross III, Howard	Notre Dame Defensive Player of the Game - Tenn. State		
Estimé, Audric	Notre Dame Offensive Player of the Game - Tenn. State		
	Doak Walker Award Watch List		
Freeman, Marcus	Dodd Trophy Coach of the Week - vs. Navy		
Fisher, Blake	Outland Trophy Watch List		
	Athlon Sports Preseason All-American - Fourth Team		
Greathouse, Jaden	247Sports Preseason True Freshman All-American		
	Shawn Alexander Award (Fresh. of the Year) Watch List		
Harper, Thomas	Senior Bowl Watch List		
Hart, Cam	2023 Team Captain		
	<i>The Athletic</i> Freaks List - No. 32		
	Senior Bowl Watch List		
Hartman, Sam	2023 Team Captain		
	2023 Aer Lingus CFB Classic Most Valuable Player		
	Senior Bowl Player of the Week - Aug. 28 (Week Zero)		
	Notre Dame Offensive Player of the Game - vs. Navy		
	Walter Camp Award Watch List		
	Maxwell Award Watch List		
	Davey O'Brien Award Watch List		
	Senior Bowl Watch List		
Liufau, Marist	Notre Dame Defensive Player of the Game - vs. Navy		
	Butkus Award Watch List		
	Polynesian Player of the Year Watch List		
	Senior Bowl Watch List		
Jean-Baptiste, Javontae	<i>The Athletic</i> Freaks List - No. 82		
	Senior Bowl Watch List		
Mills, Rylie	<i>The Athletic</i> Freaks List - No. 10		
	Senior Bowl Watch List		
Morrison, Benjamin	Bednarik Award Watch List		

**UNIVERSITY INFORMATION**

Location ..... Notre Dame, Indiana  
 Founded ..... 1842  
 Nickname ..... Fighting Irish  
 Colors ..... Blue and Gold  
 Enrollment ..... 8,624 (undergraduates), 12,614 (total)  
 Stadium ..... Notre Dame Stadium (FieldTurf/77,622)  
 President ..... Rev. John I. Jenkins, C.S.C.  
 Provost ..... John T. McGreevy  
 NCAA Faculty Representative ..... Patricia Bellia  
 University VP/James E. Rohr Director of Athletics ..... Jack Swarbrick

**FOOTBALL INFORMATION**


Offensive Formation ..... Multiple  
 Defensive Formation ..... Multiple  
 2022 Overall Record ..... 9-4 | Gator Bowl Champion  
 Final Ranking ..... #18 AP | #18 Coaches | #21 CFP (pre-bowl)  
 Offensive/Defensive Starters From 2022 Returning/Lost ..... 13/9  
 Offensive Starters From 2022 Returning/Lost ..... 7/4  
 Defensive Starters From 2022 Returning/Lost ..... 6/5  
 Special Teams Starters From 2022 Returning/Lost ..... 1/2  
 Monogram Winners From 2022 Returning/Lost ..... 50/25  
 All-Time Record ..... 961-335-42\*  
 All-Time Record At Home ..... 518-130-13\*  
 All-Time Record On The Road ..... 316-162-23  
 All-Time Record In Neutral Venues ..... 126-44-6  
 First Year of Football ..... 1887  
 Years Of Football ..... 2023 is the 135th year of Notre Dame Football

**NOTRE DAME FOOTBALL ATHLETIC COMMUNICATIONS**



**KATY LONERGAN**

*Associate Athletics Director  
 Strategic and Football Communications*  
 klonerg2@nd.edu | 785-764-9941  
 game day location - field  
 main contact for: Coach Freeman, assistant coaches, student-athlete interviews



**ALAN WASIELEWSKI**

*Assistant Athletics Director  
 Team Communications*  
 awasiele@nd.edu | 574-532-4167  
 game day location - press box, middle, third seating level  
 main contact for: football media operations, credentials, cumulative and career statistics, game notes, photo requests, distribution



**CLAIRE KRAMER**

*Senior Associate Athletics Communications Director*  
 ckramer@nd.edu | 913-952-6454  
 game day location - press box, middle, third seating level  
 main contact for: award nominations, weekly and post game press conferences, press box operations, student-athlete interview support



**DAN WACKER**

*Associate Athletics Communications Director*  
 dwacker@nd.edu | 608-487-3858  
 game day location - field  
 main contact for: media parking, opponent liaison, student-athlete interview support

**WEEKLY MEDIA SCHEDULE**

**MARCUS FREEMAN AVAILABILITY**

- The Dick Corbett Head Football Coach Marcus Freeman conducts a weekly press conference at 12 p.m. ET each Monday of a game week in person in the Notre Dame Stadium Media Room and also available via Zoom.
- The half hour weekly conference previews the upcoming game and is available to watch live on YouTube (search Notre Dame athletics). Coach Freeman also holds a brief Zoom on Thursdays of game weeks at 12 p.m. ET.
- To obtain the link for Monday or Thursday's Zoom, media members should contact Dan Wacker (dwacker@nd.edu).
- For any other Coach Freeman interview requests, media members should contact Katy Lonergan (klonerg2@nd.edu).

**STUDENT-ATHLETE INTERVIEWS**

- Media members are not permitted to directly contact student-athletes, coaches or support staff to arrange interviews.
- This policy becomes active when any new student-athlete to the roster arrives on campus (for example, in January as an early-enrollees or in June as summer workouts begin). This policy then continues from that point throughout the entirety of their Notre Dame career.
- In-season interviews with selected Notre Dame student-athletes will occur on a weekly basis Tuesday during each game week in person at the Irish Athletics Center.
- Interview requests for student-athletes on a weekly basis or for any other feature ideas (including print media, podcasts and video interviews) must be submitted to Katy Lonergan (klonerg2@nd.edu). The in-season deadline for weekly Tuesday interviews after practice is 12 p.m. ET the Sunday before the proposed interview.
- A player availability schedule will be distributed before each interview session during the season.

**GAME NOTES/DISTRIBUTION LIST**

- All media members will be provided with access to game notes on Monday of game week at FightingIrish.com/ndfbmedia and they also will be distributed via our email distribution list.
- Contact Alan Wasielewski (awasiele@nd.edu) if you need to be added to the distribution list.

**FIGHTINGIRISH.COM/PRESSBOX**

- All Notre Dame football information is available at FightingIrish.com/pressbox, which provides access to game notes, student-athlete and coaching staff headshots, updated season statistics, interview session video archives and more.

**MORE MEDIA GUIDELINES**

- A document with media guidelines for Notre Dame home football games is emailed to each accredited member of the media before each game. Credentialed media are responsible for reading the guidelines and adhering to the policies.
- To request a copy of Notre Dame football's full media guidelines, email Alan Wasielewski at awasiele@nd.edu.



**MARCUS FREEMAN**

The Dick Corbett Head Football Coach  
14th Year Coaching, Third At Notre Dame  
Second Year as Head Coach (11-5)

**THE FREEMAN FILE**

Hometown	Huber Heights, OH
High School	Wayne High School
College	Ohio State (2007, B.S.; 2011, M.S.)
Wife	Joanna
Children	Vinny, Siena, Gino, Nico, Capri and Rocco

**PLAYING EXPERIENCE**

2004-08	Ohio State	Linebacker
2009	Chicago Bears	Linebacker
	Buffalo Bills	Linebacker
	Houston Texans	Linebacker

**BOWLS PLAYED**

2005	Ohio State (Alamo)
2006	Ohio State (Fiesta)
2007	Ohio State (BCS National Championship)
2008	Ohio State (BCS National Championship)

**COACHING CAREER**

2010	Ohio State	Graduate Assistant
2011-12	Kent State	Linebackers
2013-15	Purdue	Linebackers
2016	Purdue	Co-Defensive Coordinator/Linebackers
2017-20	Cincinnati	Defensive Coordinator/Linebackers
2021-22	Notre Dame	Bob Hinton Defensive Coordinator/Linebackers
2022-	Notre Dame	The Dick Corbett Head Football Coach

**BOWLS COACHED IN**

2010	Ohio State (Sugar)	2019	Cincinnati (Birmingham)
2012	Kent State (GoDaddy.com)	2020	Cincinnati (Peach)
2018	Cincinnati (Military)	2021	Notre Dame (Fiesta)
2022	Notre Dame (Gator)		

Marcus Freeman, one of the rising young stars in the profession was named the 30th Dick Corbett Head Football Coach at the University of Notre Dame on Dec. 3, 2021. Freeman took over as head coach of the Irish after serving the 2021 season as its defensive coordinator.

Freeman completed his first full season at the helm of the Irish program with a 9-4 mark, with wins over fifth-ranked Clemson, 16th-ranked BYU and 16th-ranked Syracuse; in addition to closing the season with a Gator Bowl win over 19th-ranked South Carolina. He joins Terry Brennan (1954) as just the second Irish head coach to claim four ranked wins in his first season on the Notre Dame sidelines.

His 2023 Notre Dame team was led by consensus All-American Michael Mayer, who finished his junior season as the best tight end in school history. Additionally, consensus All-American defensive lineman Isaiah Foskey became the Notre Dame all-time leader in sacks. Four other Irish earned All-America honors in offensive linemen Joe Alt and Jarrett Patterson, long snapper Michael Vinson, cornerback Benjamin Morrison took home Freshman All-American honors.

Mayer and Foskey were each tabbed in the second round of the 2023 NFL Draft by the Las Vegas Raiders and New Orleans Saints, respectively, while Patterson was drafted in the sixth round by the Houston Texans.

The Irish special teams had a tremendous 2022 season as Notre Dame led the nation with seven blocked kicks, all punts, with Foskey getting his hands on two of them.

In his first season with the Irish in 2021, while serving as the Bob Hinton Defensive Coordinator, Freeman led a transformation on the defensive side of the ball that included a number of Top-20 national rankings. The Irish ranked seventh nationally in defen-

sive touchdowns (4), 10th in turnovers gained (25) and third-down conversion percentage (.321), 12th in total sacks (41.0) and 15th nationally in interceptions (15) and scoring defense (19.7). The 41.0 team sacks tied the program record of 41, also set during the 1996 season.

Under Freeman's guidance, Notre Dame safety Kyle Hamilton was named a consensus All-American in 2021 and went on to be the 14th overall selection in the 2022 NFL Draft.

Freeman oversaw then-sophomore Isaiah Foskey's breakout season as a starter on the defensive line. Foskey tallied 11.0 sacks in 2021, third-most in program history for a single season. The depth of the Irish defense was on full display with Freeman serving as defensive coordinator, as 15 different players recorded a sack and 21 different players had a tackle-for-loss. The 15 interceptions are the most in a single season since 2014, when the Irish had 16. In November, the Irish had three-straight games without allowing a touchdown for the first time since 2012.

Prior to coming to South Bend, Freeman spent the previous four seasons as the defensive coordinator at Cincinnati. During his time with the Bearcats, he was named the 2020 247Sports.com Defensive Coordinator of the Year and 2020 Broyles Award Finalist along with a nominee for the Broyles Award in 2019 and 2018.

In 2020, the Bearcats (9-1) earned a bid to the Peach Bowl as the No. 8-ranked team in the nation and won the American Athletic Conference Championship, the program's first outright league title since 2009.

Cincinnati's defense ranked in the Top-20 nationally in several categories for 2020-21, including being ranked 13th in total defense (324.6 yards per game) and eighth in scoring defense (16.8 points per game) among all FBS teams. In addition, the Bearcats were third in team passing efficiency defense (101.25), 14th in rushing defense (111.1 yards per game), 15th in red zone defense (0.735), 17th in fourth down defense (0.375 rate), 16th in team sacks (3.00 per game) and 10th in turnovers gained (21).

Freeman coached the Bearcats to back-to-back 11-win seasons in 2018 and 2019, the 2019 American Athletic Conference East Division Championship and consecutive bowl-game wins in the 2018 Military Bowl and 2019 TicketSmarter Birmingham Bowl.

The Bearcats finished atop the 2019 AAC ranks in scoring defense for the second-straight season and ranked among the league's top three in rushing and total defense. Cincinnati led the American in 2018 in rushing defense, scoring defense and total defense and ranked among the Top-15 in the NCAA FBS in all three categories.

Joined the Bearcats staff after a four-year stint at Purdue. He coached linebackers all four seasons and served as the Boilermakers co-defensive coordinator in 2015.

Prior to his time at Purdue, Freeman coached linebackers at Kent State from 2011-12, helping develop all-conference selections Luke Batton and C.J. Malaulu.


Freeman started his coaching career as a graduate assistant coach at his alma mater, Ohio State, in 2010 and the Buckeyes went 12-1 with a victory in the Sugar Bowl.

Freeman is just the third Notre Dame head coach to have been selected in the NFL Draft, and is the first since Ara Parseghian was drafted by the Pittsburgh Steelers in 1947. He is the 23rd Notre Dame head coach to have Division I playing experience and the first since Tyrone Willingham.

During his playing career, Freeman was a four-year letterwinner for the Buckeyes from 2004 to 2008. He played under current Wisconsin head coach Luke Fickell and earned second team All-Big Ten honors in 2008 while helping lead Ohio State to four conference titles, three BCS bowls and two trips to the national title game during his career.

He played in the 2009 Senior Bowl and was a fifth-round draft pick of the Chicago Bears, spending time with the Bears, Buffalo Bills and Houston Texans before a medical condition ended his playing career.





**AL GOLDEN**  
Bob Hinton Defensive Coordinator/Linebackers  
31st Year Coaching, Second Year At Notre Dame

- Coordinated the 21st-ranked total defense in the nation in 2022, as the Irish finished 15th in the country in sacks per game (2.92).
- A three-year letter winner and two-year starter at tight end at Penn State.
- Prior to his time at Notre Dame, he spent two seasons as the linebackers coach with the Cincinnati Bengals. Has been a head coach at the collegiate level (Temple, 2006-10; Miami FL, 2011-15).



**GERAD (Jared) PARKER**  
John and Bobbie Arlotta Family Offensive  
Coordinator/Tight Ends  
18th Year Coaching, Second At Notre Dame

- Promoted to offensive coordinator in February of 2023 after serving as the team's tight end coach in '22, helping guide Michael Mayer to a consensus All-America season as the most prolific TE in school history.
- Was the offensive coordinator at West Virginia from 2020-21 and served as Purdue's interim head coach (2016) while on the same staff with current Irish head coach Marcus Freeman.



**MARTY BIAGI** (Bee-ah-Gee)  
Special Teams Coordinator  
16th Year Coaching, First At Notre Dame

- A special teams analyst at Notre Dame in 2016, returns to campus as the special teams coordinator after successful stints at North Texas (2017-19), Purdue (2020-21) and Ole Miss (2022).
- A two-time finalist for the FootballScoop.com Special Teams Coordinator of the Year, Biagi boasts nine years of special teams coordinator experience.
- A punter and placekicker at Marshall (2004-08).



**GINO** (Geeno)  
**GUIDUGLI** (Guh-Doo-Lee)  
Bob and Leslie Mohr Family Quarterbacks  
Coach/Pass Game Coordinator  
13th Year Coaching, First At Notre Dame

- Joins the Irish staff after serving as the offensive coordinator and quarterbacks coach at Cincinnati in 2022, his alma mater where he passed for 70 touchdowns and is a charter member of the Nippert Stadium Hall of Fame.
- Started his coaching career at Central Michigan before shifting to his alma mater where he coached on the same staff with current Irish head coach Marcus Freeman.



**DELAND (DEE-Land) MCCULLOUGH** (Mc-cull-la)  
Running Backs  
13th Year Coaching, Second At Notre Dame

- Had an immediate impact on the Irish RB group in 2022, helping three backs rush for over 400 yards and average 4.4 per carry.
- McCullough was a three-time All-MAC selection (1st team in 1992 and 1995, 2nd team in 1994) at Miami (Ohio).
- Won Super Bowl LIV as a member of the Kansas City Chiefs staff.



**MIKE MICKENS**  
Cornerbacks/Defensive Pass Game Coordinator  
12th Year Coaching, Fourth At Notre Dame

- Heading into his fourth season coaching the cornerbacks at Notre Dame in 2023 and helped mentor sophomore Benjamin Morrison through a freshman All-America season in '22.
- Starred at the University of Cincinnati where he became the school's career leader in interceptions (14) and interception return yards (296).



**CHRIS O'LEARY**  
Pat and Jana Eilers Defensive Backs Coach/  
Safeties  
Eighth Year Coaching, Fourth At Notre Dame

- Heading into his fourth season as the Pat and Jana Eilers Defensive Backs Coach/Safeties in 2022, helped the Irish defense finish 21st in total defense and 38th in scoring defense in '22.
- A wide receiver, saw action in 27 games at Indiana State and hauled in 47 receptions for 397 yards, while also completing 2-of-3 passes for 61 yards and one touchdown for the Sycamores.



**JOE RUDOLPH**  
Joe Moore Offensive Line Coach  
19th Year Coaching, First At Notre Dame

- A proven developer of top offensive line talent, Rudolph joins the staff after spending the '22 season at Virginia Tech, which followed a successful seven-year run at Wisconsin.
- Rudolph's charges at Wisconsin earned a Rimington Award, nine All-America selections, five first-team All-America honors and nine first-team All-Big Ten accolades.



**CHANSI** (Chance-ee)  
**STUCKEY** (Stuck-ee)  
Wide Receivers  
Fourth Year Coaching, First At Notre Dame

- During his college days at Clemson, he was a quarterback in his freshman season before moving to wide receiver. In his three years as a wide out, he amassed 139 receptions, 1,750 yards and seven receiving touchdowns.
- Enters his second season at Notre Dame and his fifth overall as a coach in 2022



**AL WASHINGTON**  
Bob and Leslie Mohr Family Defensive Line  
Coach/Defensive Run Game Coordinator  
16th Year Coaching, Second At Notre Dame

- In his first season with the Irish in '22, helped develop Consensus All-American Isaiah Foskey, who broke the all-time sacks record at Notre Dame and ended up as a second-round draft pick by the New Orleans Saints.
- Washington was a three-year starter and four-year letterwinner as a defensive tackle for Boston College (2002-05). He finished his career with 74 tackles, six sacks and 15.5 tackles for loss.



AP TOP 25

Rk	Team (1st Place Votes)	Rec.	Points	Trend
1	Georgia (60)	0-0	1572	-
2	Michigan (2)	0-0	1490	-
<b>3</b>	<b>Ohio State (1)</b>	<b>0-0</b>	<b>1400</b>	-
4	Alabama	0-0	1398	-
5	LSU	0-0	1276	-
<b>6</b>	<b>Southern Cal</b>	<b>0-0</b>	<b>1245</b>	-
7	Penn State	0-0	1177	-
8	Florida State	0-0	1147	-
<b>9</b>	<b>Clemson</b>	<b>0-0</b>	<b>1032</b>	-
10	Washington	0-0	977	-
11	Texas	0-0	882	-
12	Tennessee	0-0	868	-
13	NOTRE DAME	0-0	863	-
14	Utah	0-0	811	-
15	Oregon	0-0	732	-
16	Kansas State	0-0	511	-
17	TCU	0-0	416	-
18	Oregon State	0-0	406	-
19	Wisconsin	0-0	386	-
20	Oklahoma	0-0	296	-
21	North Carolina	0-0	292	-
22	Ole Miss	0-0	281	-
23	Texas A&M	0-0	227	-
24	Tulane	0-0	224	-
25	Iowa	0-0	131	-

Others receiving votes: Texas Tech 101, South Carolina 73, UCLA 66, UTSA 64, Arkansas 22, Boise State 17, **Pittsburgh 16**, Kentucky 14, Troy 10, **Louisville 10**, Auburn 7, Minnesota 6, **Duke 4**, Toledo 4, Mississippi State 4, Florida 4, Baylor 3, Illinois 3, Coastal Carolina 3, **NC State 1**, South Alabama 1, James Madison 1, Liberty 1.

**bold** - 2023 Notre Dame opponents

AFCA TOP 25

Rk	Team (1st Place Votes)	Rec.	Points	Trend
1	Georgia (61)	0-0	1643	-
2	Michigan	0-0	1510	-
3	Alabama (4)	0-0	1489	-
<b>4</b>	<b>Ohio State (1)</b>	<b>0-0</b>	<b>1485</b>	-
5	LSU	0-0	1294	-
<b>6</b>	<b>Southern Cal</b>	<b>0-0</b>	<b>1228</b>	-
7	Penn State	0-0	1181	-
8	Florida State	0-0	1145	-
<b>9</b>	<b>Clemson</b>	<b>0-0</b>	<b>1078</b>	-
10	Tennessee	0-0	991	-
11	Washington	0-0	941	-
12	Texas	0-0	848	-
13	NOTRE DAME	0-0	841	-
14	Utah	0-0	839	-
15	Oregon	0-0	820	-
16	TCU	0-0	655	-
17	Kansas State	0-0	440	-
18	Oregon State	0-0	365	-
19	Oklahoma	0-0	320	-
20	North Carolina	0-0	315	-
21	Wisconsin	0-0	309	-
22	Ole Miss	0-0	303	-
23	Tulane	0-0	225	-
24	Texas Tech	0-0	200	-
25	Texas A&M	0-0	196	-

Others receiving votes: Iowa 169, South Carolina 89, Florida 63, UTSA 59, **Pittsburgh 52**, UCLA 42, Kentucky 34, Baylor 28, Troy 25, Arkansas 20, Fresno State 19, **NC State 19**, Auburn 18, Boise State 18, Miami FL 16, Minnesota 16, Mississippi State 13, Oklahoma State 12, Missouri 11, Maryland 10, SMU 8, South Alabama 8, Illinois 7, Air Force 6, **Wake Forest 6**, Toledo 5, Washington State 4, Houston 3, Arizona 2, BYU 2, **Duke 2**, James Madison 1, Kansas 1, Memphis 1.



**STARTER HISTORY**

**OFFENSE**

Name	Pos.	2023	Streak	Career
Joe Alt	OL	2	23	23
Sam Hartman	QB	2	14*	47*
Zeke Correll	OL	2	15	23
Blake Fisher	OL	2	15	17
Mitchell Evans	TE	2	9	9
Jayden Thomas	WR	2	6	9
Audric Estimé	RB	2	2	4
Holden Staes	TE	2	2	3
Tobias Merriweather	WR	2	2	2
Rocco Spindler	OL	2	2	2
Pat Coogan	OL	2	2	2
Chris Tyree	RB	0	0	7
Deion Colzie	WR	0	0	1
Tosh Baker	OL	0	0	2
Michael Carmody	OL	0	0	2
Andrew Kristofic	OL	0	0	8
Davis Sherwood	TE	0	0	1

\* - includes games started at Wake Forest

**DEFENSE**

Name	Pos.	2023	Streak	Career
Marist Liufau	LB	2	14	17
Xavier Watts	S	2	6	6
JD Bertrand	LB	2	5	25
Rylie Mills	DL	2	5	12
Jordan Botelho	LB	2	3	4
DJ Brown	S	2	3	13
Howard Cross III	DL	2	2	10
Cam Hart	CB	2	2	22
Thomas Harper	DB	1	1	9+
Javontae Jean-Baptiste	DL	1	1	8^
Benjamin Morrison	CB	1	1	10
Jack Kiser	LB	1	0	16
Nana Osafo-Mensah	DL	1	0	2
Jaylen Sneed	LB	1	0	1
Ramon Henderson	CB/S	0	0	6
Jaden Mickey	DB	0	0	1
Clarence Lewis	S/CB	0	0	21
Junior Tuihalamaka	LB	0	0	1

+ - includes games started at Oklahoma State

^ - includes games started at Ohio State

**CAREER STARTS BY POSITION**

WR	LT	LG	C	RG	RT	TE	WR	QB	WR or TE	RB
Thomas (9)	Alt (23)	Kristofic (8)	Correll (17)	Spindler (2)	Fisher (16)	Evans (9)	Merriweather (2)	Hartman (47)	Staes (3)	Tyree (7)
	Carmody (2)	Correll (6)				Bauman (1)			Sherwood (1)	Estimé (4)
	Baker (2)	Coogan (2)								
	Fisher (1)									
DL	DL	DL	DL	LB/DB	LB	LB	CB	S	S	CB
Cross III (10)	Jean-Baptiste (8)	Mills (12)	Botelho (4)	Lewis (22)	Liufau (17)	Bertrand (25)	Hart (22)	Brown (13)	Watts (6)	Morrison (10)
	Osafo-Mensah (2)			Kiser (16)		Tuihalamaka (1)	Mickey (1)			
				Harper (9)						
				Henderson (6)						
				Sneed (1)						





**THE LAST TIME...**

**RUSHING**

500 or more yards	515	at Boston College	2017
400 yards	451	Massachusetts	2015
300 yards	353	Florida State	2020
200 yards	221	Tennessee State	2023
200 yards in the first half	214	Boston College	2022
200 yards consecutive games	226	UNLV	2022
	246	at Syracuse	2022
three straight 200-yard rushing games	263	Clemson	2022
70 or more attempts	76	Michigan State	1991
60 attempts	63	Navy	2007
50 attempts	56	at Syracuse	2022
40 attempts	46	vs. South Carolina	2022
Eight or more rushing TDs	9	Pittsburgh	1965
Seven rushing TDs	7	at Boston College	2017
Six rushing TDs	6	South Florida	2020
Five rushing TDs	5	Southern Cal	2017
Four rushing TDs	4	Boston College	2022
Three rushing TDs	3	Tennessee State	2023

**PASSING**

500 or more yards	509	vs. Oklahoma State	2021
400 yards	434	New Mexico	2019
300 yards	336	Tennessee State	2023
60 or more attempts	68	vs. Oklahoma State	2021
50 attempts	53	Virginia Tech	2019
40 attempts	46	Cincinnati	2021
30 attempts	30	Tennessee State	2023
35 or more completions	38	vs. Oklahoma State	2021
30 completions	35	at Clemson	2015
25 completions	27	at Stanford	2021
6 or more TDs	6	Bowling Green	2019
5 TDs	5	vs. Oklahoma State	2021
4 TDs	4	Tennessee State	2023
3 TDs	4	Tennessee State	2023
5 or more interceptions thrown	7	Southern Cal	1967
4 interceptions thrown	4	at Arizona State	2014
3 interceptions thrown	3	vs. South Carolina	2022

**TOTAL OFFENSE**

700 or more yards	710	Wake Forest	2017
650 yards	654	Syracuse	2015
600 yards	611	Boston College	2017
550 yards	557	Tennessee State	2023
500 yards	557	Tennessee State	2023
450 yards	557	Tennessee State	2023
400 yards	557	Tennessee State	2023
300 yards in the first half	336	Boston College	2022

**SCORING**

scored 60 or more points	66	New Mexico	2019
50 points	56	Tennessee State	2023
45 points	56	Tennessee State	2023
40 points	56	Tennessee State	2023
35 points	56	Tennessee State	2023
30 points	56	Tennessee State	2023
30 points in the first half	37	Boston College	2022
21 or more points in a quarter	28 (2nd)	Tennessee State	2023
21 or more points in the first quarter	23	UNLV	2022
21 or more points in the second quarter	28	Tennessee State	2023
21 or more points in the fourth quarter	21	Clemson	2022
scored on the first 8 drives of the game (5 FG, 3 TD)	8	Boston College	2022
allowed 60 or more points		Never	
allowed 50 points	50	at Texas (2 OT)	2016
allowed 40 points	40	vs. Clemson	2020
allowed 30 points	38	vs. South Carolina	2022
held scoreless	0-17	at Boston College	2008
held scoreless at home	0-38	Southern Cal	2007
held scoreless on the road	0-17	at Boston College	2008
held scoreless in the second half	0	vs. Navy	2022
held without offensive TD	3-30	vs. Clemson	2019
held without offensive TD on the road	3-10	at NC State	2016
held without offensive TD at home	0-38	Southern Cal	2007
held opponent scoreless	44-0	Boston College	2022
held opponent scoreless in first half	28-0	vs. Navy	2023
held opponent scoreless at home	44-0	Boston College	2022
held opponent scoreless on the road	17-0	at Purdue	1993
held opponent without offensive TD	56-3	Tennessee State	2023
held opponent without offensive TD on the road	28-3	at Virginia	2021
held opponent without offensive TD at home	56-3	Tennessee State	2023
held opponent scoreless neutral site	22-0	vs. Maryland	2002
held two opponents scoreless in a season	22-0	vs. Maryland	2002
	42-0	Rutgers	2002
held three opponents scoreless in a season	23-0	Purdue	1976
	49-0	at Northwestern	1976
	41-0	Oregon	1976
held four/five/six opponents scoreless in a season	35-0	vs. Army	1966
	32-0	North Carolina	1966
	38-0	at Oklahoma	1966
	40-0	Pittsburgh	1966
	64-0	Duke	1966
	51-0	at Southern Cal	1966
scored on the first play of the game	int return	at Syracuse	2022
		B. Joseph	29 yds

**TURNOVERS**

did not commit a turnover	0	vs. Navy	2023
committed six or more turnovers	6	vs. Navy	1984
committed five turnovers	5	Boston College	2015
lost four or more fumbles	4	Michigan State	1999
lost three fumbles	3	at Boston College	2020
recorded six or more takeaways	6	Michigan	2012
recorded five takeaways	5 (3 int, 2 fumble)	Boston College	2022
returned two or more interceptions for touchdowns	2	vs. Wisconsin	2021
Jack Kiser - 66 yds, Drew White - 48 yards			
returned an interception for a touchdown	1	Tennessee State	2023
Clarence Lewis - 33 yds			
returned a fumble for a touchdown	1	Georgia Tech	2021
Myron Tagovailoa-Amosa - 70 yds			

**DEFENSE**

held opponent to 100 or fewer rushing yards	89	Tennessee State	2023
held opponent to 50 or fewer rushing yards	34	Clemson	2020
100 or fewer passing yards	67	Tennessee State	2023
200 or fewer passing yards	42	vs. Navy	2023
100 or fewer passing yards, consecutive games	67	Tennessee State	2023
	43	vs. Navy	2023
300 or fewer total yards	156	Tennessee State	2023
200 or fewer total yards	156	Tennessee State	2023
intercepted five or more passes	5	Michigan	2012
intercepted four passes	4	vs. Wisconsin	2021
intercepted three passes	3	Boston College	2022
forced five or more fumbles	5	at Louisville	2019
forced four fumbles	4	Syracuse	2020
forced three fumbles	3	at Stanford	2021
scored a safety		vs. BYU	2022
recorded nine or more sacks	9	Rutgers	1996
eight sacks	8	Virginia	2019
seven sacks	7	at Virginia	2021
six sacks	6	California	2022
held opponent to 10 or fewer first downs	10	Boston College	2022
held opponent without a 3rd down conversion	0-12	UNLV	2022

**SPECIAL TEAMS**

returned a punt for a touchdown	Massachusetts	C.J. Sanders (50 yds)	2015
returned a blocked punt for a TD	Clemson	Prince Kollie (17 yds)	2022
returned a kickoff for a touchdown	vs. Wisconsin	Chris Tyree (96 yds)	2021
returned a blocked FG for a TD	at Air Force	Terrail Lamber (76 yds)	2006
blocked a punt	vs. Navy	Jack Kiser	2022
blocked two punts	UNLV	Isaiah Foskey (both)	2022
blocked two consecutive punts	UNLV	Isaiah Foskey (both)	2022
blocked punt in consecutive games	Stanford & UNLV		2022
blocked punt in three cons. games	at Syracuse	Clarence Lewis	2022
blocked punt in four cons. games	Clemson	Jordan Botelho	2022
blocked punt in five cons. games	vs. Navy	Jack Kiser	2022
punted 10 or more times	at Michigan		2019

did not punt	vs. Navy		2023
blocked a field goal	Tennessee State	Jason Onye	2023
had a field goal blocked	at Texas		2016
blocked a PAT kick	Florida State	Jerry Tillery	2018
scored on a blocked PAT kick	Florida State	Julian Love	2018
missed a PAT kick	Cincinnati		2021
had a PAT kick blocked	Florida State		2018
opponent scored on blocked PAT	Northwestern		2014
had a punt blocked	Northwestern		2018
two-point conversion	Marshall	Tyler Buchner run	2022
missed two-point conversion	at Southern Cal	pass failed	2022
stopped 3 two-point conv. attempts	at North Carolina		2022
recovered two onside kicks	vs. Navy	P. Kollie, M. Salerno	2022

**MISCELLANEOUS**

had 35 or more first downs	35	at North Carolina	2022
had 30 or more first downs	35	at North Carolina	2022
had 25 or more first downs	26	Tennessee State	2023
had 20 or more first downs	26	Tennessee State	2023
ND was not penalized		at LSU	1997
had 10 or more penalties	11	at Stanford	2019
has 120 or more yards in penalties	120	at Rutgers	2000
had 40 or more minutes of possession time	40:55	vs. BYU	2022
had 35 or more minutes of possession time	36:39	vs. South Carolina	2022
was involved in a tie game	17-17	at Southern Cal	1994
was involved in an overtime game	41-38	at Florida State	2021
was involved in a 2 OT overtime game	47-40	Clemson	2020
was involved in a 3 OT overtime game	29-26	Pittsburgh	2012
was involved in a 4 OT overtime game	33-36	Pittsburgh	2008

**NOTRE DAME PLAYER RUSHING**

rushed for 100 yards	116	Audric Estimé	Tennessee State	2023
rushed for 125 yards	130	Logan Diggs	UNLV	2022
rushed for 150 yards	199	Kyren Williams	North Carolina	2020
rushed for 175 yards	199	Kyren Williams	North Carolina	2020
rushed for 200 yards	202	Dexter Williams	Florida State	2018
rushed for 250 yards	262	Julius Jones	at Pittsburgh	2003
QB rushed for 200 yards	207	Brandon Wimbush	at Boston College	2017
QB rushed for 100 yards	139	Ian Book	at Duke	2019
two players rush for over 100 yards	114	Logan Diggs	Clemson	2022
	104	Audric Estimé	Clemson	2022
three players rush for over 100 yds	128	DeShone Kizer	at Stanford	2015
	161	Josh Adams	at Stanford	2015
	124	Dexter Williams	at Stanford	2015
rushed 40 or more times	40	Allen Pinkett	at LSU	1984
rushed 35 times	35	Julius Jones	BYU	2003
rushed 30 times	32	James Aldridge	Navy	2007
rushed 25 times	28	Logan Diggs	UNLV	2022

two players rush 20 times	20	Audric Estimé	at Syracuse	2022
	20	Logan Diggsg	at Syracuse	2022
rushed for 4 or more TDs	4	Brandon Wimbush	at Boston College	2017
rushed for 3 TDs	3	Kyren Williams	Clemson	2020
rushed for 2 TDs	2	Tyler Buchner	vs. South Carolina	2022
had a run of 90 yards or more	91	Kyren Williams	North Carolina	2021
had a run of 80 yards or more	91	Kyren Williams	North Carolina	2021
had a run of 70 yards or more	91	Kyren Williams	North Carolina	2021
had a run of 60 yards or more	68	Tyler Buchner	Georgia Tech	2021
had a run of 50 yards or more	50	Audric Estimé	Tennessee State	2023

**PASSING**

passed for 500 or more yards	509	Jack Coan	vs. Oklahoma St.	2021
passed for 400 yards	509	Jack Coan	vs. Oklahoma St.	2021
passed for 300 yards	318	Drew Pyne	at Southern Cal	2022
attempted 60 or more passes	68	Jack Coan	vs. Oklahoma St.	2021
attempted 50 passes	53	Ian Book	Virginia Tech	2019
attempted 40 passes	40	Ian Book	Boston College	2019
attempted 30 passes	32	Tyler Buchner	Marshall	2022
completed 30 or more passes	38	Jack Coan	vs. Oklahoma St.	2021
completed 20 passes	23	Drew Pyne	at Southern Cal	2022
threw six touchdowns	6	Brady Quinn	BYU	2005
threw five touchdowns	5	Jack Coan	vs. Oklahoma St.	2021
threw four touchdowns	4	Sam Hartman	vs. Navy	2023
threw three touchdowns	4	Sam Hartman	vs. Navy	2023
threw five or more interceptions	5	Terry Hanratty	Southern Cal	1967
threw four interceptions	4	Everett Golson	at Arizona State	2014
threw three interceptions	3	Tyler Buchner	vs. South Carolina	2022
completed a pass of 90 yds or more	95	Dayne Crist	Michigan	2010
completed a pass of 80 yds or more	83	Brandon Wimbush	at Stanford	2017
completed a pass of 70 yds or more	75	Tyler Buchner	vs. South Carolina	2022
completed a pass of 60 yds or more	75	Tyler Buchner	vs. South Carolina	2022
completed a pass of 50 yds or more	75	Tyler Buchner	vs. South Carolina	2022
finished first half w/o incompletion	8-8	Drew Pyne	at Southern Cal	2022
completed 10 straight passes	15	Drew Pyne	at Southern Cal	2022
completed 15 consecutive passes	15	Drew Pyne	at Southern Cal	2022
consecutive completions to start a game	15	Drew Pyne	at Southern Cal	2022

**RECEIVING**

caught 10 or more passes	11	Michael Mayer	vs. BYU	2022
caught 7 passes	8	Michael Mayer	at Southern Cal	2022
had 200 or more yards	201	Golden Tate	at Stanford	2009
had 175 yards	180	Chase Claypool	Wake Forest	2017
had 150 yards	180	Chase Claypool	Wake Forest	2017
had 100 yards	115	Michael Mayer	UNLV	2022
had 2/3 receivers with 100+ yds	136	Lorenzo Styles	vs. Oklahoma St.	2021
	115	Chris Tyree	vs. Oklahoma St.	2021
	105	Kevin Austin	vs. Oklahoma St.	2021
caught 4 or more TDs	4	Chase Claypool	Navy	2019
caught 3 or more TDs	3	Javon McKinley	Syracuse	2020
caught 2 or more TDs	2	Jaden Greathouse	vs. Navy	2023

caught 3 or more TDs in one half	3	Ben Skowronek	at Boston College	2020
----------------------------------	---	---------------	-------------------	------

**TOTAL OFFENSE**

had 500 or more total yards	505	Jack Coan	vs. Oklahoma St.	2021
had 400 total yards	406	Ian Book	New Mexico	2019
had 100 yard passing, 100 rushing	181 139	Ian Book	at Duke	2019
had 3 RB with 100+ scrimmage yards	134	Audric Estimé	at North Carolina	2022
	111	Chris Tyree	at North Carolina	2022
	115	Logan Diggs	at North Carolina	2022

**SCORING**

accounted for 6 or more TDs	6	Ian Book	New Mexico	2019
accounted for 5 or more TDs	5	Tyler Buchner	vs. South Carolina	2022
accounted for 4 or more TDs	4	Sam Hartman	vs. Navy	2023
accounted for 3 or more TDs	3	Sam Hartman	Tennessee State	2023

**DEFENSE**

3 or more interceptions	3	Benjamin Morrison	Boston College	2022
2 interceptions	3	Benjamin Morrison	Boston College	2022
forced 2 fumbles	2	Daelin Hayes	at Georgia Tech	2020
recovered 3 fumbles			never	
recovered 2 fumbles	2	Nick McCloud	vs. Clemson	2020
20 or more tackles	21	Manti Te'o	Stanford	2010
15 tackles	17	Te'von Coney	vs. LSU	2017
10 tackles	12	JD Bertrand	Clemson	2022
defensive lineman 10 tackles	11	Howard Cross III	Marshall	2022
4.0 or more sacks	4.0	Jerry Tillery	Stanford	2018
3.0 sacks	3.0	Isaiah Foskey	UNLV	2022
2.0 sacks	2.0	Jordan Bothelho	at Syracuse	2022

**SPECIAL TEAMS**

scored 17 or more points kicking	17	Jonathan Doerer	vs. Clemson	2020
scored 15 points kicking	17	Jonathan Doerer	vs. Clemson	2020
scored 10 points kicking	13	Blake Grupe	Boston College	2022
5 or more field goals	5	Kyle Brindza	vs. Rutgers	2013
4 field goals	4	Jonathan Doerer	vs. Clemson	2020
2 field goals of 50 yards or more			never	
field goal of 50 yards or more	51	Jonathan Doerer	vs. Wisconsin	2021
punted over 70 yards	72	Jay Bramblett	vs. Wisconsin	2021
punted over 60 yards	61	Jon Sot	Marshall	2022
punted 10 or more times	10	Jay Bramblett	at Michigan	2019
175 yards or more on kickoff returns	182	C.J. Sanders	at Stanford	2015
100 yards or more on kickoff returns	132	Chris Tyree	vs. Wisconsin	2021
100 yards or more on punt returns	101	Golden Tate	at Pittsburgh	2009

**THE LAST TIME AN OPPOSING TEAM...**

**RUSHING**

400 or more yards	411	Pittsburgh	1975
300 yards	303	Michigan	2019
200 yards	204	at Southern Cal	2022
50 or more rushing attempts	64	Navy	2019
5 or more rushing TDs	5	Texas	2016
4 rush TDs	4	at Southern Cal	2022
two players with 100+ rushing yards in a game	2	BYU	2013
Taysom Hill - 100; Paul Laskike - 101			

**PASSING**

400 or more yards	439	Clemson	2020
300 yards	301	at North Carolina	2022
60 or more passing attempts	60	Tennessee	1990
50 passing attempts	51	vs. Oklahoma St.	2021
40 passing attempts	49	vs. South Carolina	2022
30 or more pass completions	34	vs. Oklahoma St.	2021
5 or more passing TDs	5	at North Carolina	2022
4 passing TDs	4	vs. Oklahoma St.	2021
3 passing TDs	3	vs. South Carolina	2022

**TOTAL OFFENSE**

600 or more yards	605	vs. Oklahoma St.	2021
500 yards	564	North Carolina	2021
400 yards	436	at Southern Cal	2022
90 or more plays	95	vs. Oklahoma St.	2021
80 plays	81	Stanford	2022
75 plays	81	Stanford	2022

**SCORING**

60 or more points		never	
50 points	50	at Texas	2016
40 points	40	Clemson	2020
30 points	38	vs. South Carolina	2022
scored a two-point conversion		vs. Navy (twice)	2022

**TURNOVERS**

did not commit a turnover		Navy	2023
3 or more fumbles lost	3	Clemson	2020
5 or more interceptions	5	Southern Cal	1967
4 interceptions	4	at Arizona State	2014
3 interceptions	3	Marshall	2022
returned an interception for a touchdown		vs. South Carolina	2022
0. Fortune - 100 yards			
returned two interceptions for a touchdown		vs. South Carolina	2022
O'Donnell Fortune - 100 yards			
DQ Smith - 47 yards			
returned a fumble for a touchdown		at Georgia Tech	2020
Zamari Walton - 93 yards			

**DEFENSE**

held ND to 10 or fewer first downs	10	at NC State	2016
scored a safety		Stanford	2016
held ND to 50 or fewer rushing yards	42	vs. Oklahoma St.	2021
held ND to 200 or fewer passing yards	150	California	2022
held ND to 100 or fewer passing yards	85	Clemson	2022
held ND to 300 or fewer total yards	297	California	2022
held ND to 200 or fewer total yards	180	at Michigan	2019
posted five or more sacks	5.0	vs. Navy	2022

**SPECIAL TEAMS**

returned a punt for a touchdown	at Southern Cal	Adore Jackson (55 yds)	2016
returned a blocked punt for a TD	NC State	Germain Pratt (0 yds)	2017
returned a kickoff for a TD	Pittsburgh	Maurice French (99 yds)	2018
returned kickoff, punt in same game	at Southern Cal	Adore Jackson (55 yd PR; 97 yd KR)	2016
punted 10 or more times	Georgia Tech	20	2021
did not punt	Miami FL		1985
missed a PAT kick attempt	vs. Navy		2022

**MISCELLANEOUS**

had 30 or more first downs	34	vs. Oklahoma St.	2021
had 20 first downs	20	vs. South Carolina	2022
had 10 or more penalties	12	Pittsburgh	2020
had 100 or more yards in penalties	127	Georgia	2017
had 35 or more minutes of possession time	35:23	at Southern Cal	2022
had 100-yd receiver, 100-yd rusher		vs. Oklahoma St.	2021
Spencer Sanders, 125 rushing; Brennan Presley 137 receiving; Tay Martin 104 receiving			
had 2 players with 100 receiving yards		vs. Oklahoma St.	2021
Brennan Presley, 137; Tay Martin 104			

**AN OPPOSING PLAYER**

**RUSHING**

rushed for 100 yards	154	Austin Jones	at Southern Cal	2022
rushed for 150 yards	154	Austin Jones	at Southern Cal	2022
rushed for 200 yards	210	Alexander Teich	Navy	2010
rushed for 300 yards	303	Tony Dorsett	Pittsburgh	1975
rushed 40 or more times	42	Craig Heyward	Pittsburgh	1987
rushed 30 times	32	Casey Filkins	Stanford	2022
rushed 25 times	32	Casey Filkins	Stanford	2022
rushed for 5 or more TDs	5	Walter Reyes	at Syracuse	2003
rushed for 4 TDs	4	Ezekiel Elliott	vs. Ohio State	2015
rushed for 3 TDs	3	Caleb Williams	at Southern Cal	2022
rushed for 2 TDs	3	Caleb Williams	at Southern Cal	2022
a rush of 80 yards or more	89	Jashaun Corbin	at Florida State	2021
a rush of 70 yards	74	Courtney Reese	UNLV	2022
a rush of 60 yards	74	Courtney Reese	UNLV	2022
a rush of 50 yards	50	Daba Fofana	vs. Navy	2022

**PASSING**

passed for 300 yards	301	Drake Maye	at North Carolina	2022
passed for 400 yards	439	D.J. Uiagalelei	Clemson	2020
passed for 500 yards		never		
attempted 60 or more passes	60	Andy Kelly	Tennessee	1990
attempted 50 passes	51	Spencer Sanders	vs. Oklahoma St.	2021
attempted 40 passes	46	Spencer Rattler	vs. South Carolina	2022
completed 30 passes	34	Spencer Sanders	vs. Oklahoma St.	2021
completed 20 passes	29	Spencer Sanders	vs. South Carolina	2022
threw 6 or more TDs	6	Cody Kessler	Southern Cal	2014
threw 5 TDs	5	Drake Maye	at North Carolina	2022
threw 4 TDs	4	Spencer Sanders	vs. Oklahoma St.	2021
completed 90-yard or more pass	97	Kyle Orton	Purdue	2004
completed 80-yard pass	80	Drake Maye	at North Carolina	2022
completed 70-yard pass	72	Eric Dungey	Syracuse	2016
completed 60-yard pass	64	Drake Maye	at North Carolina	2022

**RECEIVING**

caught 15 or more passes	15	Drake London	Southern Cal	2021
caught 10 passes	11	Emeka Egbuka	at Ohio State	2022
	11	Marvin Harrison Jr.	at Ohio State	2022
had 200 or more yards receiving	238	Selwyn Lymon	Purdue	2006
had 150 yards receiving	150	Antoine Green	at North Carolina	2022
had 100 yards receiving	100	Kody Epps	vs. BYU	2022
caught 3 or more TD passes	3	Tay Martin	vs. Oklahoma St.	2021

**SCORING**

accounted for 7 or more TDs	7	Spencer Sanders	vs. Oklahoma St.	2021
accounted for 6 TDs	6	Cody Kessler	Southern Cal	2014
accounted for 5 TDs	5	Drake Maye	at North Carolina	2022

**DEFENSE**

3 or more interceptions	3	Rod Johnson	NC State	2003
2 interceptions	2	Justin Simmons	Boston College	2015
3.0 or more sacks	3.0	Bradley Chubb	NC State	2016
2.0 sacks	2.0	Tommy Eichenberg	at Ohio State	2022

**SPECIAL TEAMS**

kicked 4 or more field goals	4	B.T. Potter	Clemson	2020
kicked a 50-yd or more field goal	54	Andre Szmyt	at Syracuse	2022
kicked a punt of 65 or more yards	65	Jake Bailey	Stanford	2017
totaled 100 or more KR yards	122	Damond Phiyaw-Johnson	Duke	2019











**88**  
**MITCHELL EVANS**

TE • 6-5 1/8, 251 lbs • Junior/Junior  
Wadsworth, OH (Wadsworth)

**Rushing and Passing**

SEASON	TEAM	gp	Rushing					Passing								
			att	yds	td	lg	avg/c	avg/g	comp-att-int	yds	td	lg	pct	avg/p	avg/g	effic
2021-22	ND	13	0	0	0	0	0.0	0.0	0-0-0	0	0	0.0	0.0	0.0	0.0	0.0
2022-23	ND	8	7	11	1	4	1.6	1.4	0-0-0	0	0	0.0	0.0	0.0	0.0	0.0
2023-24	ND	2	0	0	0	0	0.0	0.0	0-0-0	0	0	0.0	0.0	0.0	0.0	0.0
<b>TOTAL</b>	<b>ND</b>	<b>23</b>	<b>7</b>	<b>11</b>	<b>1</b>	<b>4</b>	<b>1.6</b>	<b>0.5</b>	<b>0-0-0</b>	<b>0</b>	<b>0</b>	<b>0.0</b>	<b>0.0</b>	<b>0.0</b>	<b>0.0</b>	<b>0.0</b>

**Scoring and Total Offense**

SEASON	TEAM	gp	Scoring							Total Offense							
			td	rush	rcv	ret	pat	2pat	fg	total	avg/g	rush	pass	total	avg/g		
2021-22	ND	13	0	0	0	0	0	0	0	0	0	0	0	0	0	0.0	
2022-23	ND	8	2	1	1	0	0	0	0	0	0	12	1.5	11	0	11	1.4
2023-24	ND	2	0	0	0	0	0	0	0	0	0	0	0.0	0	0	0	0.0
<b>TOTAL</b>	<b>ND</b>	<b>23</b>	<b>2</b>	<b>1</b>	<b>1</b>	<b>0</b>	<b>0</b>	<b>0</b>	<b>0</b>	<b>0</b>	<b>0</b>	<b>12</b>	<b>0.5</b>	<b>11</b>	<b>0</b>	<b>11</b>	<b>0.5</b>

**Punting and All Purpose**

SEASON	TEAM	gp	Punting				All Purpose						
			no.	yds	lg	avg/g	rush	rcv	pr	kr	lr	total	avg/g
2021-22	ND	13	0	0	0	0.0	0	21	0	0	0	21	1.6
2022-23	ND	8	0	0	0	0.0	11	39	0	0	0	50	6.3
2023-24	ND	2	0	0	0	0.0	0	61	0	0	0	61	30.5
<b>TOTAL</b>	<b>ND</b>	<b>23</b>	<b>0</b>	<b>0</b>	<b>0</b>	<b>0.0</b>	<b>11</b>	<b>121</b>	<b>0</b>	<b>0</b>	<b>0</b>	<b>132</b>	<b>5.7</b>

**Tackles**

SEASON	TEAM	gp	Tackles							Interceptions		Receptions							
			ua	a	total	ttl	pd	ff	fr	blk	sacks	int	rec	yds	td	lg	rec/g	yds/r	yds/g
2021-22	ND	13	0	0	0	0-0	0	0	0	0	0	0	2	21	0	13	0.2	10.5	1.6
2022-23	ND	8	0	0	0	0-0	0	0	0	0	0	0	3	39	1	18	0.4	13.0	4.9
2023-24	ND	2	0	0	0	0-0	0	0	0	0	0	0	4	61	0	18	2.0	15.3	30.5
<b>TOTAL</b>	<b>ND</b>	<b>23</b>	<b>0</b>	<b>0</b>	<b>0</b>	<b>0-0</b>	<b>0</b>	<b>0</b>	<b>0</b>	<b>0</b>	<b>0</b>	<b>0</b>	<b>9</b>	<b>121</b>	<b>1</b>	<b>18</b>	<b>0.4</b>	<b>13.4</b>	<b>5.3</b>

**Single Game Highs**

Statistic	Value
Rushing Attempts	2 vs UNLV 10/22/22, at Syracuse 10/29/22
Rushing Yards Net	5 vs UNLV 10/22/22
Rushing Touchdowns	1 vs UNLV 10/22/22
Longest Rushing	4 vs UNLV 10/22/22
Receptions	4 vs Tennessee St. 09/02/23
Receptions Yards	61 vs Tennessee St. 09/02/23
Receptions Touchdowns	1 vs South Carolina 12/30/22
Longest Reception	18 vs South Carolina 12/30/22, vs Tennessee St. 09/02/23

Date	Opponent	Rushing			Receiving			Passing			Kick Returns			Punt Returns			all				
		no.	yds	td	lg	no.	yds	td	lg	cmp	att	int	yds	td	lg	no.		yds	td	lg	purp
08/26/2023	vs Navy	0	0	0	0	0	0	0	0	0-0-0	0	0	0	0	0	0	0	0	0	0	0
09/02/2023	Tennessee St.	0	0	0	0	4	61	0	18	0-0-0	0	0	0	0	0	0	0	0	0	0	61
		<b>0</b>	<b>0</b>	<b>0</b>	<b>0</b>	<b>4</b>	<b>61</b>	<b>0</b>	<b>18</b>	<b>0-0-0</b>	<b>0</b>	<b>0</b>	<b>0</b>	<b>0</b>	<b>0</b>	<b>0</b>	<b>0</b>	<b>0</b>	<b>0</b>	<b>0</b>	<b>61</b>



**17**  
**RICO FLORES JR.**

WR • 6-0 1/8, 205 lbs • Freshman/Freshman  
North Highlands, CA (Folsom)

**Tackles**

SEASON	TEAM	gp	Tackles							Interceptions		Receptions								
			ua	a	total	ttl	pd	ff	fr	blk	sacks	int	rec	yds	td	lg	rec/g	yds/r	yds/g	
2023-24	ND	2	0	0	0	0-0	0	0	0	0	0	0	0	3	33	0	20	1.5	11.0	16.5
<b>TOTAL</b>	<b>ND</b>	<b>2</b>	<b>0</b>	<b>0</b>	<b>0</b>	<b>0-0</b>	<b>0</b>	<b>0</b>	<b>0</b>	<b>0</b>	<b>0</b>	<b>0</b>	<b>0</b>	<b>3</b>	<b>33</b>	<b>0</b>	<b>20</b>	<b>1.5</b>	<b>11.0</b>	<b>16.5</b>

**Single Game Highs**

Statistic	Value
Receptions	2 vs Tennessee St. 09/02/23
Receptions Yards	31 vs Tennessee St. 09/02/23
Longest Reception	20 vs Tennessee St. 09/02/23

Date	Opponent	Rushing			Receiving			Passing			Kick Returns			Punt Returns			all				
		no.	yds	td	lg	no.	yds	td	lg	cmp	att	int	yds	td	lg	no.		yds	td	lg	purp
08/26/2023	vs Navy	0	0	0	1	2	0	2	0-0-0	0	0	0	0	0	0	0	0	0	0	0	2
09/02/2023	Tennessee St.	0	0	0	2	31	0	20	0-0-0	0	0	0	0	0	0	0	0	0	0	0	31
		<b>0</b>	<b>0</b>	<b>0</b>	<b>3</b>	<b>33</b>	<b>0</b>	<b>20</b>	<b>0-0-0</b>	<b>0</b>	<b>0</b>	<b>0</b>	<b>0</b>	<b>0</b>	<b>0</b>	<b>0</b>	<b>0</b>	<b>0</b>	<b>0</b>	<b>0</b>	<b>31</b>

Games	Avg/ rush	Avg/ catch	Pass effic	KR avg	PR avg	All purpose avg/game	Total offense avg/game
2	0.0	11.0	0.0	0.0	0.0	16.5	0.0



**22**  
**DEVYN FORD**

RB • 5-11, 200 lbs • Graduate Student/Senior  
Stafford, VA (North Stafford/Penn State)

**Rushing and Passing**

SEASON	TEAM	gp	Rushing					Passing								
			att	yds	td	lg	avg/c	avg/g	comp-att-int	yds	td	lg	pct	avg/p	avg/g	effic
2019-20	PSU	12	52	294	3	81	5.7	24.5	0-0-0	0	0	0.0	0.0	0.0	0.0	0.0
2020-21	PSU	6	67	274	3	23	4.1	45.7	0-0-0	0	0	0.0	0.0	0.0	0.0	0.0
2021-22	PSU	9	14	61	0	12	4.4	6.8	0-0-0	0	0	0.0	0.0	0.0	0.0	0.0
2022-23	PSU	4	7	37	0	30	5.3	9.3	0-0-0	0	0	0.0	0.0	0.0	0.0	0.0
2023-24	ND	2	2	5	0	3	2.5	2.5	0-0-0	0	0	0.0	0.0	0.0	0.0	0.0
<b>TOTAL FOR ND</b>	<b>ND</b>	<b>2</b>	<b>2</b>	<b>5</b>	<b>0</b>	<b>3</b>	<b>2.5</b>	<b>2.5</b>	<b>0-0-0</b>	<b>0</b>	<b>0</b>	<b>0.0</b>	<b>0.0</b>	<b>0.0</b>	<b>0.0</b>	<b>0.0</b>
<b>TOTAL</b>	<b>PSU</b>	<b>33</b>	<b>142</b>	<b>671</b>	<b>6</b>	<b>81</b>	<b>4.7</b>	<b>20.3</b>	<b>0-0-0</b>	<b>0</b>	<b>0</b>	<b>0.0</b>	<b>0.0</b>	<b>0.0</b>	<b>0.0</b>	<b>0.0</b>

**Scoring and Total Offense**

SEASON	TEAM	gp	Scoring							Total Offense					
			td	rush	rcv	ret	pat	2pat	fg	total	avg/g	rush	pass	total	avg/g
2019-20	PSU	12	3	3	0	0	0	0	0	18	1.5	294	0	294	24.5
2020-21	PSU	6	3	3	0	0	0	0	0	18	3.0	274	0	274	45.7
2021-22	PSU	9	0	0	0	0	0	0	0	0	0	61	0	61	6.8
2022-23	PSU	4	0	0	0	0	0	0	0	0	0	37	0	37	9.3
2023-24	ND	2	0	0	0	0	0	0	0	0	0	5	0	5	2.5
<b>TOTAL FOR ND</b>	<b>ND</b>	<b>2</b>	<b>0</b>	<b>0</b>	<b>0</b>	<b>0</b>	<b>0</b>	<b>0</b>	<b>0</b>	<b>0</b>	<b>0</b>	<b>5</b>	<b>0</b>	<b>5</b>	<b>2.5</b>
<b>TOTAL</b>	<b>PSU</b>	<b>33</b>	<b>6</b>	<b>6</b>	<b>0</b>	<b>0</b>	<b>0</b>	<b>0</b>	<b>0</b>	<b>0</b>	<b>0</b>	<b>36</b>	<b>1.1</b>	<b>671</b>	<b>20.3</b>

**Punting and All Purpose**

SEASON	TEAM	gp	Punting				All Purpose						
			no.	yds	lg	avg/g	rush	rcv	pr	kr	lr	total	avg/g
2019-20	PSU	12	0	0	0	0.0	294	30	0	0	0	324	27.0
2020-21	PSU	6	0	0	0	0.0	274	24	0	0	93	391	65.2
2021-22	PSU	9	0	0	0	0.0	61	18	0	0	191	270	30.0
2022-23	PSU	4	0	0	0	0.0	37	31	0	0	0	68	17.0
2023-24	ND	2	0	0	0	0.0	5	9	0	0	8	22	11.0
<b>TOTAL FOR ND</b>	<b>ND</b>	<b>2</b>	<b>0</b>	<b>0</b>	<b>0</b>	<b>0.0</b>	<b>5</b>	<b>9</b>	<b>0</b>	<b>0</b>	<b>8</b>	<b>22</b>	<b>11.0</b>
<b>TOTAL</b>	<b>PSU</b>	<b>33</b>	<b>0</b>	<b>0</b>	<b>0</b>	<b>0.0</b>	<b>671</b>	<b>112</b>	<b>0</b>	<b>0</b>	<b>292</b>	<b>1075</b>	<b>32.6</b>


**Tackles**

SEASON	TEAM	gp	Tackles							Interceptions		Receptions							
			ua	a	total	ttl	pd	ff	fr	blk	sacks	int	rec	yds	td	lg	rec/g	yds/r	yds/g
2019-20	PSU	12	0	0	0	0-0	0	0	0	0	0	0	5	30	0	15	0.4	6.0	2.5
2020-21	PSU	6	0	0	0	0-0	0	0	0	1	0	0	7	24	0	8	1.2	3.4	4.0
2021-22	PSU	9	0	0	0	0-0	0	0	0	0	0	0	3	18	0	9	0.3	6.0	2.0
2022-23	PSU																		









**24**  
**JACK KISER**

LB • 6-1 5/8, 232 lbs • Graduate Student/Senior  
Royal Center, IN (Pioneer)



**8**  
**MARIST LIUFAU**

LB • 6-2 1/4, 239 lbs • Graduate Student/Senior  
Kalihi, HI (Punahou)

**Tackles**

SEASON	TEAM	GP	Tackles							Interceptions		Receptions					
			ua	a	total	tfl	pd	ff	blk	sacks	int	rec	yds	td	lg	rec/g	yds/r
2019-20	ND	4	0	0	0	0-0	0	0	0	0	0	0	0	0	0.0	0.0	0.0
2020-21	ND	10	16	4	20	3-5	0	0	0	0	1	0	0	0.0	0.0	0.0	
2021-22	ND	13	26	19	45	1-3	5	2	0	0	2	0	0	0.0	0.0	0.0	
2022-23	ND	13	28	30	58	5.5-19	0	1	0	1	2.5	0	0	0.0	0.0	0.0	
2023-24	ND	2	8	2	10	0-0	0	0	0	0	0	0	0	0.0	0.0	0.0	
<b>TOTAL</b>	<b>42</b>	<b>78</b>	<b>55</b>	<b>133</b>	<b>9.5-27</b>	<b>5</b>	<b>3</b>	<b>0</b>	<b>1</b>	<b>2.5</b>	<b>3</b>	<b>0</b>	<b>0</b>	<b>0.0</b>	<b>0.0</b>	<b>0.0</b>	

**Single Game Highs**

Statistic	Value	
Total Tackles	9	vs Marshall 09/10/22
Total Sacks	1	vs Marshall 09/10/22, vs Boston College 11/19/22
Total Tackles For Loss	2	vs South Fla. 09/19/20
Total Interceptions	1	at Boston College 11/14/20, vs Wisconsin 09/25/21, vs Georgia Tech 11/20/21

Date	Opponent	ua	a	total	tfl	pd	ff	blk	sacks	int	rec	yds	td	lg	rec/g	yds/r	yds/g
08/26/2023	vs Navy	6	2	8	0-0-0	0-0	0	0	0-0	0-0	1	0	0	0-0	0	0	0
09/02/2023	Tennessee St.	2	0	2	0-0-0	0-0	0	0	0-0	0-0	0	0	0	0-0	0	0	0
		<b>8</b>	<b>2</b>	<b>10</b>	<b>0-0-0</b>	<b>0-0</b>	<b>0</b>	<b>0</b>	<b>0-0</b>	<b>0-0</b>	<b>1</b>	<b>0</b>	<b>0</b>	<b>0-0</b>	<b>0</b>	<b>0</b>	<b>0</b>

**Tackles**

SEASON	TEAM	GP	Tackles							Interceptions		Receptions					
			ua	a	total	tfl	pd	ff	blk	sacks	int	rec	yds	td	lg	rec/g	yds/r
2019-20	ND	4	0	0	0	0-0	0	0	0	0	0	0	0	0	0.0	0.0	0.0
2020-21	ND	10	10	13	23	1.5-2	0	0	1	0	0.5	0	0	0	0.0	0.0	0.0
2022-23	ND	13	22	29	51	4.5-14	1	0	1	0	0.5	1	0	0	0.0	0.0	0.0
2023-24	ND	2	6	4	10	0-0	0	1	0	0	0	0	0	0	0.0	0.0	0.0
<b>TOTAL</b>	<b>29</b>	<b>38</b>	<b>46</b>	<b>84</b>	<b>6-16</b>	<b>1</b>	<b>1</b>	<b>2</b>	<b>0</b>	<b>1</b>	<b>1</b>	<b>0</b>	<b>0</b>	<b>0.0</b>	<b>0.0</b>	<b>0.0</b>	

**Single Game Highs**

Statistic	Value	
Total Tackles	8	vs Navy 11/12/22
Total Sacks	0.5	at North Carolina 11/27/20, at North Carolina 09/24/22
Total Tackles For Loss	2	vs UNLV 10/22/22
Total Interceptions	1	at Syracuse 10/29/22

Date	Opponent	ua	a	total	tfl	pd	ff	blk	sacks	int	rec	yds	td	lg	rec/g	yds/r	yds/g
08/26/2023	vs Navy	4	3	7	0-0-0	0-0	1	0	0-0	0-0	0	0	0	0-0	0	0	0
09/02/2023	Tennessee St.	2	1	3	0-0-0	0-0	0	0	0-0	0-0	1	0	0	0-0	0	0	0
		<b>6</b>	<b>4</b>	<b>10</b>	<b>0-0-0</b>	<b>0-0</b>	<b>1</b>	<b>0</b>	<b>0-0</b>	<b>0-0</b>	<b>1</b>	<b>0</b>	<b>0</b>	<b>0-0</b>	<b>0</b>	<b>0</b>	<b>0</b>



**6**  
**CLARENCE LEWIS**

CB • 5-11 1/2, 202 lbs • Senior/Senior  
Edison, NJ (Mater Dei)



**12**  
**JEREMIAH LOVE**

RB • 5-11 7/8, 197 lbs • Freshman/Freshman  
St. Louis, MO (Christian Brothers)

**Tackles**

SEASON	TEAM	GP	Tackles							Interceptions		Receptions				
			ua	a	total	tfl	pd	ff	blk	sacks	int	rec	yds	td	lg	rec/g
2020-21	ND	11	29	4	33	1-3	7	1	0	0	0	0	0	0.0	0.0	0.0
2021-22	ND	13	44	9	53	2-11	4	1	0	0	1	0	0	0.0	0.0	0.0
2022-23	ND	13	23	6	29	1-2	4	1	1	1	0	0	0	0.0	0.0	0.0
2023-24	ND	2	1	0	1	0-0	0	0	0	0	0	0	0	0.0	0.0	0.0
<b>TOTAL</b>	<b>39</b>	<b>97</b>	<b>19</b>	<b>116</b>	<b>4-16</b>	<b>15</b>	<b>3</b>	<b>1</b>	<b>1</b>	<b>1</b>	<b>3</b>	<b>0</b>	<b>0</b>	<b>0.0</b>	<b>0.0</b>	<b>0.0</b>

**Single Game Highs**

Statistic	Value	
Total Tackles	12	vs Syracuse 12/05/20
Total Sacks	1	at Virginia 11/13/21
Total Tackles For Loss	1	4 times
Total Interceptions	1	at Florida St. 09/05/21, vs Navy 11/12/22, vs Tennessee St. 09/02/23

Date	Opponent	ua	a	total	tfl	pd	ff	blk	sacks	int	rec	yds	td	lg	rec/g	yds/r	yds/g
08/26/2023	vs Navy	0	0	0	0-0-0	0-0	0	0	0-0	0-0	0	0	0	0-0	0	0	0
09/02/2023	Tennessee St.	1	0	1	0-0-0	0-0	0	0	0-0	1-33	0	0	0	0-0	0	0	6
		<b>1</b>	<b>0</b>	<b>1</b>	<b>0-0-0</b>	<b>0-0</b>	<b>0</b>	<b>0</b>	<b>0-0</b>	<b>1-33</b>	<b>0</b>	<b>0</b>	<b>0</b>	<b>0-0</b>	<b>0</b>	<b>0</b>	<b>6</b>

**Rushing and Passing**

SEASON	TEAM	gp	Rushing							Passing							
			att	yds	td	lg	avg/c	avg/g	comp	att	int	yds	td	lg	pct	avg/p	avg/g
2023-24	ND	2	9	86	1	36	9.6	43.0	0-0-0	0	0	0	0	0.0	0.0	0.0	0.0
<b>TOTAL</b>	<b>2</b>	<b>9</b>	<b>86</b>	<b>1</b>	<b>36</b>	<b>9.6</b>	<b>43.0</b>	<b>0-0-0</b>	<b>0</b>	<b>0</b>	<b>0</b>	<b>0</b>	<b>0.0</b>	<b>0.0</b>	<b>0.0</b>	<b>0.0</b>	

Date	Opponent	no.	yds	td	lg	no.	yds	td	lg	cmp	att	int	yds	td	lg	no.	yds	td	lg	purp
08/26/2023	vs Navy	4	40	0	21	0	0	0	0	0-0-0	0	0	0	0	0	0	0	0	0	0
09/02/2023	Tennessee St.	5	46	1	36	1	4	0	4	0-0-0	0	0	0	0	0	0	0	0	0	50
		<b>9</b>	<b>86</b>	<b>1</b>	<b>36</b>	<b>1</b>	<b>4</b>	<b>0</b>	<b>4</b>	<b>0-0-0</b>	<b>0</b>	<b>0</b>	<b>0</b>	<b>0</b>	<b>0</b>	<b>0</b>	<b>0</b>	<b>0</b>	<b>0</b>	<b>86</b>

Games	Avg/ rush	Avg/ catch	Pass effic	KR avg	PR avg	All purpose avg/game	Total offense avg/game
2	9.6	4.0	0.0	0.0	0.0	45.0	43.0



**14**  
**BRYCE MCFERSON**

P • 6-11/2, 197 lbs • Sophomore/Freshman  
Indian Trail, NC (Metrolina Christian Academy)

**Punting and All Purpose**

SEASON	TEAM	gp	Punting					All Purpose							
			no.	yds	lg	avg/g	rush	rcv	pr	kr	lr	total	avg/g		
2023-24	ND	1	2	86	54	43.0	0	0	0	0	0	0	0	0	0.0
<b>TOTAL</b>		<b>1</b>	<b>2</b>	<b>86</b>	<b>54</b>	<b>43.0</b>	<b>0</b>	<b>0</b>	<b>0</b>	<b>0</b>	<b>0</b>	<b>0</b>	<b>0</b>	<b>0</b>	<b>0.0</b>

**Tackles**

SEASON	TEAM	GP	Tackles										Interceptions		Receptions				
			ua	a	total	tfl	pd	ff	fr	blk	sacks	int	rec	yds	td	lg	rec/g	yds/r	yds/g
2023-24	ND	1	0	0	0	0-0	0	0	0	0	0	0	0	0	0	0.0	0.0	0.0	0.0
<b>TOTAL</b>		<b>1</b>	<b>0</b>	<b>0</b>	<b>0</b>	<b>0-0</b>	<b>0</b>	<b>0</b>	<b>0</b>	<b>0</b>	<b>0</b>	<b>0</b>	<b>0</b>	<b>0</b>	<b>0.0</b>	<b>0.0</b>	<b>0.0</b>	<b>0.0</b>	

**Single Game Highs**

Statistic	Value	
Punts	2	vs Tennessee St. 09/02/23
Punts Average	43	vs Tennessee St. 09/02/23
Longest Punt	54	vs Tennessee St. 09/02/23

Date	Opponent	Punting			Kickoffs			Field Goals	
		no.	yds	tb	no.	yds	tb	made	att
09/02/2023	Tennessee St.	2	86	1	0	0	0	0-0	0-0
<b>TOTAL</b>		<b>2</b>	<b>86</b>	<b>1</b>	<b>0</b>	<b>0</b>	<b>0</b>	<b>0-0</b>	<b>0-0</b>



**5**  
**TOBIAS MERRIWEATHER**

WR • 6-4, 204 lbs • Sophomore/Sophomore  
West Camas, WA (Union)

**Tackles**

SEASON	TEAM	GP	Tackles										Interceptions		Receptions				
			ua	a	total	tfl	pd	ff	fr	blk	sacks	int	rec	yds	td	lg	rec/g	yds/r	yds/g
2022-23	ND	7	0	0	0	0-0	0	0	0	0	0	0	0	0	0	0.0	0.0	0.0	0.0
2023-24	ND	2	0	0	0	0-0	0	0	0	0	0	0	0	0	0	0.0	0.0	0.0	0.0
<b>TOTAL</b>		<b>9</b>	<b>0</b>	<b>0</b>	<b>0</b>	<b>0-0</b>	<b>0</b>	<b>0</b>	<b>0</b>	<b>0</b>	<b>0</b>	<b>0</b>	<b>0</b>	<b>0</b>	<b>0.0</b>	<b>0.0</b>	<b>0.0</b>	<b>0.0</b>	

**Single Game Highs**

Statistic	Value	
Receptions	2	vs Tennessee St. 09/02/23
Receptions Yards	41	vs Stanford 10/15/22
Receptions Touchdowns	1	vs Stanford 10/15/22
Longest Reception	41	vs Stanford 10/15/22

Date	Opponent	Rushing			Receiving			Passing			Kick Returns			Punt Returns			all	
		no.	yds	td	no.	yds	td	cmp	att	int	yds	td	lg	no.	yds	td		
08/26/2023	vs Navy	0	0	0	0	0	0	0-0	0	0	0	0	0	0	0	0	0	0
09/02/2023	Tennessee St.	0	0	0	2	5	0	0-0	0	0	0	0	0	0	0	0	0	5
<b>TOTAL</b>		<b>0</b>	<b>0</b>	<b>0</b>	<b>2</b>	<b>5</b>	<b>0</b>	<b>0-0</b>	<b>0</b>	<b>0</b>	<b>0</b>	<b>0</b>	<b>0</b>	<b>0</b>	<b>0</b>	<b>0</b>	<b>0</b>	<b>5</b>

Games	Avg/ rush	Avg/ catch	Pass effc	KR avg	PR avg	All purpose avg/game	Total offense avg/game
2	0.0	2.5	0.0	0.0	0.0	2.5	0.0



**7**  
**JADEN MICKEY**

CB • 5-11 1/2, 180 lbs • Sophomore/Sophomore  
Eastvale, CA (Centennial)

**Tackles**

SEASON	TEAM	GP	Tackles										Interceptions		Receptions				
			ua	a	total	tfl	pd	ff	fr	blk	sacks	int	rec	yds	td	lg	rec/g	yds/r	yds/g
2022-23	ND	11	7	2	9	0-0	0	0	0	0	0	0	0	0	0	0.0	0.0	0.0	0.0
2023-24	ND	2	2	0	2	0-0	0	0	0	0	0	0	0	0	0	0.0	0.0	0.0	0.0
<b>TOTAL</b>		<b>13</b>	<b>9</b>	<b>2</b>	<b>11</b>	<b>0-0</b>	<b>0</b>	<b>0</b>	<b>0</b>	<b>0</b>	<b>0</b>	<b>0</b>	<b>0</b>	<b>0</b>	<b>0.0</b>	<b>0.0</b>	<b>0.0</b>	<b>0.0</b>	

**Single Game Highs**

Statistic	Value	
Total Tackles	2	at Southern California 11/26/22, vs Navy 08/26/23

Date	Opponent	Tackles			Sacks	Fumble	Pass Defense			blkd	PAT attempts		off			
		ua	a	total	no-yds	ff	fr-yds	int-yds	qbh	brup	kick	kick	rush	rcv	saf	pts
08/26/2023	vs Navy	2	0	2	0-0	0	0	0-0	0	0	0	0-0	0	0	0	0
09/02/2023	Tennessee St.	0	0	0	0-0	0	0	0-0	0	0	0	0-0	0	0	0	0
<b>TOTAL</b>		<b>2</b>	<b>0</b>	<b>2</b>	<b>0-0</b>	<b>0</b>	<b>0</b>	<b>0-0</b>	<b>0</b>	<b>0</b>	<b>0</b>	<b>0-0</b>	<b>0</b>	<b>0</b>	<b>0</b>	<b>0</b>



**99**  
**RYLIE MILLS**

DL • 6-5 1/8, 306 lbs • Senior/Senior  
Lake Bluff, IL (Lake Forest)

**Tackles**

SEASON	TEAM	GP	Tackles										Interceptions		Receptions			
			ua	a	total	tfl	pd	ff	fr	blk	sacks	int	rec	yds	td	lg	rec/g	yds/r
2020-21	ND	9	2	5	7	2-8	0	0	0	0	0.5	0	0	0	0	0.0	0.0	0.0
2021-22	ND	13	8	8	16	3-20	0	0	0	0	3	0	0	0	0	0.0	0.0	0.0
2022-23	ND	13	8	16	24	6-31	0	0	0	0	3.5	0	0	0	0	0.0	0.0	0.0
2023-24	ND	2	3	1	4	1-10	0	0	0	0	1	0	0	0	0	0.0	0.0	0.0
<b>TOTAL</b>		<b>37</b>	<b>21</b>	<b>30</b>	<b>51</b>	<b>12-69</b>	<b>0</b>	<b>0</b>	<b>0</b>	<b>0</b>	<b>8</b>	<b>0</b>	<b>0</b>	<b>0</b>	<b>0.0</b>	<b>0.0</b>	<b>0.0</b>	

**Single Game Highs**

Statistic	Value	
Total Tackles	5	at North Carolina 09/24/22
Total Sacks	2	at Virginia 11/13/21, at North Carolina 09/24/22
Total Tackles For Loss	2.5	at North Carolina 09/24/22

Date	Opponent	Tackles			Sacks	Fumble	Pass Defense			blkd	PAT attempts		off			
		ua	a	total	no-yds	ff	fr-yds	int-yds	qbh	brup	kick	kick	rush	rcv	saf	pts
08/26/2023	vs Navy	2	0	2	1-10	1-10	0	0-0	0-0	0	0	0-0	0	0	0	0
09/02/2023	Tennessee St.	1	1	2	0-0	0-0	0	0-0	0-0	1	0	0-0	0	0	0	0
<b>TOTAL</b>		<b>3</b>	<b>1</b>	<b>4</b>	<b>1-10</b>	<b>1-10</b>	<b>0</b>	<b>0-0</b>	<b>0-0</b>	<b>1</b>	<b>0</b>	<b>0-0</b>	<b>0</b>	<b>0</b>	<b>0</b>	<b>0</b>



**20**  
**BENJAMIN MORRISON**

CB • 6-0 1/4, 185 lbs • Sophomore/Sophomore  
Phoenix, AZ (Brophy Prep)

		Tackles										Interceptions			Receptions				
SEASON	TEAM	GP	ua	a	total	tfl	pd	ff	fr	blk	sacks	int	rec	yds	td	lg	rec/g	yds/r	yds/g
2022-23	ND	13	22	11	33	1-2	4	0	0	0	0	6	0	0	0	0	0.0	0.0	0.0
2023-24	ND	2	3	0	3	0-0	1	0	0	0	0	0	0	0	0	0	0.0	0.0	0.0
<b>TOTAL</b>		<b>15</b>	<b>25</b>	<b>11</b>	<b>36</b>	<b>1-2</b>	<b>5</b>	<b>0</b>	<b>0</b>	<b>0</b>	<b>0</b>	<b>6</b>	<b>0</b>	<b>0</b>	<b>0</b>	<b>0.0</b>	<b>0.0</b>	<b>0.0</b>	

Statistic	Value	
Total Tackles	7	vs Clemson 11/05/22
Total Tackles For Loss	1	vs Navy 11/12/22
Total Interceptions	3	vs Boston College 11/19/22

Date	Opponent	ua	a	total	tfl-yds	Sacks	Fumble	Pass Defense	blkd	PAT attempts	off
					no-yds	ff	fr-yds	int-yds	qbh	brup	kick
08/26/2023	vs Navy	2	0	2	0.0-0	0-0	0	0-0	0	0	0
09/02/2023	Tennessee St.	1	0	1	0.0-0	0-0	0	0-0	0	1	0
		<b>3</b>	<b>0</b>	<b>3</b>	<b>0.0-0</b>	<b>0-0</b>	<b>0</b>	<b>0-0</b>	<b>0</b>	<b>1</b>	<b>0</b>



**47**  
**JASON ONYE**

DL • 6-5, 294 lbs • Junior/Sophomore  
North Providence, RI (Bishop Hendricken)

		Tackles										Interceptions			Receptions				
SEASON	TEAM	GP	ua	a	total	tfl	pd	ff	fr	blk	sacks	int	rec	yds	td	lg	rec/g	yds/r	yds/g
2022-23	ND	1	0	2	2	0-0	0	0	0	0	0	0	0	0	0	0	0.0	0.0	0.0
2023-24	ND	2	4	3	7	0-0	0	0	0	1	0	0	0	0	0	0	0.0	0.0	0.0
<b>TOTAL</b>		<b>3</b>	<b>4</b>	<b>5</b>	<b>9</b>	<b>0-0</b>	<b>0</b>	<b>0</b>	<b>0</b>	<b>1</b>	<b>0</b>	<b>0</b>	<b>0</b>	<b>0</b>	<b>0</b>	<b>0.0</b>	<b>0.0</b>	<b>0.0</b>	

Statistic	Value	
Total Tackles	5	vs Tennessee St. 09/02/23

Date	Opponent	ua	a	total	tfl-yds	Sacks	Fumble	Pass Defense	blkd	PAT attempts	off
					no-yds	ff	fr-yds	int-yds	qbh	brup	kick
08/26/2023	vs Navy	2	0	2	0.0-0	0-0	0	0-0	0	0	0
09/02/2023	Tennessee St.	2	3	5	0.0-0	0-0	0	0-0	0	1	0
		<b>4</b>	<b>3</b>	<b>7</b>	<b>0.0-0</b>	<b>0-0</b>	<b>0</b>	<b>0-0</b>	<b>0</b>	<b>1</b>	<b>0</b>



**31**  
**NANA OSAFO-MENSAH**

DL • 6-3 1/8, 264 lbs • Graduate Student/Senior  
Fort Worth, TX (Nolan Catholic)

		Tackles										Interceptions			Receptions				
SEASON	TEAM	GP	ua	a	total	tfl	pd	ff	fr	blk	sacks	int	rec	yds	td	lg	rec/g	yds/r	yds/g
2019-20	ND	2	0	1	1	0-0	0	0	0	0	0	0	0	0	0	0	0.0	0.0	0.0
2021-22	ND	12	5	8	13	2.5-10	0	0	0	0	2	0	0	0	0	0	0.0	0.0	0.0
2022-23	ND	13	8	6	14	1-8	0	1	0	0	0	0	0	0	0	0	0.0	0.0	0.0
2023-24	ND	2	4	0	4	1-24	0	0	0	0	0	0	0	0	0	0	0.0	0.0	0.0
<b>TOTAL</b>		<b>29</b>	<b>17</b>	<b>15</b>	<b>32</b>	<b>4.5-42</b>	<b>0</b>	<b>1</b>	<b>0</b>	<b>0</b>	<b>2</b>	<b>0</b>	<b>0</b>	<b>0</b>	<b>0</b>	<b>0.0</b>	<b>0.0</b>	<b>0.0</b>	

Statistic	Value	
Total Tackles	3	vs Stanford 10/15/21, vs South Carolina 12/30/22, vs Navy 08/26/23
Total Sacks	1	vs Purdue 09/18/21, vs North Carolina 10/30/21
Total Tackles For Loss	1	4 times

Date	Opponent	ua	a	total	tfl-yds	Sacks	Fumble	Pass Defense	blkd	PAT attempts	off
					no-yds	ff	fr-yds	int-yds	qbh	brup	kick
08/26/2023	vs Navy	3	0	3	1.0-24	0-0	0	0-0	0	0	0
09/02/2023	Tennessee St.	1	0	1	0.0-0	0-0	0	0-0	1	0	0
		<b>4</b>	<b>0</b>	<b>4</b>	<b>1.0-24</b>	<b>0-0</b>	<b>0</b>	<b>0-0</b>	<b>1</b>	<b>0</b>	<b>0</b>



**3**  
**G'BRAN PAYNE**

RB • 5-9 1/8, 208 lbs • Sophomore/Freshman  
Cincinnati, OH (LaSalle)

**Rushing and Passing**

SEASON	TEAM	gp	Rushing						Passing							
			att	yds	td	lg	avg/c	avg/g	comp-att-int	yds	td	lg	pct	avg/p	avg/g	effic
2022-23	ND	4	2	5	0	3	2.5	1.3	0-0-0	0	0	0	0.0	0.0	0.0	0.0
2023-24	ND	2	12	58	0	12	4.8	29.0	0-0-0	0	0	0	0.0	0.0	0.0	0.0
<b>TOTAL</b>		<b>6</b>	<b>14</b>	<b>63</b>	<b>0</b>	<b>12</b>	<b>4.5</b>	<b>10.5</b>	<b>0-0-0</b>	<b>0</b>	<b>0</b>	<b>0</b>	<b>0.0</b>	<b>0.0</b>	<b>0.0</b>	<b>0.0</b>

**Scoring and Total Offense**

SEASON	TEAM	gp	Scoring							Total Offense						
			td	rush	rcv	ret	pat	2pat	fg	total	avg/g	rush	pass	total	avg/g	
2022-23	ND	4	0	0	0	0	0	0	0	0	0	0	0	0	0	1.3
2023-24	ND	2	1	0	1	0	0	0	0	6	3	0	58	0	58	29.0
<b>TOTAL</b>		<b>6</b>	<b>1</b>	<b>0</b>	<b>1</b>	<b>0</b>	<b>0</b>	<b>0</b>	<b>0</b>	<b>6</b>	<b>3</b>	<b>0</b>	<b>63</b>	<b>0</b>	<b>63</b>	<b>10.5</b>

**Punting and All Purpose**

SEASON	TEAM	gp	Punting				All Purpose						
			no.	yds	lg	avg/g	rush	rcv	pr	kr	lr	total	avg/g
2022-23	ND	4	0	0	0	0.0	5	0	0	0	0	5	1.3
2023-24	ND	2	0	0	0	0.0	58	40	0	41	0	139	69.5
<b>TOTAL</b>		<b>6</b>	<b>0</b>	<b>0</b>	<b>0</b>	<b>0.0</b>	<b>63</b>	<b>40</b>	<b>0</b>	<b>41</b>	<b>0</b>	<b>144</b>	<b>24.0</b>

**Tackles**

SEASON	TEAM	GP	Tackles							Interceptions		Receptions					
			ua	a	total	td	ff	blk	sacks	int	rec	yds	td	lg	rec/g	yds/r	yds/g
2022-23	ND	4	0	0	0	0	0	0	0	0	0	0	0	0	0	0.0	0.0
2023-24	ND	2	0	0	0	0	0	0	0	0	0	4	40	1	42	2.0	10.0
<b>TOTAL</b>		<b>6</b>	<b>0</b>	<b>0</b>	<b>0</b>	<b>0</b>	<b>0</b>	<b>0</b>	<b>0</b>	<b>0</b>	<b>0</b>	<b>4</b>	<b>40</b>	<b>1</b>	<b>42</b>	<b>0.7</b>	<b>10.0</b>

**Single Game Highs**

Statistic	Value	
Rushing Attempts	6	vs Navy 08/26/23, vs Tennessee St. 09/02/23
Rushing Yards Net	31	vs Navy 08/26/23
Longest Rushing	12	vs Tennessee St. 09/02/23
Receptions	2	vs Navy 08/26/23, vs Tennessee St. 09/02/23
Receptions Yards	45	vs Tennessee St. 09/02/23
Receptions Touchdowns	1	vs Tennessee St. 09/02/23
Longest Reception	42	vs Tennessee St. 09/02/23
Longest Kick Return	24	vs Navy 08/26/23

Date	Opponent	Rushing			Receiving			Passing			Kick Returns			Punt Returns			all				
		no.	yds	td	lg	no.	yds	td	lg	cmp	att	int	yds	td	lg	no.		yds	td	lg	purp
08/26/2023	vs Navy	6	31	0	9	2	5	0	0	0-0-0	0	0	0	2	41	0	24	0	0	0	67
09/02/2023	Tennessee St.	6	27	0	12	2	45	1	42	0-0-0	0	0	0	0	0	0	0	0	0	0	72
		<b>12</b>	<b>58</b>	<b>0</b>	<b>12</b>	<b>4</b>	<b>40</b>	<b>1</b>	<b>42</b>	<b>0-0-0</b>	<b>0</b>	<b>0</b>	<b>0</b>	<b>2</b>	<b>41</b>	<b>0</b>	<b>24</b>	<b>0</b>	<b>0</b>	<b>0</b>	<b>58</b>

Games	Avg/ rush	Avg/ catch	Pass effic	KR avg	PR avg	All purpose avg/game	Total offense avg/game
2	4.8	10.0	0.0	20.5	0.0	69.5	29.0



**24**  
**JADARIAN PRICE**

DL • 6-5, 294 lbs • Junior/Sophomore  
North Providence, RI (Bishop Hendricken)

**Rushing and Passing**

SEASON	TEAM	gp	Rushing						Passing							
			att	yds	td	lg	avg/c	avg/g	comp-att-int	yds	td	lg	pct	avg/p	avg/g	effic
2023-24	ND	2	6	30	1	19	5.0	15.0	0-0-0	0	0	0	0.0	0.0	0.0	0.0
<b>TOTAL</b>		<b>2</b>	<b>6</b>	<b>30</b>	<b>1</b>	<b>19</b>	<b>5.0</b>	<b>15.0</b>	<b>0-0-0</b>	<b>0</b>	<b>0</b>	<b>0</b>	<b>0.0</b>	<b>0.0</b>	<b>0.0</b>	<b>0.0</b>

**Scoring and Total Offense**

SEASON	TEAM	gp	Scoring							Total Offense							
			td	rush	rcv	ret	pat	2pat	fg	total	avg/g	rush	pass	total	avg/g		
2023-24	ND	2	2	1	1	0	0	0	0	0	0	12	6.0	30	0	30	15.0
<b>TOTAL</b>		<b>2</b>	<b>2</b>	<b>1</b>	<b>1</b>	<b>0</b>	<b>0</b>	<b>0</b>	<b>0</b>	<b>0</b>	<b>0</b>	<b>12</b>	<b>6.0</b>	<b>30</b>	<b>0</b>	<b>30</b>	<b>15.0</b>

**Punting and All Purpose**

SEASON	TEAM	gp	Punting				All Purpose						
			no.	yds	lg	avg/g	rush	rcv	pr	kr	lr	total	avg/g
2023-24	ND	2	0	0	0	0.0	30	51	0	0	0	81	40.5
<b>TOTAL</b>		<b>2</b>	<b>0</b>	<b>0</b>	<b>0</b>	<b>0.0</b>	<b>30</b>	<b>51</b>	<b>0</b>	<b>0</b>	<b>0</b>	<b>81</b>	<b>40.5</b>

**Tackles**

SEASON	TEAM	GP	Tackles							Interceptions		Receptions							
			ua	a	total	td	ff	blk	sacks	int	rec	yds	td	lg	rec/g	yds/r	yds/g		
2023-24	ND	2	0	0	0	0	0	0	0	0	0	0	2	51	1	40	1.0	25.5	25.5
<b>TOTAL</b>		<b>2</b>	<b>0</b>	<b>0</b>	<b>0</b>	<b>0</b>	<b>0</b>	<b>0</b>	<b>0</b>	<b>0</b>	<b>0</b>	<b>0</b>	<b>2</b>	<b>51</b>	<b>1</b>	<b>40</b>	<b>1.0</b>	<b>25.5</b>	<b>25.5</b>

**Single Game Highs**

Statistic	Value	
Rushing Attempts	4	vs Navy 08/26/23
Rushing Yards Net	25	vs Navy 08/26/23
Rushing Touchdowns	1	vs Navy 08/26/23
Longest Rushing	19	vs Navy 08/26/23
Receptions	2	vs Tennessee St. 09/02/23
Receptions Yards	51	vs Tennessee St. 09/02/23
Receptions Touchdowns	1	vs Tennessee St. 09/02/23
Longest Reception	40	vs Tennessee St. 09/02/23

Date	Opponent	Rushing			Receiving			Passing			Kick Returns			Punt Returns			all				
		no.	yds	td	lg	no.	yds	td	lg	cmp	att	int	yds	td	lg	no.		yds	td	lg	purp
08/26/2023	vs Navy	4	25	1	19	0	0	0	0	0-0-0	0	0	0	0	0	0	0	0	0	0	25
09/02/2023	Tennessee St.	2	5	0	9	2	51	1	40	0-0-0	0	0	0	0	0	0	0	0	0	0	56
		<b>6</b>	<b>30</b>	<b>1</b>	<b>19</b>	<b>2</b>	<b>51</b>	<b>1</b>	<b>40</b>	<b>0-0-0</b>	<b>0</b>	<b>0</b>	<b>0</b>	<b>0</b>	<b>0</b>	<b>0</b>	<b>0</b>	<b>0</b>	<b>0</b>	<b>0</b>	<b>30</b>

Games	Avg/ rush	Avg/ catch	Pass effic	KR avg	PR avg	All purpose avg/game	Total offense avg/game
2	5.0	25.5	0.0	0.0	0.0	40.5	15.0



**9**  
**ELI RARIDON**

DL • 6-5, 294 lbs • Junior/Sophomore  
North Providence, RI (Bishop Hendricken)

**Tackles**

SEASON	TEAM	GP	Tackles							Interceptions		Receptions					
			ua	a	total	tfl	pd	ff	blk	sacks	int	rec	yds	td	lg	rec/g	yds/r
2022-23	ND	5	0	0	0	0-0	0	0	0	0	0	0	0	0	0.0	0.0	0.0
<b>TOTAL</b>		<b>5</b>	<b>0</b>	<b>0</b>	<b>0</b>	<b>0-0</b>	<b>0</b>	<b>0</b>	<b>0</b>	<b>0</b>	<b>0</b>	<b>0</b>	<b>0</b>	<b>0.0</b>	<b>0.0</b>	<b>0.0</b>	



**29**  
**MATT SALERNO**

WR • 6-0 5/8, 199 lbs • Graduate Student/Senior  
Valencia, CA (Crespi Carmelite)

**Rushing and Passing**

SEASON	TEAM	gp	Rushing							Passing						
			att	yds	td	lg	avg/c	avg/g	comp-att-int	yds	td	lg	pct	avg/p	avg/g	effc
2019-20	ND	1	0	0	0	0	0.0	0.0	0-0-0	0	0	0	0.0	0.0	0.0	
2020-21	ND	11	0	0	0	0	0.0	0.0	0-0-0	0	0	0	0.0	0.0	0.0	
2021-22	ND	11	0	0	0	0	0.0	0.0	0-0-0	0	0	0	0.0	0.0	0.0	
2022-23	ND	13	0	0	0	0	0.0	0.0	0-0-0	0	0	0	0.0	0.0	0.0	
2023-24	ND	2	0	0	0	0	0.0	0.0	0-0-0	0	0	0	0.0	0.0	0.0	
<b>TOTAL</b>		<b>38</b>	<b>0</b>	<b>0</b>	<b>0</b>	<b>0</b>	<b>0.0</b>	<b>0.0</b>	<b>0-0-0</b>	<b>0</b>	<b>0</b>	<b>0</b>	<b>0.0</b>	<b>0.0</b>	<b>0.0</b>	

**Scoring and Total Offense**

SEASON	TEAM	gp	Scoring										Total Offense				
			td	rush	rcv	ret	pat	2pat	fg	total	avg/g	rush	pass	total	avg/g		
2019-20	ND	1	0	0	0	0	0	0	0	0	0	0	0.0	0	0	0	0.0
2020-21	ND	11	0	0	0	0	0	0	0	0	0	0	0.0	0	0	0	0.0
2021-22	ND	11	0	0	0	0	0	0	0	0	0	0	0.0	0	0	0	0.0
2022-23	ND	13	1	0	1	0	0	0	0	0	6	0.5	0	0	0	0	0.0
2023-24	ND	2	0	0	0	0	0	0	0	0	0	0.0	0	0	0	0	0.0
<b>TOTAL</b>		<b>38</b>	<b>1</b>	<b>0</b>	<b>1</b>	<b>0</b>	<b>0</b>	<b>0</b>	<b>0</b>	<b>0</b>	<b>6</b>	<b>0.2</b>	<b>0</b>	<b>0</b>	<b>0</b>	<b>0</b>	<b>0.0</b>

**Punting and All Purpose**

SEASON	TEAM	gp	Punting				All Purpose							
			no.	yds	lg	avg/g	rush	rcv	pr	kr	lr	total	avg/g	
2019-20	ND	1	0	0	0	0.0	0	0	0	0	0	0	0	0.0
2020-21	ND	11	0	0	0	0.0	0	0	45	0	0	0	45	4.1
2021-22	ND	11	0	0	0	0.0	0	-4	13	33	0	0	42	3.8
2022-23	ND	13	0	0	0	0.0	0	62	37	0	0	0	99	7.6
2023-24	ND	2	0	0	0	0.0	0	9	21	0	0	0	30	15.0
<b>TOTAL</b>		<b>38</b>	<b>0</b>	<b>0</b>	<b>0</b>	<b>0.0</b>	<b>0</b>	<b>67</b>	<b>116</b>	<b>33</b>	<b>0</b>	<b>0</b>	<b>216</b>	<b>5.7</b>

**Tackles**

SEASON	TEAM	GP	Tackles							Interceptions		Receptions				
			ua	a	total	tfl	pd	ff	blk	sacks	int	rec	yds	td	lg	rec/g
2019-20	ND	1	0	0	0	0-0	0	0	0	0	0	0	0	0.0	0.0	0.0
2020-21	ND	11	0	0	0	0-0	0	0	0	0	0	0	0	0.0	0.0	0.0
2021-22	ND	11	0	0	0	0-0	0	0	0	0	0	1	-4	0	0.1	-4.0
2022-23	ND	13	0	0	0	0-0	0	0	0	0	0	5	62	1	31	0.4
2023-24	ND	2	0	0	0	0-0	0	0	0	0	0	1	9	0	9	0.5
<b>TOTAL</b>		<b>38</b>	<b>0</b>	<b>0</b>	<b>0</b>	<b>0-0</b>	<b>0</b>	<b>0</b>	<b>0</b>	<b>0</b>	<b>0</b>	<b>7</b>	<b>67</b>	<b>1</b>	<b>31</b>	<b>0.2</b>

**Single Game Highs**

Statistic	Value	
Receptions	2	vs Boston College 11/19/22
Receptions Yards	31	at Ohio St. 09/03/22
Receptions Touchdowns	1	vs Boston College 11/19/22
Longest Reception	31	at Ohio St. 09/03/22
Longest Punt Return	28	vs Boston College 11/19/22
Longest Kick Return	26	vs Navy 11/06/21

Date	Opponent	Rushing			Receiving			Passing			Kick Returns			Punt Returns			all				
		no.	yds	td	lg	no.	yds	td	lg	cmp	att	int	yds	td	lg	no.		yds	td	lg	purp
08/26/2023	vs Navy	0	0	0	1	9	0	9	0-0-0	0	0	0	0	0	0	0	0	0	0	0	9
09/02/2023	Tennessee St.	0	0	0	0	0	0	0	0-0-0	0	0	0	0	0	0	2	21	0	15	21	
		<b>0</b>	<b>0</b>	<b>0</b>	<b>1</b>	<b>9</b>	<b>0</b>	<b>9</b>	<b>0-0-0</b>	<b>0</b>	<b>0</b>	<b>0</b>	<b>0</b>	<b>0</b>	<b>0</b>	<b>2</b>	<b>21</b>	<b>0</b>	<b>15</b>	<b>0</b>	

Games	Avg/ rush	Avg/ catch	Pass effc	KR avg	PR avg	All purpose avg/game	Total offense avg/game
2	0.0	9.0	0.0	0.0	10.5	15.0	0.0



**97**  
**GABRIEL RUBIO**

DL • 6-5 1/4, 306 lbs • Junior/Sophomore  
St. Louis, MO (Luthern St. Charles)

**Tackles**

SEASON	TEAM	GP	Tackles							Interceptions		Receptions				
			ua	a	total	tfl	pd	ff	blk	sacks	int	rec	yds	td	lg	rec/g
2021-22	ND	1	0	1	1	0-0	0	0	0	0	0	0	0	0.0	0.0	0.0
2022-23	ND	12	6	11	17	4-9	0	0	0	0	0	0	0	0.0	0.0	0.0
2023-24	ND	1	1	0	1	0-0	0	0	0	0	0	0	0	0.0	0.0	0.0
<b>TOTAL</b>		<b>14</b>	<b>7</b>	<b>12</b>	<b>19</b>	<b>4-9</b>	<b>0</b>	<b>0</b>	<b>0</b>	<b>0</b>	<b>0</b>	<b>0</b>	<b>0</b>	<b>0.0</b>	<b>0.0</b>	<b>0.0</b>

**Single Game Highs**

Statistic	Value	
Total Tackles	7	vs Stanford 10/15/22
Total Tackles For Loss	1	at Syracuse 10/29/22, vs Navy 11/12/22, vs South Carolina 12/30/22

Date	Opponent	Tackles			Sacks	Fumble	Pass Defense			blkd	PAT attempts		off				
		ua	a	total	no-yds	ff	fr	yds	int-yds	qbh	brup	kick	kick	rush	rcv	sa	pts
08/26/2023	vs Navy	1	0	1	0-0	0	0	0-0	0	0	0	0	0-0	0	0	0	0
		<b>1</b>	<b>0</b>	<b>1</b>	<b>0-0</b>	<b>0</b>	<b>0</b>	<b>0-0</b>	<b>0</b>	<b>0</b>	<b>0</b>	<b>0</b>	<b>0-0</b>	<b>0</b>	<b>0</b>	<b>0</b>	<b>0</b>





**38**  
**DAVIS SHERWOOD**

TE • 6-3, 238 lbs • Junior/Junior  
Greensboro, NC (Good Counsel)

**Tackles**

SEASON	TEAM	GP	Tackles							Interceptions		Receptions						
			ua	a	total	tff	pd	ff	blk	sacks	int	rec	yds	td	lg	rec/g	yds/r	yds/g
2021-22	ND	12	1	2	3	0-0	0	0	0	0	0	0	0	0	0	0.0	0.0	0.0
2022-23	ND	13	0	0	0	0-0	0	0	0	0	0	0	0	0	0.0	0.0	0.0	
2023-24	ND	2	0	0	0	0-0	0	0	0	0	0	0	0	0	0.0	0.0	0.0	
<b>TOTAL</b>		<b>27</b>	<b>1</b>	<b>2</b>	<b>3</b>	<b>0-0</b>	<b>0</b>	<b>0</b>	<b>0</b>	<b>0</b>	<b>0</b>	<b>0</b>	<b>0</b>	<b>0</b>	<b>0.0</b>	<b>0.0</b>	<b>0.0</b>	

**Single Game Highs**

Statistic	Value	
Total Passes	1	vs South Carolina 12/30/22
Completed Passes	1	vs South Carolina 12/30/22
Passes Yards	20	vs South Carolina 12/30/22
Longest Pass	20	vs South Carolina 12/30/22
Receptions	1	vs Tennessee St. 09/02/23
Receptions Yards	8	vs Tennessee St. 09/02/23
Longest Reception	8	vs Tennessee St. 09/02/23
Total Tackles	1	at Virginia Tech 10/09/21, vs Georgia Tech 11/20/21, vs Navy 11/06/21

Date	Opponent	Rushing	Receiving	Passing	Kick Returns	Punt Returns	all
		no. yds td lg	no. yds td lg	cmp-att-int yds td lg	no. yds td lg	no. yds td lg	purp
08/26/2023	vs Navy	0 0 0 0	0 0 0 0	0-0-0 0 0 0	0 0 0 0	0 0 0 0	0
09/02/2023	Tennessee St.	0 0 0 0	1 8 0 8	0-0-0 0 0 0	0 0 0 0	0 0 0 0	8
<b>TOTAL</b>		<b>0 0 0 0</b>	<b>1 8 0 8</b>	<b>0-0-0 0 0 0</b>	<b>0 0 0 0</b>	<b>0 0 0 0</b>	<b>0</b>



**3**  
**JAYLEN SNEED**

LB • 6-2, 222 lbs • Sophomore/Freshman  
Hilton Head Island, SC (Hilton Head)

**Tackles**

SEASON	TEAM	GP	Tackles							Interceptions		Receptions					
			ua	a	total	tff	pd	ff	blk	sacks	int	rec	yds	td	lg	rec/g	yds/r
2022-23	ND	4	1	6	7	0-5-3	0	0	0	0	0	0	0	0	0.0	0.0	0.0
2023-24	ND	2	1	3	4	0-0-0	0	0	0	0	0	0	0	0	0.0	0.0	0.0
<b>TOTAL</b>		<b>6</b>	<b>2</b>	<b>9</b>	<b>11</b>	<b>0-5-3</b>	<b>0</b>	<b>0</b>	<b>0</b>	<b>0</b>	<b>0</b>	<b>0</b>	<b>0</b>	<b>0.0</b>	<b>0.0</b>	<b>0.0</b>	

**Single Game Highs**

Statistic	Value	
Total Tackles	5	vs Boston College 11/19/22
Total Tackles For Loss	0.5	vs Boston College 11/19/22

Date	Opponent	Tackles	Sacks	Fumble	Pass Defense	blkd	PAT attempts	off
		ua a total tff-yds	no-yds	ff fr-yds	int-yds qb h brup	kick	kick rush rcv saf	pts
08/26/2023	vs Navy	1 1 2 0-0-0	0-0	0-0	0-0 0 0 0	0	0 0 0 0	0
09/02/2023	Tennessee St.	0 2 2 0-0-0	0-0	0-0	0-0 1 0 0	0	0-0 0 0 0	0
<b>TOTAL</b>		<b>1 3 4 0-0-0</b>	<b>0-0</b>	<b>0-0</b>	<b>0-0 1 0 0</b>	<b>0</b>	<b>0-0 0 0 0</b>	<b>0</b>



**32**  
**SPENCER SHRADER**

K • 6-1 3/8, 200 lbs • Graduate Student/Senior  
Lithia, FL (Newsome/USF)

**Rushing and Passing**

SEASON	TEAM	gp	Rushing						Passing							
			att	yds	td	lg	avg/c	avg/g	comp-att-int	yds	td	lg	pct	avg/p	avg/g	effc
2019-20	USF	12	2	23	1	22	11.5	1.9	0-0-0	0	0	0	0.0	0.0	0.0	0.0
2020-21	USF	8	0	0	0	0	0.0	0.0	0-0-0	0	0	0	0.0	0.0	0.0	0.0
2021-22	USF	12	0	0	0	0	0.0	0.0	0-0-0	0	0	0	0.0	0.0	0.0	0.0
2022-23	USF	12	0	0	0	0	0.0	0.0	0-0-0	0	0	0	0.0	0.0	0.0	0.0
2023-24	ND	2	0	0	0	0	0.0	0.0	0-0-0	0	0	0	0.0	0.0	0.0	0.0
<b>TOTAL FOR ND</b>		<b>2</b>	<b>0</b>	<b>0</b>	<b>0</b>	<b>0</b>	<b>0.0</b>	<b>0.0</b>	<b>0-0-0</b>	<b>0</b>	<b>0</b>	<b>0</b>	<b>0.0</b>	<b>0.0</b>	<b>0.0</b>	<b>0.0</b>
<b>TOTAL</b>		<b>46</b>	<b>2</b>	<b>23</b>	<b>1</b>	<b>22</b>	<b>11.5</b>	<b>0.5</b>	<b>0-0-0</b>	<b>0</b>	<b>0</b>	<b>0</b>	<b>0.0</b>	<b>0.0</b>	<b>0.0</b>	<b>0.0</b>

**Scoring and Total Offense**

SEASON	TEAM	gp	Scoring										Total Offense			
			td	rush	rcv	ret	pat	2pat	fg	total	avg/g	rush	pass	total	avg/g	
2019-20	USF	12	1	1	0	0	12	0	4	30	2.5	23	0	23	1.9	
2020-21	USF	8	0	0	0	0	11	0	4	23	2.9	0	0	0.0		
2021-22	USF	12	0	0	0	0	35	0	11	68	5.7	0	0	0.0		
2022-23	USF	12	0	0	0	0	37	0	9	64	5.3	0	0	0.0		
2023-24	ND	2	0	0	0	0	13	0	0	13	6.5	0	0	0.0		
<b>TOTAL FOR ND</b>		<b>2</b>	<b>0</b>	<b>0</b>	<b>0</b>	<b>0</b>	<b>13</b>	<b>0</b>	<b>0</b>	<b>13</b>	<b>6.5</b>	<b>0</b>	<b>0</b>	<b>0.0</b>		
<b>TOTAL</b>		<b>46</b>	<b>1</b>	<b>1</b>	<b>0</b>	<b>0</b>	<b>108</b>	<b>0</b>	<b>28</b>	<b>198</b>	<b>4.3</b>	<b>23</b>	<b>0</b>	<b>23</b>		

**Punting and All Purpose**

SEASON	TEAM	gp	Punting				All Purpose						
			no.	yds	lg	avg/g	rush	rcv	pr	kr	lr	total	avg/g
2019-20	USF	12	1	36	36	36.0	23	0	0	0	0	23	1.9
2020-21	USF	8	0	0	0	0.0	0	0	0	0	0	0	0.0
2021-22	USF	12	0	0	0	0.0	0	7	0	0	0	7	0.6
2022-23	USF	12	0	0	0	0.0	0	0	0	0	0	0	0.0
2023-24	ND	2	0	0	0	0.0	0	0	0	0	0	0	0.0
<b>TOTAL FOR ND</b>		<b>2</b>	<b>0</b>	<b>0</b>	<b>0</b>	<b>0.0</b>	<b>0</b>	<b>0</b>	<b>0</b>	<b>0</b>	<b>0</b>	<b>0</b>	<b>0.0</b>
<b>TOTAL</b>		<b>46</b>	<b>1</b>	<b>36</b>	<b>36</b>	<b>36.0</b>	<b>23</b>	<b>7</b>	<b>0</b>	<b>0</b>	<b>0</b>	<b>30</b>	<b>0.7</b>

**Tackles**

SEASON	TEAM	GP	Tackles							Interceptions		Receptions					
			ua	a	total	tff	pd	ff	blk	sacks	int	rec	yds	td	lg	rec/g	yds/r
2019-20	USF	12	1	0	1	0-0	0	0	0	0	0	0	0	0	0.0	0.0	0.0
2020-21	USF	8	1	0	1	0-0	0	0	0	0	0	0	0	0	0.0	0.0	0.0
2021-22	USF	12	0	0	0	0-0	0	0	0	0	0	1	7	0	7.0	7.0	
2022-23	USF	12	0	0	0	0-0	0	0	0	0	0	0	0	0	0.0	0.0	0.0
2023-24	ND	2	0	0	0	0-0	0	0	0	0	0	0	0	0	0.0	0.0	0.0
<b>TOTAL FOR ND</b>		<b>2</b>	<b>0</b>	<b>0</b>	<b>0-0</b>	<b>0</b>	<b>0</b>	<b>0</b>	<b>0</b>	<b>0</b>	<b>0</b>	<b>0</b>	<b>0</b>	<b>0</b>	<b>0.0</b>	<b>0.0</b>	<b>0.0</b>
<b>TOTAL</b>		<b>46</b>	<b>2</b>	<b>0</b>	<b>2</b>	<b>0-0</b>	<b>0</b>	<b>0</b>	<b>0</b>	<b>0</b>	<b>0</b>	<b>1</b>	<b>7</b>	<b>0</b>	<b>7.0</b>	<b>7.0</b>	

**Single Game Highs**

Statistic	Value	
Rushing Attempts	1	vs Wisconsin 08/30/19, at UConn 10/05/19
Rushing Yards Net	22	at UConn 10/05/19
Rushing Touchdowns	1	at UConn 10/05/19
Longest Rushing	22	at UConn 10/05/19
Receptions	1	vs Tulsa 10/16/21
Receptions Yards	7	vs Tulsa 10/16/21
Longest Reception	7	vs Tulsa 10/16/21
Field Goals Made	4	at Memphis 11/07/20
Longest Field Goal Made	52	vs Temple 10/23/21
Punts	1	vs Wisconsin 08/30/19
Punts Average	36	vs Wisconsin 08/30/19
Longest Punt	36	vs Wisconsin 08/30/19
Total Tackles	1	vs East Carolina 10/10/20, vs Cincinnati 11/16/19

Date	Opponent	Tackles	Sacks	Fumble	Pass Defense	blkd	PAT attempts	off
		ua a total tff-yds	no-yds	ff fr-yds	int-yds qb h brup	kick	kick rush rcv saf	pts
08/26/2023	vs Navy	0 0 0 0-0-0	0-0	0-0	0-0 0 0 0	0	6-6 0 0 0	6
09/02/2023	Tennessee St.	0 0 0 0-0-0	0-0	0-0	0-0 0 0 0	0	7-7 0 0 0	7
<b>TOTAL</b>		<b>0 0 0 0-0-0</b>	<b>0-0</b>	<b>0-0</b>	<b>0-0 0 0 0</b>	<b>0</b>	<b>13-13</b>	<b>0 0 0 13</b>

Date	Opponent	Punting	Kickoffs	Field Goals
		no. yds tb	no. yds tb	made-att
08/26/2023	vs Navy	0 0 0	7 455	6 0-1
09/02/2023	Tennessee St.	0 0 0	8 513	6 0-0
<b>TOTAL</b>		<b>0 0 0</b>	<b>15 968</b>	<b>12 0-1</b>



**13 HOLDEN STAES**

TE • 6-4 1/4, 242 lbs • Sophomore/Sophomore  
Atlanta, GA (The Westminster School)

**Tackles**

SEASON	TEAM	GP	Tackles							Interceptions		Receptions										
			ua	a	total	tfl	pd	ff	blk	sacks	int	rec	yds	td	lg	rec/g	yds/r	yds/g				
2022-23	ND	11	0	0	0	0	0	0	0	0	0	0	0	0	0	1	11	0	11	0.1	11.0	1.0
2023-24	ND	2	0	0	0	0	0	0	0	0	0	0	0	0	0	1	4	1	4	0.5	4.0	2.0
<b>TOTAL</b>	<b>13</b>	<b>0</b>	<b>0</b>	<b>0</b>	<b>0-0</b>	<b>0</b>	<b>0</b>	<b>0</b>	<b>0</b>	<b>0</b>	<b>0</b>	<b>0</b>	<b>0</b>	<b>0</b>	<b>0</b>	<b>2</b>	<b>15</b>	<b>1</b>	<b>11</b>	<b>0.2</b>	<b>7.5</b>	<b>1.2</b>

**Single Game Highs**

Statistic	Value	
Receptions	1	vs BYU 10/08/22, vs Tennessee St. 09/02/23
Receptions Yards	11	vs BYU 10/08/22
Receptions Touchdowns	1	vs Tennessee St. 09/02/23
Longest Reception	11	vs BYU 10/08/22

Date	Opponent	Rushing			Receiving			Passing			Kick Returns			Punt Returns			all				
		no.	yds	td	lg	no.	yds	td	lg	cmp	att	int	yds	td	lg	no.		yds	td	lg	purp
08/26/2023	vs Navy	0	0	0	0	0	0	0	0	0	0	0	0	0	0	0	0	0	0	0	0
09/02/2023	Tennessee St.	0	0	0	0	1	4	1	4	0	0	0	0	0	0	0	0	0	0	0	4
		<b>0</b>	<b>0</b>	<b>0</b>	<b>0</b>	<b>1</b>	<b>4</b>	<b>1</b>	<b>4</b>	<b>0-0-0</b>	<b>0</b>	<b>0</b>	<b>0</b>	<b>0</b>	<b>0</b>	<b>0</b>	<b>0</b>	<b>0</b>	<b>0</b>	<b>0</b>	<b>0</b>



**83 JAYDEN THOMAS**

WR • 6-1 1/2, 221 lbs • Junior/Sophomore  
Paulding County, GA (Pace Academy)

**Tackles**

SEASON	TEAM	GP	Tackles							Interceptions		Receptions										
			ua	a	total	tfl	pd	ff	blk	sacks	int	rec	yds	td	lg	rec/g	yds/r	yds/g				
2021-22	ND	3	0	0	0	0-0	0	0	0	0	0	0	0	0	0	0	0.0	0.0	0.0			
2022-23	ND	13	0	0	0	0-0	0	0	0	0	0	0	0	0	0	25	361	3	38	1.9	14.4	27.8
2023-24	ND	2	0	0	0	0-0	0	0	0	0	0	0	0	0	0	8	125	1	27	4.0	15.6	62.5
<b>TOTAL</b>	<b>18</b>	<b>0</b>	<b>0</b>	<b>0</b>	<b>0-0</b>	<b>0</b>	<b>0</b>	<b>0</b>	<b>0</b>	<b>0</b>	<b>0</b>	<b>0</b>	<b>0</b>	<b>0</b>	<b>0</b>	<b>33</b>	<b>486</b>	<b>4</b>	<b>38</b>	<b>1.8</b>	<b>14.7</b>	<b>27.0</b>

**Single Game Highs**

Statistic	Value	
Rushing Attempts	1	vs Stanford 10/15/22
Receptions	5	vs South Carolina 12/30/22
Receptions Yards	80	vs Navy 11/12/22
Receptions Touchdowns	1	4 times
Longest Reception	38	vs Navy 11/12/22

Date	Opponent	Rushing			Receiving			Passing			Kick Returns			Punt Returns			all				
		no.	yds	td	lg	no.	yds	td	lg	cmp	att	int	yds	td	lg	no.		yds	td	lg	purp
08/26/2023	vs Navy	0	0	0	0	4	63	1	19	0-0-0	0	0	0	0	0	0	0	0	0	0	63
09/02/2023	Tennessee St.	0	0	0	0	4	62	0	27	0-0-0	0	0	0	0	0	0	0	0	0	0	62
		<b>0</b>	<b>0</b>	<b>0</b>	<b>0</b>	<b>8</b>	<b>125</b>	<b>1</b>	<b>27</b>	<b>0-0-0</b>	<b>0</b>	<b>0</b>	<b>0</b>	<b>0</b>	<b>0</b>	<b>0</b>	<b>0</b>	<b>0</b>	<b>0</b>	<b>0</b>	<b>0</b>

Games	Avg/ rush	Avg/ catch	Pass effic	KR avg	PR avg	All purpose avg/game	Total offense avg/game
2	0.0	15.6	0.0	0.0	0.0	62.5	0.0



**18 CHANCE TUCKER**

CB • 5-11 3/4, 184 lbs • Junior/Sophomore  
Encino, CA (Crespi Carmelite)

**Tackles**

SEASON	TEAM	GP	Tackles							Interceptions		Receptions										
			ua	a	total	tfl	pd	ff	blk	sacks	int	rec	yds	td	lg	rec/g	yds/r	yds/g				
2022-23	ND	1	0	0	0	0-0	0	0	0	0	0	0	0	0	0	0	0	0	0	0.0	0.0	0.0
2023-24	ND	1	0	0	0	0-0	0	0	0	0	0	0	0	0	0	0	0	0	0	0.0	0.0	0.0
<b>TOTAL</b>	<b>2</b>	<b>0</b>	<b>0</b>	<b>0</b>	<b>0-0</b>	<b>0</b>	<b>0</b>	<b>0</b>	<b>0</b>	<b>0</b>	<b>0</b>	<b>0</b>	<b>0</b>	<b>0</b>	<b>0</b>	<b>0</b>	<b>0</b>	<b>0</b>	<b>0.0</b>	<b>0.0</b>	<b>0.0</b>	

**Single Game Highs**

Statistic	Value	
Total Tackles	3	vs Boston College 11/19/22

Date	Opponent	Tackles			Sacks			Fumble			Pass Defense			PAT attempts			off		
		ua	a	total	no.	yds	ff	fr	yds	int	yds	qbh	brup	kick	kick	rush		rcv	saf
08/26/2023	vs Navy	1	0	1	0-0-0	0-0	0	0-0	0-0	0-0	0	0	0	0	0-0	0	0	0	0
09/02/2023	Tennessee St.	0	0	0	0-0-0	0-0	0	0-0	0-0	0	0	0	0	0	0-0	0	0	0	0
		<b>1</b>	<b>0</b>	<b>1</b>	<b>0-0-0</b>	<b>0-0</b>	<b>0</b>	<b>0-0</b>	<b>0-0</b>	<b>0</b>	<b>0</b>	<b>0</b>	<b>0</b>	<b>0</b>	<b>0-0</b>	<b>0</b>	<b>0</b>	<b>0</b>	<b>0</b>



**44 JUNIOR TUIHALAMAKA**

DL • 6-1 7/8, 254 lbs • Sophomore/Sophomore  
Granada Hills, CA (Bishop Alemany)

**Tackles**

SEASON	TEAM	GP	Tackles							Interceptions		Receptions							
			ua	a	total	tfl	pd	ff	blk	sacks	int	rec	yds	td	lg	rec/g	yds/r	yds/g	
2022-23	ND	13	4	2	6	0-0	0	0	0	0	0	0	0	0	0	0	0.0	0.0	0.0
2023-24	ND	2	1	0	1	0-0	0	0	0	0	0	0	0	0	0	0	0.0	0.0	0.0
<b>TOTAL</b>	<b>15</b>	<b>5</b>	<b>2</b>	<b>7</b>	<b>0-0</b>	<b>0</b>	<b>0</b>	<b>0</b>	<b>0</b>	<b>0</b>	<b>0</b>	<b>0</b>	<b>0</b>	<b>0</b>	<b>0</b>	<b>0.0</b>	<b>0.0</b>	<b>0.0</b>	

**Single Game Highs**

Statistic	Value	
Total Tackles	3	vs Boston College 11/19/22

Date	Opponent	Tackles			Sacks			Fumble			Pass Defense			PAT attempts			off		
		ua	a	total	no.	yds	ff	fr	yds	int	yds	qbh	brup	kick	kick	rush		rcv	saf
08/26/2023	vs Navy	1	0	1	0-0-0	0-0	0	0-0	0-0	0-0	0	0	0	0	0-0	0	0	0	0
09/02/2023	Tennessee St.	0	0	0	0-0-0	0-0	0	0-0	0-0	0	0	0	0	0	0-0	0	0	0	0
		<b>1</b>	<b>0</b>	<b>1</b>	<b>0-0-0</b>	<b>0-0</b>	<b>0</b>	<b>0-0</b>	<b>0-0</b>	<b>0</b>	<b>0</b>	<b>0</b>	<b>0</b>	<b>0</b>	<b>0-0</b>	<b>0</b>	<b>0</b>	<b>0</b>	<b>0</b>



**4**  
**CHRIS TYREE**

WR • 5-9 1/2, 192 lbs • Senior/Senior  
Chester, VA (Thomas Dale)



**0**  
**XAVIER WATTS**

S • 5-11 3/4, 204 lbs • Senior/Junior  
Omaha, NE (Harry A. Burke)

**Rushing and Passing**

SEASON	TEAM	gp	Rushing					Passing								
			att	yds	td	lg	avg/c	avg/g	comp-att-int	yds	td	lg	pct	avg/p	avg/g	effc
2020-21	ND	12	73	496	4	94	6.8	41.3	0-0-0	0	0	0	0.0	0.0	0.0	0.0
2021-22	ND	12	56	222	1	33	4.0	18.5	0-0-0	0	0	0	0.0	0.0	0.0	0.0
2022-23	ND	13	100	444	3	26	4.4	34.2	0-0-0	0	0	0	0.0	0.0	0.0	0.0
2023-24	ND	2	1	-2	0	0	-2.0	-1.0	0-0-0	0	0	0	0.0	0.0	0.0	0.0
<b>TOTAL</b>		<b>39</b>	<b>230</b>	<b>1160</b>	<b>8</b>	<b>94</b>	<b>5.0</b>	<b>29.7</b>	<b>0-0-0</b>	<b>0</b>	<b>0</b>	<b>0</b>	<b>0.0</b>	<b>0.0</b>	<b>0.0</b>	<b>0.0</b>

**Scoring and Total Offense**

SEASON	TEAM	gp	Scoring										Total Offense			
			td	rush	rcv	ret	pat	2pat	fg	total	avg/g	rush	pass	total	avg/g	
2020-21	ND	12	4	4	0	0	0	0	0	0	24	2.0	496	0	496	41.3
2021-22	ND	12	4	1	2	1	0	0	0	0	24	2.0	222	0	222	18.5
2022-23	ND	13	5	3	2	0	0	0	0	0	30	2.3	444	0	444	34.2
2023-24	ND	2	1	0	1	0	0	0	0	0	6	3.0	-2	0	-2	-1.0
<b>TOTAL</b>		<b>39</b>	<b>14</b>	<b>8</b>	<b>5</b>	<b>1</b>	<b>0</b>	<b>0</b>	<b>0</b>	<b>0</b>	<b>84</b>	<b>2.2</b>	<b>1160</b>	<b>0</b>	<b>1160</b>	<b>29.7</b>

**Punting and All Purpose**

SEASON	TEAM	gp	Punting				All Purpose									
			no.	yds	lg	avg/g	rush	rcv	pr	kr	ir	total	avg/g			
2020-21	ND	12	0	0	0	0.0	496	65	0	458	0	1019	84.9			
2021-22	ND	12	0	0	0	0.0	222	258	0	347	0	827	68.9			
2022-23	ND	13	0	0	0	0.0	444	138	0	254	0	836	64.3			
2023-24	ND	2	0	0	0	0.0	-2	60	17	0	75	37.5				
<b>TOTAL</b>		<b>39</b>	<b>0</b>	<b>0</b>	<b>0</b>	<b>0.0</b>	<b>1160</b>	<b>521</b>	<b>17</b>	<b>1059</b>	<b>0</b>	<b>2757</b>	<b>70.7</b>			

**Tackles**

SEASON	TEAM	GP	Tackles							Interceptions		Receptions								
			ua	a	total	tfl	pd	ff	fr	blk	sacks	int	rec	yds	td	lg	rec/g	yds/r	yds/g	
2020-21	ND	12	0	0	0	0-0	0	0	0	0	0	0	0	8	65	0	27	0.7	8.1	5.4
2021-22	ND	12	1	0	1	0-0	0	0	0	0	0	0	0	24	258	2	55	2.0	10.8	21.5
2022-23	ND	13	0	0	0	0-0	0	0	0	0	0	0	0	24	138	2	21	1.8	5.8	10.6
2023-24	ND	2	0	1	1	0-0	0	0	0	0	0	0	0	4	60	1	24	2.0	15.0	30.0
<b>TOTAL</b>		<b>39</b>	<b>1</b>	<b>1</b>	<b>2</b>	<b>0-0</b>	<b>0</b>	<b>0</b>	<b>0</b>	<b>0</b>	<b>0</b>	<b>0</b>	<b>0</b>	<b>60</b>	<b>521</b>	<b>5</b>	<b>55</b>	<b>1.5</b>	<b>8.7</b>	<b>13.4</b>

**Single Game Highs**

Statistic	Value
Rushing Attempts	17
Rushing Yards Net	109
Rushing Touchdowns	1
Longest Rushing	94
Receptions	6
Receptions Yards	115
Receptions Touchdowns	1
Longest Reception	55
Longest Punt Return	11
Longest Kick Return	96
Total Tackles	1

Date	Opponent	Rushing			Receiving			Passing			Kick Returns			Punt Returns			all					
		no.	yds	td	lg	no.	yds	td	lg	comp-att-int	yds	td	lg	no.	yds	td	lg	no.	yds	td	lg	purp
08/26/2023	vs Navy	1	-2	0	0	3	36	0	20	0-0-0	0	0	0	0	0	0	0	1	11	0	11	45
09/02/2023	Tennessee St.	0	0	0	0	1	24	1	24	0-0-0	0	0	0	0	0	0	0	1	6	0	6	30
		<b>1</b>	<b>-2</b>	<b>0</b>	<b>0</b>	<b>4</b>	<b>60</b>	<b>1</b>	<b>24</b>	<b>0-0-0</b>	<b>0</b>	<b>0</b>	<b>0</b>	<b>0</b>	<b>0</b>	<b>0</b>	<b>0</b>	<b>2</b>	<b>17</b>	<b>0</b>	<b>11</b>	<b>-2</b>

Games	Avg/ rush	Avg/ catch	Pass effc	KR avg	PR avg	All purpose avg/game	Total offense avg/game
2	-2.0	15.0	0.0	0.0	8.5	37.5	-1.0

**Tackles**

SEASON	TEAM	GP	Tackles							Interceptions		Receptions										
			ua	a	total	tfl	pd	ff	fr	blk	sacks	int	rec	yds	td	lg	rec/g	yds/r	yds/g			
2020-21	ND	2	0	0	0	0-0	0	0	0	0	0	0	0	0	0	0	0	0	0	0	0	0.0
2021-22	ND	11	11	4	15	0-0	0	0	0	0	0	0	0	0	0	0	0	0	0	0	0	0.0
2022-23	ND	13	24	15	39	2-10	4	0	0	0	1	0	0	0	0	0	0	0	0	0	0	0.0
2023-24	ND	2	4	2	6	0-0	1	0	0	0	0	0	0	0	0	0	0	0	0	0	0	0.0
<b>TOTAL</b>		<b>28</b>	<b>39</b>	<b>21</b>	<b>60</b>	<b>2-10</b>	<b>5</b>	<b>0</b>	<b>0</b>	<b>0</b>	<b>1</b>	<b>0</b>	<b>0</b>	<b>0</b>	<b>0</b>	<b>0</b>	<b>0</b>	<b>0</b>	<b>0</b>	<b>0</b>	<b>0.0</b>	<b>0.0</b>

**Single Game Highs**

Statistic	Value
Total Tackles	9
Total Sacks	1
Total Tackles For Loss	1

Date	Opponent	Tackles		Sacks	Fumble	Pass Defense	blkd	PAT attempts	off								
		ua	a	total	tfl-yds	no-yds	ff	fr-yds	int-yds	qbh	brup	kick	kick	rush	rcv	saf	pts
08/26/2023	vs Navy	2	2	4	0-0-0	0-0	0	0-0	0-0	0	0	0	0	0-0	0	0	0
09/02/2023	Tennessee St.	2	0	2	0-0-0	0-0	0	0-0	0-0	0	0	1	0	0-0	0	0	0
		<b>4</b>	<b>2</b>	<b>6</b>	<b>0-0-0</b>	<b>0-0</b>	<b>0</b>	<b>0-0</b>	<b>0-0</b>	<b>0</b>	<b>0</b>	<b>1</b>	<b>0</b>	<b>0-0</b>	<b>0</b>	<b>0</b>	<b>0</b>



**2023-24 Notre Dame Football  
Combined Team Statistics  
All games**

**Team Results**

Date	Opponent		Score	Att.
08/26/2023	vs Navy	W	42-3	49000
09/02/2023	Tennessee St.	W	56-3	77622

**Rushing**

Player	gp	att	gain	loss	net	avg	td	lg	avg/g
Audric Estime	2	29	216	5	211	7.3	2	50	105.5
Jeremiyah Love	2	9	91	5	86	9.6	1	36	43.0
Gi'Bran Payne	2	12	59	1	58	4.8	0	12	29.0
Jadarian Price	2	6	35	5	30	5.0	1	19	15.0
Sam Hartman	2	4	14	0	14	3.5	1	9	7.0
Skip Velotta	1	1	9	0	9	9.0	0	9	9.0
Devyn Ford	2	2	5	0	5	2.5	0	3	2.5
Sam Assaf	1	1	1	0	1	1.0	0	1	1.0
Chris Tyree	2	1	0	2	-2	-2.0	0	0	-1.0
<b>Total</b>	<b>2</b>	<b>65</b>	<b>430</b>	<b>18</b>	<b>412</b>	<b>6.3</b>	<b>5</b>	<b>50</b>	<b>206.0</b>
<b>Opponents</b>	<b>2</b>	<b>84</b>	<b>277</b>	<b>62</b>	<b>215</b>	<b>2.6</b>	<b>0</b>	<b>14</b>	<b>107.5</b>

**Passing**

Player	gp	effc	comp-att-int	pct	yds	td	lg	avg/g
Sam Hartman	2	225.5	33-40-0	82.5	445	6	35	222.5
Steve Angeli	2	222.4	9-12-0	75.0	132	2	42	66.0
Kenny Minchey	1	150.4	2-2-0	100.0	12	0	8	12.0
Team	2	0.0	0-1-0	0.0	0	0	0	0.0
<b>Total</b>	<b>2</b>	<b>218.0</b>	<b>44-55-0</b>	<b>80.0</b>	<b>589</b>	<b>8</b>	<b>42</b>	<b>294.5</b>
<b>Opponents</b>	<b>2</b>	<b>56.0</b>	<b>11-29-2</b>	<b>37.9</b>	<b>110</b>	<b>0</b>	<b>39</b>	<b>55.0</b>

**Receiving**

Player	gp	no.	yds	avg	td	lg	avg/g
Jayden Thomas	2	8	125	15.6	1	27	62.5
Jaden Greathouse	2	5	98	19.6	2	35	49.0
Chris Tyree	2	4	60	15.0	1	24	30.0
Mitchell Evans	2	4	61	15.3	0	18	30.5
Gi'Bran Payne	2	4	40	10.0	1	42	20.0
Deion Colzie	2	3	45	15.0	1	25	22.5
Audric Estime	2	3	33	11.0	0	22	16.5
Rico Flores Jr.	2	3	33	11.0	0	20	16.5
Tobias Merriweather	2	2	5	2.5	0	4	2.5
Jadarian Price	2	2	51	25.5	1	40	25.5
Matt Salerno	2	1	9	9.0	0	9	4.5
Devyn Ford	2	1	9	9.0	0	9	4.5
Chase Ketterer	2	1	4	4.0	0	4	2.0
Davis Sherwood	2	1	8	8.0	0	8	4.0
Holden Staes	2	1	4	4.0	1	4	2.0
Jeremiyah Love	2	1	4	4.0	0	4	2.0
<b>Total</b>	<b>2</b>	<b>44</b>	<b>589</b>	<b>13.4</b>	<b>8</b>	<b>42</b>	<b>294.5</b>
<b>Opponents</b>	<b>2</b>	<b>11</b>	<b>110</b>	<b>10.0</b>	<b>0</b>	<b>39</b>	<b>55.0</b>

**Game Records**

Record	Overall	Home	Away	Neutral
ALL GAMES	2-0	1-0	0-0	1-0
CONFERENCE	0-0	0-0	0-0	0-0
NON-CONFERENCE	2-0	1-0	0-0	1-0

**Team Statistics**

	ND	OPP
<b>First Downs</b>	<b>53</b>	<b>24</b>
Rushing	23	16
Passing	28	5
Penalty	2	3
<b>Rushing Yardage</b>	<b>412</b>	<b>215</b>
Rushing attempts	65	84
Average per rush	6.3	2.6
Average per game	206.0	107.5
TDs Rushing	5	0
<b>Passing Yardage</b>	<b>589</b>	<b>110</b>
Comp-Att-Int	44-55-0	11-29-2
Average per pass	10.7	3.8
Average per catch	13.4	10.0
Average per game	294.5	55.0
TDs Passing	8	0
<b>Total offense</b>	<b>1001</b>	<b>325</b>
Average per play	8.3	2.9
Average per game	500.5	162.5
<b>Kick returns: #-Yards</b>	<b>3-49</b>	<b>3-88</b>
<b>Punt returns: #-Yards</b>	<b>4-38</b>	<b>0-0</b>
<b>Int returns: #-Yards</b>	<b>2-33</b>	<b>0-0</b>
<b>Fumbles-Lost</b>	<b>3-1</b>	<b>4-0</b>
<b>Penalties-Yards</b>	<b>5-46</b>	<b>8-71</b>
<b>Punts-Avg</b>	<b>2-43.0</b>	<b>10-40.0</b>
<b>Time of possession / game</b>	<b>28:53</b>	<b>31:07</b>
<b>3rd-down conversion</b>	<b>14/18</b>	<b>8/28</b>
<b>4rd-down conversion</b>	<b>1/1</b>	<b>4/5</b>
<b>PAT-attempts</b>	<b>(14-14) 100%</b>	<b>(0-0) 0%</b>
<b>2-point conversion-attempts</b>	<b>(0-0) 0%</b>	<b>(0-0) 0%</b>

**Interceptions**

Player	no.	yds	avg	td	lg
Ramon Henderson	1	0	0.0	0	0
Clarence Lewis	1	33	33.0	1	33
<b>Total</b>	<b>2</b>	<b>33</b>	<b>16.5</b>	<b>1</b>	<b>33</b>
<b>Opponents</b>	<b>0</b>	<b>0</b>	<b>0.0</b>	<b>0</b>	<b>0</b>



**2023-24 Notre Dame Football  
Combined Team Statistics  
All games**

**Field Goals**

Player	fg	pct.	01-19	20-29	30-39	40-49	50-99	lg	blk
Spencer Shrader	0-1	0.0	0-0	0-0	0-0	0-1	0-0	0	0
<b>Opponents</b>	<b>2-5</b>	<b>40.0</b>	<b>0-0</b>	<b>0-1</b>	<b>2-4</b>	<b>0-0</b>	<b>0-0</b>	<b>38</b>	<b>1</b>

**Scoring**

Player	td	fg	PAT						pts
			kick	rush	rcv	pass	dxp	saf	
Spencer Shrader	-	0-1	13-13	-	-	-	-	-	13
Audric Estime	2	-	-	-	-	-	-	-	12
Jadarian Price	2	-	-	-	-	-	-	-	12
Jaden Greathouse	2	-	-	-	-	-	-	-	12
Sam Hartman	1	-	-	-	-	-	-	-	6
Chris Tyree	1	-	-	-	-	-	-	-	6
Clarence Lewis	1	-	-	-	-	-	-	-	6
Deion Colzie	1	-	-	-	-	-	-	-	6
Jayden Thomas	1	-	-	-	-	-	-	-	6
Gi'Bran Payne	1	-	-	-	-	-	-	-	6
Holden Staes	1	-	-	-	-	-	-	-	6
Jeremiah Love	1	-	-	-	-	-	-	-	6
Zac Yoakam	-	-	1-1	-	-	-	-	-	1
<b>Total</b>	<b>14</b>	<b>0-1</b>	<b>14-14</b>	<b>0</b>	<b>0</b>	<b>0</b>	<b>0</b>	<b>0</b>	<b>98</b>
<b>Opponents</b>	<b>0</b>	<b>2-5</b>	<b>0-0</b>	<b>0</b>	<b>0</b>	<b>0</b>	<b>0</b>	<b>0</b>	<b>6</b>

**Score by Periods**

Team	1st	2nd	3rd	4th	OT	TOT
Notre Dame	21	42	21	14	0	98
Opponents	3	0	0	3	0	6

**Punting**

Player	no.	yds	avg	lg	tb	fc	i20	50+	blk
Bryce McFerson	2	86	43.0	54	1	1	0	1	0
<b>Total</b>	<b>2</b>	<b>86</b>	<b>43.0</b>	<b>54</b>	<b>1</b>	<b>1</b>	<b>0</b>	<b>1</b>	<b>0</b>
<b>Opponents</b>	<b>10</b>	<b>400</b>	<b>40.0</b>	<b>48</b>	<b>0</b>	<b>2</b>	<b>3</b>	<b>0</b>	<b>0</b>

**Punt Returns**

Player	no.	yds	avg	td	lg
Matt Salerno	2	21	10.5	0	15
Chris Tyree	2	17	8.5	0	11
<b>Total</b>	<b>4</b>	<b>38</b>	<b>9.5</b>	<b>0</b>	<b>15</b>
<b>Opponents</b>	<b>0</b>	<b>0</b>	<b>0.0</b>	<b>0</b>	<b>0</b>

**Kick Returns**

Player	no.	yds	avg	td	lg
Gi'Bran Payne	2	41	20.5	0	24
Devyn Ford	1	8	8.0	0	8
<b>Total</b>	<b>3</b>	<b>49</b>	<b>16.3</b>	<b>0</b>	<b>24</b>
<b>Opponents</b>	<b>3</b>	<b>88</b>	<b>29.3</b>	<b>0</b>	<b>58</b>

**All Purpose**

Player	g	rush	rcv	pr	kr	ir	total	avg/g
Audric Estime	2	211	33	0	0	0	244	122.0
Gi'Bran Payne	2	58	40	0	41	0	139	69.5
Jayden Thomas	2	0	125	0	0	0	125	62.5
Jaden Greathouse	2	0	98	0	0	0	98	49.0
Jeremiah Love	2	86	4	0	0	0	90	45.0
Jadarian Price	2	30	51	0	0	0	81	40.5
Chris Tyree	2	-2	60	17	0	0	75	37.5
Mitchell Evans	2	0	61	0	0	0	61	30.5
Deion Colzie	2	0	45	0	0	0	45	22.5
Clarence Lewis	2	0	0	0	0	33	33	16.5
Rico Flores Jr.	2	0	33	0	0	0	33	16.5
Matt Salerno	2	0	9	21	0	0	30	15.0
Devyn Ford	2	5	9	0	8	0	22	11.0
Sam Hartman	2	14	0	0	0	0	14	7.0
Skip Velotta	1	9	0	0	0	0	9	9.0
Davis Sherwood	2	0	8	0	0	0	8	4.0
Tobias Merriweather	2	0	5	0	0	0	5	2.5
Chase Ketterer	2	0	4	0	0	0	4	2.0
Holden Staes	2	0	4	0	0	0	4	2.0
Sam Assaf	1	1	0	0	0	0	1	1.0
<b>Total</b>	<b>2</b>	<b>412</b>	<b>589</b>	<b>38</b>	<b>49</b>	<b>33</b>	<b>1121</b>	<b>560.5</b>
<b>Opponents</b>	<b>2</b>	<b>215</b>	<b>110</b>	<b>0</b>	<b>88</b>	<b>0</b>	<b>413</b>	<b>206.5</b>

**Total Offense**

Player	g	plays	rush	pass	total	avg/g
Sam Hartman	2	44	14	445	459	229.5
Audric Estime	2	29	211	0	211	105.5
Steve Angeli	2	12	0	132	132	66.0
Jeremiah Love	2	9	86	0	86	43.0
Gi'Bran Payne	2	12	58	0	58	29.0
Jadarian Price	2	6	30	0	30	15.0
Kenny Minchey	1	2	0	12	12	12.0
Skip Velotta	1	1	9	0	9	9.0
Devyn Ford	2	2	5	0	5	2.5
Sam Assaf	1	1	1	0	1	1.0
Chris Tyree	2	1	-2	0	-2	-1.0
<b>Total</b>	<b>2</b>	<b>120</b>	<b>412</b>	<b>589</b>	<b>1001</b>	<b>500.5</b>
<b>Opponents</b>	<b>2</b>	<b>113</b>	<b>215</b>	<b>110</b>	<b>325</b>	<b>162.5</b>

**Team Defense**



**2023-24 Notre Dame Football  
Combined Team Statistics  
All games**

Page 3/3  
as of Sep 02, 2023

##	Player	gp	Tackles			tfl/yds	Sacks	Pass defense			Fumbles		blkd	
			ua	a	tot		no-yds	int-yds	brup	qbh	fr-yds	ff	kick	saf
56	Howard Cross III	2	5	5	10	.	.	.	1	1	.	.	.	.
24	Jack Kiser	2	8	2	10	.	.	.	.	1	.	.	.	.
8	Marist Liufau	2	6	4	10	.	.	.	.	1	.	1	.	.
27	JD Bertrand	2	6	2	8	1-2	.	.	.	1	.	.	.	.
1	Javontae Jean-Baptiste	2	4	3	7	1-2	.	.	.	1	.	.	.	.
47	Jason Onye	2	4	3	7	.	.	.	.	.	.	.	1	.
0	Xavier Watts	2	4	2	6	.	.	.	1	.	.	.	.	.
40	Joshua Burnham	2	4	2	6	2-12	1-9	.	.	2	.	.	.	.
12	Jordan Botelho	2	3	2	5	1-5	1-5	.	.	1	.	.	.	.
2	DJ Brown	2	3	1	4	.	.	.	.	.	.	.	.	.
31	Nana Osafo-Mensah	2	4	.	4	1-24	.	.	.	1	.	.	.	.
13	Thomas Harper	2	3	1	4	1-3	.	.	.	.	.	.	.	.
99	Rylie Mills	2	3	1	4	1-10	1-10	.	.	1	.	.	.	.
3	Jaylen Sneed	2	1	3	4	.	.	.	.	1	.	.	.	.
5	Cam Hart	2	1	2	3	1-2	.	.	1	.	.	1	.	.
92	Aidan Keanaaina	1	2	1	3	1-1	.	.	.	.	.	.	.	.
20	Benjamin Morrison	2	3	.	3	.	.	.	1	.	.	.	.	.
23	Jaiden Ausberry	2	2	1	3	.	.	.	.	.	.	.	.	.
4	Antonio Carter II	2	2	.	2	.	.	.	.	.	.	1	.	.
7	Jaden Mickey	2	2	.	2	.	.	.	.	.	.	.	.	.
4	Chris Tyree	2	.	1	1	.	.	.	.	.	.	.	.	.
6	Clarence Lewis	2	1	.	1	.	.	1-33	.	.	.	.	.	.
97	Gabriel Rubio	1	1	.	1	.	.	.	.	.	.	.	.	.
41	Donovan Hinish	2	.	1	1	.	.	.	.	.	.	.	.	.
44	Junior Tuihalemaka	2	1	.	1	.	.	.	.	.	.	.	.	.
95	Tyson Ford	1	.	1	1	.	.	.	.	.	.	.	.	.
17	Brenan Vernon	1	.	1	1	.	.	.	.	.	.	.	.	.
25	Preston Zinter	1	.	1	1	.	.	.	.	1	.	.	.	.
11	Ramon Henderson	2	.	.	.	.	.	1-0	.	.	.	.	.	.
<b>Totals</b>		<b>2</b>	<b>73</b>	<b>40</b>	<b>113</b>	<b>10-61</b>	<b>3-24</b>	<b>2-33</b>	<b>4</b>	<b>12</b>	<b>0-0</b>	<b>3</b>	<b>1</b>	<b>0</b>
Opponents		2	88	14	102	8-21	0-0	0-0	3	2	1-0	2	0	0





**2023-24 Notre Dame Football  
Team Game-by-Game Comparison  
All games**

Page 1/1  
as of Sep 02, 2023

Opponent	Score	First Downs				Rushing Number-Yards	Passing		Total Offense Plays-Yards	Return Yards	Turn- Overs
		Total	Rush	Pass	Pen		Comp-Att.-Int	Yards			
Navy	42-3	27 / 12	13 / 11	13 / 1	1 / 0	32-191 / 48-126	20-25-0 / 3-7-0	253 / 43	57-444 / 55-169	52 / 12	0 / 0
Tennessee St.	56-3	26 / 12	10 / 5	15 / 4	1 / 3	33-221 / 36-89	24-30-0 / 8-22-2	336 / 67	63-557 / 58-156	68 / 76	1 / 2
<b>Totals</b>	<b>98-6</b>	<b>53 / 24</b>	<b>23 / 16</b>	<b>28 / 5</b>	<b>2 / 3</b>	<b>65-412 / 84-215</b>	<b>44-55-0 / 11-29-2</b>	<b>589 / 110</b>	<b>120-1001 / 113-325</b>	<b>120 / 88</b>	<b>1 / 2</b>

Opponents	3rd Down Conversion	4th Down Conversion	Time of Possession	TOP Margin	Avg Yds/Rush	Avg Yds/Pass	Avg Yds/Play	Punting Number-Avg	Penalties Number-Yards	Sacks
Navy	5-7 / 4-14	1-1 / 3-4	26:46 / 33:14	-06:28	6.0 / 2.6	10.1 / 6.1	7.8 / 3.1	0-0.0 / 4-39.8	1-10.0 / 3-26.0	2 / 0
Tennessee St.	9-11 / 4-14	0-0 / 1-1	30:59 / 29:01	01:58	6.7 / 2.5	11.2 / 3.0	8.8 / 2.7	2-43.0 / 6-40.2	4-36.0 / 5-45.0	1 / 0
<b>Totals</b>	<b>14-18 / 8-28</b>	<b>1-1 / 4-5</b>	<b>57:45 / 62:15</b>	<b>-04:30</b>	<b>6.3 / 2.6</b>	<b>10.7 / 3.8</b>	<b>8.3 / 2.9</b>	<b>2-43.0 / 10-40.0</b>	<b>5-46.0 / 8-71.0</b>	<b>3 / 0</b>

Note: Game totals are displayed in the format TEAM/OPPONENT for each category