



**NOTRE DAME FIGHTING IRISH**  
No. 9/9  
4-0



**OHIO STATE BUCKEYES**  
No. 6/4  
3-0



Noah Eagle  
Todd Blackledge  
Kathryn Tappen

**Notre Dame Football Radio Network**

Paul Burmeister  
Ryan Harris ('07)

**IRISH ITEMS - BY THE NUMBERS**

<b>4</b>	In <b>Marcus Freeman's</b> debut season in 2022, Notre Dame defeated four Associated Press ranked teams: No. 5 Clemson, No. 16 BYU, No. 16 Syracuse and No. 20 South Carolina, which matched Terry Brennan (1954) for the most ranked wins in a coaching debut season at Notre Dame and was most in one single season for the program since 2018.
<b>11</b>	ESPN's College Game Day will pay a visit to Notre Dame's campus for the 11th time this weekend, returning to the site where the program first appeared 'on the road' 30 years ago for the Notre Dame - Florida State game in November of 1993. This weekend will mark the 35th time Game Day will appear at the site of an Irish football game (see page 9 for more).
<b>13</b>	<b>Sam Hartman</b> has thrown a program-best 13 touchdown passes through the first four games this season. See page 6 for more details.
<b>37</b>	Saturday will mark the 37th time Notre Dame Stadium will host an contest with both teams ranked in the Associated Press Top 10. The Irish are 23-12-1 in those contests and 11-9 as the lower-ranked team. See page 11 for a full list of all previous 36 match ups.
<b>40</b>	Dating back to the Gator Bowl victory over South Carolina to end the 2022 season, Notre Dame has scored at least 40 points in a program-best five consecutive games.
<b>90</b>	Irish quarterback <b>Sam Hartman</b> has thrown 90 touchdown passes since 2021 - the most of any Power 5 quarterback.
<b>130</b>	<b>Audric Estimé</b> has increased his rushing yard total each game this season - from 95 vs. Navy to 116 vs. TSU, 134 at NC State and a career-best 176 last weekend vs. Central Michigan. He is second in the country averaging 130.2 rushing yards per game.
<b>184</b>	Notre Dame has scored 184 points in the first four games of the season, which is the most for the program since 1914 and the fourth-most in program history. See page 10 for more.
<b>455</b>	Notre Dame is 10-1 in its last 11 games played and has scored 455 points in those contests. Only Southern Cal (474) has scored more points since that 11-game run began on October 22, 2022. In addition only Southern Cal (47.4), Oregon (42.6), Notre Dame (41.4) and Georgia (40.1) are averaging over 40 ppg during that time frame.
<b>77,622</b>	Every person at this weekend's sold out game will find an LED bracelet at their seats which will help Notre Dame Stadium 'light up the night' as part of the program's Irish Wear Green game. See page 9 for more.

**NOTRE DAME - OHIO STATE SERIES HISTORY**

- Notre Dame and Ohio State will be meeting for the eighth time, with the Buckeyes leading the all-time series 5-2. The Irish are 1-1 against OSU in Notre Dame Stadium, a 7-2 win in 1936 and a 29-16 loss in 1996.
- Saturday marks the fifth consecutive time that Notre Dame and Ohio State will meet as top-10 ranked opponents, including last year's 21-10 OSU win in Columbus.
- The Irish are hoping to end a five-game losing streak to Ohio State which dates back to a home-and-home series in 1995, two Fiesta Bowl games (2006, 2016) and last year's visit to Columbus.

**2023 SCHEDULE**

Date	ND Rank	Opp Rank	Opponent	Location	TV	Time ET
8-26	13/13		vs. Navy	Aviva Stadium	W	42-3
9-2	13/13		Tennessee St.	Notre Dame Stadium	W	56-3
9-9	10/11		at NC State	Carter-Finley Stadium	W	45-24
9-16	9/11		Central Michigan	Notre Dame Stadium	W	41-17
9-23	9/9	6/4	Ohio State	Notre Dame Stadium	NBC	7:30
9-30		18/18	at Duke	Wallace Wade Stadium	ABC	7:30
10-7			at Louisville	L&N FCU Stadium	TBA	TBA
10-14		5/5	Southern Cal	Notre Dame Stadium	NBC	7:30
10-28			Pittsburgh	Notre Dame Stadium	NBC	3:30
11-4		NR/23	at Clemson	Memorial Stadium	ABC	TBA
11-18			Wake Forest	Notre Dame Stadium	NBC	3:30
11-25			at Stanford	Stanford Stadium	TBA	TBA

**NOTRE DAME NOTABLE NCAA STATISTICAL RANKINGS**

Pass Eff. Def.	1st	84.73	Pts Resp.	S. Hartman	1st, 90
Pass Yd Allowed	3rd	126.8	Pass TDs	S. Hartman	1st, 13
Pass Eff.	3rd	212.83	Pass Eff.	S. Hartman	3rd, 217.8
Total Defense	4th	234.2	Pass Yds	S. Hartman	5th, 1,061
Scoring Offense	9th	46.0	Yds/Comp	S. Hartman	7th, 16.58
3rd Down Conv. %	10th	.545	Yds Att	S. Hartman	4th, 11.79
Yds Per Comp	10th	16.01	Rcv TD	H. Staes	6th, 4
Red Zone Def.	12th	.583	Rsh Yds G	A. Estimé	2nd, 130.2
Scoring Defense	14th	11.8	Yds Carry	A. Estimé	3rd, 8.27
Total Offense	16th	508.8	Total TDs	A. Estimé	8th, 5
Comp %	20th	.710	Yds/Rec	C. Tyree	5th, 27.00

**NOTRE DAME - OHIO STATE STATISTICAL COMPARISON**

Statistic	Notre Dame	Ohio State
First Downs	92	69
Rushing Yards/YPG	818/204.5	470/156.7
Rushing Att/YPR	139/5.9	91/5.2
Rushing TDs	9	7
Passing Yards/Game	304.3	318.0
Comp-Att-Int	76-107-0	64-96-2
Passing TDs	15	7
Total Offense/Game	508.8	474.7
Average Per Play	8.3	7.6
Kick Returns	6-114	5-103
Punt Returns	6-47	5-35
Penalties	23-200	16-146
Punts-Avg.	10-48.8	8-42.8
TOP	30:18	28:27
3rd Down	24/44	12/33
4th Down	3/3	6/8

**NOTRE DAME OFFENSE**

Pos.	No.	Name	Ht.	Wt.	Class	Elig.*
WR	83	Jayden Thomas	6-1½	221	Jr.	So.
	0	Deion Colzie	6-4¼	210	Jr.	Jr.
WR	4	Chris Tyree	5-9½	192	Sr.	Sr.
	19	Jaden Greathouse	6-1	204	Fr.	Fr.
LT	76	Joe Alt	6-8	322	Jr.	Jr.
	79	Tosh Baker	6-8	317	Sr.	Jr.
LG	78	Pat Coogan	6-5½	303	Jr.	So.
	74	Billy Schrauth	6-4½	311	So.	Fr.
C	52	Zeke Correll	6-3	306	Gr.	Sr.
	70	Ashton Craig	6-4¼	307	So.	Fr.
RG	50	Rocco Spindler	6-4⅝	314	Jr.	So.
	73	Andrew Kristofic	6-5¼	305	Gr.	Sr.
RT	54	Blake Fisher	6-6	315	Jr.	So.
	59	Aamil Wagner	6-6	288	So.	Fr.
TE	88	Mitchell Evans	6-5½	251	Jr.	Jr.
	13	Holden Staes	6-4¼	242	So.	So.
	38	Davis Sherwood	6-3	238	Jr.	Jr.
WR	5	Tobias Merriweather	6-4	204	So.	So.
	17	Rico Flores Jr.	6-0⅝	205	Fr.	Fr.
QB	10	Sam Hartman	6-1⅝	212	Gr.	*Sr.
	18	Steve Angeli	6-2¾	211	So.	Fr.
RB	7	Audric Estimé	5-11½	227	Jr.	Jr.
	3	Gi'Bran Payne	5-9⅝	208	So.	Fr.
or	24	Jadarian Price	5-10¾	206	So.	Fr.
or	22	Devyn Ford	5-11	200	Gr.	Sr.
or	12	Jeremiyah Love	5-11⅝	197	Fr.	Fr.

**NOTRE DAME SPECIAL TEAMS**

Pos.	No.	Name	Ht.	Wt.	Class	Elig.*
KO	32	Spencer Shrader	6-1¾	200	Gr.	Sr.
	92	Zac Yoakam	5-8	188	So.	So.
PK	32	Spencer Shrader	6-1¾	200	Gr.	Sr.
	92	Zac Yoakam	5-8	188	So.	So.
P	14	Bryce McFerson	6-1½	197	So.	Fr.
	43	Ben Krimm	6-1⅝	204	Gr.	Sr.
LS	65	Michael Vinson	6-2	242	Gr.	*Sr.
	51	Rino Monteforte	5-7	195	So.	So.

**TWO-DEEP TIDBITS - OFFENSE**

**Jayden Thomas** is the leading returning receiver for the Irish in 2023. He also is the leading receiver so far this season with 12 catches for 188 yards. He caught a career-long 39-yard pass against Central Michigan last weekend.

**Chris Tyree** has shifted to wide receiver after three years as a running back with the Irish. He has made a big play in each of Notre Dame's four victories this season. Tyree caught a 20-yard pass versus Navy, nabbed a 24-yard touchdown against TSU and keyed Notre Dame's two-minute drill at NC State with a 65-yard reception, which led to a ND score on the next play. Last weekend, he caught a career-best 76-yard touchdown pass. Tyree's 27.0 yards-per-reception ranks fifth in the FBS so far this season.

True freshman **Jaden Greathouse** nabbed a 35-yard touchdown pass on his first career touch against Navy. He followed up with a 20-yard scoring catch later in the game. He is second on the team in touchdown receptions after a 13-yard scoring grab against NC State.

**Joe Alt**, the son of former NFL All-Pro John Alt, is one of four team captains for the Irish this season, has been selected as a consensus preseason All-American and is on the Outland, Lombardi and Walter Camp Award watch lists. See page 7 for more on Alt.

**Pat Coogan** made his first career start in just his second game played against Navy. He has helped the Irish average 204.5 rushing yards per game.

**Zeke Correll** has played guard and center during his career and now enters the season as one of the top snappers in the nation. He will make his 27th-career start on the Irish offensive line at NC State and is on the Rimington Award watch list.

**Rocco Spindler** joined Coogan to make his first career start at guard for the Irish against Navy and helped pave the way for 236 rushing yards against Central Michigan.

**Blake Fisher** combines with Joe Alt to give the Irish offensive line two of the top tackles in the nation. See page 7 for more on Alt and Fisher.

**Mitchell Evans** caught a career-high four passes for 61 yards against TSU. Evans also plays a key role in some of Notre Dame's short yardage packages by taking direct snaps. He rushed for five first downs and a touchdown from under center last season.

**Holden Staes** has three touchdown receptions over Notre Dame's last two games. He capped the scoring against Central Michigan with a four-yard catch which followed up his career-best game at NC State which included four catches for 115 yards and two touchdowns. Both of those touchdowns came from more than 30 yards (30, 45).

**Rico Flores Jr.** earned his first career start against Central Michigan and responded with early career-highs of three catches and 60 receiving yards.

**Sam Hartman** is the first Irish quarterack with 13 touchdown passes in the first four games of the season. See page 6 for much more on Hartman.

**Audric Estimé** has increased his rushing performance in each game this season, posting 95 against Navy, 116 versus Tennessee State, 134 yards at NC State then a career-high 176 yards versus Central Michigan. See page 7 for more on Estimé.

**Jadarian Price's** first career carry against Navy was a 19-yard touchdown. His second career catch was a 40-yard touchdown reception vs. Tennessee State.

**Spencer Shrader** showed off his incredibly strong leg at NC State, connecting on a Notre Dame record 54-yard field goal in the first quarter, then just missing a 56-yard attempt later the in the game. The 56-yard effort had plenty of distance and hit the left upright. Shrader followed up with a 50-yard field goal against Central Michigan.

Shrader is already tied for fifth on the Notre Dame career charts for 50-yard field goals with two. The school record is four held by Jonathan Doerer (2017-21) and Kyle Brindza (2011-14).

**Bryce McFerson** has a booming leg showed that off against NC State. He punted six times in the game, averaging 50.7 yards per attempt. He also posted a career-best 59-yard punt against the Wolfpack.

**Michael Vinson** is in his sixth year at Notre Dame and is one of the top long snappers in the nation. He has developed into a clear leader not only for the Irish special teams, but the entire roster.

**NOTRE DAME DEFENSE**

Pos.	No.	Name	Ht.	Wt.	Class	Elig.*
VYP	12	Jordan Botelho	6-2 ½	264	Sr.	Sr.
	44	Junior Tuihalamaka	6-1 ¾	254	So.	So.
	40	Joshua Burnham	6-3 ½	248	So.	Fr.
DT	99	Rylie Mills	6-5 ½	306	Sr.	Sr.
	47	Jason Onye	6-5	294	Jr.	So.
	41	Donovan Hinish	6-1 ¾	280	So.	Fr.
DT	56	Howard Cross III	6-0 ¾	288	Gr.	Sr.
	92	Aidan Keanaaina	6-3	309	Sr.	Jr.
or	41	Donovan Hinish	6-1 ¾	280	So.	Fr.
DE	1	Javontae Jean-Baptiste	6-4 ½	260	Gr.	*Sr.
or	31	Nana Osafo-Mensah	6-3 ½	264	Gr.	Sr.
	40	Joshua Burnham	6-3 ½	248	So.	Fr.
WILL	8	Marist Liufau	6-2 ¼	239	Gr.	Sr.
	23	Jaiden Ausberry	6-0 ½	224	Fr.	Fr.
MIKE	27	JD Bertrand	6-1	233	Gr.	Sr.
	34	Drayk Bowen	6-2	234	Fr.	Fr.
ROV	24	Jack Kiser	6-1 ¾	232	Gr.	Sr.
	3	Jaylen Sneed	6-2	223	So.	Fr.
CB	5	Cam Hart	6-2 ½	207	Gr.	Sr.
	7	Jaden Mickey	5-11 ½	181	So.	So.
LS	2	DJ Brown	6-1 ¼	202	Gr.	Sr.
or	4	Antonio Carter II	5-11 ¾	207	Gr.	Sr.
or	13	Thomas Harper	5-10 ¾	195	Gr.	*Sr.
RS	0	Xavier Watts	5-11 ¾	204	Sr.	Jr.
or	11	Ramon Henderson	6-1	196	Sr.	Sr.
CB	20	Benjamin Morrison	6-0 ¼	185	So.	So.
	29	Christian Gray	5-11 ¾	189	Fr.	Fr.
or	6	Clarence Lewis	5-11 ½	202	Sr.	Sr.

**NOTRE DAME SPECIAL TEAMS**

Pos.	No.	Name	Ht.	Wt.	Class	Elig.*
HLD	16	Dylan Devezin	6-1 ¾	222	So.	So.
	14	Bryce McFerson	6-1 ½	197	So.	Fr.
PR	4	Chris Tyree	5-9 ½	192	Sr.	Sr.
	7	Jaden Mickey	5-11 ½	181	So.	So.
KR	22	Devyn Ford	5-11	200	Gr.	Sr.
	24	Jadarian Price	5-10 ¾	206	So.	Fr.

\* - Super Senior

Note: Class years are academic enrollment; Eligibility is in regards to on the field.

**TWO-DEEP TIDBITS - DEFENSE**

**Jordan Botelho** has been active through three games from his defensive end position with seven tackles, one sack and a quarterback hurry.

**Joshua Burnham** is tied for the team lead in tackles-for-loss with two, while also posting a sack and two quarterback hurries.

**Rylie Mills** is No. 10 on The Athletic's Freak List for his work in the weight room and has been disruptive on the defensive line so far in 2023. Mills' timely sack against Navy in the fourth quarter pushed the Midshipmen back from the four-yard line that eventually led to a field goal.

**Jason Onye** posted an early-career-best game with five tackles against Tennessee State. He also blocked his first career field goal, preventing TSU points after the Irish fumbled a kick return and gifted the Tigers the ball at the ND 12-yard line.

**Howard Cross III** is third on the team with 16 tackles coming from the middle of the Irish defensive line.

**Javontae Jean-Baptiste** has consistently been a playmaker for the Irish defensive line this season. He is fourth on the team with 15 tackles, has two TFLs and leads the Irish with four quarterack hurries.

**Nana Osafo-Mensah** is a leader in the defensive line group and a steady force against the run.

**Marist Liufau** enters his second full season as a starter in 2023 and has been all over the field through the first three games of the year. He is second on the team with 17 tackles and owns two quarterback hurries and a forced fumble.

**JD Bertrand** is the defacto leader of the Irish defense. He missed the game with Central Michigan while in recovery from a concussion.

**Jack Kiser** does a little bit of everything for the Irish defense, and can appear on the line or even as a spot safety if necessary. He leads the team with 26 tackles after piling up a career-best 10 while starting at Mike linebacker for JD Bertrand against Central Michigan.

**Cam Hart** was voted a captain by his teammates this season, and looks poised for a highly productive final season with the Irish. Among the most veteran defenders on the team (39 games played) Hart has 75 career tackles, 16 PBUs and two interceptions.

**DJ Brown** returned for a fifth year and is the 'quarterback' of the back seven for Notre Dame's defense. Brown picked off his fourth career pass against NC State, but missed the Central Michigan game with a leg injury.

**Xavier Watts** has grown from a rookie wide receiver into one of Notre Dame's starting safeties. He nabbed his first career interception against NC State, setting the Irish up in the redzone.

**Benjamin Morrison** was a Freshman All-American last season, and is focused on taking his game to an even higher level in 2023. He intercepted his first pass of the season at NC State. See page 7 for more on Morrison.

The Irish defense is filled with talented younger players eager to make their mark with increased playing time in 2023. **Jaylen Sneed** loves to pressure the quarterback and get downhill on running situations. **Christian Gray**, a true freshman, has earned the trust of position coach Mike Mickens to be listed as a back up to Benjamin Morrison.

While those talented younger players are ready for their moment, there are three key veterans in the back seven of the defense who will play key roles. **Clarence Lewis** has played in 41 games at Notre Dame and scored his first career touchdown on a 33-yard interception return against Tennessee State.

**Thomas Harper**, a transfer from Oklahoma State, made his first start in an Irish uniform against TSU and followed up with a team-high seven tackles at NC State. He continued his playmaking moments with his first career sack against Central Michigan.

**Antonio Carter II** jumps up a level from Rhode Island and will provide the Irish safeties depth and contribute across the Irish special teams.

**Dylan Devezin**, a sophomore walk-on quarterback, has seized the team's holder role and has earned Spencer Shrader's - and special teams coordinator Marty Biagi's - trust.

**ALPHABETICAL ROSTER/PRONUNCIATIONS**

No.	Name	Pronunciation
75	Sullivan Absher	
76	Joe Alt	
18	Steve Angeli	Ann-JELL-ee
33	Sam Assaf	Aye-saff
96	Cole Aubrey	
19	Marty Auer	like hour
23	Jaiden Ausberry	
79	Tosh Baker	
15	Ryan Barnes	
84	Kevin Bauman	Bauw-man
16	Micah Bell	Mike-ah
27	JD Bertrand	
12	Jordan Botelho	Bo-TELL-ho
34	Drayk Bowen	Drake BOE-enn
2	DJ Brown	
40	Joshua Burnham	
68	Michael Carmody	Car-mah-dee
4	Antonio Carter II	
77	Ty Chan	
0	Deion Colzie	
78	Pat Coogan	
37	Henry Cook	
52	Zeke Correll	core-elle
70	Ashton Craig	
56	Howard Cross III	
16	Dylan Devezin	DEV-eh-zen
48	Marcello Diomede	Mar-chell-oh Dee-oh-med-ee
26	Chase Dixon	
31	Bryan Dowd	
26	Isaiah Dunn	
28	Griffin Eifert	Eye-fert
7	Audric Estimé	Aw-drick Ess-tim-may
88	Mitchell Evans	
80	Jordan Faison	Fai-zonn
54	Blake Fisher	
23	Justin Fisher	
87	Cooper Flanagan	
17	Rico Flores Jr.	Ree-coh Floor-rez
22	Devyn Ford	Dev-in
95	Tyson Ford	
42	Henry Garrity	Gare (like stare)-itty
91	Aiden Gobaira	Ay-den Go-BYE-ruh
29	Christian Gray	
19	Jaden Greathouse	
13	Thomas Harper	
5	Cam Hart	
10	Sam Hartman	
11	Ramon Henderson	RAH-moan
41	Donovan Hinish	HIGH-nish
98	Devan Houston	Dev-in Houston (like the city)
56	Charles Jagusah	Jaw-goo-saw
14	Braylon James	
1	Javontae Jean-Baptiste	Ja-von-tay Szawn Bap-teest
92	Aidan Keanaaiana	Key-aw-nah-eye-nah
27	Chase Ketterer	Ket-err-err
24	Jack Kiser	KYE-zerr
43	Ben Krimm	
73	Andrew Kristofic	Kris-TAH-fick
57	Andrew Kros	Cross

**NUMERICAL ROSTER**

No.	Name	Pos.	Ht.	Wt.	Cl.	Elg.	Hometown/High School
0	Deion Colzie	WR	6-4 ¼	210	Jr.	Jr.	McDonough, GA/Athens Academy
0	Xavier Watts	S	5-11 ¾	204	Sr.	Jr.	Omaha, NE/Harry A. Burke
1	Javontae Jean-Baptiste	DL	6-4 ½	260	Gr.	*Sr.	Spring Valley, NY/Bergen Catholic/Ohio State
2	DJ Brown	S	6-1 ¼	202	Gr.	*Sr.	Annapolis, MD/St. John's College
3	Gi'Bran Payne	RB	5-9 ½	208	So.	Fr.	Cincinnati, OH/LaSalle
3	Jaylen Sneed	LB	6-2	223	So.	Fr.	Hilton Head Island, SC/Hilton Head
4	Antonio Carter II	S	5-11 ¾	207	Gr.	Sr.	Orlando, FL/Oak Ridge/Rhode Island
4	Chris Tyree	WR	5-9 ½	192	Sr.	Sr.	Chester, VA/Thomas Dale
5	Cam Hart (C)	CB	6-2 ½	207	Gr.	Sr.	Baltimore, MD/Good Counsel
5	Tobias Merriweather	WR	6-4	204	So.	So.	West Camas, WA/Union
6	Clarence Lewis	CB	5-11 ½	202	Sr.	Sr.	Edison, NJ/Mater Dei
7	Audric Estime	RB	5-11 ½	227	Jr.	Jr.	Nyack, NY/St. Joseph Regional
7	Jaden Mickey	CB	5-11 ½	181	So.	So.	Eastvale, CA/Centennial
8	Marist Liufau	LB	6-2 ¼	239	Gr.	Sr.	Kalihi, HI/Punahou
8	Kenny Minchey	QB	6-1 ½	219	Fr.	Fr.	Hendersonville, TN/John Paul Pope II
9	Eli Raridon	TE	6-6 ¾	250	So.	So.	Des Moines, IA/Valley
10	Sam Hartman (C)	QB	6-1 ½	212	Gr.	*Sr.	Charlotte, NC/Oceanside Collegiate/Wake Forest
11	Ramon Henderson	S	6-1	196	Sr.	Sr.	Bakersfield, CA/Liberty
11	KK Smith	WR	5-11	168	Fr.	Fr.	Frisco, TX/Reedy
12	Jordan Botelho	LB	6-2 ½	264	Sr.	Sr.	Honolulu, HI/Saint Louis
12	Jeremiah Love	RB	5-11 ⅞	197	Fr.	Fr.	St. Louis, MO/Christian Brothers
13	Thomas Harper	S	5-10 ⅝	195	Gr.	*Sr.	Knoxville, TN/Karns/Oklahoma State
13	Holden Staes	TE	6-4 ¼	242	So.	So.	Atlanta, GA/The Westminster School
14	Braylon James	WR	6-2 ⅞	202	Fr.	Fr.	Austin, Texas/Stony Point
14	Bryce McFerson	P	6-1 ½	197	So.	Fr.	Indian Trail, NC/Metrolina Christian Academy
15	Ryan Barnes	CB	6-1 ⅞	186	Jr.	So.	Gaithersburg, MD/Quince Orchard
16	Micah Bell	CB	5-9 ½	173	Fr.	Fr.	Houston, TX/The Kinkaid School
16	Dylan Devezin	QB	6-1 ⅞	222	So.	So.	New Orleans, LA/St. Augustine
17	Rico Flores Jr.	WR	6-0 ⅞	205	Fr.	Fr.	North Highlands, CA/Folsom
17	Brenan Vernon	DL	6-4 ¾	259	Fr.	Fr.	Mentor, OH/Mentor
18	Steve Angeli	QB	6-2 ¾	211	So.	Fr.	Westfield, NJ/Bergen Catholic
18	Chance Tucker	CB	5-11 ¾	184	Jr.	So.	Encino, CA/Crespi Carmelite
19	Marty Auer	S	5-11 ½	200	Jr.	Jr.	Glenview, IL/Loyola Academy
19	Jaden Greathouse	WR	6-1	204	Fr.	Fr.	Austin, Texas/Westlake
20	Benjamin Morrison	CB	6-0 ¼	185	So.	So.	Phoenix, AZ/Brophy Prep
21	Adon Shuler	S	5-11 ½	208	Fr.	Fr.	Irvington, NJ/Irvington
22	Devyn Ford	RB	5-11	200	Gr.	Sr.	Stafford, VA/North Stafford/Penn State
22	Ben Minich	S	5-11 ⅞	193	Fr.	Fr.	West Chester, OH/Lakota West
23	Jaiden Ausberry	LB	6-0 ⅞	224	Fr.	Fr.	Baton Rouge, LA/University Laboratory School
23	Justin Fisher	TE	6-1 ¾	237	So.	So.	Mishawaka, IN/Mishawaka
24	Jack Kiser	LB	6-1 ⅝	232	Gr.	Sr.	Royal Center, IN/Pioneer
24	Jadarian Price	RB	5-10 ¾	206	So.	Fr.	Denison, TX/Denison
25	Preston Zinter	LB	6-2	232	Fr.	Fr.	North Andover, MA/Central Catholic
26	Chase Dixon	WR	5-11 ¾	183	Sr.	Sr.	Rockford, IL/Boylan Central Catholic
26	Isaiah Dunn	CB	5-11	179	So.	So.	Santa Fe Springs, CA/St. Paul
27	JD Bertrand (C)	LB	6-1	233	Gr.	Sr.	Alpharetta, GA/Blessed Trinity
27	Chase Ketterer	RB	5-11 ¾	208	Sr.	Sr.	New Carlisle, IN/New Prairie
28	Griffin Eifert	WR	6-0 ½	209	Sr.	Sr.	Fort Wayne, IN/Bishop Dwenger
28	Luke Talich	DB	6-3 ⅝	198	Fr.	Fr.	Cody, WY/Cody
29	Christian Gray	CB	5-11 ¾	189	Fr.	Fr.	St. Louis, MO/De Smet Jesuit
29	Matt Salerno	WR	6-0 ⅝	199	Gr.	*Sr.	Valencia, CA/Crespi Carmelite
30	Skip Velotta	RB	5-8 ⅞	209	Gr.	Sr.	Cleveland, OH/St. Ignatius
31	Nana Osafo-Mensah	DL	6-3 ⅞	264	Gr.	Sr.	Fort Worth, TX/Nolan Catholic
31	Bryan Dowd	P	6-3	175	Sr.	Sr.	Willow Springs, IL/Fenwick
32	Chris Salerno	K	5-10 ½	203	Jr.	Jr.	Valencia, CA/Crespi Carmelite
32	Spencer Shrader	K	6-1 ¾	200	Gr.	Sr.	Lithia, FL/Newsome/USF
33	Sam Assaf	RB	6-1	200	Gr.	Sr.	Atlanta, GA/Pace Academy
33	Tre Reader	LB	6-0 ¾	214	So.	So.	Tampa, FL/Berkeley Prep
34	Drayk Bowen	LB	6-2	234	Fr.	Fr.	St. John, IN/Andean HS

**ALPHABETICAL ROSTER/PRONUNCIATIONS**

No.	Name	Pronunciation
6	Clarence Lewis	
8	Marist Liufau	Lee-UH-fauw
12	Jeremiah Love	
14	Bryce McFerson	Mc-fuhr-son
5	Tobias Merriweather	
7	Jaden Mickey	
99	Rylie Mills	
8	Kenny Minchey	Minn-shee
22	Ben Minich	Minn-ick
51	Rino Monteforte	Reno (like the city) Montah-fort-tay
20	Benjamin Morrison	
93	Armel Mukam	Moo-cam
53	Quinn Murphy	
47	Jason Onye	Own-yay
45	Kobi Onyike	Own-you-kay
31	Nana Osafo-Mensah	Nah-nah Os-SAH-fo-men-sah
64	Joe Otting	Ott (like otter)-ing
3	Gi'Bran Payne	Gih-bron (like LeBron)
72	Sam Pendleton	
81	Jack Polian	Pole-lian
24	Jadarian Price	Jah-DAR (like dart)-ee-an
9	Eli Raridon	Rare-i-don
33	Tre Reader	Reed-err
58	Grant Ristoff	Wrist-off
97	Gabriel Rubio	
46	Jerry Rullo	Rule-oh
32	Chris Salerno	
29	Matt Salerno	
35	Hakim Sanfo	Hah-keem
36	Eddie Scheidler	SHIDE-ler
82	Leo Scheidler	SHIDE-ler
74	Billy Schrauth	sh-ROUTH
89	Charlie Selna	
38	Davis Sherwood	
32	Spencer Shrader	Sh-RAID-err
21	Adon Shuler	Uh-donn
11	KK Smith	
3	Jaylen Sneed	
50	Rocco Spindler	
13	Holden Staes	Stays
28	Luke Talich	Taal (like tally)-ich
55	Chris Terek	
83	Jayden Thomas	
51	Boubacar Traore	Boob-ah-car Tray-or-ree
18	Chance Tucker	
44	Junior Tuihalamaka	Tooye-ah-la-maka
4	Chris Tyree	
30	Skip Velotta	like lotta
17	Brenan Vernon	
65	Michael Vinson	
59	Aamil Wagner	Ah-meal
0	Xavier Watts	Ex-avier
86	Alex Whitman	
71	Brennan Wicks	
39	Andrew Yanoshak	
92	Zac Yoakam	Yo-cam
42	Nolan Ziegler	Zeeg-luhr
25	Preston Zinter	

**NUMERICAL ROSTER**

No.	Name	Pos.	Ht.	Wt.	Cl.	Elg.	Hometown/High School
35	Hakim Sanfo	TE	6-4 5/8	235	Sr.	Sr.	Alexandria, VA/Mount Vernon
36	Eddie Scheidler	S	5-10 1/8	190	Gr.	Sr.	Lake Forest, IL/Lake Forest
37	Henry Cook	WR	5-9 5/8	184	Sr.	Sr.	Shaker Heights, OH/St. Ignatius
38	Davis Sherwood	TE	6-3	238	Jr.	Jr.	Hightstown, NJ/Good Counsel
39	Andrew Yanoshak	TE	6-1 7/8	231	Jr.	Jr.	Bedford, PA/Bishop Guilfoyle
40	Joshua Burnham	DL	6-3 1/2	248	So.	Fr.	Traverse City, MI/Traverse City Central
41	Donovan Hinich	DL	6-1 5/8	280	So.	Fr.	Pittsburgh, PA/Central Catholic
42	Nolan Ziegler	LB	6-3	234	So.	Fr.	Caledonia, MI/Catholic Central
42	Henry Garrity	TE	6-3 1/8	229	Fr.	Fr.	Bloomfield Hills, MI/Brother Rice
43	Ben Krimm	P	6-1 1/8	204	Gr.	Sr.	Columbus, OH/Upper Arlington/Penn
44	Junior Tuihalamaka	DL	6-1 7/8	254	So.	So.	Granada Hills, CA/Bishop Alemany
45	Kobi Onyike	DL	6-4	285	So.	So.	Richmond, VA/Benedictine College Prep
46	Jerry Rullo	LB	6-0 7/8	214	So.	So.	Havertown, PA/Penn Charter
47	Jason Onye	DL	6-5	294	Jr.	So.	North Providence, RI/Bishop Hendricken
48	Marcello Diomede	K	6-0 3/8	185	Jr.	Fr.	Glen Ellyn, IL/Glenbard West
50	Rocco Spindler	OL	6-4 5/8	314	Jr.	So.	Clarkston, MI/Clarkston
51	Rino Monteforte	LS	5-7	195	So.	So.	Uniondale, NY/Kellenberg Memorial
51	Boubacar Traore	DL	6-4	237	Fr.	Fr.	Boston, MA/Catholic Memorial
52	Zeke Correll	OL	6-3	306	Gr.	Sr.	Cincinnati, OH/Anderson
53	Quinn Murphy	OL	6-5 1/4	312	Gr.	Sr.	Duxbury, MA/Duxbury
54	Blake Fisher	OL	6-6	315	Jr.	So.	Avon, IN/Avon
55	Chris Terek	OL	6-5 1/8	316	Fr.	Fr.	Glen Ellyn, IL/Glenbard West
56	Howard Cross III	DL	6-0 7/8	288	Gr.	Sr.	Paramus, NJ/St. Joseph Regional
56	Charles Jagusah	OL	6-7 1/4	330	Fr.	Fr.	Rock Island, IL/Alleman
57	Andrew Kros	LS	6-3 1/8	229	Fr.	Fr.	Louisville, KY/St. Xavier
58	Grant Ristoff	DL	6-2 7/8	271	Fr.	Fr.	Ladera Ranch, CA/JSerra Catholic/Penn
59	Aamil Wagner	OL	6-6	288	So.	Fr.	Yellow Springs, OH/Wayne
64	Joe Otting	OL	6-3 1/8	289	Fr.	Fr.	Topeka, KS/Hayden
65	Michael Vinson	LS	6-2	242	Gr.	*Sr.	Winnetka, IL/New Trier
68	Michael Carmody	OL	6-5 1/2	291	Sr.	Jr.	Mars, PA/Mars Area
70	Ashton Craig	OL	6-4 1/4	307	So.	Fr.	Lawrenceburg, IN/Lawrenceburg
71	Brennan Wicks	OL	6-5	261	Sr.	Sr.	Forestville, MD/Bishop McNamara
72	Sam Pendleton	OL	6-4 1/8	314	Fr.	Fr.	Lawsonville, NC/Reagan
73	Andrew Kristofic	OL	6-5 1/4	305	Gr.	Sr.	Gibsonia, PA/Pine-Richland
74	Billy Schrauth	OL	6-4 1/2	311	So.	Fr.	Campbellsport, WI/St. Mary's Springs
75	Sullivan Absher	OL	6-6 5/8	326	Fr.	Fr.	Belmont, NC/South Point
76	Joe Alt (C)	OL	6-8	322	Jr.	Jr.	North Oaks, MN/Totino-Grace
77	Ty Chan	OL	6-5	308	So.	Fr.	Lowell, MA/Lawrence Academy
78	Pat Coogan	OL	6-5 1/8	303	Jr.	So.	Palos Heights, IL/Marist
79	Tosh Baker	OL	6-8	317	Sr.	Jr.	Scottsdale, AZ/Pinnacle
80	Jordan Faison	WR	5-10 1/8	182	Jr.	Fr.	Fort Lauderdale, FL/Pine Crest
81	Jack Polian	WR	6-0 1/8	185	Jr.	Jr.	Ponte Vedra, FL/Ponte Vedra
82	Leo Scheidler	WR	6-0	188	So.	So.	Lake Forest, IL/Lake Forest
83	Jayden Thomas	WR	6-1 1/2	221	Jr.	So.	Paulding County, GA/Pace Academy
84	Kevin Bauman	TE	6-4 1/2	256	Sr.	Jr.	Red Bank, NJ/Red Bank Catholic
86	Alex Whitman	WR	6-2	189	Fr.	Fr.	Highstown, NJ/The Peddie School
87	Cooper Flanagan	TE	6-5 7/8	262	Fr.	Fr.	Pleasant Hill, CA/De La Salle
88	Mitchell Evans	TE	6-5 1/8	251	Jr.	Jr.	Wadsworth, OH/Wadsworth
89	Charlie Selna	TE	6-6 1/8	248	Sr.	Sr.	Atherton, CA/Sacred Heart Prep
91	Aiden Gobaira	DL	6-5	256	So.	Fr.	Fairfax, VA/Chantilly
92	Aidan Keanaaina	DL	6-3	309	Sr.	Jr.	Brighton, CO/J.K. Mullen
92	Zac Yoakam	K	5-8	188	So.	So.	Upper Arlington, OH/Upper Arlington
93	Armel Mukam	DL	6-3	280	Fr.	Fr.	La Prairie, Quebec, Canada/Woodberry Forest School
95	Tyson Ford	DL	6-3 7/8	274	So.	Fr.	St. Louis, MO/John Burroughs
96	Cole Aubrey	DL	6-0 5/8	230	Gr.	Sr.	Laguna Niguel, CA/St. John Bosco/Princeton
97	Gabriel Rubio	DL	6-5 1/4	306	Jr.	So.	St. Louis, MO/Lutheran of St. Charles County
98	Devan Houstan	DL	6-4	292	Fr.	Fr.	Mississauga, Ontario, Canada/St. James School
99	Rylie Mills	DL	6-5 1/8	306	Sr.	Sr.	Lake Bluff, IL/Lake Forest



**SAM HARTMAN**

5	Grayson McCall	Coastal Carolina	82
---	----------------	------------------	----

- Leads all active FBS quarterbacks in career touchdowns (123) and passing yardage (14,028).
- The first Notre Dame quarterback to throw 13 touchdown passes in a season's first four games.
- Holds Wake Forest records for career completions, attempts, total touchdowns and total yards.
- Owns an ACC-record 21 career 300-yard passing performances.
- Has a 38-game streak of games in which he is responsible for at least one touchdown, a streak which leads all active FBS players.
- Second behind Oregon's Bo Nix (50) in active career quarterback starts with 49.
- The 2022 Brian Piccolo Award Winner, which is given annually to the "most courageous" football player in the ACC. Hartman earned the award by making his way back to the field after being diagnosed with Paget-Schroetter syndrome (effort thrombosis). Hartman missed much of the month of August in 2022 and the '22 Wake Forest season-opener.
- Announced his decision to graduate transfer to Notre Dame for his final season of eligibility on January 5, 2023.
- Joined Jack Coan (2021 vs. Florida State) and Ron Powlus (1994 vs. Northwestern) as the only two Irish quarterback to throw four touchdowns in their debuts with the program.
- Hartman will be facing the fifth top-10 ranked team in his career and the first at Notre Dame. In the previous four games against top-10 teams, Hartman is 50-for-94 (53.2%) with 703 yards (175.8 yds/g), six touchdowns and one interception.
- In his most recent outing vs. a top-10 team (No. 5 Clemson in 2022) he finished 20-of-29 for 337 yards and six touchdowns.

**HARTMAN 2023 NCAA STATISTICAL RANKINGS**

1st	Pass TDs	13
1st	Points Resp. For	90
3rd	Pass Efficiency	217.8
4th	Yard Per Att	11.79
5th	Passing Yards	1,061
7th	Points Resp./Game	22.5
7th	Yards Per Comp	16.58
22nd	Completion Percentage	.711

**HARTMAN THROUGH FOUR GAMES**

Sam Hartman has thrown 13 touchdown passes through four games this season, by far the most for any Notre Dame quarterback through the team's first four games.

Name	Year	1st 4 Games	1st 5 Games	Season Total
<b>Sam Hartman</b>	<b>2023</b>	<b>13</b>	<b>TBD</b>	<b>TBD</b>
Everett Golson	2014	11	13	29
Brady Quinn	2006	11	13	37
Jimmy Clausen	2009	10	12	28
Brady Quinn	2005	10	13	32
Ian Book	2019	8	13	34

**HARTMAN ON ACTIVE FBS CAREER CHARTS**

**TOUCHDOWN PASSES**

	Player	Team	TD Passes
1	<b>Sam Hartman</b>	<b>Notre Dame</b>	<b>123</b>
2	Dillon Gabriel	Oklahoma	106
3	Will Rogers	Mississippi State	87
4	Layne Hatcher	Ball State	84

**PASSING YARDS**

	Player	Team	Passing Yards
1	<b>Sam Hartman</b>	<b>Notre Dame</b>	<b>14,028</b>
2	Dillon Gabriel	Oklahoma	12,105
3	Bo Nix	Oregon	11,737
4	Will Rogers	Mississippi State	11,181
5	Kedon Slovis	BYU	10,633

**PASSING YARDS/GAME**

	Player	Team	Passing Yards/Game
1	Dillon Gabriel	Oklahoma	295.2
2	Will Rogers	Mississippi State	294.2
3	Seth Henigan	Memphis	284.6
4	Michael Penix Jr.	Washington	282.5
5	<b>Sam Hartman</b>	<b>Notre Dame</b>	<b>269.8</b>

**CAREER NCAA RANKINGS**

Hartman has thrown for 123 touchdowns in his career, including 38 scoring throws in 2022 and 39 in 2021. The NCAA record for career touchdown passes is 155 by Case Keenum from 2007-11.

**NCAA CAREER TOUCHDOWN LEADERS**

	Player	Team	Years	GP	Pass TDs
1	Case Keenum	Houston	2007-11	57	155
2	Kellen Moore	Boise State	2008-11	53	142
3	Graham Harrell	Texas Tech	2005-08	45	134
4	Colt Brennan	Hawaii	2005-07	38	131
	Rakeem Cato	Marshall	2011-14	53	131
6	Baker Mayfield	Texas Tech/Oklahoma	2013, 2015-17	48	131
7	<b>Sam Hartman</b>	<b>Wake Forest/Notre Dame</b>	<b>2018-active</b>	<b>52</b>	<b>123</b>
	Landry Jones	Oklahoma	2009-12	52	123
8	Ty Detmer	BYU	1988-91	46	121
9	Aaron Murray	Georgia	2010-13	52	121

**NCAA CAREER PASSING YARDAGE LEADERS**

	Player	Team	Years	GP	Pass Yds
1	Case Keenum	Houston	2007-11	57	19,217
2	Timmy Chang	Hawaii	2000-04	53	17,072
3	Landry Jones	Oklahoma	2009-12	52	16,646
4	Graham Harrell	Texas Tech	2005-08	45	15,793
5	Ty Detmer	BYU	1988-91	46	15,031
6	Kellen Moore	Boise State	2008-11	53	14,667
7	Baker Mayfield	Texas Tech/Oklahoma	2013, 2015-17	48	14,607
8	Luke Falk	Washington State	2013-17	43	14,486
9	Colt Brennan	Hawaii	2005-07	38	14,193
10	Rakeem Cato	Marshall	2011-14	53	14,079
11	<b>Sam Hartman</b>	<b>Wake Forest/Notre Dame</b>	<b>2018-active</b>	<b>52</b>	<b>14,028</b>
12	Mason Rudolph	Oklahoma State	2014-17	47	13,618
13	Sean Mannion	Oregon State	2011-14	47	13,600

**AUDRIC ESTIMÉ**

**ESTIMÉ 2023 NCAA STATISTICAL RANKINGS**

9th	All Purpose Yards	144.00
3rd	Yards Per Carry	8.27
4th	Rushing TDs	5
1st	Rushing Yards	521
2nd	Rushing Yards/Game	130.2
18th	Total Points Scored	30
8th	Total Touchdowns	5

- Junior Audric Estimé led the 2022 Irish rushing attack with 920 yards, averaging 5.9 yards-per-carry and logging 11 rushing touchdowns.
- Estimé is leading the Irish in rushing this season as well, earning 95 yards against Navy, 116 against Tennessee State, matching his career high with 134 yards at NC State and then following up with his career-best 176 yards versus Central Michigan. His big performance against the Wolfpack included a career-best 80-yard touchdown run.
- With six 100-yard performances in his career, Estimé has surpassed the century mark rushing in the past three games – which is a personal-best streak. In fact, Estimé rushed for 95 yards in the first game of the year against Navy and also has posted a game with 95 and 97 yards in 2022.
- Estimé seems to get stronger as the game develops. In the fourth quarter this season he has rushed 13 times for 125 yards (9.6 per carry) with one touchdown. The junior running back also get stronger with more carries. He has six carries this season, between carries 15 and 20, and on those six carries he has rushed for 82 yards (13.7 per carry).

**BENJAMIN MORRISON**

- Sophomore Benjamin Morrison led the Irish with six interceptions in 2022, earning consensus Freshman All-America honors.
- Morrison intercepted his first pass of the season against NC State.
- He was named the Walter Camp Player of the Week after his dominating performance against No. 5 Clemson, setting up Notre Dame’s third touchdown with his first career interception, then picking off another pass and returning it 96 yards for a touchdown. He also contributed a career-best seven tackles and a PBU against the Tigers.
- His six interceptions in 2022 were the most for an Irish player since Manti Te’o picked off seven passes on his way to finishing second in the 2021 Heisman Trophy balloting. It also is the most for an Irish cornerback since Cole Luke intercepted four passes in 2014.
- The six interceptions were the third-most for any FBS defensive player in 2022 and tied for the most of any Power 5 defensive back.
- Shares the Notre Dame single-game record for interceptions in a game with 15 other players, picking off three Boston College passes during the 2022 home finale. He ended the Eagles first drive with an interception, then took away a BC scoring chance with an interception in the end zone later in the first quarter. Finally, in the midst of a snow storm in the second half, Morrison earned his third interception tracking down an overthrown screen pass.

**JADEN GREATHOUSE**

True freshman wide receiver Jaden Greathouse was the first freshman wideout to catch two touchdown passes in his first career game against Navy on Aug. 26. He also became just the fifth Irish wide receiver to catch two touchdown passes in a season-opener since 1996.

Michael Floyd did it twice, nabbing three scores in the ‘09 opener against Nevada then starting the 2011 season with two scoring receptions versus USF. Davaris Daniels caught two touchdowns in the 2013 opener against Temple, Will Fuller caught two

against Texas in 2015 and Equanemious St. Brown followed up in 2016 with two against the Longhorns.

**TEAM CAPTAINS**

Notre Dame announced the selection of four captains for the 2023 season – junior offensive tackle **Joe Alt**, senior linebacker **JD Bertrand**, senior cornerback **Cam Hart** and graduate student quarterback **Sam Hartman**.

Bertrand becomes the 27th two-time captain in program history. Hartman has now earned captaincy status from his fellow teammates in the last four seasons – 2020, 2021 and 2022 at Wake Forest and now in 2023 at Notre Dame.

**BOOKEND OFFENSIVE TACKLES – ALT AND FISHER**

Junior **Joe Alt** and sophomore **Blake Fisher** combined to provide the Irish offensive line possibly the finest offensive tackle tandem in college football. Interestingly enough, the duo at one point were competing for the same position – left tackle.

At the end of the 2020 season, Liam Eichenberg – a consensus All-American – was selected 42nd overall in the NFL Draft. The Irish offensive line had a massive role to fill entering the 2021 season and true freshman Blake Fisher ended up earning the start in a big game at Florida State for the ‘21 opener.

Fisher started the game, played well but suffered a knee injury. Joe Alt, who played some tight end for the Irish early in the ‘21 season in short yardage situations, eventually earned the left tackle spot and started the final eight games of the season.

Fisher would recover from his knee injury in time to return to the Irish lineup in the final game of the ‘21 season – a Fiesta Bowl matchup with Oklahoma State. But this time, with Alt established at left tackle, Fisher lined up at right tackle and the dominating duo was born.

The two combined to help the Irish average 4.6 yards per carry in 2022, rack up over 2,400 rushing yards (which was the sixth-best total for the program since 1996) and finish with 25 total rushing touchdowns.

The college football world has noticed the skills. Alt and Fisher are on the Outland Trophy Watch List, while Alt also found himself on the Walter Camp Award and Lombardi Award watch lists.

**COACHING STAFF CHANGES**

Notre Dame welcomes back a former staff member (who was an analyst in his previous time with the program) in addition to two brand new faces to the Irish coaching staff. Marty Biagi assumes the special teams coordinator role after serving as a special teams analyst with the Irish in 2016. He replaces Brian Mason who moved to the Indianapolis Colts in the NFL.

Gino Guidugli, the Bob and Leslie Mohr Family Quarterbacks Coach and Pass Game Coordinator takes the quarterback room reins from Tommy Rees, who is now the offensive coordinator at Alabama.

Joe Rudolph has also joined the Irish staff at the Joe Moore Offensive Line Coach. He steps in for Harry Hiestand, who retired after the 2022 season.

While not a new face, Gerad Parker – in his second year at Notre Dame – continues his work with the tight ends and will also serve as the John and Bobbie Arlotta Family Offensive Coordinator.

Along with those staff changes, selected members of the returning Irish coaching staff assumed new titles. Deland McCullough added Run Game Coordinator and Mike Mickens is the Defensive Pass Game Coordinator.

**TRANSFERS READY TO MAKE AN IMPACT**

Notre Dame welcomes six transfers into the program this season that are all expected to have an immediate impact on the field.

- **Antonio Carter II** adds to the Notre Dame safety group after starting all 11 games at Rhode Island last season and finishing with 60 tackles and 10 pass break ups.
- **Devyn Ford** brings experience to a talented running back corps and is expected

to be a big contributor for the Irish special teams. Ford played in 27 games at Penn State, logging 133 carries and six rushing touchdowns.

- **Thomas Harper** is another addition to the Irish back seven on defense. Harper saw action in 42 career games and boasts 93 tackles, eight pass break ups and two interceptions in his time at Oklahoma State.
- **Sam Hartman**, the Wake Forest record holder for career completions, passing attempts and total touchdowns joined the Irish quarterback group.
- **Javontae Jean-Baptiste** is another experienced defensive player (47 games played at Ohio State) and injects a veteran athletic presence on an Irish defensive line that saw all-time sack leader Isaiah Foskey parlay a three-year career on the defensive line into a second round NFL draft selection.
- **Spencer Shrader** chose Notre Dame for his final year of eligibility and finds himself on the preseason Lou Groza Award Watch List. One of the top kickoff specialists in the country, Shrader has kicked 28 field goals during his career and has kicked off 209 times in college football without one kick sailing out of bounds.
- Other newcomers via the transfer route include punter **Ben Krimm** and defensive lineman **Grant Ristoff** - both from Penn - and **Cole Aubrey** from Princeton.

**YEAR TWO OF A GOLDEN DEFENSE**

Notre Dame will enter the season with the same defensive coordinator for the second consecutive year, something that has not occurred since the 2020 season.

Clark Lea left after the 2020 season to be the head coach at Vanderbilt. He was replaced by Marcus Freeman who was promoted to head coach at the conclusion of the '21 regular season.

In 2023, Al Golden will enter his second year as the head of the Irish defense and hopes to get that second-year-in-the-system bounce.

Golden's first Irish defense was a solid 21st overall in total defense in '22, bolstered by a rush defense that held Notre Dame's opponents under 200 total rushing yards per game for the first time since 2019.

Lea held the defensive coordinator spot for three seasons, in his second (2019) the Irish moved from 30th overall in defense to 18th. The rush defense surged from 44th to third.

The Irish defense has been among the nation's best through the first four games of 2023. Notre Dame is fourth in the country in total defense (234.2), 14th in scoring defense (11.8) and 1st in pass efficiency defense (84.73).

**EXPERIENCE CHART**

In 2022 the Notre Dame roster would finish the season with seven players logging over 50 games played in their career, including defensive back Houston Griffith, who ended his career as the all-time games played leader at Notre Dame with 62.

The Irish roster this season is led by DJ Brown's 50 games played and has been injected with three transfer veterans that boast over 45 career games played:

Player	Games Played	Starts
Sam Hartman	52	49
DJ Brown	50	14
Javontae Jean-Baptiste	51	10
Spencer Shrader	48	n/a
Jack Kiser	44	17
Michael Vinson	44	n/a
Thomas Harper	46	11
JD Bertrand	41	26

**IRISH WILL PLAY 500TH GAME IN NOTRE DAME STADIUM IN 2023**

Since the first season of competition in Notre Dame Stadium in 1930, Notre Dame is 373-117-5 (.759) in the facility and will play the 500th game in 'The House That Rockne Built' against Wake Forest on November 18th.

Here are the other 'milestone' games in Notre Dame Stadium -

- Game 100: No. 2 Notre Dame 21, No. 4 Texas 0 - Sept. 25, 1954 - the first game of the Terry Brennan era at Notre Dame.
- Game 200: No. 5 Notre Dame 48, Air Force 15 - Nov. 22, 1973 - this game is memorable as it was the last non-sellout of Notre Dame Stadium before the program's sell out streak ended at 243 games on Nov. 16, 2019. The Irish and Falcons met on Thanksgiving Weekend in front of 57,236 fans (the capacity of Notre Dame Stadium in 1973 was 59,075).
- Game 300: No. 13 Tennessee 35, No. 5 Notre Dame 34 - Nov. 19, 1991 - the only game on this list that Notre Dame fans would like to forget. The Volunteers rallied from a 31-7 deficit and partially blocked Notre Dame's potential game-winning field goal as time expired.
- Game 400: Notre Dame 21, San Diego State 13 - the first game of the 2008 season.

**GAMES PLAYED RECORD**

Last season, fifth-year defensive back Houston Griffith set the mark for career games played at Notre Dame with 62. DJ Brown enters this weekend with 50 games played, while teammates Jack Kiser and Michael Vinson could also reach the 50-games-played threshold this season.

1.	62	Houston Griffith	2018-22
2.	61	Josh Lugg	2018-22
	61	Kurt Hinish	2017-21
4.	56	Bo Bauer	2018-22
5.	55	Jayson Ademilola	2018-22
	55	Jonathan Doerer	2017-21
	55	TaRiq Bracy	2018-22
8.	52	Daelin Hayes	2016-20
	52	Romeo Okwara	2012-15
	52	Drue Tranquill	2014-18
11.	51	Chris Brown	2012-15
	51	Matthias Farley	2011-15
	51	T.J. Jones	2010-13
14.	50	Ben Koyack	2011-14
	50	Myron Tagovailoa-Amosa	2017-21
16.	50	Justin Ademilola	2018-22
	<b>50</b>	<b>DJ Brown</b>	<b>2018-current</b>
17.	<b>44</b>	<b>Jack Kiser</b>	<b>2019-current</b>
	<b>44</b>	<b>Michael Vinson</b>	<b>2019-current</b>

Thomas Harper has played 46 career games, Sam Hartman 52, Javonte Jean-Baptiste 51 and Spencer Shrader 48 throughout their careers, with each having four of those games played at Notre Dame.



**ESPN'S COLLEGE GAME DAY AT NOTRE DAME**

ESPN's College Game Day began visiting campuses for noteworthy games in 1993 for the Notre Dame - Florida State 'Game of the Century' match up. That initial on-campus show was held at Heritage Hall in the Joyce Center. Notre Dame has hosted Game Day 10 times on campus, with eight of those appearances on the Hesburgh Memorial Library Quadrangle (in the shadow of the Word of Life Mural, also known as 'Touchdown Jesus'). The Irish are 6-4 with Game Day on campus and have won the contest celebrated by the show's last three visits.

Date	Opponent	W/L	ND	Opp	Corso Pick	Notes
11-13-1993	No. 2 Notre Dame	No. 1 Florida State	W	31	24	Florida State Heritage Hall in the Joyce Center
9-10-1994	No. 3 Notre Dame	No. 6 Michigan	L	24	26	n/a
10-21-1995	No. 17 Notre Dame	No. 5 Southern Cal	W	38	10	n/a
9-28-1996	No. 5 Notre Dame	No. 4 Ohio State	L	16	29	n/a
9-5-1998	No. 22 Notre Dame	No. 5 Michigan	W	36	20	Michigan
9-9-2000	No. 23 Notre Dame	No. 1 Nebraska	L	24	27	Nebraska
10-15-2005	No. 9 Notre Dame	No. 1 Southern Cal	L	31	34	Southern Cal
10-13-2012	No. 7 Notre Dame	No. 17 Stanford	W (OT)	20	13	Notre Dame
9-1-2018	No. 12 Notre Dame	No. 14 Michigan	W	24	17	Notre Dame
11-7-2020	No. 4 Notre Dame	No. 1 Clemson	W (2 OT)	47	40	Notre Dame Notre Dame Stadium

**ESPN'S COLLEGE GAME DAY - NOTRE DAME ON THE ROAD**

The Irish are seventh all-time in Game Day appearances (35 including this weekend) combining visits by the show on campus, on the road or at a Shamrock Series venue (2021 vs. Wisconsin at Soldier Field). This weekend marks the second-consecutive appearance by Game Day at a Notre Dame - Ohio State matchup (the crew also was in Columbus, Ohio, last season) and third overall (they also visited Notre Dame in 1996 for the Notre Dame - Ohio State game). Notre Dame is 15-19 all-time with Game Day appearing to celebrate the match up.

Date	Opponent	W/L	ND	Opp	Corso Pick	Notes
9-4-1999	No. 16 Notre Dame	No. 7 Michigan	L	22	26	n/a
11-6-1999	Notre Dame	No. 4 Tennessee	L	14	38	Tennessee
9-8-2001	No. 17 Notre Dame	No. 5 Nebraska	L	10	27	Nebraska
10-19-2002	No. 7 Notre Dame	No. 18 Air Force	W	21	14	Air Force
10-26-2002	No. 6 Notre Dame	No. 11 Florida State	W	34	24	Florida State
9-13-2003	No. 15 Notre Dame	No. 5 Michigan	L	0	38	Michigan
9-18-2004	Notre Dame	Michigan State	W	31	24	Notre Dame
11-27-2004	Notre Dame	No. 1 Southern Cal	L	10	41	Southern Cal
9-3-2005	Notre Dame	No. 23 Pittsburgh	W	42	21	Pittsburgh
9-2-2006	No. 2 Notre Dame	Georgia Tech	W	14	10	Notre Dame
11-25-2006	No. 6 Notre Dame	No. 2 Southern Cal	L	24	44	Southern Cal
9-10-2011	Notre Dame	Michigan	L	31	35	Michigan
10-27-2012	No. 5 Notre Dame	No. 8 Oklahoma	W	30	13	Oklahoma
11-24-2012	No. 1 Notre Dame	Southern Cal	W	22	13	Notre Dame
1-7-2013	No. 1 Notre Dame	No. 2 Alabama	L	14	42	Notre Dame Miami Gardens, FL
9-7-2013	No. 13 Notre Dame	No. 17 Michigan	L	30	41	Notre Dame
10-18-2014	No. 5 Notre Dame	No. 2 Florida State	L	27	31	Florida State
10-3-2015	No. 6 Notre Dame	No. 12 Clemson	L	22	24	Notre Dame
10-31-2015	No. 9 Notre Dame	No. 21 Temple	W	24	20	Notre Dame
11-11-2017	No. 3 Notre Dame	No. 7 Miami FL	L	8	41	Notre Dame
9-21-2019	No. 7 Notre Dame	No. 3 Georgia	L	17	23	Georgia
12-19-2020	No. 2 Notre Dame	No. 3 Clemson	L	10	34	Clemson Bank of America Stadium
9-25-2021	No. 12 Notre Dame	No. 18 Wisconsin	W	41	13	Notre Dame Soldier Field
9-3-2022	No. 5 Notre Dame	No. 2 Ohio State	L	10	21	Ohio State

**LED WRISTBANDS DEBUT AT NOTRE DAME STADIUM**

This weekend's game atmosphere will be enhanced by LED wristbands, which will be positioned at each attending fans' seat in Notre Dame Stadium. Sponsored by the Rockne Athletics Fund, each wristband will have a QR code that by scanning it with your phone's camera provides a 20% discount code at Shop.FightingIrish.com.

To make sure everyone enjoys the incredible sights at the game, fans are asked:

**ONLY TAKE ONE.** There will be one LED wristband per seat for everyone in the stadium to enjoy. Please be considerate of your neighbors and only take one.

**BE READY.** When instructed by the public address announcer, be sure you are at your seat and proudly displaying your LED wristband. Special light shows will occur when the team runs out, at the start of the fourth quarter and throughout the game.

**DON'T TRADE.** Your unique wristband has been programmed to light up in your section and row when the time comes. Don't swap wristbands with friends or family seated in other locations throughout the stadium.

**NOTRE DAME SCORING STREAK BREAKDOWN**

Notre Dame has already accomplished two significant program firsts. The Irish opened the season scoring at least 40 points in the first four games. The team also has scored 40 or more points for five consecutive games, dating back to the victory over South Carolina in the 2022 Gator Bowl. The 184 points scored through four games this season ranks fourth all-time in program history and is the highest total for the team since 1916:

**POINTS IN FIRST FOUR GAMES OF A SEASON**

Year	Pts	Opponent 1	Opponent 2	Opponent 3	Opponent 4
1913	204	87 vs. Ohio Northern	28 vs. South Dakota	62 vs. Alma	35 at Army
1908	197	39 vs. Hillsdale	64 vs. Franklin	6 at Michigan (L)	88 vs. Chicago Phys. & Surgeons
1914	191	56 vs. Alma	102 vs. Rose Poly	0 at Yale	33 vs. South Dakota
<b>2023</b>	<b>184</b>	<b>42 vs. Navy</b>	<b>56 vs. Tennessee State</b>	<b>45 at NC State</b>	<b>41 vs. Central Michigan</b>
1911	182	32 vs. Ohio Northern	43 vs. St. Viator	27 vs. Butler	80 vs. Loyola Chicago
1916	182	48 vs. Case Tech	48 at Western Reserve	26 vs. Haskell	60 vs. Wabash
1943	181	41 at Pittsburgh	55 vs. Georgia Tech	35 at Michigan	50 at Wisconsin
1944	176	58 at Pittsburgh	26 vs. Tulane	64 vs. Dartmouth	28 vs. Wisconsin
2015	164	38 vs. Texas	34 at Virginia	30 vs. Georgia Tech	60 vs. UMass
1970	163	35 at Northwestern	48 vs. Purdue	29 at Michigan State	51 vs. Army
1992	159	42 vs. Northwestern	17 vs. Michigan (T)	52 at Michigan State	48 vs. Purdue
1991	157	49 vs. Indiana	14 at Michigan (L)	49 vs. Michigan State	45 at Purdue
1949	156	49 vs. Indiana	27 at Washington	35 at Purdue	46 vs. Tulane
2017	155	49 vs. Temple	19 vs. Georgia (L)	49 at Boston College	38 at Michigan State
2019	153	35 at Louisville	66 vs. New Mexico	17 at Georgia (L)	35 vs. Virginia
1946	149	26 at Illinois	33 vs. Pittsburgh	49 vs. Purdue	41 at Iowa

**POINTS IN FIRST FIVE GAMES OF A SEASON**

Year	Pts	Opponent 1	Opponent 2	Opponent 3	Opponent 4	Opponent 5
1908	255	39 vs. Hillsdale	64 vs. Franklin	6 at Michigan (L)	88 vs. Chicago Phys. & Surgeons	58 vs. Ohio Northern
1943	228	41 at Pittsburgh	55 vs. Georgia Tech	35 at Michigan	50 at Wisconsin	47 vs. Illinois
1913	218	87 vs. Ohio Northern	28 vs. South Dakota	62 vs. Alma	35 at Army	14 at Penn State
1914	211	56 vs. Alma	102 vs. Rose Poly	0 at Yale	33 vs. South Dakota	20 vs. Haskell
1916	192	48 vs. Case Tech	48 at Western Reserve	26 vs. Haskell	60 vs. Wabash	10 at Army
1944	189	58 at Pittsburgh	26 vs. Tulane	64 vs. Dartmouth	28 vs. Wisconsin	13 at Illinois
2015	186	38 vs. Texas	34 at Virginia	30 vs. Georgia Tech	60 vs. UMass	22 at Clemson (L)
<b>2023</b>	<b>184</b>	<b>42 vs. Navy</b>	<b>56 vs. Tennessee State</b>	<b>45 at NC State</b>	<b>41 vs. Central Michigan</b>	<b>TBA</b>

Going back to Notre Dame's 45-38 victory over South Carolina in the 2022 Gator Bowl, the Irish have scored over 40 points in a program-best five straight games. They surpassed the three previous four-game runs:

**40 POINTS IN FOUR CONSECUTIVE GAMES**

Year	Pts	Opponent 1	Opponent 2	Opponent 3	Opponent 4
1900	242	55 vs. Goshen High School	68 vs. Englewood High School	64 vs. South Bend Howard Park	58 vs. Cincinnati
1991	178	49 vs. Michigan State	45 at Purdue	42 at Stanford	42 vs. Pittsburgh
1996	224	54 vs. Navy	48 at Boston College	60 vs. Pittsburgh	62 vs. Rutgers

In 1900, the Irish were shutout in their next game at Indiana. In 1991, the Irish defeated Air Force 28-15.

In 1996, Notre Dame lost the final game of the Lou Holtz Era 27-20 in overtime at Southern Cal.

**NOTRE DAME VS. OHIO STATE - THE LAST TIME**

	<b>GAME 1</b> September 3, 2022   Ohio Stadium	
---	---	---

<b>[5] NOTRE DAME</b>	<b>10</b>
<b>[2] OHIO STATE</b>	<b>21</b>

COLUMBUS, OH – The fifth-ranked University of Notre Dame football team opened the 2022 season under the lights at Ohio Stadium. The Fighting Irish dropped their first contest of the season for just the first time in five seasons as Notre Dame fell 21-10 to No. 2 Ohio State. The loss snapped a five-game winning streak in season-opening games for Notre Dame.

**SCORE BY QUARTERS**

	1	2	3	4	FINAL
Notre Dame	3	7	0	0	10
Ohio State	7	0	7	7	21

**SCORING SUMMARY**

1st	12:13	ND	Grupe 33 yd field goal
	5:32	OSU	Egbuka 31 yd pass from Stroud (Ruggles kick)
2nd	11:56	ND	Estimé 1 yd rush (Grupe kick)
3rd	0:17	OSU	Johnson 24 yd pass from Stroud (Ruggles kick)
4th	4:51	OSU	Williams 2 yd rush (Ruggles kick)

**TEAM STATISTICS**

	NOTR DAME	OHIO STATE
FIRST DOWNS	12	22
RUSHES-YARDS (NET)	30-76	35-172
PASSING YARDS (NET)	177	223
Passes Comp-Att-Int	10-18-0	24-34-0
TOTAL OFFENSE PLAYS-YARDS	48-253	69-395
Punt Returns-Yards-TD	0-0-0	1-4-0
Kickoff Returns-Yards	2-22	1-25
Punts (Number-Avg)	8-46.2	5-45.0
Fumbles-Lost	1-0	0-0
Penalties-Yards	5-61	7-75
Possession Time	27:01	32:59
Third-Down Conversions	3-13	7-13

**Rushing:**

Notre Dame - Tyree 6-28, Estimé 9-21, Buchner 11-18, Diggs 4-9

Ohio State - Henderson 15-91, Williams 14-84, Stroud 3-1

**Passing:**

Notre Dame- Buchner 10-18-177-0

Ohio State - Stroud 24-34-223-2

**Receiving:**

Notre Dame - Mayer 5-32, Styles 1-54, Lenzy 1-32, Salerno 1-31, Bauman 1-22, Tyree 1-6

Ohio State - Egbuka 9-52-1, Harrison Jr. 5-56, Stover 3-14, Johnson 2-34-1, Ballard 2-14, Smith-Njigba 2-12, Williams 1-12

**Tackles:**

Notre Dame - Lewis 7, Kiser 6, Liufau 5, Bauer 4, Bracy 4, Foskey 4, Joseph 4, Griffith 4, Ju. Ademilola 4

Ohio State - Eichenberg 9, Ransom 7, Chambers 5, Hall Jr. 4, Hickman 4

**SERIES HISTORY VS. OHIO STATE**

H: 1-1-0; A: 1-2-0; N: 0-2-0

Site	Year	Rank	W/L	ND	OSU
Away	1935		W	18	13
Home	1936		W	7	2
Away	1995	15-7	L	26	45
Home	1996	5-4	L	16	29
2006 Fiesta Bowl, Sun Devil Stadium, Tempe, AZ	2005	5-4	L	20	34
2016 Fiesta Bowl, University of Phoenix Stadium, Glendale, AZ	2015	8-7	L	28	44
Away	2022	5-2	L	10	21

**NOTRE DAME STADIUM TOP-10 MATCH UPS**

Date	ND Rank	Opp Rank	Opponent	W/L/T	ND	Opp
11-25-1939	7	4	Southern Cal	L	12	20
11-14-1942	4	6	Michigan	L	20	32
11-20-1943	1	2	Iowa Pre-Flight	W	14	3
11-8-1947	1	9	Army	W	27	7
11-13-1948	2	8	Northwestern	W	12	7
10-15-1949	1	4	Tulane	W	46	7
11-8-1952	10	4	Oklahoma	W	27	21
11-29-1952	7	2	Southern Cal	W	9	0
10-24-1953	2	4	Texas	W	21	0
10-29-1955	9	4	Navy	W	21	7
11-23-1957	9	8	Iowa	L	13	21
10-11-1958	4	3	Army	L	2	14
10-23-1965	7	4	Southern Cal	W	28	7
9-24-1966	8	7	Purdue	W	26	14
10-14-1967	5	1	Southern Cal	L	7	24
9-21-1968	3	5	Oklahoma	W	45	21
9-28-1968	2	1	Purdue	L	22	37
11-21-1970	2	7	LSU	W	3	0
10-27-1973	8	6	Southern Cal	W	23	14
10-20-1979	9	4	Southern Cal	L	23	42
10-15-1988	4	1	Miami FL	W	31	30
10-21-1989	1	9	Southern Cal	W	28	24
10-28-1989	1	7	Pittsburgh	W	45	7
9-15-1990	1	4	Michigan	W	28	24
10-20-1990	6	2	Miami FL	W	29	20
9-12-1992	3	6	Michigan	T	17	17
11-7-1992	8	9	Boston College	W	54	7
11-13-1993	2	1	Florida State	W	31	24
9-10-1994	3	6	Michigan	L	24	26
9-28-1996	5	4	Ohio State	L	16	29
10-15-2005	9	1	Southern Cal	L	31	34
09-29-2018	8	7	Stanford	W	38	17
11-7-2020	4	1	Clemson	W	47	40
10-2-2021	9	7	Cincinnati	L	13	24

Notre Dame Record: 23-12-1

Notre Dame Record as the lower ranked team: 11-9

**NOTRE DAME VS. AP NO. 6 IN NOTRE DAME STADIUM**

Date	ND Rank	Opp Rank	Opponent	W/L/T	ND	Opp
11-14-1942	4	6	Michigan	L	20	32
9-28-1963	NR	6	Wisconsin	L	9	14
10-27-1973	8	6	Southern Cal	W	23	14
9-12-1992	3	6	Michigan	T	17	17
9-10-1994	3	6	Michigan	L	24	26
10-17-2009	25	6	Southern Cal	L	27	34



NOTRE DAME - ACC SCHEDULING AGREEMENT HISTORY

Year	Opponent	Site	W/L	Score
2014	Syracuse	MetLife Stadium	W	31-15
2014	North Carolina	H	W	50-43
2014	Florida State	A	L	27-31
2014	Louisville	H	L	28-31
2015	Virginia	A	W	34-27
2015	Georgia Tech	H	W	30-22
2015	Clemson	A	L	22-24
2015	Pittsburgh	A	W	42-30
2015	Wake Forest	H	W	28-7
2015	Boston College	Fenway Park	W	16-13
2016	Duke	H	L	35-38
2016	Syracuse	MetLife Stadium	W	50-33
2016	NC State	A	L	3-10
2016	Miami	H	W	30-27
2016	Virginia Tech	H	L	31-34
2017	Boston College	A	W	49-20
2017	North Carolina	A	W	33-10
2017	NC State	H	W	35-14
2017	Wake Forest	H	W	48-37
2017	Miami	A	L	8-41
2018	Wake Forest	A	W	56-27
2018	Virginia Tech	A	W	45-23
2018	Pittsburgh	H	W	19-14
2018	Florida State	H	W	42-13
2018	Syracuse	Yankee Stadium	W	36-3
2019	Louisville	A	W	35-17
2019	Virginia	H	W	35-20
2019	Virginia Tech	H	W	21-20
2019	Duke	A	W	38-7
2019	Boston College	H	W	40-7
2020~	Duke	H	W	27-13
2020~	Florida State	H	W	42-26
2020~	Louisville	H	W	12-7
2020~	Pittsburgh	A	W	45-3
2020~	Georgia Tech	A	W	31-13
2020~	Clemson	H	W	47-40 (20T)
2020~	Boston College	A	W	45-31
2020~	North Carolina	A	W	31-17
2020~	Syracuse	H	W	45-21
2021	Florida State	A	W	41-38 (OT)
2021	Virginia Tech	A	W	32-29
2021	North Carolina	H	W	44-34
2021	Virginia	A	W	28-3
2021	Georgia Tech	H	W	55-0
2022	North Carolina	A	W	45-32
2022	Syracuse	A	W	41-24
2022	Clemson	H	W	35-14
2022	Boston College	H	W	44-0
2023	NC State	A	W	45-24
2023	Duke	A		
2023	Louisville	A		
2023	Clemson	A		
2023	Pittsburgh	H		

~ - Notre Dame was a one-year member of the ACC in 2020 due to COVID-19 scheduling challenges.

NOTRE DAME - ACC SCHEDULING AGREEMENT NOTES

- In a partnership that began in 2014, the University of Notre Dame and the Atlantic Coast Conference agreed to schedule the Irish to play, on average, five ACC opponents each season. Originally scheduled through the 2025 season, the games have now been scheduled through the 2037 campaign.
- Notre Dame is 41-7 (.854) against ACC opponents since the scheduling agreement began during the 2014 season.
- The Irish completed their fifth-straight undefeated regular season against the ACC in 2022 (4-0). They have won 29-straight games against the ACC in the regular season dating back to 2017.
- In 2020, the Irish went 9-0 in ACC play, with wins over Duke, Florida State, Louisville, Pitt, Georgia Tech, Clemson, Boston College, North Carolina and Syracuse.
- In 2019, the Irish went undefeated against the ACC, beating Louisville, Virginia, Virginia Tech, Duke and Boston College as part of the scheduling agreement.
- The Irish are 33-1 in regular-season games against Atlantic Coast Conference opponents over the last five seasons (2017-22) after the victory at NC State on Sept. 9.
- Notre Dame has won 14-straight ACC road games and 16-consecutive ACC home games.
- There have been seasons when the Irish face just four ACC opponents but will eventually even out the agreement by facing six ACC teams in another year (this occurred in 2014, 2015, 2021 and 2022).
- The 2023 Notre Dame ACC schedule marks the first time since the agreement began in 2014 that the Irish will play four of the five ACC games on the road.

NOTRE DAME VS. ACC

ND vs.	Won	Lost	Tied
Boston College	18	9	0
Clemson	3	4	0
Duke	5	2	0
Florida State	5	6	0
Georgia Tech	30	6	1
Louisville	2	1	0
Miami (Fla.)	18	8	1
North Carolina	21	2	0
North Carolina State	2	2	0
Pittsburgh	50	21	1
Syracuse	8	3	0
Virginia	4	0	0
Virginia Tech	2	1	0
Wake Forest	5	0	0
<b>TOTALS</b>	<b>173</b>	<b>65</b>	<b>3</b>

**HONORS AND AWARDS**

Alt, Joe	2023 Team Captain	Mills, Rylie	<i>The Athletic</i> Freaks List - No. 10
	Walter Camp Award Watch List		Senior Bowl Watch List
	Outland Trophy Watch List	Morrison, Benjamin	Bednarik Award Watch List
	Lombardi Award Watch List		Thorpe Award Watch List
	Associated Press Preseason All-American - First Team		Nagurski Trophy Watch List
	<i>The Sporting News</i> Preseason All-American - First Team		Associated Press Preseason All-American - Second Team
	Phil Steele Preseason All-American - First Team		<i>The Sporting News</i> Preseason All-American - Second Team
	ESPN Preseason All-American - First Team		Phil Steele Preseason All-American - Second Team
	CBS Sports Preseason All-American - First Team		CBS Sport Preseason All-American - Second Team
	<i>The Athletic</i> Preseason All-American - First Team		<i>The Athletic</i> Preseason All-American - Second Team
	<i>Sports Illustrated</i> Preseason All-American - Second Team		<i>Sports Illustrated</i> Preseason All-American - Second Team
	Athlon Sports Preseason All-American - First Team		Athlon Sports Preseason All-American - Third Team
Bertrand, JD	2022, 2023 Team Captain	Onye, Jason	Notre Dame Special Teams Player of the Game - Tenn. St.
	Butkus Award Watch List	Osafo-Mensah, NaNa	Senior Bowl Watch List
	Nagurski Trophy Watch List	Price, Jadarian	Comeback Player of the Year Watch List
	Senior Bowl Watch List	Raridon, Eli	Comeback Player of the Year Watch List
Brown, DJ	Notre Dame Defensive Player of the Game - NC State	Staes, Holden	Notre Dame Offensive Player of the Game - NC State
Carter, Antonio II	Senior Bowl Watch List	Tyree, Chris	Notre Dame Special Teams Player of the Game - vs. Navy
Correll, Zeke	Rimington Award Watch List		Hornung Award Watch List
Cross III, Howard	Notre Dame Defensive Player of the Game - Tenn. State	Vinson, Michael	Patrick Mannelly Award Watch List
Estimé, Audric	Notre Dame Offensive Player of the Game - Tenn. State		Phil Steele Preseason All-American - Second Team
	Doak Walker Award Watch List	Shrader, Spencer	Lou Groza Award Watch List
Freeman, Marcus	Dodd Trophy Coach of the Week - vs. Navy		Notre Dame Special Teams Player of the Game - NC State
Fisher, Blake	Outland Trophy Watch List		
	Athlon Sports Preseason All-American - Fourth Team		
Greathouse, Jaden	247Sports Preseason True Freshman All-American		
	Shawn Alexander Award (Fresh. of the Year) Watch List		
Harper, Thomas	Senior Bowl Watch List		
Hart, Cam	2023 Team Captain		
	<i>The Athletic</i> Freaks List - No. 32		
	Senior Bowl Watch List		
Hartman, Sam	2023 Team Captain		
	Davey O'Brien Great 8 Selection - Sept. 11 (Week Two)		
	Manning Award Star of the Week - Sept. 11 (Week Two)		
	2023 Aer Lingus CFB Classic Most Valuable Player		
	Senior Bowl Player of the Week - Aug. 28 (Week Zero)		
	Notre Dame Offensive Player of the Game - vs. Navy		
	Walter Camp Award Watch List		
	Maxwell Award Watch List		
	Davey O'Brien Award Watch List		
	Senior Bowl Watch List		
Liufau, Marist	Notre Dame Defensive Player of the Game - vs. Navy		
	Butkus Award Watch List		
	Polynesian Player of the Year Watch List		
	Senior Bowl Watch List		
Jean-Baptiste, Javontae	<i>The Athletic</i> Freaks List - No. 82		
	Senior Bowl Watch List		



**IRISH IN THE NFL**

Team	Name	Pos	Week One Outcome	Week One Stats
Atlanta	Adetokunbo Ogundegi	DO	W, 24-1 vs. Carolina	DNP
Baltimore	Kyle Hamilton	S	W, 25-9 vs. Houston	started, three tackles
Baltimore	Ronnie Stanley	OT	W, 25-9 vs. Houston	started, team ran for 110 yds
Carolina	JJ Jansen	LS	L, 10-24 at Atlanta	starting long snapper
Carolina	Tommy Tremble	TE	L, 10-24 at Atlanta	one tackle
Chicago	Chase Claypool	WR	L, 20-38 vs. Green Bay	two targets
Chicago	Cole Kmet	TE	L, 20-38 vs. Green Bay	five catches, 44 yds
Chicago	Equanimeous St. Brown	WR	L, 20-38 vs. Green Bay	DNP
Chicago	Khalid Kareem	DL	L, 20-38 vs. Green Bay	DNP
Cleveland	Jeremiah Owusu-Koramoah	LB	W, 24-3	three tackles
Dallas	Zack Martin	OL	W, 40-0 at NY Giants	started on OL
Denver	Mike McGlinchey	OL	L, 16-17 vs. Las Vegas	started on OL
Detroit	Scott Daly	LS	W, 21-20 at Kansas City	starting long snapper
Detroit	Julian Okwara	DL	W, 21-20 at Kansas City	DNP
Detroit	Romeo Okwara	DL	W, 21-20 at Kansas City	DNP
Detroit	Brock Wright	TE	W, 21-20 at Kansas City	two catches, 17 yds
Houston	Kurt Hinish	DL	L, 9-25 at Baltimore	one tackle
Houston	Jarrett Patterson	OL	L, 9-25 at Baltimore	started on OL
Indianapolis	Quenton Nelson	OL	L, 21-31 vs. Jacksonville	started on OL
Kansas City	Drue Tranquill	LB	L, 20-21 vs. Detroit	two tackles
Las Vegas	Michael Mayer	TE	W, 17-16 at Denver	played
Las Vegas	Jerry Tillery	DL	W, 17-16 at Denver	three tackles, one TFL
LA Chargers	Alohi Gilman	S	L, 34-36 at Miami	led team with 11 tackles
LA Rams	Ben Skowronek	WR	W, 30-13 at Seattle	played, two targets
LA Rams	Kyren Williams	RB	W, 30-13 at Seattle	52 yards rushing, 2 TDs
Miami	Liam Eichenberg	OL	W, 36-34 vs. LA Chargers	played
Miami	Durham Smythe	TE	W, 36-34 vs. LA Chargers	three catches for 44 yds
Minnesota	Harrison Smith	S	L, 17-20 vs. Tampa Bay	played
New England	Ian Book	QB	signed to practice squad	
New Orleans	Isaiah Foskey	DL	W, 16-15 vs. Tennessee	played
New Orleans	Blake Grupe	K	W, 16-15 vs. Tennessee	3-3 FG, 1-1 PATs
NY Giants	Nick McCloud	DB	L, 0-40 vs. Dallas	one tackle
Pittsburgh	Miles Boykin	WR	L, 7-30 vs. San Francisco	played
San Francisco	Aaron Banks	OL	W, 30-7 at Pittsburgh	started on OL
Seattle	Julian Love	S	L, 13-30 vs. LA Rams	nine tackles, PBU
Tampa Bay	Robert Hainsey	OL	W, 20-17 at Minnesota	started on OL

**IRISH IN THE NFL NOTES**

- Notre Dame has 36 players mentioned on NFL rosters as of September 13 of the 2023 season.
- Five Irish alumni serve as team captains for their NFL teams - Mike McGlinchey (Denver), Quenton Nelson (Indianapolis), Zack Martin (Dallas), Harrison Smith (Minnesota), Ben Skowronek (LA Rams).
- There have been 524 NFL Draft Picks from Notre Dame - the most of any collegiate football program.
- In 2022, Irish alumni Zack Martin (Dallas) and Quenton Nelson (Indianapolis) were selected for the Pro Bowl.

**UNIVERSITY INFORMATION**

Location ..... Notre Dame, Indiana  
 Founded ..... 1842  
 Nickname ..... Fighting Irish  
 Colors ..... Blue and Gold  
 Enrollment ..... 8,624 (undergraduates), 12,614 (total)  
 Stadium ..... Notre Dame Stadium (FieldTurf/77,622)  
 President ..... Rev. John I. Jenkins, C.S.C.  
 Provost ..... John T. McGreevy  
 NCAA Faculty Representative ..... Patricia Bellia  
 University VP/James E. Rohr Director of Athletics ..... Jack Swarbrick

**FOOTBALL INFORMATION**


Offensive Formation ..... Multiple  
 Defensive Formation ..... Multiple  
 2022 Overall Record ..... 9-4 | Gator Bowl Champion  
 Final Ranking ..... #18 AP | #18 Coaches | #21 CFP (pre-bowl)  
 Offensive/Defensive Starters From 2022 Returning/Lost ..... 13/9  
 Offensive Starters From 2022 Returning/Lost ..... 7/4  
 Defensive Starters From 2022 Returning/Lost ..... 6/5  
 Special Teams Starters From 2022 Returning/Lost ..... 1/2  
 Monogram Winners From 2022 Returning/Lost ..... 50/25  
 All-Time Record ..... 963-335-42\*  
 All-Time Record At Home ..... 519-130-13\*  
 All-Time Record On The Road ..... 317-162-23  
 All-Time Record In Neutral Venues ..... 126-44-6  
 First Year of Football ..... 1887  
 Years Of Football ..... 2023 is the 135th year of Notre Dame Football

**NOTRE DAME FOOTBALL ATHLETIC COMMUNICATIONS**



**KATY LONERGAN**

*Associate Athletics Director  
 Strategic and Football Communications*  
 klonerg2@nd.edu | 785-764-9941  
 game day location - field  
 main contact for: Coach Freeman, assistant coaches, student-athlete interviews



**ALAN WASIELEWSKI**

*Assistant Athletics Director  
 Team Communications*  
 awasiele@nd.edu | 574-532-4167  
 game day location - press box, middle, third seating level  
 main contact for: football media operations, credentials, cumulative and career statistics, game notes, photo requests, distribution



**CLAIRE KRAMER**

*Senior Associate Athletics Communications Director*  
 ckramer@nd.edu | 913-952-6454  
 game day location - press box, middle, third seating level  
 main contact for: award nominations, weekly and post game press conferences, press box operations, student-athlete interview support



**DAN WACKER**

*Associate Athletics Communications Director*  
 dwacker@nd.edu | 608-487-3858  
 game day location - field  
 main contact for: media parking, opponent liaison, student-athlete interview support

**WEEKLY MEDIA SCHEDULE**

**MARCUS FREEMAN AVAILABILITY**

- The Dick Corbett Head Football Coach Marcus Freeman conducts a weekly press conference at 12 p.m. ET each Monday of a game week in person in the Notre Dame Stadium Media Room and also available via Zoom.
- The half hour weekly conference previews the upcoming game and is available to watch live on YouTube (search Notre Dame athletics). Coach Freeman also holds a brief Zoom on Thursdays of game weeks at 12 p.m. ET.
- To obtain the link for Monday or Thursday's Zoom, media members should contact Dan Wacker (dwacker@nd.edu).
- For any other Coach Freeman interview requests, media members should contact Katy Lonergan (klonerg2@nd.edu).

**STUDENT-ATHLETE INTERVIEWS**

- Media members are not permitted to directly contact student-athletes, coaches or support staff to arrange interviews.
- This policy becomes active when any new student-athlete to the roster arrives on campus (for example, in January as an early-enrollees or in June as summer workouts begin). This policy then continues from that point throughout the entirety of their Notre Dame career.
- In-season interviews with selected Notre Dame student-athletes will occur on a weekly basis Tuesday during each game week in person at the Irish Athletics Center.
- Interview requests for student-athletes on a weekly basis or for any other feature ideas (including print media, podcasts and video interviews) must be submitted to Katy Lonergan (klonerg2@nd.edu). The in-season deadline for weekly Tuesday interviews after practice is 12 p.m. ET the Sunday before the proposed interview.
- A player availability schedule will be distributed before each interview session during the season.

**GAME NOTES/DISTRIBUTION LIST**

- All media members will be provided with access to game notes on Monday of game week at FightingIrish.com/ndfbmedia and they also will be distributed via our email distribution list.
- Contact Alan Wasielewski (awasiele@nd.edu) if you need to be added to the distribution list.

**FIGHTINGIRISH.COM/PRESSBOX**

- All Notre Dame football information is available at FightingIrish.com/pressbox, which provides access to game notes, student-athlete and coaching staff headshots, updated season statistics, interview session video archives and more.

**MORE MEDIA GUIDELINES**

- A document with media guidelines for Notre Dame home football games is emailed to each accredited member of the media before each game. Credentialed media are responsible for reading the guidelines and adhering to the policies.
- To request a copy of Notre Dame football's full media guidelines, email Alan Wasielewski at awasiele@nd.edu.



**MARCUS FREEMAN**

The Dick Corbett Head Football Coach  
14th Year Coaching, Third At Notre Dame  
Second Year as Head Coach (13-5)

**THE FREEMAN FILE**

Hometown	Huber Heights, OH
High School	Wayne High School
College	Ohio State (2007, B.S.; 2011, M.S.)
Wife	Joanna
Children	Vinny, Siena, Gino, Nico, Capri and Rocco

**PLAYING EXPERIENCE**

2004-08	Ohio State	Linebacker
2009	Chicago Bears	Linebacker
	Buffalo Bills	Linebacker
	Houston Texans	Linebacker

**BOWLS PLAYED**

2005	Ohio State (Alamo)
2006	Ohio State (Fiesta)
2007	Ohio State (BCS National Championship)
2008	Ohio State (BCS National Championship)

**COACHING CAREER**

2010	Ohio State	Graduate Assistant
2011-12	Kent State	Linebackers
2013-15	Purdue	Linebackers
2016	Purdue	Co-Defensive Coordinator/Linebackers
2017-20	Cincinnati	Defensive Coordinator/Linebackers
2021-22	Notre Dame	Bob Hinton Defensive Coordinator/Linebackers
2022-	Notre Dame	The Dick Corbett Head Football Coach

**BOWLS COACHED IN**

2010	Ohio State (Sugar)	2019	Cincinnati (Birmingham)
2012	Kent State (GoDaddy.com)	2020	Cincinnati (Peach)
2018	Cincinnati (Military)	2021	Notre Dame (Fiesta)
2022	Notre Dame (Gator)		

Marcus Freeman, one of the rising young stars in the profession was named the 30th Dick Corbett Head Football Coach at the University of Notre Dame on Dec. 3, 2021. Freeman took over as head coach of the Irish after serving the 2021 season as its defensive coordinator.

Freeman completed his first full season at the helm of the Irish program with a 9-4 mark, with wins over fifth-ranked Clemson, 16th-ranked BYU and 16th-ranked Syracuse; in addition to closing the season with a Gator Bowl win over 19th-ranked South Carolina. He joins Terry Brennan (1954) as just the second Irish head coach to claim four ranked wins in his first season on the Notre Dame sidelines.

His 2023 Notre Dame team was led by consensus All-American Michael Mayer, who finished his junior season as the best tight end in school history. Additionally, consensus All-American defensive lineman Isaiah Foskey became the Notre Dame all-time leader in sacks. Four other Irish earned All-America honors in offensive linemen Joe Alt and Jarrett Patterson, long snapper Michael Vinson, cornerback Benjamin Morrison took home Freshman All-American honors.

Mayer and Foskey were each tabbed in the second round of the 2023 NFL Draft by the Las Vegas Raiders and New Orleans Saints, respectively, while Patterson was drafted in the sixth round by the Houston Texans.

The Irish special teams had a tremendous 2022 season as Notre Dame led the nation with seven blocked kicks, all punts, with Foskey getting his hands on two of them.

In his first season with the Irish in 2021, while serving as the Bob Hinton Defensive Coordinator, Freeman led a transformation on the defensive side of the ball that included a number of Top-20 national rankings. The Irish ranked seventh nationally in defen-

sive touchdowns (4), 10th in turnovers gained (25) and third-down conversion percentage (.321), 12th in total sacks (41.0) and 15th nationally in interceptions (15) and scoring defense (19.7). The 41.0 team sacks tied the program record of 41, also set during the 1996 season.

Under Freeman's guidance, Notre Dame safety Kyle Hamilton was named a consensus All-American in 2021 and went on to be the 14th overall selection in the 2022 NFL Draft.

Freeman oversaw then-sophomore Isaiah Foskey's breakout season as a starter on the defensive line. Foskey tallied 11.0 sacks in 2021, third-most in program history for a single season. The depth of the Irish defense was on full display with Freeman serving as defensive coordinator, as 15 different players recorded a sack and 21 different players had a tackle-for-loss. The 15 interceptions are the most in a single season since 2014, when the Irish had 16. In November, the Irish had three-straight games without allowing a touchdown for the first time since 2012.

Prior to coming to South Bend, Freeman spent the previous four seasons as the defensive coordinator at Cincinnati. During his time with the Bearcats, he was named the 2020 247Sports.com Defensive Coordinator of the Year and 2020 Broyles Award Finalist along with a nominee for the Broyles Award in 2019 and 2018.

In 2020, the Bearcats (9-1) earned a bid to the Peach Bowl as the No. 8-ranked team in the nation and won the American Athletic Conference Championship, the program's first outright league title since 2009.

Cincinnati's defense ranked in the Top-20 nationally in several categories for 2020-21, including being ranked 13th in total defense (324.6 yards per game) and eighth in scoring defense (16.8 points per game) among all FBS teams. In addition, the Bearcats were third in team passing efficiency defense (101.25), 14th in rushing defense (111.1 yards per game), 15th in red zone defense (0.735), 17th in fourth down defense (0.375 rate), 16th in team sacks (3.00 per game) and 10th in turnovers gained (21).

Freeman coached the Bearcats to back-to-back 11-win seasons in 2018 and 2019, the 2019 American Athletic Conference East Division Championship and consecutive bowl-game wins in the 2018 Military Bowl and 2019 TicketSmarter Birmingham Bowl.

The Bearcats finished atop the 2019 AAC ranks in scoring defense for the second-straight season and ranked among the league's top three in rushing and total defense. Cincinnati led the American in 2018 in rushing defense, scoring defense and total defense and ranked among the Top-15 in the NCAA FBS in all three categories.

Joined the Bearcats staff after a four-year stint at Purdue. He coached linebackers all four seasons and served as the Boilermakers co-defensive coordinator in 2015.


Prior to his time at Purdue, Freeman coached linebackers at Kent State from 2011-12, helping develop all-conference selections Luke Batton and C.J. Malaulu.

Freeman started his coaching career as a graduate assistant coach at his alma mater, Ohio State, in 2010 and the Buckeyes went 12-1 with a victory in the Sugar Bowl.

Freeman is just the third Notre Dame head coach to have been selected in the NFL Draft, and is the first since Ara Parseghian was drafted by the Pittsburgh Steelers in 1947. He is the 23rd Notre Dame head coach to have Division I playing experience and the first since Tyrone Willingham.

During his playing career, Freeman was a four-year letterwinner for the Buckeyes from 2004 to 2008. He played under current Wisconsin head coach Luke Fickell and earned second team All-Big Ten honors in 2008 while helping lead Ohio State to four conference titles, three BCS bowls and two trips to the national title game during his career.

He played in the 2009 Senior Bowl and was a fifth-round draft pick of the Chicago Bears, spending time with the Bears, Buffalo Bills and Houston Texans before a medical condition ended his playing career.



**AL GOLDEN**  
Bob Hinton Defensive Coordinator/Linebackers  
31st Year Coaching, Second Year At Notre Dame

- Coordinated the 21st-ranked total defense in the nation in 2022, as the Irish finished 15th in the country in sacks per game (2.92).
- A three-year letter winner and two-year starter at tight end at Penn State.
- Prior to his time at Notre Dame, he spent two seasons as the linebackers coach with the Cincinnati Bengals. Has been a head coach at the collegiate level (Temple, 2006-10; Miami FL, 2011-15).



**GERAD (Jared) PARKER**  
John and Bobbie Arlotta Family Offensive  
Coordinator/Tight Ends  
18th Year Coaching, Second At Notre Dame

- Promoted to offensive coordinator in February of 2023 after serving as the team's tight end coach in '22, helping guide Michael Mayer to a consensus All-America season as the most prolific TE in school history.
- Was the offensive coordinator at West Virginia from 2020-21 and served as Purdue's interim head coach (2016) while on the same staff with current Irish head coach Marcus Freeman.



**MARTY BIAGI** (Bee-ah-Gee)  
Special Teams Coordinator  
16th Year Coaching, First At Notre Dame

- A special teams analyst at Notre Dame in 2016, returns to campus as the special teams coordinator after successful stints at North Texas (2017-19), Purdue (2020-21) and Ole Miss (2022).
- A two-time finalist for the FootballScoop.com Special Teams Coordinator of the Year, Biagi boasts nine years of special teams coordinator experience.
- A punter and placekicker at Marshall (2004-08).



**GINO** (Geeno)  
**GUIDUGLI** (Guh-Doo-Lee)  
Bob and Leslie Mohr Family Quarterbacks  
Coach/Pass Game Coordinator  
13th Year Coaching, First At Notre Dame

- Joins the Irish staff after serving as the offensive coordinator and quarterbacks coach at Cincinnati in 2022, his alma mater where he passed for 70 touchdowns and is a charter member of the Nippert Stadium Hall of Fame.
- Started his coaching career at Central Michigan before shifting to his alma mater where he coached on the same staff with current Irish head coach Marcus Freeman.



**DELAND (DEE-Land) MCCULLOUGH** (Mc-cull-la)  
Running Backs  
13th Year Coaching, Second At Notre Dame

- Had an immediate impact on the Irish RB group in 2022, helping three backs rush for over 400 yards and average 4.4 per carry.
- McCullough was a three-time All-MAC selection (1st team in 1992 and 1995, 2nd team in 1994) at Miami (Ohio).
- Won Super Bowl LIV as a member of the Kansas City Chiefs staff.



**MIKE MICKENS**  
Cornerbacks/Defensive Pass Game Coordinator  
12th Year Coaching, Fourth At Notre Dame

- Heading into his fourth season coaching the cornerbacks at Notre Dame in 2023 and helped mentor sophomore Benjamin Morrison through a freshman All-America season in '22.
- Starred at the University of Cincinnati where he became the school's career leader in interceptions (14) and interception return yards (296).



**CHRIS O'LEARY**  
Pat and Jana Eilers Defensive Backs Coach/  
Safeties  
Eighth Year Coaching, Fourth At Notre Dame

- Heading into his fourth season as the Pat and Jana Eilers Defensive Backs Coach/Safeties in 2022, helped the Irish defense finish 21st in total defense and 38th in scoring defense in '22.
- A wide receiver, saw action in 27 games at Indiana State and hauled in 47 receptions for 397 yards, while also completing 2-of-3 passes for 61 yards and one touchdown for the Sycamores.



**JOE RUDOLPH**  
Joe Moore Offensive Line Coach  
19th Year Coaching, First At Notre Dame

- A proven developer of top offensive line talent, Rudolph joins the staff after spending the '22 season at Virginia Tech, which followed a successful seven-year run at Wisconsin.
- Rudolph's charges at Wisconsin earned a Rimington Award, nine All-America selections, five first-team All-America honors and nine first-team All-Big Ten accolades.



**CHANSI** (Chance-ee)  
**STUCKEY** (Stuck-ee)  
Wide Receivers  
Fourth Year Coaching, First At Notre Dame

- During his college days at Clemson, he was a quarterback in his freshman season before moving to wide receiver. In his three years as a wide out, he amassed 139 receptions, 1,750 yards and seven receiving touchdowns.
- Enters his second season at Notre Dame and his fifth overall as a coach in 2022



**AL WASHINGTON**  
Bob and Leslie Mohr Family Defensive Line  
Coach/Defensive Run Game Coordinator  
16th Year Coaching, Second At Notre Dame

- In his first season with the Irish in '22, helped develop Consensus All-American Isaiah Foskey, who broke the all-time sacks record at Notre Dame and ended up as a second-round draft pick by the New Orleans Saints.
- Washington was a three-year starter and four-year letterwinner as a defensive tackle for Boston College (2002-05). He finished his career with 74 tackles, six sacks and 15.5 tackles for loss.

**GAME DAY LOCATIONS**

Press Box: Gerad Parker and Chris O'Leary

Sidelines: Al Golden, Marty Biagi, Gino Guidugli, Deland McCullough, Mike Mickens, Joe Rudolph, Chansi Stuckey, Al Washington



AP TOP 25

Rk	Team (1st Place Votes)	Rec.	Points	Prev
1	Georgia (57)	3-0	1566	1
2	Michigan (2)	3-0	1481	2
3	Texas (3)	3-0	1380	4
4	Florida State (1)	3-0	1378	3
<b>5</b>	<b>Southern Cal</b>	<b>3-0</b>	<b>1269</b>	<b>5</b>
<b>6</b>	<b>Ohio State</b>	<b>3-0</b>	<b>1291</b>	<b>6</b>
7	Penn State	3-0	1217	7
8	Washington	3-0	1194	8
9	NOTRE DAME	4-0	1066	9
10	Oregon	3-0	942	13
11	Utah	3-0	921	12
12	LSU	2-1	805	14
13	Alabama	2-1	796	10
14	Oregon State	3-0	715	16
15	Mississippi	3-0	657	17
16	Oklahoma	3-0	606	19
17	North Carolina	3-0	567	20
<b>18</b>	<b>Duke</b>	<b>3-0</b>	<b>530</b>	<b>21</b>
19	Colorado	3-0	509	18
20	Miami FL	3-0	359	22
21	Washington State	3-0	278	23
22	UCLA	3-0	204	24
23	Tennessee	2-1	198	11
24	Iowa	3-0	125	25
25	Florida	2-1	103	NR

Others receiving votes: **Clemson** 76, Missouri 72, Kansas State 54, TCU 21, Fresno State 17, Kansas 15, Tulane 13, Kentucky 10, Maryland 4, BYU 3, Wisconsin 2, Syracuse 2, **Louisville** 1, Auburn 1.

**bold** - 2023 Notre Dame opponents

AFCA TOP 25

Rk	Team (1st Place Votes)	Rec.	Points	Prev
1	Georgia (62)	3-0	1598	1
2	Michigan (1)	3-0	1514	2
3	Florida State	3-0	1396	3
<b>4</b>	<b>Ohio State</b>	<b>3-0</b>	<b>1394</b>	<b>4</b>
<b>5</b>	<b>Southern Cal</b>	<b>3-0</b>	<b>1325</b>	<b>5</b>
6	Texas	3-0	1312	6
7	Penn State	3-0	1224	7
8	Washington	3-0	1164	8
9	NOTRE DAME	4-0	1044	11
10	Utah	3-0	967	12
11	Oregon	3-0	946	13
12	Alabama	2-1	886	10
13	LSU	2-1	808	14
14	Oklahoma	3-0	683	16
15	Oregon State	3-0	660	17
16	Mississippi	3-0	602	19
17	North Carolina	3-0	592	18
<b>18</b>	<b>Duke</b>	<b>3-0</b>	<b>469</b>	<b>20</b>
19	Colorado	3-0	435	21
20	Tennessee	2-1	362	9
21	Miami FL	3-0	298	23
22	Iowa	3-0	206	24
<b>23</b>	<b>Clemson</b>	<b>2-1</b>	<b>193</b>	<b>22</b>
24	Washington State	3-0	160	NR
25	UCLA	3-0	156	25

Others receiving votes: Kansas State 114, Missouri 44, Fresno State 43, Florida 41, TCU 26, Kentucky 28, Maryland 19, Kansas 17, Auburn 16, Texas A&M 11, Syracuse 10, Air Force 9, Tulane 7, UCF 5, James Madison 3, Ohio 3, Wyoming 3, **Louisville** 2, **Wake Forest** 2, Arkansas 1, BYU 1, Memphis 1.









**THE LAST TIME...**

**RUSHING**

500 or more yards	515	at Boston College	2017
400 yards	451	Massachusetts	2015
300 yards	353	Florida State	2020
200 yards	236	Central Michigan	2023
200 yards in the first half	214	Boston College	2022
200 yards consecutive games	226	UNLV	2022
	246	at Syracuse	2022
three straight 200-yard rushing games	263	Clemson	2022
70 or more attempts	76	Michigan State	1991
60 attempts	63	Navy	2007
50 attempts	56	at Syracuse	2022
40 attempts	46	vs. South Carolina	2022
Eight or more rushing TDs	9	Pittsburgh	1965
Seven rushing TDs	7	at Boston College	2017
Six rushing TDs	6	South Florida	2020
Five rushing TDs	5	Southern Cal	2017
Four rushing TDs	4	Boston College	2022
Three rushing TDs	3	Tennessee State	2023

**PASSING**

500 or more yards	509	vs. Oklahoma State	2021
400 yards	434	New Mexico	2019
300 yards	342	Central Michigan	2023
60 or more attempts	68	vs. Oklahoma State	2021
50 attempts	53	Virginia Tech	2019
40 attempts	46	Cincinnati	2021
30 attempts	30	Tennessee State	2023
35 or more completions	38	vs. Oklahoma State	2021
30 completions	35	at Clemson	2015
25 completions	27	at Stanford	2021
6 or more TDs	6	Bowling Green	2019
5 TDs	5	vs. Oklahoma State	2021
4 TDs	4	at NC State	2023
3 TDs	3	Central Michigan	2023
5 or more interceptions thrown	7	Southern Cal	1967
4 interceptions thrown	4	at Arizona State	2014
3 interceptions thrown	3	vs. South Carolina	2022

**TOTAL OFFENSE**

700 or more yards	710	Wake Forest	2017
650 yards	654	Syracuse	2015
600 yards	611	Boston College	2017
550 yards	578	Central Michigan	2023
500 yards	578	Central Michigan	2023
450 yards	578	Central Michigan	2023
400 yards	578	Central Michigan	2023
300 yards in the first half	336	Boston College	2022

**SCORING**

scored 60 or more points	66	New Mexico	2019
50 points	56	Tennessee State	2023
45 points	45	at NC State	2023
40 points	41	Central Michigan	2023
35 points	41	Central Michigan	2023
30 points	41	Central Michigan	2023
30 points in the first half	37	Boston College	2022
21 or more points in a quarter	21(4th)	at NC State	2023
21 or more points in the first quarter	23	UNLV	2022
21 or more points in the second quarter	28	Tennessee State	2023
21 or more points in the fourth quarter	21	at NC State	2023
scored on the first 8 drives of the game (5 FG, 3 TD)	8	Boston College	2022
allowed 60 or more points		Never	
allowed 50 points	50	at Texas (2 OT)	2016
allowed 40 points	40	vs. Clemson	2020
allowed 30 points	38	vs. South Carolina	2022
held scoreless	0-17	at Boston College	2008
held scoreless at home	0-38	Southern Cal	2007
held scoreless on the road	0-17	at Boston College	2008
held scoreless in the second half	0	vs. Navy	2022
held without offensive TD	3-30	vs. Clemson	2019
held without offensive TD on the road	3-10	at NC State	2016
held without offensive TD at home	0-38	Southern Cal	2007
held opponent scoreless	44-0	Boston College	2022
held opponent scoreless in first half	28-0	vs. Navy	2023
held opponent scoreless at home	44-0	Boston College	2022
held opponent scoreless on the road	17-0	at Purdue	1993
held opponent without offensive TD	56-3	Tennessee State	2023
held opponent without offensive TD on the road	28-3	at Virginia	2021
held opponent without offensive TD at home	56-3	Tennessee State	2023
held opponent scoreless neutral site	22-0	vs. Maryland	2002
held two opponents scoreless in a season	22-0	vs. Maryland	2002
	42-0	Rutgers	2002
held three opponents scoreless in a season	23-0	Purdue	1976
	49-0	at Northwestern	1976
	41-0	Oregon	1976
held four/five/six opponents scoreless in a season	35-0	vs. Army	1966
	32-0	North Carolina	1966
	38-0	at Oklahoma	1966
	40-0	Pittsburgh	1966
	64-0	Duke	1966
	51-0	at Southern Cal	1966
scored on the first play of the game	int return	at Syracuse	2022
		B. Joseph	29 yds

**TURNOVERS**

did not commit a turnover	0	Central Michigan	2023
committed six or more turnovers	6	vs. Navy	1984
committed five turnovers	5	Boston College	2015
lost four or more fumbles	4	Michigan State	1999
lost three fumbles	3	at Boston College	2020
recorded six or more takeaways	6	Michigan	2012
recorded five takeaways	5 (3 int, 2 fumble)	Boston College	2022
returned an interception for a touchdown	1	Tennessee State	2023
Clarence Lewis - 33 yds			
returned two or more interceptions for touchdowns	2	vs. Wisconsin	2021
Jack Kiser - 66 yds, Drew White - 48 yards			
returned a fumble for a touchdown	1	Georgia Tech	2021
Myron Tagovailoa-Amosa - 70 yds			

**DEFENSE**

held opponent to 100 or fewer rushing yards	84	at NC State	2023
held opponent to 50 or fewer rushing yards	34	Clemson	2020
100 or fewer passing yards	67	Tennessee State	2023
200 or fewer passing yards	137	Central Michigan	2023
100 or fewer passing yards, consecutive games	67	Tennessee State	2023
	43	vs. Navy	2023
300 or fewer total yards	268	Central Michigan	2023
200 or fewer total yards	156	Tennessee State	2023
intercepted five or more passes	5	Michigan	2012
intercepted four passes	4	vs. Wisconsin	2021
intercepted three passes	3	at NC State	2023
forced five or more fumbles	5	at Louisville	2019
forced four fumbles	4	Syracuse	2020
forced three fumbles	3	at Stanford	2021
scored a safety		vs. BYU	2022
recorded nine or more sacks	9	Rutgers	1996
eight sacks	8	Virginia	2019
seven sacks	7	at Virginia	2021
six sacks	6	California	2022
held opponent to 10 or fewer first downs	10	Boston College	2022
held opponent without a 3rd down conversion	0-12	UNLV	2022

**SPECIAL TEAMS**

returned a punt for a touchdown	Massachusetts	C.J. Sanders (50 yds)	2015
returned a blocked punt for a TD	Clemson	Prince Kollie (17 yds)	2022
returned a kickoff for a touchdown	vs. Wisconsin	Chris Tyree (96 yds)	2021
returned a blocked FG for a TD	at Air Force	Terrail Lamber (76 yds)	2006
blocked a punt	vs. Navy	Jack Kiser	2022
blocked two punts	UNLV	Isaiah Foskey (both)	2022
blocked two consecutive punts	UNLV	Isaiah Foskey (both)	2022
blocked punt in consecutive games	Stanford & UNLV		2022
blocked punt in three cons. games	at Syracuse	Clarence Lewis	2022
blocked punt in four cons. games	Clemson	Jordan Botelho	2022
blocked punt in five cons. games	vs. Navy	Jack Kiser	2022

punted 10 or more times	at Michigan		2019
did not punt	vs. Navy		2023
blocked a field goal	Tennessee State	Jason Onye	2023
had a field goal blocked	at Texas		2016
blocked a PAT kick	Florida State	Jerry Tillery	2018
scored on a blocked PAT kick	Florida State	Julian Love	2018
missed a PAT kick	Cincinnati		2021
had a PAT kick blocked	Florida State		2018
opponent scored on blocked PAT	Northwestern		2014
had a punt blocked	Northwestern		2018
two-point conversion	Marshall	Tyler Buchner run	2022
missed two-point conversion	at Southern Cal	pass failed	2022
stopped 3 two-point conv. attempts	at North Carolina		2022
recovered two onside kicks	vs. Navy	P. Kollie, M. Salerno	2022

**MISCELLANEOUS**

had 35 or more first downs	35	at North Carolina	2022
had 30 or more first downs	35	at North Carolina	2022
had 25 or more first downs	26	Tennessee State	2023
had 20 or more first downs	23	Central Michigan	2023
ND was not penalized		at LSU	1997
had 10 or more penalties	10	at NC State	2023
has 120 or more yards in penalties	120	at Rutgers	2000
had 40 or more minutes of possession time	40:55	vs. BYU	2022
had 35 or more minutes of possession time	36:39	vs. South Carolina	2022
was involved in a tie game	17-17	at Southern Cal	1994
was involved in an overtime game	41-38	at Florida State	2021
was involved in a 2 OT overtime game	47-40	Clemson	2020
was involved in a 3 OT overtime game	29-26	Pittsburgh	2012
was involved in a 4 OT overtime game	33-36	Pittsburgh	2008

**NOTRE DAME PLAYER RUSHING**

rushed for 100 yards	176	Audric Estimé	Central Michigan	2023
rushed for 125 yards	176	Audric Estimé	Central Michigan	2023
rushed for 150 yards	176	Audric Estimé	Central Michigan	2023
rushed for 175 yards	176	Audric Estimé	Central Michigan	2023
rushed for 200 yards	202	Dexter Williams	Florida State	2018
rushed for 250 yards	262	Julius Jones	at Pittsburgh	2003
QB rushed for 200 yards	207	Brandon Wimbush	at Boston College	2017
QB rushed for 100 yards	139	Ian Book	at Duke	2019
player rushed for 100 yards in consecutive games		Audric Estimé		
	176	Audric Estimé	Central Michigan	2023
	134	Audric Estimé	at NC State	2023
	116	Audric Estimé	Tennessee State	2023
two players rush for over 100 yards	114	Logan Diggs	Clemson	2022
	104	Audric Estimé	Clemson	2022
three players rush for over 100 yds	128	DeShone Kizer	at Stanford	2015



	161	Josh Adams	at Stanford	2015
	124	Dexter Williams	at Stanford	2015
rushed 40 or more times	40	Allen Pinkett	at LSU	1984
rushed 35 times	35	Julius Jones	BYU	2003
rushed 30 times	32	James Aldridge	Navy	2007
rushed 25 times	28	Logan Diggs	UNLV	2022
two players rush 20 times	20	Audric Estimé	at Syracuse	2022
	20	Logan Diggsq	at Syracuse	2022
rushed for 4 or more TDs	4	Brandon Wimbush	at Boston College	2017
rushed for 3 TDs	3	Kyren Williams	Clemson	2020
rushed for 2 TDs	2	Audric Estimé	at NC State	2023
had a run of 90 yards or more	91	Kyren Williams	North Carolina	2021
had a run of 80 yards or more	80	Audric Estimé	at NC State	2023
had a run of 70 yards or more	80	Audric Estimé	at NC State	2023
had a run of 60 yards or more	80	Audric Estimé	at NC State	2023
had a run of 50 yards or more	80	Audric Estimé	at NC State	2023

**PASSING**

passed for 500 or more yards	509	Jack Coan	vs. Oklahoma St.	2021
passed for 400 yards	509	Jack Coan	vs. Oklahoma St.	2021
passed for 300 yards	330	Sam Hartman	Central Michigan	2023
attempted 60 or more passes	68	Jack Coan	vs. Oklahoma St.	2021
attempted 50 passes	53	Ian Book	Virginia Tech	2019
attempted 40 passes	40	Ian Book	Boston College	2019
attempted 30 passes	32	Tyler Buchner	Marshall	2022
completed 30 or more passes	38	Jack Coan	vs. Oklahoma St.	2021
completed 20 passes	23	Drew Pyne	at Southern Cal	2022
threw six touchdowns	6	Brady Quinn	BYU	2005
threw five touchdowns	5	Jack Coan	vs. Oklahoma St.	2021
threw four touchdowns	4	Sam Hartman	at NC State	2023
threw three touchdowns	3	Sam Hartman	Central Michigan	2023
threw five or more interceptions	5	Terry Hanratty	Southern Cal	1967
threw four interceptions	4	Everett Golson	at Arizona State	2014
threw three interceptions	3	Tyler Buchner	vs. South Carolina	2022
completed a pass of 90 yds or more	95	Dayne Crist	Michigan	2010
completed a pass of 80 yds or more	83	Brandon Wimbush	at Stanford	2017
completed a pass of 70 yds or more	76	Sam Hartman	Central Michigan	2023
completed a pass of 60 yds or more	76	Sam Hartman	Central Michigan	2023
completed a pass of 50 yds or more	76	Sam Hartman	Central Michigan	2023
finished first half w/o incompletion	8-8	Drew Pyne	at Southern Cal	2022
completed 10 straight passes	15	Drew Pyne	at Southern Cal	2022
completed 15 consecutive passes	15	Drew Pyne	at Southern Cal	2022
consecutive completions to start a game	15	Drew Pyne	at Southern Cal	2022

**RECEIVING**

caught 10 or more passes	11	Michael Mayer	vs. BYU	2022
caught 7 passes	8	Michael Mayer	at Southern Cal	2022
had 200 or more yards	201	Golden Tate	at Stanford	2009
had 175 yards	180	Chase Claypool	Wake Forest	2017
had 150 yards	180	Chase Claypool	Wake Forest	2017
had 100 yards	115	Holden Staes	at NC State	2023

had 2/3 receivers with 100+ yds	136	Lorenzo Styles	vs. Oklahoma St.	2021
	115	Chris Tyree	vs. Oklahoma St.	2021
	105	Kevin Austin	vs. Oklahoma St.	2021
caught a 75 yd pass	76	Chris Tyree	Central Michigan	2023
two receptions over 75 or more	75	Tobias Merriweather	Central Michigan	2023
	76	Chris Tyree	Central Michigan	
caught 4 or more TDs	4	Chase Claypool	Navy	2019
caught 3 or more TDs	3	Javon McKinley	Syracuse	2020
caught 3 or more TDs in one half	3	Ben Skowronek	at Boston College	2020
caught 2 or more TDs	2	Holden Staes	at NC State	2023

**TOTAL OFFENSE**

had 500 or more total yards	505	Jack Coan	vs. Oklahoma St.	2021
had 400 total yards	406	Ian Book	New Mexico	2019
had 100 yard passing, 100 rushing	181 139	Ian Book	at Duke	2019
had 3 RB with 100+ scrimmage yards	134	Audric Estimé	at North Carolina	2022
	111	Chris Tyree	at North Carolina	2022
	115	Logan Diggs	at North Carolina	2022

**SCORING**

accounted for 6 or more TDs	6	Ian Book	New Mexico	2019
accounted for 5 or more TDs	5	Tyler Buchner	vs. South Carolina	2022
accounted for 4 or more TDs	4	Sam Hartman	Central Michigan	2023
accounted for 3 or more TDs	4	Sam Hartman	Central Michigan	2023

**DEFENSE**

3 or more interceptions	3	Benjamin Morrison	Boston College	2022
2 interceptions	3	Benjamin Morrison	Boston College	2022
forced 2 fumbles	2	Daelin Hayes	at Georgia Tech	2020
recovered 3 fumbles			never	
recovered 2 fumbles	2	Nick McCloud	vs. Clemson	2020
20 or more tackles	21	Manti Te'o	Stanford	2010
15 tackles	17	Te'veon Coney	vs. LSU	2017
10 tackles	10	Jack Kiser	Central Michigan	2023
defensive lineman 10 tackles	11	Howard Cross III	Marshall	2022
4.0 or more sacks	4.0	Jerry Tillery	Stanford	2018
3.0 sacks	3.0	Isaiah Foskey	UNLV	2022
2.0 sacks	2.0	Jordan Bothelho	at Syracuse	2022

**SPECIAL TEAMS**

scored 17 or more points kicking	17	Jonathan Doerer	vs. Clemson	2020
scored 15 points kicking	17	Jonathan Doerer	vs. Clemson	2020
scored 10 points kicking	11	Spencer Shrader	Central Michigan	2023
5 or more field goals	5	Kyle Brindza	vs. Rutgers	2013
4 field goals	4	Jonathan Doerer	vs. Clemson	2020
2 field goals of 50 yards or more			never	
longest field goal	54	Spencer Shrader	at NC State	2023



field goal of 50 yards or more	50	Spencer Shrader	Central Michigan	2023
punted over 70 yards	72	Jay Bramblett	vs. Wisconsin	2021
punted over 60 yards	61	Jon Sot	Marshall	2022
punted 10 or more times	10	Jay Bramblett	at Michigan	2019
175 yards or more on kickoff returns	182	C.J. Sanders	at Stanford	2015
100 yards or more on kickoff returns	132	Chris Tyree	vs. Wisconsin	2021
100 yards or more on punt returns	101	Golden Tate	at Pittsburgh	2009

5 or more interceptions	5	Southern Cal	1967
4 interceptions	4	at Arizona State	2014
3 interceptions	3	Marshall	2022
returned an interception for a touchdown		vs. South Carolina	2022
O. Fortune - 100 yards			
returned two interceptions for a touchdown		vs. South Carolina	2022
O'Donnell Fortune - 100 yards			
DQ Smith - 47 yards			
returned a fumble for a touchdown		at Georgia Tech	2020
Zamari Walton - 93 yards			

THE LAST TIME AN OPPOSING TEAM...

RUSHING

400 or more yards	411	Pittsburgh	1975
300 yards	303	Michigan	2019
200 yards	204	at Southern Cal	2022
50 or more rushing attempts	64	Navy	2019
5 or more rushing TDs	5	Texas	2016
4 rush TDs	4	at Southern Cal	2022
two players with 100+ rushing yards in a game	2	BYU	2013
Taysom Hill - 100; Paul Laskike - 101			

PASSING

400 or more yards	439	Clemson	2020
300 yards	301	at North Carolina	2022
60 or more passing attempts	60	Tennessee	1990
50 passing attempts	51	vs. Oklahoma St.	2021
40 passing attempts	48	at NC State	2023
30 or more pass completions	34	vs. Oklahoma St.	2021
5 or more passing TDs	5	at North Carolina	2022
4 passing TDs	4	vs. Oklahoma St.	2021
3 passing TDs	3	vs. South Carolina	2022

TOTAL OFFENSE

600 or more yards	605	vs. Oklahoma St.	2021
500 yards	564	North Carolina	2021
400 yards	436	at Southern Cal	2022
90 or more plays	95	vs. Oklahoma St.	2021
80 plays	81	Stanford	2022
75 plays	78	NC State	2023

SCORING

60 or more points		never	
50 points	50	at Texas	2016
40 points	40	Clemson	2020
30 points	38	vs. South Carolina	2022
scored a two-point conversion		vs. Navy (twice)	2022

TURNOVERS

did not commit a turnover		Central Michigan	2023
3 or more fumbles lost	3	Clemson	2020

DEFENSE

held ND to 10 or fewer first downs	10	at NC State	2016
scored a safety		Stanford	2016
held ND to 50 or fewer rushing yards	42	vs. Oklahoma St.	2021
held ND to 200 or fewer passing yards	150	California	2022
held ND to 100 or fewer passing yards	85	Clemson	2022
held ND to 300 or fewer total yards	297	California	2022
held ND to 200 or fewer total yards	180	at Michigan	2019
posted five or more sacks	5.0	vs. Navy	2022

SPECIAL TEAMS

returned a punt for a touchdown	at Southern Cal	Adore Jackson (55 yds)	2016
returned a blocked punt for a TD	NC State	Germain Pratt (0 yds)	2017
returned a kickoff for a TD	Pittsburgh	Maurice French (99 yds)	2018
returned kickoff, punt in same game	at Southern Cal	Adore Jackson (55 yd PR; 97 yd KR)	2016
punted 10 or more times	Georgia Tech	20	2021
did not punt	Miami FL		1985
missed a PAT kick attempt	vs. Navy		2022

MISCELLANEOUS

had 30 or more first downs	34	vs. Oklahoma St.	2021
had 20 first downs	20	at NC State	2023
had 10 or more penalties	12	Pittsburgh	2020
had 100 or more yards in penalties	127	Georgia	2017
had 35 or more minutes of possession time	35:23	at Southern Cal	2022
had 100-yd receiver, 100-yd rusher		vs. Oklahoma St.	2021
Spencer Sanders, 125 rushing; Brennan Presley 137 receiving; Tay Martin 104 receiving			
had 2 players with 100 receiving yards		vs. Oklahoma St.	2021
Brennan Presley, 137; Tay Martin 104			

AN OPPOSING PLAYER

RUSHING

rushed for 100 yards	154	Austin Jones	at Southern Cal	2022
rushed for 150 yards	154	Austin Jones	at Southern Cal	2022
rushed for 200 yards	210	Alexander Teich	Navy	2010
rushed for 300 yards	303	Tony Dorsett	Pittsburgh	1975
rushed 40 or more times	42	Craig Heyward	Pittsburgh	1987
rushed 30 times	32	Casey Filkins	Stanford	2022



rushed 25 times	32	Casey Filkins	Stanford	2022
rushed for 5 or more TDs	5	Walter Reyes	at Syracuse	2003
rushed for 4 TDs	4	Ezekiel Elliott	vs. Ohio State	2015
rushed for 3 TDs	3	Caleb Williams	at Southern Cal	2022
rushed for 2 TDs	3	Caleb Williams	at Southern Cal	2022
a rush of 80 yards or more	89	Jashaun Corbin	at Florida State	2021
a rush of 70 yards	74	Courtney Reese	UNLV	2022
a rush of 60 yards	74	Courtney Reese	UNLV	2022
a rush of 50 yards	50	Daba Fofana	vs. Navy	2022

totalled 100 or more KR yards	122	Damond Phiyaw-Johnson	Duke	2019
-------------------------------	-----	-----------------------	------	------

**PASSING**

passed for 300 yards	301	Drake Maye	at North Carolina	2022
passed for 400 yards	439	D.J. Uiagalelei	Clemson	2020
passed for 500 yards		never		
attempted 60 or more passes	60	Andy Kelly	Tennessee	1990
attempted 50 passes	51	Spencer Sanders	vs. Oklahoma St.	2021
attempted 40 passes	47	Brennan Armstrong	at NC State	2023
completed 30 passes	34	Spencer Sanders	vs. Oklahoma St.	2021
completed 20 passes	22	Brennan Armstrong	at NC State	2023
threw 6 or more TDs	6	Cody Kessler	Southern Cal	2014
threw 5 TDs	5	Drake Maye	at North Carolina	2022
threw 4 TDs	4	Spencer Sanders	vs. Oklahoma St.	2021
completed 90-yard or more pass	97	Kyle Orton	Purdue	2004
completed 80-yard pass	80	Drake Maye	at North Carolina	2022
completed 70-yard pass	72	Eric Dungey	Syracuse	2016
completed 60-yard pass	64	Drake Maye	at North Carolina	2022

**RECEIVING**

caught 15 or more passes	15	Drake London	Southern Cal	2021
caught 10 passes	11	Emeka Egbuka	at Ohio State	2022
	11	Marvin Harrison Jr.	at Ohio State	2022
had 200 or more yards receiving	238	Selwyn Lymon	Purdue	2006
had 150 yards receiving	150	Antoine Green	at North Carolina	2022
had 100 yards receiving	100	Kody Epps	vs. BYU	2022
caught 3 or more TD passes	3	Tay Martin	vs. Oklahoma St.	2021

**SCORING**

accounted for 7 or more TDs	7	Spencer Sanders	vs. Oklahoma St.	2021
accounted for 6 TDs	6	Cody Kessler	Southern Cal	2014
accounted for 5 TDs	5	Drake Maye	at North Carolina	2022

**DEFENSE**

3 or more interceptions	3	Rod Johnson	NC State	2003
2 interceptions	2	Justin Simmons	Boston College	2015
3.0 or more sacks	3.0	Bradley Chubb	NC State	2016
2.0 sacks	2.0	Davin Vann	at NC State	2023

**SPECIAL TEAMS**

kicked 4 or more field goals	4	B.T. Potter	Clemson	2020
kicked a 50-yd or more field goal	54	Andre Szmyt	at Syracuse	2022
kicked a punt of 65 or more yards	65	Jake Bailey	Stanford	2017











88 MITCHELL EVANS

TE • 6-5 1/8, 251 lbs • Junior/Junior Wadsworth, OH (Wadsworth)

Rushing and Passing

Table with 15 columns: SEASON, TEAM, gp, att, yds, td, lg, avg/c, avg/g, comp-att-int, yds, td, lg, pct, avg/p, avg/g, effc

Scoring and Total Offense

Table with 15 columns: SEASON, TEAM, gp, td, rush, rcv, ret, 2pat, fg, total, avg/g, rush, pass, total, avg/g

Punting and All Purpose

Table with 15 columns: SEASON, TEAM, gp, no., yds, lg, avg/g, rush, rcv, pr, kr, lr, total, avg/g

Tackles

Table with 15 columns: SEASON, TEAM, gp, ua, a, total, tfl, pd, ff, fr, blk, sacks, int, rec, yds, td, lg, rec/g, yds/r, yds/g

Single Game Highs

Table with 2 columns: Statistic, Value. Includes Rushing Attempts, Receptions, etc.

Table with 11 columns: Date, Opponent, Rushing, Receiving, Passing, Kick Returns, Punt Returns, all



17 RICO FLORES JR.

WR • 6-0 1/8, 205 lbs • Freshman/Freshman North Highlands, CA (Folsom)

Tackles

Table with 15 columns: SEASON, TEAM, GP, ua, a, total, tfl, pd, ff, fr, blk, sacks, int, rec, yds, td, lg, rec/g, yds/r, yds/g

Single Game Highs

Table with 2 columns: Statistic, Value. Includes Receptions, Receptions Yards, etc.

Table with 11 columns: Date, Opponent, Rushing, Receiving, Passing, Kick Returns, Punt Returns, all. Includes Games, Avg/rush, Avg/catch, etc.



22 DEVYNN FORD

RB • 5-11, 200 lbs • Graduate Student/Senior Stafford, VA (North Stafford/Penn State)

Rushing and Passing

Table with 15 columns: SEASON, TEAM, gp, att, yds, td, lg, avg/c, avg/g, comp-att-int, yds, td, lg, pct, avg/p, avg/g, effc

Scoring and Total Offense

Table with 15 columns: SEASON, TEAM, gp, td, rush, rcv, ret, 2pat, fg, total, avg/g, rush, pass, total, avg/g

Punting and All Purpose

Table with 15 columns: SEASON, TEAM, gp, no., yds, lg, avg/g, rush, rcv, pr, kr, lr, total, avg/g

Tackles

Table with 15 columns: SEASON, TEAM, GP, ua, a, total, tfl, pd, ff, fr, blk, sacks, int, rec, yds, td, lg, rec/g, yds/r, yds/g

Single Game Highs

Table with 2 columns: Statistic, Value. Includes Rushing Attempts, Receptions, etc.

Table with 11 columns: Date, Opponent, Rushing, Receiving, Passing, Kick Returns, Punt Returns, all

Table with 7 columns: Games, Avg/rush, Avg/catch, Pass effc, KR avg, PR avg, Total purpose avg/game, Total offense avg/game



29  
CHRISTIAN GRAY

CB • 5-11 3/4, 189 lbs • Freshman/Freshman  
St. Louis, MO (De Smet)

Tackles

Table with columns: SEASON, TEAM, GP, ua, a, total, tfl, pd, ff, fr, blk, sacks, int, rec, yds, td, lg, rec/g, yds/r, yds/g

Single Game Highs

Table with columns: Statistic, Value

Table with columns: Date, Opponent, ua, a, total, tfl-yds, Sacks, Fumble, Pass Defense, blkd, PAT attempts, off



13  
THOMAS HARPER

S • 5-10 5/8, 193 lbs • Graduate Student/Senior  
Knoxville, TN (Karns/Oklahoma State)

Punting and All Purpose

Table with columns: SEASON, TEAM, GP, no., yds, lg, avg/g, rush, rcv, pr, kr, lr, total, avg/g

Tackles

Table with columns: SEASON, TEAM, GP, ua, a, total, tfl, pd, ff, fr, blk, sacks, int, rec, yds, td, lg, rec/g, yds/r, yds/g

Single Game Highs

Table with columns: Statistic, Value

Table with columns: Date, Opponent, ua, a, total, tfl-yds, Sacks, Fumble, Pass Defense, blkd, PAT attempts, off



19  
JADEN GREATHOUSE

WR • 6-1, 201 lbs • Freshman/Freshman  
Austin, TX (Westlake)

Tackles

Table with columns: SEASON, TEAM, GP, ua, a, total, tfl, pd, ff, fr, blk, sacks, int, rec, yds, td, lg, rec/g, yds/r, yds/g

Single Game Highs

Table with columns: Statistic, Value

Table with columns: Date, Opponent, Rushing, Receiving, Passing, Kick Returns, Punt Returns, all

Table with columns: Games, Avg/ rush, Avg/ catch, Pass effic, KR avg, PR avg, All purpose avg/game, Total offense avg/game



5  
CAM HART

CB • 6-2 1/2, 207 lbs • Graduate Student/Senior  
Baltimore, MD (Good Counsel)

Tackles

Table with columns: SEASON, TEAM, GP, ua, a, total, tfl, pd, ff, fr, blk, sacks, int, rec, yds, td, lg, rec/g, yds/r, yds/g

Single Game Highs

Table with columns: Statistic, Value

Table with columns: Date, Opponent, ua, a, total, tfl-yds, Sacks, Fumble, Pass Defense, blkd, PAT attempts, off



10 SAM HARTMAN

QB • 6-1 1/8, 212 lbs • Graduate Student/Senior Charlotte, NC (Oceanside Collegiate/Wake Forest)

Rushing and Passing

Table with columns for SEASON, TEAM, gp, att, yds, td, lg, avg/c, avg/g, comp-att-int, yds, td, lg, pct, avg/p, avg/g, eff/c. Includes 'TOTAL FOR ND' and 'TOTAL' rows.

Scoring and Total Offense

Table with columns for SEASON, TEAM, gp, td, rush, rcv, ret, pat, 2pat, fg, total, avg/g, rush, pass, total, avg/g. Includes 'TOTAL FOR ND' and 'TOTAL' rows.

Single Game Highs

Table with columns for Statistic and Value. Lists various performance metrics like Rushing Attempts, Touchdowns, Passes, etc.

Table with columns for Date, Opponent, Rushing (no., yds, td, lg), Receiving (no., yds, td, lg), Passing (comp-att-int, yds, td, lg), Kick Returns (no., yds, td, lg), Punt Returns (no., yds, td, lg), all, purp.

Summary table with columns: Games, Avg/ rush, Avg/ catch, Pass eff/c, KR avg, PR avg, All purpose avg/game, Total offense avg/game.



11 RAMON HENDERSON

S • 6-1, 196 lbs • Senior/Senior Bakersfield, CA (Liberty)


Tackles

Table with columns for SEASON, TEAM, GP, ua, a, total, tfl, pd, ff, fr, blk, sacks, int, rec, yds, td, lg, rec/g, yds/r, yds/g.

Single Game Highs

Table with columns for Statistic and Value. Lists Total Tackles, Total Sacks, Total Tackles For Loss, Total Interceptions.

Table with columns for Date, Opponent, Tackles (ua, a, total, tfl-yds), Sacks (no-yds), Fumble (ff fr-yds), Pass Defense (int-yds qbh brup), blk/d, PAT attempts, off.



41 DONOVAN HINISH

DL • 6-1 5/8, 280 lbs • Sophomore/Freshman Pittsburgh, PA (Central Catholic)

Tackles

Table with columns for SEASON, TEAM, GP, ua, a, total, tfl, pd, ff, fr, blk, sacks, int, rec, yds, td, lg, rec/g, yds/r, yds/g.

Single Game Highs

Table with columns for Statistic and Value. Lists Total Tackles, Total Sacks, Total Tackles For Loss.

Table with columns for Date, Opponent, Tackles (ua, a, total, tfl-yds), Sacks (no-yds), Fumble (ff fr-yds), Pass Defense (int-yds qbh brup), blk/d, PAT attempts, off.



1 JAVONTAE JEAN-BAPTISTE

DL • 6-4 1/2, 260 lbs • Graduate Student/Senior Spring Valley, NY (Bergan Catholic/Ohio State)

Tackles

Table with columns for SEASON, TEAM, GP, ua, a, total, tfl, pd, ff, fr, blk, sacks, int, rec, yds, td, lg, rec/g, yds/r, yds/g.

Single Game Highs

Table with columns for Statistic and Value. Lists Total Tackles, Total Sacks, Total Tackles For Loss.

Table with columns for Date, Opponent, Tackles (ua, a, total, tfl-yds), Sacks (no-yds), Fumble (ff fr-yds), Pass Defense (int-yds qbh brup), blk/d, PAT attempts, off.



24 JACK KISER

LB • 6-1 5/8, 232 lbs • Graduate Student/Senior  
Royal Center, IN (Pioneer)

Tackles

Table with columns: SEASON, TEAM, GP, ua, a, total, tfl, pd, ff, fr, blk, sacks, int, rec, yds, td, lg, rec/g, yds/r, yds/g

Single Game Highs

Table with columns: Statistic, Value, vs Central Mich. 09/16/23, vs Marshall 09/10/22, vs Boston College 11/19/22, vs Central Mich. 09/16/23, vs South Fla. 09/19/20, at Boston College 11/14/20, vs Wisconsin 09/25/21, vs Georgia Tech 11/20/21

Table with columns: Date, Opponent, Tackles (ua, a, total, tfl-yds, no-yds, ff, fr, blk, sacks), Pass Defense (int-yds, qb, brup, kick), PAT attempts (kick, rush, rcv), off (saf, pts)



8 MARIST LIUFAU

LB • 6-2 1/4, 239 lbs • Graduate Student/Senior  
Kalihi, HI (Punahou)

Tackles

Table with columns: SEASON, TEAM, GP, ua, a, total, tfl, pd, ff, fr, blk, sacks, int, rec, yds, td, lg, rec/g, yds/r, yds/g

Single Game Highs

Table with columns: Statistic, Value, vs Navy 11/12/22, at North Carolina 11/27/20, at North Carolina 09/24/22, vs UNLV 10/22/22, at Syracuse 10/29/22

Table with columns: Date, Opponent, Tackles (ua, a, total, tfl-yds, no-yds, ff, fr, blk, sacks), Sacks, Fumble, Pass Defense, PAT attempts, off



6 CLARENCE LEWIS

CB • 5-11 1/2, 202 lbs • Senior/Senior  
Edison, NJ (Mater Dei)

Tackles

Table with columns: SEASON, TEAM, GP, ua, a, total, tfl, pd, ff, fr, blk, sacks, int, rec, yds, td, lg, rec/g, yds/r, yds/g

Single Game Highs

Table with columns: Statistic, Value, vs Syracuse 12/05/20, at Virginia 11/13/21, 4 times

Table with columns: Date, Opponent, Tackles (ua, a, total, tfl-yds, no-yds, ff, fr, blk, sacks), Pass Defense (int-yds, qb, brup, kick), PAT attempts (kick, rush, rcv), off (saf, pts)



12 JEREMIYAH LOVE

RB • 5-11 7/8, 197 lbs • Freshman/Freshman  
St. Louis, MO (Christian Brothers)

Rushing and Passing

Table with columns: SEASON, TEAM, gp, att, yds, td, lg, avg/c, avg/g, comp-att-int, yds, td, lg, pct, avg/p, avg/g, eff/c

Scoring and Total Offense

Table with columns: SEASON, TEAM, gp, td, rush, rcv, ret, pat, 2pat, fg, total, avg/g, rush, pass, total, avg/g

Punting and All Purpose

Table with columns: SEASON, TEAM, gp, no., yds, lg, avg/g, rush, rcv, ir, total, avg/g

Tackles

Table with columns: SEASON, TEAM, GP, ua, a, total, tfl, pd, ff, fr, blk, sacks, int, rec, yds, td, lg, rec/g, yds/r, yds/g

Single Game Highs

Table with columns: Statistic, Value, at NC State 09/09/23, vs Tennessee St. 09/02/23, vs Tennessee St. 09/02/23, vs Tennessee St. 09/02/23, vs Tennessee St. 09/16/23, vs Central Mich. 09/16/23, vs Central Mich. 09/16/23, vs Central Mich. 09/16/23

Table with columns: Date, Opponent, Rushing (no., yds, td, lg), Receiving (no., yds, td, lg), Passing (cmp-att-int, yds, td, lg), Kick Returns (no., yds, td, lg), Punt Returns (no., yds, td, lg), all (purp)

Summary table with columns: Games, Avg/ rush, Avg/ catch, Pass eff/c, KR avg, PR avg, All purpose avg/game, Total offense avg/game

















**4**  
**CHRIS TYREE**

WR • 5-9 1/2, 192 lbs • Senior/Senior  
Chester, VA (Thomas Dale)



**0**  
**XAVIER WATTS**

S • 5-11 3/4, 204 lbs • Senior/Junior  
Omaha, NE (Harry A. Burke)

**Rushing and Passing**

SEASON	TEAM	gp	Rushing					Passing								
			att	yds	td	lg	avg/c	avg/g	comp-att-int	yds	td	lg	pct	avg/p	avg/g	effc
2020-21	ND	12	73	496	4	94	6.8	41.3	0-0-0	0	0	0	0.0	0.0	0.0	0.0
2021-22	ND	12	56	222	1	33	4.0	18.5	0-0-0	0	0	0	0.0	0.0	0.0	0.0
2022-23	ND	13	100	444	3	26	4.4	34.2	0-0-0	0	0	0	0.0	0.0	0.0	0.0
2023-24	ND	4	1	-2	0	0	-2.0	-0.5	0-0-0	0	0	0	0.0	0.0	0.0	0.0
<b>TOTAL</b>		<b>41</b>	<b>230</b>	<b>1160</b>	<b>8</b>	<b>94</b>	<b>5.0</b>	<b>28.3</b>	<b>0-0-0</b>	<b>0</b>	<b>0</b>	<b>0</b>	<b>0.0</b>	<b>0.0</b>	<b>0.0</b>	<b>0.0</b>

**Scoring and Total Offense**

SEASON	TEAM	gp	Scoring								Total Offense					
			td	rush	rcv	ret	pat	2pat	fg	total	avg/g	rush	pass	total	avg/g	
2020-21	ND	12	4	4	0	0	0	0	0	0	24	2.0	496	0	496	41.3
2021-22	ND	12	4	1	2	1	0	0	0	0	24	2.0	222	0	222	18.5
2022-23	ND	13	5	3	2	0	0	0	0	0	30	2.3	444	0	444	34.2
2023-24	ND	4	2	0	2	0	0	0	0	0	12	3.0	-2	0	-2	-0.5
<b>TOTAL</b>		<b>41</b>	<b>15</b>	<b>8</b>	<b>6</b>	<b>1</b>	<b>0</b>	<b>0</b>	<b>0</b>	<b>0</b>	<b>90</b>	<b>2.2</b>	<b>1160</b>	<b>0</b>	<b>1160</b>	<b>28.3</b>

**Punting and All Purpose**

SEASON	TEAM	gp	Punting			All Purpose									
			no.	yds	lg	avg/g	rush	rcv	pr	kr	ir	total	avg/g		
2020-21	ND	12	0	0	0	0.0	496	65	0	458	0	1019	84.9		
2021-22	ND	12	0	0	0	0.0	222	258	0	347	0	827	68.9		
2022-23	ND	13	0	0	0	0.0	444	138	0	254	0	836	64.3		
2023-24	ND	4	0	0	0	0.0	-2	216	26	0	240	60.0			
<b>TOTAL</b>		<b>41</b>	<b>0</b>	<b>0</b>	<b>0</b>	<b>0.0</b>	<b>1160</b>	<b>677</b>	<b>26</b>	<b>1059</b>	<b>0</b>	<b>2922</b>	<b>71.3</b>		

**Tackles**

SEASON	TEAM	GP	Tackles							Interceptions		Receptions								
			ua	a	total	tfl	pd	ff	fr	blk	sacks	int	rec	yds	td	lg	rec/g	yds/r	yds/g	
2020-21	ND	12	0	0	0	0-0	0	0	0	0	0	0	0	8	65	0	27	0.7	8.1	5.4
2021-22	ND	12	1	0	1	0-0	0	0	0	0	0	0	24	298	2	55	2.0	10.8	21.5	
2022-23	ND	13	0	0	0	0-0	0	0	0	0	0	0	24	138	2	21	1.8	5.8	10.6	
2023-24	ND	4	0	1	1	0-0	0	0	0	0	0	0	8	216	2	76	2.0	27.0	54.0	
<b>TOTAL</b>		<b>41</b>	<b>1</b>	<b>1</b>	<b>2</b>	<b>0-0</b>	<b>0</b>	<b>0</b>	<b>0</b>	<b>0</b>	<b>0</b>	<b>0</b>	<b>64</b>	<b>677</b>	<b>6</b>	<b>76</b>	<b>1.6</b>	<b>10.6</b>	<b>16.5</b>	

**Single Game Highs**

Statistic	Value
Rushing Attempts	17
Rushing Yards Net	109
Rushing Touchdowns	1
Longest Rushing	94
Receptions	6
Receptions Yards	115
Receptions Touchdowns	1
Longest Reception	76
Longest Punt Return	11
Longest Kick Return	96
Total Tackles	1

Date	Opponent	Rushing	Receiving	Passing	Kick Returns	Punt Returns	all
08/26/2023	vs Navy	1 -2 0 0 3	36 0 20	0-0-0 0 0 0 0	0 0 0 0	1 11 0 11	45
09/02/2023	Tennessee St.	0 0 0 0 1	24 1 24	0-0-0 0 0 0 0	0 0 0 0	1 6 0 6	30
09/09/2023	at NC State	0 0 0 0 2	68 0 65	0-0-0 0 0 0 0	0 0 0 0	0 0 0 0	68
09/16/2023	Central Mich.	0 0 0 0 2	88 1 76	0-0-0 0 0 0 0	0 0 0 0	2 9 0 11	97
		<b>1 -2 0 0 8</b>	<b>216 2 76</b>	<b>0-0-0 0 0 0 0</b>	<b>0 0 0 0</b>	<b>4 26 0 11</b>	<b>-2</b>

Games	Avg/ rush	Avg/ catch	Pass effc	KR avg	PR avg	All purpose avg/game	Total offense avg/game
4	-2.0	27.0	0.0	0.0	6.5	60.0	-0.5

**Tackles**

SEASON	TEAM	GP	Tackles							Interceptions		Receptions								
			ua	a	total	tfl	pd	ff	fr	blk	sacks	int	rec	yds	td	lg	rec/g	yds/r	yds/g	
2020-21	ND	2	0	0	0	0-0	0	0	0	0	0	0	0	0	0	0	0	0.0	0.0	0.0
2021-22	ND	11	11	4	15	0-0	0	0	0	0	0	0	0	0	0	0	0	0.0	0.0	0.0
2022-23	ND	13	24	15	39	2-10	4	0	0	0	1	0	0	0	0	0	0	0.0	0.0	0.0
2023-24	ND	4	7	7	14	0-0	3	0	0	0	0	1	0	0	0	0	0	0.0	0.0	0.0
<b>TOTAL</b>		<b>30</b>	<b>42</b>	<b>26</b>	<b>68</b>	<b>2-10</b>	<b>7</b>	<b>0</b>	<b>0</b>	<b>0</b>	<b>1</b>	<b>1</b>	<b>0</b>	<b>0</b>	<b>0</b>	<b>0</b>	<b>0.0</b>	<b>0.0</b>	<b>0.0</b>	

**Single Game Highs**

Statistic	Value
Total Tackles	9
Total Sacks	1
Total Tackles For Loss	1
Total Interceptions	1

Date	Opponent	Tackles	Sacks	Fumble	Pass Defense	blkd	PAT attempts	off
08/26/2023	vs Navy	2 2 4 0-0-0	0-0	0-0	0-0	0	0	0
09/02/2023	Tennessee St.	2 0 2 0-0-0	0-0	0-0	0-0	1	0	0
09/09/2023	at NC State	1 2 3 0-0-0	0-0	0-0	1-0	1	0	0
09/16/2023	Central Mich.	2 3 5 0-0-0	0-0	0-0	0-0	1	0	0
		<b>7 7 14 0-0-0</b>	<b>0-0</b>	<b>0-0</b>	<b>1-0</b>	<b>3</b>	<b>0</b>	<b>0</b>

**Quickie Stats**  
**Navy vs. Notre Dame (Final)**  
**08/26/2023 at Dublin,**

	UNA	UND
Score	3	42
<b>FIRST DOWNS</b>	12	27
<b>RUSHES-YARDS (NET)</b>	48-126	32-191
<b>PASSING-YARDS (NET)</b>	43	253
Passes Att-Comp-Int	7-3-0	25-20-0
<b>TOTAL OFFENSE PLAYS-YARDS</b>	55-169	57-444
Fumble Returns-Yards	0-0	0-0
Punt Returns-Yards	0-0	1-11
Kickoff Returns-Yards	1-26	2-41
Interception Returns-Yards	0-0	0-0
Punts (Number-Avg)	4-39.8	4-0
Fumbles-Lost	3-0	2-0
Penalties-Yards	3-25	1-10
Possession Time	44:35	32:31
Third-Down Conversions	4-14	5-8
Fourth-Down Conversions	3-4	1-1
Red-Zone Scores-Chances	1-2	4-5

**Navy**

Rushing	No.	Gain	Loss	Net	TD	Lg	Avg
A.Tecza	8	40	2	38	0	11	4.8
D.Fofana	16	58	26	32	0	14	2
B.Chatman	8	30	0	30	0	7	3.8

Passing	C-A-I	Yds	TD	Long	Sack
T.Lavatai	3-6-0	43	0	39	1
X.Arline	0-1-0	0	0	0	1

Receiving	No.	Yards	TD	Long	Tgt	YAC
B.Chatman	2	41	0	39	2	14
A.Tecza	1	2	0	2	1	4
A.Hassan	0	0	0	0	2	0
C.Howard	0	0	0	0	1	0

Punting	No.	Yds	Avg	Long	In20	TB
R.Riethman	4	159	39.8	46	1	0

Punt Returns	No.	Yards	TD	Long

Kick Returns	No.	Yards	TD	Long
T.Bradley	1	26	0	26

Tackles	UA-A	Total	Sacks	TFL
W.HARBOUR	8-0	8	0	1
K.Jacob	7-0	7	0	1
R.Lane	5-0	5	0	0

**Notre Dame**

Rushing	No.	Gain	Loss	Net	TD	Lg	Avg
A.Estime	16	95	0	95	1	13	5.9
J.Love	4	40	0	40	0	21	10
G.Payne	6	31	0	31	0	9	5.2

Passing	C-A-I	Yds	TD	Long	Sack
TEAM	0-1-0	0	0	0	0
S.Hartman	19-23-0	251	4	35	0
S.Angeli	1-1-0	2	0	2	0

Receiving	No.	Yards	TD	Long	Tgt	YAC
J.Thomas	4	63	1	19	4	30
J.Greathouse	3	68	2	35	3	11
D.Colzie	3	45	1	25	3	25
C.Tyree	3	36	0	20	4	15

Punting	No.	Yds	Avg	Long	In20	TB

Punt Returns	No.	Yards	TD	Long
C.Tyree	1	11	0	11

Kick Returns	No.	Yards	TD	Long
G.Payne	2	41	0	24

Tackles	UA-A	Total	Sacks	TFL
J.Kiser	6-2	8	0	0
M.Liufau	4-3	7	0	0
X.Watts	2-2	4	0	0

Qtr	Time	Scoring Play	V-H
1st	08:26	UND - A.Estime 1 yd TD RUSH (PAT KICK by S.Shrader GOOD) 13-81 6:28	0-7
1st	01:03	UND - J.Price 19 yd TD RUSH (PAT KICK by S.Shrader GOOD) 7-63 3:27	0-14
2nd	10:00	UND - J.Greathouse 35 yd TD PASS from S.Hartman (PAT KICK by S.Shrader GOOD) 4-78 1:52	0-21
2nd	00:13	UND - J.Thomas 14 yd TD PASS from S.Hartman (PAT KICK by S.Shrader GOOD) 9-80 1:42	0-28
3rd	09:36	UND - J.Greathouse 20 yd TD PASS from S.Hartman (PAT KICK by S.Shrader GOOD) 6-63 2:48	0-35
4th	11:54	UND - D.Colzie 25 yd TD PASS from S.Hartman (PAT KICK by S.Shrader GOOD) 7-60 3:43	0-42
4th	03:33	UNA - E.Warren 31 yd FG 15-62 8:21	3-42

**GAME RECAP**

The University of Notre Dame football team began the 2023 in style by defeating Navy 42-3 in the 2023 Aer Lingus College Football Classic at Aviva Stadium in Dublin, Ireland. The Irish ripped off 42 consecutive points in the game before Navy managed a single field goal with 3:33 left in the game.

Graduate student Sam Hartman made the most of his Notre Dame debut, completing 19 of 23 passes for 251 yards and four touchdowns. The four scoring tosses match Ron Powlus (1994) and Jack Coan (2021) for the most by an Irish quarterback in his first game with the team.

Two of Hartman's scoring tosses were caught by freshman Jaden Greathouse, including a 35-yard strike on the rookie's first career touch. Deion Colzie also nabbed his first career touchdown reception while Jayden Thomas was the recipient of a touchdown pass as well.

The Irish defense held Navy to just 169 total yards with only 43 of those coming through the air. Jack Kiser paced the defense with 8 total tackles, followed by Marist Liufau with seven.



**Quickie Stats**  
**Tennessee State vs. #13 Notre Dame (Final)**  
**09/2/2023 at Notre Dame, Indiana**



	TSU	UND
Score	3	56
<b>FIRST DOWNS</b>	12	26
<b>RUSHES-YARDS (NET)</b>	36-89	33-221
<b>PASSING-YARDS (NET)</b>	67	336
Passes Att-Comp-Int	22-8-2	30-24-0
<b>TOTAL OFFENSE PLAYS-YARDS</b>	58-156	63-557
Fumble Returns-Yards	1-0	0-0
Punt Returns-Yards	0-0	3-27
Kickoff Returns-Yards	2-76	1-8
Interception Returns-Yards	0-0	2-33
Punts (Number-Avg)	6-40.2	6-43.0
Fumbles-Lost	1-0	1-1
Penalties-Yards	5-45	4-35
Possession Time	29:07	30:53
Third-Down Conversions	4-14	9-11
Fourth-Down Conversions	1-1	0-0
Red-Zone Scores-Chances	1-3	3-3

**Tennessee State**

Rushing	No.	Gain	Loss	Net	TD	Lg	Avg
D.Bryant	6	29	0	29	0	13	4.8
J.Rouse	11	30	2	28	0	9	2.5
J.Gant	8	19	3	16	0	4	2

Passing	C-A-I	Yds	TD	Long	Sack
D.Ellis	3-10-0	24	0	11	1
D.Bryant	5-12-2	43	0	22	0

Receiving	No.	Yards	TD	Long	Tgt	YAC
D.Davis	1	22	0	22	2	7
C.Garnett	1	13	0	13	1	0
D.Majors	1	11	0	11	2	10
T.Boone III	1	10	0	10	2	10

Punting	No.	Yds	Avg	Long	In20	TB
J.Foster	6	241	40.2	48	3	0

Punt Returns	No.	Yards	TD	Long

Kick Returns	No.	Yards	TD	Long
D.Johnson	2	76	0	58

Tackles	UA-A	Total	Sacks	TFL
J.Josephs	8-1	9	0	0
M.Beard III	6-1	7	0	0
J.Green	2-2	4	0	0

**Notre Dame**

Rushing	No.	Gain	Loss	Net	TD	Lg	Avg
A.Estime	13	121	5	116	1	50	8.9
J.Love	5	51	5	46	1	36	9.2
G.Payne	6	28	1	27	0	12	4.5

Passing	C-A-I	Yds	TD	Long	Sack
K.Minchey	2-2-0	12	0	8	0
S.Hartman	14-17-0	194	2	27	0
S.Angeli	8-11-0	130	2	42	0

Receiving	No.	Yards	TD	Long	Tgt	YAC
J.Thomas	4	62	0	27	4	31
M.Evans	4	61	0	18	5	3
J.Price	2	51	1	40	2	51
G.Payne	2	45	1	42	2	47

Punting	No.	Yds	Avg	Long	In20	TB
B.McFerson	2	86	43	54	0	1

Punt Returns	No.	Yards	TD	Long
M.Salerno	2	21	0	15
C.Tyree	1	6	0	6

Kick Returns	No.	Yards	TD	Long
D.Ford	1	8	0	8

Tackles	UA-A	Total	Sacks	TFL
H.Cross III	2-4	6	0	0
J.Bertrand	3-2	5	0	1
J.Onye	2-3	5	0	0

Qtr	Time	Scoring Play	V-H
1st	09:17	UND - J.Love 36 yd TD RUSH (PAT KICK by S.Shrader GOOD) 10-75 5:43	0-7
1st	02:44	TSU - J.Lowery 38 yd FG 15-55 6:33	3-7
2nd	12:22	UND - S.Hartman 5 yd TD RUSH (PAT KICK by S.Shrader GOOD) 8-80 4:16	3-14
2nd	09:41	UND - C.Tyree 24 yd TD PASS from S.Hartman (PAT KICK by S.Shrader GOOD) 4-57 2:01	3-21
2nd	05:17	UND - A.Estime 5 yd TD RUSH (PAT KICK by S.Shrader GOOD) 8-53 2:55	3-28
2nd	00:15	UND - H.Staes 4 yd TD PASS from S.Hartman (PAT KICK by S.Shrader GOOD) 6-80 0:38	3-35
3rd	01:06	UND - J.Price 40 yd TD PASS from S.Angeli (PAT KICK by S.Shrader GOOD) 7-82 3:28	3-42
3rd	00:19	UND - C.Lewis 33 yd TD INT RETURN (PAT KICK by S.Shrader GOOD)	3-49
4th	07:43	UND - G.Payne 42 yd TD PASS from S.Angeli (PAT KICK by Z.Yoakam GOOD) 7-87 3:34	3-56

**GAME RECAP**

The University of Notre Dame football team moved to 2-0 in 2023 with a dominating 56-3 victory over Tennessee State in Notre Dame Stadium on a warm, sunny late summer day. The contest marked Notre Dame's first game against a Football Championship Subdivision team and one of the nation's Historically Black College or University.

It also is the first time since 1975 that Notre Dame has held its opponents without a touchdown through the season's first two games (the Irish gave up a single field goal in the first two games of '75).

The Irish took control of the game in the second quarter, scoring 28 points to build a 35-3 halftime lead. Sam Hartman played just the first half for Notre Dame, finishing 14-of-17 for 194 yards, two passing touchdowns and one rushing score.

Audric Estimé led the Irish rushing attack with his first 100-yard rushing performance of the year (116) with a five-yard score. Four different Irish players caught touchdown passes from Hartman and Steve Angeli, including Jadarian Price, Gi'Bran Payne, Chris Tyree and Holden Staes.

**Quickie Stats**  
**Notre Dame vs. NC State (Final)**  
**09/09/2023 at Raleigh, North Carolina**



	UND	NCS
Score	45	24
<b>FIRST DOWNS</b>	16	20
<b>RUSHES-YARDS (NET)</b>	37-170	30-84
<b>PASSING-YARDS (NET)</b>	286	260
Passes Att-Comp-Int	24-15-0	48-22-3
<b>TOTAL OFFENSE PLAYS-YARDS</b>	61-456	78-344
Fumble Returns-Yards	0-0	1-0
Punt Returns-Yards	0-0	4-41
Kickoff Returns-Yards	2-45	2-52
Interception Returns-Yards	3-0	0-0
Punts (Number-Avg)	6-50.7	6-40.5
Fumbles-Lost	2-1	3-0
Penalties-Yards	10-82	8-54
Possession Time	32:53	27:07
Third-Down Conversions	5-14	8-19
Fourth-Down Conversions	0-0	0-1
Red-Zone Scores-Chances	3-3	2-3

**Notre Dame**

<b>Rushing</b>	No.	Gain	Loss	Net	TD	Lg	Avg
Estime,Audric	14	136	2	134	2	80	9.6
Price,Jadarian	7	31	0	31	0	11	4.4
Love,Jeremiyah	6	24	0	24	0	7	4

<b>Passing</b>	C-A-I	Yds	TD	Long	Sack
Hartman,Sam	15-24-0	286	4	65	4

<b>Receiving</b>	No.	Yards	TD	Long	Tgt
Staes,Holden	4	115	2	40	5
Greathouse,Jaden	3	15	1	13	3
Tyree,Chris	2	68	0	65	2
Estime,Audric	2	22	0	12	2

<b>Punting</b>	No.	Yds	Avg	Long	In20	TB
McFerson ,Bryce	6	304	50.7	59	0	0

<b>Punt Returns</b>	No.	Yards	TD	Long

<b>Kick Returns</b>	No.	Yards	TD	Long
Price,Jadarian	2	45	0	24

<b>Tackles</b>	UA-A	Total	Sacks	TFL
Harper,Thomas	3-4	7	0	0
Kiser,Jack	3-3	6	0	0
Jean-Baptiste,Javontae	1-4	5	0	0

**NC State**

<b>Rushing</b>	No.	Gain	Loss	Net	TD	Lg	Avg
Houston,Jordan	7	26	0	26	0	13	3.7
Armstrong,Brennan	12	37	11	26	1	9	2.2
Lesane,Keyon	2	12	0	12	0	8	6

<b>Passing</b>	C-A-I	Yds	TD	Long	Sack
Armstrong,Brennan	22-47-3	260	2	38	1
Concepcion,Kevin &quot;KC&quot;	0-1-0	0	0	0	0

<b>Receiving</b>	No.	Yards	TD	Long	Tgt
Concepcion,Kevin &quot;KC&quot;	5	24	0	9	11
Vereen,Juice	4	65	0	22	7
Rooks,Porter	3	31	0	17	5
Lesane,Keyon	2	53	0	38	4

<b>Punting</b>	No.	Yds	Avg	Long	In20	TB
Noonkester,Caden	6	243	40.5	45	4	1

<b>Punt Returns</b>	No.	Yards	TD	Long
Coit,Jalen	4	41	0	15

<b>Kick Returns</b>	No.	Yards	TD	Long
Gray,Julian	2	52	0	27

<b>Tackles</b>	UA-A	Total	Sacks	TFL
Wilson,Payton	4-10	14	0	0.5
Boykin,Devan	3-8	11	0	0.5
Battle,Shyheim	2-3	5	0	0

Qtr	Time	Scoring Play	V-H
1st	03:18	UND - Shrader,Spencer 54 yd FG 12-50 05:51	3-0
2nd	14:32	UND - Estime,Audric 80 yd TD RUSH (PAT Kick by Shrader,Spencer GOOD) 1-80 00:13	10-0
2nd	01:16	NCS - Rozner,Bradley 9 yd TD PASS from Armstrong,Brennan (PAT Kick by Narveson,Brayden GOOD) 7-62 01:03	10-7
2nd	00:40	UND - Greathouse,Jaden 13 yd TD PASS from Hartman,Sam (PAT Kick by Shrader,Spencer GOOD) 3-78 00:30	17-7
3rd	07:27	NCS - Narveson,Brayden 49 yd FG 5-33 01:15	17-10
3rd	05:50	UND - Staes,Holden 40 yd TD PASS from Hartman,Sam (PAT Kick by Shrader,Spencer GOOD) 3-76 01:30	24-10
3rd	02:55	NCS - Armstrong,Brennan 1 yd TD RUSH (PAT Kick by Narveson,Brayden GOOD) 7-75 02:55	24-17
4th	11:38	UND - Sherwood,Davis 10 yd TD PASS from Hartman,Sam (PAT Kick by Shrader,Spencer GOOD) 5-33 02:43	31-17
4th	10:42	UND - Estime,Audric 7 yd TD RUSH (PAT Kick by Shrader,Spencer GOOD) 3-16 00:36	38-17
4th	04:35	UND - Staes,Holden 35 yd TD PASS from Hartman,Sam (PAT Kick by Shrader,Spencer GOOD) 5-54 03:03	45-17
4th	02:03	NCS - Collins,Dacari 23 yd TD PASS from Armstrong,Brennan (PAT Kick by Narveson,Brayden GOOD) 9-65 02:32	45-24

**GAME RECAP**

The University of Notre Dame football team improved to 3-0 in 2023 with its first road-game victory of the season at NC State 38-17 at Carter-Finley Stadium in Raleigh, North Carolina, on Saturday afternoon.

The game was delayed by weather and lightning for close to two hours with the Irish holding a 3-0 lead. The first play once the game was resumed was an 80-yard touchdown run by Audric Estimé to put Notre Dame ahead to stay. NC State cut the lead to seven points in the third quarter, but the Irish defense stepped up with three interceptions and the Irish offense capitalized on the mistakes with three straight touchdowns to put the game away.

Estimé led the Irish rushing attack with a career-high-matching 134 yards on 14 carries with two rushing touchdowns. Sam Hartman posted another great passing performance, finishing 15 of 24 for 286 yards and four touchdowns. Two of those touchdown passes ended up in the hands of sophomore tight end Holden Staes on 35 and 40-yard plays.

The Irish defense, which broke up eight passes in the game, was led by Thomas Harper with seven tackles. Benjamin Morrison, Xavier Watts and DJ Brown all intercepted passes as well.

**Quickie Stats**  
**Central Michigan vs. Notre Dame (Final)**  
**09/16/2023 at Notre Dame, Indiana**



	CMU	UND
Score	17	41
<b>FIRST DOWNS</b>	14	23
<b>RUSHES-YARDS (NET)</b>	34-131	37-236
<b>PASSING-YARDS (NET)</b>	137	342
Passes Att-Comp-Int	20-10-0	28-17-0
<b>TOTAL OFFENSE PLAYS-YARDS</b>	54-268	65-578
Fumble Returns-Yards	0-0	0-0
Punt Returns-Yards	2-7	2-9
Kickoff Returns-Yards	1-17	1-20
Interception Returns-Yards	0-0	0-0
Punts (Number-Avg)	7-50.1	7-49.0
Fumbles-Lost	2-0	0-0
Penalties-Yards	2-20	8-72
Possession Time	29:27	30:33
Third-Down Conversions	3-13	6-13
Fourth-Down Conversions	1-1	2-2
Red-Zone Scores-Chances	3-4	4-4

**Central Michigan**

Rushing	No.	Gain	Loss	Net	TD	Lg	Avg
M.Bailey	12	59	0	59	1	19	4.9
M.Lukes	9	57	1	56	0	25	6.2
J.Bauer	13	38	22	16	1	11	1.2

Passing	C-A-I	Yds	TD	Long	Sack
J.Bauer	10-20-0	137	0	37	2

Receiving	No.	Yards	TD	Long	Tgt	YAC
J.Prewitt III	2	59	0	37	4	39
T.Davis	2	40	0	31	6	4
M.Lukes	2	23	0	16	3	24
M.Bailey	2	7	0	7	2	23

Punting	No.	Yds	Avg	Long	In20	TB
J.Walrath	7	351	50.1	63	4	1

Punt Returns	No.	Yards	TD	Long
J.Wimberly	2	7	0	8

Kick Returns	No.	Yards	TD	Long
M.Lukes	1	17	0	17

Tackles	UA-A	Total	Sacks	TFL
D.Kent	4-2	6	0	0
K.Moretti	4-2	6	0	2
J.Wiliams	3-3	6	0	0

**Notre Dame**

Rushing	No.	Gain	Loss	Net	TD	Lg	Avg
A.Estime	20	176	0	176	1	41	8.8
J.Price	3	18	3	15	0	15	5
G.Payne	3	13	1	12	0	10	4

Passing	C-A-I	Yds	TD	Long	Sack
S.Hartman	16-26-0	330	3	76	0
S.Angeli	1-2-0	12	0	12	0

Receiving	No.	Yards	TD	Long	Tgt	YAC
J.Thomas	4	63	0	39	6	5
R.Flores Jr.	3	60	0	42	6	34
C.Tyree	2	88	1	76	2	44
T.Merriweather	2	81	1	75	3	45

Punting	No.	Yds	Avg	Long	In20	TB
B.McFerson	2	98	49	55	1	0

Punt Returns	No.	Yards	TD	Long
C.Tyree	2	9	0	11

Kick Returns	No.	Yards	TD	Long
D.Ford	1	20	0	20

Tackles	UA-A	Total	Sacks	TFL
J.Kiser	6-4	10	1	1
X.Watts	2-3	5	0	0
R.Mills	5-0	5	0	0

Qtr	Time	Scoring Play	V-H
1st	10:52	UND - T.Merriweather 75 yd TD PASS from S.Hartman (PAT KICK by S.Shrader GOOD) 4-91 2:03	0-7
1st	07:22	CMU - M.Bailey 6 yd TD RUSH (PAT KICK by T.Mattson GOOD) 6-65 3:30	7-7
1st	02:13	UND - A.Estime 17 yd TD RUSH (PAT KICK by S.Shrader GOOD) 11-75 5:09	7-14
2nd	14:17	UND - C.Tyree 76 yd TD PASS from S.Hartman (PAT KICK by S.Shrader GOOD) 3-87 1:18	7-21
2nd	00:17	CMU - J.Bauer 1 yd TD RUSH (PAT KICK by T.Mattson GOOD) 9-83 3:58	14-21
3rd	11:36	UND - S.Hartman 1 yd TD RUSH (PAT KICK by S.Shrader GOOD) 7-74 3:19	14-28
3rd	01:59	CMU - T.Mattson 23 yd FG 12-50 5:37	17-28
3rd	00:30	UND - S.Shrader 50 yd FG 5-43 1:29	17-31
4th	10:07	UND - S.Shrader 31 yd FG 10-47 3:54	17-34
4th	05:45	UND - H.Staes 4 yd TD PASS from S.Hartman (PAT KICK by S.Shrader GOOD) 6-82 2:51	17-41

**GAME RECAP**

The University of Notre Dame football team out-scored Central Michigan 20-3 in the second half to secure its fourth victory of the season, 41-17, on a partly cloudy day at sold-out Notre Dame Stadium (77,622).

The Irish have now scored over 40 points in a program-best five consecutive games dating back to the 2022 Gator Bowl victory over South Carolina to cap last season. The 182 points scored in Notre Dame's first four games this season are the fourth-most in the history of the program.

Sam Hartman led the Irish offensive attack through the air with 330 yards passing and notching his first career 300-yard performance in a Notre Dame uniform. He threw three touchdowns, including a 75-yard strike to Tobias Merriweather and a 76-yard toss to Chris Tyree. He also rushed for a touchdown.

Audric Estimé paced the overall Notre Dame rushing attack with a career-best 176 yards on 20 carries with one touchdown.

Jack Kiser, starting in place of an injured JD Bertrand at linebacker, led the team with a career-best 10 tackles.



**2023-24 Notre Dame Football  
Combined Team Statistics  
All games**

**Team Results**

Date	Opponent		Score	Att.
08/26/2023	vs Navy	W	42-3	49000
09/02/2023	Tennessee St.	W	56-3	77622
09/09/2023	at NC State	W	45-24	56919
09/16/2023	Central Mich.	W	41-17	77622

**Game Records**

Record	Overall	Home	Away	Neutral
ALL GAMES	4-0	2-0	1-0	1-0
CONFERENCE	0-0	0-0	0-0	0-0
NON-CONFERENCE	4-0	2-0	1-0	1-0

**Rushing**

Player	gp	att	gain	loss	net	avg	td	lg	avg/g
Audric Estime	4	63	528	7	521	8.3	5	80	130.3
Jeremiyah Love	4	18	124	5	119	6.6	1	36	29.8
Gi'Bran Payne	4	19	78	2	76	4.0	0	12	19.0
Jadarian Price	4	16	84	8	76	4.8	1	19	19.0
Skip Velotta	3	2	14	0	14	7.0	0	9	4.7
Jayden Thomas	4	1	10	0	10	10.0	0	10	2.5
Devyn Ford	3	2	5	0	5	2.5	0	3	1.7
Chase Ketterer	3	1	3	0	3	3.0	0	3	1.0
Sam Assaf	2	2	3	0	3	1.5	0	2	1.5
Mitchell Evans	3	1	2	0	2	2.0	0	2	0.7
Chris Tyree	4	1	0	2	-2	-2.0	0	0	-0.5
Sam Hartman	4	12	36	43	-7	-0.6	2	16	-1.8
Team	4	1	0	2	-2	-2.0	0	0	-0.5
<b>Total</b>	<b>4</b>	<b>139</b>	<b>887</b>	<b>69</b>	<b>818</b>	<b>5.9</b>	<b>9</b>	<b>80</b>	<b>204.5</b>
<b>Opponents</b>	<b>4</b>	<b>148</b>	<b>526</b>	<b>96</b>	<b>430</b>	<b>2.9</b>	<b>3</b>	<b>25</b>	<b>107.5</b>

**Passing**

Player	gp	effic	comp-att-int	pct	yds	td	lg	avg/g
Sam Hartman	4	217.8	64-90-0	71.1	1061	13	76	265.3
Steve Angeli	4	205.0	10-14-0	71.4	144	2	42	36.0
Kenny Minchey	1	150.4	2-2-0	100.0	12	0	8	12.0
Team	4	0.0	0-1-0	0.0	0	0	0	0.0
<b>Total</b>	<b>4</b>	<b>212.8</b>	<b>76-107-0</b>	<b>71.0</b>	<b>1217</b>	<b>15</b>	<b>76</b>	<b>304.3</b>
<b>Opponents</b>	<b>4</b>	<b>84.7</b>	<b>43-97-5</b>	<b>44.3</b>	<b>507</b>	<b>2</b>	<b>39</b>	<b>126.8</b>

**Receiving**

Player	gp	no.	yds	avg	td	lg	avg/g
Jayden Thomas	4	12	188	15.7	1	39	47.0
Jaden Greathouse	4	10	126	12.6	3	35	31.5
Chris Tyree	4	8	216	27.0	2	76	54.0
Tobias Merriweather	4	6	141	23.5	1	75	35.3
Holden Staes	4	6	123	20.5	4	40	30.8
Rico Flores Jr.	4	6	93	15.5	0	42	23.3
Audric Estime	4	5	55	11.0	0	22	13.8
Mitchell Evans	3	5	63	12.6	0	18	21.0
Gi'Bran Payne	4	4	40	10.0	1	42	10.0
Deion Colzie	4	3	45	15.0	1	25	11.3
Jadarian Price	4	3	60	20.0	1	40	15.0
Devyn Ford	3	2	21	10.5	0	12	7.0
Davis Sherwood	4	2	18	9.0	1	10	4.5
Jeremiyah Love	4	2	15	7.5	0	11	3.8
Matt Salerno	2	1	9	9.0	0	9	4.5
Chase Ketterer	3	1	4	4.0	0	4	1.3
<b>Total</b>	<b>4</b>	<b>76</b>	<b>1217</b>	<b>16.0</b>	<b>15</b>	<b>76</b>	<b>304.3</b>
<b>Opponents</b>	<b>4</b>	<b>43</b>	<b>507</b>	<b>11.8</b>	<b>2</b>	<b>39</b>	<b>126.8</b>

**Team Statistics**

	ND	OPP
<b>First Downs</b>	<b>92</b>	<b>58</b>
Rushing	42	27
Passing	48	20
Penalty	2	11
<b>Rushing Yardage</b>	<b>818</b>	<b>430</b>
Rushing attempts	139	148
Average per rush	5.9	2.9
Average per game	204.5	107.5
TDs Rushing	9	3
<b>Passing Yardage</b>	<b>1217</b>	<b>507</b>
Comp-Att-Int	76-107-0	43-97-5
Average per pass	11.4	5.2
Average per catch	16.0	11.8
Average per game	304.3	126.8
TDs Passing	15	2
<b>Total offense</b>	<b>2035</b>	<b>937</b>
Average per play	8.3	3.8
Average per game	508.8	234.3
<b>Kick returns: #-Yards</b>	<b>6-114</b>	<b>6-157</b>
<b>Punt returns: #-Yards</b>	<b>6-47</b>	<b>6-48</b>
<b>Int returns: #-Yards</b>	<b>5-33</b>	<b>0-0</b>
<b>Fumbles-Lost</b>	<b>5-2</b>	<b>9-0</b>
<b>Penalties-Yards</b>	<b>23-200</b>	<b>18-145</b>
<b>Punts-Avg</b>	<b>10-48.8</b>	<b>23-43.2</b>
<b>Time of possession / game</b>	<b>30:18</b>	<b>29:42</b>
<b>3rd-down conversion</b>	<b>24/44</b>	<b>19/60</b>
<b>4rd-down conversion</b>	<b>3/3</b>	<b>5/7</b>
<b>PAT-attempts</b>	<b>(25-25) 100%</b>	<b>(5-5) 100%</b>
<b>2-point conversion-attempts</b>	<b>(0-0) 0%</b>	<b>(0-0) 0%</b>

**Interceptions**

Player	no.	yds	avg	td	lg
DJ Brown	1	0	0.0	0	0
Ramon Henderson	1	0	0.0	0	0
Xavier Watts	1	0	0.0	0	0
Clarence Lewis	1	33	33.0	1	33
Benjamin Morrison	1	0	0.0	0	0
<b>Total</b>	<b>5</b>	<b>33</b>	<b>6.6</b>	<b>1</b>	<b>33</b>
<b>Opponents</b>	<b>0</b>	<b>0</b>	<b>0.0</b>	<b>0</b>	<b>0</b>



**2023-24 Notre Dame Football  
Combined Team Statistics  
All games**

**Field Goals**

Player	fg	pct.	01-19	20-29	30-39	40-49	50-99	lg	blk
Spencer Shrader	3-6	50.0	0-0	0-0	1-1	0-1	2-4	54	0
<b>Opponents</b>	<b>4-9</b>	<b>44.4</b>	<b>0-0</b>	<b>1-2</b>	<b>2-6</b>	<b>1-1</b>	<b>0-0</b>	<b>49</b>	<b>1</b>

**Scoring**

Player	td	fg	PAT						pts
			kick	rush	rcv	pass	dxp	saf	
Spencer Shrader	-	3-6	24-24	-	-	-	-	-	33
Audric Estime	5	-	-	-	-	-	-	-	30
Holden Staes	4	-	-	-	-	-	-	-	24
Jaden Greathouse	3	-	-	-	-	-	-	-	18
Sam Hartman	2	-	-	-	-	-	-	-	12
Chris Tyree	2	-	-	-	-	-	-	-	12
Jadarian Price	2	-	-	-	-	-	-	-	12
Clarence Lewis	1	-	-	-	-	-	-	-	6
Deion Colzie	1	-	-	-	-	-	-	-	6
Davis Sherwood	1	-	-	-	-	-	-	-	6
Jayden Thomas	1	-	-	-	-	-	-	-	6
Gi'Bran Payne	1	-	-	-	-	-	-	-	6
Tobias Merriweather	1	-	-	-	-	-	-	-	6
Jeremiah Love	1	-	-	-	-	-	-	-	6
Zac Yoakam	-	-	1-1	-	-	-	-	-	1
<b>Total</b>	<b>25</b>	<b>3-6</b>	<b>25-25</b>	<b>0</b>	<b>0</b>	<b>0</b>	<b>0</b>	<b>0</b>	<b>184</b>
<b>Opponents</b>	<b>5</b>	<b>4-9</b>	<b>5-5</b>	<b>0</b>	<b>0</b>	<b>0</b>	<b>0</b>	<b>0</b>	<b>47</b>

**Score by Periods**

Team	1st	2nd	3rd	4th	OT	TOT
Notre Dame	38	63	38	45	0	184
Opponents	10	14	13	10	0	47

**Punting**

Player	no.	yds	avg	lg	tb	fc	i20	50+	blk
Bryce McFerson	10	488	48.8	59	1	2	1	6	0
<b>Total</b>	<b>10</b>	<b>488</b>	<b>48.8</b>	<b>59</b>	<b>1</b>	<b>2</b>	<b>1</b>	<b>6</b>	<b>0</b>
<b>Opponents</b>	<b>23</b>	<b>994</b>	<b>43.2</b>	<b>63</b>	<b>2</b>	<b>7</b>	<b>11</b>	<b>3</b>	<b>0</b>

**Punt Returns**

Player	no.	yds	avg	td	lg
Chris Tyree	4	26	6.5	0	11
Matt Salerno	2	21	10.5	0	15
<b>Total</b>	<b>6</b>	<b>47</b>	<b>7.8</b>	<b>0</b>	<b>15</b>
<b>Opponents</b>	<b>6</b>	<b>48</b>	<b>8.0</b>	<b>0</b>	<b>15</b>

**Kick Returns**

Player	no.	yds	avg	td	lg
Devyn Ford	2	28	14.0	0	20
Gi'Bran Payne	2	41	20.5	0	24
Jadarian Price	2	45	22.5	0	24
<b>Total</b>	<b>6</b>	<b>114</b>	<b>19.0</b>	<b>0</b>	<b>24</b>
<b>Opponents</b>	<b>6</b>	<b>157</b>	<b>26.2</b>	<b>0</b>	<b>58</b>

**All Purpose**

Player	g	rush	rcv	pr	kr	ir	total	avg/g
Audric Estime	4	521	55	0	0	0	576	144.0
Chris Tyree	4	-2	216	26	0	0	240	60.0
Jayden Thomas	4	10	188	0	0	0	198	49.5
Jadarian Price	4	76	60	0	45	0	181	45.3
Gi'Bran Payne	4	76	40	0	41	0	157	39.3
Tobias Merriweather	4	0	141	0	0	0	141	35.3
Jeremiah Love	4	119	15	0	0	0	134	33.5
Jaden Greathouse	4	0	126	0	0	0	126	31.5
Holden Staes	4	0	123	0	0	0	123	30.8
Rico Flores Jr.	4	0	93	0	0	0	93	23.3
Mitchell Evans	3	2	63	0	0	0	65	21.7
Devyn Ford	3	5	21	0	28	0	54	18.0
Deion Colzie	4	0	45	0	0	0	45	11.3
Clarence Lewis	4	0	0	0	0	33	33	8.3
Matt Salerno	2	0	9	21	0	0	30	15.0
Davis Sherwood	4	0	18	0	0	0	18	4.5
Skip Velotta	3	14	0	0	0	0	14	4.7
Chase Ketterer	3	3	4	0	0	0	7	2.3
Sam Assaf	2	3	0	0	0	0	3	1.5
Sam Hartman	4	-7	0	0	0	0	-7	-1.8
<b>Total</b>	<b>4</b>	<b>818</b>	<b>1217</b>	<b>47</b>	<b>114</b>	<b>33</b>	<b>2229</b>	<b>557.3</b>
<b>Opponents</b>	<b>4</b>	<b>430</b>	<b>507</b>	<b>48</b>	<b>157</b>	<b>0</b>	<b>1142</b>	<b>285.5</b>

**Total Offense**

Player	g	plays	rush	pass	total	avg/g
Sam Hartman	4	102	-7	1061	1054	263.5
Audric Estime	4	63	521	0	521	130.3
Steve Angeli	4	14	0	144	144	36.0
Jeremiah Love	4	18	119	0	119	29.8
Gi'Bran Payne	4	19	76	0	76	19.0
Jadarian Price	4	16	76	0	76	19.0
Skip Velotta	3	2	14	0	14	4.7
Kenny Minchey	1	2	0	12	12	12.0
Jayden Thomas	4	1	10	0	10	2.5
Devyn Ford	3	2	5	0	5	1.7
Chase Ketterer	3	1	3	0	3	1.0
Sam Assaf	2	2	3	0	3	1.5
Mitchell Evans	3	1	2	0	2	0.7
Chris Tyree	4	1	-2	0	-2	-0.5
<b>Total</b>	<b>4</b>	<b>246</b>	<b>818</b>	<b>1217</b>	<b>2035</b>	<b>508.8</b>
<b>Opponents</b>	<b>4</b>	<b>245</b>	<b>430</b>	<b>507</b>	<b>937</b>	<b>234.3</b>



**2023-24 Notre Dame Football  
Combined Team Statistics  
All games**

Page 3/3  
as of Sep 18, 2023

##	Player	gp	Tackles				Sacks	Pass defense			Fumbles		blkd	
			ua	a	tot	tfl/yds		no-yds	int-yds	brup	qbh	fr-yds	ff	kick
24	Jack Kiser	4	17	9	26	1-12	1-12	.	.	2	.	1	.	.
8	Marist Liufau	4	10	7	17	1-2	.	.	.	2	.	1	.	.
56	Howard Cross III	4	8	8	16	.	.	.	1	1	.	.	.	.
1	Javontae Jean-Baptiste	4	7	8	15	2-3	.	.	.	4	.	.	.	.
13	Thomas Harper	4	8	7	15	2-13	1-10	.	2	1	.	1	.	.
0	Xavier Watts	4	7	7	14	.	.	1-0	3	.	.	.	.	.
27	JD Bertrand	3	7	6	13	1-2	.	.	1	3	.	.	.	.
99	Rylie Mills	4	8	3	11	1-10	1-10	.	.	2	.	.	.	.
47	Jason Onye	4	8	3	11	.	.	.	.	.	.	.	1	.
2	DJ Brown	3	7	2	9	.	.	1-0	.	.	.	.	.	.
12	Jordan Botelho	4	7	2	9	1-5	1-5	.	.	1	.	.	.	.
41	Donovan Hinish	4	3	5	8	1-7	1-7	.	.	.	.	.	.	.
31	Nana Osafo-Mensah	4	4	3	7	1-24	.	.	.	1	.	.	.	.
20	Benjamin Morrison	4	6	1	7	1-1	.	1-0	2	.	.	.	.	.
40	Joshua Burnham	4	4	3	7	2-12	1-9	.	.	2	.	.	.	.
4	Antonio Carter II	4	6	.	6	.	.	.	.	.	.	1	.	.
44	Junior Tuihalamaka	4	4	2	6	.	.	.	.	.	.	.	.	.
5	Cam Hart	4	3	2	5	2-14	.	.	3	.	.	1	.	.
11	Ramon Henderson	4	5	.	5	.	.	1-0	1	1	.	1	.	.
3	Jaylen Sneed	4	1	4	5	.	.	.	.	2	.	.	.	.
92	Aidan Keanaaina	3	2	1	3	1-1	.	.	.	.	.	.	.	.
7	Jaden Mickey	4	3	.	3	.	.	.	.	.	.	.	.	.
23	Jaiden Ausberry	3	2	1	3	.	.	.	.	.	.	.	.	.
29	Christian Gray	4	3	.	3	.	.	.	1	.	.	.	.	.
6	Clarence Lewis	4	1	1	2	.	.	1-33	1	.	.	.	.	.
34	Drayk Bowen	3	2	.	2	.	.	.	.	.	.	1	.	.
4	Chris Tyree	4	.	1	1	.	.	.	.	.	.	.	.	.
30	Skip Velotta	3	.	1	1	.	.	.	.	.	.	.	.	.
97	Gabriel Rubio	1	1	.	1	.	.	.	.	.	.	.	.	.
95	Tyson Ford	1	.	1	1	.	.	.	.	.	.	.	.	.
22	Ben Minich	1	1	.	1	.	.	.	.	.	.	.	.	.
17	Brenan Vernon	1	.	1	1	.	.	.	.	.	.	.	.	.
25	Preston Zinter	1	.	1	1	.	.	.	.	1	.	.	.	.
<b>Totals</b>		<b>4</b>	<b>145</b>	<b>90</b>	<b>235</b>	<b>17-106</b>	<b>6-53</b>	<b>5-33</b>	<b>15</b>	<b>23</b>	<b>0-0</b>	<b>7</b>	<b>1</b>	<b>0</b>
Opponents		4	144	92	236	15-70	4-43	0-0	3	8	2-0	4	0	0





**2023-24 Notre Dame Football  
Team Game-by-Game Comparison  
All games**

Page 1/1  
as of Sep 18, 2023

Opponent	Score	Total	First Downs			Rushing Number-Yards	Passing		Total Offense Plays-Yards	Return Yards	Turn- Overs
			Rush	Pass	Pen		Comp-Att.-Int	Yards			
Navy	42-3	27 / 12	13 / 11	13 / 1	1 / 0	32-191 / 48-126	20-25-0 / 3-7-0	253 / 43	57-444 / 55-169	52 / 12	0 / 0
Tennessee St.	56-3	26 / 12	10 / 5	15 / 4	1 / 3	33-221 / 36-89	24-30-0 / 8-22-2	336 / 67	63-557 / 58-156	68 / 76	1 / 2
NC State	45-24	16 / 20	6 / 5	10 / 10	0 / 5	37-170 / 30-84	15-24-0 / 22-48-3	286 / 260	61-456 / 78-344	45 / 93	1 / 3
Central Mich.	41-17	23 / 14	13 / 6	10 / 5	0 / 3	37-236 / 34-131	17-28-0 / 10-20-0	342 / 137	65-578 / 54-268	29 / 24	0 / 0
<b>Totals</b>	<b>184-47</b>	<b>92 / 58</b>	<b>42 / 27</b>	<b>48 / 20</b>	<b>2 / 11</b>	<b>139-818 / 148-430</b>	<b>76-107-0 / 43-97-5</b>	<b>1217 / 507</b>	<b>246-2035 / 245-937</b>	<b>194 / 205</b>	<b>2 / 5</b>

Opponents	3rd Down Conversion	4th Down Conversion	Time of Possession	TOP Margin	Avg Yds/Rush	Avg Yds/Pass	Avg Yds/Play	Punting Number-Avg	Penalties Number-Yards	Sacks
Navy	5-7 / 4-14	1-1 / 3-4	26:46 / 33:14	-06:28	6.0 / 2.6	10.1 / 6.1	7.8 / 3.1	0-0.0 / 4-39.8	1-10.0 / 3-26.0	2 / 0
Tennessee St.	9-11 / 4-14	0-0 / 1-1	30:59 / 29:01	01:58	6.7 / 2.5	11.2 / 3.0	8.8 / 2.7	2-43.0 / 6-40.2	4-36.0 / 5-45.0	1 / 0
NC State	5-14 / 8-19	0-0 / 0-1	32:53 / 27:07	05:46	4.6 / 2.8	11.9 / 5.4	7.5 / 4.4	6-50.7 / 6-40.5	10-82.0 / 8-54.0	1 / 4
Central Mich.	5-12 / 3-13	2-2 / 1-1	30:33 / 29:27	01:06	6.4 / 3.9	12.2 / 6.9	8.9 / 5.0	2-49.0 / 7-50.1	8-72.0 / 2-20.0	2 / 0
<b>Totals</b>	<b>24-44 / 19-60</b>	<b>3-3 / 5-7</b>	<b>121:11 / 118:49</b>	<b>02:22</b>	<b>5.9 / 2.9</b>	<b>11.4 / 5.2</b>	<b>8.3 / 3.8</b>	<b>10-48.8 / 23-43.2</b>	<b>23-200.0 / 18-145.0</b>	<b>6 / 4</b>

Note: Game totals are displayed in the format TEAM/OPPONENT for each category