



# NOTRE DAME VOLLEYBALL

[f /NDVolleyball](#)  
[t @NDVolleyball](#)  
[i @NDVBall](#)

## 2023 SCHEDULE

|          |           |                             |              |
|----------|-----------|-----------------------------|--------------|
| Aug. 25  | Friday    | vs. Wichita State (neutral) | W 3-2        |
| Aug. 26  | Saturday  | @ Texas Tech                | L 1-3        |
| Sept. 1  | Friday    | @ Villanova                 | W 3-0        |
| Sept. 2  | Saturday  | vs. Santa Clara (neutral)   | L 2-3        |
| Sept. 7  | Thursday  | vs. Illinois                | W, 3-0       |
| Sept. 9  | Saturday  | vs. Oklahoma                | W, 3-2       |
| Sept. 15 | Friday    | vs. Toledo                  | W, 3-1       |
| Sept. 17 | Sunday    | @ Toledo                    | W, 3-0       |
| Sept. 22 | Friday    | vs. Boston College          | W, 3-2       |
| Sept. 24 | Sunday    | vs. Syracuse                | W, 3-0       |
| Sept. 27 | Wednesday | vs. Louisville              | L, 0-3       |
| Sept. 29 | Friday    | @ NC State                  | L, 0-3       |
| Oct. 6   | Friday    | @ Duke                      | 6:30 p.m. ET |
| Oct. 8   | Sunday    | @ North Carolina            | 1 p.m. ET    |
| Oct. 13  | Friday    | vs. Virginia                | 6:30 p.m. ET |
| Oct. 15  | Sunday    | vs. Pitt                    | 1 p.m. ET    |
| Oct. 20  | Friday    | @ Virginia Tech             | 6 p.m. ET    |
| Oct. 22  | Sunday    | @ Wake Forest               | 12 p.m. ET   |
| Oct. 27  | Friday    | vs. Miami                   | 6:30 p.m. ET |
| Oct. 29  | Sunday    | vs. Florida State           | 1 p.m. ET    |
| Nov. 3   | Friday    | @ Clemson                   | 7 p.m. ET    |
| Nov. 5   | Sunday    | @ Georgia Tech              | 1 p.m. ET    |
| Nov. 10  | Friday    | vs. Clemson                 | 6:30 p.m. ET |
| Nov. 12  | Sunday    | @ Virginia                  | 1 p.m. ET    |
| Nov. 17  | Friday    | vs. Wake Forest             | 6:30 p.m. ET |
| Nov. 25  | Saturday  | @ Florida State             | 2 p.m. ET    |

## ACC PLAY



**NOTRE DAME**  
**Fighting Irish**  
Notre Dame, IN  
ACC  
Salima Rockwell  
8-4 (2-2 ACC)



**DUKE**  
**Blue Devils**  
Durham, NC  
ACC  
Jolene Nagel  
10-5 (1-3 ACC)



**NORTH CAROLINA**  
**Tar Heels**  
Chapel Hill, NC  
ACC  
Mike Schall  
7-6 (1-3 ACC)

## BY THE NUMBERS: NOTRE DAME

|             |  |
|-------------|--|
| <b>1</b>    | Head Coach Salima Rockwell captured her first win at Notre Dame last season in the victory over Milwaukee on August 28 in Purcell Pavilion.                                |
| <b>1.14</b> | Lauren Tarnoff is ninth in the conference averaging 1.14 blocks per set as she's recorded 32 blocks this season.   |
| <b>2</b>    | Phyona Schrader led the ACC with two triple-doubles and finished second in the conference with 17 double-doubles in the 2022 season.                                       |
| <b>4.17</b> | Palazzolo is leading the ACC with 4.17 kills per set this season and is also leading the conference with 4.84 points per set.  |
| <b>5</b>    | The Irish introduce five new freshmen to the 2023 squad.   |
| <b>7</b>    | Salima Rockwell became the seventh head coach of the Fighting Irish on January 6, 2022.  |
| <b>9.74</b> | Nicole Drewnick is fourth in the ACC with an average of 9.74 assists per set.  |
| <b>15</b>   | Lauren Tarnoff led the way for the Irish with 15 solo blocks and was second on the team with 80 blocks in the 2022 season.   |
| <b>17</b>   | Freshman Ava Lange recorded a career-high 17 kills in the win over Boston College at home on Friday, Sept. 22.   |
| <b>25</b>   | Junior Sydney Palazzolo matched her career-high as she recorded 25 kills in the five set win over Oklahoma.  |
| <b>108</b>  | Both Hattie Monson and Phyona Schrader are the only returners who appeared in all 108 sets last season.  |
| <b>192</b>  | Palazzolo is third in the conference with 192 kills so far this season.  |
| <b>252</b>  | Lucy Trump led the Irish with 252 kills in her freshman campaign last season.  |
| <b>479</b>  | Avery Ross finished second on the team last season with 227 kills. The duo of freshmen outside hitters tallied a combined 479 kills in their first year in Irish uniforms. |



## FIGHTING IRISH MEDIA/ATHLETICS COMMUNICATIONS

Assistant Director/Volleyball Contact ..... Alyson Prigge  
Cell ..... (419) 591-9329  
Email ..... aprigge@nd.edu  
Athletics Web Site ..... FightingIrish.com  
Athletics Twitter ..... @FightingIrish  
Athletics Facebook ..... FightingIrish  
Athletics Instagram ..... @TheFightingIrish  
Tickets ..... FightingIrish.com/BuyTickets



**A WEEK IN REVIEW**

- The Notre Dame Fighting Irish fell to No. 5 Louisville in Purcell Pavilion on Wednesday, Sept. 27 and NC State on the road on Friday, Sept. 29.
- The Cardinals defeated the Irish 12-25, 18-25 and 16-25 in the Irish's first ACC loss of the season.
- Lucy Trump led the Irish with seven kills and chipped in four blocks. Charity McDowell also recorded a team-best five blocks.
- On Friday, the Irish fell 18-25, 15-25, and 23-25 to the NC State Wolfpack on the road.
- Sydney Palazzolo led the Irish with 14 kills and three blocks.

**HISTORY VS. DUKE**

- This will be the 22nd meeting between the Fighting Irish and Duke Blue Devils as Duke leads the series at 11-10.
- The Irish fell in last season's match up on Oct. 30, 2022, where Notre Dame fell in five sets at home (25-19, 25-17, 18-25, 16-25, 8-15).
- Lucy Trump led the Irish with 18 kills, followed by Paris Thompson with 10 kills. Charity McDowell and Phyona Schrader each chipped in four blocks a piece for the Irish.
- Notre Dame's longest winning streak was from 1988-2006, where the Irish won five straight against the Blue Devils.

**HISTORY VS. NORTH CAROLINA**

- This will be the 18th meeting between the Fighting Irish and Tar Heels with Notre Dame leading the overall series 9-8.
- The Irish have won four of the last six match ups and won the last road match up as the Irish took down UNC in three sets on Nov. 15, 2021 (25-22, 25-20, 25-21) in Chapel Hill.
- Notre Dame swept the the Tar Heels in three straight matches from 2017-2019.
- Notre Dame fell in the last match against UNC as the Tar Heels came to South Bend on Friday, Nov. 4, 2022. The Irish fell 19-25, 16-25, 22-25.
- Lucy Trump recorded a team-high 10 kills, followed by Paris Thompson with nine.

**2023 QUICK FACTS**

**UNIVERSITY INFORMATION**

|  |                                     |
|--|-------------------------------------|
| Location                                     | Notre Dame, Indiana, 46556          |
| University Founded                           | 1842                                |
| Enrollment                                   | 8,874 (undergraduate), 12,809 total |
| Nickname                                     | Fighting Irish                      |
| Colors                                       | Blue and Gold                       |
| University President                         | Rev. John I. Jenkins, C.S.C.        |
| University Vice President/Athletics Director | Jack Swarbrick                      |
| NCAA Faculty Representative                  | Patricia Bellia                     |
| Volleyball Administrator                     | Missy Conboy                        |

**TEAM INFORMATION**

|                                       |  |
|---------------------------------------|--|
| Head Coach                            | Salima Rockwell (Penn State '94)             |
| Career Record                         | 18-22 (2nd season)                           |
| Notre Dame Record                     | 18-22 / .450 (2nd season)                    |
| Associate Head Coach                  | Sara Matthews (Kansas '02)                   |
| Associate Head Coach                  | Craig Dyer (Susquehanna '95)                 |
| Assistant Coach/Technical Coordinator | Paul Koncir (George Mason '99)               |
| Operations Specialist                 | Mackenzie Keenan (West Virginia '15)         |
| Conference                            | Atlantic Coast                               |
| Home Arena (Capacity)                 | Purcell Pavilion at the Joyce Center (9,149) |
| Starters Returning/Lost               | 6/1  |
| Newcomers                             | 7  |
| 2023 Record                           | 8-4  |
| 2023 ACC Record                       | 2-2  |
| First Season                          | 1980   |
| Full Seasons                          | 43   |
| All-Time Record                       | 835-541 (.607)                               |
| NCAA Appearances/Record               | 21/15-21                                     |
| First/Last NCAA Appearance            | 1988 / 2020                                  |
| ACC Member                            | 2013 - present                               |
| ACC Regular Season                    | 101-105 (.490)                               |



## MEET THE TRANSFERS

- Two transfers join the Irish for the 2023 season. Sydney Palazzolo enters into her junior season after spending freshman and sophomore year at High Point. Nicole Drewnick is a graduate transfer hailing from Georgia Tech.
- Palazzolo had a decorated two seasons in North Carolina, earning a plethora of awards at High Point.
- Last season, Palazzolo earned Big South Player of the Year and Big South First Team All-Conference honors and was named the Big South All-Tournament MVP. She was recognized as an AVCA Honorable Mention All-Region player and an AVCA Honorable Mention All-American. She was also tabbed as the Big South Player of the Week three times.
- Palazzolo finished her sophomore season with a team-best 443 kills, 321 digs, 27 blocks, and led the conference with 42 service aces.
- Not only was she recognized as the Big South Freshman of the Year in 2021, but she was also named to the Big South All-Conference Second Team and All-Freshman Team.
- While Drewnick spent her freshman season at Nebraska, she most recently has spent the last two seasons with Georgia Tech Yellow Jackets.
- Drewnick appeared in 20 matches and 43 sets last season with the Yellow Jackets and finished the season with 99 assists and 16 digs.

## MEET THE FRESHMEN

- Five freshmen join the Irish for the 2023 season. Freshmen additions include Alyssa Manitzas, Lily Fenton, Logan Brannan, Olivia Maulding, and Ava Lange.
- Manitzas was a part of the Under Armour All-American game and was also named the 2021 Prep Dig Top Libero in Texas. The San Antonio, TX native is the all-time dig leader at Cornerstone Christian High School.
- Fenton was a First Team All-Conference and All-District player out of Latrobe, PA. Fenton was a three-year captain and was the Greater Latrobe High School program all-time assist leader.
- Brannan hails from Lake Travis High School in Austin, TX and was a First Team All-District and TGCA All-State honoree.
- A graduate of La Salle Prep, Maulding was named the 2022 Northwest Oregon Co-player of the Year, while also being named to the 2022 Oregon State Championship All-Tournament Team. Maulding was recognized as the 2022 Volleyball Magazine Top Performer in Oregon.
- Lange was a nationally recognized four star player out of Playa Del Rey, CA, who was named to the AVCA All-America Watch List and played in the 2022 USAV Girls 17's Junior National Championship.

## RETURNERS

- The Irish return six rising sophomore, a pair of rising juniors, and a trio of rising seniors.
- Sophomores Lucy Trump and Avery Ross were offensive power houses for the Irish last season as both outside hitters led Notre Dame in their first years in an Irish uniform. Trump led the way with 252 kills, followed by Ross with 227 kills.
- Juniors Phyona Schrader and Paris Thompson return for their third seasons at Notre Dame. Thompson returns after tallying 148 kills and 71 digs across 63 sets last season.
- Schrader led the Irish last season with 877 assists and was second on the team with 333 digs. The setter also led the ACC with two triple-doubles and finished second in the conference with 17 double-doubles.
- Hattie Monson, Lauren Tarnoff, and Charity McDowell are rising seniors for the Irish after playing in a combined 259 sets as a class last season.
- Monson played in all 108 sets for the Irish as the libero recorded 453

digs in her junior campaign, while also surpassing the 1,000 career digs mark. She heads into her senior season with 1,163 career digs.

- Both Tarnoff and McDowell return as middle blockers for the Irish as the duo finished with 141 combined blocks; Tarnoff was second on the team with 80 blocks and McDowell was third with 61. Tarnoff also led the Irish with a team-best 15 solo blocks.

## SALIMA ROCKWELL

- Salima Rockwell heads into her second year at the helm of the program after finishing year one with a record of 10-18.
- Rockwell, a four-time national champion coach and three-time All-American, is the seventh head coach in Notre Dame volleyball history.
- For the past three years, Rockwell has served as a color commentator for ESPN, Fox Sports, Big Ten Network and CBS Sports.
- Rockwell spent nine years coaching at her alma mater, Penn State University, holding titles of associate head coach, assistant coach and director of operations over two different stints in Happy Valley (2006-2009 and 2015-17).
- As a student-athlete, Rockwell was a three-time All-American setter, was named to the NCAA Championship All-Tournament team, helped guide the Nittany Lions to an NCAA Championship runner-up finish, was four-time All-Big Ten honoree, and led Penn State to Big Ten championships in 1992 and 1993.
- Rockwell's name is peppered throughout the legendary Penn State record books – ranking sixth all-time on the program's career assists list (5,455) and eighth on the career digs chart (1,278). She is an inductee into the Pennsylvania Volleyball Coaches Hall of Fame.
- Between her two coaching tours at Penn State, Rockwell also spent five seasons (2009-2013) at the University of Texas. While in Austin, she helped lead the Longhorns to the 2012 National Championship title, its first in almost 25 years.

## YEAR TWO WITH THE STAFF

- Sara Matthews and Craig Dyer return as associate head coaches for the Irish for their second year with the program.
- Matthews, a standout player at James Madison and Kansas, came to South Bend after spending the past five seasons as the head coach at the University of Delaware.
- Dyer joined the program after spending the past four seasons at Creighton, with previous stops at Penn State, Pittsburgh, Marquette, Seton Hall and Rutgers. He's worked with several All-Americans during his time at Creighton and was part of the 2019 BIG EAST Coaching Staff of the Year.
- Paul Koncir joined as a video and data analytics technical coordinator for his first season with the Irish in 2022 and was promoted to assistant coach ahead of the 2023 season.
- Koncir joins the Notre Dame Volleyball family after spending the past two seasons with the Michigan State Spartans as an associate head coach. Prior to MSU, Koncir had spent eight seasons with Indiana.
- Mackenzie Keenan is in her second year as the operations specialist for the Irish. Keenan joined the program after spending nearly the past seven seasons at Texas Christian University. She worked as the TCU volleyball director of volleyball operations after having spent time as the volleyball graduate assistant.



**2023 NOTRE DAME VOLLEYBALL NUMERICAL ROSTER**

| NO. | NAME             | POS. | HT.  | YR. | HOMETOWN / HIGH SCHOOL                     |
|-----|------------------|------|------|-----|--|
| 1   | Alyssa Manitzas  | DS/L | 5-0  | FR  | San Antonio, TX/ Cornerstone Christian     |
| 2   | Maisie Alexander | DS/L | 5-4  | SO  | Portland, OR/Jesuit                        |
| 3   | Avery Ross       | OH   | 5-9  | SO  | Pendleton, IN/Pendleton Heights            |
| 4   | Lily Fenton      | S    | 5-7  | FR  | Latrobe, PA/Greater Latrobe                |
| 5   | Cailey Dockery   | DS/L | 5-8  | SO  | Murphy, NC/Murphy                          |
| 6   | Harmony Sample   | S    | 5-11 | SO  | Lewisville, TX/Hebron                      |
| 7   | Lucy Trump       | OH   | 6-0  | SO  | Florence, KY/ Larry A. Ryle High           |
| 8   | Hattie Monson    | DS/L | 5-6  | SR  | Lisle, IL/Benet Academy                    |
| 9   | Logan Brannan    | OH   | 6-2  | FR  | Austin, TX/Lake Travis                     |
| 10  | Bella Tehrani    | MB   | 6-3  | SO  | Hamilton, Ontario, Canada/ St. Thomas More |
| 12  | Sydney Palazzolo | OH   | 6-3  | JR  | Shelby Township, MI/Eisenhower             |
| 14  | Lauren Tarnoff   | MB   | 6-2  | SR  | Huntington Brach, CA/Mater Dei             |
| 15  | Olivia Maulding  | MB   | 6-2  | FR  | Canby, OR/La Salle Prep                    |
| 18  | Charity McDowell | MB   | 6-0  | SR  | Indianapolis, IN/Lawrence North            |
| 19  | Phyona Schrader  | S    | 6-0  | SO  | Ankeny, IA/Ankeny                          |
| 20  | Paris Thompson   | OH   | 6-1  | SO  | Fort Myers, FL/Fort Myers High School      |
| 22  | Ava Lange        | OH   | 6-3  | FR  | Playa Del Rey, CA/Harvard-Westlake         |
| 25  | Nicole Drewnick  | S    | 6-1  | GR  | Dallas, TX/ Hebron                         |

**2023 NOTRE DAME VOLLEYBALL ALPHABETICAL ROSTER**

| NO. | NAME             | POS. | HT.  | YR. | HOMETOWN / HIGH SCHOOL                     |
|-----|------------------|------|------|-----|--|
| 2   | Maisie Alexander | DS/L | 5-4  | SO  | Portland, OR/Jesuit                        |
| 9   | Logan Brannan    | OH   | 6-2  | FR  | Austin, TX/Lake Travis                     |
| 5   | Cailey Dockery   | DS/L | 5-8  | FR  | Murphy, NC/Murphy                          |
| 18  | Charity McDowell | MB   | 6-0  | SO  | Indianapolis, IN/Lawrence North            |
| 25  | Nicole Drewnick  | S    | 6-1  | GR  | Dallas, TX/ Hebron                         |
| 4   | Lily Fenton      | S    | 5-7  | FR  | Latrobe, PA/Greater Latrobe                |
| 22  | Ava Lange        | OH   | 6-3  | FR  | Playa Del Rey, CA/Harvard-Westlake         |
| 1   | Alyssa Manitzas  | DS/L | 5-0  | FR  | San Antonio, TX/ Cornerstone Christian     |
| 15  | Olivia Maulding  | MB   | 6-2  | FR  | Canby, OR/La Salle Prep                    |
| 8   | Hattie Monson    | DS/L | 5-6  | JR  | Lisle, IL/Benet Academy                    |
| 12  | Sydney Palazzolo | OH   | 6-3  | JR  | Shelby Township, MI/Eisenhower             |
| 3   | Avery Ross       | OH   | 5-9  | FR  | Pendleton, IN/Pendleton Heights            |
| 6   | Harmony Sample   | S    | 5-11 | FR  | Lewisville, TX/Hebron                      |
| 19  | Phyona Schrader  | S    | 6-0  | SO  | Ankeny, IA/Ankeny                          |
| 14  | Lauren Tarnoff   | MB   | 6-2  | JR  | Huntington Brach, CA/Mater Dei             |
| 10  | Bella Tehrani    | MB   | 6-3  | FR  | Hamilton, Ontario, Canada/ St. Thomas More |
| 20  | Paris Thompson   | OH   | 6-1  | SO  | Fort Myers, FL/Fort Myers High School      |
| 7   | Lucy Trump       | OH   | 6-0  | FR  | Florence, KY/ Larry A. Ryle High           |

**2023-24 NOTRE DAME VOLLEYBALL COACHING STAFF**

|                                       |                  |                   |
|---------------------------------------|------------------|-------------------|
| Head Coach                            | Salima Rockwell  | Penn State '94'   |
| Associate Head Coach                  | Sara Matthews    | Kansas '02        |
| Associate Head Coach                  | Craig Dyer       | Susquehanna '95   |
| Assistant Coach/Technical Coordinator | Paul Koncir      | George Mason '99  |
| Director of Operations                | Mackenzie Keenan | West Virginia '15 |

**PRONUNCIATION GUIDE**

|                       |              |
|-----------------------|--------------|
| Phyona Schrader ..... | FEE-oh-na    |
| Cailey Dockery.....   | KAY-lee      |
| Bella Tehrani .....   | Tay-ron-NEE  |
| Alyssa Manitzas.....  | Ma-NEAT-zis  |
| Sydney Palazzolo..... | Pa-la-zo-low |
| Ava Lange.....        | LANG         |

# 2023 NOTRE DAME VOLLEYBALL TEAM



**#1 Alyssa Manitzas**  
Fr. | DS/L | San Antonio, TX



**#2 Maisie Alexander**  
So. | DS/L | Portland, OR



**#3 Avery Ross**  
So. | OH | Pendleton, IN



**#4 Lily Fenton**  
Fr. | S | Latrobe, PA



**#5 Cailey Dockery**  
So. | DS/L | Murphy, NC



**#6 Harmony Sample**  
So. | S | Lewisville, TX



**#7 Lucy Trump**  
So. | OH | Florence, KY



**#8 Hattie Monson**  
Sr. | DS/L | Morris, IL



**#9 Logan Brannan**  
Fr. | OH | Austin, TX



**#10 Bella Tehrani**  
So. | MB | Hamilton, Ontario, Canada




**#12 Sydney Palazzolo**  
Jr. | OH | Shelby Township, MI




**#14 Lauren Tarnoff**  
Sr. | MB | Huntington Beach, CA



**#15 Olivia Maulding**  
Fr. | MB | Canby, OR



**#18 Charity McDowell**  
Sr. | MB | Indianapolis, IN




**#19 Phylona Schrader**  
Jr. | S | Ankeny, IA



**#20 Paris Thompson**  
Jr. | OH | Fort Myers, FL



**#22 Ava Lange**  
Fr. | OH | Playa Del Rey, CA



**#25 Nicole Drewnick**  
Gr. | S | Dallas, TX

# 2023 NOTRE DAME VOLLEYBALL STAFF



**HEAD COACH**  
Salima Rockwell



**ASSOCIATE HEAD COACH**  
Sara Matthews



**ASSOCIATE HEAD COACH /  
RECRUITING COORDINATOR**  
Craig Dyer



**ASSISTANT COACH /  
TECHNICAL COORDINATOR**  
Paul Koncir



**OPERATIONS SPECIALIST**  
Mackenzie Keenan



## THE LAST TIME...

## Team

- lost the first set in a win – 9.9.23 - vs. Oklahoma (3-2)
- lost the first two sets in a win – 10.1.21 - at #18 Georgia Tech (3-2)
- down 2-1 in a win – 8.25.23 - vs. Wichita State @ Texas Tech (3-2)
- beat a ranked opponent – 10.1.21 - at #18 Georgia Tech (3-2)
- beat a top-10 opponent – 10.16.20 - vs. #10 Pitt (3-2)
- beat a top-5 opponent – 10.3.20 - vs. #5 Syracuse (3-0)
- played the No. 1 team in the AVCA poll - 9.12.21 - at Texas (L, 1-3)
- defeated ranked teams in back-to-back matches - 2020 - vs. #5 Syracuse (10/3) & vs. #10 Pitt (10/16)
- went on a 10+ point streak - 11.29.19 - vs. Duke (W, 3-1) - 11
- went on a 15+ point streak - 10.28.18 - vs. Boston College (W, 3-1) - 18

## Kills

- 10+ kills by five players – 9.30.16 – vs. Duke (W, 3-1)
- Jemma Yeadon (18), Rebecca Nunge (12), Sam Fry (10), Katie Higgins (10), Sydney Kuhn (10)
- 15+ kills by three players – 11.29.19 – vs. Duke (W, 3-1)
- Charley Niego (20), Caroline Meuth (17), Sydney Bent (16)
- 15+ kills by four players – 12.9.05 – vs. Wisconsin (L, 2-3)
- Mallorie Croal (18), Lauren Kelbley (18), Lauren Brewster (17), Adrianna Stasiuk (15)
- 20+ kills – 9.9.23 - vs. Oklahoma (W, 2-3) - Sydney Palazzolo (25)
- 20+ kills without an error – 9.1.12 – vs. Buffalo (W, 3-0) – Toni Alugbue (21)
- 20+ kills by two players – 11.17.19 – vs. Syracuse (W, 3-1) – Caroline Meuth (21), Charley Niego (20)
- 20+ kills and 20+ digs – 11.29.19 - vs. Duke (W, 3-1) - Charley Niego 20 kills/20 digs
- 25+ kills – 9.9.23 - vs. Oklahoma (W, 2-3) - Sydney Palazzolo (25)
- 25+ kills by two players – 10.13.95 – at Georgia Tech (L, 2-3) – Jenny Birkner (28), Angie Harris (26)
- 30+ kills – 10.29.00 – at Connecticut (W, 3-2) – Christi Girton (31)
- triple-double – 8.28.22 – vs. Florida State (L, 2-3) – Phyoona Schrader (11 K, 16 D, 39 A)

## Digs

- 10+ digs by five players – 2.18.21 – vs. Valpo (W, 3-2)
- Hattie Monson (27), Charley Niego (21), Kiara Schmidt (20), Zoe Nunez (18), Caroline Meuth (14)
- 10+ digs by six players – 10.1.96 – vs. Ball State (L, 2-3)
- Lindsay Treadwell (19), Angie Harris (13), Jenny Birkner (13), Kristina Ervin (12), Jaimie Lee (12), Mary Leffers (10)
- 10+ digs by seven players – 10.13.92 – vs. Bowling Green (W, 3-2)
- Jessica Fiebelkorn (34), Cynthia May (22), Shannon Tuttle (15), Alicia Turner (14), Brett Hensel (13), Christy Peters (13), Nicole Coates (13) [Notre Dame record]
- 15+ digs by three players – 9.24.21 – vs. Florida State (L, 1-3)
- Charley Niego (23), Hattie Monson (19), Zoe Nunez (17)
- 15+ digs by four players – 9.5.21 – vs. UW Milwaukee (L, 1-3)
- Hattie Monson (18), Charley Niego (16), Zoe Nunez (16), Phyoona Schrader (15)
- 15+ digs by five players – 9.5.92 – vs. Kentucky (W, 3-2)
- Christy Peters (36), Jessica Fiebelkorn (31), Brett Hensel (17), Alicia Turner (17), Cynthia May (16)
- 15+ digs by six players – 11.9.86 – vs. Pittsburgh (W, 3-1)
- Taryn Collins (31), Maureen Shea (23), Kathy Cunningham (19), Zanette Bennett (19), Mollie Merchant (16), Kathleen Morin (15) [Notre Dame record]
- 20+ digs by two players – 2.18.21 – vs. Valpo (W, 3-2)
- Hattie Monson (27), Charley Niego (21), Kiara Schmidt (20)
- 25-29 digs – 10.29.21 – at Duke (L, 2-3) - Hattie Monson (26)
- 25+ digs by two players – 11.5.10 – at Villanova (L, 1-3) – Frenchy Silva (25), Kristen Dealy (34)
- 25+ digs by three players – 9.30.16 – vs. Duke (W, 3-1) – Ryann DeJarld (31), Jemma Yeadon (29), Sydney Kuhn (27)
- 30+ digs – 11.11.18 – at Florida State (L, 2-3) – Ryann DeJarld (30)
- 30+ digs by two players – 9.5.92 – vs. Kentucky (W, 3-2) – Christy Peters (36), Jessica Fiebelkorn (31)
- 35+ digs – 11.3.17 – at Duke (L, 1-3) – Ryann DeJarld (38)
- 40+ digs – 10.14.16 – vs. No. 8 UNC (L, 2-3) – Ryann DeJarld (40)
- 90+ team digs – 2.18.21 – vs. Valpo (W, 3-2) - 116
- 100+ team digs – 2.18.21 – vs. Valpo (W, 3-2) - 116
- 110+ team digs – 2.18.21 – vs. Valpo (W, 3-2) - 116

## Blocks

- 10+ blocks – 10.2.22 – vs. Clemson (L, 2-3) – Charity McDowell (10)
- 10+ blocks by two players – 8.30.07 – vs. Villanova (L, 2-3) – Kellie Sciacca (11), Justine Stremick (11)
- 10+ blocks by three players – 10.13.04 – vs. Illinois State (W, 3-2)
- Lauren Brewster (11), Emily Loomis (11), Adrianna Stasiuk (11), Carolyn Cooper (10)
- 15+ blocks – 10.11.87 – vs. Minnesota (W, 3-1) – Mary Kay Waller (16)
- 4+ solo blocks – 8.30.07 – vs. Villanova (L, 2-3) – Justine Stremick (4)
- 5+ solo blocks – 9.8.90 – vs. Saint Louis (W, 3-2) – Jessica Fiebelkorn (6)
- 20+ team blocks – 10.2.22 – vs. Clemson (L, 2-3) – 21.5
- 25+ team blocks – 10.14.04 – vs. Illinois State (W, 3-2) – 25.5
- 30+ team blocks – 10.13.95 – at Georgia Tech (L, 2-3) – 32

## Aces

- 4 aces – 9.2.23 - vs. Santa Clara @ Villanova (L, 2-3) - Sydney Palazzolo (5)
- 5 aces – 9.2.23 - vs. Santa Clara @ Villanova (L, 2-3) - Sydney Palazzolo (5)
- 6 aces – 8.31.19 – vs. Wright State (L, 2-3) - Sydney Bent (6)
- 7+ aces – 10.20.95 – vs. Syracuse (W, 3-0) - Angie Harris (9)
- 10+ team aces – 9.2.23 - vs. Santa Clara @ Villanova (L, 2-3)
- 15+ team aces – 9.19.04 – at South Carolina (L, 1-3) – 15
- team did not have an ace – 11.22.19 – at Louisville (L, 0-3)

## Hitting Percentage (8+ TA)

- .500+ in a match – 11.12.21 - vs. N.C. State (W, 3-0) - Lindsey Miller (4-0-7, .571)
- .600+ in a match – 4.2.21 - vs. Duke (W, 3-1) - Lindsey Miller (9-0-15, .600)
- .700+ in a match – 3.13.21 - vs. Virginia Tech (W, 3-0) - Hannah Thompson (6-0-8, .750)
- .800+ in a match – 9.22.00 – vs. Wyoming (W, 3-0) – Malinda Goralski (10-0-12, .833)
- .900+ in a match – 10.19.92 – at Evansville (W, 3-0) – Marilyn Cragin (11-0-12, .917)
- team hit over .300 in match longer than three sets – 3.26.21 - vs. Clemson (W, 3-1) - .411 (63-12-124)
- team hit over .400 – 10.8.21 – vs. Syracuse (W, 3-0) - .420 (41-7-81)
- team hit over .400 in match longer than three sets – 3.26.21 - vs. Clemson (W, 3-1) - .411 (63-12-124)
- team hit over .500 – 9.9.11 – vs. Libscomb (W, 3-0) – .549 (52-2-91)
- team hit .500+ in a set – 10.8.21 – vs. Syracuse (W, 3-0) - .519 (16-2-27) - 4th set
- team hit .600+ in a set – 3.13.21 - vs. Virginia Tech (W, 3-0) - .640 (16-0-25) - 3rd set
- team hit .700+ in a set – 10.19.12 - at Georgetown (W, 3-0) - .708 (17-0-24) - 2nd set
- held an opponent under .100 – 11.12.21 – vs. N.C. State (W, 3-0) – .068 (29-21-117)
- held an opponent under .000 – 8.31.18 – vs. Oakland (W, 3-0) – -.009 (19-20-111)
- held an opponent under -.100 – 11.9.01 – vs. St. John's (W, 3-0) – -.101 (23-33-99)

## Assists

- 50+ assists – 9.15.23 - vs. Toledo (W, 3-1) - Nicole Drewnick (50)
- 60+ assists – 9.30.18 - at Georgia Tech (W, 3-2) - Zoe Nunez (64)
- 70+ assists – 11.24.00 – at USC (L, 2-3) – Denise Boylan (70)
- 80+ assists – 10.8.00 – at Pittsburgh (W, 3-1) – Denise Boylan (86)
- 90+ assists – 10.13.95 – at Georgia Tech (L, 2-3) – Carey May (96)
- 20+ assists by two players – 9.19.14 - vs. Morehead St. (W, 3-2) - Maddie Dilfer (24), Hanna Muzzonigro (20)

**BOLD = 25-point, rally scoring era (2008-present)**

**IRISH IN TEAM NATIONAL & ACC RANKINGS**

NCAA Statistics

Notre Dame - 2023-24 Women's Volleyball Ranking Summary thru games 09/28/2023

| Statistic                           | National Rank | Conference Rank | Value | National Leader | Value | Conference Leader | Value |
|-------------------------------------|---------------|-----------------|-------|-----------------|-------|-------------------|-------|
| Aces Per Set (332 ranked)           | 208           | 13              | 1.44  | UCF             | 2.53  | Duke              | 1.87  |
| Assists Per Set (332 ranked)        | 203           | 13              | 11.09 | Eastern Ky.     | 13.70 | Miami (FL)        | 13.30 |
| Blocks Per Set (332 ranked)         | 149           | 11              | 2.06  | Pittsburgh      | 3.19  | Pittsburgh        | 3.19  |
| Digs Per Set (332 ranked)           | 224           | 10              | 13.33 | Rice            | 19.38 | Georgia Tech      | 16.64 |
| Hitting Percentage (331 ranked)     | 173           | 12              | 0.206 | Arizona St.     | 0.343 | Florida St.       | 0.313 |
| Kills Per Set (332 ranked)          | 174           | 13              | 12.33 | Eastern Ky.     | 14.68 | Florida St.       | 14.31 |
| Match W-L Pctg. (328 ranked)        | 60            | 8               | 0.727 | 4 teams tied    | 1.000 | Louisville        | 0.923 |
| Opp Hitting Percentage (332 ranked) | 119           | 9               | 0.191 | Nebraska        | 0.106 | Pittsburgh        | 0.129 |
| Team Assists (332 ranked)           | 270           | 13              | 477   | North Texas     | 802   | Boston College    | 662   |
| Team Attacks Per Set (332 ranked)   | 243           | 10              | 32.65 | Tulsa           | 40.04 | Georgia Tech      | 36.83 |
| Team Digs (332 ranked)              | 278           | 12              | 573   | Oakland         | 1,107 | Boston College    | 822   |
| Team Kills (332 ranked)             | 261           | 13              | 530   | UIC             | 851   | Boston College    | 700   |
| Team Service Aces (332 ranked)      | 270           | 13              | 62    | Bryant          | 137   | Boston College    | 92    |
| Team Total Attacks (332 ranked)     | 289           | 12              | 1,404 | ULM             | 2,433 | Boston College    | 1,868 |
| Team Total Blocks (332 ranked)      | 229           | 13              | 88.5  | SFA             | 171.5 | Pittsburgh        | 137.0 |

**IRISH IN INDIVIDUAL NATIONAL & ACC RANKINGS**

| Statistic                       | Player           | National Rank | Conference Rank | Value | National Leader               | Value | Conference Leader               | Value |
|---------------------------------|------------------|---------------|-----------------|-------|-------------------------------|-------|---------------------------------|-------|
| Aces Per Set (150 ranked)       | Sydney Palazzolo | 34            | 2               | 0.51  | Paige Bartsch, Boise St.      | 0.76  | Bianca Bertolino, Georgia Tech  | 0.64  |
| Assists Per Set (150 ranked)    | Nicole Drewnick  | 50            | 4               | 10.00 | Kami Miner, Stanford          | 11.55 | Savannah Vach, Miami (FL)       | 10.95 |
| Attacks Per Set (150 ranked)    | Sydney Palazzolo | 45            | 2               | 10.70 | Kayley Cassaday, Tulsa        | 15.07 | Angela Grieve, Miami (FL)       | 10.81 |
| Blocks Per Set (299 ranked)     |                  |               |                 |       | Ifenna Cos-Okpalla, Texas A&M | 1.83  | Emma Monks, Pittsburgh          | 1.54  |
| Digs Per Set (150 ranked)       | Hattie Monson    | 127           | 6               | 4.00  | Hope Matschner, Iona          | 6.52  | Iliana Rodriguez, Virginia Tech | 4.75  |
| Hitting Percentage (150 ranked) |                  |               |                 |       | Annamarie Alvarez, UIW        | 0.505 | Khori Louis, Florida St.        | 0.462 |
| Kills Per Set (1463 ranked)     | Sydney Palazzolo | 29            | 1               | 4.14  | Giulia Cardona, Evansville    | 5.67  | Sydney Palazzolo, Notre Dame    | 4.14  |
|                                 | Ava Lange        | 491           | 31              | 2.56  |                               |       |                                 |       |
|                                 | Phyona Schrader  | 915           | 47              | 1.97  |                               |       |                                 |       |
|                                 | Charity McDowell | 1454          | 67              | 1.23  |                               |       |                                 |       |
| Kills SG Highs (0 ranked)       |                  |               |                 |       |                               |       |                                 |       |
| Points (149 ranked)             | Sydney Palazzolo | 86            | 1               | 207.0 | Kayley Cassaday, Tulsa        | 319.0 | Sydney Palazzolo, Notre Dame    | 207.0 |
| Points Per Set (150 ranked)     | Sydney Palazzolo | 27            | 1               | 4.81  | Giulia Cardona, Evansville    | 6.46  | Sydney Palazzolo, Notre Dame    | 4.81  |
| Service Aces (150 ranked)       | Sydney Palazzolo | 91            | 2               | 22    | Paige Bartsch, Boise St.      | 38    | Bianca Bertolino, Georgia Tech  | 27    |
| Total Assists (149 ranked)      | Nicole Drewnick  | 112           | 4               | 430   | Sydney Henry, Kansas City     | 622   | Hanna Borer, Virginia Tech      | 507   |
| Total Attacks (150 ranked)      | Sydney Palazzolo | 143           | 1               | 460   | Kayley Cassaday, Tulsa        | 829   | Sydney Palazzolo, Notre Dame    | 460   |
| Total Blocks (191 ranked)       |                  |               |                 |       | Jiana Lawson, San Jose St.    | 87    | Adria Powell, Clemson           | 73    |
| Total Digs (297 ranked)         | Hattie Monson    | 203           | 9               | 172   | Hope Matschner, Iona          | 352   | Anna Murphy, Boston College     | 255   |
| Total Kills (147 ranked)        | Sydney Palazzolo | 95            | 1               | 178   | Kayley Cassaday, Tulsa        | 299   | Sydney Palazzolo, Notre Dame    | 178   |
| Triple Doubles (11 ranked)      |                  |               |                 |       | Josi Borum, Youngstown St.    | 4     |                                 |       |
|                                 |                  |               |                 |       | Ashley Wang, Harvard          | 4     |                                 |       |



2023 SEASON STATS



2023-24 Notre Dame Women's Volleyball  
Combined Team Statistics  
All games

Page 1/1  
as of Oct 01, 2023

Game Records

| Overall | Conference | Home  | Away  | Neutral |
|---------|------------|-------|-------|---------|
| 8 - 4   | 2 - 2      | 5 - 1 | 2 - 2 | 1 - 1   |

Team Box Score

| #                 | Player            | SP        | Attack     |              |            |             | Set         |            | Serve        |           |            |             | Dig       |            | Blocking     |           |            |              | PTS         |           |          |              |
|-------------------|-------------------|-----------|------------|--------------|------------|-------------|-------------|------------|--------------|-----------|------------|-------------|-----------|------------|--------------|-----------|------------|--------------|-------------|-----------|----------|--------------|
|                   |                   |           | K          | K/S          | E          | TA          | PCT         | A          | A/S          | SA        | SE         | SA/S        | RE        | DIG        | DIG/S        | BS        | BA         | TOT/S        |             | BLK/S     | BE       | BHE          |
| 1                 | Manitzas, Alyssa  | 43        | 0          | 0.00         | 0          | 1           | .000        | 4          | 0.09         | 3         | 9          | 0.07        | 7         | 65         | 1.51         | 0         | 0          | 0            | 0.00        | 0         | 0        | 3.0          |
| 2                 | Alexander, Maisie | 43        | 0          | 0.00         | 0          | 0           | .000        | 0          | 0.00         | 6         | 12         | 0.14        | 0         | 11         | 0.26         | 0         | 0          | 0            | 0.00        | 0         | 0        | 6.0          |
| 3                 | Ross, Avery       | 4         | 5          | 1.25         | 5          | 17          | .000        | 0          | 0.00         | 0         | 0          | 0.00        | 0         | 0          | 0.00         | 0         | 0          | 0            | 0.00        | 0         | 0        | 5.0          |
| 5                 | Dockery, Cailey   | 45        | 0          | 0.00         | 0          | 6           | .000        | 10         | 0.22         | 6         | 8          | 0.13        | 9         | 81         | 1.80         | 0         | 0          | 0            | 0.00        | 0         | 0        | 6.0          |
| 7                 | Trump, Lucy       | 31        | 46         | 1.48         | 37         | 159         | .057        | 2          | 0.06         | 9         | 11         | 0.29        | 1         | 40         | 1.29         | 0         | 13         | 13           | 0.42        | 2         | 0        | 61.5         |
| 8                 | Monson, Hattie    | 46        | 2          | 0.04         | 0          | 16          | .125        | 23         | 0.50         | 10        | 6          | 0.22        | 8         | 183        | 3.98         | 0         | 0          | 0            | 0.00        | 0         | 0        | 12.0         |
| 12                | Palazzolo, Sydney | 46        | 192        | 4.17         | 86         | 499         | .212        | 6          | 0.13         | 22        | 24         | 0.48        | 14        | 90         | 1.96         | 0         | 17         | 17           | 0.37        | 2         | 0        | 222.5        |
| 14                | Tarnoff, Lauren   | 28        | 34         | 1.21         | 18         | 94          | .170        | 0          | 0.00         | 2         | 2          | 0.07        | 0         | 6          | 0.21         | 3         | 29         | 32           | 1.14        | 0         | 0        | 53.5         |
| 18                | McDowell, Charity | 46        | 56         | 1.22         | 16         | 124         | .323        | 0          | 0.00         | 0         | 0          | 0.00        | 1         | 11         | 0.24         | 2         | 36         | 38           | 0.83        | 1         | 0        | 76.0         |
| 19                | Schrader, Phyona  | 40        | 78         | 1.95         | 32         | 174         | .264        | 3          | 0.08         | 1         | 0          | 0.03        | 0         | 14         | 0.35         | 4         | 22         | 26           | 0.65        | 4         | 0        | 94.0         |
| 20                | Thompson, Paris   | 6         | 8          | 1.33         | 10         | 30          | -.067       | 1          | 0.17         | 0         | 0          | 0.00        | 0         | 3          | 0.50         | 0         | 4          | 4            | 0.67        | 0         | 0        | 10.0         |
| 22                | Lange, Ava        | 41        | 101        | 2.46         | 59         | 282         | .149        | 1          | 0.02         | 4         | 6          | 0.10        | 3         | 31         | 0.76         | 2         | 9          | 11           | 0.27        | 4         | 0        | 111.5        |
| 25                | Drewnick, Nicole  | 46        | 30         | 0.65         | 3          | 89          | .303        | 448        | 9.74         | 5         | 9          | 0.11        | 0         | 76         | 1.65         | 6         | 25         | 31           | 0.67        | 5         | 0        | 53.5         |
| <b>NOTRE DAME</b> |                   | <b>46</b> | <b>552</b> | <b>12.00</b> | <b>266</b> | <b>1491</b> | <b>.192</b> | <b>498</b> | <b>10.83</b> | <b>68</b> | <b>87</b>  | <b>1.48</b> | <b>58</b> | <b>611</b> | <b>13.28</b> | <b>17</b> | <b>155</b> | <b>94.5</b>  | <b>2.05</b> | <b>18</b> | <b>0</b> | <b>714.5</b> |
| <b>Opponents</b>  |                   | <b>46</b> | <b>536</b> | <b>11.65</b> | <b>239</b> | <b>1547</b> | <b>.192</b> | <b>486</b> | <b>10.57</b> | <b>58</b> | <b>117</b> | <b>1.26</b> | <b>68</b> | <b>542</b> | <b>11.78</b> | <b>19</b> | <b>191</b> | <b>114.5</b> | <b>2.49</b> | <b>18</b> | <b>4</b> | <b>708.5</b> |

Team statistics

|                         | ND     | OPP   |
|-------------------------|--------|-------|
| <b>ATTACK</b>           |        |       |
| Kills                   | 552    | 536   |
| Errors                  | 266    | 239   |
| Total Attacks           | 1491   | 1547  |
| Attack Pct              | .192   | .192  |
| Kills/Set               | 12.00  | 11.65 |
| <b>SET</b>              |        |       |
| Assists                 | 498    | 486   |
| Attempts                | 1537   | 1574  |
| Assist Pct              | .324   | .309  |
| Assists/Set             | 10.83  | 10.57 |
| <b>SERVE</b>            |        |       |
| Aces                    | 68     | 58    |
| Errors                  | 87     | 117   |
| Attempts                | 1000   | 973   |
| Serve Pct               | .913   | .880  |
| Aces/Set                | 1.48   | 1.26  |
| <b>SERVE RECEPTIONS</b> |        |       |
| Errors                  | 58     | 68    |
| Errors/Set              | 1.26   | 1.48  |
| Attempts                | 856    | 913   |
| Reception Pct           | .932   | .998  |
| <b>DEFENSE</b>          |        |       |
| Digs                    | 611    | 542   |
| Digs/Set                | 13.28  | 11.78 |
| <b>BLOCKING</b>         |        |       |
| Block solo              | 17     | 19    |
| Block Assist            | 155    | 191   |
| Total Blocks            | 94.5   | 114.5 |
| Blocks/Set              | 2.05   | 2.49  |
| Block Errors            | 18     | 18    |
| Ball handling errors    | 0      | 4     |
| <b>ATTENDANCE</b>       |        |       |
| Total                   | 6428   | 2895  |
| Dates/Avg Per Date      | 6/1071 | 4/724 |
| Neutral Site #/Avg      | 2/82   | -     |
| Current win streak      | 0      | -     |
| Home win streak         | 0      | -     |

Team Results

| Date         | Opponent       | Score | Score-by-set                  | Att. |
|--------------|----------------|-------|-------------------------------|------|
| 08/25/2023   | vs Wichita St. | W 3-2 | 25-18,20-25,18-25,25-23,15-12 | 70   |
| 08/26/2023   | at Texas Tech  | L 1-3 | 19-25,17-25,25-14,17-25       | 1025 |
| 09/01/2023   | at Villanova   | W 3-0 | 25-17,25-20,25-17             | 369  |
| 09/02/2023   | vs Santa Clara | L 2-3 | 25-23,21-25,25-18,23-25,9-15  | 94   |
| 09/07/2023   | Illinois       | W 3-0 | 25-21,25-19,25-22             | 574  |
| 09/09/2023   | Oklahoma       | W 3-2 | 27-29,25-21,14-25,25-22,18-16 | 843  |
| 09/15/2023   | Toledo         | W 3-1 | 25-22,21-25,25-20,25-20       | 1361 |
| 09/17/2023   | at Toledo      | W 3-0 | 25-16,30-28,25-19             | 1004 |
| * 09/22/2023 | Boston College | W 3-2 | 25-21,16-25,24-26,25-15,15-6  | 1503 |
| * 09/24/2023 | Syracuse       | W 3-0 | 26-24,25-9,25-18              | 675  |
| * 09/27/2023 | Louisville     | L 0-3 | 12-25,18-25,16-25             | 1472 |
| * 09/29/2023 | at NC State    | L 0-3 | 18-25,15-25,23-25             | 497  |

## INDIVIDUAL STATS



Notre Dame Women's Volleyball  
Individual Career Summaries  
All games

Page 1/7  
as of Oct 01, 2023

**ALEXANDER, Maisie**

| SEASON       | TEAM | SM-MP           | K        | K/S         | E        | TA        | PCT          | A         | A/S         | SA        | SA/S        | SE        | DIG        | D/S         | RE        | BS       | BA       | TB       | B/S         | BE       | BHE      | PTS         | PTS/S       |
|--------------|------|-----------------|----------|-------------|----------|-----------|--------------|-----------|-------------|-----------|-------------|-----------|------------|-------------|-----------|----------|----------|----------|-------------|----------|----------|-------------|-------------|
| 2022-23      | ND   | 100-26          | 1        | 0.01        | 2        | 11        | -.091        | 11        | 0.11        | 23        | 0.23        | 34        | 125        | 1.25        | 13        | 0        | 0        | 0        | 0.00        | 0        | 0        | 24.0        | 0.24        |
| 2023-24      | ND   | 43-12           | 0        | 0.00        | 0        | 0         | .000         | 0         | 0.00        | 6         | 0.14        | 12        | 11         | 0.26        | 0         | 0        | 0        | 0        | 0.00        | 0        | 0        | 6.0         | 0.14        |
| <b>TOTAL</b> |      | <b>143 - 38</b> | <b>1</b> | <b>0.01</b> | <b>2</b> | <b>11</b> | <b>-.091</b> | <b>11</b> | <b>0.08</b> | <b>29</b> | <b>0.20</b> | <b>46</b> | <b>136</b> | <b>0.95</b> | <b>13</b> | <b>0</b> | <b>0</b> | <b>0</b> | <b>0.00</b> | <b>0</b> | <b>0</b> | <b>30.0</b> | <b>0.21</b> |

**Single Game Highs**

| Statistic  | Value |  |
|------------|-------|--|
| Kills      | 1     | at Boston College 10/09/22   |
| Attacks    | 5     | vs Clemson 10/02/22  |
| Assists    | 3     | at Virginia 10/23/22   |
| Serve Aces | 3     | vs Clemson 10/02/22, vs Milwaukee 08/28/22, vs Central Mich. 09/16/22, vs Virginia Tech 10/16/22 |
| Digs       | 13    | vs Florida St. 11/11/22  |

**DOCKERY, Cailey**

| SEASON       | TEAM | SM-MP           | K        | K/S         | E        | TA        | PCT         | A         | A/S         | SA       | SA/S        | SE        | DIG        | D/S         | RE        | BS       | BA       | TB       | B/S         | BE       | BHE      | PTS         | PTS/S       |
|--------------|------|-----------------|----------|-------------|----------|-----------|-------------|-----------|-------------|----------|-------------|-----------|------------|-------------|-----------|----------|----------|----------|-------------|----------|----------|-------------|-------------|
| 2022-23      | ND   | 86-27           | 1        | 0.01        | 0        | 11        | .091        | 33        | 0.38        | 3        | 0.03        | 15        | 161        | 1.87        | 14        | 0        | 0        | 0        | 0.00        | 0        | 0        | 4.0         | 0.05        |
| 2023-24      | ND   | 45-12           | 0        | 0.00        | 0        | 6         | .000        | 10        | 0.22        | 6        | 0.13        | 8         | 81         | 1.80        | 9         | 0        | 0        | 0        | 0.00        | 0        | 0        | 6.0         | 0.13        |
| <b>TOTAL</b> |      | <b>131 - 39</b> | <b>1</b> | <b>0.01</b> | <b>0</b> | <b>17</b> | <b>.059</b> | <b>43</b> | <b>0.33</b> | <b>9</b> | <b>0.07</b> | <b>23</b> | <b>242</b> | <b>1.85</b> | <b>23</b> | <b>0</b> | <b>0</b> | <b>0</b> | <b>0.00</b> | <b>0</b> | <b>0</b> | <b>10.0</b> | <b>0.08</b> |

**Single Game Highs**

| Statistic  | Value |   |
|------------|-------|---|
| Kills      | 1     | vs Wake Forest 10/14/22   |
| Attacks    | 3     | vs Wake Forest 10/14/22   |
| Assists    | 4     | vs Boston College 09/22/23, at Virginia 10/23/22, vs Clemson 10/02/22 |
| Serve Aces | 3     | vs Santa Clara 09/02/23   |
| Digs       | 19    | vs Duke 10/30/22  |

INDIVIDUAL STATS



Notre Dame Women's Volleyball  
Individual Career Summaries  
All games

Page 2/7  
as of Oct 01, 2023

DREWNICK, Nicole

| SEASON              | TEAM   | SM-MP           | K         | K/S         | E        | TA        | PCT         | A          | A/S         | SA        | SA/S        | SE        | DIG       | D/S         | RE       | BS       | BA        | TB        | B/S         | BE       | BHE      | PTS         | PTS/S       |
|---------------------|--------|-----------------|-----------|-------------|----------|-----------|-------------|------------|-------------|-----------|-------------|-----------|-----------|-------------|----------|----------|-----------|-----------|-------------|----------|----------|-------------|-------------|
| 2019-20             | Nebr   | 42-29           | 0         | 0.00        | 0        | 1         | .000        | 10         | 0.24        | 2         | 0.05        | 6         | 3         | 0.07        | 0        | 0        | 0         | 0         | 0.00        | 0        | 0        | 2.0         | 0.05        |
| 2021-22             | GaTech | 1-1             | 0         | 0.00        | 0        | 0         | .000        | 0          | 0.00        | 0         | 0.00        | 0         | 0         | 0.00        | 0        | 0        | 0         | 0         | 0.00        | 0        | 0        | 0.0         | 0.00        |
| 2022-23             | GaTech | 43-20           | 2         | 0.05        | 0        | 3         | .667        | 99         | 2.30        | 3         | 0.07        | 0         | 16        | 0.37        | 1        | 0        | 0         | 0         | 0.00        | 2        | 2        | 5.0         | 0.12        |
| 2023-24             | ND     | 46-12           | 30        | 0.65        | 3        | 89        | .303        | 448        | 9.74        | 5         | 0.11        | 9         | 76        | 1.65        | 0        | 6        | 25        | 31        | 0.67        | 5        | 0        | 53.5        | 1.16        |
| <b>TOTAL FOR ND</b> |        | <b>46 - 12</b>  | <b>30</b> | <b>0.65</b> | <b>3</b> | <b>89</b> | <b>.303</b> | <b>448</b> | <b>9.74</b> | <b>5</b>  | <b>0.11</b> | <b>9</b>  | <b>76</b> | <b>1.65</b> | <b>0</b> | <b>6</b> | <b>25</b> | <b>31</b> | <b>0.67</b> | <b>5</b> | <b>0</b> | <b>53.5</b> | <b>1.16</b> |
| <b>TOTAL</b>        |        | <b>132 - 62</b> | <b>32</b> | <b>0.24</b> | <b>3</b> | <b>93</b> | <b>.312</b> | <b>557</b> | <b>4.22</b> | <b>10</b> | <b>0.08</b> | <b>15</b> | <b>95</b> | <b>0.72</b> | <b>1</b> | <b>6</b> | <b>25</b> | <b>31</b> | <b>0.23</b> | <b>7</b> | <b>2</b> | <b>60.5</b> | <b>0.46</b> |

Single Game Highs

| Statistic     | Value |  |
|---------------|-------|--|
| Kills         | 7     | vs Boston College 09/22/23                       |
| Attacks       | 16    | vs Boston College 09/22/23                       |
| Assists       | 54    | vs Wichita St. 08/25/23                          |
| Serve Aces    | 2     | at Ole Miss 08/26/22, vs Boston College 09/22/23 |
| Digs          | 12    | vs Wichita St. 08/25/23                          |
| Blocks        | 5     | at Texas Tech 08/26/23                           |
| Block solos   | 2     | vs Syracuse 09/24/23                             |
| Block assists | 5     | at Texas Tech 08/26/23                           |
| PCT           | .667  | at Toledo 09/17/23                               |

LANGE, Ava

| SEASON       | TEAM | SM-MP          | K          | K/S         | E         | TA         | PCT         | A        | A/S         | SA       | SA/S        | SE       | DIG       | D/S         | RE       | BS       | BA       | TB        | B/S         | BE       | BHE      | PTS          | PTS/S       |
|--------------|------|----------------|------------|-------------|-----------|------------|-------------|----------|-------------|----------|-------------|----------|-----------|-------------|----------|----------|----------|-----------|-------------|----------|----------|--------------|-------------|
| 2023-24      | ND   | 41-12          | 101        | 2.46        | 59        | 282        | .149        | 1        | 0.02        | 4        | 0.10        | 6        | 31        | 0.76        | 3        | 2        | 9        | 11        | 0.27        | 4        | 0        | 111.5        | 2.72        |
| <b>TOTAL</b> |      | <b>41 - 12</b> | <b>101</b> | <b>2.46</b> | <b>59</b> | <b>282</b> | <b>.149</b> | <b>1</b> | <b>0.02</b> | <b>4</b> | <b>0.10</b> | <b>6</b> | <b>31</b> | <b>0.76</b> | <b>3</b> | <b>2</b> | <b>9</b> | <b>11</b> | <b>0.27</b> | <b>4</b> | <b>0</b> | <b>111.5</b> | <b>2.72</b> |

Single Game Highs

| Statistic     | Value |  |
|---------------|-------|--|
| Kills         | 17    | vs Boston College 09/22/23                 |
| Attacks       | 47    | vs Boston College 09/22/23                 |
| Assists       | 1     | at Toledo 09/17/23                         |
| Serve Aces    | 2     | vs Wichita St. 08/25/23                    |
| Digs          | 8     | at Toledo 09/17/23                         |
| Blocks        | 3     | at Villanova 09/01/23                      |
| Block solos   | 1     | vs Syracuse 09/24/23, vs Oklahoma 09/09/23 |
| Block assists | 3     | at Villanova 09/01/23                      |
| PCT           | .400  | at Villanova 09/01/23                      |

INDIVIDUAL STATS



Notre Dame Women's Volleyball  
Individual Career Summaries  
All games

Page 3/7  
as of Oct 01, 2023

**MANITZAS, Alyssa**

| SEASON       | TEAM | SM-MP          | K        | K/S         | E        | TA       | PCT         | A        | A/S         | SA       | SA/S        | SE       | DIG       | D/S         | RE       | BS       | BA       | TB       | B/S         | BE       | BHE      | PTS        | PTS/S       |
|--------------|------|----------------|----------|-------------|----------|----------|-------------|----------|-------------|----------|-------------|----------|-----------|-------------|----------|----------|----------|----------|-------------|----------|----------|------------|-------------|
| 2023-24      | ND   | 43-12          | 0        | 0.00        | 0        | 1        | .000        | 4        | 0.09        | 3        | 0.07        | 9        | 65        | 1.51        | 7        | 0        | 0        | 0        | 0.00        | 0        | 0        | 3.0        | 0.07        |
| <b>TOTAL</b> |      | <b>43 - 12</b> | <b>0</b> | <b>0.00</b> | <b>0</b> | <b>1</b> | <b>.000</b> | <b>4</b> | <b>0.09</b> | <b>3</b> | <b>0.07</b> | <b>9</b> | <b>65</b> | <b>1.51</b> | <b>7</b> | <b>0</b> | <b>0</b> | <b>0</b> | <b>0.00</b> | <b>0</b> | <b>0</b> | <b>3.0</b> | <b>0.07</b> |

**Single Game Highs**

| Statistic  | Value |   |
|------------|-------|---|
| Attacks    | 1     | vs Oklahoma 09/09/23  |
| Assists    | 1     | vs Toledo 09/15/23, vs Illinois 09/07/23, vs Boston College 09/22/23, vs Wichita St. 08/25/23 |
| Serve Aces | 1     | at NC State 09/29/23, vs Illinois 09/07/23, vs Santa Clara 09/02/23                           |
| Digs       | 9     | vs Toledo 09/15/23, vs Boston College 09/22/23  |
| PCT        | .000  | vs Oklahoma 09/09/23  |

**MCDOWELL, Charity**

| SEASON       | TEAM | SM-MP           | K          | K/S         | E         | TA         | PCT         | A        | A/S         | SA       | SA/S        | SE       | DIG       | D/S         | RE       | BS        | BA        | TB         | B/S         | BE       | BHE      | PTS          | PTS/S       |
|--------------|------|-----------------|------------|-------------|-----------|------------|-------------|----------|-------------|----------|-------------|----------|-----------|-------------|----------|-----------|-----------|------------|-------------|----------|----------|--------------|-------------|
| 2020-21      | ND   | 5-3             | 3          | 0.60        | 2         | 9          | .111        | 0        | 0.00        | 0        | 0.00        | 0        | 0         | 0.00        | 1        | 1         | 3         | 4          | 0.80        | 0        | 0        | 5.5          | 1.10        |
| 2021-22      | ND   | 2-2             | 0          | 0.00        | 1         | 5          | -.200       | 0        | 0.00        | 0        | 0.00        | 0        | 0         | 0.00        | 0        | 0         | 1         | 1          | 0.50        | 0        | 0        | 0.5          | 0.25        |
| 2022-23      | ND   | 58-18           | 41         | 0.71        | 27        | 134        | .104        | 2        | 0.03        | 0        | 0.00        | 0        | 9         | 0.16        | 1        | 9         | 52        | 61         | 1.05        | 5        | 0        | 76.0         | 1.31        |
| 2023-24      | ND   | 46-12           | 56         | 1.22        | 16        | 124        | .323        | 0        | 0.00        | 0        | 0.00        | 0        | 11        | 0.24        | 1        | 2         | 36        | 38         | 0.83        | 1        | 0        | 76.0         | 1.65        |
| <b>TOTAL</b> |      | <b>111 - 35</b> | <b>100</b> | <b>0.90</b> | <b>46</b> | <b>272</b> | <b>.199</b> | <b>2</b> | <b>0.02</b> | <b>0</b> | <b>0.00</b> | <b>0</b> | <b>20</b> | <b>0.18</b> | <b>3</b> | <b>12</b> | <b>92</b> | <b>104</b> | <b>0.94</b> | <b>6</b> | <b>0</b> | <b>158.0</b> | <b>1.42</b> |

**Single Game Highs**

| Statistic     | Value |   |
|---------------|-------|---|
| Kills         | 10    | vs Toledo 09/15/23  |
| Attacks       | 16    | vs Boston College 09/22/23, vs NC State 11/06/22, vs East Carolina 09/09/22 |
| Assists       | 1     | at Miami (FL) 09/25/22, vs NC State 11/06/22                                |
| Digs          | 4     | vs Mississippi St. 08/27/22   |
| Blocks        | 10    | vs Clemson 10/02/22   |
| Block solos   | 4     | vs Clemson 10/02/22   |
| Block assists | 6     | vs Clemson 10/02/22, vs NC State 11/06/22, at Boston College 10/09/22       |

INDIVIDUAL STATS



Notre Dame Women's Volleyball  
Individual Career Summaries  
All games

Page 4/7  
as of Oct 01, 2023

**MONSON, Hattie**

| SEASON       | TEAM | SM-MP           | K        | K/S         | E        | TA        | PCT         | A          | A/S         | SA        | SA/S        | SE        | DIG         | D/S         | RE        | BS       | BA       | TB       | B/S         | BE       | BHE      | PTS         | PTS/S       |
|--------------|------|-----------------|----------|-------------|----------|-----------|-------------|------------|-------------|-----------|-------------|-----------|-------------|-------------|-----------|----------|----------|----------|-------------|----------|----------|-------------|-------------|
| 2020-21      | ND   | 71-19           | 1        | 0.01        | 0        | 19        | .053        | 58         | 0.82        | 17        | 0.24        | 16        | 303         | 4.27        | 21        | 0        | 0        | 0        | 0.00        | 0        | 0        | 18.0        | 0.25        |
| 2021-22      | ND   | 103-28          | 1        | 0.01        | 0        | 6         | .167        | 89         | 0.86        | 21        | 0.20        | 27        | 407         | 3.95        | 19        | 0        | 0        | 0        | 0.00        | 0        | 2        | 22.0        | 0.21        |
| 2022-23      | ND   | 108-28          | 5        | 0.05        | 2        | 35        | .086        | 138        | 1.28        | 30        | 0.28        | 25        | 453         | 4.19        | 27        | 0        | 0        | 0        | 0.00        | 1        | 0        | 35.0        | 0.32        |
| 2023-24      | ND   | 46-12           | 2        | 0.04        | 0        | 16        | .125        | 23         | 0.50        | 10        | 0.22        | 6         | 183         | 3.98        | 8         | 0        | 0        | 0        | 0.00        | 0        | 0        | 12.0        | 0.26        |
| <b>TOTAL</b> |      | <b>328 - 87</b> | <b>9</b> | <b>0.03</b> | <b>2</b> | <b>76</b> | <b>.092</b> | <b>308</b> | <b>0.94</b> | <b>78</b> | <b>0.24</b> | <b>74</b> | <b>1346</b> | <b>4.10</b> | <b>75</b> | <b>0</b> | <b>0</b> | <b>0</b> | <b>0.00</b> | <b>1</b> | <b>2</b> | <b>87.0</b> | <b>0.27</b> |

**Single Game Highs**

| Statistic  | Value |   |
|------------|-------|---|
| Kills      | 2     | at Syracuse 10/07/22  |
| Attacks    | 8     | vs NC State 11/06/22, vs Wake Forest 10/14/22                             |
| Assists    | 11    | at Boston College 10/24/20  |
| Serve Aces | 6     | vs East Carolina 09/09/22   |
| Digs       | 27    | at Boston College 10/09/22, vs Valparaiso 02/18/21, vs Milwaukee 08/28/22 |

**PALAZZOLO, Sydney**

| SEASON              | TEAM | SM-MP           | K          | K/S         | E          | TA          | PCT         | A         | A/S         | SA         | SA/S        | SE         | DIG        | D/S         | RE        | BS        | BA        | TB        | B/S         | BE       | BHE      | PTS          | PTS/S       |
|---------------------|------|-----------------|------------|-------------|------------|-------------|-------------|-----------|-------------|------------|-------------|------------|------------|-------------|-----------|-----------|-----------|-----------|-------------|----------|----------|--------------|-------------|
| 2021-22             | HP   | 94-28           | 291        | 3.10        | 98         | 761         | .254        | 24        | 0.26        | 36         | 0.38        | 46         | 272        | 2.89        | 30        | 6         | 21        | 27        | 0.29        | 1        | 0        | 343.5        | 3.65        |
| 2022-23             | HP   | 111-32          | 443        | 3.99        | 190        | 1305        | .194        | 25        | 0.23        | 42         | 0.38        | 42         | 321        | 2.89        | 29        | 4         | 24        | 28        | 0.25        | 4        | 0        | 501.0        | 4.51        |
| 2023-24             | ND   | 46-12           | 192        | 4.17        | 86         | 499         | .212        | 6         | 0.13        | 22         | 0.48        | 24         | 90         | 1.96        | 14        | 0         | 17        | 17        | 0.37        | 2        | 0        | 222.5        | 4.84        |
| <b>TOTAL FOR ND</b> |      | <b>46 - 12</b>  | <b>192</b> | <b>4.17</b> | <b>86</b>  | <b>499</b>  | <b>.212</b> | <b>6</b>  | <b>0.13</b> | <b>22</b>  | <b>0.48</b> | <b>24</b>  | <b>90</b>  | <b>1.96</b> | <b>14</b> | <b>0</b>  | <b>17</b> | <b>17</b> | <b>0.37</b> | <b>2</b> | <b>0</b> | <b>222.5</b> | <b>4.84</b> |
| <b>TOTAL</b>        |      | <b>251 - 72</b> | <b>926</b> | <b>3.69</b> | <b>374</b> | <b>2565</b> | <b>.215</b> | <b>55</b> | <b>0.22</b> | <b>100</b> | <b>0.40</b> | <b>112</b> | <b>683</b> | <b>2.72</b> | <b>73</b> | <b>10</b> | <b>62</b> | <b>72</b> | <b>0.29</b> | <b>7</b> | <b>0</b> | <b>1067</b>  | <b>4.25</b> |

**Single Game Highs**

| Statistic     | Value |   |
|---------------|-------|---|
| Kills         | 25    | vs Campbell 11/03/22, vs Oklahoma 09/09/23  |
| Attacks       | 70    | vs Campbell 11/03/22  |
| Assists       | 3     | vs N.C. A&T 11/06/21, at Campbell 10/08/22, vs Furman 09/02/22, at Gardner-Webb 10/15/22        |
| Serve Aces    | 6     | vs Presbyterian 10/21/22  |
| Digs          | 23    | vs Campbell 10/08/21  |
| Blocks        | 3     | 5 times   |
| Block solos   | 1     | 10 times  |
| Block assists | 3     | at Charleston So. 10/15/21, vs Wichita St. 08/25/23, vs Campbell 10/08/21, at NC State 09/29/23 |
| PCT           | .588  | vs Syracuse 09/24/23  |

INDIVIDUAL STATS



Notre Dame Women's Volleyball  
Individual Career Summaries  
All games

Page 5/7  
as of Oct 01, 2023

**ROSS, Avery**

| SEASON       | TEAM | SM-MP           | K          | K/S         | E          | TA         | PCT         | A         | A/S         | SA       | SA/S        | SE       | DIG        | D/S         | RE        | BS       | BA        | TB        | B/S         | BE       | BHE      | PTS          | PTS/S       |
|--------------|------|-----------------|------------|-------------|------------|------------|-------------|-----------|-------------|----------|-------------|----------|------------|-------------|-----------|----------|-----------|-----------|-------------|----------|----------|--------------|-------------|
| 2022-23      | ND   | 96-27           | 227        | 2.36        | 101        | 674        | .187        | 14        | 0.15        | 1        | 0.01        | 4        | 101        | 1.05        | 14        | 2        | 23        | 25        | 0.26        | 2        | 0        | 241.5        | 2.52        |
| 2023-24      | ND   | 4-2             | 5          | 1.25        | 5          | 17         | .000        | 0         | 0.00        | 0        | 0.00        | 0        | 0          | 0.00        | 0         | 0        | 0         | 0         | 0.00        | 0        | 0        | 5.0          | 1.25        |
| <b>TOTAL</b> |      | <b>100 - 29</b> | <b>232</b> | <b>2.32</b> | <b>106</b> | <b>691</b> | <b>.182</b> | <b>14</b> | <b>0.14</b> | <b>1</b> | <b>0.01</b> | <b>4</b> | <b>101</b> | <b>1.01</b> | <b>14</b> | <b>2</b> | <b>23</b> | <b>25</b> | <b>0.25</b> | <b>2</b> | <b>0</b> | <b>246.5</b> | <b>2.47</b> |

**Single Game Highs**

| Statistic     | Value |  |
|---------------|-------|--|
| Kills         | 18    | vs Milwaukee 08/28/22  |
| Attacks       | 43    | vs Milwaukee 08/28/22  |
| Assists       | 3     | vs Navy 09/10/22   |
| Serve Aces    | 1     | vs East Carolina 09/09/22  |
| Digs          | 10    | vs Milwaukee 08/28/22  |
| Blocks        | 3     | at Long Beach St. 09/03/22, vs NC State 11/06/22, vs Milwaukee 08/28/22, at Virginia Tech 11/25/22 |
| Block solos   | 1     | vs Florida St. 11/11/22, at Long Beach St. 09/03/22  |
| Block assists | 3     | vs Milwaukee 08/28/22, at Virginia Tech 11/25/22, vs NC State 11/06/22                             |

**SAMPLE, Harmony**

| SEASON       | TEAM | SM-MP         | K         | K/S         | E         | TA        | PCT          | A         | A/S         | SA       | SA/S        | SE       | DIG       | D/S         | RE       | BS       | BA       | TB       | B/S         | BE       | BHE      | PTS         | PTS/S       |
|--------------|------|---------------|-----------|-------------|-----------|-----------|--------------|-----------|-------------|----------|-------------|----------|-----------|-------------|----------|----------|----------|----------|-------------|----------|----------|-------------|-------------|
| 2022-23      | ND   | 13-4          | 10        | 0.77        | 11        | 48        | -.021        | 48        | 3.69        | 1        | 0.08        | 2        | 18        | 1.38        | 0        | 1        | 6        | 7        | 0.54        | 0        | 2        | 15.0        | 1.15        |
| <b>TOTAL</b> |      | <b>13 - 4</b> | <b>10</b> | <b>0.77</b> | <b>11</b> | <b>48</b> | <b>-.021</b> | <b>48</b> | <b>3.69</b> | <b>1</b> | <b>0.08</b> | <b>2</b> | <b>18</b> | <b>1.38</b> | <b>0</b> | <b>1</b> | <b>6</b> | <b>7</b> | <b>0.54</b> | <b>0</b> | <b>2</b> | <b>15.0</b> | <b>1.15</b> |

**Single Game Highs**

| Statistic     | Value |                             |
|---------------|-------|-----------------------------|
| Kills         | 6     | vs Texas Tech 08/26/22      |
| Attacks       | 20    | vs Milwaukee 08/28/22       |
| Assists       | 27    | vs Milwaukee 08/28/22       |
| Serve Aces    | 1     | vs Texas Tech 08/26/22      |
| Digs          | 13    | vs Texas Tech 08/26/22      |
| Blocks        | 4     | vs Texas Tech 08/26/22      |
| Block solos   | 1     | vs Mississippi St. 08/27/22 |
| Block assists | 4     | vs Texas Tech 08/26/22      |

INDIVIDUAL STATS



Notre Dame Women's Volleyball  
Individual Career Summaries  
All games

Page 6/7  
as of Oct 01, 2023

**SCHRADER, Phyona**

| SEASON       | TEAM | SM-MP           | K          | K/S         | E         | TA         | PCT         | A          | A/S         | SA        | SA/S        | SE        | DIG        | D/S         | RE       | BS        | BA        | TB        | B/S         | BE        | BHE       | PTS          | PTS/S       |
|--------------|------|-----------------|------------|-------------|-----------|------------|-------------|------------|-------------|-----------|-------------|-----------|------------|-------------|----------|-----------|-----------|-----------|-------------|-----------|-----------|--------------|-------------|
| 2021-22      | ND   | 42-14           | 41         | 0.98        | 24        | 132        | .129        | 55         | 1.31        | 5         | 0.12        | 19        | 83         | 1.98        | 1        | 0         | 12        | 12        | 0.29        | 2         | 3         | 52.0         | 1.24        |
| 2022-23      | ND   | 108-28          | 151        | 1.40        | 39        | 408        | .275        | 877        | 8.12        | 18        | 0.17        | 37        | 333        | 3.08        | 0        | 6         | 42        | 48        | 0.44        | 7         | 13        | 196.0        | 1.81        |
| 2023-24      | ND   | 40-12           | 78         | 1.95        | 32        | 174        | .264        | 3          | 0.08        | 1         | 0.03        | 0         | 14         | 0.35        | 0        | 4         | 22        | 26        | 0.65        | 4         | 0         | 94.0         | 2.35        |
| <b>TOTAL</b> |      | <b>190 - 54</b> | <b>270</b> | <b>1.42</b> | <b>95</b> | <b>714</b> | <b>.245</b> | <b>935</b> | <b>4.92</b> | <b>24</b> | <b>0.13</b> | <b>56</b> | <b>430</b> | <b>2.26</b> | <b>1</b> | <b>10</b> | <b>76</b> | <b>86</b> | <b>0.45</b> | <b>13</b> | <b>16</b> | <b>342.0</b> | <b>1.80</b> |

**Single Game Highs**

| Statistic     | Value |   |
|---------------|-------|---|
| Kills         | 11    | 5 times   |
| Attacks       | 28    | vs Boston College 09/22/23                                |
| Assists       | 54    | vs East Carolina 09/09/22                                 |
| Serve Aces    | 2     | 5 times   |
| Digs          | 29    | vs Wake Forest 10/14/22                                   |
| Blocks        | 5     | vs Illinois 09/07/23                                      |
| Block solos   | 2     | vs Toledo 09/15/23, vs Clemson 10/02/22, vs Navy 09/10/22 |
| Block assists | 5     | vs Illinois 09/07/23                                      |
| PCT           | .643  | vs Syracuse 09/24/23                                      |

**TARNOFF, Lauren**

| SEASON              | TEAM | SM-MP           | K          | K/S         | E          | TA         | PCT         | A        | A/S         | SA        | SA/S        | SE        | DIG       | D/S         | RE       | BS        | BA         | TB         | B/S         | BE       | BHE      | PTS          | PTS/S       |
|---------------------|------|-----------------|------------|-------------|------------|------------|-------------|----------|-------------|-----------|-------------|-----------|-----------|-------------|----------|-----------|------------|------------|-------------|----------|----------|--------------|-------------|
| 2020-21             | UM   | 31-8            | 64         | 2.06        | 20         | 129        | .341        | 1        | 0.03        | 0         | 0.00        | 0         | 9         | 0.29        | 0        | 1         | 15         | 16         | 0.52        | 3        | 0        | 72.5         | 2.34        |
| 2021-22             | ND   | 60-22           | 79         | 1.32        | 22         | 173        | .329        | 2        | 0.03        | 0         | 0.00        | 0         | 8         | 0.13        | 0        | 7         | 74         | 81         | 1.35        | 2        | 1        | 123.0        | 2.05        |
| 2022-23             | ND   | 93-26           | 149        | 1.60        | 72         | 382        | .202        | 4        | 0.04        | 9         | 0.10        | 22        | 29        | 0.31        | 2        | 15        | 65         | 80         | 0.86        | 4        | 0        | 205.5        | 2.21        |
| 2023-24             | ND   | 28-7            | 34         | 1.21        | 18         | 94         | .170        | 0        | 0.00        | 2         | 0.07        | 2         | 6         | 0.21        | 0        | 3         | 29         | 32         | 1.14        | 0        | 0        | 53.5         | 1.91        |
| <b>TOTAL FOR ND</b> |      | <b>181 - 55</b> | <b>262</b> | <b>1.45</b> | <b>112</b> | <b>649</b> | <b>.231</b> | <b>6</b> | <b>0.03</b> | <b>11</b> | <b>0.06</b> | <b>24</b> | <b>43</b> | <b>0.24</b> | <b>2</b> | <b>25</b> | <b>168</b> | <b>193</b> | <b>1.07</b> | <b>6</b> | <b>1</b> | <b>382.0</b> | <b>2.11</b> |
| <b>TOTAL</b>        |      | <b>212 - 63</b> | <b>326</b> | <b>1.54</b> | <b>132</b> | <b>778</b> | <b>.249</b> | <b>7</b> | <b>0.03</b> | <b>11</b> | <b>0.05</b> | <b>24</b> | <b>52</b> | <b>0.25</b> | <b>2</b> | <b>26</b> | <b>183</b> | <b>209</b> | <b>0.99</b> | <b>9</b> | <b>1</b> | <b>454.5</b> | <b>2.14</b> |

**Single Game Highs**

| Statistic     | Value |   |
|---------------|-------|---|
| Kills         | 13    | at Miami (FL) 09/25/22, vs East Carolina 09/09/22 |
| Attacks       | 30    | at Miami (FL) 09/25/22                            |
| Assists       | 1     | 7 times   |
| Serve Aces    | 3     | vs Wake Forest 10/14/22                           |
| Digs          | 6     | at Virginia Tech 11/25/22                         |
| Blocks        | 13    | vs Pittsburgh 10/22/21                            |
| Block solos   | 3     | at NC State 11/19/22                              |
| Block assists | 13    | vs Pittsburgh 10/22/21                            |

INDIVIDUAL STATS



Notre Dame Women's Volleyball  
Individual Career Summaries  
All games

Page 7/7  
as of Oct 01, 2023

**THOMPSON, Paris**

| SEASON       | TEAM | SM-MP          | K          | K/S         | E         | TA         | PCT         | A        | A/S         | SA       | SA/S        | SE        | DIG       | D/S         | RE       | BS       | BA        | TB        | B/S         | BE       | BHE      | PTS          | PTS/S       |
|--------------|------|----------------|------------|-------------|-----------|------------|-------------|----------|-------------|----------|-------------|-----------|-----------|-------------|----------|----------|-----------|-----------|-------------|----------|----------|--------------|-------------|
| 2021-22      | ND   | 7-4            | 4          | 0.57        | 2         | 13         | .154        | 0        | 0.00        | 0        | 0.00        | 1         | 0         | 0.00        | 0        | 0        | 0         | 0         | 0.00        | 0        | 0        | 4.0          | 0.57        |
| 2022-23      | ND   | 63-23          | 148        | 2.35        | 83        | 527        | .123        | 6        | 0.10        | 4        | 0.06        | 12        | 71        | 1.13        | 5        | 3        | 15        | 18        | 0.29        | 2        | 0        | 162.5        | 2.58        |
| 2023-24      | ND   | 6-4            | 8          | 1.33        | 10        | 30         | -.067       | 1        | 0.17        | 0        | 0.00        | 0         | 3         | 0.50        | 0        | 0        | 4         | 4         | 0.67        | 0        | 0        | 10.0         | 1.67        |
| <b>TOTAL</b> |      | <b>76 - 31</b> | <b>160</b> | <b>2.11</b> | <b>95</b> | <b>570</b> | <b>.114</b> | <b>7</b> | <b>0.09</b> | <b>4</b> | <b>0.05</b> | <b>13</b> | <b>74</b> | <b>0.97</b> | <b>5</b> | <b>3</b> | <b>19</b> | <b>22</b> | <b>0.29</b> | <b>2</b> | <b>0</b> | <b>176.5</b> | <b>2.32</b> |

**Single Game Highs**

| Statistic     | Value |   |
|---------------|-------|---|
| Kills         | 20    | at Syracuse 10/07/22  |
| Attacks       | 61    | vs Virginia Tech 10/16/22   |
| Assists       | 3     | at Louisville 10/26/22  |
| Serve Aces    | 2     | vs Virginia Tech 10/16/22   |
| Digs          | 9     | vs Wake Forest 10/14/22   |
| Blocks        | 4     | vs Clemson 10/02/22   |
| Block solos   | 1     | vs Clemson 10/02/22, at Pittsburgh 10/21/22, at Boston College 10/09/22 |
| Block assists | 3     | vs Clemson 10/02/22   |

**TRUMP, Lucy**

| SEASON       | TEAM | SM-MP           | K          | K/S         | E          | TA         | PCT         | A         | A/S         | SA        | SA/S        | SE        | DIG        | D/S         | RE        | BS       | BA        | TB        | B/S         | BE       | BHE      | PTS          | PTS/S       |
|--------------|------|-----------------|------------|-------------|------------|------------|-------------|-----------|-------------|-----------|-------------|-----------|------------|-------------|-----------|----------|-----------|-----------|-------------|----------|----------|--------------|-------------|
| 2022-23      | ND   | 89-26           | 252        | 2.83        | 154        | 774        | .127        | 8         | 0.09        | 29        | 0.33        | 29        | 173        | 1.94        | 25        | 6        | 32        | 38        | 0.43        | 3        | 1        | 303.0        | 3.40        |
| 2023-24      | ND   | 31-10           | 46         | 1.48        | 37         | 159        | .057        | 2         | 0.06        | 9         | 0.29        | 11        | 40         | 1.29        | 1         | 0        | 13        | 13        | 0.42        | 2        | 0        | 61.5         | 1.98        |
| <b>TOTAL</b> |      | <b>120 - 36</b> | <b>298</b> | <b>2.48</b> | <b>191</b> | <b>933</b> | <b>.115</b> | <b>10</b> | <b>0.08</b> | <b>38</b> | <b>0.32</b> | <b>40</b> | <b>213</b> | <b>1.78</b> | <b>26</b> | <b>6</b> | <b>45</b> | <b>51</b> | <b>0.43</b> | <b>5</b> | <b>1</b> | <b>364.5</b> | <b>3.04</b> |

**Single Game Highs**

| Statistic     | Value |  |
|---------------|-------|--|
| Kills         | 23    | vs Milwaukee 08/28/22                          |
| Attacks       | 59    | vs Duke 10/30/22                               |
| Assists       | 2     | vs Boise St. 09/02/22, vs Florida St. 11/11/22 |
| Serve Aces    | 6     | at Old Dominion 09/09/22                       |
| Digs          | 17    | vs Milwaukee 08/28/22                          |
| Blocks        | 9     | vs NC State 11/06/22                           |
| Block solos   | 1     | 6 times  |
| Block assists | 8     | vs NC State 11/06/22                           |