



**NOTRE DAME FIGHTING IRISH**  
No. 10/11  
5-1



**LOUISVILLE CARDINALS**  
No. 25/25  
5-0



Joe Tessitore  
Jordan Rodgers  
Katie George

**Notre Dame Football Radio Network**

Paul Burmeister  
Ryan Harris ('07)

**IRISH ITEMS - BY THE NUMBERS**

<b>2</b>	After junior tight end <b>Mitchell Evans'</b> career-best 134 receiving yards against Duke last weekend, Notre Dame is the only FBS team in the country with two different tight ends posting 100-yard receiving performances this season ( <b>Holden Staes</b> had 115 yards at NC State).
<b>5</b>	The 21-14 victory over No. 17 Duke was the fifth ranked win in the first 20 games of the Marcus Freeman era at Notre Dame. Through those 20 games the Irish have scored the second-most points and have earned the second-most ranked wins of any Irish head coach's first 20 games. See page 9 for more.
<b>4</b>	This weekend's prime time game is the third of an unprecedented four-straight night games for the Irish. The team has only played three night games in a row four times previously. See page 9 for more.
<b>6</b>	With Louisville entering both national polls and Southern Cal in the Top 10, Notre Dame will end up facing four consecutive ranked teams this year for the sixth time in school history and first time since 2000. See page 10 for more.
<b>7</b>	<b>Mitchell Evans</b> leads the Irish offense with seven third down conversions, while <b>Javontae Jean-Baptiste</b> owns 6.5 third-down stops for the Irish defense. See page 19 for a complete breakdown of team third and fourth down conversions/stops.
<b>13</b>	Senior defensive tackle <b>Howard Cross III</b> piled up a team-and-career-high 13 tackles at No. 17 Duke last weekend, becoming the only Power 5 defensive lineman to amass double-digit tackles in a game this season.
<b>18.2</b>	The Notre Dame defense has held its opponents to 18.2 points below their average scoring output of all other games this season. See page 8 for more. The Irish are 14th in the country in scoring defense (13.0).
<b>30</b>	Notre Dame is hoping to extend its 30-game regular-season win streak against Atlantic Coast Conference teams this weekend at Louisville. The Irish have not lost a regular-season game to an ACC team since 2017 and have won 15 consecutive games on the road against ACC opponents. See page 12 for more.
<b>33</b>	The Notre Dame defensive line, led by <b>Howard Cross III's</b> 13 tackles and <b>Rylie Mills'</b> 7, piled up 33 tackles against No. 17 Duke last weekend while adding in 5.5 tackles for loss.
<b>45.2</b>	<b>Bryce McFerson</b> has moved into the top 20 in FBS punting this season, ranking 18th (45.2). He has posted 59- and 57-yard punts this season and has just two touchbacks on 18 punts so far in 2023.
<b>95</b>	Notre Dame's game-winning 95-yard scoring drive at Duke last weekend was the longest in program history for a drive ending in game-winning points since at least 1970. See page 11 for more.
<b>145</b>	Irish quarterback <b>Sam Hartman</b> has started the season with 145 pass attempts without an interception. It is the longest such streak in program history to start the year, the fourth-longest overall and the second-best streak in FBS this year. See page 6 for more.

**2023 SCHEDULE**

Date	ND Rank	Opp Rank	Opponent	Location	TV	Time ET
8-26	13/13		vs. Navy	Aviva Stadium	W	42-3
9-2	13/13		Tennessee St.	Notre Dame Stadium	W	56-3
9-9	10/11		at NC State	Carter-Finley Stadium	W	45-24
9-16	9/11		Central Michigan	Notre Dame Stadium	W	41-17
9-23	9/9	6/4	Ohio State	Notre Dame Stadium	L	14-17
9-30	11/13	17/16	at Duke	Wallace Wade Stadium	W	21-14
10-7	10/11	25/25	at Louisville	L&N FCU Stadium	ABC	7:30
10-14		9/7	Southern Cal	Notre Dame Stadium	NBC	7:30
10-28			Pittsburgh	Notre Dame Stadium	NBC	3:30
11-4			at Clemson	Memorial Stadium	ABC	TBA
11-18			Wake Forest	Notre Dame Stadium	NBC	3:30
11-25			at Stanford	Stanford Stadium	TBA	TBA

**NOTRE DAME - LOUISVILLE SERIES HISTORY**

- Notre Dame and Louisville will be meeting for fourth time with the Irish holding a 2-1 advantage in the series. Notre Dame is 1-0 all-time at Louisville and opened up the 2019 season in the Derby City on Labor Day Monday Night with a 35-17 victory.
- Saturday marks the first time Notre Dame and Louisville will meet with both teams in the Associated Press Top 25. The Irish enter this weekend 10th, while the Cardinals are 25th.
- The most recent meeting between the Irish and Cardinals occurred as conference foes, when Notre Dame competed as a member of the ACC in 2020. That '20 meeting, in Notre Dame Stadium, was a 12-7 defensive battle won by the Irish.

**MATCH UP DETAILS**

- Notre Dame is 16-1-1 on October 7. The first victory on October 7 was a 28-0 win over Michigan State on October 7, 1905. The most recent a 33-10 victory over North Carolina on October 7, 2017.
- Notre Dame is 22-7-1 all-time as the Associated Press No. 10 ranked team, which includes the 45-24 victory at NC State earlier this season. The Irish are 4-4-1 against other ranked teams while holding the No. 10 AP ranking.
- Saturday marks just the third time Notre Dame will face the Associated Press' No. 25 ranked team (1-2). The Irish were unranked in all three previous meetings against No. 25.
- Notre Dame is 318-162-23 (.655) all-time in road games.

**NOTRE DAME NOTABLE NCAA STATISTICAL RANKINGS**

Pass Eff. Def.	3rd	91.30	Pts Resp.	S. Hartman	5th, 98
Pass Yd Allowed	4th	146.8	Pass TDs	S. Hartman	8th, 14
Red Zone Def.	6th	.550	Pass Eff.	S. Hartman	11th, 182.5
First Downs	9th	130	Yds/Comp	S. Hartman	14th, 15.19
Total Defense	11th	271.0	Yds Att	S. Hartman	15th, 10.06
Pass Eff.	12th	181.83	Pass Yds	S. Hartman	16th, 1,458
Yds Per Comp	13th	14.94	Rsh Yds	A. Estimé	1st, 672
Scoring Defense	14th	13.0	Rsh Yds G	A. Estimé	9th, 112.0
4th Dwn Conv. %	15th	.750	Yds Carry	A. Estimé	10th, 7.07
			Total TDs	A. Estimé	11th, 7
			Punting	B. McFerson	18th, 45.2

**NOTRE DAME OFFENSE**

Pos.	No.	Name	Ht.	Wt.	Class	Elig.*
WR	83	Jayden Thomas	6-1½	221	Jr.	So.
	17	Rico Flores Jr.	6-0½	205	Fr.	Fr.
WR	4	Chris Tyree	5-9½	192	Sr.	Sr.
	19	Jaden Greathouse	6-1	204	Fr.	Fr.
LT	76	Joe Alt	6-8	322	Jr.	Jr.
	79	Tosh Baker	6-8	317	Sr.	Jr.
LG	78	Pat Coogan	6-5½	303	Jr.	So.
	74	Billy Schrauth	6-4½	311	So.	Fr.
C	52	Zeke Correll	6-3	306	Gr.	Sr.
	70	Ashton Craig	6-4¼	307	So.	Fr.
RG	50	Rocco Spindler	6-4⅝	314	Jr.	So.
	73	Andrew Kristofic	6-5¼	305	Gr.	Sr.
RT	54	Blake Fisher	6-6	315	Jr.	So.
	59	Aamil Wagner	6-6	288	So.	Fr.
TE	88	Mitchell Evans	6-5½	251	Jr.	Jr.
	13	Holden Staes	6-4¼	242	So.	So.
WR	38	Davis Sherwood	6-3	238	Jr.	Jr.
	5	Tobias Merriweather	6-4	204	So.	So.
QB	17	Rico Flores Jr.	6-0½	205	Fr.	Fr.
	10	Sam Hartman	6-1½	212	Gr.	*Sr.
RB	18	Steve Angeli	6-2¾	211	So.	Fr.
	7	Audric Estimé	5-11½	227	Jr.	Jr.
or	3	Gi'Bran Payne	5-9½	208	So.	Fr.
	24	Jadarian Price	5-10¾	206	So.	Fr.
or	22	Devyn Ford	5-11	200	Gr.	Sr.
	12	Jeremiyah Love	5-11¾	197	Fr.	Fr.

**NOTRE DAME SPECIAL TEAMS**

Pos.	No.	Name	Ht.	Wt.	Class	Elig.*
KO	32	Spencer Shrader	6-1¾	200	Gr.	Sr.
	92	Zac Yoakam	5-8	188	So.	So.
PK	32	Spencer Shrader	6-1¾	200	Gr.	Sr.
	92	Zac Yoakam	5-8	188	So.	So.
P	14	Bryce McFerson	6-1½	197	So.	Fr.
	43	Ben Krimm	6-1½	204	Gr.	Sr.
LS	65	Michael Vinson	6-2	242	Gr.	*Sr.
	51	Rino Monteforte	5-7	195	So.	So.

**TWO-DEEP TIDBITS - OFFENSE**

**Jayden Thomas** is the leading returning receiver for the Irish in 2023. He leads all wide outs on the team this season with 13 catches for 195 yards. He missed the game at Duke with a leg injury.

**Chris Tyree** has shifted to wide receiver after three years as a running back with the Irish. Tyree has made a key play in each of Notre Dame's five victories this season, which includes a career-best 76-yard touchdown reception against Central Michigan.

True freshman **Jaden Greathouse** nabbed a 35-yard touchdown pass on his first career touch against Navy. He followed up with a 20-yard scoring catch later in the game. He missed the game at Duke with a leg injury.

**Joe Alt**, the son of former NFL All-Pro John Alt, is one of four team captains for the Irish this season, has been selected as a consensus preseason All-American and is on the Outland, Lombardi and Walter Camp Award watch lists. See page 7 for more on Alt.

**Pat Coogan** made his first career start in just his second game played against Navy. He has helped the Irish average 192.2 rushing yards per game.

**Zeke Correll** has played guard and center during his career and now enters the season as one of the top snappers in the nation. He will make his 29th-career start on the Irish offensive line at Louisville and is on the Rimington Award watch list.

**Rocco Spindler** joined Coogan to make his first career start at guard for the Irish against Navy and helped pave the way for 236 rushing yards against Central Michigan.

**Blake Fisher** is one of the more athletic right tackles in the nation, Fisher combines with Joe Alt to provide Notre Dame one of the best offensive tackle bookends in the nation.

**Mitchell Evans** leads the Irish in receiving with 18 catches for 272 yards after establishing career highs in his last three game played. He peaked with 134 receiving yards in the victory at No. 17 Duke last weekend. He also plays a key role in some of Notre Dame's short yardage packages by taking direct snaps. He rushed for five first downs and a touchdown from under center last season.

**Holden Staes** capped the scoring against Central Michigan with a four-yard catch which followed up his career-best game at NC State which included four catches for 115 yards and two touchdowns. Both of those touchdowns came from more than 30 yards (30, 45). Staes and Evans combine as the only two TEs, from the same team, to post two 100-yard receiving performances this season.

**Rico Flores Jr.** earned his first career start against Central Michigan and responded with early career-highs of three catches and 60 receiving yards. His first career touchdown reception against Ohio State provided the Irish their first lead of the game last weekend. Flores also nabbed a crucial two-point conversion in the game's final minutes at No. 17 Duke.

**Sam Hartman** continues his ascent up the FBS career passing touchdown and yardage lists this season. See page 6 for much more on Hartman.

**Audric Estimé** leads all FBS running backs with 672 rushing yards this season and owns three 100-yard performances in the first six games of the year.

**Jadarian Price's** first career carry against Navy was a 19-yard touchdown. His second career catch was a 40-yard touchdown reception vs. Tennessee State.

**Spencer Shrader** showed off his incredibly strong leg at NC State, connecting on a Notre Dame record 54-yard field goal in the first quarter, then just missing a 56-yard attempt later the in the game. The 56-yard effort had plenty of distance and hit the left upright. Shrader followed up with a 50-yard field goal against Central Michigan.

Shrader is already tied for fifth on the Notre Dame career charts for 50-yard field goals with two. The school record is four held by Jonathan Doerer (2017-21) and Kyle Brindza (2011-14).

**Bryce McFerson** has a booming leg showed that off against NC State. He punted six times in the game, averaging 50.7 yards per attempt. He also posted a career-best 59-yard punt against the Wolfpack. He also uncorked a 57-yard effort last weekend at Duke.

**Michael Vinson** is in his sixth year at Notre Dame and is one of the top long snappers in the nation. He has developed into a clear leader not only for the Irish special teams, but the entire roster.



NOTRE DAME DEFENSE

Table with 7 columns: Pos., No., Name, Ht., Wt., Class, Elig.\*. Lists defensive players including Jordan Botelho, Joshua Burnham, Rylie Mills, Jason Onye, Donovan Hinish, Howard Cross III, Gabe Rubio, Javontae Jean-Baptiste, Nana Osafo-Mensah, Joshua Burnham, Marist Liufau, Jaiden Ausberry, JD Bertrand, Drayk Bowen, Jack Kiser, Jaylen Sneed, Cam Hart, Jaden Mickey, DJ Brown, Antonio Carter II, Thomas Harper, Xavier Watts, Ramon Henderson, Benjamin Morrison, Christian Gray, and Clarence Lewis.

NOTRE DAME SPECIAL TEAMS

Table with 7 columns: Pos., No., Name, Ht., Wt., Class, Elig.\*. Lists special teams players including Bryce McFerson, Chris Tyree, Jaden Mickey, Devyn Ford, and Jadarian Price.

TWO-DEEP TIDBITS - DEFENSE

Jordan Botelho leads the team with two sacks this season and, among his 17 tackles, owns four third-down stops.

Joshua Burnham is has 2.5 TFL this season, while also posting a sack and two quarterback hurries as a key role player off the bench.

Rylie Mills is No. 10 on The Athletic's Freak List for his work in the weight room and has been disruptive on the defensive line so far in 2023. Mills is coming off a career-best seven tackles in the victory at No. 17 Duke last weekend.

Jason Onye posted an early-career-best game with five tackles against Tennessee State. He also blocked his first career field goal, preventing TSU points after the Irish fumbled a kick return and gifted the Tigers the ball at the ND 12-yard line.

Howard Cross III is the only Power 5 defensive lineman with double-digit tackles in a game this season after his dominating 13-tackle, two-forced fumble performance at Duke last weekend. He was named the Senior Bowl Defensive Player of the Week on Monday, October 2, then earned nods as the Bednarik Award Player of the Week and the Walter Camp Defensive Player of the Week on October 3.

Javontae Jean-Baptiste played perhaps the best game of his career against Ohio State, posting a career-high eight tackles. JJB has been consistent across the Irish defensive line all season and is fifth on the team in tackles (26) and leads the Irish with six quarterback hurries.

Nana Osafo-Mensah is a leader in the defensive line group and a steady force against the run.

Marist Liufau enters his second full season as a starter in 2023 and has been all over the field through the first six games of the year. He has 23 tackles on the season, two quarterback hurries and a forced fumble.

JD Bertrand missed the CMU game in concussion protocol and returned against Ohio State to tie for the team lead in tackles with eight. He followed up with 11 tackles against Duke last weekend.

Jack Kiser does a little bit of everything for the Irish defense, and can appear on the line or even as a spot safety if necessary. He is third on the team with 30 tackles after piling up a career-best 10 while starting at Mike linebacker for JD Bertrand against Central Michigan.

Cam Hart was voted a captain by his teammates this season, and looks poised for a highly productive final season with the Irish. Among the most veteran defenders on the team (41 games played) Hart has 78 career tackles, 16 PBUs and two interceptions.

DJ Brown returned for a fifth year and is the 'quarterback' of the back seven for Notre Dame's defense. Brown picked off his fourth career pass against NC State, missed the CMU game with a leg injury but returned against Ohio State to finish with three tackles and two PBUs.

Xavier Watts has grown from a rookie wide receiver into one of Notre Dame's starting safeties. Both of his interceptions this season (at NC State, at Duke) have set Notre Dame up in the red zone and directly led to 10 points (seven at NC State, three at Duke).

Benjamin Morrison was a Freshman All-American last season, and is focused on taking his game to an even higher level in 2023. He intercepted his first pass of the season at NC State. See page 7 for more on Morrison.

The Irish defense is filled with talented younger players eager to make their mark with increased playing time in 2023. Jaylen Sneed loves to pressure the quarterback and get downhill on running situations. Christian Gray, a true freshman, has earned the trust of position coach Mike Mickens to be listed as a back up to Benjamin Morrison.

While those talented younger players are ready for their moment, there are three key veterans in the back seven of the defense who will play key roles. Clarence Lewis has played in 43 games at Notre Dame and scored his first career touchdown on a 33-yard interception return against Tennessee State.

Thomas Harper, a transfer from Oklahoma State, made his first start in an Irish uniform against TSU and followed up with a team-high seven tackles at NC State. He continued his playmaking moments with his first career sack against Central Michigan.

Antonio Carter II jumps up a level from Rhode Island and will provide the Irish safeties depth and contribute across the Irish special teams.

\* - Super Senior

Note: Class years are academic enrollment; Eligibility is in regards to on the field.

**ALPHABETICAL ROSTER/PRONUNCIATIONS**

No.	Name	Pronunciation
75	Sullivan Absher	
76	Joe Alt	
18	Steve Angeli	Ann-JELL-ee
33	Sam Assaf	Aye-saff
96	Cole Aubrey	
19	Marty Auer	like hour
23	Jaiden Ausberry	
79	Tosh Baker	
15	Ryan Barnes	
84	Kevin Bauman	Bauw-man
16	Micah Bell	Mike-ah
27	JD Bertrand	
12	Jordan Botelho	Bo-TELL-ho
34	Drayk Bowen	Drake BOE-enn
2	DJ Brown	
40	Joshua Burnham	
68	Michael Carmody	Car-mah-dee
4	Antonio Carter II	
77	Ty Chan	
0	Deion Colzie	
78	Pat Coogan	
37	Henry Cook	
52	Zeke Correll	core-elle
70	Ashton Craig	
56	Howard Cross III	
16	Dylan Devezin	DEV-eh-zen
48	Marcello Diomede	Mar-chell-oh Dee-oh-med-ee
26	Chase Dixon	
31	Bryan Dowd	
26	Isaiah Dunn	
28	Griffin Eifert	Eye-fert
7	Audric Estimé	Aw-drick Ess-tim-may
88	Mitchell Evans	
80	Jordan Faison	Fai-zonn
54	Blake Fisher	
23	Justin Fisher	
87	Cooper Flanagan	
17	Rico Flores Jr.	Ree-coh Floor-rez
22	Devyn Ford	Dev-in
95	Tyson Ford	
42	Henry Garrity	Gare (like stare)-itty
91	Aiden Gobaira	Ay-den Go-BYE-ruh
29	Christian Gray	
19	Jaden Greathouse	
13	Thomas Harper	
5	Cam Hart	
10	Sam Hartman	
11	Ramon Henderson	RAH-moan
41	Donovan Hinish	HIGH-nish
98	Devan Houston	Dev-in Houston (like the city)
56	Charles Jagusah	Jaw-goo-saw
14	Braylon James	
1	Javontae Jean-Baptiste	Ja-von-tay Szawn Bap-teest
92	Aidan Keanaaina	Key-aw-nah-eye-nah
27	Chase Ketterer	Ket-err-err
24	Jack Kiser	KYE-zerr
43	Ben Krimm	
73	Andrew Kristofic	Kris-TAH-fick
57	Andrew Kros	Cross

**NUMERICAL ROSTER**

No.	Name	Pos.	Ht.	Wt.	Cl.	Elg.	Hometown/High School
0	Deion Colzie	WR	6-4 ¼	210	Jr.	Jr.	McDonough, GA/Athens Academy
0	Xavier Watts	S	5-11 ¾	204	Sr.	Jr.	Omaha, NE/Harry A. Burke
1	Javontae Jean-Baptiste	DL	6-4 ½	260	Gr.	*Sr.	Spring Valley, NY/Bergen Catholic/Ohio State
2	DJ Brown	S	6-1 ¼	202	Gr.	*Sr.	Annapolis, MD/St. John's College
3	Gi'Bran Payne	RB	5-9 ½	208	So.	Fr.	Cincinnati, OH/LaSalle
3	Jaylen Sneed	LB	6-2	223	So.	Fr.	Hilton Head Island, SC/Hilton Head
4	Antonio Carter II	S	5-11 ¾	207	Gr.	Sr.	Orlando, FL/Oak Ridge/Rhode Island
4	Chris Tyree	WR	5-9 ½	192	Sr.	Sr.	Chester, VA/Thomas Dale
5	Cam Hart (C)	CB	6-2 ½	207	Gr.	Sr.	Baltimore, MD/Good Counsel
5	Tobias Merriweather	WR	6-4	204	So.	So.	West Camas, WA/Union
6	Clarence Lewis	CB	5-11 ½	202	Sr.	Sr.	Edison, NJ/Mater Dei
7	Audric Estime	RB	5-11 ½	227	Jr.	Jr.	Nyack, NY/St. Joseph Regional
7	Jaden Mickey	CB	5-11 ½	181	So.	So.	Eastvale, CA/Centennial
8	Marist Liufau	LB	6-2 ¼	239	Gr.	Sr.	Kalihi, HI/Punahou
8	Kenny Minchey	QB	6-1 ½	219	Fr.	Fr.	Hendersonville, TN/John Paul Pope II
9	Eli Raridon	TE	6-6 ¾	250	So.	So.	Des Moines, IA/Valley
10	Sam Hartman (C)	QB	6-1 ½	212	Gr.	*Sr.	Charlotte, NC/Oceanside Collegiate/Wake Forest
11	Ramon Henderson	S	6-1	196	Sr.	Sr.	Bakersfield, CA/Liberty
11	KK Smith	WR	5-11	168	Fr.	Fr.	Frisco, TX/Reedy
12	Jordan Botelho	LB	6-2 ½	264	Sr.	Sr.	Honolulu, HI/Saint Louis
12	Jeremiah Love	RB	5-11 ⅞	197	Fr.	Fr.	St. Louis, MO/Christian Brothers
13	Thomas Harper	S	5-10 ⅝	195	Gr.	*Sr.	Knoxville, TN/Karns/Oklahoma State
13	Holden Staes	TE	6-4 ¼	242	So.	So.	Atlanta, GA/The Westminster School
14	Braylon James	WR	6-2 ⅞	202	Fr.	Fr.	Austin, Texas/Stony Point
14	Bryce McFerson	P	6-1 ½	197	So.	Fr.	Indian Trail, NC/Metrolina Christian Academy
15	Ryan Barnes	CB	6-1 ⅞	186	Jr.	So.	Gaithersburg, MD/Quince Orchard
16	Micah Bell	CB	5-9 ½	173	Fr.	Fr.	Houston, TX/The Kinkaid School
16	Dylan Devezin	QB	6-1 ⅞	222	So.	So.	New Orleans, LA/St. Augustine
17	Rico Flores Jr.	WR	6-0 ⅞	205	Fr.	Fr.	North Highlands, CA/Folsom
17	Brenan Vernon	DL	6-4 ¾	259	Fr.	Fr.	Mentor, OH/Mentor
18	Steve Angeli	QB	6-2 ¾	211	So.	Fr.	Westfield, NJ/Bergen Catholic
18	Chance Tucker	CB	5-11 ¾	184	Jr.	So.	Encino, CA/Crespi Carmelite
19	Marty Auer	S	5-11 ½	200	Jr.	Jr.	Glenview, IL/Loyola Academy
19	Jaden Greathouse	WR	6-1	204	Fr.	Fr.	Austin, Texas/Westlake
20	Benjamin Morrison	CB	6-0 ¼	185	So.	So.	Phoenix, AZ/Brophy Prep
21	Adon Shuler	S	5-11 ½	208	Fr.	Fr.	Irvington, NJ/Irvington
22	Devyn Ford	RB	5-11	200	Gr.	Sr.	Stafford, VA/North Stafford/Penn State
22	Ben Minich	S	5-11 ⅞	193	Fr.	Fr.	West Chester, OH/Lakota West
23	Jaiden Ausberry	LB	6-0 ⅞	224	Fr.	Fr.	Baton Rouge, LA/University Laboratory School
23	Justin Fisher	TE	6-1 ¾	237	So.	So.	Mishawaka, IN/Mishawaka
24	Jack Kiser	LB	6-1 ⅝	232	Gr.	Sr.	Royal Center, IN/Pioneer
24	Jadarian Price	RB	5-10 ¾	206	So.	Fr.	Denison, TX/Denison
25	Preston Zinter	LB	6-2	232	Fr.	Fr.	North Andover, MA/Central Catholic
26	Chase Dixon	WR	5-11 ¾	183	Sr.	Sr.	Rockford, IL/Boylan Central Catholic
26	Isaiah Dunn	CB	5-11	179	So.	So.	Santa Fe Springs, CA/St. Paul
27	JD Bertrand (C)	LB	6-1	233	Gr.	Sr.	Alpharetta, GA/Blessed Trinity
27	Chase Ketterer	RB	5-11 ¾	208	Sr.	Sr.	New Carlisle, IN/New Prairie
28	Griffin Eifert	WR	6-0 ½	209	Sr.	Sr.	Fort Wayne, IN/Bishop Dwenger
28	Luke Talich	DB	6-3 ⅝	198	Fr.	Fr.	Cody, WY/Cody
29	Christian Gray	CB	5-11 ¾	189	Fr.	Fr.	St. Louis, MO/De Smet Jesuit
29	Matt Salerno	WR	6-0 ⅝	199	Gr.	*Sr.	Valencia, CA/Crespi Carmelite
30	Skip Velotta	RB	5-8 ⅞	209	Gr.	Sr.	Cleveland, OH/St. Ignatius
31	Nana Osafo-Mensah	DL	6-3 ⅞	264	Gr.	Sr.	Fort Worth, TX/Nolan Catholic
31	Bryan Dowd	P	6-3	175	Sr.	Sr.	Willow Springs, IL/Fenwick
32	Chris Salerno	K	5-10 ½	203	Jr.	Jr.	Valencia, CA/Crespi Carmelite
32	Spencer Shrader	K	6-1 ¾	200	Gr.	Sr.	Lithia, FL/Newsome/USF
33	Sam Assaf	RB	6-1	200	Gr.	Sr.	Atlanta, GA/Pace Academy
33	Tre Reader	LB	6-0 ¾	214	So.	So.	Tampa, FL/Berkeley Prep
34	Drayk Bowen	LB	6-2	234	Fr.	Fr.	St. John, IN/Andean HS

**ALPHABETICAL ROSTER/PRONUNCIATIONS**

No.	Name	Pronunciation
6	Clarence Lewis	
8	Marist Liufau	Lee-UH-fauw
12	Jeremiah Love	
14	Bryce McFerson	Mc-fuhr-son
5	Tobias Merriweather	
7	Jaden Mickey	
99	Rylie Mills	
8	Kenny Minchey	Minn-shee
22	Ben Minich	Minn-ick
51	Rino Monteforte	Reno (like the city) Montah-fort-tay
20	Benjamin Morrison	
93	Armel Mukam	Moo-cam
53	Quinn Murphy	
47	Jason Onye	Own-yay
45	Kobi Onyike	Own-you-kay
31	Nana Osafo-Mensah	Nah-nah Os-SAH-fo-men-sah
64	Joe Otting	Ott (like otter)-ing
3	Gi'Bran Payne	Gih-bron (like LeBron)
72	Sam Pendleton	
81	Jack Polian	Pole-lian
24	Jadarian Price	Jah-DAR (like dart)-ee-an
9	Eli Raridon	Rare-i-don
33	Tre Reader	Reed-err
58	Grant Ristoff	Wrist-off
97	Gabriel Rubio	
46	Jerry Rullo	Rule-oh
32	Chris Salerno	
29	Matt Salerno	
35	Hakim Sanfo	Hah-keem
36	Eddie Scheidler	SHIDE-ler
82	Leo Scheidler	SHIDE-ler
74	Billy Schrauth	sh-ROUTH
89	Charlie Selna	
38	Davis Sherwood	
32	Spencer Shrader	Sh-RAID-err
21	Adon Shuler	Uh-donn
11	KK Smith	
3	Jaylen Sneed	
50	Rocco Spindler	
13	Holden Staes	Stays
28	Luke Talich	Taal (like tally)-ich
55	Chris Terek	
83	Jayden Thomas	
51	Boubacar Traore	Boob-ah-car Tray-or-ree
18	Chance Tucker	
44	Junior Tuihalamaka	Tooye-ah-la-maka
4	Chris Tyree	
30	Skip Velotta	like lotta
17	Brenan Vernon	
65	Michael Vinson	
59	Aamil Wagner	Ah-meal
0	Xavier Watts	Ex-avier
86	Alex Whitman	
71	Brennan Wicks	
39	Andrew Yanoshak	
92	Zac Yoakam	Yo-cam
42	Nolan Ziegler	Zeeg-luhr
25	Preston Zinter	

**NUMERICAL ROSTER**

No.	Name	Pos.	Ht.	Wt.	Cl.	Elg.	Hometown/High School
35	Hakim Sanfo	TE	6-4 5/8	235	Sr.	Sr.	Alexandria, VA/Mount Vernon
36	Eddie Scheidler	S	5-10 1/8	190	Gr.	Sr.	Lake Forest, IL/Lake Forest
37	Henry Cook	WR	5-9 5/8	184	Sr.	Sr.	Shaker Heights, OH/St. Ignatius
38	Davis Sherwood	TE	6-3	238	Jr.	Jr.	Hightstown, NJ/Good Counsel
39	Andrew Yanoshak	TE	6-1 7/8	231	Jr.	Jr.	Bedford, PA/Bishop Guilfoyle
40	Joshua Burnham	DL	6-3 1/2	248	So.	Fr.	Traverse City, MI/Traverse City Central
41	Donovan Hinich	DL	6-1 5/8	280	So.	Fr.	Pittsburgh, PA/Central Catholic
42	Nolan Ziegler	LB	6-3	234	So.	Fr.	Caledonia, MI/Catholic Central
42	Henry Garrity	TE	6-3 1/8	229	Fr.	Fr.	Bloomfield Hills, MI/Brother Rice
43	Ben Krimm	P	6-1 1/8	204	Gr.	Sr.	Columbus, OH/Upper Arlington/Penn
44	Junior Tuihalamaka	DL	6-1 7/8	254	So.	So.	Granada Hills, CA/Bishop Alemany
45	Kobi Onyike	DL	6-4	285	So.	So.	Richmond, VA/Benedictine College Prep
46	Jerry Rullo	LB	6-0 7/8	214	So.	So.	Havertown, PA/Penn Charter
47	Jason Onye	DL	6-5	294	Jr.	So.	North Providence, RI/Bishop Hendricken
48	Marcello Diomede	K	6-0 3/8	185	Fr.	Fr.	Glen Ellyn, IL/Glenbard West
50	Rocco Spindler	OL	6-4 5/8	314	Jr.	So.	Clarkston, MI/Clarkston
51	Rino Monteforte	LS	5-7	195	So.	So.	Uniondale, NY/Kellenberg Memorial
51	Boubacar Traore	DL	6-4	237	Fr.	Fr.	Boston, MA/Catholic Memorial
52	Zeke Correll	OL	6-3	306	Gr.	Sr.	Cincinnati, OH/Anderson
53	Quinn Murphy	OL	6-5 1/4	312	Gr.	Sr.	Duxbury, MA/Duxbury
54	Blake Fisher	OL	6-6	315	Jr.	So.	Avon, IN/Avon
55	Chris Terek	OL	6-5 1/8	316	Fr.	Fr.	Glen Ellyn, IL/Glenbard West
56	Howard Cross III	DL	6-0 7/8	288	Gr.	Sr.	Paramus, NJ/St. Joseph Regional
56	Charles Jagusah	OL	6-7 1/4	330	Fr.	Fr.	Rock Island, IL/Alleman
57	Andrew Kros	LS	6-3 1/8	229	Fr.	Fr.	Louisville, KY/St. Xavier
58	Grant Ristoff	DL	6-2 7/8	271	Fr.	Fr.	Ladera Ranch, CA/JSerra Catholic/Penn
59	Aamil Wagner	OL	6-6	288	So.	Fr.	Yellow Springs, OH/Wayne
64	Joe Otting	OL	6-3 1/8	289	Fr.	Fr.	Topeka, KS/Hayden
65	Michael Vinson	LS	6-2	242	Gr.	*Sr.	Winnetka, IL/New Trier
68	Michael Carmody	OL	6-5 1/2	291	Sr.	Jr.	Mars, PA/Mars Area
70	Ashton Craig	OL	6-4 1/4	307	So.	Fr.	Lawrenceburg, IN/Lawrenceburg
71	Brennan Wicks	OL	6-5	261	Sr.	Sr.	Forestville, MD/Bishop McNamara
72	Sam Pendleton	OL	6-4 1/8	314	Fr.	Fr.	Lawsonville, NC/Reagan
73	Andrew Kristofic	OL	6-5 1/4	305	Gr.	Sr.	Gibsonia, PA/Pine-Richland
74	Billy Schrauth	OL	6-4 1/2	311	So.	Fr.	Campbellsport, WI/St. Mary's Springs
75	Sullivan Absher	OL	6-6 5/8	326	Fr.	Fr.	Belmont, NC/South Point
76	Joe Alt (C)	OL	6-8	322	Jr.	Jr.	North Oaks, MN/Totino-Grace
77	Ty Chan	OL	6-5	308	So.	Fr.	Lowell, MA/Lawrence Academy
78	Pat Coogan	OL	6-5 1/8	303	Jr.	So.	Palos Heights, IL/Marist
79	Tosh Baker	OL	6-8	317	Sr.	Jr.	Scottsdale, AZ/Pinnacle
80	Jordan Faison	WR	5-10 1/8	182	Fr.	Fr.	Fort Lauderdale, FL/Pine Crest
81	Jack Polian	WR	6-0 1/8	185	Jr.	Jr.	Ponte Vedra, FL/Ponte Vedra
82	Leo Scheidler	WR	6-0	188	So.	So.	Lake Forest, IL/Lake Forest
83	Jayden Thomas	WR	6-1 1/2	221	Jr.	So.	Paulding County, GA/Pace Academy
84	Kevin Bauman	TE	6-4 1/2	256	Sr.	Jr.	Red Bank, NJ/Red Bank Catholic
86	Alex Whitman	WR	6-2	189	Fr.	Fr.	Highstown, NJ/The Peddie School
87	Cooper Flanagan	TE	6-5 7/8	262	Fr.	Fr.	Pleasant Hill, CA/De La Salle
88	Mitchell Evans	TE	6-5 1/8	251	Jr.	Jr.	Wadsworth, OH/Wadsworth
89	Charlie Selna	TE	6-6 1/8	248	Sr.	Sr.	Atherton, CA/Sacred Heart Prep
91	Aiden Gobaira	DL	6-5	256	So.	Fr.	Fairfax, VA/Chantilly
92	Aidan Keanaaina	DL	6-3	309	Sr.	Jr.	Brighton, CO/J.K. Mullen
92	Zac Yoakam	K	5-8	188	So.	So.	Upper Arlington, OH/Upper Arlington
93	Armel Mukam	DL	6-3	280	Fr.	Fr.	La Prairie, Quebec, Canada/Woodberry Forest School
95	Tyson Ford	DL	6-3 7/8	274	So.	Fr.	St. Louis, MO/John Burroughs
96	Cole Aubrey	DL	6-0 5/8	230	Gr.	Sr.	Laguna Niguel, CA/St. John Bosco/Princeton
97	Gabriel Rubio	DL	6-5 1/4	306	Jr.	So.	St. Louis, MO/Lutheran of St. Charles County
98	Devan Houston	DL	6-4	292	Fr.	Fr.	Mississauga, Ontario, Canada/St. James School
99	Rylie Mills	DL	6-5 1/8	306	Sr.	Sr.	Lake Bluff, IL/Lake Forest



**SAM HARTMAN**

- Has thrown 14 touchdowns and zero interceptions this season, which leads all FBS quarterbacks. Washington State's Cameron Ward has thrown 13 touchdowns without an interception, while Missouri's Brady Cook has 11 without a pick.
- Is 17-27 passing in the fourth quarter this season for 213 yards and five touchdowns.
- The 14 passing TDs without a interception is the best Notre Dame streak to start a season, surpassing Jimmy Clausen's nine passing TDs without an interception to start the 2009 season. The best overall streak in Notre Dame history, regardless of where it took place in the season, was 22 touchdowns without an interception by Brady Quinn in 2006.
- Has attempted 145 passes this season without an interception, which is the best streak to start a season in Notre Dame history (surpassing the 103 by Everett Golson in 2014) and the fourth-best overall streak on school history.

**PASSES WITHOUT AN INTERCEPTION - NOTRE DAME HISTORY**

266	Ian Book	2020
228	Brady Quinn	2006
160	Jimmy Clausen	2009
145	Sam Hartman	2023

**PASSES WITHOUT AN INTERCEPTION - 2023 FBS QUARTERBACKS**

158	Drew Allar	Penn State
145	Sam Hartman	Notre Dame
141	Brady Cook	Missouri
141	Cameron Ward	Washington State

- Leads all active FBS quarterbacks in career touchdowns (124) and passing yardage (14,425).
- Is just the ninth FBS quarterback to throw for over 13,000 yards with 120 touchdown passes in a career.
- Holds Wake Forest records for career completions, attempts, total touchdowns and total yards.
- Owns an ACC-record 21 career 300-yard passing performances.
- Second behind Oregon's Bo Nix (52) in active career quarterback starts with 51.
- The 2022 Brian Piccolo Award Winner, which is given annually to the "most courageous" football player in the ACC. Hartman earned the award by making his way back to the field after being diagnosed with Paget-Schroetter syndrome (effort thrombosis). Hartman missed much of the month of August in 2022 and the '22 Wake Forest season-opener.
- Announced his decision to graduate transfer to Notre Dame for his final season of eligibility on January 5, 2023.
- Joined Jack Coan (2021 vs. Florida State) and Ron Powlus (1994 vs. Northwestern) as the only two Irish quarterback to throw four touchdowns in their debuts with the program.

**HARTMAN 2023 NCAA STATISTICAL RANKINGS**

5th	Points Resp. For	98
8th	Pass TDs	14
11th	Pass Efficiency	182.5
14th	Yards Per Comp	15.19
15th	Yard Per Att	10.06
16th	Passing Yards	1,458

**HARTMAN ON ACTIVE FBS CAREER CHARTS**

**TOUCHDOWN PASSES**

	Player	Team	TD Passes
1	Sam Hartman	Notre Dame	124
2	Dillon Gabriel	Oklahoma	110
3	Will Rogers	Mississippi State	89
4	Layne Hatcher	Ball State	87
5	Grayson McCall	Coastal Carolina	84
	Caleb Williams	Southern Cal	84

**PASSING YARDS**

	Player	Team	Passing Yards
1	Sam Hartman	Notre Dame	14,425
2	Dillon Gabriel	Oklahoma	12,793
3	Bo Nix	Oregon	12,303
4	Will Rogers	Mississippi State	11,775
5	Kedon Slovis	BYU	11,213

**PASSING YARDS/GAME**

	Player	Team	Passing Yards/Game
1	Dillon Gabriel	Oklahoma	297.5
2	Will Rogers	Mississippi State	294.4
3	Michael Penix Jr.	Washington	285.2
4	Seth Henigan	Memphis	285.1
5	Caleb Williams	Southern Cal	268.4
6	Sam Hartman	Notre Dame	267.1

**CAREER NCAA RANKINGS**

Hartman has thrown for 124 touchdowns in his career, including 38 scoring throws in 2022 and 39 in 2021. The NCAA record for career touchdown passes is 155 by Case Keenum from 2007-11.

**NCAA CAREER TOUCHDOWN LEADERS**

	Player	Team	Years	GP	Pass TDs
1	Case Keenum	Houston	2007-11	57	155
2	Kellen Moore	Boise State	2008-11	53	142
3	Graham Harrell	Texas Tech	2005-08	45	134
4	Colt Brennan	Hawaii	2005-07	38	131
	Rakeem Cato	Marshall	2011-14	53	131
6	Baker Mayfield	Texas Tech/Oklahoma	2013, 2015-17	48	131
7	Sam Hartman	Wake Forest/Notre Dame	2018-active	52	124
8	Landry Jones	Oklahoma	2009-12	52	123
9	Ty Detmer	BYU	1988-91	46	121
10	Aaron Murray	Georgia	2010-13	52	121

**NCAA CAREER PASSING YARDAGE LEADERS**

	Player	Team	Years	GP	Pass Yds
1	Case Keenum	Houston	2007-11	57	19,217
2	Timmy Chang	Hawaii	2000-04	53	17,072
3	Landry Jones	Oklahoma	2009-12	52	16,646
4	Graham Harrell	Texas Tech	2005-08	45	15,793
5	Ty Detmer	BYU	1988-91	46	15,031
6	Kellen Moore	Boise State	2008-11	53	14,667
7	Baker Mayfield	Texas Tech/Oklahoma	2013, 2015-17	48	14,607
8	Luke Falk	Washington State	2013-17	43	14,486
9	<b>Sam Hartman</b>	<b>Wake Forest/Notre Dame</b>	<b>2018-active</b>	<b>51</b>	<b>14,425</b>
10	Colt Brennan	Hawaii	2005-07	38	14,193
11	Rakeem Cato	Marshall	2011-14	53	14,079

**AUDRIC ESTIMÉ**

**ESTIMÉ 2023 NCAA STATISTICAL RANKINGS**

1st	Rushing Yards	672
8th	Rushing TDs	7
9th	Rushing Yards/Game	112.0
10th	Yards Per Carry	7.07
11th	Total Touchdowns	7
24th	All Purpose Yards	125.33
31st	Total Points Scored	42

- Junior Audric Estimé led the 2022 Irish rushing attack with 920 yards, averaging 5.9 yards-per-carry and logging 11 rushing touchdowns.
- Estimé is leading the Irish in rushing this season as well, earning 95 yards against Navy, 116 against Tennessee State, matching his career high with 134 yards at NC State and then following up with his career-best 176 yards versus Central Michigan.
- Estimé gets stronger as the game progresses. He has 22 rushes in the fourth quarter this season for 194 yards (8.8 average) and two touchdowns. He has nine carries that came between his 16th and 20th carry of the game this season and on those nine attempts has rushed for 124 yards (13.8 average). He finished off No. 17 Duke with a 30-yard run with just 31 seconds remaining in the game.

**MITCHELL EVANS**

Junior tight end Mitchell Evans has emerged as one of Notre Dame's strongest offensive weapons this season. In three of his last four games played, Evans has increased his single-season receiving yards career best which peaked at 134 yards at No. 17 Duke last weekend.

The Wadsworth, Ohio, native currently leads the Irish with 18 receptions for 272 yards.

Evans caught six passes for 61 yards against Tennessee State, seven passes for 75 yards vs. Ohio State and six passes for 134 yard at Duke.

**FBS TIGHT END RECEPTION YARDS - 2023**

Yds	Rec	Name	School
412	30	Brock Bowers	Georgia
362	26	Dallin Holker	Colorado State
278	13	Ja'Tavion Sanders	Texas
274	18	Isaac Rex	BYU
<b>272</b>	<b>18</b>	<b>Mitchell Evans</b>	<b>Notre Dame</b>

**HOWARD CROSS III**

On a national stage at No. 17 Duke last weekend Howard Cross III posted one of the most dominating defensive performances of the season. Leading the Irish with 13 tackles while forcing two fumbles (including the game-clinching fumble with 0:27 remaining) he earned defensive player of the week nods from Walter Camp, the Bednarik Award and the Senior Bowl.

Cross is the only Power 5 defensive lineman this season to post 10 tackles in a game and just the third in all of FBS. Louisiana-Monroe's Adin Huntington had 14 tackles this season; San Jose's Tre Smith had 13.

Cross also leads all FBS defensive linemen in tackles this season with 35.

**FBS DEFENSIVE LINEMAN TOTAL TACKLES - 2023**

Tackles	Name	School
<b>35</b>	<b>Howard Cross III</b>	<b>Notre Dame</b>
32	Lee Hunter	UCF
30	Keith Randolph Jr.	Illinois

**BENJAMIN MORRISON**

- Sophomore Benjamin Morrison led the Irish with six interceptions in 2022, earning consensus Freshman All-America honors.
- Morrison intercepted his first pass of the season against NC State.
- He was named the Walter Camp Player of the Week after his dominating performance against No. 5 Clemson, setting up Notre Dame's third touchdown with his first career interception, then picking off another pass and returning it 96 yards for a touchdown. He also contributed a career-best seven tackles and a PBU against the Tigers.
- His six interceptions in 2022 were the most for an Irish player since Manti Te'o picked off seven passes on his way to finishing second in the 2021 Heisman Trophy balloting. It also is the most for an Irish cornerback since Cole Luke intercepted four passes in 2014.
- The six interceptions were the third-most for any FBS defensive player in 2022 and tied for the most of any Power 5 defensive back.
- Shares the Notre Dame single-game record for interceptions in a game with 15 other players, picking off three Boston College passes during the 2022 home finale. He ended the Eagles first drive with an interception, then took away a BC scoring chance with an interception in the end zone later in the first quarter. Finally, in the midst of a snow storm in the second half, Morrison earned his third interception tracking down an overthrown screen pass.

**JADEN GREATHOUSE**

True freshman wide receiver Jaden Greathouse was the first freshman wideout to catch two touchdown passes in his first career game against Navy on Aug. 26. He also became just the fifth Irish wide receiver to catch two touchdown passes in a season-opener since 1996.

Michael Floyd did it twice, nabbing three scores in the '09 opener against Nevada then starting the 2011 season with two scoring receptions against USF. Davaris Daniels caught two touchdowns in the 2013 opener against Temple, Will Fuller caught two against Texas in 2015 and Equanemious St. Brown followed up in 2016 with two against the Longhorns.

**TEAM CAPTAINS**

Notre Dame announced the selection of four captains for the 2023 season - junior offensive tackle **Joe Alt**, senior linebacker **JD Bertrand**, senior cornerback **Cam Hart** and graduate student quarterback **Sam Hartman**.

Bertrand becomes the 27th two-time captain in program history. Hartman has now earned captaincy status from his fellow teammates in the last four seasons - 2020, 2021 and 2022 at Wake Forest and now in 2023 at Notre Dame.

**JOE ALT**

Alt's first snaps in a Notre Dame uniform came as a tight end as a true freshman in Notre Dame's first game of the 2021 season at Florida State. Another true freshman, Blake Fisher, had earned the start in that contest but suffered an injury that would sideline him until the Fiesta Bowl.

Alt started to get more focused work at left tackle, moved into the starting lineup at Virginia Tech (the sixth game of his freshman season) and quickly established himself as one of the top young offensive linemen in the nation.

Fisher returned for the bowl game, but at right tackle and Alt followed up his rookie year with a sensational 2022, earning numerous All-America nominations at the end of the season.

In the past two seasons, Alt has performed 585 (according to Pro Football Focus) pass block sets without allowing a single sack (and surrendered just 10 pressures over that same time frame).

**COACHING STAFF CHANGES**

Notre Dame welcomes back a former staff member (who was an analyst in his previous time with the program) in addition to two brand new faces to the Irish coaching staff. Marty Biagi assumes the special teams coordinator role after serving as a special teams analyst with the Irish in 2016. He replaces Brian Mason who moved to the Indianapolis Colts in the NFL.

Gino Guidugli, the Bob and Leslie Mohr Family Quarterbacks Coach and Pass Game Coordinator takes the quarterback room reins from Tommy Rees, who is now the offensive coordinator at Alabama.

Joe Rudolph has also joined the Irish staff at the Joe Moore Offensive Line Coach. He steps in for Harry Hiestand, who retired after the 2022 season.

While not a new face, Gerad Parker - in his second year at Notre Dame - continues his work with the tight ends and will also serve as the John and Bobbie Arlotta Family Offensive Coordinator.

Along with those staff changes, selected members of the returning Irish coaching staff assumed new titles. Deland McCullough added Run Game Coordinator and Mike Mickens is the Defensive Pass Game Coordinator.

**YEAR TWO OF A GOLDEN DEFENSE**

Notre Dame will enter the season with the same defensive coordinator for the second consecutive year, something that has not occurred since the 2020 season.

Clark Lea left after the 2020 season to be the head coach at Vanderbilt. He was replaced by Marcus Freeman who was promoted to head coach at the conclusion of the '21 regular season.

In 2023, Al Golden will enter his second year as the head of the Irish defense and hopes to get that second-year-in-the-system bounce.

Golden's first Irish defense was a solid 21st overall in total defense in '22, bolstered by a rush defense that held Notre Dame's opponents under 200 total rushing yards per game for the first time since 2019.

Lea held the defensive coordinator spot for three seasons, in his second (2019) the Irish moved from 30th overall in defense to 18th. The rush defense surged from 44th to third.

Some notes on the Irish defense thus far in 2023:

- The Irish defense has started the season in fine form thus far, ranking third in the country in pass efficiency defense (91.30), fourth in total passing yards allowed (146.8), 11th in total defense (271.0) and 14th in scoring defense (13.0).
- Notre Dame held its first five opponents they have faced this year to less than 150 yards rushing, a feat that has only occurred eight times since 1996. In terms of first five games of the year, it matches 1999 for the best streak of holding the opposing team below 150 rushing yards in a game to start the year.
- The Irish have reversed a weakness from the 2022 season. Notre Dame ranked 129th out of 130 FBS teams in red zone defense last season. In a bizarre anomaly, Notre Dame was among the leaders in the nation in limiting opponent Red Zone chances (just 34 in 2022, which was as many allowed as Michigan and Georgia) but opponents came away with points 32 times. This season, the Irish are sixth in the country in red zone defense at .550 (20 chances, 11 scores, just 7 touchdowns).
- Notre Dame is 14th in the country in scoring defense at 13.0 ppg and held each opponent this season well under its average points scored in their other games this season:

Opponent	vs. Notre Dame	All Other Games	Ppg Difference
Navy	3	24.0	-21
Tennessee State	3	25.5	-22.5
NC State	24	31	-7
Central Michigan	17	28.6	-11.6
Ohio State	17	40.3	-23.3
Duke	14	37.3	-23.3

**EXPERIENCE CHART**

In 2022 the Notre Dame roster would finish the season with seven players logging over 50 games played in their career, including defensive back Houston Griffith, who ended his career as the all-time games played leader at Notre Dame with 62.

The Irish roster this season is led by DJ Brown's 52 games played and has been injected with three transfer veterans that boast over 45 career games played:

Player	Games Played	Starts
Sam Hartman	54	51
Javontae Jean-Baptiste	53	12
DJ Brown	52	16
Spencer Shrader	50	n/a
Jack Kiser	46	17
Michael Vinson	46	n/a
Thomas Harper	48	13
JD Bertrand	43	28



**IRISH WILL PLAY 500TH GAME IN NOTRE DAME STADIUM IN 2023**

Since the first season of competition in Notre Dame Stadium in 1930, Notre Dame is 373-117-5 (.759) in the facility and will play the 500th game in 'The House That Rockne Built' against Wake Forest on November 18th.

Here are the other 'milestone' games in Notre Dame Stadium -

- Game 100: No. 2 Notre Dame 21, No. 4 Texas 0 - Sept. 25, 1954 - the first game of the Terry Brennan era at Notre Dame.
- Game 200: No. 5 Notre Dame 48, Air Force 15 - Nov. 22, 1973 - this game is memorable as it was the last non-sellout of Notre Dame Stadium before the program's sell out streak ended at 243 games on Nov. 16, 2019. The Irish and Falcons met on Thanksgiving Weekend in front of 57,236 fans (the capacity of Notre Dame Stadium in 1973 was 59,075).
- Game 300: No. 13 Tennessee 35, No. 5 Notre Dame 34 - Nov. 19, 1991 - the only game on this list that Notre Dame fans would like to forget. The Volunteers rallied from a 31-7 deficit and partially blocked Notre Dame's potential game-winning field goal as time expired.
- Game 400: Notre Dame 21, San Diego State 13 - the first game of the 2008 season.

**NOTRE DAME FOOTBALL AT NIGHT**

Notre Dame's prime time game with Louisville this weekend marks the third of an unprecedented four consecutive night games the Irish will take part in this season. Here is some history and perspective on Notre Dame football in prime time.

- Until the 1997 season, Notre Dame Stadium did not feature permanent light structures and any home game played at night before that '97 season required portable light stands to be brought in for the games.
- Notre Dame played its first night game at Miami FL on October 7, 1955, when the fifth-ranked Irish defeated the 15th-ranked Hurricanes 14-0. The series with Miami FL was the main catalyst of prime time games for the program through the 1970s with seven of Notre Dame's first 19 night games played against the Hurricanes in Miami.
- The first night game in Notre Dame Stadium occurred in 1982, when No. 20 Notre Dame knocked off No. 10 Michigan. Notre Dame Stadium then played host to a night game in 1984, 1985, 1987, 1988, 1989 and 1990. The 1990 victory over Michigan on Sept. 15 would signal the end of night games at home until 2011.
- Prime time games returned to Notre Dame Stadium in 2011 in a match up with Southern Cal and the Irish have continued to host one or two prime time games at home since that season.
- Previous to this season's four-game run of prime time games, the Irish have only played three consecutive night games four times previously, the most recent in October of 2021 when Notre Dame won at Virginia, defeated Southern Cal at home and then took down North Carolina on the road.
- The most night games the program has ever played in a single season is seven, which could be matched or broken this season depending on a post-season game. Notre Dame completed in seven night games in 2011, 2012, 2018 and 2021.
- Notre Dame has appeared in prime time 152 times with a 94-56-2 record under the lights (night games are defined by any contest that starts after 4 p.m. local time to the site). It is 23-7 all-time in home night games, 22-11 in neutral site contests and 49-38-2 on the road.

**MARCUS FREEMAN FIRST 20 GAMES**

Notre Dame's thrilling last-minute victory at No. 17 Duke last weekend was the 20th game of the Marcus Freeman era at Notre Dame. Through the first 20 games, Freeman's teams have scored the second-most points in program history and are tied for the second-most ranked wins:

**NOTRE DAME HEAD COACHES - FIRST 20 GAMES**

Coach	W	L	T	Points	Ranked Wins
Charlie Weis	16	4	0	680	4
<b>Marcus Freeman</b>	<b>14</b>	<b>6</b>	<b>0</b>	<b>670</b>	<b>5</b>
Jesse Harper	17	3	0	667	n/a
Lou Holtz	13	7	0	608	4
Brian Kelly	12	8	0	562	2
Ara Parseghian	16	3	1	557	1
Knut Rockne	17	1	2	513	n/a
Hunk Anderson	14	4	2	482	n/a
Bob Davie	13	7	0	482	3
Terry Brennan	17	3	0	471	6
Dan Devine	15	5	0	465	2
Gerry Faust	11	8	1	408	3
Tyrone Willingham	12	8	0	404	4
Frank Leahy	15	2	3	373	5
Elmer Layden	15	4	1	286	n/a
Joe Kuharich	7	13	0	282	2

**GAME WINNING DRIVES**

Notre Dame's 95-yard game-winning drive at No. 17 Duke last weekend is the longest game clinching scoring drive in the game's last three minutes in school history.

See page 11 for a full list of Irish game-clinching drives.

Year	Opponent	Score	Plays	Yards	GW Score Time	GW Score
2023	at Duke	21-14	10	95	0:31	30-yd run
2019	Virginia Tech	21-20	18	87	0:29	7-yd run
1937	Southern Cal	13-6	2	85	1:45	8-yd run
1990	Penn State	20-19	12	81	1:06	2 pt conv.

**FOUR CONSECUTIVE RANKED OPPONENTS**

With Louisville earning the No. 25 ranking in the latest Associated Press Top 25, Notre Dame will end up facing four consecutive ranked opponents for the first time since 2000 (Southern Cal is ranked in the top 10 and should remain among the Top 25 regardless of this weekend's outcome).

Before the fourth game, this weekend's prime time game at Louisville will be the third-straight ranked opponent the Irish will face – and that has not occurred since 2003.

**NOTRE DAME FOUR STRAIGHT RANKED OPPONENTS HISTORY**

Year	Date	Opponent	Date	Opponent	Date	Opponent	Date	Opponent
2023	9/23	No. 6 Ohio State, L, 14-17	9/30	at No. 17 Duke, W, 21-14	10/7	at No. 25 Louisville, TBA	10/14	TBA Southern Cal, TBA
2000	9/2	No. 25 Texas A&M, W, 24-10	9/9	No. 1 Nebraska, L (OT), 24-27	9/16	No. 13 Purdue, W, 23-21	9/23	at No. 23 Michigan State, L, 21-27
1992	11/7	No. 9 Boston College, W, 57-7	11/14	No. 22 Penn State, W, 17-16	11/28	at No. 19 Southern Cal, W, 31-23	1/1/1993	vs. No. 4 Texas A&M, W, 28-3
1990	11/10	at No. 9 Tennessee, W, 34-29	11/17	No. 18 Penn State, L, 21-24	11/24	at No. 18 Southern Cal, W, 10-6	1/1/1991	vs. No. 1 Colorado, L, 9-10
1957	11/2	No. 16 Navy, L, 6-20	11/9	at No. 4 Michigan State, L, 6-34	11/16	at No. 2 Oklahoma, W, 7-0	11/23	No. 8 Iowa, L, 13-21
1943	10/30	vs. No. 3 Navy, W, 33-6	11/6	vs. No. 3 Army, W, 26-0	11/13	at No. 8 Northwestern, W, 25-6	11/20	No. 2 Iowa Pre Flight, W, 14-13

Across the country among Top 25 teams (as of Oct. 2) No. 7 Washington is scheduled to face four straight ranked opponents this season – at No. 9 Southern Cal (11/4), vs. No. 18 Utah (11/11), at No. 15 Oregon State (11/18) and No. 13 Washington State (11/25). No. 20 Kentucky defeated No. 22 Florida last weekend and now faces No. 1 Georgia this weekend, No. 21 Missouri Oct. 14, a bye week then No. 22 Tennessee.

**TELEVISION RATINGS**

Notre Dame has been among the top-15 most-viewed games in each of the five weeks the Irish have been on a linear broadcast this season and was among the top six most-watched games in four of those five weeks.

**NOTRE DAME TELEVISION RATING WEEK-BY-WEEK**

Week	Opponent	Network	Rating	Viewers	CFB Rating Ranking That Week
5	Duke	ABC	2.9	5.32M	3
4	Ohio State	NBC	5.1	9.98M	2
2	NC State	ABC	1.7	2.93M	6
1	Tenn. State	NBC	0.9	1.56M	15
0	Navy	NBC	1.9	3.56M	1

**OVERALL COLLEGE FOOTBALL VIEWERS IN 2023**

Team	Total
Colorado	42.59
NOTRE DAME	23.35
Alabama	21.56
Florida State	19.36
Ohio State	18.67
Nebraska	18.33
LSU	18.13
Texas	17.92

**GAME-WINNING DRIVE HISTORY**

Notre Dame's thrilling come-from-behind victory at No. 17 Duke last weekend is the longest game-winning drive, which ended in the game's final three minutes, in school history.

Season	Opponent	H/A/N	ND Rank	Opp Rank	Date	ND	Opp	Quarterback	Game-Winning Play	GW Score Time	GW Drive
2023	Duke	A	11	17	9/30/2023	21	14	Hartman, Sam	A. Estimé 30-yd run	0:31	10-95
2021	Virginia Tech	A	13		10/9/2021	32	29	Coan, Jack	J. Doerer 48-yd FG	0:17	7-45
2021	Toldeo	H	8		9/11/2021	32	29	Coan, Jack	M. Mayer 18-yd reception	1:09	3-75
2019	Virginia Tech	H	16		11/2/2019	21	20	Book, Ian	I. Book 7-yd run	0:29	18-87
2016	Miami FL	H			10/29/2016	30	27	Kizer, DeShone	J. Yoon 29-yd FG	0:30	10-34
2015	Temple	A	9	21	10/31/2015	24	20	Kizer, DeShone	W. Fuller 17-yd reception	2:09	6-75
2015	Virginia	A	9		9/12/2015	34	27	Kizer, DeShone	W. Fuller 39-yd reception	0:12	8-80
2014	Stanford	H	9	14	10/4/2014	17	14	Golson, Everett	B. Koyack 23-yd reception	1:01	9-65
2014	vs. LSU (Music City Bowl)	N		23	12/30/2014	31	28	Zaire, Malik	K Brindza 32-yd FG	0:00	14-71
2012	Purdue	H	22		9/8/2012	20	17	Rees, Tommy	K. Brindza 27-yd FG	0:07	12-55
2010	Southern Cal	A			10/27/2010	20	16	Rees, Tommy	R. Hughes 5-yd run	2:23	7-77
2009	Purdue	A			9/26/2009	24	21	Clausen, Jimmy	K. Rudolph 2-yd reception	0:25	12-72
2006	UCLA	H	10		10/21/2006	20	17	Quinn, Brady	J. Samardzija 45-yd reception	0:27	3-80
2005	Stanford	A	6		11/26/2005	38	31	Quinn, Brady	D. Walker 6-yd run	0:55	6-80
2003	Navy	H			11/8/2003	27	24	Quinn, Brady	D.J. Fitzpatrick 40-yd FG	0:00	11-62
2002	Navy	N	9		11/9/2002	30	23	Holiday, Carlyle	O. Jenkins 67-yd reception	2:08	1-67
2002	Michigan State	A	12		9/21/2002	21	17	Dillingham, Pat	A. Battle 60-yd reception	1:15	3-72
1999	Navy	H			10/30/1999	28	24	Jackson, Jarious	J. Johnson 16-yd reception	0:36	16-59
1999	Southern Cal	H			10/16/1999	25	24	Jackson, Jarious	J. Halloway FR in end zone	2:40	8-74
1998	LSU	H	10		11/21/1998	39	36	Jackson, Jarious	R. Nelson 10-yd reception	1:27	12-75
1998	Army	H			10/24/1998	20	17	Jackson, Jarious	J. Sanson 48-yd FG	1:06	10-46
1997	Hawaii	A			11/29/1997	23	22	Powlus, Ron	S. Cengia 20-yd FG	0:05	5-40
1996	Texas	A	9	6	9/21/1996	27	24	Powlus, Ron	J. Sanson 39-yd FG	0:00	3-33
1992	Penn State	H	8	22	11/14/1992	17	16	Mirer, Rick	R. Brooks 2-pt conversion rec	0:20	7-64
1990	Michigan State	A	1	24	9/22/1990	20	19	Mirer, Rick	R. Culver 1-yd run	0:34	12-81
1990	Michigan	H	1	4	9/15/1990	28	24	Mirer, Rick	A. Jarrell 18-yd reception	1:40	9-76
1988	Michigan	H	13	9	9/10/1988	19	17	Rice, Tony	R. Ho 26-yd FG	1:13	10-71
1986	Southern Cal	A		17	11/29/1986	38	37	Beuerlein, Steve	J. Carney 19-yd FG	0:00	5-15
1984	Navy	N			11/3/1984	18	17	Beuerlein, Steve	J. Carney 44-yd FG	0:14	5-56
1982	Miami FL	H	10	17	10/9/1982	16	14	Kiel, Blair	M. Johnston 32-yd FG	0:11	8-55
1980	Michigan	H	8	14	9/20/1980	29	27	Kiel, Blair	H. Oliver 51-yd FG	0:00	5-46
1979	South Carolina	H	14		10/27/1979	18	17	Lisch, Rusty	P. Holohan 2-pt conversion rec	0:42	n/a-80
1978	Houston (Cotton Bowl)	N	10	9	1/1/1979	35	34	Montana, Joe	K. Haines 8-yd reception, PAT	0:00	4-29
1977	Purdue	A	11		9/24/1977	31	24	Montana, Joe	D. Mitchell 5-yd run	1:39	6-70
1975	North Carolina	A	15		10/11/1975	21	14	Montana, Joe	T. Burgmeier 80-yd reception	1:03	1-80
1974	Pittsburgh	H	5	17	11/16/1974	14	10	Clements, Tom	P. Demmerle 8-yd reception	2:49	n/a-55
1971	Purdue	A	2		9/25/1971	8	7	Steenberge, Pat	M. Creaney 2 pt conversion rec	2:58	n/a
1970	LSU	H	2	7	11/21/1970	3	0	Theismann, Joe	S. Hempel 24-yd FG	2:54	n/a-19
1961	Syracuse	A		10	11/18/1961	17	15	Budka, Frank	J. Perkowski 41-yd FG	0:00	n/a
1959	Navy	H			10/31/1959	25	22	White, Don	M. Stickles 43-yd FG	0:32	4-30
1956	North Carolina	H			11/17/1956	21	14	Hornung, Paul	P. Hornung 1-yd run	1:16	13-63
1955	Iowa	H	4		11/19/1955	17	14	Hornung, Paul	P. Hornung 28-yd FG	2:15	n/a-40
1950	North Carolina	H	1	20	9/30/1950	14	7	Williams, Bob	J. Mutscheller 36-yd rec	2:40	n/a
1937	Southern Cal	H	9		11/27/1937	13	6	Puplis, Andy	M. Tonelli 8-yd run	1:45	2-85
1935	Ohio State	A			11/2/1935	18	13	Shakespeare, Bill	W. Milner 19-yd rec	0:32	3-49
1928	Army	N			11/10/1928	12	6	Niemiec, John	J. O'Brien 32-yd rec	2:30	n/a

**NOTRE DAME VS. LOUISVILLE - THE LAST TIME**

	<b>GAME 4</b> October 17, 2020   Notre Dame Stadium	
---	--	---

<b>[4] NOTRE DAME</b>	<b>12</b>
<b>LOUISVILLE</b>	<b>7</b>

NOTRE DAME, IN - The fourth-ranked Notre Dame football team battled the University of Louisville Saturday afternoon at Notre Dame Stadium and prevailed with a 12-7 victory to remain undefeated (4-0, 3-0 ACC) on the season.

The Irish ran the ball well, finishing the afternoon with 232 yards on 49 carries. Sophomore Kyren Williams paced the Irish backfield with 127 yards on 25 carries, marking his third 100-yard rushing effort on the season..

**SCORE BY QUARTERS**

	1	2	3	4	FINAL
Louisville	0	0	7	0	7
Notre Dame	6	0	6	0	12

**SCORING SUMMARY**

1st	9:26	ND	Doerer 32 yd field goal
	:30	ND	Doerer 30 yd field goal
3rd	7:37	UL	Ford 1 yd pass from Cunningham (Turner kick)
	3:43	ND	Book 13 yd run (McKinley pass failed)

**TEAM STATISTICS**

	LOUISVILLE	NOTRE DAME
FIRST DOWNS	14	24
RUSHES-YARDS (NET)	23-96	49-232
PASSING YARDS (NET)	137	106
Passes Comp-Att-Int	17-22-0	11-19-0
TOTAL OFFENSE PLAYS-YARDS	45-233	68-338
Punt Returns-Yards-TD	0-0	0-0
Kickoff Returns-Yards	3-68	1-22
Punts (Number-Avg)	5-40.4	2-41.5
Fumbles-Lost	0-0	0-0
Penalties-Yards	7-60	3-18
Possession Time	23:45	36:15
Third-Down Conversions	3-9	8-14

Rushing:

Louisville - Hawkins 15-51, Cunningham 7-49, Atwell 1 - -4

Notre Dame - Williams 25-127, Book 12-47-1, Tyree 7-32, McKinley 1-15, Davis 1-10, Bramblett 2 - -6

Passing:

Louisville - Cunningham 16-19-0-132-1, Conley 1-2-0-5-0

Notre Dame - Book 11-19-0-106-0

Receiving:

Louisville - Hawkins 5-46, Atwell 4-40, Ford 3-11-1, Fitzpatrick 2-21, Martin 2-11, Smith 1-8

Notre Dame - Skowronek 2-28, Davis 2-17, Tyree 2-15, Austin 1-18, Mayer 1-12, McKinley 1-7, Williams 1-5, Tremble 1-4

Tackles:

Louisville - Montgomery 13, Goldwire 6, Hayes 6

Notre Dame - Bracy 6, Crawford 6, Hamilton 5, Owusu-Koramoah 5

**SERIES HISTORY VS. LOUISVILLE**

H: 1-1-0; A: 1-0-0; N: 0-0-0

Site	Year	Rank	W/L	ND	Louisville
Home	2014		L	28	31
Away	2019	9-	W	35	17
Home	2020	4-	W	12	7

**NOTRE DAME - LOUISVILLE 2023 STATISTICAL COMPARISON**

Statistic	Notre Dame	Louisville
First Downs	130	110
Rushing Yards/YPG	1153/192.2	969/193.8
Rushing Att/YPR	210/5.5	187/5.2
Rushing TDs	12	12
Passing Yards/Game	269.0	301.0
Comp-Att-Int	108-163-0	95-144-6
Passing TDs	16	12
Total Offense/Game	461.2	494.8
Average Per Play	7.4	7.5
Kick Returns	9-169	4-72
Punt Returns	8-51	13-63
Penalties	39-320	34-284
Punts-Avg.	18-45.2	18-38.2
TOP	30:44	31:06
3rd Down	32/69	24/60
4th Down	6/8	5/6

**NOTRE DAME - ACC SCHEDULING AGREEMENT HISTORY**

Year	Opponent	Site	W/L	Score
2014	Syracuse	MetLife Stadium	W	31-15
2014	North Carolina	H	W	50-43
2014	Florida State	A	L	27-31
2014	Louisville	H	L	28-31
2015	Virginia	A	W	34-27
2015	Georgia Tech	H	W	30-22
2015	Clemson	A	L	22-24
2015	Pittsburgh	A	W	42-30
2015	Wake Forest	H	W	28-7
2015	Boston College	Fenway Park	W	16-13
2016	Duke	H	L	35-38
2016	Syracuse	MetLife Stadium	W	50-33
2016	NC State	A	L	3-10
2016	Miami	H	W	30-27
2016	Virginia Tech	H	L	31-34
2017	Boston College	A	W	49-20
2017	North Carolina	A	W	33-10
2017	NC State	H	W	35-14
2017	Wake Forest	H	W	48-37
2017	Miami	A	L	8-41
2018	Wake Forest	A	W	56-27
2018	Virginia Tech	A	W	45-23
2018	Pittsburgh	H	W	19-14
2018	Florida State	H	W	42-13
2018	Syracuse	Yankee Stadium	W	36-3
2019	Louisville	A	W	35-17
2019	Virginia	H	W	35-20
2019	Virginia Tech	H	W	21-20
2019	Duke	A	W	38-7
2019	Boston College	H	W	40-7
2020~	Duke	H	W	27-13
2020~	Florida State	H	W	42-26
2020~	Louisville	H	W	12-7
2020~	Pittsburgh	A	W	45-3
2020~	Georgia Tech	A	W	31-13
2020~	Clemson	H	W	47-40 (20T)
2020~	Boston College	A	W	45-31
2020~	North Carolina	A	W	31-17
2020~	Syracuse	H	W	45-21
2021	Florida State	A	W	41-38 (OT)
2021	Virginia Tech	A	W	32-29
2021	North Carolina	H	W	44-34
2021	Virginia	A	W	28-3
2021	Georgia Tech	H	W	55-0
2022	North Carolina	A	W	45-32
2022	Syracuse	A	W	41-24
2022	Clemson	H	W	35-14
2022	Boston College	H	W	44-0
2023	NC State	A	W	45-24
2023	Duke	A	W	21-14
2023	Louisville	A		
2023	Clemson	A		
2023	Pittsburgh	H		

~ - Notre Dame was a one-year member of the ACC in 2020 due to COVID-19 scheduling challenges.

**NOTRE DAME - ACC SCHEDULING AGREEMENT NOTES**

- In a partnership that began in 2014, the University of Notre Dame and the Atlantic Coast Conference agreed to schedule the Irish to play, on average, five ACC opponents each season. Originally scheduled through the 2025 season, the games have now been scheduled through the 2037 campaign.
- Notre Dame is 42-7 (.857) against ACC opponents since the scheduling agreement began during the 2014 season.
- The Irish completed their fifth-straight undefeated regular season against the ACC in 2022 (4-0). They have won 30-straight games against the ACC in the regular season dating back to 2017.
- In 2020, the Irish went 9-0 in ACC play, with wins over Duke, Florida State, Louisville, Pitt, Georgia Tech, Clemson, Boston College, North Carolina and Syracuse.
- In 2019, the Irish went undefeated against the ACC, beating Louisville, Virginia, Virginia Tech, Duke and Boston College as part of the scheduling agreement.
- The Irish are 34-1 in regular-season games against Atlantic Coast Conference opponents over the last six seasons (2017-23).
- Notre Dame has won 15-straight ACC road games and 17-consecutive ACC home games.
- There have been seasons when the Irish face just four ACC opponents but will eventually even out the agreement by facing six ACC teams in another year (this occurred in 2014, 2015, 2021 and 2022).
- The 2023 Notre Dame ACC schedule marks the first time since the agreement began in 2014 that the Irish will play four of the five ACC games on the road.

**NOTRE DAME VS. ACC**

ND vs.	Won	Lost	Tied
Boston College	18	9	0
Clemson	3	4	0
Duke	6	2	0
Florida State	5	6	0
Georgia Tech	30	6	1
Louisville	2	1	0
Miami (Fla.)	18	8	1
North Carolina	21	2	0
North Carolina State	2	2	0
Pittsburgh	50	21	1
Syracuse	8	3	0
Virginia	4	0	0
Virginia Tech	2	1	0
Wake Forest	5	0	0
<b>TOTALS</b>	<b>174</b>	<b>65</b>	<b>3</b>



**HONORS AND AWARDS**

Alt, Joe	2023 Team Captain		Maxwell Award Watch List
	Outland Trophy Player of the Week - Sept. 19		Davey O'Brien Award Watch List
	Walter Camp Award Watch List		Senior Bowl Watch List
	Outland Trophy Watch List	Kiser, Jack	Notre Dame Special Teams Player of the Game - at Duke
	Lombardi Award Watch List		Notre Dame Defensive Player of the Game - CMU
	Associated Press Preseason All-American - First Team	Liufau, Marist	Notre Dame Defensive Player of the Game - vs. Navy
	<i>The Sporting News</i> Preseason All-American - First Team		Butkus Award Watch List
	Phil Steele Preseason All-American - First Team		Polynesian Player of the Year Watch List
	ESPN Preseason All-American - First Team		Senior Bowl Watch List
	CBS Sports Preseason All-American - First Team	Jean-Baptiste, Javontae	<i>The Athletic</i> Freaks List - No. 82
	<i>The Athletic</i> Preseason All-American - First Team		Senior Bowl Watch List
	<i>Sports Illustrated</i> Preseason All-American - Second Team	Mills, Rylie	Shrine Bowl 'Breakout Defensive Player of the Week' - Oct. 2
	Athlon Sports Preseason All-American - First Team		<i>The Athletic</i> Freaks List - No. 10
Bertrand, JD	2022, 2023 Team Captain		Senior Bowl Watch List
	Butkus Award Watch List	Morrison, Benjamin	Bednarik Award Watch List
	Nagurski Trophy Watch List		Thorpe Award Watch List
	Senior Bowl Watch List		Nagurski Trophy Watch List
Brown, DJ	Notre Dame Defensive Player of the Game - NC State		Associated Press Preseason All-American - Second Team
Carter, Antonio II	Senior Bowl Watch List		<i>The Sporting News</i> Preseason All-American - Second Team
Correll, Zeke	Rimington Award Watch List		Phil Steele Preseason All-American - Second Team
Cross III, Howard	Walter Camp Defensive Player of the Week - Oct. 3		CBS Sport Preseason All-American - Second Team
	Lott IMPACT Trophy Player of the Week - Oct. 4		<i>The Athletic</i> Preseason All-American - Second Team
	Bednarik Award Player of the Week - Oct. 3		<i>Sports Illustrated</i> Preseason All-American - Second Team
	Senior Bowl Defensive Player of the Week - Oct. 2		Athlon Sports Preseason All-American - Third Team
	Notre Dame Defensive Player of the Game - at Duke	Onye, Jason	Notre Dame Special Teams Player of the Game - Tenn. St.
	Notre Dame Defensive Player of the Game - Tenn. State	Osafo-Mensah, NaNa	Senior Bowl Watch List
Estimé, Audric	Notre Dame Offensive Player of the Game - Tenn. State	Price, Jadarian	Comeback Player of the Year Watch List
	Notre Dame Offensive Player of the Game - CMU	Raridon, Eli	Comeback Player of the Year Watch List
	Doak Walker Award Watch List	Staes, Holden	Notre Dame Offensive Player of the Game - NC State
Evans, Mitchell	Notre Dame Offensive Player of the Game - at Duke	Tyree, Chris	Notre Dame Special Teams Player of the Game - vs. Navy
Fisher, Blake	Outland Trophy Watch List		Hornung Award Watch List
	Athlon Sports Preseason All-American - Fourth Team	Vinson, Michael	Patrick Mannelly Award Watch List
Ford, Devyn	Notre Dame Special Teams Player of the Game - CMU		Phil Steele Preseason All-American - Second Team
Freeman, Marcus	Dodd Trophy Coach of the Week - vs. Navy	Shrader, Spencer	Lou Groza Award Watch List
Greathouse, Jaden	247Sports Preseason True Freshman All-American		Notre Dame Special Teams Player of the Game - NC State
	Shawn Alexander Award (Fresh. of the Year) Watch List		
Harper, Thomas	Senior Bowl Watch List		
Hart, Cam	2023 Team Captain		
	<i>The Athletic</i> Freaks List - No. 32		
	Senior Bowl Watch List		
Hartman, Sam	2023 Team Captain		
	Davey O'Brien Great 8 Selection - Sept. 11 (Week Two)		
	Manning Award Star of the Week - Sept. 11 (Week Two)		
	2023 Aer Lingus CFB Classic Most Valuable Player		
	Senior Bowl Player of the Week - Aug. 28 (Week Zero)		
	Notre Dame Offensive Player of the Game - vs. Navy		
	Walter Camp Award Watch List		

**IRISH IN THE NFL**

Team	Name	Pos	Week One Outcome	Week One Stats
Atlanta	Adetokunbo Ogundegi	LB	L, 6-20 at Detroit	DNP
Baltimore	Kyle Hamilton	S	L, 19-22 vs. Indianapolis	9 tackles, 3 sacks
Baltimore	Ronnie Stanley	OT	L, 19-22 vs. Indianapolis	DNP
Baltimore	Sam Mustipher	C	L, 19-22 vs. Indianapolis	started on OL
Carolina	JJ Jansen	LS	L, 27-37 at Seattle	starting long snapper
Carolina	Tommy Tremble	TE	L, 27-37 at Seattle	1 catch, 15 yds
Chicago	Chase Claypool	WR	L, 10-41 at Kansas City	1 catch, 15 yds
Chicago	Cole Kmet	TE	L, 10-41 at Kansas City	2 catches, 22 yds
Chicago	Equanimeous St. Brown	WR	L, 10-41 at Kansas City	DNP
Chicago	Khalid Kareem	DL	L, 10-41 at Kansas City	DNP
Cleveland	Jeremiah Owusu-Koramoah	LB	W, 27-3 vs. Tennessee	6 tackles, 1 TFL
Dallas	Zack Martin	OL	L, 16-28 at Arizona	DNP
Denver	Mike McGlinchey	OL	L, 20-70 at Miami	started on OL
Detroit	Scott Daly	LS	W, 20-6 vs. Atlanta	starting long snapper
Detroit	Julian Okwara	DL	W, 20-6 vs. Atlanta	DNP
Detroit	Romeo Okwara	DL	W, 20-6 vs. Atlanta	2 tackles, PBU
Detroit	Brock Wright	TE	W, 20-6 vs. Atlanta	DNP
Detroit	Brandon Joseph	S	W, 20-6 vs. Atlanta	practice squad
Houston	Kurt Hinish	DL	W, 37-17 vs. Jacksonville	3 tackles
Houston	Jarrett Patterson	OL	W, 37-17 vs. Jacksonville	started on OL
Indianapolis	Quenton Nelson	OL	W, 22-19 at Baltimore	started on OL
Kansas City	Drue Tranquill	LB	W, 41-10 vs. Chicago	8 tackles, .5 sack
Las Vegas	Michael Mayer	TE	L, 18-23 vs. Pittsburgh	two-point conversion
Las Vegas	Jerry Tillery	DL	L, 18-23 vs. Pittsburgh	2 tackles
Las Vegas	Isaac Rochell	DL	L, 18-23 vs. Pittsburgh	1 tackle
Las Vegas	Troy Pride Jr.	DB	L, 18-23 vs. Pittsburgh	practice squad
LA Chargers	Alohi Gilman	S	W, 28-24 at Minnesota	5 tackles, 1 FF, 1 PBU
LA Rams	Ben Skowronek	WR	L, 16-19 vs. Tampa Bay	1 catch, 3 yds
LA Rams	Kyren Williams	RB	L, 16-19 vs. Tampa Bay	38 rush yds, 27 recv yds
Miami	Liam Eichenberg	OL	W, 70-20 vs. Denver	played
Miami	Durham Smythe	TE	W, 70-20 vs. Denver	1 catch, 15 yds
Minnesota	Harrison Smith	S	L, 24-28 vs. LA Chargers	4 tackles, FF
Minnesota	Sheldon Day	DL	L, 24-28 vs. LA Chargers	practice quad
New Orleans	Isaiah Foskey	DL	L, 17-18 at Green Bay	4 tackles
New Orleans	Blake Grupe	K	L, 17-18 at Green Bay	2-2 PATs
New Orleans	Tony Jones Jr.	RB	L, 17-18 at Green Bay	31 rush yds, 21 recv yds
New Orleans	Tommy Kraemer	OL	L, 17-18 at Green Bay	practice squad
New Orleans	Jaylon Smith	LB	L, 17-18 at Green Bay	practice squad
NY Giants	Nick McCloud	DB	L, 12-30 at San Francisco	DNP
Pittsburgh	Miles Boykin	WR	W, 23-18 at Las Vegas	no stats
San Francisco	Aaron Banks	OL	W, 30-12 vs. NY Giants	started on OL
Seattle	Julian Love	S	W, 37-27 vs. Carolina	5 tackles, 2 PBU
Tampa Bay	Robert Hainsey	OL	W, 19-16 at LA Rams	started on OL

**IRISH IN THE NFL NOTES**

- Notre Dame has 43 players mentioned on NFL rosters as of September 21 of the 2023 season.
- Five Irish alumni serve as team captains for their NFL teams - Mike McGlinchey (Denver), Quenton Nelson (Indianapolis), Zack Martin (Dallas), Harrison Smith (Minnesota), Ben Skowronek (LA Rams).
- There have been 524 NFL Draft Picks from Notre Dame - the most of any collegiate football program.
- In 2022, Irish alumni Zack Martin (Dallas) and Quenton Nelson (Indianapolis) were selected for the Pro Bowl.

**UNIVERSITY INFORMATION**

Location ..... Notre Dame, Indiana  
 Founded ..... 1842  
 Nickname ..... Fighting Irish  
 Colors ..... Blue and Gold  
 Enrollment ..... 8,624 (undergraduates), 12,614 (total)  
 Stadium ..... Notre Dame Stadium (FieldTurf/77,622)  
 President ..... Rev. John I. Jenkins, C.S.C.  
 Provost ..... John T. McGreevy  
 NCAA Faculty Representative ..... Patricia Bellia  
 University VP/James E. Rohr Director of Athletics ..... Jack Swarbrick

**FOOTBALL INFORMATION**

Offensive Formation ..... Multiple  
 Defensive Formation ..... Multiple  
 2022 Overall Record ..... 9-4 | Gator Bowl Champion  
 Final Ranking ..... #18 AP | #18 Coaches | #21 CFP (pre-bowl)  
 Offensive/Defensive Starters From 2022 Returning/Lost ..... 13/9  
 Offensive Starters From 2022 Returning/Lost ..... 7/4  
 Defensive Starters From 2022 Returning/Lost ..... 6/5  
 Special Teams Starters From 2022 Returning/Lost ..... 1/2  
 Monogram Winners From 2022 Returning/Lost ..... 50/25  
 All-Time Record ..... 964-336-42\*  
 All-Time Record At Home ..... 519-131-13\*  
 All-Time Record On The Road ..... 318-162-23  
 All-Time Record In Neutral Venues ..... 126-44-6  
 First Year of Football ..... 1887  
 Years Of Football ..... 2023 is the 135th year of Notre Dame Football

**NOTRE DAME FOOTBALL ATHLETIC COMMUNICATIONS**



**KATY LONERGAN**

*Associate Athletics Director  
 Strategic and Football Communications*  
 klonerg2@nd.edu | 785-764-9941  
 game day location - field  
 main contact for: Coach Freeman, assistant coaches, student-athlete interviews



**ALAN WASIELEWSKI**

*Assistant Athletics Director  
 Team Communications*  
 awasiele@nd.edu | 574-532-4167  
 game day location - press box, middle, third seating level  
 main contact for: football media operations, credentials, cumulative and career statistics, game notes, photo requests, distribution



**CLAIRE KRAMER**

*Senior Associate Athletics Communications Director*  
 ckramer@nd.edu | 913-952-6454  
 game day location - press box, middle, third seating level  
 main contact for: award nominations, weekly and post game press conferences, press box operations, student-athlete interview support



**DAN WACKER**

*Associate Athletics Communications Director*  
 dwacker@nd.edu | 608-487-3858  
 game day location - field  
 main contact for: media parking, opponent liaison, student-athlete interview support

**WEEKLY MEDIA SCHEDULE**

**MARCUS FREEMAN AVAILABILITY**

- The Dick Corbett Head Football Coach Marcus Freeman conducts a weekly press conference at 12 p.m. ET each Monday of a game week in person in the Notre Dame Stadium Media Room and also available via Zoom.
- The half hour weekly conference previews the upcoming game and is available to watch live on YouTube (search Notre Dame athletics). Coach Freeman also holds a brief Zoom on Thursdays of game weeks at 12 p.m. ET.
- To obtain the link for Monday or Thursday's Zoom, media members should contact Dan Wacker (dwacker@nd.edu).
- For any other Coach Freeman interview requests, media members should contact Katy Lonergan (klonerg2@nd.edu).

**STUDENT-ATHLETE INTERVIEWS**

- Media members are not permitted to directly contact student-athletes, coaches or support staff to arrange interviews.
- This policy becomes active when any new student-athlete to the roster arrives on campus (for example, in January as an early-enrollees or in June as summer workouts begin). This policy then continues from that point throughout the entirety of their Notre Dame career.
- In-season interviews with selected Notre Dame student-athletes will occur on a weekly basis Tuesday during each game week in person at the Irish Athletics Center.
- Interview requests for student-athletes on a weekly basis or for any other feature ideas (including print media, podcasts and video interviews) must be submitted to Katy Lonergan (klonerg2@nd.edu). The in-season deadline for weekly Tuesday interviews after practice is 12 p.m. ET the Sunday before the proposed interview.
- A player availability schedule will be distributed before each interview session during the season.

**GAME NOTES/DISTRIBUTION LIST**

- All media members will be provided with access to game notes on Monday of game week at FightingIrish.com/ndfbmedia and they also will be distributed via our email distribution list.
- Contact Alan Wasielewski (awasiele@nd.edu) if you need to be added to the distribution list.

**FIGHTINGIRISH.COM/PRESSBOX**

- All Notre Dame football information is available at FightingIrish.com/pressbox, which provides access to game notes, student-athlete and coaching staff headshots, updated season statistics, interview session video archives and more.

**MORE MEDIA GUIDELINES**

- A document with media guidelines for Notre Dame home football games is emailed to each accredited member of the media before each game. Credentialed media are responsible for reading the guidelines and adhering to the policies.
- To request a copy of Notre Dame football's full media guidelines, email Alan Wasielewski at awasiele@nd.edu.



**MARCUS FREEMAN**

The Dick Corbett Head Football Coach  
14th Year Coaching, Third At Notre Dame  
Second Year as Head Coach (14-6)

**THE FREEMAN FILE**

Hometown	Huber Heights, OH
High School	Wayne High School
College	Ohio State (2007, B.S.; 2011, M.S.)
Wife	Joanna
Children	Vinny, Siena, Gino, Nico, Capri and Rocco

**PLAYING EXPERIENCE**

2004-08	Ohio State	Linebacker
2009	Chicago Bears	Linebacker
	Buffalo Bills	Linebacker
	Houston Texans	Linebacker

**BOWLS PLAYED**

2005	Ohio State (Alamo)
2006	Ohio State (Fiesta)
2007	Ohio State (BCS National Championship)
2008	Ohio State (BCS National Championship)

**COACHING CAREER**

2010	Ohio State	Graduate Assistant
2011-12	Kent State	Linebackers
2013-15	Purdue	Linebackers
2016	Purdue	Co-Defensive Coordinator/Linebackers
2017-20	Cincinnati	Defensive Coordinator/Linebackers
2021-22	Notre Dame	Bob Hinton Defensive Coordinator/Linebackers
2022-	Notre Dame	The Dick Corbett Head Football Coach

**BOWLS COACHED IN**

2010	Ohio State (Sugar)	2019	Cincinnati (Birmingham)
2012	Kent State (GoDaddy.com)	2020	Cincinnati (Peach)
2018	Cincinnati (Military)	2021	Notre Dame (Fiesta)
2022	Notre Dame (Gator)		

Marcus Freeman, one of the rising young stars in the profession was named the 30th Dick Corbett Head Football Coach at the University of Notre Dame on Dec. 3, 2021. Freeman took over as head coach of the Irish after serving the 2021 season as its defensive coordinator.

Freeman completed his first full season at the helm of the Irish program with a 9-4 mark, with wins over fifth-ranked Clemson, 16th-ranked BYU and 16th-ranked Syracuse; in addition to closing the season with a Gator Bowl win over 19th-ranked South Carolina. He joins Terry Brennan (1954) as just the second Irish head coach to claim four ranked wins in his first season on the Notre Dame sidelines.

His 2023 Notre Dame team was led by consensus All-American Michael Mayer, who finished his junior season as the best tight end in school history. Additionally, consensus All-American defensive lineman Isaiah Foskey became the Notre Dame all-time leader in sacks. Four other Irish earned All-America honors in offensive linemen Joe Alt and Jarrett Patterson, long snapper Michael Vinson, cornerback Benjamin Morrison took home Freshman All-American honors.

Mayer and Foskey were each tabbed in the second round of the 2023 NFL Draft by the Las Vegas Raiders and New Orleans Saints, respectively, while Patterson was drafted in the sixth round by the Houston Texans.

The Irish special teams had a tremendous 2022 season as Notre Dame led the nation with seven blocked kicks, all punts, with Foskey getting his hands on two of them.

In his first season with the Irish in 2021, while serving as the Bob Hinton Defensive Coordinator, Freeman led a transformation on the defensive side of the ball that included a number of Top-20 national rankings. The Irish ranked seventh nationally in defen-

sive touchdowns (4), 10th in turnovers gained (25) and third-down conversion percentage (.321), 12th in total sacks (41.0) and 15th nationally in interceptions (15) and scoring defense (19.7). The 41.0 team sacks tied the program record of 41, also set during the 1996 season.

Under Freeman's guidance, Notre Dame safety Kyle Hamilton was named a consensus All-American in 2021 and went on to be the 14th overall selection in the 2022 NFL Draft.

Freeman oversaw then-sophomore Isaiah Foskey's breakout season as a starter on the defensive line. Foskey tallied 11.0 sacks in 2021, third-most in program history for a single season. The depth of the Irish defense was on full display with Freeman serving as defensive coordinator, as 15 different players recorded a sack and 21 different players had a tackle-for-loss. The 15 interceptions are the most in a single season since 2014, when the Irish had 16. In November, the Irish had three-straight games without allowing a touchdown for the first time since 2012.

Prior to coming to South Bend, Freeman spent the previous four seasons as the defensive coordinator at Cincinnati. During his time with the Bearcats, he was named the 2020 247Sports.com Defensive Coordinator of the Year and 2020 Broyles Award Finalist along with a nominee for the Broyles Award in 2019 and 2018.

In 2020, the Bearcats (9-1) earned a bid to the Peach Bowl as the No. 8-ranked team in the nation and won the American Athletic Conference Championship, the program's first outright league title since 2009.

Cincinnati's defense ranked in the Top-20 nationally in several categories for 2020-21, including being ranked 13th in total defense (324.6 yards per game) and eighth in scoring defense (16.8 points per game) among all FBS teams. In addition, the Bearcats were third in team passing efficiency defense (101.25), 14th in rushing defense (111.1 yards per game), 15th in red zone defense (0.735), 17th in fourth down defense (0.375 rate), 16th in team sacks (3.00 per game) and 10th in turnovers gained (21).

Freeman coached the Bearcats to back-to-back 11-win seasons in 2018 and 2019, the 2019 American Athletic Conference East Division Championship and consecutive bowl-game wins in the 2018 Military Bowl and 2019 TicketSmarter Birmingham Bowl.

The Bearcats finished atop the 2019 AAC ranks in scoring defense for the second-straight season and ranked among the league's top three in rushing and total defense. Cincinnati led the American in 2018 in rushing defense, scoring defense and total defense and ranked among the Top-15 in the NCAA FBS in all three categories.

Joined the Bearcats staff after a four-year stint at Purdue. He coached linebackers all four seasons and served as the Boilermakers co-defensive coordinator in 2015.


Prior to his time at Purdue, Freeman coached linebackers at Kent State from 2011-12, helping develop all-conference selections Luke Batton and C.J. Malaulu.

Freeman started his coaching career as a graduate assistant coach at his alma mater, Ohio State, in 2010 and the Buckeyes went 12-1 with a victory in the Sugar Bowl.

Freeman is just the third Notre Dame head coach to have been selected in the NFL Draft, and is the first since Ara Parseghian was drafted by the Pittsburgh Steelers in 1947. He is the 23rd Notre Dame head coach to have Division I playing experience and the first since Tyrone Willingham.

During his playing career, Freeman was a four-year letterwinner for the Buckeyes from 2004 to 2008. He played under current Wisconsin head coach Luke Fickell and earned second team All-Big Ten honors in 2008 while helping lead Ohio State to four conference titles, three BCS bowls and two trips to the national title game during his career.

He played in the 2009 Senior Bowl and was a fifth-round draft pick of the Chicago Bears, spending time with the Bears, Buffalo Bills and Houston Texans before a medical condition ended his playing career.



**AL GOLDEN**  
Bob Hinton Defensive Coordinator/Linebackers  
31st Year Coaching, Second Year At Notre Dame

- Coordinated the 21st-ranked total defense in the nation in 2022, as the Irish finished 15th in the country in sacks per game (2.92).
- A three-year letter winner and two-year starter at tight end at Penn State.
- Prior to his time at Notre Dame, he spent two seasons as the linebackers coach with the Cincinnati Bengals. Has been a head coach at the collegiate level (Temple, 2006-10; Miami FL, 2011-15).



**GERAD (Jared) PARKER**  
John and Bobbie Arlotta Family Offensive  
Coordinator/Tight Ends  
18th Year Coaching, Second At Notre Dame

- Promoted to offensive coordinator in February of 2023 after serving as the team's tight end coach in '22, helping guide Michael Mayer to a consensus All-America season as the most prolific TE in school history.
- Was the offensive coordinator at West Virginia from 2020-21 and served as Purdue's interim head coach (2016) while on the same staff with current Irish head coach Marcus Freeman.



**MARTY BIAGI** (Bee-ah-Gee)  
Special Teams Coordinator  
16th Year Coaching, First At Notre Dame

- A special teams analyst at Notre Dame in 2016, returns to campus as the special teams coordinator after successful stints at North Texas (2017-19), Purdue (2020-21) and Ole Miss (2022).
- A two-time finalist for the FootballScoop.com Special Teams Coordinator of the Year, Biagi boasts nine years of special teams coordinator experience.
- A punter and placekicker at Marshall (2004-08).



**GINO** (Geeno)  
**GUIDUGLI** (Guh-Doo-Lee)  
Bob and Leslie Mohr Family Quarterbacks  
Coach/Pass Game Coordinator  
13th Year Coaching, First At Notre Dame

- Joins the Irish staff after serving as the offensive coordinator and quarterbacks coach at Cincinnati in 2022, his alma mater where he passed for 70 touchdowns and is a charter member of the Nippert Stadium Hall of Fame.
- Started his coaching career at Central Michigan before shifting to his alma mater where he coached on the same staff with current Irish head coach Marcus Freeman.



**DELAND (DEE-Land) MCCULLOUGH** (Mc-cull-la)  
Running Backs  
13th Year Coaching, Second At Notre Dame

- Had an immediate impact on the Irish RB group in 2022, helping three backs rush for over 400 yards and average 4.4 per carry.
- McCullough was a three-time All-MAC selection (1st team in 1992 and 1995, 2nd team in 1994) at Miami (Ohio).
- Won Super Bowl LIV as a member of the Kansas City Chiefs staff.



**MIKE MICKENS**  
Cornerbacks/Defensive Pass Game Coordinator  
12th Year Coaching, Fourth At Notre Dame

- Heading into his fourth season coaching the cornerbacks at Notre Dame in 2023 and helped mentor sophomore Benjamin Morrison through a freshman All-America season in '22.
- Starred at the University of Cincinnati where he became the school's career leader in interceptions (14) and interception return yards (296).



**CHRIS O'LEARY**  
Pat and Jana Eilers Defensive Backs Coach/  
Safeties  
Eighth Year Coaching, Fourth At Notre Dame

- Heading into his fourth season as the Pat and Jana Eilers Defensive Backs Coach/Safeties in 2022, helped the Irish defense finish 21st in total defense and 38th in scoring defense in '22.
- A wide receiver, saw action in 27 games at Indiana State and hauled in 47 receptions for 397 yards, while also completing 2-of-3 passes for 61 yards and one touchdown for the Sycamores.



**JOE RUDOLPH**  
Joe Moore Offensive Line Coach  
19th Year Coaching, First At Notre Dame

- A proven developer of top offensive line talent, Rudolph joins the staff after spending the '22 season at Virginia Tech, which followed a successful seven-year run at Wisconsin.
- Rudolph's charges at Wisconsin earned a Rimington Award, nine All-America selections, five first-team All-America honors and nine first-team All-Big Ten accolades.



**CHANSI** (Chance-ee)  
**STUCKEY** (Stuck-ee)  
Wide Receivers  
Fourth Year Coaching, First At Notre Dame

- During his college days at Clemson, he was a quarterback in his freshman season before moving to wide receiver. In his three years as a wide out, he amassed 139 receptions, 1,750 yards and seven receiving touchdowns.
- Enters his second season at Notre Dame and his fifth overall as a coach in 2022



**AL WASHINGTON**  
Bob and Leslie Mohr Family Defensive Line  
Coach/Defensive Run Game Coordinator  
16th Year Coaching, Second At Notre Dame

- In his first season with the Irish in '22, helped develop Consensus All-American Isaiah Foskey, who broke the all-time sacks record at Notre Dame and ended up as a second-round draft pick by the New Orleans Saints.
- Washington was a three-year starter and four-year letterwinner as a defensive tackle for Boston College (2002-05). He finished his career with 74 tackles, six sacks and 15.5 tackles for loss.

**GAME DAY LOCATIONS**

Press Box: Gerad Parker and Chris O'Leary

Sidelines: Al Golden, Marty Biagi, Gino Guidugli, Deland McCullough, Mike Mickens, Joe Rudolph, Chansi Stuckey, Al Washington



**AP TOP 25**

Rk	Team (1st Place Votes)	Rec.	Points	Prev
1	Georgia (35)	5-0	1501	1
2	Michigan (12)	5-0	1436	2
3	Texas (10)	5-0	1426	3
<b>4</b>	<b>Ohio State (1)</b>	<b>4-0</b>	<b>1357</b>	<b>4</b>
5	Florida State	4-0	1336	5
6	Penn State	5-0	1227	6
7	Washington	5-0	1213	7
8	Oregon	5-0	1113	9
<b>9</b>	<b>Southern Cal</b>	<b>5-0</b>	<b>1077</b>	<b>8</b>
10	NOTRE DAME	5-1	975	11
11	Alabama	4-1	921	12
12	Oklahoma	5-0	840	14
13	Washington State	4-0	765	16
14	North Carolina	4-0	726	15
15	Oregon State	4-1	633	19
16	Mississippi	4-1	616	20
17	Miami FL	4-0	589	18
18	Utah	4-1	454	10
<b>19</b>	<b>Duke</b>	<b>4-1</b>	<b>384</b>	<b>17</b>
20	Kentucky	5-0	344	NR
21	Missouri	5-0	329	23
22	Tennessee	4-1	306	21
23	LSU	3-2	149	13
24	Fresno State	5-0	130	25
<b>25</b>	<b>Louisville</b>	<b>5-0</b>	<b>90</b>	<b>NR</b>

Others receiving votes: Maryland 81, Kansas State 44, Texas A&M 31, UCLA 19, Tulane 8, Air Force 7, Wisconsin 6, **Clemson 5**, West Virginia 5, Kansas 3, James Madison 3, Colorado 1.

**AFCA TOP 25**

Rk	Team (1st Place Votes)	Rec.	Points	Prev
1	Georgia (59)	5-0	1589	1
2	Michigan (1)	5-0	1503	2
<b>3</b>	<b>Ohio State (2)</b>	<b>4-0</b>	<b>1405</b>	<b>3</b>
4	Texas (1)	5-0	1381	5
5	Florida State	5-0	1374	4
6	Penn State	5-0	1241	7
<b>7</b>	<b>Southern Cal</b>	<b>5-0</b>	<b>1227</b>	<b>6</b>
8	Washington (1)	5-0	1199	8
9	Oregon	5-0	1118	9
10	Alabama	4-1	996	11
11	NOTRE DAME	5-1	925	13
12	Oklahoma	5-0	888	14
13	North Carolina	4-0	795	15
14	Washington State	4-0	711	17
15	Mississippi	4-1	617	20
16	Oregon State	4-1	606	21
17	Miami FL	4-0	566	18
18	Tennessee	4-1	490	19
19	Utah	4-1	428	10
20	Kentucky	5-0	356	NR
<b>21</b>	<b>Duke</b>	<b>4-1</b>	<b>319</b>	<b>16</b>
22	Missouri	5-0	283	22
23	LSU	3-2	169	12
24	Fresno State	5-0	144	NR
<b>25</b>	<b>Louisville</b>	<b>5-0</b>	<b>99</b>	<b>NR</b>

Others receiving votes: Maryland 81, Kansas State 73, Texas A&M 59, Air Force 32, UCLA 29, **Clemson 18**, Iowa 17, Wyoming 12, Kansas 11, Tulane 10, James Madison 8, West Virginia 6, BYU 5, Wisconsin 3, Marshall 3, Ohio 2, Memphis 1, Florida 1.

**bold** - 2023 Notre Dame opponents

**THIRD-DOWN CONVERSIONS** Conversions are defined as rushing for or receiving a pass that picks up a first down on third or fourth down.

Name	Total	Navy	TSU	NCSt	CMU	OSU	Duke	Lville	SC	Pitt	Clem	WF	Stan
Mitchell Evans	7	0	1	1	0	2	3						
Gi'Bran Payne	6	1	3	0	0	2	0						
Audric Estimé	3	2	0	1	0	0	0						
Jayden Thomas	3	0	3	0	0	0	0						
Sam Hartman	3	0	1	1	1	0	0						
Jaden Greathouse	2	1	0	0	1	0	0						
Sam Assaf	1	0	0	0	1	0	0						
Rico Flores Jr.	1	0	0	0	0	1	0						
Devyn Ford	1	0	0	0	1	0	0						
Jeremiah Love	1	1	0	0	0	0	0						
Tobias Merriweather	1	0	1	0	0	0	0						
Davis Sherwood	1	0	0	1	0	0	0						
Holden Staes	1	0	0	1	1	0	0						
Chris Tyree	1	0	0	0	1	0	0						

**FOURTH-DOWN CONVERSIONS**

Name	Total	Navy	TSU	NCSt	CMU	OSU	Duke	Lville	SC	Pitt	Clem	WF	Stan
Audric Estimé	2	1	0	0	1	0	0						
Sam Hartman	2	0	0	0	0	0	2						
Jeremiah Love	1	0	0	0	0	0	1						

**THIRD-DOWN STOPS** Third-down stops defined as stopping opposing team short of the first-down marker, via tackle, a pass broken up, interception or quarterback hurry, no matter if the first down was later earned on fourth down.

Name	Total	Navy	TSU	NCSt	CMU	OSU	Duke	Lville	SC	Pitt	Clem	WF	Stan
J. Jean-Baptiste	6.5	.5	0	1	2.5	2	.5						
JD Bertrand	5	1	0	2	0	1	1						
Jordan Botelho	4	1	1	0	0	1	1						
Howard Cross III	3.5	0	1	0	1	0	1.5						
Marist Liufau	3.5	2	0	0	1	0	.5						
Cam Hart	3	1	1	1	0	0	0						
Xavier Watts	3	0	0	1	1.5	0	.5						
Benjamin Morrison	2.5	0	1	1	.5	0	0						
Thomas Harper	2	0	0	2	0	0	0						
Ramon Henderson	2	0	0	1	0	1	0						
Rylie Mills	2	1	1	0	0	0	0						
Jack Kiser	1.5	1	0	0	.5	0	0						
Clarence Lewis	1.5	0	0	0	1.5	0	0						
N. Osafo-Mensah	1.5	1	0	0	0	0	.5						
DJ Brown	1	0	0	0	0	1	0						
Josh Burnham	1	1	0	0	0	0	0						
Aiden Keanaaina	1	0	1	0	0	0	0						
Donovan Hinish	.5	0	0	.5	.5	0	0						
Jaden Mickey	.5	0	0	0	0	0	.5						
Junior Tuihalamaka	.5	0	0	.5	0	0	0						

**FOURTH-DOWN STOPS**

Name	Total	Navy	TSU	NCSt	CMU	OSU	Duke	Lville	SC	Pitt	Clem	WF	Stan
Jaylen Sneed	1	0	0	0	0	1	0						
J. Jean-Baptiste	.5	0	0	0	0	.5	0						
Jack Kiser	.5	0	0	0	0	.5							

**STARTER HISTORY**

**OFFENSE**

Name	Pos.	2023	Streak	Career
Joe Alt	OL	6	27	27
Sam Hartman	QB	6	18*	51*
Zeke Correll	OL	6	19	27
Blake Fisher	OL	6	19	21
Audric Estimé	RB	6	6	8
Rocco Spindler	OL	6	6	6
Pat Coogan	OL	6	6	6
Mitchell Evans	TE	5	2	12
Tobias Merriweather	WR	5	1	5
Rico Flores Jr.	WR	2	1	2
Chris Tyree	RB	2	1	9
Holden Staes	TE	4	0	5
Tosh Baker	OL	1	0	3
Jaden Greathouse	WR	1	0	1
Davis Sherwood	TE	1	0	2
Jayden Thomas	WR	3	0	10
Deion Colzie	WR	0	0	1
Michael Carmody	OL	0	0	2
Andrew Kristofic	OL	0	0	8

\* - includes games started at Wake Forest

**DEFENSE**

Name	Pos.	2023	Streak	Career
Marist Liufau	LB	6	18	21
Xavier Watts	S	6	10	10
Rylie Mills	DL	6	9	16
Jordan Botelho	LB	6	7	8
Howard Cross III	DL	6	6	14
Cam Hart	CB	6	6	26
Thomas Harper	DB	5	5	13+
Javontae Jean-Baptiste	DL	5	5	12^
Benjamin Morrison	CB	5	5	14
JD Bertrand	LB	5	2	28
DJ Brown	S	5	2	16
Ramon Henderson	CB/S	1	0	7
Jack Kiser	LB	2	0	17
Nana Osafo-Mensah	DL	1	0	2
Jaylen Sneed	LB	1	0	1
Jaden Mickey	DB	0	0	1
Clarence Lewis	S/CB	0	0	21
Junior Tuihalamaka	LB	0	0	1

+ - includes games started at Oklahoma State

^ - includes games started at Ohio State

**CAREER STARTS BY POSITION**

WR	LT	LG	C	RG	RT	TE	WR	QB	WR or TE	RB
Thomas (10)	Alt (27)	Kristofic (8)	Correll (21)	Spindler (6)	Fisher (20)	Evans (12)	Merriweather (5)	Hartman (51)	Staes (5)	Estimé (8)
Flores Jr. (2)	Carmody (2)	Correll (6)				Bauman (1)	Greathouse (1)		Tyree (2)	Tyree (7)
	Baker (2)	Coogan (6)				Sherwood (2)			Baker (1)	
	Fisher (1)									
DL	DL	DL	DL	LB/DB	LB	LB	CB	S	S	CB
Cross III (14)	Jean-Baptiste (12)	Mills (16)	Botelho (8)	Lewis (22)	Liufau (21)	Bertrand (28)	Hart (26)	Brown (16)	Watts (10)	Morrison (14)
	Osafo-Mensah (2)			Kiser (15)		Tuihalamaka (1)	Mickey (1)	Henderson (7)		
				Harper (13)		Kiser (1)				
				Sneed (1)						



**THE LAST TIME...**

**RUSHING**

500 or more yards	515	at Boston College	2017
400 yards	451	Massachusetts	2015
300 yards	353	Florida State	2020
200 yards	236	Central Michigan	2023
200 yards in the first half	214	Boston College	2022
200 yards consecutive games	226	UNLV	2022
	246	at Syracuse	2022
three straight 200-yard rushing games	263	Clemson	2022
70 or more attempts	76	Michigan State	1991
60 attempts	63	Navy	2007
50 attempts	56	at Syracuse	2022
40 attempts	46	vs. South Carolina	2022
Eight or more rushing TDs	9	Pittsburgh	1965
Seven rushing TDs	7	at Boston College	2017
Six rushing TDs	6	South Florida	2020
Five rushing TDs	5	Southern Cal	2017
Four rushing TDs	4	Boston College	2022
Three rushing TDs	3	Tennessee State	2023

**PASSING**

500 or more yards	509	vs. Oklahoma State	2021
400 yards	434	New Mexico	2019
300 yards	342	Central Michigan	2023
60 or more attempts	68	vs. Oklahoma State	2021
50 attempts	53	Virginia Tech	2019
40 attempts	46	Cincinnati	2021
30 attempts	31	at Duke	2023
35 or more completions	38	vs. Oklahoma State	2021
30 completions	35	at Clemson	2015
25 completions	27	at Stanford	2021
6 or more TDs	6	Bowling Green	2019
5 TDs	5	vs. Oklahoma State	2021
4 TDs	4	at NC State	2023
3 TDs	3	Central Michigan	2023
5 or more interceptions thrown	7	Southern Cal	1967
4 interceptions thrown	4	at Arizona State	2014
3 interceptions thrown	3	vs. South Carolina	2022

**TOTAL OFFENSE**

700 or more yards	710	Wake Forest	2017
650 yards	654	Syracuse	2015
600 yards	611	Boston College	2017
550 yards	578	Central Michigan	2023
500 yards	578	Central Michigan	2023
450 yards	578	Central Michigan	2023
400 yards	578	Central Michigan	2023
300 yards in the first half	336	Boston College	2022

**SCORING**

scored 60 or more points	66	New Mexico	2019
50 points	56	Tennessee State	2023
45 points	45	at NC State	2023
40 points	41	Central Michigan	2023
35 points	41	Central Michigan	2023
30 points	41	Central Michigan	2023
30 points in the first half	37	Boston College	2022
21 or more points in a quarter	21(4th)	at NC State	2023
21 or more points in the first quarter	23	UNLV	2022
21 or more points in the second quarter	28	Tennessee State	2023
21 or more points in the fourth quarter	21	at NC State	2023
scored on the first 8 drives of the game (5 FG, 3 TD)	8	Boston College	2022
allowed 60 or more points		Never	
allowed 50 points	50	at Texas (2 OT)	2016
allowed 40 points	40	vs. Clemson	2020
allowed 30 points	38	vs. South Carolina	2022
held scoreless	0-17	at Boston College	2008
held scoreless at home	0-38	Southern Cal	2007
held scoreless on the road	0-17	at Boston College	2008
held scoreless in the first half	0	Ohio State	2023
held scoreless in the second half	0	vs. Navy	2022
held without offensive TD	3-30	vs. Clemson	2019
held without offensive TD on the road	3-10	at NC State	2016
held without offensive TD at home	0-38	Southern Cal	2007
held opponent scoreless	44-0	Boston College	2022
held opponent scoreless in first half	28-0	vs. Navy	2023
held opponent scoreless at home	44-0	Boston College	2022
held opponent scoreless on the road	17-0	at Purdue	1993
held opponent without offensive TD	56-3	Tennessee State	2023
held opponent without offensive TD on the road	28-3	at Virginia	2021
held opponent without offensive TD at home	56-3	Tennessee State	2023
held opponent scoreless neutral site	22-0	vs. Maryland	2002
held two opponents scoreless in a season	22-0	vs. Maryland	2002
	42-0	Rutgers	2002
held three opponents scoreless in a season	23-0	Purdue	1976
	49-0	at Northwestern	1976
	41-0	Oregon	1976
held four/five/six opponents scoreless in a season	35-0	vs. Army	1966
	32-0	North Carolina	1966
	38-0	at Oklahoma	1966
	40-0	Pittsburgh	1966
	64-0	Duke	1966
	51-0	at Southern Cal	1966
scored on the first play of the game	int return	at Syracuse	2022
		B. Joseph	29 yds



**TURNOVERS**

did not commit a turnover	0	at Duke	2023
committed six or more turnovers	6	vs. Navy	1984
committed five turnovers	5	Boston College	2015
lost four or more fumbles	4	Michigan State	1999
lost three fumbles	3	at Boston College	2020
recorded six or more takeaways	6	Michigan	2012
recorded five takeaways	5 (3 int, 2 fumble)	Boston College	2022
returned an interception for a touchdown	1	Tennessee State	2023
Clarence Lewis - 33 yds			
returned two or more interceptions for touchdowns	2	vs. Wisconsin	2021
Jack Kiser - 66 yds, Drew White - 48 yards			
returned a fumble for a touchdown	1	Georgia Tech	2021
Myron Tagovailoa-Amosa - 70 yds			

**DEFENSE**

held opponent to 100 or fewer rushing yards	84	at NC State	2023
held opponent to 50 or fewer rushing yards	34	Clemson	2020
100 or fewer passing yards	67	Tennessee State	2023
200 or fewer passing yards	134	at Duke	2023
100 or fewer passing yards, consecutive games	67	Tennessee State	2023
	43	vs. Navy	2023
300 or fewer total yards	268	Central Michigan	2023
200 or fewer total yards	156	Tennessee State	2023
intercepted five or more passes	5	Michigan	2012
intercepted four passes	4	vs. Wisconsin	2021
intercepted three passes	3	at NC State	2023
forced five or more fumbles	5	at Louisville	2019
forced four fumbles	4	Syracuse	2020
forced three fumbles	3	at Stanford	2021
scored a safety		vs. BYU	2022
recorded nine or more sacks	9	Rutgers	1996
eight sacks	8	Virginia	2019
seven sacks	7	at Virginia	2021
six sacks	6	California	2022
held opponent to 10 or fewer first downs	10	Boston College	2022
held opponent without a 3rd down conversion	0-12	UNLV	2022

**SPECIAL TEAMS**

returned a punt for a touchdown	Massachusetts	C.J. Sanders (50 yds)	2015
returned a blocked punt for a TD	Clemson	Prince Kollie (17 yds)	2022
returned a kickoff for a touchdown	vs. Wisconsin	Chris Tyree (96 yds)	2021
returned a blocked FG for a TD	at Air Force	Terrail Lamber (76 yds)	2006
blocked a punt	vs. Navy	Jack Kiser	2022
blocked two punts	UNLV	Isaiah Foskey (both)	2022
blocked two consecutive punts	UNLV	Isaiah Foskey (both)	2022
blocked punt in consecutive games	Stanford & UNLV		2022
blocked punt in three cons. games	at Syracuse	Clarence Lewis	2022
blocked punt in four cons. games	Clemson	Jordan Botelho	2022
blocked punt in five cons. games	vs. Navy	Jack Kiser	2022

punted 10 or more times	at Michigan		2019
did not punt	vs. Navy		2023
blocked a field goal	Tennessee State	Jason Onye	2023
had a field goal blocked	at Texas		2016
blocked a PAT kick	Florida State	Jerry Tillery	2018
scored on a blocked PAT kick	Florida State	Julian Love	2018
missed a PAT kick	Cincinnati		2021
had a PAT kick blocked	Florida State		2018
opponent scored on blocked PAT	Northwestern		2014
had a punt blocked	Northwestern		2018
two-point conversion	at Duke	Rico Flores Jr. catch	2023
missed two-point conversion	at Southern Cal	pass failed	2022
stopped 3 two-point conv. attempts	at North Carolina		2022
recovered two onside kicks	vs. Navy	P. Kollie, M. Salerno	2022

**MISCELLANEOUS**

had 35 or more first downs	35	at North Carolina	2022
had 30 or more first downs	35	at North Carolina	2022
had 25 or more first downs	26	Tennessee State	2023
had 20 or more first downs	23	Central Michigan	2023
ND was not penalized		at LSU	1997
had 10 or more penalties	12	at Duke	2023
has 120 or more yards in penalties	120	at Rutgers	2000
had 40 or more minutes of possession time	40:55	vs. BYU	2022
had 35 or more minutes of possession time	36:39	vs. South Carolina	2022
was involved in a tie game	17-17	at Southern Cal	1994
was involved in an overtime game	41-38	at Florida State	2021
was involved in a 2 OT overtime game	47-40	Clemson	2020
was involved in a 3 OT overtime game	29-26	Pittsburgh	2012
was involved in a 4 OT overtime game	33-36	Pittsburgh	2008
game-winning score in last minue	0:31	at Duke	2023
Audric Estimé 30-yard rush			

**NOTRE DAME PLAYER RUSHING**

rushed for 100 yards	176	Audric Estimé	Central Michigan	2023
rushed for 125 yards	176	Audric Estimé	Central Michigan	2023
rushed for 150 yards	176	Audric Estimé	Central Michigan	2023
rushed for 175 yards	176	Audric Estimé	Central Michigan	2023
rushed for 200 yards	202	Dexter Williams	Florida State	2018
rushed for 250 yards	262	Julius Jones	at Pittsburgh	2003
QB rushed for 200 yards	207	Brandon Wimbush	at Boston College	2017
QB rushed for 100 yards	139	Ian Book	at Duke	2019
player rushed for 100 yards in consecutive games		Audric Estimé		
	176	Audric Estimé	Central Michigan	2023
	134	Audric Estimé	at NC State	2023
	116	Audric Estimé	Tennessee State	2023
two players rush for over 100 yards	114	Logan Diggs	Clemson	2022
	104	Audric Estimé	Clemson	2022

three players rush for over 100 yds	128	DeShone Kizer	at Stanford	2015
	161	Josh Adams	at Stanford	2015
	124	Dexter Williams	at Stanford	2015
rushed 40 or more times	40	Allen Pinkett	at LSU	1984
rushed 35 times	35	Julius Jones	BYU	2003
rushed 30 times	32	James Aldridge	Navy	2007
rushed 25 times	28	Logan Diggs	UNLV	2022
two players rush 20 times	20	Audric Estimé	at Syracuse	2022
	20	Logan Diggsq	at Syracuse	2022
rushed for 4 or more TDs	4	Brandon Wimbush	at Boston College	2017
rushed for 3 TDs	3	Kyren Williams	Clemson	2020
rushed for 2 TDs	2	Audric Estimé	at Duke	2023
had a run of 90 yards or more	91	Kyren Williams	North Carolina	2021
had a run of 80 yards or more	80	Audric Estimé	at NC State	2023
had a run of 70 yards or more	80	Audric Estimé	at NC State	2023
had a run of 60 yards or more	80	Audric Estimé	at NC State	2023
had a run of 50 yards or more	80	Audric Estimé	at NC State	2023

**PASSING**

passed for 500 or more yards	509	Jack Coan	vs. Oklahoma St.	2021
passed for 400 yards	509	Jack Coan	vs. Oklahoma St.	2021
passed for 300 yards	330	Sam Hartman	Central Michigan	2023
attempted 60 or more passes	68	Jack Coan	vs. Oklahoma St.	2021
attempted 50 passes	53	Ian Book	Virginia Tech	2019
attempted 40 passes	40	Ian Book	Boston College	2019
attempted 30 passes	31	Sam Hartman	at Duke	2023
completed 30 or more passes	38	Jack Coan	vs. Oklahoma St.	2021
completed 20 passes	23	Drew Pyne	at Southern Cal	2022
threw six touchdowns	6	Brady Quinn	BYU	2005
threw five touchdowns	5	Jack Coan	vs. Oklahoma St.	2021
threw four touchdowns	4	Sam Hartman	at NC State	2023
threw three touchdowns	3	Sam Hartman	Central Michigan	2023
threw five or more interceptions	5	Terry Hanratty	Southern Cal	1967
threw four interceptions	4	Everett Golson	at Arizona State	2014
threw three interceptions	3	Tyler Buchner	vs. South Carolina	2022
completed a pass of 90 yds or more	95	Dayne Crist	Michigan	2010
completed a pass of 80 yds or more	83	Brandon Wimbush	at Stanford	2017
completed a pass of 70 yds or more	76	Sam Hartman	Central Michigan	2023
completed a pass of 60 yds or more	76	Sam Hartman	Central Michigan	2023
completed a pass of 50 yds or more	76	Sam Hartman	Central Michigan	2023
finished first half w/o incompletion	8-8	Drew Pyne	at Southern Cal	2022
completed 10 straight passes	15	Drew Pyne	at Southern Cal	2022
completed 15 consecutive passes	15	Drew Pyne	at Southern Cal	2022
consecutive completions to start a game	15	Drew Pyne	at Southern Cal	2022

**RECEIVING**

caught 10 or more passes	11	Michael Mayer	vs. BYU	2022
caught 7 passes	7	Mitchell Evans	Ohio State	2023
had 200 or more yards	201	Golden Tate	at Stanford	2009
had 175 yards	180	Chase Claypool	Wake Forest	2017
had 150 yards	180	Chase Claypool	Wake Forest	2017

had 100 yards	134	Mitchell Evans	at Duke	2023
had 2/3 receivers with 100+ yds	136	Lorenzo Styles	vs. Oklahoma St.	2021
	115	Chris Tyree	vs. Oklahoma St.	2021
	105	Kevin Austin	vs. Oklahoma St.	2021
caught a 75 yd pass	76	Chris Tyree	Central Michigan	2023
two receptions over 75 or more	75	Tobias Merriweather	Central Michigan	2023
	76	Chris Tyree	Central Michigan	
caught 4 or more TDs	4	Chase Claypool	Navy	2019
caught 3 or more TDs	3	Javon McKinley	Syracuse	2020
caught 3 or more TDs in one half	3	Ben Skowronek	at Boston College	2020
caught 2 or more TDs	2	Holden Staes	at NC State	2023

**TOTAL OFFENSE**

had 500 or more total yards	505	Jack Coan	vs. Oklahoma St.	2021
had 400 total yards	406	Ian Book	New Mexico	2019
had 100 yard passing, 100 rushing	181 139	Ian Book	at Duke	2019
had 3 RB with 100+ scrimmage yards	134	Audric Estimé	at North Carolina	2022
	111	Chris Tyree	at North Carolina	2022
	115	Logan Diggs	at North Carolina	2022

**SCORING**

accounted for 6 or more TDs	6	Ian Book	New Mexico	2019
accounted for 5 or more TDs	5	Tyler Buchner	vs. South Carolina	2022
accounted for 4 or more TDs	4	Sam Hartman	Central Michigan	2023
accounted for 3 or more TDs	4	Sam Hartman	Central Michigan	2023

**DEFENSE**

3 or more interceptions	3	Benjamin Morrison	Boston College	2022
2 interceptions	3	Benjamin Morrison	Boston College	2022
forced 2 fumbles	2	Howard Cross III	at Duke	2023
recovered 3 fumbles			never	
recovered 2 fumbles	2	Nick McCloud	vs. Clemson	2020
20 or more tackles	21	Manti Te'o	Stanford	2010
15 tackles	17	Te'von Coney	vs. LSU	2017
10 tackles	13	Howard Cross III	at Duke	2023
	11	JD Bertrand	at Duke	2023
2 players, 10 tackles, same game	13	Howard Cross III	at Duke	2023
	11	JD Bertrand	at Duke	2023
defensive lineman 10 tackles	13	Howard Cross III	at Duke	2023
4.0 or more sacks	4.0	Jerry Tillery	Stanford	2018
3.0 sacks	3.0	Isaiah Foskey	UNLV	2022
2.0 sacks	2.0	Jordan Bothelho	at Syracuse	2022

**SPECIAL TEAMS**

scored 17 or more points kicking	17	Jonathan Doerer	vs. Clemson	2020
scored 15 points kicking	17	Jonathan Doerer	vs. Clemson	2020
scored 10 points kicking	11	Spencer Shrader	Central Michigan	2023

5 or more field goals	5	Kyle Brindza	vs. Rutgers	2013
4 field goals	4	Jonathan Doerer	vs. Clemson	2020
2 field goals of 50 yards or more			never	
longest field goal	54	Spencer Shrader	at NC State	2023
field goal of 50 yards or more	50	Spencer Shrader	Central Michigan	2023
punted over 70 yards	72	Jay Bramblett	vs. Wisconsin	2021
punted over 60 yards	61	Jon Sot	Marshall	2022
punted 10 or more times	10	Jay Bramblett	at Michigan	2019
175 yards or more on kickoff returns	182	C.J. Sanders	at Stanford	2015
100 yards or more on kickoff returns	132	Chris Tyree	vs. Wisconsin	2021
100 yards or more on punt returns	101	Golden Tate	at Pittsburgh	2009

scored a two-point conversion		vs. Navy (twice)	2022
-------------------------------	--	------------------	------

**TURNOVERS**

did not commit a turnover		Ohio State	2023
3 or more fumbles lost	3	Clemson	2020
5 or more interceptions	5	Southern Cal	1967
4 interceptions	4	at Arizona State	2014
3 interceptions	3	Marshall	2022
returned an interception for a touchdown		vs. South Carolina	2022
O. Fortune - 100 yards			
returned two interceptions for a touchdown		vs. South Carolina	2022
O'Donnell Fortune - 100 yards			
DQ Smith - 47 yards			
returned a fumble for a touchdown		at Georgia Tech	2020
Zamari Walton - 93 yards			

**THE LAST TIME AN OPPOSING TEAM...**

**RUSHING**

400 or more yards	411	Pittsburgh	1975
300 yards	303	Michigan	2019
200 yards	204	at Southern Cal	2022
50 or more rushing attempts	64	Navy	2019
5 or more rushing TDs	5	Texas	2016
4 rush TDs	4	at Southern Cal	2022
two players with 100+ rushing yards in a game	2	BYU	2013
Taysom Hill - 100; Paul Laskike - 101			

**DEFENSE**

held ND to 10 or fewer first downs	10	at NC State	2016
scored a safety		Stanford	2016
held ND to 50 or fewer rushing yards	42	vs. Oklahoma St.	2021
held ND to 200 or fewer passing yards	150	California	2022
held ND to 100 or fewer passing yards	85	Clemson	2022
held ND to 300 or fewer total yards	297	California	2022
held ND to 200 or fewer total yards	180	at Michigan	2019
posted five or more sacks	5.0	vs. Navy	2022

**PASSING**

400 or more yards	439	Clemson	2020
300 yards	301	at North Carolina	2022
60 or more passing attempts	60	Tennessee	1990
50 passing attempts	51	vs. Oklahoma St.	2021
40 passing attempts	48	at NC State	2023
30 or more pass completions	34	vs. Oklahoma St.	2021
5 or more passing TDs	5	at North Carolina	2022
4 passing TDs	4	vs. Oklahoma St.	2021
3 passing TDs	3	vs. South Carolina	2022

**SPECIAL TEAMS**

returned a punt for a touchdown	at Southern Cal	Adore Jackson (55 yds)	2016
returned a blocked punt for a TD	NC State	Germain Pratt (0 yds)	2017
returned a kickoff for a TD	Pittsburgh	Maurice French (99 yds)	2018
returned kickoff, punt in same game	at Southern Cal	Adore Jackson (55 yd PR; 97 yd KR)	2016
punted 10 or more times	Georgia Tech	20	2021
did not punt	Miami FL		1985
missed a PAT kick attempt	vs. Navy		2022

**TOTAL OFFENSE**

600 or more yards	605	vs. Oklahoma St.	2021
500 yards	564	North Carolina	2021
400 yards	436	at Southern Cal	2022
90 or more plays	95	vs. Oklahoma St.	2021
80 plays	81	Stanford	2022
75 plays	78	NC State	2023

**MISCELLANEOUS**

had 30 or more first downs	34	vs. Oklahoma St.	2021
had 20 first downs	20	at NC State	2023
had 10 or more penalties	12	Pittsburgh	2020
had 100 or more yards in penalties	127	Georgia	2017
had 35 or more minutes of possession time	35:23	at Southern Cal	2022
had 100-yd receiver, 100-yd rusher		vs. Oklahoma St.	2021
Spencer Sanders, 125 rushing; Brennan Presley 137 receiving; Tay Martin 104 receiving			
had 2 players with 100 receiving yards		vs. Oklahoma St.	2021
Brennan Presley, 137; Tay Martin 104			

**SCORING**

60 or more points		never	
50 points	50	at Texas	2016
40 points	40	Clemson	2020
30 points	38	vs. South Carolina	2022

**AN OPPOSING PLAYER**

**RUSHING**

rushed for 100 yards	104	TreVeyon Henderson	Ohio State	2023
rushed for 150 yards	154	Austin Jones	at Southern Cal	2022
rushed for 200 yards	210	Alexander Teich	Navy	2010
rushed for 300 yards	303	Tony Dorsett	Pittsburgh	1975
rushed 40 or more times	42	Craig Heyward	Pittsburgh	1987
rushed 30 times	32	Casey Filkins	Stanford	2022
rushed 25 times	32	Casey Filkins	Stanford	2022
rushed for 5 or more TDs	5	Walter Reyes	at Syracuse	2003
rushed for 4 TDs	4	Ezekiel Elliott	vs. Ohio State	2015
rushed for 3 TDs	3	Caleb Williams	at Southern Cal	2022
rushed for 2 TDs	3	Caleb Williams	at Southern Cal	2022
a rush of 80 yards or more	89	Jashaun Corbin	at Florida State	2021
a rush of 70 yards	74	Courtney Reese	UNLV	2022
a rush of 60 yards	61	TreVeyon Henderson	Ohio State	2023
a rush of 50 yards	61	TreVeyon Henderson	Ohio State	2023

**PASSING**

passed for 300 yards	301	Drake Maye	at North Carolina	2022
passed for 400 yards	439	D.J. Uiagalelei	Clemson	2020
passed for 500 yards		never		
attempted 60 or more passes	60	Andy Kelly	Tennessee	1990
attempted 50 passes	51	Spencer Sanders	vs. Oklahoma St.	2021
attempted 40 passes	47	Brennan Armstrong	at NC State	2023
completed 30 passes	34	Spencer Sanders	vs. Oklahoma St.	2021
completed 20 passes	22	Brennan Armstrong	at NC State	2023
threw 6 or more TDs	6	Cody Kessler	Southern Cal	2014
threw 5 TDs	5	Drake Maye	at North Carolina	2022
threw 4 TDs	4	Spencer Sanders	vs. Oklahoma St.	2021
completed 90-yard or more pass	97	Kyle Orton	Purdue	2004
completed 80-yard pass	80	Drake Maye	at North Carolina	2022
completed 70-yard pass	72	Eric Dungey	Syracuse	2016
completed 60-yard pass	64	Drake Maye	at North Carolina	2022

**RECEIVING**

caught 15 or more passes	15	Drake London	Southern Cal	2021
caught 10 passes	11	Emeka Egbuka	at Ohio State	2022
	11	Marvin Harrison Jr.	at Ohio State	2022
had 200 or more yards receiving	238	Selwyn Lymon	Purdue	2006
had 150 yards receiving	150	Antoine Green	at North Carolina	2022
had 100 yards receiving	100	Kody Epps	vs. BYU	2022
caught 3 or more TD passes	3	Tay Martin	vs. Oklahoma St.	2021

**SCORING**

accounted for 7 or more TDs	7	Spencer Sanders	vs. Oklahoma St.	2021
accounted for 6 TDs	6	Cody Kessler	Southern Cal	2014
accounted for 5 TDs	5	Drake Maye	at North Carolina	2022

**DEFENSE**

3 or more interceptions	3	Rod Johnson	NC State	2003
2 interceptions	2	Justin Simmons	Boston College	2015

3.0 or more sacks	3.0	Bradley Chubb	NC State	2016
2.0 sacks	2.0	Davin Vann	at NC State	2023

**SPECIAL TEAMS**

kicked 4 or more field goals	4	B.T. Potter	Clemson	2020
kicked a 50-yd or more field goal	54	Andre Szmyt	at Syracuse	2022
kicked a punt of 65 or more yards	65	Jake Bailey	Stanford	2017
totaled 100 or more KR yards	122	Damond Phiyaw-Johnson	Duke	2019




**18**  
**STEVE ANGELI**

QB • 6-2 3/8, 211 lbs • Sophomore/Freshman  
Westfield, NJ (Bergan Catholic)

**Rushing and Passing**

SEASON	TEAM	gp	Rushing						Passing						effic	
			att	yds	td	lg	avg/c	avg/g	comp-att-int	yds	td	lg	pct	avg/p		avg/g
2022-23	ND	2	0	0	0	0	0.0	0.0	0-0-0	0	0	0	0.0	0.0	0.0	0.0
2023-24	ND	4	0	0	0	0	0.0	0.0	10-14-0	144	2	42	71.4	14.4	36.0	205.0
<b>TOTAL</b>		<b>6</b>	<b>0</b>	<b>0</b>	<b>0</b>	<b>0</b>	<b>0.0</b>	<b>0.0</b>	<b>10-14-0</b>	<b>144</b>	<b>2</b>	<b>42</b>	<b>71.4</b>	<b>14.4</b>	<b>24.0</b>	<b>205.0</b>

Date	Opponent	Rushing			Receiving			Passing			Kick Returns			Punt Returns			all				
		no.	yds	td	lg	no.	yds	td	lg	cmp	att	int	yds	td	lg	no.	yds	td	lg	purp	
08/26/2023	vs Navy	0	0	0	0	0	0	0	0	1-1-0	2	0	2	0	0	0	0	0	0	0	0
09/02/2023	Tennessee St.	0	0	0	0	0	0	0	0	8-11-0	130	2	42	0	0	0	0	0	0	0	0
09/09/2023	at NC State	0	0	0	0	0	0	0	0	0-0-0	0	0	0	0	0	0	0	0	0	0	0
09/16/2023	Central Mich.	0	0	0	0	0	0	0	0	1-2-0	12	0	12	0	0	0	0	0	0	0	0
		<b>0</b>	<b>0</b>	<b>0</b>	<b>0</b>	<b>0</b>	<b>0</b>	<b>0</b>	<b>0</b>	<b>10-14-0</b>	<b>144</b>	<b>2</b>	<b>42</b>	<b>0</b>	<b>0</b>	<b>0</b>	<b>0</b>	<b>0</b>	<b>0</b>	<b>0</b>	<b>144</b>



**23**  
**JAIKEN AUSBERRY**

LB • 6-0 1/8, 224 lbs • Freshman/Freshman  
Baton Rouge, LA (University Laboratory School)

**Tackles**

SEASON	TEAM	GP	Tackles						Interceptions			Receptions						
			ua	a	total	tf	pd	ff	blk	sacks	int	rec	yds	td	lg	rec/g	yds/r	yds/g
2023-24	ND	4	2	1	3	0-0	0	0	0	0	0	0	0	0	0	0.0	0.0	0.0
<b>TOTAL</b>		<b>4</b>	<b>2</b>	<b>1</b>	<b>3</b>	<b>0-0</b>	<b>0</b>	<b>0</b>	<b>0</b>	<b>0</b>	<b>0</b>	<b>0</b>	<b>0</b>	<b>0</b>	<b>0.0</b>	<b>0.0</b>	<b>0.0</b>	

**Single Game Highs**

Statistic	Value	
Total Tackles	3	vs Tennessee St. 09/02/23

Date	Opponent	Tackles			Sacks	Fumble	Pass Defense	blkd	PAT attempts	off					
		ua	a	total	ff	fr-yds	int-yds	qbh	brup	kick	kick	rush	rcv	saf	pts
08/26/2023	vs Navy	0	0	0	0-0	0-0	0-0	0	0	0	0-0	0	0	0	0
09/02/2023	Tennessee St.	2	1	3	0-0	0-0	0-0	0	0	0	0-0	0	0	0	0
09/16/2023	Central Mich.	0	0	0	0-0	0-0	0-0	0	0	0	0-0	0	0	0	0
09/23/2023	Ohio St.	0	0	0	0-0	0-0	0-0	0	0	0	0-0	0	0	0	0
		<b>2</b>	<b>1</b>	<b>3</b>	<b>0-0</b>	<b>0-0</b>	<b>0-0</b>	<b>0</b>	<b>0</b>	<b>0</b>	<b>0-0</b>	<b>0</b>	<b>0</b>	<b>0</b>	<b>0</b>



**27**  
**JD BERTRAND**

LB • 6-1, 233 lbs • Graduate Student/Senior  
Alpharetta, GA (Blessed Trinity)

**Tackles**

SEASON	TEAM	GP	Tackles						Interceptions			Receptions						
			ua	a	total	tf	pd	ff	blk	sacks	int	rec	yds	td	lg	rec/g	yds/r	yds/g
2019-20	ND	3	0	0	0	0-0	0	0	0	0	0	0	0	0	0	0.0	0.0	0.0
2020-21	ND	10	5	2	7	0-0	0	0	0	0	0	0	0	0	0	0.0	0.0	0.0
2021-22	ND	13	63	38	101	7-22	1	1	1	0	1.5	0	0	0	0	0.0	0.0	0.0
2022-23	ND	12	45	37	82	8.5-28	3	0	0	0	2	0	0	0	0	0.0	0.0	0.0
2023-24	ND	5	14	18	32	2-5	2	0	0	0	0	0	0	0	0	0.0	0.0	0.0
<b>TOTAL</b>		<b>43</b>	<b>127</b>	<b>95</b>	<b>222</b>	<b>17.5-55</b>	<b>6</b>	<b>1</b>	<b>1</b>	<b>0</b>	<b>3.5</b>	<b>0</b>	<b>0</b>	<b>0</b>	<b>0.0</b>	<b>0.0</b>	<b>0.0</b>	

**Single Game Highs**

Statistic	Value	
Total Tackles	13	vs Stanford 10/15/22
Total Sacks	1	vs Toledo 09/11/21, vs Clemson 11/05/22
Total Tackles For Loss	3	vs Toledo 09/11/21

Date	Opponent	Tackles			Sacks	Fumble	Pass Defense	blkd	PAT attempts	off					
		ua	a	total	ff	fr-yds	int-yds	qbh	brup	kick	kick	rush	rcv	saf	pts
08/26/2023	vs Navy	3	0	3	0-0	0-0	0-0	0	0	0	0-0	0	0	0	0
09/02/2023	Tennessee St.	3	2	5	1-0-2	0-0	0-0	0-0	1	0	0-0	0	0	0	0
09/09/2023	at NC State	1	4	5	0-0	0-0	0-0	0	0	2	1	0	0	0	0
09/23/2023	Ohio St.	4	4	8	1-0-3	0-0	0-0	0	0	1	0	0-0	0	0	0
09/30/2023	at Duke	3	8	11	0-0	0-0	0-0	0	0	0	0	0-0	0	0	0
		<b>14</b>	<b>18</b>	<b>32</b>	<b>2-0-5</b>	<b>0-0</b>	<b>0-0</b>	<b>0-0</b>	<b>3</b>	<b>2</b>	<b>0</b>	<b>0-0</b>	<b>0</b>	<b>0</b>	<b>0</b>



**12**  
**JORDAN BOTELHO**

DL • 6-2 1/2, 264 lbs • Senior/Senior  
Honolulu, HI (Saint Louis)

**Tackles**

SEASON	TEAM	GP	Tackles						Interceptions			Receptions					
			ua	a	total	tf	pd	ff	blk	sacks	int	rec	yds	td	lg	rec/g	yds/r
2020-21	ND	10	2	2	4	0-0	0	0	0	0	0	0	0	0	0.0	0.0	0.0
2021-22	ND	11	11	7	18	3-11	0	0	0	0	2	0	0	0	0.0	0.0	0.0
2022-23	ND	13	9	2	11	6.5-24	0	0	0	1	4.5	0	0	0	0.0	0.0	0.0
2023-24	ND	6	10	7	17	2-14	0	0	0	0	2	0	0	0	0.0	0.0	0.0
<b>TOTAL</b>		<b>40</b>	<b>32</b>	<b>18</b>	<b>50</b>	<b>11.5-49</b>	<b>0</b>	<b>0</b>	<b>0</b>	<b>1</b>	<b>8.5</b>	<b>0</b>	<b>0</b>	<b>0</b>	<b>0.0</b>	<b>0.0</b>	<b>0.0</b>

**Single Game Highs**

Statistic	Value	
Longest Punt Return	1	vs South Fla. 09/19/20
Total Tackles	4	5 times
Total Sacks	2	at Syracuse 10/29/22, vs South Carolina 12/30/22
Total Tackles For Loss	2	at Syracuse 10/29/22, vs South Carolina 12/30/22

Date	Opponent	Tackles			Sacks	Fumble	Pass Defense	blkd	PAT attempts	off					
		ua	a	total	ff	fr-yds	int-yds	qbh	brup	kick	kick	rush	rcv	saf	pts
08/26/2023	vs Navy	1	2	3	0-0	0-0	0-0	0	0	0	0-0	0	0	0	0
09/02/2023	Tennessee St.	2	0	2	1-0.5	1-5	0-0	0	0	0	0-0	0	0	0	0
09/09/2023	at NC State	1	0	1	0-0	0-0	0-0	0	0	0	0-0	0	0	0	0
09/16/2023	Central Mich.	3	0	3	0-0	0-0	0-0	0	0	0	0-0	0	0	0	0
09/23/2023	Ohio St.	3	1	4	1-0.9	1-9	0-0	0	0	0	0-0	0	0	0	0
09/30/2023	at Duke	0	4	4	0-0	0-0	0-0	0	0	0	0-0	0	0	0	0
		<b>10</b>	<b>7</b>	<b>17</b>	<b>2-0-14</b>	<b>2-14</b>	<b>0-0</b>	<b>0-0</b>	<b>1</b>	<b>0</b>	<b>0</b>	<b>0-0</b>	<b>0</b>	<b>0</b>	<b>0</b>



**34**  
**DRAYK BOWEN**

LB • 6-2, 234 lbs • Freshman/Freshman  
St. John, IN (Andrean)

**Tackles**

SEASON	TEAM	GP	Tackles							Interceptions		Receptions						
			ua	a	total	tfl	pd	ff	fr	blk	sacks	int	rec	yds	td	lg	rec/g	yds/r
2023-24	ND	5	2	0	2	0-0	0	1	0	0	0	0	0	0	0	0.0	0.0	0.0
<b>TOTAL</b>		<b>5</b>	<b>2</b>	<b>0</b>	<b>2</b>	<b>0-0</b>	<b>0</b>	<b>1</b>	<b>0</b>	<b>0</b>	<b>0</b>	<b>0</b>	<b>0</b>	<b>0</b>	<b>0.0</b>	<b>0.0</b>	<b>0.0</b>	

**Single Game Highs**

Statistic	Value	
Total Tackles	1	at NC State 09/09/23, vs Central Mich. 09/16/23

Date	Opponent	ua	a	total	tfl	pd	ff	fr	blk	sacks	int	rec	yds	td	lg	rec/g	yds/r	yds/g	
08/26/2023	vs Navy	0	0	0	0-0	0	0	0	0	0	0	0	0	0	0	0	0	0	0
09/09/2023	at NC State	1	0	1	0-0	0	0	0	0	0	0	0	0	0	0	0	0	0	0
09/16/2023	Central Mich.	1	0	1	0-0	0	0	0	0	0	0	0	0	0	0	0	0	0	0
09/23/2023	Ohio St.	0	0	0	0-0	0	0	0	0	0	0	0	0	0	0	0	0	0	0
09/30/2023	at Duke	0	0	0	0-0	0	0	0	0	0	0	0	0	0	0	0	0	0	0
<b>TOTAL</b>		<b>2</b>	<b>0</b>	<b>2</b>	<b>0-0</b>	<b>0</b>	<b>0</b>	<b>0</b>	<b>0</b>	<b>0</b>	<b>0</b>	<b>0</b>	<b>0</b>	<b>0</b>	<b>0</b>	<b>0</b>	<b>0</b>	<b>0</b>	<b>0</b>



**2**  
**DJ BROWN**

S • 6-11/4, 202 lbs • Graduate Student/Senior  
Annapolis, MD (St. John's College)

**Tackles**

SEASON	TEAM	GP	Tackles							Interceptions		Receptions						
			ua	a	total	tfl	pd	ff	fr	blk	sacks	int	rec	yds	td	lg	rec/g	yds/r
2018-19	ND	1	0	0	0	0-0	0	0	0	0	0	0	0	0	0	0.0	0.0	0.0
2019-20	ND	9	3	4	7	0-0	0	0	0	0	0	0	0	0	0	0.0	0.0	0.0
2020-21	ND	12	7	1	8	0-0	2	0	0	0	0	0	0	0	0	0.0	0.0	0.0
2021-22	ND	12	21	21	42	1-2	1	0	0	0	0	0	0	0	0	0.0	0.0	0.0
2022-23	ND	13	27	21	48	0-5-2	2	0	0	0	0	0	0	0	0	0.0	0.0	0.0
2023-24	ND	5	13	6	19	0-0	2	0	0	0	0	0	0	0	0	0.0	0.0	0.0
<b>TOTAL</b>		<b>52</b>	<b>71</b>	<b>53</b>	<b>124</b>	<b>1.5-4</b>	<b>7</b>	<b>0</b>	<b>0</b>	<b>0</b>	<b>0</b>	<b>4</b>	<b>0</b>	<b>0</b>	<b>0</b>	<b>0.0</b>	<b>0.0</b>	<b>0.0</b>

**Single Game Highs**

Statistic	Value	
Total Tackles	9	vs Marshall 09/10/22
Total Tackles For Loss	1	at Florida St. 09/05/21
Total Interceptions	1	4 times

Date	Opponent	ua	a	total	tfl	pd	ff	fr	blk	sacks	int	rec	yds	td	lg	rec/g	yds/r	yds/g	
08/26/2023	vs Navy	1	1	2	0-0	0	0	0	0	0	0	0	0	0	0	0	0	0	0
09/02/2023	Tennessee St.	2	0	2	0-0	0	0	0	0	0	0	0	0	0	0	0	0	0	0
09/09/2023	at NC State	4	1	5	0-0	0	0	0	0	0	0	0	0	0	0	0	0	0	0
09/23/2023	Ohio St.	1	2	3	0-0	0	0	0	0	0	0	0	0	0	0	0	0	0	0
09/30/2023	at Duke	5	2	7	0-0	0	0	0	0	0	0	0	0	0	0	0	0	0	0
<b>TOTAL</b>		<b>13</b>	<b>6</b>	<b>19</b>	<b>0-0</b>	<b>0</b>	<b>0</b>	<b>0</b>	<b>0</b>	<b>0</b>	<b>0</b>	<b>0</b>	<b>0</b>	<b>0</b>	<b>0</b>	<b>0</b>	<b>0</b>	<b>0</b>	<b>0</b>



**40**  
**JOSHUA BURNHAM**

DL • 6-3 1/2, 248 lbs • Sophomore/Freshman  
Traverse City, MI (Traverse City Central)

**Tackles**

SEASON	TEAM	GP	Tackles							Interceptions		Receptions						
			ua	a	total	tfl	pd	ff	fr	blk	sacks	int	rec	yds	td	lg	rec/g	yds/r
2022-23	ND	1	0	1	1	0-5-3	0	0	0	0	0	0	0	0	0	0.0	0.0	0.0
2023-24	ND	6	5	5	10	2.5-13	0	0	0	1	0	0	0	0	0	0.0	0.0	0.0
<b>TOTAL</b>		<b>7</b>	<b>5</b>	<b>6</b>	<b>11</b>	<b>3-16</b>	<b>0</b>	<b>0</b>	<b>0</b>	<b>1</b>	<b>0</b>	<b>0</b>	<b>0</b>	<b>0</b>	<b>0.0</b>	<b>0.0</b>	<b>0.0</b>	

**Single Game Highs**

Statistic	Value	
Total Tackles	3	vs Navy 08/26/23, vs Tennessee St. 09/02/23
Total Sacks	1	vs Navy 08/26/23
Total Tackles For Loss	1	vs Navy 08/26/23, vs Tennessee St. 09/02/23

Date	Opponent	ua	a	total	tfl	pd	ff	fr	blk	sacks	int	rec	yds	td	lg	rec/g	yds/r	yds/g
08/26/2023	vs Navy	2	1	3	1.0-9	1-9	0	0	0	0	0	0	0	0	0	0	0	0
09/02/2023	Tennessee St.	2	1	3	1.0-3	0-0	0	0	0	0	0	0	0	0	0	0	0	0
09/09/2023	at NC State	0	1	1	0-0	0-0	0	0	0	0	0	0	0	0	0	0	0	0
09/16/2023	Central Mich.	0	0	0	0-0	0-0	0	0	0	0	0	0	0	0	0	0	0	0
09/23/2023	Ohio St.	1	0	1	0-0	0-0	0	0	0	0	0	0	0	0	0	0	0	0
09/30/2023	at Duke	0	2	2	0.5-1	0-0	0	0	0	0	0	0	0	0	0	0	0	0
<b>TOTAL</b>		<b>5</b>	<b>5</b>	<b>10</b>	<b>2.5-13</b>	<b>1-9</b>	<b>0</b>	<b>0</b>	<b>0</b>	<b>0</b>	<b>0</b>	<b>0</b>	<b>0</b>	<b>0</b>	<b>0</b>	<b>0</b>	<b>0</b>	<b>0</b>



**4**  
**ANTONIO CARTER II**

S • 5-13/4, 207 lbs • Graduate Student/Senior  
Orlando, FL (Oak Ridge/Rhode Island)

**Tackles**

SEASON	TEAM	GP	Tackles							Interceptions		Receptions						
			ua	a	total	tfl	pd	ff	fr	blk	sacks	int	rec	yds	td	lg	rec/g	yds/r
2019-20	URI	3	0	0	0	0-0	0	0	0	0	0	0	0	0	0	0.0	0.0	0.0
2020-21	URI	3	5	2	7	0-0	0	0	0	0	0	0	0	0	0	0.0	0.0	0.0
2021-22	URI	11	36	16	52	1-11	7	1	1	0	1	0	0	0	0	0.0	0.0	0.0
2022-23	URI	11	40	20	60	4.5-18	10	2	2	0	1	1	0	0	0	0.0	0.0	0.0
2023-24	ND	5	6	0	6	0-0	0	1	0	0	0	0	0	0	0	0.0	0.0	0.0
<b>TOTAL FOR ND</b>		<b>5</b>	<b>6</b>	<b>0</b>	<b>6</b>	<b>0-0</b>	<b>0</b>	<b>1</b>	<b>0</b>	<b>0</b>	<b>0</b>	<b>0</b>	<b>0</b>	<b>0</b>	<b>0</b>	<b>0.0</b>	<b>0.0</b>	<b>0.0</b>
<b>TOTAL</b>		<b>33</b>	<b>87</b>	<b>38</b>	<b>125</b>	<b>5.5-29</b>	<b>17</b>	<b>4</b>	<b>3</b>	<b>0</b>	<b>2</b>	<b>2</b>	<b>0</b>	<b>0</b>	<b>0</b>	<b>0.0</b>	<b>0.0</b>	<b>0.0</b>

**Single Game Highs**

Statistic	Value	
Total Tackles	8	vs Delaware 09/17/22, at New Hampshire 11/12/22
Total Sacks	1	vs Bryant 09/04/21, vs Albany 11/19/22
Total Tackles For Loss	1	5 times
Total Interceptions	1	at Albany 03/20/21, vs Brown 10/01/22

Date	Opponent	ua	a	total	tfl	pd	ff	fr	blk	sacks	int	rec	yds	td	lg	rec/g	yds/r	yds/g
08/26/2023	vs Navy	1	0	1	0-0	0	0	0	0	0	0	0	0	0	0	0	0	0
09/02/2023	Tennessee St.	1	0	1	0-0	0	0	0	0	0	0	0	0	0	0	0	0	0
09/09/2023	at NC State	1	0	1	0-0	0	0	0	0	0	0	0	0	0	0	0	0	0
09/16/2023	Central Mich.	3	0	3	0-0	0	0	0	0	0	0	0	0	0	0	0	0	0
09/30/2023	at Duke	0	0	0	0-0	0	0	0	0	0	0	0	0	0	0	0	0	0
<b>TOTAL</b>		<b>6</b>	<b>0</b>	<b>6</b>	<b>0-0</b>	<b>0</b>	<b>0</b>	<b>0</b>	<b>0</b>	<b>0</b>	<b>0</b>	<b>0</b>	<b>0</b>	<b>0</b>	<b>0</b>	<b>0</b>	<b>0</b>	<b>0</b>



**0**  
**DEION COLZIE**

WR • 6-4 3/4, 210 lbs • Junior/Junior  
McDonough, GA (Athens Academy)

**Tackles**

SEASON	TEAM	GP	Tackles							Interceptions		Receptions							
			ua	a	total	tfl	pd	ff	fr	blk	sacks	int	rec	yds	td	lg	rec/g	yds/r	yds/g
2021-22	ND	11	0	0	0	0-0	0	0	0	0	0	0	4	67	0	31	0.4	16.8	6.1
2022-23	ND	12	1	0	1	0-0	0	0	0	0	0	0	9	192	1	30	0.8	21.3	16.0
2023-24	ND	4	0	0	0	0-0	0	0	0	0	0	0	3	45	1	25	0.8	15.0	11.3
<b>TOTAL</b>		<b>27</b>	<b>1</b>	<b>0</b>	<b>1</b>	<b>0-0</b>	<b>0</b>	<b>0</b>	<b>0</b>	<b>0</b>	<b>0</b>	<b>0</b>	<b>16</b>	<b>304</b>	<b>2</b>	<b>31</b>	<b>0.6</b>	<b>19.0</b>	<b>11.3</b>

</







**88**  
**MITCHELL EVANS**

TE • 6-5 1/8, 251 lbs • Junior/Junior  
Wadsworth, OH (Wadsworth)

**Rushing and Passing**

SEASON	TEAM	gp	Rushing					Passing										
			att	yds	td	lg	avg/c	avg/g	comp-att-int	yds	td	lg	pct	avg/p	avg/g	effic		
2021-22	ND	13	0	0	0	0	0	0	0	0	0	0	0	0	0	0	0	0
2022-23	ND	8	7	11	1	4	1.6	1.4	0-0-0	0	0	0	0	0	0	0	0	0
2023-24	ND	5	1	2	0	2	2.0	0.4	0-0-0	0	0	0	0	0	0	0	0	0
<b>TOTAL</b>		<b>26</b>	<b>8</b>	<b>13</b>	<b>1</b>	<b>4</b>	<b>1.6</b>	<b>0.5</b>	<b>0-0-0</b>	<b>0</b>	<b>0</b>	<b>0</b>	<b>0</b>	<b>0</b>	<b>0</b>	<b>0</b>	<b>0</b>	<b>0</b>

**Scoring and Total Offense**

SEASON	TEAM	gp	Scoring							Total Offense								
			td	rush	rcv	ret	2pat	fg	total	avg/g	rush	pass	total	avg/g				
2021-22	ND	13	0	0	0	0	0	0	0	0	0	0	0	0	0	0	0	0
2022-23	ND	8	2	1	1	0	0	0	0	0	12	1.5	11	0	11	1.4	0	0
2023-24	ND	5	0	0	0	0	0	0	0	0	0	0.0	2	0	2	0.4	0	0
<b>TOTAL</b>		<b>26</b>	<b>2</b>	<b>1</b>	<b>1</b>	<b>0</b>	<b>0</b>	<b>0</b>	<b>0</b>	<b>0</b>	<b>12</b>	<b>0.5</b>	<b>13</b>	<b>0</b>	<b>13</b>	<b>0.5</b>	<b>0</b>	<b>0</b>

**Punting and All Purpose**

SEASON	TEAM	gp	Punting				All Purpose						
			no.	yds	lg	avg/g	rush	rcv	pr	kr	lr	total	avg/g
2021-22	ND	13	0	0	0	0.0	0	21	0	0	0	21	1.6
2022-23	ND	8	0	0	0	0.0	11	39	0	0	0	50	6.3
2023-24	ND	5	0	0	0	0.0	2	272	0	0	0	274	54.8
<b>TOTAL</b>		<b>26</b>	<b>0</b>	<b>0</b>	<b>0</b>	<b>0.0</b>	<b>13</b>	<b>332</b>	<b>0</b>	<b>0</b>	<b>0</b>	<b>345</b>	<b>13.3</b>

**Tackles**

SEASON	TEAM	GP	Tackles							Interceptions		Receptions									
			ua	a	total	tfl	pd	ff	fr	blk	sacks	int	rec	yds	td	lg	rec/g	yds/r	yds/g		
2021-22	ND	13	0	0	0	0-0	0	0	0	0	0	0	0	0	0	0	0	0	0	0	
2022-23	ND	8	0	0	0	0-0	0	0	0	0	0	0	0	0	3	39	1	18	0.4	13.0	4.9
2023-24	ND	5	0	0	0	0-0	0	0	0	0	0	0	0	0	18	272	0	36	3.6	15.1	54.4
<b>TOTAL</b>		<b>26</b>	<b>0</b>	<b>0</b>	<b>0</b>	<b>0-0</b>	<b>0</b>	<b>0</b>	<b>0</b>	<b>0</b>	<b>0</b>	<b>0</b>	<b>0</b>	<b>0</b>	<b>23</b>	<b>332</b>	<b>1</b>	<b>36</b>	<b>0.9</b>	<b>14.4</b>	<b>12.8</b>

**Single Game Highs**

Statistic	Value	
Rushing Attempts	2	vs UNLV 10/22/22, at Syracuse 10/29/22
Rushing Yards Net	5	vs UNLV 10/22/22
Rushing Touchdowns	1	vs UNLV 10/22/22
Longest Rushing	4	vs UNLV 10/22/22
Receptions	7	vs Ohio St. 09/23/23
Receptions Yards	134	at Duke 09/30/23
Receptions Touchdowns	1	vs South Carolina 12/30/22
Longest Reception	36	at Duke 09/30/23

Date	Opponent	Rushing			Receiving			Passing			Kick Returns			Punt Returns			all				
		no.	yds	td	lg	no.	yds	td	lg	comp	att	int	yds	td	lg	no.		yds	td	lg	purp
08/26/2023	vs Navy	0	0	0	0	0	0	0	0	0	0	0	0	0	0	0	0	0	0	0	0
09/02/2023	Tennessee St.	0	0	0	4	61	0	18	0-0-0	0	0	0	0	0	0	0	0	0	0	0	61
09/09/2023	at NC State	1	2	0	2	1	2	0	2	0-0-0	0	0	0	0	0	0	0	0	0	0	4
09/23/2023	Ohio St.	0	0	0	7	75	0	25	0-0-0	0	0	0	0	0	0	0	0	0	0	0	75
09/30/2023	at Duke	0	0	0	6	134	0	36	0-0-0	0	0	0	0	0	0	0	0	0	0	0	134
		<b>1</b>	<b>2</b>	<b>0</b>	<b>18</b>	<b>272</b>	<b>0</b>	<b>36</b>	<b>0-0-0</b>	<b>0</b>	<b>0</b>	<b>0</b>	<b>0</b>	<b>0</b>	<b>0</b>	<b>0</b>	<b>0</b>	<b>0</b>	<b>0</b>	<b>0</b>	<b>2</b>



**17**  
**RICO FLORES JR.**

WR • 6-0 1/8, 205 lbs • Freshman/Freshman  
North Highlands, CA (Folsom)

**Tackles**

SEASON	TEAM	GP	Tackles							Interceptions		Receptions								
			ua	a	total	tfl	pd	ff	fr	blk	sacks	int	rec	yds	td	lg	rec/g	yds/r	yds/g	
2023-24	ND	6	0	0	0	0-0	0	0	0	0	0	0	0	0	0	0	0	0	0	0
<b>TOTAL</b>		<b>6</b>	<b>0</b>	<b>0</b>	<b>0</b>	<b>0-0</b>	<b>0</b>	<b>0</b>	<b>0</b>	<b>0</b>	<b>0</b>	<b>0</b>	<b>0</b>	<b>0</b>	<b>0</b>	<b>0</b>	<b>0</b>	<b>0</b>	<b>0</b>	<b>0</b>

**Single Game Highs**

Statistic	Value	
Receptions	3	vs Ohio St. 09/23/23, vs Central Mich. 09/16/23
Receptions Yards	60	vs Central Mich. 09/16/23
Receptions Touchdowns	1	vs Ohio St. 09/23/23
Longest Reception	42	vs Central Mich. 09/16/23

Date	Opponent	Rushing			Receiving			Passing			Kick Returns			Punt Returns			all				
		no.	yds	td	lg	no.	yds	td	lg	comp	att	int	yds	td	lg	no.		yds	td	lg	purp
08/26/2023	vs Navy	0	0	0	1	2	0	2	0-0-0	0	0	0	0	0	0	0	0	0	0	0	2
09/02/2023	Tennessee St.	0	0	0	2	31	0	20	0-0-0	0	0	0	0	0	0	0	0	0	0	0	31
09/09/2023	at NC State	0	0	0	0	0	0	0	0-0-0	0	0	0	0	0	0	0	0	0	0	0	0
09/16/2023	Central Mich.	0	0	0	3	60	0	42	0-0-0	0	0	0	0	0	0	0	0	0	0	0	60
09/23/2023	Ohio St.	0	0	0	3	20	1	12	0-0-0	0	0	0	0	0	0	0	0	0	0	0	20
09/30/2023	at Duke	0	0	0	2	28	0	24	0-0-0	0	0	0	0	0	0	0	0	0	0	0	28
		<b>0</b>	<b>0</b>	<b>0</b>	<b>11</b>	<b>141</b>	<b>1</b>	<b>42</b>	<b>0-0-0</b>	<b>0</b>	<b>0</b>	<b>0</b>	<b>0</b>	<b>0</b>	<b>0</b>	<b>0</b>	<b>0</b>	<b>0</b>	<b>0</b>	<b>0</b>	<b>0</b>

Games	Avg/ rush	Avg/ catch	Pass effic	KR avg	PR avg	All purpose avg/game	Total offense avg/game
6	0.0	12.8	0.0	0.0	0.0	0.0	23.5



**22**  
**DEVYN FORD**

RB • 5-11, 200 lbs • Graduate Student/Senior  
Stafford, VA (North Stafford/Penn State)

**Rushing and Passing**

SEASON	TEAM	gp	Rushing					Passing										
			att	yds	td	lg	avg/c	avg/g	comp-att-int	yds	td	lg	pct	avg/p	avg/g	effic		
2019-20	PSU	12	52	294	3	81	5.7	24.5	0-0-0	0	0	0	0	0	0	0	0	0
2020-21	PSU	6	67	274	3	23	4.1	45.7	0-0-0	0	0	0	0	0	0	0	0	0
2021-22	PSU	9	14	61	0	12	4.4	6.8	0-0-0	0	0	0	0	0	0	0	0	0
2022-23	PSU	4	7	37	0	30	5.3	9.3	0-0-0	0	0	0	0	0	0	0	0	0
2023-24	ND	5	4	14	0	5	3.5	2.8	0-0-0	0	0	0	0	0	0	0	0	0
<b>TOTAL FOR ND</b>		<b>5</b>	<b>4</b>	<b>14</b>	<b>0</b>	<b>5</b>	<b>3.5</b>	<b>2.8</b>	<b>0-0-0</b>	<b>0</b>	<b>0</b>	<b>0</b>	<b>0</b>	<b>0</b>	<b>0</b>	<b>0</b>	<b>0</b>	<b>0</b>
<b>TOTAL</b>		<b>36</b>	<b>144</b>	<b>680</b>	<b>6</b>	<b>81</b>	<b>4.7</b>	<b>18.9</b>	<b>0-0-0</b>	<b>0</b>	<b>0</b>	<b>0</b>	<b>0</b>	<b>0</b>	<b>0</b>	<b>0</b>	<b>0</b>	<b>0</b>

**Scoring and Total Offense**

SEASON	TEAM	gp	Scoring							Total Offense					
			td	rush	rcv	ret	2pat	fg	total	avg/g	rush	pass	total	avg/g	
2019-20	PSU	12	3	3	0	0	0	0	0	18	1.5	294	0	294	24.5
2020-21	PSU	6	3	3	0	0	0	0	0	18	3.0	274	0	274	45.7
2021-22	PSU	9	0	0	0	0	0	0	0	0	0	61	0	61	6.8
2022-23	PSU	4	0	0	0	0	0	0	0	0	0	37	0	37	9.3
2023-24	ND	5	0	0	0	0	0	0	0	0	0	14	0	14	2.8
<b>TOTAL FOR ND</b>		<b>5</b>	<b>0</b>	<b>0</b>	<b>0</b>	<b>0</b>	<b>0</b>	<b>0</b>	<b>0</b>	<b>0</b>	<b>0</b>	<b>14</b>	<b>0</b>	<b>14</b>	<b>2.8</b>
<b>TOTAL</b>		<b>36</b>	<b>6</b>	<b>6</b>	<b>0</b>	<b>0</b>	<b>0</b>	<b>0</b>	<b>0</b>	<b>0</b>	<b>0</b>	<b>36</b>	<b>1.0</b>	<b>680</b>	<b>18.9</b>

**Punting and All Purpose**

SEASON	TEAM	gp	Punting				All Purpose							
			no.	yds	lg	avg/g	rush	rcv	pr	kr	lr	total	avg/g	
2019-20	PSU	12	0	0	0	0.0	294	30	0	0	0	324	27.0	
2020-21	PSU	6	0	0	0	0.0	274	24	0	0	93	0	391	65.2
2021-22	PSU	9	0	0	0	0.0	61	18	0					



**29**  
**CHRISTIAN GRAY**

CB • 5-11 3/4, 189 lbs • Freshman/Freshman  
St. Louis, MO (De Smet)

**Tackles**

SEASON	TEAM	GP	Tackles							Interceptions			Receptions					
			ua	a	total	tfl	pd	ff	fr	blk	sacks	int	rec	yds	td	lg	rec/g	yds/r
2023-24	ND	5	3	0	3	0-0	1	0	0	0	0	0	0	0	0	0.0	0.0	0.0
<b>TOTAL</b>		<b>5</b>	<b>3</b>	<b>0</b>	<b>3</b>	<b>0-0</b>	<b>1</b>	<b>0</b>	<b>0</b>	<b>0</b>	<b>0</b>	<b>0</b>	<b>0</b>	<b>0</b>	<b>0.0</b>	<b>0.0</b>	<b>0.0</b>	

**Single Game Highs**

Statistic	Value
Total Tackles	2 at NC State 09/09/23

Date	Opponent	ua	a	total	tfl-yds	no-yds	ff	fr-yds	int-yds	qbh	brup	blk	kick	PAT attempts	off	
08/26/2023	vs Navy	0	0	0	0-0	0-0	0	0-0	0-0	0	0	0	0	0-0	0	0
09/02/2023	Tennessee St.	0	0	0	0-0	0-0	0	0-0	0-0	0	0	0	0	0-0	0	0
09/09/2023	at NC State	2	0	2	0-0	0-0	0	0-0	0-0	0	1	0	0-0	0	0	0
09/16/2023	Central Mich.	1	0	1	0-0	0-0	0	0-0	0-0	0	0	0	0-0	0	0	0
09/30/2023	at Duke	0	0	0	0-0	0-0	0	0-0	0-0	0	0	0	0-0	0	0	0
<b>TOTAL</b>		<b>3</b>	<b>0</b>	<b>3</b>	<b>0-0</b>	<b>0-0</b>	<b>0</b>	<b>0-0</b>	<b>0-0</b>	<b>0</b>	<b>1</b>	<b>0</b>	<b>0-0</b>	<b>0</b>	<b>0</b>	<b>0</b>



**19**  
**JADEN GREATHOUSE**

WR • 6-1, 201 lbs • Freshman/Freshman  
Austin, TX (Westlake)

**Tackles**

SEASON	TEAM	GP	Tackles							Interceptions			Receptions								
			ua	a	total	tfl	pd	ff	fr	blk	sacks	int	rec	yds	td	lg	rec/g	yds/r	yds/g		
2023-24	ND	5	0	0	0	0-0	0	0	0	0	0	0	0	0	12	166	3	35	2.4	13.8	33.2
<b>TOTAL</b>		<b>5</b>	<b>0</b>	<b>0</b>	<b>0</b>	<b>0-0</b>	<b>0</b>	<b>0</b>	<b>0</b>	<b>0</b>	<b>0</b>	<b>0</b>	<b>0</b>	<b>0</b>	<b>12</b>	<b>166</b>	<b>3</b>	<b>35</b>	<b>2.4</b>	<b>13.8</b>	<b>33.2</b>

**Single Game Highs**

Statistic	Value
Rushing Attempts	1 vs Ohio St. 09/23/23
Rushing Yards Net	3 vs Ohio St. 09/23/23
Longest Rushing	3 vs Ohio St. 09/23/23
Receptions	3 vs Navy 08/26/23, at NC State 09/09/23
Receptions Yards	68 vs Navy 08/26/23
Receptions Touchdowns	2 vs Navy 08/26/23
Longest Reception	35 vs Navy 08/26/23

Date	Opponent	no.	yds	td	lg	no.	yds	td	lg	cmp	att	int	yds	td	lg	no.	yds	td	lg	no.	yds	td	lg	purp
08/26/2023	vs Navy	0	0	0	0	3	68	2	35	0-0	0	0	0	0	0	0	0	0	0	0	0	0	0	68
09/02/2023	Tennessee St.	0	0	0	0	2	30	0	24	0-0	0	0	0	0	0	0	0	0	0	0	0	0	0	30
09/09/2023	at NC State	0	0	0	0	3	15	1	13	0-0	0	0	0	0	0	0	0	0	0	0	0	0	0	15
09/16/2023	Central Mich.	0	0	0	0	2	13	0	8	0-0	0	0	0	0	0	0	0	0	0	0	0	0	0	13
09/23/2023	Ohio St.	1	3	0	3	2	40	0	28	0-0	0	0	0	0	0	0	0	0	0	0	0	0	0	43
<b>TOTAL</b>		<b>1</b>	<b>3</b>	<b>0</b>	<b>3</b>	<b>12</b>	<b>166</b>	<b>3</b>	<b>35</b>	<b>0-0</b>	<b>0</b>	<b>0</b>	<b>0</b>	<b>0</b>	<b>0</b>	<b>0</b>	<b>0</b>	<b>0</b>	<b>0</b>	<b>0</b>	<b>0</b>	<b>0</b>	<b>0</b>	<b>3</b>

Games	Avg/ rush	Avg/ catch	Pass effic	KR avg	PR avg	All purpose avg/game	Total offense avg/game
5	3.0	13.8	0.0	0.0	0.0	33.8	0.6



**13**  
**THOMAS HARPER**

S • 5-10 5/8, 193 lbs • Graduate Student/Senior  
Knoxville, TN (Karns/Oklahoma State)

**Punting and All Purpose**

SEASON	TEAM	gp	Punting				All Purpose									
			no.	yds	lg	avg/g	rush	rcv	pr	kr	lr	total	avg/g			
2019-20	OSU	12	9	4	13	1-2	0	0	0	0	0	0	22	0	22	1.8
2020-21	OSU	11	0	0	0	0-0	0	0	0	0	0	0	0	0	0	0.0
2021-22	OSU	12	0	0	0	0-0	0	0	0	0	0	0	0	0	0	0.0
2022-23	OSU	7	0	0	0	0-0	0	0	0	0	0	0	11	11	1.6	
2023-24	ND	6	0	0	0	0-0	0	0	0	0	0	0	0	0	0.0	
<b>TOTAL FOR ND</b>		<b>6</b>	<b>0</b>	<b>0</b>	<b>0</b>	<b>0-0</b>	<b>0</b>	<b>0</b>	<b>0</b>	<b>0</b>	<b>0</b>	<b>0</b>	<b>0</b>	<b>0</b>	<b>0.0</b>	
<b>TOTAL</b>		<b>48</b>	<b>0</b>	<b>0</b>	<b>0</b>	<b>0-0</b>	<b>0</b>	<b>0</b>	<b>0</b>	<b>0</b>	<b>0</b>	<b>0</b>	<b>22</b>	<b>11</b>	<b>33</b>	<b>0.7</b>

**Tackles**

SEASON	TEAM	GP	Tackles							Interceptions			Receptions										
			ua	a	total	tfl	pd	ff	fr	blk	sacks	int	rec	yds	td	lg	rec/g	yds/r	yds/g				
2019-20	OSU	12	9	4	13	1-2	0	0	0	0	0	0	0	0	0	0	0	0	0	0	0	0	0
2020-21	OSU	11	26	4	30	1-2	3	0	1	0	0	1	0	0	0	0	0	0	0	0	0	0	0
2021-22	OSU	12	8	20	1.5-2	1	1	0	0	0	0	0	0	0	0	0	0	0	0	0	0	0	0
2022-23	OSU	7	17	13	30	1.5-5	2	0	0	0	0	1	0	0	0	0	0	0	0	0	0	0	0
2023-24	ND	6	15	10	25	2-13	2	1	0	0	1	0	0	0	0	0	0	0	0	0	0	0	0
<b>TOTAL FOR ND</b>		<b>6</b>	<b>15</b>	<b>10</b>	<b>25</b>	<b>2-13</b>	<b>2</b>	<b>1</b>	<b>0</b>	<b>0</b>	<b>1</b>	<b>0</b>	<b>0</b>	<b>0</b>	<b>0</b>	<b>0</b>	<b>0</b>	<b>0</b>	<b>0</b>	<b>0</b>	<b>0</b>	<b>0</b>	<b>0</b>
<b>TOTAL</b>		<b>48</b>	<b>79</b>	<b>39</b>	<b>118</b>	<b>7-24</b>	<b>8</b>	<b>2</b>	<b>1</b>	<b>0</b>	<b>1</b>	<b>2</b>	<b>0</b>	<b>0</b>	<b>0</b>	<b>0</b>	<b>0</b>	<b>0</b>	<b>0</b>	<b>0</b>	<b>0</b>	<b>0</b>	<b>0</b>

**Single Game Highs**

Statistic	Value
Longest Kick Return	22 at West Virginia 11/23/19
Total Tackles	8 vs Texas Tech 10/08/22
Total Sacks	1 vs Central Mich. 09/16/23
Total Tackles For Loss	1.5 at Baylor 10/01/22
Total Interceptions	1 at TCU 12/05/20, at Baylor 10/01/22

Date	Opponent	ua	a	total	tfl-yds	no-yds	ff	fr-yds	int-yds	qbh	brup	blk	kick	PAT attempts	off
08/26/2023	vs Navy	1	0	1	0-0	0-0	0	0-0	0-0	0	0	0	0	0-0	0
09/02/2023	Tennessee St.	2	1	3	1.0-3	0-0	0	0-0	0-0	0	0	0	0	0-0	0
09/09/2023	at NC State	3	4	7	0-0	0-0	0	0-0	0-0	0	2	0	0-0	0	
09/16/2023	Central Mich.	2	2	4	1.0-10	1-10	1	0-0	0-0	1	0	0	0-0	0	
09/23/2023	Ohio St.	4	1	5	0-0	0-0	0	0-0	0-0	0	0	0	0-0	0	
09/30/2023	at Duke	3	2	5	0-0	0-0	0	0-0	0-0	0	0	0	0-0	0	
<b>TOTAL</b>		<b>15</b>	<b>10</b>	<b>25</b>	<b>2.0-13</b>	<b>1-10</b>	<b>1</b>	<b>0-0</b>	<b>0-0</b>	<b>1</b>	<b>2</b>	<b>0</b>	<b>0-0</b>	<b>0</b>	



**5**  
**CAM HART**

CB • 6-2 1/2, 207 lbs • Graduate Student/Senior  
Baltimore, MD (Good Counsel)

**Tackles**

SEASON	TEAM	GP	Tackles							Interceptions			Receptions									
			ua	a	total	tfl	pd	ff	fr	blk	sacks	int	rec	yds	td	lg	rec/g	yds/r	yds/g			
2019-20	ND	3	0	0	0	0-0	0	0	0	0	0	0	0	0	0	0	0	0	0	0	0	0
2020-21	ND	8	2	1	3	0-0	2	0	0	0	0	0	0	0	0	0	0	0	0	0	0	0
2021-22	ND	13	25	17	42	4-16	7	0	0	0	0	2	0	0	0	0	0	0	0	0	0	0
2022-23	ND	11	17	8	25	3-7	4	0	0	0	0	0	0	0	0	0	0	0	0	0	0	0
2023-24	ND	6	5	3	8	2-14	3	1	0	0	0	0	0	0	0	0	0	0	0	0	0	0
<b>TOTAL</b>		<b>41</b>	<b>49</b>	<b>29</b>	<b>78</b>	<b>9-37</b>	<b>16</b>	<b>1</b>	<b>0</b>	<b>0</b>	<b>0</b>	<b>2</b>	<b>0</b>	<b>0</b>	<b>0</b>	<b>0</b>	<b>0</b>	<b>0</b>	<b>0</b>	<b>0</b>	<b>0</b>	<b>0</b>

**Single Game Highs**

Statistic	Value
Total Tackles	7 vs Toledo 09/11/21
Total Tackles For Loss	2 at Stanford 11/27/21
Total Interceptions	2 vs Wisconsin 09/25/21

Date	Opponent	ua	a	total	tfl-yds	no-yds	ff	fr-yds	int-yds	qbh	brup	blk	kick	PAT attempts	off
08/26/2023	vs Navy	1	1	2	1.0-2	0-0	1	0-0	0-0	0	0	0	0	0-0	0
09/02/2023	Tennessee St.	0	1	1	0-0	0-0	0	0-0	0-0	0	1	0	0-0	0	
09/09/2023	at NC State	0	0	0	0-0	0-0	0	0-0	0-0	0	2	0	0-0	0	
09/16/2023	Central Mich.	2													



**10**  
**SAM HARTMAN**

QB • 6-1 1/8, 212 lbs • Graduate Student/Senior  
Charlotte, NC (Oceanside Collegiate/Wake Forest)

**Rushing and Passing**

SEASON	TEAM	gp	Rushing					Passing					effc			
			att	yds	td	lg	avg/c	avg/g	comp-att-int	yds	td	lg		pct	avg/p	avg/g
2018-19	WF	9	107	275	2	23	2.6	30.6	161-291-8	1984	16	54	55.3	12.3	220.4	125.2
2019-20	WF	4	27	89	1	12	3.3	22.3	55-97-2	830	4	75	56.7	15.1	207.5	138.1
2020-21	WF	9	63	-1	2	20	0.0	-0.1	159-273-5	2224	13	80	58.2	14.0	247.1	138.7
2021-22	WF	14	117	363	11	42	3.1	25.9	299-508-14	4228	39	75	58.9	14.1	302.0	148.6
2022-23	WF	12	102	129	1	25	1.3	10.8	270-428-12	3701	38	68	63.1	13.7	308.4	159.4
2023-24	ND	6	22	14	2	17	0.6	2.3	96-145-0	1458	14	76	66.2	15.2	243.0	182.5
<b>TOTAL FOR ND</b>	<b>6</b>	<b>22</b>	<b>14</b>	<b>2</b>	<b>17</b>	<b>0.6</b>	<b>2.3</b>	<b>96-145-0</b>	<b>1458</b>	<b>14</b>	<b>76</b>	<b>66.2</b>	<b>15.2</b>	<b>243.0</b>	<b>182.5</b>	
<b>TOTAL</b>	<b>54</b>	<b>438</b>	<b>869</b>	<b>19</b>	<b>42</b>	<b>2.0</b>	<b>16.1</b>	<b>1040-1742-41</b>	<b>14425</b>	<b>124</b>	<b>80</b>	<b>59.7</b>	<b>13.9</b>	<b>267.1</b>	<b>148.0</b>	

**Scoring and Total Offense**

SEASON	TEAM	gp	Scoring					Total Offense						
			td	rush	rcv	ret	2pat	fg	total	avg/g	rush	pass	total	avg/g
2018-19	WF	9	2	2	0	0	0	12	1.3	275	1984	2259	251.0	
2019-20	WF	4	1	1	0	0	0	6	1.5	89	830	919	229.8	
2020-21	WF	9	2	2	0	0	2	12	1.3	-1	2224	2223	247.0	
2021-22	WF	14	11	11	0	0	3	68	4.9	363	4228	4591	327.9	
2022-23	WF	12	1	1	0	0	1	6	0.5	129	3701	3830	319.2	
2023-24	ND	6	2	2	0	0	1	12	2.0	14	1458	1472	245.3	
<b>TOTAL FOR ND</b>	<b>6</b>	<b>2</b>	<b>2</b>	<b>0</b>	<b>0</b>	<b>1</b>	<b>1</b>	<b>12</b>	<b>2.0</b>	<b>14</b>	<b>1458</b>	<b>1472</b>	<b>245.3</b>	
<b>TOTAL</b>	<b>54</b>	<b>19</b>	<b>19</b>	<b>0</b>	<b>0</b>	<b>0</b>	<b>7</b>	<b>0</b>	<b>116</b>	<b>2.1</b>	<b>869</b>	<b>14425</b>	<b>15294</b>	<b>283.2</b>

**Single Game Highs**

Statistic	Value	
Rushing Attempts	19	vs Boston College 09/13/18, vs Syracuse 11/03/18
Rushing Yards Net	78	at North Carolina 11/06/21
Rushing Touchdowns	2	vs Duke 10/30/21, at North Carolina 11/06/21
Longest Rushing	42	vs Duke 10/30/21
Total Passes	51	at Tulane 08/30/18, at North Carolina 11/06/21
Completed Passes	31	at Tulane 08/30/18
Passes Yards	458	at Army West Point 10/23/21
Touchdowns from passes	6	vs Clemson 09/24/22
Longest Pass	80	at Syracuse 10/31/20
Receptions	1	vs Louisville 10/02/21
Receptions Yards	3	vs Louisville 10/02/21
Longest Reception	3	vs Louisville 10/02/21
Total Tackles	2	vs Wisconsin 12/30/20

Date	Opponent	Rushing			Receiving			Passing			Kick Returns			Punt Returns			all				
		no.	yds	td	lg	no.	yds	td	lg	comp	att	int	yds	td	lg	no.		yds	td	lg	purp
08/26/2023	vs Navy	0	0	0	0	0	0	0	0	0	0	0	0	0	0	0	0	0	0	0	0
09/02/2023	Tennessee St.	4	14	1	9	0	0	0	0	14-17-0	194	2	27	0	0	0	0	0	0	0	14
09/09/2023	at NC State	5	-27	0	16	0	0	0	0	15-24-0	286	4	65	0	0	0	0	0	0	0	-27
09/16/2023	Central Mich.	3	6	1	4	0	0	0	0	16-26-0	330	3	76	0	0	0	0	0	0	0	6
09/23/2023	Ohio St.	4	-2	0	3	0	-4	0	0	17-25-0	175	1	28	0	0	0	0	0	0	0	-6
09/30/2023	at Duke	6	23	0	17	0	0	0	0	15-30-0	222	0	36	0	0	0	0	0	0	0	23
		<b>22</b>	<b>14</b>	<b>2</b>	<b>17</b>	<b>0</b>	<b>-4</b>	<b>0</b>	<b>0</b>	<b>96-145-0</b>	<b>1458</b>	<b>14</b>	<b>76</b>	<b>0</b>	<b>0</b>	<b>0</b>	<b>0</b>	<b>0</b>	<b>0</b>	<b>0</b>	<b>1472</b>

Games	Avg/ rush	Avg/ catch	Pass effc	KR avg	PR avg	All purpose avg/game	Total offense avg/game
6	0.6	0.0	182.5	0.0	0.0	1.7	245.3



**11**  
**RAMON HENDERSON**

S • 6-1, 196 lbs • Senior/Senior  
Bakersfield, CA (Liberty)


**Tackles**

SEASON	TEAM	GP	Tackles					Interceptions		Receptions										
			ua	a	total	tfl	pd	ff	fr	blk	sacks	int	rec	yds	td	lg	rec/g	yds/r	yds/g	
2020-21	ND	5	0	0	0	0-0	0	0	0	0	0	0	0	0	0	0	0	0	0	0
2021-22	ND	13	8	6	14	0.5-4	0	1	0	0	0	0	0	0	0	0	0	0	0	0
2022-23	ND	11	12	11	23	2.6	0	1	0	0.5	0	0	0	0	0	0	0	0	0	0
2023-24	ND	6	6	1	7	0-0	1	1	0	0	0	0	0	0	0	0	0	0	0	0
<b>TOTAL</b>	<b>35</b>	<b>26</b>	<b>18</b>	<b>44</b>	<b>2.5-10</b>	<b>1</b>	<b>2</b>	<b>0</b>	<b>0.5</b>	<b>2</b>	<b>0</b>	<b>0</b>	<b>0</b>	<b>0</b>	<b>0</b>	<b>0</b>	<b>0</b>	<b>0</b>	<b>0</b>	<b>0</b>

**Single Game Highs**

Statistic	Value	
Total Tackles	6	vs South Carolina 12/30/22
Total Sacks	0.5	vs Marshall 09/10/22
Total Tackles For Loss	1	at Southern California 11/26/22
Total Interceptions	1	at Virginia 11/13/21, vs Tennessee St. 09/02/23

Date	Opponent	Tackles			Sacks	Fumble	Pass Defense	blkd	PAT attempts	off						
		ua	a	total	no-yds	ff	fr-yds	int-yds	qbh	brup	kick	kick	rush	rcv	saf	pts
08/26/2023	vs Navy	0	0	0	0-0	0	0	0-0	0	0	0	0	0	0	0	0
09/02/2023	Tennessee St.	0	0	0	0-0	0	0	0-0	1	0	0	0	0	0	0	0
09/09/2023	at NC State	3	0	3	0-0	0	0	0-0	0	1	0	0	0	0	0	0
09/16/2023	Central Mich.	2	0	2	0-0	0	0	0-0	0	1	0	0	0	0	0	0
09/23/2023	Ohio St.	1	1	2	0-0	0	0	0-0	0	0	0	0	0	0	0	0
09/30/2023	at Duke	0	0	0	0-0	0	0	0-0	0	0	0	0	0	0	0	0
		<b>6</b>	<b>1</b>	<b>7</b>	<b>0-0</b>	<b>0</b>	<b>0</b>	<b>0-0</b>	<b>1</b>	<b>1</b>	<b>0</b>	<b>0</b>	<b>0</b>	<b>0</b>	<b>0</b>	<b>0</b>



**41**  
**DONOVAN HINISH**

DL • 6-1 5/8, 280 lbs • Sophomore/Freshman  
Pittsburgh, PA (Central Catholic)

**Tackles**

SEASON	TEAM	GP	Tackles					Interceptions		Receptions										
			ua	a	total	tfl	pd	ff	fr	blk	sacks	int	rec	yds	td	lg	rec/g	yds/r	yds/g	
2022-23	ND	1	0	0	0	0-0	0	0	0	0	0	0	0	0	0	0	0	0	0	0
2023-24	ND	4	3	5	8	1-7	0	0	0	0	1	0	0	0	0	0	0	0	0	0
<b>TOTAL</b>	<b>5</b>	<b>3</b>	<b>3</b>	<b>5</b>	<b>8</b>	<b>1-7</b>	<b>0</b>	<b>0</b>	<b>0</b>	<b>0</b>	<b>1</b>	<b>0</b>	<b>0</b>	<b>0</b>	<b>0</b>	<b>0</b>	<b>0</b>	<b>0</b>	<b>0</b>	<b>0</b>

**Single Game Highs**

Statistic	Value	
Total Tackles	4	vs Central Mich. 09/16/23
Total Sacks	1	at NC State 09/09/23
Total Tackles For Loss	1	at NC State 09/09/23

Date	Opponent	Tackles			Sacks	Fumble	Pass Defense	blkd	PAT attempts	off						
		ua	a	total	no-yds	ff	fr-yds	int-yds	qbh	brup	kick	kick	rush	rcv	saf	pts
08/26/2023	vs Navy	0	0	0	0-0	0	0	0-0	0	0	0	0	0	0	0	0
09/02/2023	Tennessee St.	0	1	1	0-0	0	0	0-0	0	0	0	0	0	0	0	0
09/09/2023	at NC State	1	2	3	1-0	1	0	0-0	0	0	0	0	0	0	0	0
09/16/2023	Central Mich.	2	2	4	0-0	0	0	0-0	0	0	0	0	0	0	0	0
		<b>3</b>	<b>5</b>	<b>8</b>	<b>1-0</b>	<b>1</b>	<b>0</b>	<b>0-0</b>	<b>0</b>	<b>0</b>	<b>0</b>	<b>0</b>	<b>0</b>	<b>0</b>	<b>0</b>	<b>0</b>




**1**  
**JAVONTAE JEAN-BAPTISTE**

DL • 6-4 1/2, 260 lbs • Graduate Student/Senior  
Spring Valley, NY (Bergan Catholic/Ohio State)

**Tackles**

SEASON	TEAM	GP	Tackles					Interceptions		Receptions								
			ua	a	total	tfl	pd	ff	fr	blk	sacks	int	rec	yds	td	lg	rec/g	yds/r
2018-19	OSU	2	0	0	0	0-0	0	0	0	0	0	0	0	0	0	0.0	0.0	0.0
2019-20	OSU	14	6	8	14	1.5-9	0	0	0	1.5	0	0	0	0	0.0	0.0	0.0	
2020-21	OSU	6	3	3	6	2-12	0	1	0	1	0	0	0	0	0.0	0.0	0.0	
2021-22	OSU	12	7	7	14	2.5-19	1	0	0	1.5	0	0	0	0	0.0	0.0	0.0	
2022-23	OSU	13	9	10	19	4.5-22	0	1	0	4	0	0	0	0	0.0	0.0	0.0	



**24**  
**JACK KISER**

LB • 6-1 5/8, 232 lbs • Graduate Student/Senior  
Royal Center, IN (Pioneer)



**8**  
**MARIST LIUFAU**

LB • 6-2 1/4, 239 lbs • Graduate Student/Senior  
Kalihi, HI (Punahou)

**Tackles**

SEASON	TEAM	GP	Tackles										Interceptions			Receptions			
			ua	a	total	tfl	pd	ff	fr	blk	sacks	int	rec	yds	td	lg	rec/g	yds/r	yds/g
2019-20	ND	4	0	0	0	0-0	0	0	0	0	0	0	0	0	0	0.0	0.0	0.0	
2020-21	ND	10	16	4	20	3-5	0	0	0	0	0	0	0	0	0.0	0.0	0.0		
2021-22	ND	13	26	19	45	1-3	5	2	0	0	0	0	0	0	0.0	0.0	0.0		
2022-23	ND	13	28	30	58	5.5-19	0	1	0	1	2.5	0	0	0	0.0	0.0	0.0		
2023-24	ND	6	18	12	30	1-12	0	1	0	0	1	0	0	0	0.0	0.0	0.0		
<b>TOTAL</b>		<b>46</b>	<b>88</b>	<b>65</b>	<b>153</b>	<b>10.5-39</b>	<b>5</b>	<b>4</b>	<b>0</b>	<b>1</b>	<b>3.5</b>	<b>3</b>	<b>0</b>	<b>0</b>	<b>0.0</b>	<b>0.0</b>	<b>0.0</b>		

**Single Game Highs**

Statistic	Value	Opponent
Total Tackles	10	vs Central Mich. 09/16/23
Total Sacks	1	vs Marshall 09/10/22, vs Boston College 11/19/22, vs Central Mich. 09/16/23
Total Tackles For Loss	2	vs South Fla. 09/19/20
Total Interceptions	1	at Boston College 11/14/20, vs Wisconsin 09/25/21, vs Georgia Tech 11/20/21

Date	Opponent	ua	a	total	tfl-yds	no-yds	ff	fr-yds	int-yds	qbh	brup	kick	blk	PAT attempts	off
08/26/2023	vs Navy	6	2	8	0-0-0	0-0	0	0-0	0-0	0	0	0	0	0-0	0
09/02/2023	Tennessee St.	2	0	2	0-0-0	0-0	0	0-0	0-0	0	0	0	0	0-0	0
09/09/2023	at NC State	3	3	6	0-0-0	0-0	0	0-0	0-0	1	0	0	0	0-0	0
09/16/2023	Central Mich.	6	4	10	1.0-12	1-12	1	0-0	0-0	0	0	0	0	0-0	0
09/23/2023	Ohio St.	0	2	2	0-0-0	0-0	0	0-0	0-0	0	0	0	0	0-0	0
09/30/2023	at Duke	1	1	2	0-0-0	0-0	0	0-0	0-0	0	0	0	0	0-0	0
<b>TOTAL</b>		<b>18</b>	<b>12</b>	<b>30</b>	<b>1.0-12</b>	<b>1-12</b>	<b>1</b>	<b>0-0</b>	<b>0-0</b>	<b>2</b>	<b>0</b>	<b>0</b>	<b>0</b>	<b>0-0</b>	<b>0</b>

**Tackles**

SEASON	TEAM	GP	Tackles										Interceptions			Receptions			
			ua	a	total	tfl	pd	ff	fr	blk	sacks	int	rec	yds	td	lg	rec/g	yds/r	yds/g
2019-20	ND	4	0	0	0	0-0	0	0	0	0	0	0	0	0	0	0	0	0	
2020-21	ND	10	10	13	23	1.5-2	0	0	1	0	0.5	0	0	0	0	0	0	0	
2022-23	ND	13	22	29	51	4.5-14	1	0	1	0	0.5	1	0	0	0	0	0	0	
2023-24	ND	6	13	10	23	1.5-8	1	1	1	0	0.5	0	0	0	0	0	0	0	
<b>TOTAL</b>		<b>33</b>	<b>45</b>	<b>52</b>	<b>97</b>	<b>7.5-24</b>	<b>2</b>	<b>1</b>	<b>3</b>	<b>0</b>	<b>1.5</b>	<b>1</b>	<b>0</b>	<b>0</b>	<b>0</b>	<b>0</b>	<b>0</b>	<b>0</b>	

**Single Game Highs**

Statistic	Value	Opponent
Total Tackles	8	vs Navy 11/12/22
Total Sacks	0.5	at North Carolina 11/27/20, at North Carolina 09/24/22, at Duke 09/30/23
Total Tackles For Loss	2	vs UNLV 10/22/22
Total Interceptions	1	at Syracuse 10/29/22

Date	Opponent	ua	a	total	tfl-yds	no-yds	ff	fr-yds	int-yds	qbh	brup	kick	blk	PAT attempts	off
08/26/2023	vs Navy	4	3	7	0-0-0	0-0	1	0-0	0-0	0	0	0	0	0-0	0
09/02/2023	Tennessee St.	2	1	3	0-0-0	0-0	0	0-0	0-0	1	0	0	0	0-0	0
09/09/2023	at NC State	2	3	5	1.0-2	0-0	0	0-0	0-0	0	0	0	0	0-0	0
09/16/2023	Central Mich.	2	0	2	0-0-0	0-0	0	0-0	0-0	0	0	0	0	0-0	0
09/23/2023	Ohio St.	0	0	0	0-0-0	0-0	0	0-0	0-0	0	0	0	0	0-0	0
09/30/2023	at Duke	3	3	6	0.5-6	0-6	1	1-0	0-0	0	1	0	0	0-0	0
<b>TOTAL</b>		<b>13</b>	<b>10</b>	<b>23</b>	<b>1.5-8</b>	<b>0.5-6</b>	<b>1</b>	<b>1-0</b>	<b>0-0</b>	<b>2</b>	<b>1</b>	<b>0</b>	<b>0</b>	<b>0-0</b>	<b>0</b>



**6**  
**CLARENCE LEWIS**

CB • 5-11 1/2, 202 lbs • Senior/Senior  
Edison, NJ (Mater Dei)



**12**  
**JEREMIYAH LOVE**

RB • 5-11 7/8, 197 lbs • Freshman/Freshman  
St. Louis, MO (Christian Brothers)

**Tackles**

SEASON	TEAM	GP	Tackles										Interceptions			Receptions			
			ua	a	total	tfl	pd	ff	fr	blk	sacks	int	rec	yds	td	lg	rec/g	yds/r	yds/g
2020-21	ND	11	29	4	33	1-3	7	1	0	0	0	0	0	0	0.0	0.0	0.0		
2021-22	ND	13	44	9	53	2-11	4	1	0	0	1	0	0	0	0.0	0.0	0.0		
2022-23	ND	13	23	6	29	1-2	4	1	1	1	0	1	0	0	0.0	0.0	0.0		
2023-24	ND	6	1	1	2	0-0	1	0	0	0	0	0	0	0	0.0	0.0	0.0		
<b>TOTAL</b>		<b>43</b>	<b>97</b>	<b>20</b>	<b>117</b>	<b>4-16</b>	<b>16</b>	<b>3</b>	<b>1</b>	<b>1</b>	<b>1</b>	<b>1</b>	<b>1</b>	<b>3</b>	<b>0</b>	<b>0</b>	<b>0.0</b>		

**Single Game Highs**

Statistic	Value	Opponent
Total Tackles	12	vs Syracuse 12/05/20
Total Sacks	1	at Virginia 11/13/21
Total Tackles For Loss	1	4 times
Total Interceptions	1	at Florida St. 09/05/21, vs Navy 11/12/22, vs Tennessee St. 09/02/23

Date	Opponent	ua	a	total	tfl-yds	no-yds	ff	fr-yds	int-yds	qbh	brup	kick	blk	PAT attempts	off
08/26/2023	vs Navy	0	0	0	0-0-0	0-0	0	0-0	0-0	0	0	0	0	0-0	0
09/02/2023	Tennessee St.	1	0	1	0-0-0	0-0	0	0-0	1-33	0	0	0	0	0-0	6
09/09/2023	at NC State	0	0	0	0-0-0	0-0	0	0-0	0-0	0	0	0	0	0-0	0
09/16/2023	Central Mich.	0	1	1	0-0-0	0-0	0	0-0	0-0	0	1	0	0	0-0	0
09/23/2023	Ohio St.	0	0	0	0-0-0	0-0	0	0-0	0-0	0	0	0	0	0-0	0
09/30/2023	at Duke	0	0	0	0-0-0	0-0	0	0-0	0-0	0	0	0	0	0-0	0
<b>TOTAL</b>		<b>1</b>	<b>1</b>	<b>2</b>	<b>0-0-0</b>	<b>0-0</b>	<b>0</b>	<b>0-0</b>	<b>1-33</b>	<b>0</b>	<b>1</b>	<b>0</b>	<b>0</b>	<b>0-0</b>	<b>6</b>

**Rushing and Passing**

SEASON	TEAM	gp	Rushing						Passing							
			att	yds	td	lg	avg/c	avg/g	comp-att-int	yds	td	lg	pct	avg/p	avg/g	effic
2023-24	ND	6	31	220	1	36	7.1	36.7	0-0-0	0	0	0	0.0	0.0	0.0	0.0
<b>TOTAL</b>		<b>6</b>	<b>31</b>	<b>220</b>	<b>1</b>	<b>36</b>	<b>7.1</b>	<b>36.7</b>	<b>0-0-0</b>	<b>0</b>	<b>0</b>	<b>0</b>	<b>0.0</b>	<b>0.0</b>	<b>0.0</b>	<b>0.0</b>

**Scoring and Total Offense**

SEASON	TEAM	gp	Scoring										Total Offense				
			td	rush	rcv	ret	pat	2pat	fg	total	avg/g	rush	pass	total	avg/g		
2023-24	ND	6	1	1	0	0	0	0	0	0	0	6	1.0	220	0	220	36.7
<b>TOTAL</b>		<b>6</b>	<b>1</b>	<b>1</b>	<b>0</b>	<b>0</b>	<b>0</b>	<b>0</b>	<b>0</b>	<b>0</b>	<b>0</b>	<b>6</b>	<b>1.0</b>	<b>220</b>	<b>0</b>	<b>220</b>	<b>36.7</b>

**Punting and All Purpose**

SEASON	TEAM	gp	Punting				All Purpose						
			no.	yds	lg	avg/g	rush	rcv	pr	kr	ir	total	avg/g
2023-24	ND	6	0	0	0	0.0	220	22	0	42	0	284	47.3
<b>TOTAL</b>		<b>6</b>	<b>0</b>	<b>0</b>	<b>0</b>	<b>0.0</b>	<b>220</b>	<b>22</b>	<b>0</b>	<b>42</b>	<b>0</b>	<b>284</b>	<b>47.3</b>

**Tackles**

SEASON	TEAM	GP	Tackles										Interceptions			Receptions			
			ua	a	total	tfl	pd	ff	fr	blk	sacks	int	rec	yds	td	lg	rec/g	yds/r	yds/g
2023-24	ND	6	0	0	0	0-0	0	0	0	0	0	0	0	0	0	0	0	0	
<b>TOTAL</b>		<b>6</b>	<b>0</b>	<b>0</b>	<b>0</b>	<b>0-0</b>	<b>0</b>	<b>0</b>	<b>0</b>	<b>0</b>	<b>0</b>	<b>0</b>	<b>0</b>	<b>0</b>	<b>0</b>	<b>0</b>	<b>0</b>	<b>0</b>	

**Single Game Highs**

Statistic	Value	Opponent
Rushing Attempts	8	vs Ohio St. 09/23/23
Rushing Yards Net	57	vs Ohio St. 09/23/23
Rushing Touchdowns	1	vs Tennessee St. 09/02/23
Longest Rushing	36	vs Tennessee St. 09/02/23
Receptions	11	vs Tennessee St. 09/02/23, vs Central Mich. 09/16/23, at Duke 09/30/23
Receptions Yards	11	vs Central Mich. 09/16/23
Longest Reception	11	vs Central Mich. 09/16/23
Longest Kick Return	21	at Duke 09/30/23

Date	Opponent	no.	yds	td	lg	no.	yds	td	lg	cmp-att-int	yds	td	lg	no.	yds	td	lg	pr	kr	ir	total	avg/g
08/26/2023	vs Navy	4	40	0	21	0	0	0	0	0-0-0	0	0	0	0	0	0	0	0	0	0	0	40
09/02/2023	Tennessee St.	5	46	1	36	1	4	0	4													









**20**  
**BENJAMIN MORRISON**

CB • 6-0 1/4, 185 lbs • Sophomore/Sophomore  
Phoenix, AZ (Brophy Prep)

**Tackles**

SEASON	TEAM	GP	Tackles							Interceptions			Receptions					
			ua	a	total	tfl	pd	ff	blk	sacks	int	rec	yds	td	lg	rec/g	yds/r	yds/g
2022-23	ND	13	22	11	33	1-2	4	0	0	0	0	6	0	0	0	0.0	0.0	0.0
2023-24	ND	6	9	2	11	1-1	4	0	0	0	1	0	0	0	0.0	0.0	0.0	
<b>TOTAL</b>		<b>19</b>	<b>31</b>	<b>13</b>	<b>44</b>	<b>2-3</b>	<b>8</b>	<b>0</b>	<b>0</b>	<b>0</b>	<b>7</b>	<b>0</b>	<b>0</b>	<b>0</b>	<b>0.0</b>	<b>0.0</b>	<b>0.0</b>	

**Single Game Highs**

Statistic	Value	
Total Tackles	7	vs Clemson 11/05/22
Total Tackles For Loss	1	vs Navy 11/12/22, at NC State 09/09/23
Total Interceptions	3	vs Boston College 11/19/22

Date	Opponent	Tackles			Sacks	Fumble	Pass Defense			blkd	PAT attempts			off			
		ua	a	total	tfl-yds	no-yds	ff	fr-yds	int-yds	qbh	brup	kick	kick	rush	rcv	saf	pts
08/26/2023	vs Navy	2	0	2	0.0-0	0-0	0	0-0	0-0	0	0	0	0-0	0	0	0	0
09/02/2023	Tennessee St.	1	0	1	0.0-0	0-0	0	0-0	0-0	0	1	0	0-0	0	0	0	0
09/09/2023	at NC State	3	0	3	1.0-1	0-0	0	0-0	1-0	0	0	0	0-0	0	0	0	0
09/16/2023	Central Mich.	0	1	1	0.0-0	0-0	0	0-0	0-0	0	1	0	0-0	0	0	0	0
09/23/2023	Ohio St.	1	0	1	0.0-0	0-0	0	0-0	0-0	0	2	0	0-0	0	0	0	0
09/30/2023	at Duke	2	1	3	0.0-0	0-0	0	0-0	0-0	0	0	0	0-0	0	0	0	0
		<b>9</b>	<b>2</b>	<b>11</b>	<b>1.0-1</b>	<b>0-0</b>	<b>0</b>	<b>0-0</b>	<b>1-0</b>	<b>0</b>	<b>4</b>	<b>0</b>	<b>0-0</b>	<b>0</b>	<b>0</b>	<b>0</b>	<b>0</b>



**47**  
**JASON ONYE**

DL • 6-5, 294 lbs • Junior/Sophomore  
North Providence, RI (Bishop Hendricken)

**Tackles**

SEASON	TEAM	GP	Tackles							Interceptions			Receptions				
			ua	a	total	tfl	pd	ff	blk	sacks	int	rec	yds	td	lg	rec/g	yds/r
2022-23	ND	1	0	2	2	0-0	0	0	0	0	0	0	0	0	0.0	0.0	0.0
2023-24	ND	6	8	3	11	0-0	0	0	0	1	0	0	0	0	0.0	0.0	0.0
<b>TOTAL</b>		<b>7</b>	<b>8</b>	<b>5</b>	<b>13</b>	<b>0-0</b>	<b>0</b>	<b>0</b>	<b>0</b>	<b>1</b>	<b>0</b>	<b>0</b>	<b>0</b>	<b>0.0</b>	<b>0.0</b>	<b>0.0</b>	

**Single Game Highs**

Statistic	Value	
Total Tackles	5	vs Tennessee St. 09/02/23

Date	Opponent	Tackles			Sacks	Fumble	Pass Defense			blkd	PAT attempts			off			
		ua	a	total	tfl-yds	no-yds	ff	fr-yds	int-yds	qbh	brup	kick	kick	rush	rcv	saf	pts
08/26/2023	vs Navy	2	0	2	0.0-0	0-0	0	0-0	0-0	0	0	0	0-0	0	0	0	0
09/02/2023	Tennessee St.	2	3	5	0.0-0	0-0	0	0-0	0-0	0	1	0	0-0	0	0	0	0
09/09/2023	at NC State	1	0	1	0.0-0	0-0	0	0-0	0-0	0	0	0	0-0	0	0	0	0
09/16/2023	Central Mich.	3	0	3	0.0-0	0-0	0	0-0	0-0	0	0	0	0-0	0	0	0	0
09/23/2023	Ohio St.	0	0	0	0.0-0	0-0	0	0-0	0-0	0	0	0	0-0	0	0	0	0
09/30/2023	at Duke	0	0	0	0.0-0	0-0	0	0-0	0-0	0	0	0	0-0	0	0	0	0
		<b>8</b>	<b>3</b>	<b>11</b>	<b>0.0-0</b>	<b>0-0</b>	<b>0</b>	<b>0-0</b>	<b>0-0</b>	<b>0</b>	<b>1</b>	<b>0</b>	<b>0-0</b>	<b>0</b>	<b>0</b>	<b>0</b>	<b>0</b>



**31**  
**NANA OSAFO-MENSAH**

DL • 6-3 1/8, 264 lbs • Graduate Student/Senior  
Fort Worth, TX (Nolan Catholic)

**Tackles**

SEASON	TEAM	GP	Tackles							Interceptions			Receptions				
			ua	a	total	tfl	pd	ff	blk	sacks	int	rec	yds	td	lg	rec/g	yds/r
2019-20	ND	2	0	1	1	0-0	0	0	0	0	0	0	0	0	0.0	0.0	0.0
2021-22	ND	12	5	8	13	2.5-10	0	0	0	0	2	0	0	0	0.0	0.0	0.0
2022-23	ND	13	8	6	14	1-8	0	1	0	0	0	0	0	0	0.0	0.0	0.0
2023-24	ND	6	4	5	9	1.5-25	0	0	0	0	0	0	0	0	0.0	0.0	0.0
<b>TOTAL</b>		<b>33</b>	<b>17</b>	<b>20</b>	<b>37</b>	<b>5-43</b>	<b>0</b>	<b>1</b>	<b>0</b>	<b>0</b>	<b>2</b>	<b>0</b>	<b>0</b>	<b>0</b>	<b>0.0</b>	<b>0.0</b>	<b>0.0</b>

**Single Game Highs**

Statistic	Value	
Total Tackles	3	4 times
Total Sacks	1	vs Purdue 09/18/21, vs North Carolina 10/30/21
Total Tackles For Loss	1	4 times

Date	Opponent	Tackles			Sacks	Fumble	Pass Defense			blkd	PAT attempts			off			
		ua	a	total	tfl-yds	no-yds	ff	fr-yds	int-yds	qbh	brup	kick	kick	rush	rcv	saf	pts
08/26/2023	vs Navy	3	0	3	1.0-24	0-0	0	0-0	0-0	0	0	0	0-0	0	0	0	0
09/02/2023	Tennessee St.	1	0	1	0.0-0	0-0	0	0-0	0-0	1	0	0	0-0	0	0	0	0
09/09/2023	at NC State	0	3	3	0.0-0	0-0	0	0-0	0-0	0	0	0	0-0	0	0	0	0
09/16/2023	Central Mich.	0	0	0	0.0-0	0-0	0	0-0	0-0	0	0	0	0-0	0	0	0	0
09/23/2023	Ohio St.	0	0	0	0.0-0	0-0	0	0-0	0-0	0	0	0	0-0	0	0	0	0
09/30/2023	at Duke	0	2	2	0.5-1	0-0	0	0-0	0-0	0	0	0	0-0	0	0	0	0
		<b>4</b>	<b>5</b>	<b>9</b>	<b>1.5-25</b>	<b>0-0</b>	<b>0</b>	<b>0-0</b>	<b>0-0</b>	<b>1</b>	<b>0</b>	<b>0</b>	<b>0-0</b>	<b>0</b>	<b>0</b>	<b>0</b>	<b>0</b>



**3**  
**G'BRAN PAYNE**

RB • 5-9 1/8, 208 lbs • Sophomore/Freshman  
Cincinnati, OH (LaSalle)

**Rushing and Passing**

SEASON	TEAM	gp	Rushing					Passing								
			att	yds	td	lg	avg/c	avg/g	comp-att-int	yds	td	lg	pct	avg/p	avg/g	effic
2022-23	ND	4	2	5	0	3	2.5	1.3	0-0-0	0	0	0	0.0	0.0	0.0	0.0
2023-24	ND	6	28	105	1	12	3.8	17.5	0-0-0	0	0	0	0.0	0.0	0.0	0.0
<b>TOTAL</b>		<b>10</b>	<b>30</b>	<b>110</b>	<b>1</b>	<b>12</b>	<b>3.7</b>	<b>11.0</b>	<b>0-0-0</b>	<b>0</b>	<b>0</b>	<b>0</b>	<b>0.0</b>	<b>0.0</b>	<b>0.0</b>	<b>0.0</b>

**Scoring and Total Offense**

SEASON	TEAM	gp	Scoring							Total Offense						
			td	rush	rcv	ret	2pat	fg	total	avg/g	rush	pass	total	avg/g		
2022-23	ND	4	0	0	0	0	0	0	0	0	0	0	0	0	0	1.3
2023-24	ND	6	2	1	1	0	0	0	12	2.0	105	0	105	0	105	17.5
<b>TOTAL</b>		<b>10</b>	<b>2</b>	<b>1</b>	<b>1</b>	<b>0</b>	<b>0</b>	<b>0</b>	<b>12</b>	<b>1.2</b>	<b>110</b>	<b>0</b>	<b>110</b>	<b>0</b>	<b>110</b>	<b>11.0</b>

**Punting and All Purpose**

SEASON	TEAM	gp	Punting				All Purpose						
			no.	yds	lg	avg/g	rush	rcv	pr	kr	lr	total	avg/g
2022-23	ND	4	0	0	0	0.0	5	0	0	0	0	5	1.3
2023-24	ND	6	0	0	0	0.0	105	46	0	41	0	192	32.0
<b>TOTAL</b>		<b>10</b>	<b>0</b>	<b>0</b>	<b>0</b>	<b>0.0</b>	<b>110</b>	<b>46</b>	<b>0</b>	<b>41</b>	<b>0</b>	<b>197</b>	<b>19.7</b>

**Tackles**

SEASON	TEAM	GP	Tackles							Interceptions		Receptions						
			ua	a	total	td	ff	blk	sacks	int	rec	yds	td	lg	rec/g	yds/r	yds/g	
2022-23	ND	4	0	0	0	0-0	0	0	0	0	0	0	0	0	0	0	0	0
2023-24	ND	6	0	0	0	0-0	0	0	0	0	0	6	46	1	42	1.0	7.7	7.7
<b>TOTAL</b>		<b>10</b>	<b>0</b>	<b>0</b>	<b>0</b>	<b>0-0</b>	<b>0</b>	<b>0</b>	<b>0</b>	<b>0</b>	<b>0</b>	<b>6</b>	<b>46</b>	<b>1</b>	<b>42</b>	<b>0.6</b>	<b>7.7</b>	<b>4.6</b>

**Single Game Highs**

Statistic	Value	
Rushing Attempts	6	vs Ohio St. 09/23/23, vs Navy 08/26/23, vs Tennessee St. 09/02/23
Rushing Yards Net	31	vs Navy 08/26/23
Rushing Touchdowns	1	vs Ohio St. 09/23/23
Longest Rushing	12	vs Tennessee St. 09/02/23
Receptions	2	vs Ohio St. 09/23/23, vs Navy 08/26/23, vs Tennessee St. 09/02/23
Receptions Yards	45	vs Tennessee St. 09/02/23
Receptions Touchdowns	1	vs Tennessee St. 09/02/23
Longest Reception	42	vs Tennessee St. 09/02/23
Longest Kick Return	24	vs Navy 08/26/23

Date	Opponent	Rushing			Receiving			Passing			Kick Returns			Punt Returns			all					
		no.	yds	td	lg	no.	yds	td	lg	cmp	att	int	yds	td	lg	no.		yds	td	lg	purp	
08/26/2023	vs Navy	6	31	0	9	2	-5	0	0	0-0-0	0	0	0	2	41	0	24	0	0	0	0	67
09/02/2023	Tennessee St.	6	27	0	12	2	45	1	42	0-0-0	0	0	0	0	0	0	0	0	0	0	0	72
09/09/2023	at NC State	4	6	0	3	0	0	0	0	0-0-0	0	0	0	0	0	0	0	0	0	0	0	6
09/16/2023	Central Mich.	3	12	0	10	0	0	0	0	0-0-0	0	0	0	0	0	0	0	0	0	0	0	12
09/23/2023	Ohio St.	6	18	1	6	2	6	0	5	0-0-0	0	0	0	0	0	0	0	0	0	0	0	24
09/30/2023	at Duke	3	11	0	8	0	0	0	0	0-0-0	0	0	0	0	0	0	0	0	0	0	0	11
		<b>28</b>	<b>105</b>	<b>1</b>	<b>12</b>	<b>6</b>	<b>46</b>	<b>1</b>	<b>42</b>	<b>0-0-0</b>	<b>0</b>	<b>0</b>	<b>0</b>	<b>2</b>	<b>41</b>	<b>0</b>	<b>24</b>	<b>0</b>	<b>0</b>	<b>0</b>	<b>0</b>	<b>105</b>

Games	Avg/ rush	Avg/ catch	Pass effic	KR avg	PR avg	All purpose avg/game	Total offense avg/game
6	3.8	7.7	0.0	20.5	0.0	32.0	17.5



**24**  
**JADARIAN PRICE**

DL • 6-5, 294 lbs • Junior/Sophomore  
North Providence, RI (Bishop Hendricken)

**Rushing and Passing**

SEASON	TEAM	gp	Rushing					Passing								
			att	yds	td	lg	avg/c	avg/g	comp-att-int	yds	td	lg	pct	avg/p	avg/g	effic
2023-24	ND	6	19	98	1	19	5.2	16.3	0-0-0	0	0	0	0.0	0.0	0.0	0.0
<b>TOTAL</b>		<b>6</b>	<b>19</b>	<b>98</b>	<b>1</b>	<b>19</b>	<b>5.2</b>	<b>16.3</b>	<b>0-0-0</b>	<b>0</b>	<b>0</b>	<b>0</b>	<b>0.0</b>	<b>0.0</b>	<b>0.0</b>	<b>0.0</b>

**Scoring and Total Offense**

SEASON	TEAM	gp	Scoring							Total Offense						
			td	rush	rcv	ret	2pat	fg	total	avg/g	rush	pass	total	avg/g		
2023-24	ND	6	2	1	1	0	0	0	0	0	12	2.0	98	0	98	16.3
<b>TOTAL</b>		<b>6</b>	<b>2</b>	<b>1</b>	<b>1</b>	<b>0</b>	<b>0</b>	<b>0</b>	<b>0</b>	<b>0</b>	<b>12</b>	<b>2.0</b>	<b>98</b>	<b>0</b>	<b>98</b>	<b>16.3</b>

**Punting and All Purpose**

SEASON	TEAM	gp	Punting				All Purpose						
			no.	yds	lg	avg/g	rush	rcv	pr	kr	lr	total	avg/g
2023-24	ND	6	0	0	0	0.0	98	60	0	45	0	203	33.8
<b>TOTAL</b>		<b>6</b>	<b>0</b>	<b>0</b>	<b>0</b>	<b>0.0</b>	<b>98</b>	<b>60</b>	<b>0</b>	<b>45</b>	<b>0</b>	<b>203</b>	<b>33.8</b>

**Tackles**

SEASON	TEAM	GP	Tackles							Interceptions		Receptions							
			ua	a	total	td	ff	blk	sacks	int	rec	yds	td	lg	rec/g	yds/r	yds/g		
2023-24	ND	6	0	0	0	0-0	0	0	0	0	0	0	3	60	1	40	0.5	20.0	10.0
<b>TOTAL</b>		<b>6</b>	<b>0</b>	<b>0</b>	<b>0</b>	<b>0-0</b>	<b>0</b>	<b>0</b>	<b>0</b>	<b>0</b>	<b>0</b>	<b>0</b>	<b>3</b>	<b>60</b>	<b>1</b>	<b>40</b>	<b>0.5</b>	<b>20.0</b>	<b>10.0</b>

**Single Game Highs**

Statistic	Value	
Rushing Attempts	7	at NC State 09/09/23
Rushing Yards Net	31	at NC State 09/09/23
Rushing Touchdowns	1	vs Navy 08/26/23
Longest Rushing	19	vs Navy 08/26/23
Receptions	2	vs Tennessee St. 09/02/23
Receptions Yards	51	vs Tennessee St. 09/02/23
Receptions Touchdowns	1	vs Tennessee St. 09/02/23
Longest Reception	40	vs Tennessee St. 09/02/23
Longest Kick Return	24	at NC State 09/09/23

Date	Opponent	Rushing			Receiving			Passing			Kick Returns			Punt Returns			all				
		no.	yds	td	lg	no.	yds	td	lg	cmp	att	int	yds	td	lg	no.		yds	td	lg	purp
08/26/2023	vs Navy	4	25	1	19	0	0	0	0	0-0-0	0	0	0	0	0	0	0	0	0	0	25
09/02/2023	Tennessee St.	2	5	0	9	2	51	1	40	0-0-0	0	0	0	0	0	0	0	0	0	0	56
09/09/2023	at NC State	7	31	0	11	1	9	0	9	0-0-0	0	0	0	2	45	0	24	0	0	0	85
09/16/2023	Central Mich.	3	15	0	15	0	0	0	0	0-0-0	0	0	0	0	0	0	0	0	0	0	15
09/23/2023	Ohio St.	3	22	0	18	0	0	0	0	0-0-0	0	0	0	0	0	0	0	0	0	0	22
09/30/2023	at Duke	0	0	0	0	0	0	0	0	0-0-0	0	0	0	0	0	0	0	0	0	0	0
		<b>19</b>	<b>98</b>	<b>1</b>	<b>19</b>	<b>3</b>	<b>60</b>	<b>1</b>	<b>40</b>	<b>0-0-0</b>	<b>0</b>	<b>0</b>	<b>0</b>	<b>2</b>	<b>45</b>	<b>0</b>	<b>24</b>	<b>0</b>	<b>0</b>	<b>0</b>	<b>98</b>

Games	Avg/ rush	Avg/ catch	Pass effic	KR avg	PR avg	All purpose avg/game	Total offense avg/game
6	5.2	20.0	0.0	22.5	0.0	33.8	16.3





**38**  
**DAVIS SHERWOOD**

TE • 6-3, 238 lbs • Junior/Junior  
Greensboro, NC (Good Counsel)

**Tackles**

SEASON	TEAM	GP	Tackles							Interceptions		Receptions						
			ua	a	total	tfl	pd	ff	blk	sacks	int	rec	yds	td	lg	rec/g	yds/r	yds/g
2021-22	ND	12	1	2	3	0-0	0	0	0	0	0	0	0	0	0	0.0	0.0	0.0
2022-23	ND	13	0	0	0	0-0	0	0	0	0	0	0	0	0	0.0	0.0	0.0	
2023-24	ND	6	0	0	0	0-0	0	0	0	0	0	0	0	0	0.0	0.0	0.0	
<b>TOTAL</b>		<b>31</b>	<b>1</b>	<b>2</b>	<b>3</b>	<b>0-0</b>	<b>0</b>	<b>0</b>	<b>0</b>	<b>0</b>	<b>0</b>	<b>0</b>	<b>0</b>	<b>0</b>	<b>0.0</b>	<b>0.0</b>	<b>0.0</b>	

**Single Game Highs**

Statistic	Value	
Total Passes	1	vs South Carolina 12/30/22
Completed Passes	1	vs South Carolina 12/30/22
Passes Yards	20	vs South Carolina 12/30/22
Longest Pass	20	vs South Carolina 12/30/22
Receptions	1	vs Tennessee St. 09/02/23, at NC State 09/09/23
Receptions Yards	10	at NC State 09/09/23
Receptions Touchdowns	1	at NC State 09/09/23
Longest Reception	10	at NC State 09/09/23
Total Tackles	1	at Virginia Tech 10/09/21, vs Georgia Tech 11/20/21, vs Navy 11/06/21

Date	Opponent	Rushing	Receiving	Passing	Kick Returns	Punt Returns	all
		no. yds td lg	no. yds td lg	cmp-att-int yds td lg	no. yds td lg	no. yds td lg	purp
08/26/2023	vs Navy	0 0 0 0	0 0 0 0	0-0-0 0 0 0	0 0 0 0	0 0 0 0	0
09/02/2023	Tennessee St.	0 0 0 0	1 8 0 8	0-0-0 0 0 0	0 0 0 0	0 0 0 0	8
09/09/2023	at NC State	0 0 0 0	1 10 1 10	0-0-0 0 0 0	0 0 0 0	0 0 0 0	10
09/16/2023	Central Mich.	0 0 0 0	0 0 0 0	0-0-0 0 0 0	0 0 0 0	0 0 0 0	0
09/23/2023	Ohio St.	0 0 0 0	0 0 0 0	0-0-0 0 0 0	0 0 0 0	0 0 0 0	0
09/30/2023	at Duke	0 0 0 0	0 0 0 0	0-0-0 0 0 0	0 0 0 0	0 0 0 0	0
<b>TOTAL</b>		<b>0 0 0 0</b>	<b>2 18 1 10</b>	<b>0-0-0 0 0 0</b>	<b>0 0 0 0</b>	<b>0 0 0 0</b>	<b>0</b>



**3**  
**JAYLEN SNEED**

LB • 6-2, 222 lbs • Sophomore/Freshman  
Hilton Head Island, SC (Hilton Head)

**Tackles**

SEASON	TEAM	GP	Tackles							Interceptions		Receptions					
			ua	a	total	tfl	pd	ff	blk	sacks	int	rec	yds	td	lg	rec/g	yds/r
2022-23	ND	4	1	6	7	0-5-3	0	0	0	0	0	0	0	0	0.0	0.0	0.0
2023-24	ND	6	1	4	5	0-0-1	0	0	0	0	0	0	0	0.0	0.0	0.0	
<b>TOTAL</b>		<b>10</b>	<b>2</b>	<b>10</b>	<b>12</b>	<b>0-5-3</b>	<b>0</b>	<b>0</b>	<b>0</b>	<b>0</b>	<b>0</b>	<b>0</b>	<b>0</b>	<b>0.0</b>	<b>0.0</b>	<b>0.0</b>	

**Single Game Highs**

Statistic	Value	
Total Tackles	5	vs Boston College 11/19/22
Total Tackles For Loss	0.5	vs Boston College 11/19/22

Date	Opponent	Tackles	Sacks	Fumble	Pass Defense	blkd	PAT attempts	off
		ua a total tfl-yds	no-yds	ff fr-yds	int-yds qb h brup	kick	kick rush rcv saf	pts
08/26/2023	vs Navy	1 1 2 0-0-0	0-0	0 0-0	0-0 1 0 0	0 0	0 0 0	0
09/02/2023	Tennessee St.	0 2 2 0-0-0	0-0	0 0-0	0-0 1 0 0	0 0	0 0 0	0
09/09/2023	at NC State	0 1 1 0-0-0	0-0	0 0-0	0-0 1 0 0	0 0	0 0 0	0
09/16/2023	Central Mich.	0 0 0 0-0-0	0-0	0 0-0	0-0 0 0 0	0 0	0 0 0	0
09/23/2023	Ohio St.	0 0 0 0-0-0	0-0	0 0-0	0-0 1 1 0	0 0	0 0 0	0
09/30/2023	at Duke	0 0 0 0-0-0	0-0	0 0-0	0-0 0 0 0	0 0	0 0 0	0
<b>TOTAL</b>		<b>1 4 5 0-0-0</b>	<b>0-0</b>	<b>0 0-0</b>	<b>0-0 3 1 0</b>	<b>0 0</b>	<b>0 0 0</b>	<b>0</b>



**32**  
**SPENCER SHRADER**

K • 6-1 3/8, 200 lbs • Graduate Student/Senior  
Lithia, FL (Newsome/USF)

**Rushing and Passing**

SEASON	TEAM	gp	Rushing						Passing							
			att	yds	td	lg	avg/c	avg/g	comp-att-int	yds	td	lg	pct	avg/p	avg/g	effc
2019-20	USF	12	2	23	1	22	11.5	1.9	0-0-0	0	0	0.0	0.0	0.0	0.0	0.0
2020-21	USF	8	0	0	0	0	0.0	0.0	0-0-0	0	0	0.0	0.0	0.0	0.0	
2021-22	USF	12	0	0	0	0	0.0	0.0	0-0-0	0	0	0.0	0.0	0.0	0.0	
2022-23	USF	12	0	0	0	0	0.0	0.0	0-0-0	0	0	0.0	0.0	0.0	0.0	
2023-24	ND	6	0	0	0	0	0.0	0.0	0-0-0	0	0	0.0	0.0	0.0	0.0	
<b>TOTAL FOR ND</b>		<b>6</b>	<b>0</b>	<b>0</b>	<b>0</b>	<b>0</b>	<b>0.0</b>	<b>0.0</b>	<b>0-0-0</b>	<b>0</b>	<b>0</b>	<b>0.0</b>	<b>0.0</b>	<b>0.0</b>	<b>0.0</b>	
<b>TOTAL</b>		<b>50</b>	<b>2</b>	<b>23</b>	<b>1</b>	<b>22</b>	<b>11.5</b>	<b>0.5</b>	<b>0-0-0</b>	<b>0</b>	<b>0</b>	<b>0.0</b>	<b>0.0</b>	<b>0.0</b>	<b>0.0</b>	

**Scoring and Total Offense**

SEASON	TEAM	gp	Scoring										Total Offense			
			td	rush	rcv	ret	pat	2pat	fg	total	avg/g	rush	pass	total	avg/g	
2019-20	USF	12	1	1	0	0	12	0	4	30	2.5	23	0	23	1.9	
2020-21	USF	8	0	0	0	0	11	0	4	23	2.9	0	0	0.0		
2021-22	USF	12	0	0	0	0	35	0	11	68	5.7	0	0	0.0		
2022-23	USF	12	0	0	0	0	37	0	9	64	5.3	0	0	0.0		
2023-24	ND	6	0	0	0	0	27	0	5	42	7.0	0	0	0.0		
<b>TOTAL FOR ND</b>		<b>6</b>	<b>0</b>	<b>0</b>	<b>0</b>	<b>0</b>	<b>27</b>	<b>0</b>	<b>5</b>	<b>42</b>	<b>7.0</b>	<b>0</b>	<b>0</b>	<b>0.0</b>		
<b>TOTAL</b>		<b>50</b>	<b>1</b>	<b>1</b>	<b>0</b>	<b>0</b>	<b>122</b>	<b>0</b>	<b>33</b>	<b>227</b>	<b>4.5</b>	<b>23</b>	<b>0</b>	<b>23</b>		

**Punting and All Purpose**

SEASON	TEAM	gp	Punting				All Purpose						
			no.	yds	lg	avg/g	rush	rcv	pr	kr	lr	total	avg/g
2019-20	USF	12	1	36	36	36.0	23	0	0	0	0	23	1.9
2020-21	USF	8	0	0	0	0.0	0	0	0	0	0	0	0.0
2021-22	USF	12	0	0	0	0.0	0	7	0	0	0	7	0.6
2022-23	USF	12	0	0	0	0.0	0	0	0	0	0	0	0.0
2023-24	ND	6	0	0	0	0.0	0	0	0	0	0	0	0.0
<b>TOTAL FOR ND</b>		<b>6</b>	<b>0</b>	<b>0</b>	<b>0</b>	<b>0.0</b>	<b>0</b>	<b>0</b>	<b>0</b>	<b>0</b>	<b>0</b>	<b>0</b>	<b>0.0</b>
<b>TOTAL</b>		<b>50</b>	<b>1</b>	<b>36</b>	<b>36</b>	<b>36.0</b>	<b>23</b>	<b>7</b>	<b>0</b>	<b>0</b>	<b>0</b>	<b>30</b>	<b>0.6</b>

**Tackles**

SEASON	TEAM	GP	Tackles							Interceptions		Receptions					
			ua	a	total	tfl	pd	ff	blk	sacks	int	rec	yds	td	lg	rec/g	yds/r
2019-20	USF	12	1	0	1	0-0	0	0	0	0	0	0	0	0	0.0	0.0	0.0
2020-21	USF	8	1	0	1	0-0	0	0	0	0	0	0	0	0.0	0.0	0.0	
2021-22	USF	12	0	0	0	0-0	0	0	0	0	0	1	7	0.7	0.1	7.0	
2022-23	USF	12	0	0	0	0-0	0	0	0	0	0	0	0	0.0	0.0	0.0	
2023-24	ND	6	0	0	0	0-0	0	0	0	0	0	0	0	0.0	0.0	0.0	
<b>TOTAL FOR ND</b>		<b>6</b>	<b>0</b>	<b>0</b>	<b>0</b>	<b>0-0</b>	<b>0</b>	<b>0</b>	<b>0</b>	<b>0</b>	<b>0</b>	<b>0</b>	<b>0</b>	<b>0.0</b>	<b>0.0</b>	<b>0.0</b>	
<b>TOTAL</b>		<b>50</b>	<b>2</b>	<b>0</b>	<b>2</b>	<b>0-0</b>	<b>0</b>	<b>0</b>	<b>0</b>	<b>0</b>	<b>0</b>	<b>1</b>	<b>7</b>	<b>0.7</b>	<b>0.0</b>	<b>7.0</b>	

**Single Game Highs**

Statistic	Value	
Rushing Attempts	1	vs Wisconsin 08/30/19, at UConn 10/05/19
Rushing Yards Net	22	at UConn 10/05/19
Rushing Touchdowns	1	at UConn 10/05/19
Longest Rushing	22	at UConn 10/05/19
Receptions	1	vs Tulsa 10/16/21
Receptions Yards	7	vs Tulsa 10/16/21
Longest Reception	7	vs Tulsa 10/16/21
Field Goals Made	4	at Memphis 11/07/20
Longest Field Goal Made	54	at NC State 09/09/23
Punts	1	vs Wisconsin 08/30/19
Punts Average	36	vs Wisconsin 08/30/19
Longest Punt	36	vs Wisconsin 08/30/19
Total Tackles	1	vs East Carolina 10/10/20, vs Cincinnati 11/16/19

Date	Opponent	Tackles	Sacks	Fumble	Pass Defense	blkd	PAT attempts	off
		ua a total tfl-yds	no-yds	ff fr-yds	int-yds qb h brup	kick	kick rush rcv saf	pts
08/26/2023	vs Navy	0 0 0 0-0-0	0-0	0 0-0	0-0 0 0 0	0 0	0 6-6 0 0	0 6
09/02/2023	Tennessee St.	0 0 0 0-0-0	0-0	0 0-0	0-0 0 0 0	0 0	0 7-7 0 0	0 7
09/09/2023	at NC State	0 0 0 0-0-0	0-0	0 0-0	0-0 0 0 0	0 0	0 6-6 0 0	0 9
09/16/2023	Central Mich.	0 0 0 0-0-0	0-0	0 0-0	0-0 0 0 0	0 0	0 5-5 0 0	0 11
09/23/2023	Ohio St.	0 0 0 0-0-0	0-0	0 0-0	0-0 0 0 0	0 0	0 2-2 0 0	0 2
09/30/2023	at Duke	0 0 0 0-0-0	0-0	0 0-0	0-0 0 0 0	0 0	0 1-1 0 0	0 7
<b>TOTAL</b>		<b>0 0 0 0-0-0</b>	<b>0-0</b>	<b>0 0-0</b>	<b>0-0 0 0 0</b>	<b>0 0</b>	<b>0 27-27 0 0</b>	<b>0 42</b>

Date	Opponent	Punting		Kickoffs			Field Goals	
		no.	yds	tb	no.	yds	tb	made-att
08/26/2023	vs Navy	0	0	0	7	455	6	0-1
09/02/2023	Tennessee St.	0	0	0	8	513	6	0-0
09/09/2023	at NC State	0	0	0</				





**4**  
**CHRIS TYREE**

WR • 5-9 1/2, 192 lbs • Senior/Senior  
Chester, VA (Thomas Dale)



**0**  
**XAVIER WATTS**

S • 5-11 3/4, 204 lbs • Senior/Junior  
Omaha, NE (Harry A. Burke)

**Rushing and Passing**

SEASON	TEAM	gp	Rushing					Passing					effc			
			att	yds	td	lg	avg/c	avg/g	comp-att-int	yds	td	lg		pct	avg/p	avg/g
2020-21	ND	12	73	496	4	94	6.8	41.3	0-0-0	0	0	0	0.0	0.0	0.0	0.0
2021-22	ND	12	56	222	1	33	4.0	18.5	0-0-0	0	0	0	0.0	0.0	0.0	0.0
2022-23	ND	13	100	444	3	26	4.4	34.2	0-0-0	0	0	0	0.0	0.0	0.0	0.0
2023-24	ND	6	1	-2	0	0	-2.0	-0.3	0-0-0	0	0	0	0.0	0.0	0.0	0.0
<b>TOTAL</b>		<b>43</b>	<b>230</b>	<b>1160</b>	<b>8</b>	<b>94</b>	<b>5.0</b>	<b>27.0</b>	<b>0-0-0</b>	<b>0</b>	<b>0</b>	<b>0</b>	<b>0.0</b>	<b>0.0</b>	<b>0.0</b>	<b>0.0</b>

**Scoring and Total Offense**

SEASON	TEAM	gp	Scoring							Total Offense					
			td	rush	rcv	ret	pat	2pat	fg	total	avg/g	rush	pass	total	avg/g
2020-21	ND	12	4	4	0	0	0	0	0	24	2.0	496	0	496	41.3
2021-22	ND	12	4	1	2	1	0	0	0	24	2.0	222	0	222	18.5
2022-23	ND	13	5	3	2	0	0	0	0	30	2.3	444	0	444	34.2
2023-24	ND	6	2	0	2	0	0	0	0	12	2.0	-2	0	-2	-0.3
<b>TOTAL</b>		<b>43</b>	<b>15</b>	<b>8</b>	<b>6</b>	<b>1</b>	<b>0</b>	<b>0</b>	<b>0</b>	<b>90</b>	<b>2.1</b>	<b>1160</b>	<b>0</b>	<b>1160</b>	<b>27.0</b>

**Punting and All Purpose**

SEASON	TEAM	gp	Punting			All Purpose							
			no.	yds	lg	rush	rcv	pr	kr	ir	total	avg/g	
2020-21	ND	12	0	0	0	0.0	496	65	0	458	0	1019	84.9
2021-22	ND	12	0	0	0	0.0	222	258	0	347	0	827	68.9
2022-23	ND	13	0	0	0	0.0	444	138	0	254	0	836	64.3
2023-24	ND	6	0	0	0	0.0	-2	269	30	0	0	297	49.5
<b>TOTAL</b>		<b>43</b>	<b>0</b>	<b>0</b>	<b>0</b>	<b>0.0</b>	<b>1160</b>	<b>730</b>	<b>30</b>	<b>1059</b>	<b>0</b>	<b>2979</b>	<b>69.3</b>

**Tackles**

SEASON	TEAM	gp	Tackles					Interceptions		Receptions									
			ua	a	total	tfl	pd	ff	fr	blk	sacks	int	rec	yds	td	lg	rec/g	yds/r	yds/g
2020-21	ND	12	0	0	0	0-0	0	0	0	0	0	0	8	65	0	27	0.7	8.1	5.4
2021-22	ND	12	1	0	1	0-0	0	0	0	0	0	0	24	258	2	55	2.0	10.8	21.5
2022-23	ND	13	0	0	0	0-0	0	0	0	0	0	0	24	138	2	21	1.8	5.8	10.6
2023-24	ND	6	0	1	1	0-0	0	0	0	0	0	0	11	269	2	76	1.8	24.5	44.8
<b>TOTAL</b>		<b>43</b>	<b>1</b>	<b>1</b>	<b>2</b>	<b>0-0</b>	<b>0</b>	<b>0</b>	<b>0</b>	<b>0</b>	<b>0</b>	<b>0</b>	<b>67</b>	<b>730</b>	<b>6</b>	<b>76</b>	<b>1.6</b>	<b>10.9</b>	<b>17.0</b>

**Single Game Highs**

Statistic	Value
Rushing Attempts	17
Rushing Yards Net	109
Rushing Touchdowns	1
Longest Rushing	94
Receptions	6
Receptions Yards	115
Receptions Touchdowns	1
Longest Reception	76
Longest Punt Return	11
Longest Kick Return	96
Total Tackles	1

Date	Opponent	Rushing	Receiving	Passing	Kick Returns	Punt Returns	all
		no. yds td lg	no. yds td lg	cmp-att-int yds td lg	no. yds td lg	no. yds td lg	
08/26/2023	vs Navy	1 -2 0 0	3 36 0 20	0-0-0 0 0 0	0 0 0 0	1 11 0 11	45
09/02/2023	Tennessee St.	0 0 0 0	1 24 1 24	0-0-0 0 0 0	0 0 0 0	1 6 0 6	30
09/09/2023	at NC State	0 0 0 0	2 68 0 65	0-0-0 0 0 0	0 0 0 0	0 0 0 0	68
09/16/2023	Central Mich.	0 0 0 0	2 88 1 76	0-0-0 0 0 0	0 0 0 0	2 9 0 11	97
09/23/2023	Ohio St.	0 0 0 0	1 25 0 25	0-0-0 0 0 0	0 0 0 0	0 0 0 0	25
09/30/2023	at Duke	0 0 0 0	2 28 0 22	0-0-0 0 0 0	0 0 0 0	2 4 0 7	32
		<b>1 -2 0 0</b>	<b>11 269 2 76</b>	<b>0-0-0 0 0 0</b>	<b>0 0 0 0</b>	<b>6 30 0 11</b>	<b>-2</b>

Games	Avg/ rush	Avg/ catch	Pass effc	KR avg	PR avg	All purpose avg/game	Total offense avg/game
6	-2.0	24.5	0.0	0.0	5.0	49.5	-0.3

**Tackles**

SEASON	TEAM	GP	Tackles					Interceptions		Receptions									
			ua	a	total	tfl	pd	ff	fr	blk	sacks	int	rec	yds	td	lg	rec/g	yds/r	yds/g
2020-21	ND	2	0	0	0	0-0	0	0	0	0	0	0	0	0	0	0	0.0	0.0	0.0
2021-22	ND	11	11	4	15	0-0	0	0	0	0	0	0	0	0	0	0.0	0.0	0.0	
2022-23	ND	13	24	15	39	2-10	4	0	0	0	1	0	0	0	0	0.0	0.0	0.0	
2023-24	ND	6	13	14	27	0-5-1	3	0	0	0	0	2	0	0	0	0.0	0.0	0.0	
<b>TOTAL</b>		<b>32</b>	<b>48</b>	<b>33</b>	<b>81</b>	<b>2-5-11</b>	<b>7</b>	<b>0</b>	<b>0</b>	<b>0</b>	<b>1</b>	<b>2</b>	<b>0</b>	<b>0</b>	<b>0</b>	<b>0.0</b>	<b>0.0</b>	<b>0.0</b>	

**Single Game Highs**

Statistic	Value
Total Tackles	9
Total Sacks	1
Total Tackles For Loss	1
Total Interceptions	1

Date	Opponent	Tackles	Sacks	Fumble	Pass Defense	blkd	PAT	off
		ua a total tfl-yds no-yds	ff fr-yds	int-yds qbh lbrup	kick	kick rush rcv saf	pts	
08/26/2023	vs Navy	2 2 4 0-0-0	0-0 0 0-0	0-0 0 0-0	0 0 0	0 0 0 0	0	
09/02/2023	Tennessee St.	2 0 2 0-0-0	0-0 0 0-0	0-0 0 0-0	0 1 0	0 0 0 0	0	
09/09/2023	at NC State	1 2 3 0-0-0	0-0 0 0-0	1-0 0 1	0 0 0 0	0		
09/16/2023	Central Mich.	2 3 5 0-0-0	0-0 0 0-0	0-0 0 1	0 0 0 0	0		
09/23/2023	Ohio St.	4 1 5 0-0-0	0-0 0 0-0	0-0 0 0	0 0 0 0	0		
09/30/2023	at Duke	2 6 8 0-5-1	0-0 0 0-0	1-12 0 0	0 0 0 0	0		
		<b>13 14 27 0-5-1</b>	<b>0-0 0 0-0</b>	<b>2-12 0 3</b>	<b>0 0 0 0</b>	<b>0 0</b>		



**Quickie Stats**  
**Navy vs. Notre Dame (Final)**  
**08/26/2023 at Dublin,**

	UNA	UND
Score	3	42
<b>FIRST DOWNS</b>	12	27
<b>RUSHES-YARDS (NET)</b>	48-126	32-191
<b>PASSING-YARDS (NET)</b>	43	253
Passes Att-Comp-Int	7-3-0	25-20-0
<b>TOTAL OFFENSE PLAYS-YARDS</b>	55-169	57-444
Fumble Returns-Yards	0-0	0-0
Punt Returns-Yards	0-0	1-11
Kickoff Returns-Yards	1-26	2-41
Interception Returns-Yards	0-0	0-0
Punts (Number-Avg)	4-39.8	4-0
Fumbles-Lost	3-0	2-0
Penalties-Yards	3-25	1-10
Possession Time	44:35	32:31
Third-Down Conversions	4-14	5-8
Fourth-Down Conversions	3-4	1-1
Red-Zone Scores-Chances	1-2	4-5

**Navy**

Rushing	No.	Gain	Loss	Net	TD	Lg	Avg
A.Tecza	8	40	2	38	0	11	4.8
D.Fofana	16	58	26	32	0	14	2
B.Chatman	8	30	0	30	0	7	3.8

Passing	C-A-I	Yds	TD	Long	Sack
T.Lavatai	3-6-0	43	0	39	1
X.Arline	0-1-0	0	0	0	1

Receiving	No.	Yards	TD	Long	Tgt	YAC
B.Chatman	2	41	0	39	2	14
A.Tecza	1	2	0	2	1	4
A.Hassan	0	0	0	0	2	0
C.Howard	0	0	0	0	1	0

Punting	No.	Yds	Avg	Long	In20	TB
R.Riethman	4	159	39.8	46	1	0

Punt Returns	No.	Yards	TD	Long

Kick Returns	No.	Yards	TD	Long
T.Bradley	1	26	0	26

Tackles	UA-A	Total	Sacks	TFL
W.HARBOUR	8-0	8	0	1
K.Jacob	7-0	7	0	1
R.Lane	5-0	5	0	0

**Notre Dame**

Rushing	No.	Gain	Loss	Net	TD	Lg	Avg
A.Estime	16	95	0	95	1	13	5.9
J.Love	4	40	0	40	0	21	10
G.Payne	6	31	0	31	0	9	5.2

Passing	C-A-I	Yds	TD	Long	Sack
TEAM	0-1-0	0	0	0	0
S.Hartman	19-23-0	251	4	35	0
S.Angeli	1-1-0	2	0	2	0

Receiving	No.	Yards	TD	Long	Tgt	YAC
J.Thomas	4	63	1	19	4	30
J.Greathouse	3	68	2	35	3	11
D.Colzie	3	45	1	25	3	25
C.Tyree	3	36	0	20	4	15

Punting	No.	Yds	Avg	Long	In20	TB

Punt Returns	No.	Yards	TD	Long
C.Tyree	1	11	0	11

Kick Returns	No.	Yards	TD	Long
G.Payne	2	41	0	24

Tackles	UA-A	Total	Sacks	TFL
J.Kiser	6-2	8	0	0
M.Liufau	4-3	7	0	0
X.Watts	2-2	4	0	0

Qtr	Time	Scoring Play	V-H
1st	08:26	UND - A.Estime 1 yd TD RUSH (PAT KICK by S.Shrader GOOD) 13-81 6:28	0-7
1st	01:03	UND - J.Price 19 yd TD RUSH (PAT KICK by S.Shrader GOOD) 7-63 3:27	0-14
2nd	10:00	UND - J.Greathouse 35 yd TD PASS from S.Hartman (PAT KICK by S.Shrader GOOD) 4-78 1:52	0-21
2nd	00:13	UND - J.Thomas 14 yd TD PASS from S.Hartman (PAT KICK by S.Shrader GOOD) 9-80 1:42	0-28
3rd	09:36	UND - J.Greathouse 20 yd TD PASS from S.Hartman (PAT KICK by S.Shrader GOOD) 6-63 2:48	0-35
4th	11:54	UND - D.Colzie 25 yd TD PASS from S.Hartman (PAT KICK by S.Shrader GOOD) 7-60 3:43	0-42
4th	03:33	UNA - E.Warren 31 yd FG 15-62 8:21	3-42

**GAME RECAP**

The University of Notre Dame football team began the 2023 in style by defeating Navy 42-3 in the 2023 Aer Lingus College Football Classic at Aviva Stadium in Dublin, Ireland. The Irish ripped off 42 consecutive points in the game before Navy managed a single field goal with 3:33 left in the game.

Graduate student Sam Hartman made the most of his Notre Dame debut, completing 19 of 23 passes for 251 yards and four touchdowns. The four scoring tosses match Ron Powlus (1994) and Jack Coan (2021) for the most by an Irish quarterback in his first game with the team.

Two of Hartman's scoring tosses were caught by freshman Jaden Greathouse, including a 35-yard strike on the rookie's first career touch. Deion Colzie also nabbed his first career touchdown reception while Jayden Thomas was the recipient of a touchdown pass as well.

The Irish defense held Navy to just 169 total yards with only 43 of those coming through the air. Jack Kiser paced the defense with 8 total tackles, followed by Marist Liufau with seven.

**Quickie Stats**  
**Tennessee State vs. #13 Notre Dame (Final)**  
**09/2/2023 at Notre Dame, Indiana**



	TSU	UND
Score	3	56
<b>FIRST DOWNS</b>	12	26
<b>RUSHES-YARDS (NET)</b>	36-89	33-221
<b>PASSING-YARDS (NET)</b>	67	336
Passes Att-Comp-Int	22-8-2	30-24-0
<b>TOTAL OFFENSE PLAYS-YARDS</b>	58-156	63-557
Fumble Returns-Yards	1-0	0-0
Punt Returns-Yards	0-0	3-27
Kickoff Returns-Yards	2-76	1-8
Interception Returns-Yards	0-0	2-33
Punts (Number-Avg)	6-40.2	6-43.0
Fumbles-Lost	1-0	1-1
Penalties-Yards	5-45	4-35
Possession Time	29:07	30:53
Third-Down Conversions	4-14	9-11
Fourth-Down Conversions	1-1	0-0
Red-Zone Scores-Chances	1-3	3-3

**Tennessee State**

Rushing	No.	Gain	Loss	Net	TD	Lg	Avg
D.Bryant	6	29	0	29	0	13	4.8
J.Rouse	11	30	2	28	0	9	2.5
J.Gant	8	19	3	16	0	4	2

Passing	C-A-I	Yds	TD	Long	Sack
D.Ellis	3-10-0	24	0	11	1
D.Bryant	5-12-2	43	0	22	0

Receiving	No.	Yards	TD	Long	Tgt	YAC
D.Davis	1	22	0	22	2	7
C.Garnett	1	13	0	13	1	0
D.Majors	1	11	0	11	2	10
T.Boone III	1	10	0	10	2	10

Punting	No.	Yds	Avg	Long	In20	TB
J.Foster	6	241	40.2	48	3	0

Punt Returns	No.	Yards	TD	Long

Kick Returns	No.	Yards	TD	Long
D.Johnson	2	76	0	58

Tackles	UA-A	Total	Sacks	TFL
J.Josephs	8-1	9	0	0
M.Beard III	6-1	7	0	0
J.Green	2-2	4	0	0

**Notre Dame**

Rushing	No.	Gain	Loss	Net	TD	Lg	Avg
A.Estime	13	121	5	116	1	50	8.9
J.Love	5	51	5	46	1	36	9.2
G.Payne	6	28	1	27	0	12	4.5

Passing	C-A-I	Yds	TD	Long	Sack
K.Minchey	2-2-0	12	0	8	0
S.Hartman	14-17-0	194	2	27	0
S.Angeli	8-11-0	130	2	42	0

Receiving	No.	Yards	TD	Long	Tgt	YAC
J.Thomas	4	62	0	27	4	31
M.Evans	4	61	0	18	5	3
J.Price	2	51	1	40	2	51
G.Payne	2	45	1	42	2	47

Punting	No.	Yds	Avg	Long	In20	TB
B.McFerson	2	86	43	54	0	1

Punt Returns	No.	Yards	TD	Long
M.Salerno	2	21	0	15
C.Tyree	1	6	0	6

Kick Returns	No.	Yards	TD	Long
D.Ford	1	8	0	8

Tackles	UA-A	Total	Sacks	TFL
H.Cross III	2-4	6	0	0
J.Bertrand	3-2	5	0	1
J.Onye	2-3	5	0	0

Qtr	Time	Scoring Play	V-H
1st	09:17	UND - J.Love 36 yd TD RUSH (PAT KICK by S.Shrader GOOD) 10-75 5:43	0-7
1st	02:44	TSU - J.Lowery 38 yd FG 15-55 6:33	3-7
2nd	12:22	UND - S.Hartman 5 yd TD RUSH (PAT KICK by S.Shrader GOOD) 8-80 4:16	3-14
2nd	09:41	UND - C.Tyree 24 yd TD PASS from S.Hartman (PAT KICK by S.Shrader GOOD) 4-57 2:01	3-21
2nd	05:17	UND - A.Estime 5 yd TD RUSH (PAT KICK by S.Shrader GOOD) 8-53 2:55	3-28
2nd	00:15	UND - H.Staes 4 yd TD PASS from S.Hartman (PAT KICK by S.Shrader GOOD) 6-80 0:38	3-35
3rd	01:06	UND - J.Price 40 yd TD PASS from S.Angeli (PAT KICK by S.Shrader GOOD) 7-82 3:28	3-42
3rd	00:19	UND - C.Lewis 33 yd TD INT RETURN (PAT KICK by S.Shrader GOOD)	3-49
4th	07:43	UND - G.Payne 42 yd TD PASS from S.Angeli (PAT KICK by Z.Yoakam GOOD) 7-87 3:34	3-56

**GAME RECAP**

The University of Notre Dame football team moved to 2-0 in 2023 with a dominating 56-3 victory over Tennessee State in Notre Dame Stadium on a warm, sunny late summer day. The contest marked Notre Dame's first game against a Football Championship Subdivision team and one of the nation's Historically Black College or University.

It also is the first time since 1975 that Notre Dame has held its opponents without a touchdown through the season's first two games (the Irish gave up a single field goal in the first two games of '75).

The Irish took control of the game in the second quarter, scoring 28 points to build a 35-3 halftime lead. Sam Hartman played just the first half for Notre Dame, finishing 14-of-17 for 194 yards, two passing touchdowns and one rushing score.

Audric Estimé led the Irish rushing attack with his first 100-yard rushing performance of the year (116) with a five-yard score. Four different Irish players caught touchdown passes from Hartman and Steve Angeli, including Jadarian Price, Gi'Bran Payne, Chris Tyree and Holden Staes.

**Quickie Stats**  
**Notre Dame vs. NC State (Final)**  
**09/09/2023 at Raleigh, North Carolina**



	UND	NCS
Score	45	24
<b>FIRST DOWNS</b>	16	20
<b>RUSHES-YARDS (NET)</b>	37-170	30-84
<b>PASSING-YARDS (NET)</b>	286	260
Passes Att-Comp-Int	24-15-0	48-22-3
<b>TOTAL OFFENSE PLAYS-YARDS</b>	61-456	78-344
Fumble Returns-Yards	0-0	1-0
Punt Returns-Yards	0-0	4-41
Kickoff Returns-Yards	2-45	2-52
Interception Returns-Yards	3-0	0-0
Punts (Number-Avg)	6-50.7	6-40.5
Fumbles-Lost	2-1	3-0
Penalties-Yards	10-82	8-54
Possession Time	32:53	27:07
Third-Down Conversions	5-14	8-19
Fourth-Down Conversions	0-0	0-1
Red-Zone Scores-Chances	3-3	2-3

**Notre Dame**

<b>Rushing</b>	No.	Gain	Loss	Net	TD	Lg	Avg
Estime,Audric	14	136	2	134	2	80	9.6
Price,Jadarian	7	31	0	31	0	11	4.4
Love,Jeremiyah	6	24	0	24	0	7	4

<b>Passing</b>	C-A-I	Yds	TD	Long	Sack
Hartman,Sam	15-24-0	286	4	65	4

<b>Receiving</b>	No.	Yards	TD	Long	Tgt
Staes,Holden	4	115	2	40	5
Greathouse,Jaden	3	15	1	13	3
Tyree,Chris	2	68	0	65	2
Estime,Audric	2	22	0	12	2

<b>Punting</b>	No.	Yds	Avg	Long	In20	TB
McFerson ,Bryce	6	304	50.7	59	0	0

<b>Punt Returns</b>	No.	Yards	TD	Long

<b>Kick Returns</b>	No.	Yards	TD	Long
Price,Jadarian	2	45	0	24

<b>Tackles</b>	UA-A	Total	Sacks	TFL
Harper,Thomas	3-4	7	0	0
Kiser,Jack	3-3	6	0	0
Jean-Baptiste,Javontae	1-4	5	0	0

**NC State**

<b>Rushing</b>	No.	Gain	Loss	Net	TD	Lg	Avg
Houston,Jordan	7	26	0	26	0	13	3.7
Armstrong,Brennan	12	37	11	26	1	9	2.2
Lesane,Keyon	2	12	0	12	0	8	6

<b>Passing</b>	C-A-I	Yds	TD	Long	Sack
Armstrong,Brennan	22-47-3	260	2	38	1
Concepcion,Kevin &quot;KC&quot;	0-1-0	0	0	0	0

<b>Receiving</b>	No.	Yards	TD	Long	Tgt
Concepcion,Kevin &quot;KC&quot;	5	24	0	9	11
Vereen,Juice	4	65	0	22	7
Rooks,Porter	3	31	0	17	5
Lesane,Keyon	2	53	0	38	4

<b>Punting</b>	No.	Yds	Avg	Long	In20	TB
Noonkester,Caden	6	243	40.5	45	4	1

<b>Punt Returns</b>	No.	Yards	TD	Long
Coit,Jalen	4	41	0	15

<b>Kick Returns</b>	No.	Yards	TD	Long
Gray,Julian	2	52	0	27

<b>Tackles</b>	UA-A	Total	Sacks	TFL
Wilson,Payton	4-10	14	0	0.5
Boykin,Devan	3-8	11	0	0.5
Battle,Shyheim	2-3	5	0	0

Qtr	Time	Scoring Play	V-H
1st	03:18	UND - Shrader,Spencer 54 yd FG 12-50 05:51	3-0
2nd	14:32	UND - Estime,Audric 80 yd TD RUSH (PAT Kick by Shrader,Spencer GOOD) 1-80 00:13	10-0
2nd	01:16	NCS - Rozner,Bradley 9 yd TD PASS from Armstrong,Brennan (PAT Kick by Narveson,Brayden GOOD) 7-62 01:03	10-7
2nd	00:40	UND - Greathouse,Jaden 13 yd TD PASS from Hartman,Sam (PAT Kick by Shrader,Spencer GOOD) 3-78 00:30	17-7
3rd	07:27	NCS - Narveson,Brayden 49 yd FG 5-33 01:15	17-10
3rd	05:50	UND - Staes,Holden 40 yd TD PASS from Hartman,Sam (PAT Kick by Shrader,Spencer GOOD) 3-76 01:30	24-10
3rd	02:55	NCS - Armstrong,Brennan 1 yd TD RUSH (PAT Kick by Narveson,Brayden GOOD) 7-75 02:55	24-17
4th	11:38	UND - Sherwood,Davis 10 yd TD PASS from Hartman,Sam (PAT Kick by Shrader,Spencer GOOD) 5-33 02:43	31-17
4th	10:42	UND - Estime,Audric 7 yd TD RUSH (PAT Kick by Shrader,Spencer GOOD) 3-16 00:36	38-17
4th	04:35	UND - Staes,Holden 35 yd TD PASS from Hartman,Sam (PAT Kick by Shrader,Spencer GOOD) 5-54 03:03	45-17
4th	02:03	NCS - Collins,Dacari 23 yd TD PASS from Armstrong,Brennan (PAT Kick by Narveson,Brayden GOOD) 9-65 02:32	45-24

**GAME RECAP**

The University of Notre Dame football team improved to 3-0 in 2023 with its first road-game victory of the season at NC State 38-17 at Carter-Finley Stadium in Raleigh, North Carolina, on Saturday afternoon.

The game was delayed by weather and lightning for close to two hours with the Irish holding a 3-0 lead. The first play once the game was resumed was an 80-yard touchdown run by Audric Estimé to put Notre Dame ahead to stay. NC State cut the lead to seven points in the third quarter, but the Irish defense stepped up with three interceptions and the Irish offense capitalized on the mistakes with three straight touchdowns to put the game away.

Estimé led the Irish rushing attack with a career-high-matching 134 yards on 14 carries with two rushing touchdowns. Sam Hartman posted another great passing performance, finishing 15 of 24 for 286 yards and four touchdowns. Two of those touchdown passes ended up in the hands of sophomore tight end Holden Staes on 35 and 40-yard plays.

The Irish defense, which broke up eight passes in the game, was led by Thomas Harper with seven tackles. Benjamin Morrison, Xavier Watts and DJ Brown all intercepted passes as well.

**Quickie Stats**  
**Central Michigan vs. Notre Dame (Final)**  
**09/16/2023 at Notre Dame, Indiana**



	CMU	UND
Score	17	41
<b>FIRST DOWNS</b>	14	23
<b>RUSHES-YARDS (NET)</b>	34-131	37-236
<b>PASSING-YARDS (NET)</b>	137	342
Passes Att-Comp-Int	20-10-0	28-17-0
<b>TOTAL OFFENSE PLAYS-YARDS</b>	54-268	65-578
Fumble Returns-Yards	0-0	0-0
Punt Returns-Yards	2-7	2-9
Kickoff Returns-Yards	1-17	1-20
Interception Returns-Yards	0-0	0-0
Punts (Number-Avg)	7-50.1	7-49.0
Fumbles-Lost	2-0	0-0
Penalties-Yards	2-20	8-72
Possession Time	29:27	30:33
Third-Down Conversions	3-13	6-13
Fourth-Down Conversions	1-1	2-2
Red-Zone Scores-Chances	3-4	4-4

**Central Michigan**

Rushing	No.	Gain	Loss	Net	TD	Lg	Avg
M.Bailey	12	59	0	59	1	19	4.9
M.Lukes	9	57	1	56	0	25	6.2
J.Bauer	13	38	22	16	1	11	1.2

Passing	C-A-I	Yds	TD	Long	Sack
J.Bauer	10-20-0	137	0	37	2

Receiving	No.	Yards	TD	Long	Tgt	YAC
J.Prewitt III	2	59	0	37	4	39
T.Davis	2	40	0	31	6	4
M.Lukes	2	23	0	16	3	24
M.Bailey	2	7	0	7	2	23

Punting	No.	Yds	Avg	Long	In20	TB
J.Walrath	7	351	50.1	63	4	1

Punt Returns	No.	Yards	TD	Long
J.Wimberly	2	7	0	8

Kick Returns	No.	Yards	TD	Long
M.Lukes	1	17	0	17

Tackles	UA-A	Total	Sacks	TFL
D.Kent	4-2	6	0	0
K.Moretti	4-2	6	0	2
J.Wiliams	3-3	6	0	0

**Notre Dame**

Rushing	No.	Gain	Loss	Net	TD	Lg	Avg
A.Estime	20	176	0	176	1	41	8.8
J.Price	3	18	3	15	0	15	5
G.Payne	3	13	1	12	0	10	4

Passing	C-A-I	Yds	TD	Long	Sack
S.Hartman	16-26-0	330	3	76	0
S.Angeli	1-2-0	12	0	12	0

Receiving	No.	Yards	TD	Long	Tgt	YAC
J.Thomas	4	63	0	39	6	5
R.Flores Jr.	3	60	0	42	6	34
C.Tyree	2	88	1	76	2	44
T.Merriweather	2	81	1	75	3	45

Punting	No.	Yds	Avg	Long	In20	TB
B.McFerson	2	98	49	55	1	0

Punt Returns	No.	Yards	TD	Long
C.Tyree	2	9	0	11

Kick Returns	No.	Yards	TD	Long
D.Ford	1	20	0	20

Tackles	UA-A	Total	Sacks	TFL
J.Kiser	6-4	10	1	1
X.Watts	2-3	5	0	0
R.Mills	5-0	5	0	0

Qtr	Time	Scoring Play	V-H
1st	10:52	UND - T.Merriweather 75 yd TD PASS from S.Hartman (PAT KICK by S.Shrader GOOD) 4-91 2:03	0-7
1st	07:22	CMU - M.Bailey 6 yd TD RUSH (PAT KICK by T.Mattson GOOD) 6-65 3:30	7-7
1st	02:13	UND - A.Estime 17 yd TD RUSH (PAT KICK by S.Shrader GOOD) 11-75 5:09	7-14
2nd	14:17	UND - C.Tyree 76 yd TD PASS from S.Hartman (PAT KICK by S.Shrader GOOD) 3-87 1:18	7-21
2nd	00:17	CMU - J.Bauer 1 yd TD RUSH (PAT KICK by T.Mattson GOOD) 9-83 3:58	14-21
3rd	11:36	UND - S.Hartman 1 yd TD RUSH (PAT KICK by S.Shrader GOOD) 7-74 3:19	14-28
3rd	01:59	CMU - T.Mattson 23 yd FG 12-50 5:37	17-28
3rd	00:30	UND - S.Shrader 50 yd FG 5-43 1:29	17-31
4th	10:07	UND - S.Shrader 31 yd FG 10-47 3:54	17-34
4th	05:45	UND - H.Staes 4 yd TD PASS from S.Hartman (PAT KICK by S.Shrader GOOD) 6-82 2:51	17-41

**GAME RECAP**

The University of Notre Dame football team out-scored Central Michigan 20-3 in the second half to secure its fourth victory of the season, 41-17, on a partly cloudy day at sold-out Notre Dame Stadium (77,622).

The Irish have now scored over 40 points in a program-best five consecutive games dating back to the 2022 Gator Bowl victory over South Carolina to cap last season. The 182 points scored in Notre Dame's first four games this season are the fourth-most in the history of the program.

Sam Hartman led the Irish offensive attack through the air with 330 yards passing and notching his first career 300-yard performance in a Notre Dame uniform. He threw three touchdowns, including a 75-yard strike to Tobias Merriweather and a 76-yard toss to Chris Tyree. He also rushed for a touchdown.

Audric Estimé paced the overall Notre Dame rushing attack with a career-best 176 yards on 20 carries with one touchdown.

Jack Kiser, starting in place of an injured JD Bertrand at linebacker, led the team with a career-best 10 tackles.

**Quickie Stats**  
**Ohio St. vs. Notre Dame (Final)**  
**09/23/2023 at Notre Dame, Indiana**



	OSU	UND
Score	17	14
<b>FIRST DOWNS</b>	19	22
<b>RUSHES-YARDS (NET)</b>	27-126	39-176
<b>PASSING-YARDS (NET)</b>	240	175
Passes Att-Comp-Int	38-21-0	25-17-0
<b>TOTAL OFFENSE PLAYS-YARDS</b>	65-366	64-351
Fumble Returns-Yards	0-0	0-0
Punt Returns-Yards	1-8	0-0
Kickoff Returns-Yards	1-32	0-0
Interception Returns-Yards	0-0	0-0
Punts (Number-Avg)	3-38.3	3-46.0
Fumbles-Lost	0-0	0-0
Penalties-Yards	5-35	4-50
Possession Time	25:01	34:59
Third-Down Conversions	10-17	5-10
Fourth-Down Conversions	1-3	0-2
Red-Zone Scores-Chances	2-4	2-3

**Ohio St.**

Rushing	No.	Gain	Loss	Net	TD	Lg	Avg
T.Henderson	14	104	0	104	1	61	7.4
D.Trayanum	6	13	0	13	1	4	2.2
E.Egbuka	2	9	0	9	0	9	4.5

Passing	C-A-I	Yds	TD	Long	Sack
TEAM	0-1-0	0	0	0	0
K.McCord	21-37-0	240	0	40	1

Receiving	No.	Yards	TD	Long	Tgt	YAC
E.Egbuka	7	96	0	23	11	18
C.Stover	7	52	0	14	11	21
M.Harrison Jr.	3	32	0	19	7	3
J.Fleming	2	8	0	7	3	4

Punting	No.	Yds	Avg	Long	In20	TB
J.Mirco	3	115	38.3	42	2	0

Punt Returns	No.	Yards	TD	Long
E.Egbuka	1	8	0	8

Kick Returns	No.	Yards	TD	Long
X.Johnson	1	32	0	32

Tackles	UA-A	Total	Sacks	TFL
L.Ransom	7-6	13	0	0
J.Proctor	5-2	7	0	0
D.Igbinosun	2-4	6	0	0.5

**Notre Dame**

Rushing	No.	Gain	Loss	Net	TD	Lg	Avg
A.Estime	14	71	1	70	0	22	5
J.Love	8	57	0	57	0	16	7.1
J.Price	3	22	0	22	0	18	7.3

Passing	C-A-I	Yds	TD	Long	Sack
S.Hartman	17-25-0	175	1	28	0

Receiving	No.	Yards	TD	Long	Tgt	YAC
M.Evans	7	75	0	25	7	17
R.Flores Jr.	3	20	1	12	5	3
J.Greathouse	2	40	0	28	3	25
G.Payne	2	6	0	5	2	13

Punting	No.	Yds	Avg	Long	In20	TB
B.McFerson	2	92	46	46	0	0

Punt Returns	No.	Yards	TD	Long
--------------	-----	-------	----	------

Kick Returns	No.	Yards	TD	Long
--------------	-----	-------	----	------

Tackles	UA-A	Total	Sacks	TFL
J.Jean-Baptiste	3-5	8	0	0
J.Bertrand	4-4	8	0	1
H.Cross III	4-2	6	0	0

Qtr	Time	Scoring Play	V-H
2nd	00:26	OSU - J.Fielding 31 yd FG 12-66 3:20	3-0
3rd	11:14	OSU - T.Henderson 61 yd TD RUSH (PAT KICK by J.Fielding GOOD) 1-61 0:11	10-0
3rd	03:35	UND - G.Payne 1 yd TD RUSH (PAT KICK by S.Shrader GOOD) 13-75 7:39	10-7
4th	08:22	UND - R.Flores Jr. 2 yd TD PASS from S.Hartman (PAT KICK by S.Shrader GOOD) 11-96 6:28	10-14
4th	00:01	OSU - D.Trayanum 1 yd TD RUSH (PAT KICK by J.Fielding GOOD) 15-65 1:25	17-14

**GAME RECAP**

The University of Notre Dame football team (4-1) lost its first game of the year 17-14 to No. 6 Ohio State (4-0) by a single inch, with the Buckeyes powering in a one-yard run that barely touched the end zone with one second remaining in a hard-fought battle.

The Irish took their first lead of the game 14-10 on a Sam Hartman two-yard touchdown pass to Rico Flores Jr. with 8:22 left in the game. A clutch fourth-down stop by the Irish at their own 11-yard line gave the offense the ball back, but Ohio State forced a Notre Dame punt with 1:26 remaining.

The Buckeyes then drove 65 yards in 15 plays earning the winning score with a one-yard touchdown run.

Hartman finished the game 17 of 25 passing for 175 yards and a touchdown. Audric Estimé led the rushing attack with 70 yards while Mitchell Evans led all Irish receivers with a career-best seven catches for 75 yards. On the defensive side, Javonte Jean-Baptiste and JD Bertrand led the effort with eight tackles, respectively.

**Quickie Stats**  
**#11 Notre Dame vs. #17 Duke (Final)**  
**09/30/2023 at Durham, North Carolina**



	ND	DU
Score	21	14
<b>FIRST DOWNS</b>	16	17
<b>RUSHES-YARDS (NET)</b>	32-159	40-189
<b>PASSING-YARDS (NET)</b>	222	134
Passes Att-Comp-Int	31-15-0	27-12-1
<b>TOTAL OFFENSE PLAYS-YARDS</b>	63-381	67-323
Fumble Returns-Yards	1-0	0-0
Punt Returns-Yards	2-4	1-7
Kickoff Returns-Yards	3-55	2-44
Interception Returns-Yards	1-12	0-0
Punts (Number-Avg)	6-38.8	6-37.8
Fumbles-Lost	1-0	2-1
Penalties-Yards	12-70	2-28
Possession Time	28:15	31:45
Third-Down Conversions	3-15	6-15
Fourth-Down Conversions	3-3	1-1
Red-Zone Scores-Chances	2-3	2-4

**Notre Dame**

Rushing	No.	Gain	Loss	Net	TD	Lg	Avg
A.Estime	18	83	2	81	2	30	4.5
J.Love	5	44	0	44	0	34	8.8
S.Hartman	6	30	7	23	0	17	3.8

Passing	C-A-I	Yds	TD	Long	Sack
TEAM	0-1-0	0	0	0	0
S.Hartman	15-30-0	222	0	36	2

Receiving	No.	Yards	TD	Long	Tgt	YAC
M.Evans	6	134	0	36	8	65
A.Estime	3	16	0	13	3	15
C.Tyree	2	28	0	22	3	15
R.Flores Jr.	2	28	0	24	7	6

Punting	No.	Yds	Avg	Long	In20	TB
B.McFerson	6	233	38.8	57	2	1

Punt Returns	No.	Yards	TD	Long
C.Tyree	2	4	0	7

Kick Returns	No.	Yards	TD	Long
J.Love	2	42	0	21
D.Ford	1	13	0	13

Tackles	UA-A	Total	Sacks	TFL
H.Cross III	3-10	13	1	3.5
J.Bertrand	3-8	11	0	0
X.Watts	2-6	8	0	0.5

**Duke**

Rushing	No.	Gain	Loss	Net	TD	Lg	Avg
R.Leonard	18	105	17	88	0	33	4.9
J.Moore	7	52	1	51	0	34	7.3
J.Waters	13	49	4	45	1	13	3.5

Passing	C-A-I	Yds	TD	Long	Sack
R.Leonard	12-27-1	134	1	27	2

Receiving	No.	Yards	TD	Long	Tgt	YAC
J.Moore	4	67	1	27	7	30
J.Calhoun	3	41	0	21	9	27
S.Hagans	3	24	0	12	4	2
J.Moore	1	5	0	5	7	3

Punting	No.	Yds	Avg	Long	In20	TB
R.Leonard	1	28	28	28	1	0
P.Wilson	5	199	39.8	53	2	0

Punt Returns	No.	Yards	TD	Long
J.Stinson	1	7	0	7

Kick Returns	No.	Yards	TD	Long
T.Moore	2	44	0	26

Tackles	UA-A	Total	Sacks	TFL
T.Freeman	5-8	13	0.5	1
J.Lewis	3-7	10	0	0
D.Mausi	0-7	7	0	0

Qtr	Time	Scoring Play	V-H
1st	11:00	ND - A.Estime 6 yd TD RUSH (PAT KICK by S.Shrader GOOD) 8-82 3:57	7-0
2nd	14:56	ND - S.Shrader 35 yd FG 4--4 1:33	10-0
3rd	09:17	ND - S.Shrader 45 yd FG 10-43 4:45	13-0
3rd	03:36	DU - J.Waters 1 yd TD RUSH (PAT KICK by T.Pelino GOOD) 11-75 5:41	13-7
4th	09:17	DU - J.Moore 3 yd TD PASS from R.Leonard (PAT KICK by T.Pelino GOOD) 8-80 4:27	13-14
4th	00:31	ND - A.Estime 30 yd TD RUSH (PAT PASS caught by R.Flores Jr. GOOD) 10-95 2:04	21-14

**GAME RECAP**

The University of Notre Dame football team took over on it's own five-yard line trailing Duke by a score 14-13 with 2:35 left in regulation and needing to come away with a victory. The Irish put together a 10-play, 95-yard drive that was capped off by a 30-yard touchdown run from Audric Estime with just 31 seconds left in the game to deliver Notre Dame the 21-14 victory at Wallace Wade Stadium on Saturday evening.

The defining play on the drive was a 17-yard scramble from quarterback Sam Hartman on 4th-and-16 to put the ball on Duke's 30-yard line, setting up the game-winning touchdown from Estime.

The defense then stood tall one more time, this time via a strip sack from Howard Cross III, which was recovered by Marist Liufau to put an exclamation mark on the victory.





**2023-24 Notre Dame Football  
Combined Team Statistics  
All games**

**Team Results**

Date	Opponent	Score	Att.
08/26/2023	vs Navy	W 42-3	49000
09/02/2023	Tennessee St.	W 56-3	77622
09/09/2023	at NC State	W 45-24	56919
09/16/2023	Central Mich.	W 41-17	77622
09/23/2023	Ohio St.	L 14-17	77622
09/30/2023	at Duke	W 21-14	40768

**Game Records**

Record	Overall	Home	Away	Neutral
ALL GAMES	5-1	2-1	2-0	1-0
CONFERENCE	0-0	0-0	0-0	0-0
NON-CONFERENCE	5-1	2-1	2-0	1-0

**Rushing**

Player	gp	att	gain	loss	net	avg	td	lg	avg/g
Audric Estime	6	95	682	10	672	7.1	7	80	112.0
Jeremiah Love	6	31	225	5	220	7.1	1	36	36.7
Gi'Bran Payne	6	28	107	2	105	3.8	1	12	17.5
Jadarian Price	6	19	106	8	98	5.2	1	19	16.3
Sam Hartman	6	22	69	55	14	0.6	2	17	2.3
Devyn Ford	5	4	14	0	14	3.5	0	5	2.8
Skip Velotta	3	2	14	0	14	7.0	0	9	4.7
Jayden Thomas	5	1	10	0	10	10.0	0	10	2.0
Chase Ketterer	3	1	3	0	3	3.0	0	3	1.0
Sam Assaf	2	2	3	0	3	1.5	0	2	1.5
Jaden Greathouse	5	1	3	0	3	3.0	0	3	0.6
Mitchell Evans	5	1	2	0	2	2.0	0	2	0.4
Chris Tyree	6	1	0	2	-2	-2.0	0	0	-0.3
Team	6	2	0	3	-3	-1.5	0	0	-0.5
<b>Total</b>	<b>6</b>	<b>210</b>	<b>1238</b>	<b>85</b>	<b>1153</b>	<b>5.5</b>	<b>12</b>	<b>80</b>	<b>192.2</b>
<b>Opponents</b>	<b>6</b>	<b>215</b>	<b>872</b>	<b>127</b>	<b>745</b>	<b>3.5</b>	<b>6</b>	<b>61</b>	<b>124.2</b>

**Passing**

Player	gp	effic	comp-att-int	pct	yds	td	lg	avg/g
Sam Hartman	6	182.5	96-145-0	66.2	1458	14	76	243.0
Steve Angeli	4	205.0	10-14-0	71.4	144	2	42	36.0
Kenny Minchey	1	150.4	2-2-0	100.0	12	0	8	12.0
Team	6	0.0	0-2-0	0.0	0	0	0	0.0
<b>Total</b>	<b>6</b>	<b>181.8</b>	<b>108-163-0</b>	<b>66.3</b>	<b>1614</b>	<b>16</b>	<b>76</b>	<b>269.0</b>
<b>Opponents</b>	<b>6</b>	<b>91.3</b>	<b>76-162-6</b>	<b>46.9</b>	<b>881</b>	<b>3</b>	<b>40</b>	<b>146.8</b>

**Receiving**

Player	gp	no.	yds	avg	td	lg	avg/g
Mitchell Evans	5	18	272	15.1	0	36	54.4
Jayden Thomas	5	13	195	15.0	1	39	39.0
Jaden Greathouse	5	12	166	13.8	3	35	33.2
Chris Tyree	6	11	269	24.5	2	76	44.8
Rico Flores Jr.	6	11	141	12.8	1	42	23.5
Audric Estime	6	9	80	8.9	0	22	13.3
Tobias Merriweather	6	7	147	21.0	1	75	24.5
Gi'Bran Payne	6	6	46	7.7	1	42	7.7
Holden Staes	6	6	123	20.5	4	40	20.5
Deion Colzie	4	3	45	15.0	1	25	11.3
Jadarian Price	6	3	60	20.0	1	40	10.0
Jeremiah Love	6	3	22	7.3	0	11	3.7
Devyn Ford	5	2	21	10.5	0	12	4.2
Davis Sherwood	6	2	18	9.0	1	10	3.0
Matt Salerno	2	1	9	9.0	0	9	4.5
Chase Ketterer	3	1	4	4.0	0	4	1.3
<b>Total</b>	<b>6</b>	<b>108</b>	<b>1614</b>	<b>14.9</b>	<b>16</b>	<b>76</b>	<b>269.0</b>
<b>Opponents</b>	<b>6</b>	<b>76</b>	<b>881</b>	<b>11.6</b>	<b>3</b>	<b>40</b>	<b>146.8</b>

**Team Statistics**

	ND	OPP
<b>First Downs</b>	<b>130</b>	<b>94</b>
Rushing	58	37
Passing	67	42
Penalty	5	15
<b>Rushing Yardage</b>	<b>1153</b>	<b>745</b>
Rushing attempts	210	215
Average per rush	5.5	3.5
Average per game	192.2	124.2
TDs Rushing	12	6
<b>Passing Yardage</b>	<b>1614</b>	<b>881</b>
Comp-Att-Int	108-163-0	76-162-6
Average per pass	9.9	5.4
Average per catch	14.9	11.6
Average per game	269.0	146.8
TDs Passing	16	3
<b>Total offense</b>	<b>2767</b>	<b>1626</b>
Average per play	7.4	4.3
Average per game	461.2	271.0
<b>Kick returns: #-Yards</b>	<b>9-169</b>	<b>9-233</b>
<b>Punt returns: #-Yards</b>	<b>8-51</b>	<b>8-63</b>
<b>Int returns: #-Yards</b>	<b>6-45</b>	<b>0-0</b>
<b>Fumbles-Lost</b>	<b>6-2</b>	<b>11-1</b>
<b>Penalties-Yards</b>	<b>39-320</b>	<b>25-208</b>
<b>Punts-Avg</b>	<b>18-45.2</b>	<b>31-41.9</b>
<b>Time of possession / game</b>	<b>30:44</b>	<b>29:16</b>
<b>3rd-down conversion</b>	<b>32/69</b>	<b>35/92</b>
<b>4rd-down conversion</b>	<b>6/8</b>	<b>7/11</b>
<b>PAT-attempts</b>	<b>(28-28) 100%</b>	<b>(9-9) 100%</b>
<b>2-point conversion-attempts</b>	<b>(1-1) 100%</b>	<b>(0-0) 0%</b>

**Interceptions**

Player	no.	yds	avg	td	lg
Xavier Watts	2	12	6.0	0	12
DJ Brown	1	0	0.0	0	0
Ramon Henderson	1	0	0.0	0	0
Clarence Lewis	1	33	33.0	1	33
Benjamin Morrison	1	0	0.0	0	0
<b>Total</b>	<b>6</b>	<b>45</b>	<b>7.5</b>	<b>1</b>	<b>33</b>
<b>Opponents</b>	<b>0</b>	<b>0</b>	<b>0.0</b>	<b>0</b>	<b>0</b>



**2023-24 Notre Dame Football  
Combined Team Statistics  
All games**

**Field Goals**

Player	fg	pct.	01-19	20-29	30-39	40-49	50-99	lg	blk
Spencer Shrader	5-10	50.0	0-0	0-0	2-3	1-3	2-4	54	0
<b>Opponents</b>	<b>5-12</b>	<b>41.7</b>	<b>0-0</b>	<b>1-3</b>	<b>3-8</b>	<b>1-1</b>	<b>0-0</b>	<b>49</b>	<b>1</b>

**Scoring**

Player	td	fg	PAT						pts
			kick	rush	rcv	pass	dxp	saf	
Spencer Shrader	-	5-10	27-27	-	-	-	-	-	42
Audric Estime	7	-	-	-	-	-	-	-	42
Holden Staes	4	-	-	-	-	-	-	-	24
Jaden Greathouse	3	-	-	-	-	-	-	-	18
Sam Hartman	2	-	-	-	-	1	-	-	12
Chris Tyree	2	-	-	-	-	-	-	-	12
Gi'Bran Payne	2	-	-	-	-	-	-	-	12
Jadarian Price	2	-	-	-	-	-	-	-	12
Rico Flores Jr.	1	-	-	-	1	-	-	-	8
Clarence Lewis	1	-	-	-	-	-	-	-	6
Deion Colzie	1	-	-	-	-	-	-	-	6
Davis Sherwood	1	-	-	-	-	-	-	-	6
Jayden Thomas	1	-	-	-	-	-	-	-	6
Tobias Merriweather	1	-	-	-	-	-	-	-	6
Jeremiah Love	1	-	-	-	-	-	-	-	6
Zac Yoakam	-	-	1-1	-	-	-	-	-	1
<b>Total</b>	<b>29</b>	<b>5-10</b>	<b>28-28</b>	<b>0</b>	<b>1</b>	<b>1</b>	<b>0</b>	<b>0</b>	<b>219</b>
<b>Opponents</b>	<b>9</b>	<b>5-12</b>	<b>9-9</b>	<b>0</b>	<b>0</b>	<b>0</b>	<b>0</b>	<b>0</b>	<b>78</b>

**Score by Periods**

Team	1st	2nd	3rd	4th	OT	TOT
Notre Dame	45	66	48	60	0	219
Opponents	10	17	27	24	0	78

**Punting**

Player	no.	yds	avg	lg	tb	fc	i20	50+	blk
Bryce McFerson	18	813	45.2	59	2	6	3	7	0
<b>Total</b>	<b>18</b>	<b>813</b>	<b>45.2</b>	<b>59</b>	<b>2</b>	<b>6</b>	<b>3</b>	<b>7</b>	<b>0</b>
<b>Opponents</b>	<b>31</b>	<b>1299</b>	<b>41.9</b>	<b>63</b>	<b>2</b>	<b>11</b>	<b>15</b>	<b>5</b>	<b>0</b>

**Punt Returns**

Player	no.	yds	avg	td	lg
Chris Tyree	6	30	5.0	0	11
Matt Salerno	2	21	10.5	0	15
<b>Total</b>	<b>8</b>	<b>51</b>	<b>6.4</b>	<b>0</b>	<b>15</b>
<b>Opponents</b>	<b>8</b>	<b>63</b>	<b>7.9</b>	<b>0</b>	<b>15</b>

**Kick Returns**

Player	no.	yds	avg	td	lg
Devyn Ford	3	41	13.7	0	20
Gi'Bran Payne	2	41	20.5	0	24
Jadarian Price	2	45	22.5	0	24
Jeremiah Love	2	42	21.0	0	21
<b>Total</b>	<b>9</b>	<b>169</b>	<b>18.8</b>	<b>0</b>	<b>24</b>
<b>Opponents</b>	<b>9</b>	<b>233</b>	<b>25.9</b>	<b>0</b>	<b>58</b>

**All Purpose**

Player	g	rush	rcv	pr	kr	ir	total	avg/g
Audric Estime	6	672	80	0	0	0	752	125.3
Chris Tyree	6	-2	269	30	0	0	297	49.5
Jeremiah Love	6	220	22	0	42	0	284	47.3
Mitchell Evans	5	2	272	0	0	0	274	54.8
Jayden Thomas	5	10	195	0	0	0	205	41.0
Jadarian Price	6	98	60	0	45	0	203	33.8
Gi'Bran Payne	6	105	46	0	41	0	192	32.0
Jaden Greathouse	5	3	166	0	0	0	169	33.8
Tobias Merriweather	6	0	147	0	0	0	147	24.5
Rico Flores Jr.	6	0	141	0	0	0	141	23.5
Holden Staes	6	0	123	0	0	0	123	20.5
Devyn Ford	5	14	21	0	41	0	76	15.2
Deion Colzie	4	0	45	0	0	0	45	11.3
Clarence Lewis	6	0	0	0	0	33	33	5.5
Matt Salerno	2	0	9	21	0	0	30	15.0
Davis Sherwood	6	0	18	0	0	0	18	3.0
Skip Velotta	3	14	0	0	0	0	14	4.7
Xavier Watts	6	0	0	0	0	12	12	2.0
Sam Hartman	6	14	-4	0	0	0	10	1.7
Chase Ketterer	3	3	4	0	0	0	7	2.3
Sam Assaf	2	3	0	0	0	0	3	1.5
<b>Total</b>	<b>6</b>	<b>1153</b>	<b>1614</b>	<b>51</b>	<b>169</b>	<b>45</b>	<b>3032</b>	<b>505.3</b>
<b>Opponents</b>	<b>6</b>	<b>745</b>	<b>881</b>	<b>63</b>	<b>233</b>	<b>0</b>	<b>1922</b>	<b>320.3</b>

**Total Offense**

Player	g	plays	rush	pass	total	avg/g
Sam Hartman	6	167	14	1458	1472	245.3
Audric Estime	6	95	672	0	672	112.0
Jeremiah Love	6	31	220	0	220	36.7
Steve Angeli	4	14	0	144	144	36.0
Gi'Bran Payne	6	28	105	0	105	17.5
Jadarian Price	6	19	98	0	98	16.3
Devyn Ford	5	4	14	0	14	2.8
Skip Velotta	3	2	14	0	14	4.7
Kenny Minchey	1	2	0	12	12	12.0
Jayden Thomas	5	1	10	0	10	2.0
Chase Ketterer	3	1	3	0	3	1.0
Sam Assaf	2	2	3	0	3	1.5
Jaden Greathouse	5	1	3	0	3	0.6
Mitchell Evans	5	1	2	0	2	0.4
Chris Tyree	6	1	-2	0	-2	-0.3
<b>Total</b>	<b>6</b>	<b>373</b>	<b>1153</b>	<b>1614</b>	<b>2767</b>	<b>461.2</b>
<b>Opponents</b>	<b>6</b>	<b>377</b>	<b>745</b>	<b>881</b>	<b>1626</b>	<b>271.0</b>



**2023-24 Notre Dame Football  
Combined Team Statistics  
All games**

Page 3/3  
as of Oct 01, 2023

##	Player	gp	Tackles				Sacks no-yds	Pass defense			Fumbles		blkd	
			ua	a	tot	tfl/yds		int-yds	brup	qbh	fr-yds	ff	kick	saf
56	Howard Cross III	6	15	20	35	3.5-7	1-4	.	1	2	.	2	.	.
27	JD Bertrand	5	14	18	32	2-5	.	.	2	3	.	.	.	.
24	Jack Kiser	6	18	12	30	1-12	1-12	.	.	2	.	1	.	.
0	Xavier Watts	6	13	14	27	0.5-1	.	2-12	3	.	.	.	.	.
1	Javontae Jean-Baptiste	6	10	16	26	2.5-9	0.5-6	.	1	6	.	.	.	.
13	Thomas Harper	6	15	10	25	2-13	1-10	.	2	1	.	1	.	.
8	Marist Liufau	6	13	10	23	1.5-8	0.5-6	.	1	2	1-0	1	.	.
99	Rylie Mills	6	10	12	22	1-10	1-10	.	.	2	.	.	.	.
2	DJ Brown	5	13	6	19	.	.	1-0	2	.	.	.	.	.
12	Jordan Botelho	6	10	7	17	2-14	2-14	.	.	1	.	.	.	.
47	Jason Onye	6	8	3	11	.	.	.	.	.	.	.	1	.
20	Benjamin Morrison	6	9	2	11	1-1	.	1-0	4	.	.	.	.	.
40	Joshua Burnham	6	5	5	10	2.5-13	1-9	.	.	2	.	.	.	.
31	Nana Osafo-Mensah	6	4	5	9	1.5-25	.	.	.	1	.	.	.	.
5	Cam Hart	6	5	3	8	2-14	.	.	3	.	.	1	.	.
41	Donovan Hinish	4	3	5	8	1-7	1-7	.	.	.	.	.	.	.
11	Ramon Henderson	6	6	1	7	.	.	1-0	1	1	.	1	.	.
44	Junior Tuihalamaka	6	4	3	7	.	.	.	.	.	.	.	.	.
4	Antonio Carter II	5	6	.	6	.	.	.	.	.	.	1	.	.
3	Jaylen Sneed	6	1	4	5	.	.	.	1	3	.	.	.	.
97	Gabriel Rubio	3	2	2	4	.	.	.	.	.	.	.	.	.
7	Jaden Mickey	6	3	1	4	.	.	.	.	.	.	.	.	.
92	Aidan Keanaaina	3	2	1	3	1-1	.	.	.	.	.	.	.	.
23	Jaiden Ausberry	4	2	1	3	.	.	.	.	.	.	.	.	.
29	Christian Gray	5	3	.	3	.	.	.	1	.	.	.	.	.
6	Clarence Lewis	6	1	1	2	.	.	1-33	1	.	.	.	.	.
34	Drayk Bowen	5	2	.	2	.	.	.	.	.	.	1	.	.
22	Devyn Ford	5	.	1	1	.	.	.	.	.	.	.	.	.
4	Chris Tyree	6	.	1	1	.	.	.	.	.	.	.	.	.
30	Skip Velotta	3	.	1	1	.	.	.	.	.	.	.	.	.
95	Tyson Ford	1	.	1	1	.	.	.	.	.	.	.	.	.
22	Ben Minich	1	1	.	1	.	.	.	.	.	.	.	.	.
28	Luke Talich	4	1	.	1	.	.	.	.	.	.	.	.	.
17	Brenan Vernon	1	.	1	1	.	.	.	.	.	.	.	.	.
25	Preston Zinter	1	.	1	1	.	.	.	.	1	.	.	.	.
<b>Totals</b>		<b>6</b>	<b>199</b>	<b>168</b>	<b>367</b>	<b>25-140</b>	<b>9-78</b>	<b>6-45</b>	<b>23</b>	<b>27</b>	<b>1-0</b>	<b>9</b>	<b>1</b>	<b>0</b>
Opponents		6	199	178	377	20-85	6-50	0-0	13	19	2-0	4	0	0



**2023-24 Notre Dame Football  
Team Game-by-Game Comparison  
All games**

Page 1/1  
as of Oct 01, 2023

Opponent	Score	First Downs				Rushing Number-Yards	Passing		Total Offense Plays-Yards	Return Yards	Turn- Overs
		Total	Rush	Pass	Pen		Comp-Att.-Int	Yards			
Navy	42-3	27 / 12	13 / 11	13 / 1	1 / 0	32-191 / 48-126	20-25-0 / 3-7-0	253 / 43	57-444 / 55-169	52 / 12	0 / 0
Tennessee St.	56-3	26 / 12	10 / 5	15 / 4	1 / 3	33-221 / 36-89	24-30-0 / 8-22-2	336 / 67	63-557 / 58-156	68 / 76	1 / 2
NC State	45-24	16 / 20	6 / 5	10 / 10	0 / 5	37-170 / 30-84	15-24-0 / 22-48-3	286 / 260	61-456 / 78-344	45 / 93	1 / 3
Central Mich.	41-17	23 / 14	13 / 6	10 / 5	0 / 3	37-236 / 34-131	17-28-0 / 10-20-0	342 / 137	65-578 / 54-268	29 / 24	0 / 0
Ohio St.	14-17	22 / 19	10 / 2	11 / 14	1 / 3	39-176 / 27-126	17-25-0 / 21-38-0	175 / 240	64-351 / 65-366	0 / 40	0 / 0
Duke	21-14	16 / 17	6 / 8	8 / 8	2 / 1	32-159 / 40-189	15-31-0 / 12-27-1	222 / 134	63-381 / 67-323	71 / 51	0 / 2
<b>Totals</b>	<b>219-78</b>	<b>130 / 94</b>	<b>58 / 37</b>	<b>67 / 42</b>	<b>5 / 15</b>	<b>210-1153 / 215-745</b>	<b>108-163-0 / 76-162-6</b>	<b>1614 / 881</b>	<b>373-2767 / 377-1626</b>	<b>265 / 296</b>	<b>2 / 7</b>

Opponents	3rd Down		4th Down		Time of Possession	TOP Margin	Avg Yds/Rush	Avg Yds/Pass	Avg Yds/Play	Punting Number-Avg	Penalties Number-Yards	Sacks
	Conversion	Conversion	Conversion	Conversion								
Navy	5-7 / 4-14	1-1 / 3-4	26:46 / 33:14	-06:28	6.0 / 2.6	10.1 / 6.1	7.8 / 3.1	0-0.0 / 4-39.8	1-10.0 / 3-26.0	2 / 0		
Tennessee St.	9-11 / 4-14	0-0 / 1-1	30:59 / 29:01	01:58	6.7 / 2.5	11.2 / 3.0	8.8 / 2.7	2-43.0 / 6-40.2	4-36.0 / 5-45.0	1 / 0		
NC State	5-14 / 8-19	0-0 / 0-1	32:53 / 27:07	05:46	4.6 / 2.8	11.9 / 5.4	7.5 / 4.4	6-50.7 / 6-40.5	10-82.0 / 8-54.0	1 / 4		
Central Mich.	5-12 / 3-13	2-2 / 1-1	30:33 / 29:27	01:06	6.4 / 3.9	12.2 / 6.9	8.9 / 5.0	2-49.0 / 7-50.1	8-72.0 / 2-20.0	2 / 0		
Ohio St.	5-10 / 10-17	0-2 / 1-3	34:59 / 25:01	09:58	4.5 / 4.7	7.0 / 6.3	5.5 / 5.6	2-46.0 / 3-38.3	4-50.0 / 5-35.0	1 / 0		
Duke	3-15 / 6-15	3-3 / 1-1	28:15 / 31:45	-03:30	5.0 / 4.7	7.2 / 5.0	6.0 / 4.8	6-38.8 / 5-38.0	12-70.0 / 2-28.0	2 / 2		
<b>Totals</b>	<b>32-69 / 35-92</b>	<b>6-8 / 7-11</b>	<b>184:25 / 175:35</b>	<b>08:50</b>	<b>5.5 / 3.5</b>	<b>9.9 / 5.4</b>	<b>7.4 / 4.3</b>	<b>18-45.2 / 31-41.9</b>	<b>39-320.0 / 25-208.0</b>	<b>9 / 6</b>		

Note: Game totals are displayed in the format TEAM/OPPONENT for each category