



# PITT vs. #14 NOTRE DAME

## October 28, 2023 • 3:30 p.m. (ET)

Notre Dame Stadium (77,622/FieldTurf) • Notre Dame, Ind.  
NBC/Peacock (WPXI-TV, Channel 11) • 93.7 The Fan • Pitt Radio Network  
PittsburghPanthers.com • @Pitt\_FB

### PITT (2-5, 1-3 ACC)

DATE	OPPONENT (TV)	RESULT
Sept. 2	Wofford (ACCN)	W, 45-7
Sept. 9	Cincinnati (CW)	L, 21-27
Sept. 16	at West Virginia (ABC)	L, 6-17
Sept. 23	North Carolina* (ACCN)	L, 24-41
Sept. 30	at Virginia Tech* (ACCN)	L, 21-38
Oct. 14	Louisville* (CW) (HC)	W, 38-21
Oct. 21	at Wake Forest* (ACCN)	L, 17-21
Oct. 28	at Notre Dame (NBC)	3:30 p.m.
Nov. 4	Florida State*	TBA
Nov. 11	at Syracuse* (NYY)	3:30 p.m.
Nov. 16 (Thurs.)	Boston College* (ESPN)	7 p.m.
Nov. 25	at Duke*	TBA

\*ACC game (NYY) Yankee Stadium, Bronx, NY (HC) Homecoming

### NOTRE DAME (6-2)

DATE	OPPONENT	RESULT
Aug. 26	vs. Navy*	W, 42-3
Sept. 2	Tennessee State	W, 56-3
Sept. 9	at NC State	W, 45-24
Sept. 16	Central Michigan	W, 41-17
Sept. 23	Ohio State	L, 14-17
Sept. 30	at Duke	W, 21-14
Oct. 7	at Louisville	L, 20-33
Oct. 14	Southern California	W, 48-20
Oct. 28	Pitt	3:30 p.m.
Nov. 4	at Clemson	TBA
Nov. 18	Wake Forest	3:30 p.m.
Nov. 25	at Stanford	TBA

\*Aviva Stadium (Dublin, Ireland)

### BROADCAST INFORMATION

**Television • NBC/Peacock (Pittsburgh's WPXI-TV, Channel 11)**  
Jac Collinsworth (play-by-play)  
Jason Garrett (analyst)  
Zora Stephenson (reporter)

**93.7 The Fan & Pitt Radio Network (937thefan.radio.com)**  
Bill Hillgrove (play-by-play)  
Pat Bostick (analyst)  
Larry Richert and Dorin Dickerson (reporters)

**SiriusXM Satellite Radio**  
SiriusXM channel 85 and on the SiriusXM App

**WPTS Radio (Pitt Student Station) • 92.1 FM**

### GAME STORYLINES

- ✓ In a series long on history and color, Pitt and Notre Dame meet for the 73rd time. The Panthers will visit Notre Dame Stadium for the first time since 2018.
- ✓ Since 2015, Pat Narduzzi has directed Pitt to 42 victories in ACC play, the second-highest win total during that span. Pitt trails only Clemson (62).
- ✓ Ten of the past 13 games between Pitt and Notre Dame have been decided by single digits. That includes each of the past six encounters at Notre Dame Stadium.
- ✓ Quarterback Christian Veilleux is set to make his third career start when Pitt plays at Notre Dame.
- ✓ Veilleux is coming off a career performance, throwing for 302 yards and two touchdowns on 28-of-45 passing at Wake Forest.
- ✓ Pitt is looking to snap a three-game losing streak in the series. The Panthers last defeated the Irish in 2013, a 28-21 victory in Pittsburgh.
- ✓ Bub Means has caught a touchdown in three consecutive games. Means achieved career highs with nine catches for 109 yards (including a 22-yard touchdown) last week at Wake Forest.
- ✓ The Panthers last won at Notre Dame Stadium in 2008, a 36-33 decision that went four overtimes.
- ✓ The Panthers once again feature an outstanding pass rush. Pitt leads the ACC (tied) and ranks 11th nationally with an average of 3.14 sacks per game.
- ✓ Pitt is one of just six teams that will play 11 "Power Conference" opponents in 2023, joining Colorado, Louisville, Purdue, Utah and West Virginia.

### PITT-NOTRE DAME HISTORY IN BRIEF

<b>Series Began:</b> 1909	<b>Current Series Streak:</b> Notre Dame has won 3 (2015, '18, '20)
<b>Series Overall:</b> ND leads 50-21-1	<b>Longest Pitt Series Win Streak:</b> 3 games (three times, last: 1983, '86-87)
<b>At Pittsburgh:</b> ND leads 28-11-1	<b>Longest ND Series Win Streak:</b> 11 games (1964-74)
<b>At Notre Dame:</b> ND leads 22-10	<b>Largest Pitt Victory Margin:</b> 26 points (26-0, 1936)
<b>At Neutral Sites:</b> DNA	<b>Largest ND Victory Margin:</b> 58 points (58-0, 1944)
<b>OT Games:</b> Series tied, 1-1	
<b>Last Meeting (at Pitt):</b> Oct. 24, 2020 (Notre Dame 45, Pitt 3)	
<b>Last Meeting at ND:</b> Oct. 13, 2018 (Notre Dame 19, Pitt 14)	

### THE COACHES

<b>Pitt Coach Pat Narduzzi</b>	<b>Notre Dame Coach Marcus Freeman</b>
<b>Overall (season):</b> 64-46 (ninth)	<b>Overall (season):</b> 15-7 (second)
<b>At Pitt (season):</b> same	<b>At Notre Dame (season):</b> same
<b>Alma Mater:</b> Rhode Island, 1990	<b>Alma Mater:</b> Ohio State, 2007
<b>Record vs. Notre Dame:</b> 0-3	<b>Record vs. Pitt:</b> 0-0

# PITT FOOTBALL MEDIA INFORMATION



## NOTRE DAME WEEK SCHEDULE

SUNDAY	MONDAY	TUESDAY	WEDNESDAY	THURSDAY	FRIDAY	SATURDAY
<b>22</b> No scheduled media opportunities	<b>23</b> Pat Narduzzi Press Conference Noon	<b>24</b> Practice Window 9:10 a.m.  Interviews 11:15 a.m.	<b>25</b> Interviews 11:30 a.m.  Narduzzi Radio Show 93.7 The Fan 6-7 p.m.	<b>26</b> Final Narduzzi Press Brief 1 p.m.	<b>27</b> No scheduled media opportunities	<b>28</b> Pitt at Notre Dame Notre Dame Stadium 3:30 p.m. NBC/Peacock

### PITT FOOTBALL MEDIA CONTACTS

**E.J. Borghetti**, Executive Associate A.D.  
(*football contact*)

**Borghetti e-mail:** [eborghetti@athletics.pitt.edu](mailto:eborghetti@athletics.pitt.edu)

**R.J. Sepich**, Football Communications Director  
(*co-football contact*)

**Sepich e-mail:** [rsepich@athletics.pitt.edu](mailto:rsepich@athletics.pitt.edu)

**Celeste Welsh**, Communications Operations Director  
(*credential contact*)

**Welsh e-mail:** [cwelsh@athletics.pitt.edu](mailto:cwelsh@athletics.pitt.edu)

### PITT ATHLETIC COMMUNICATIONS PHONE NUMBERS

**Pitt Athletic Communications Office:** (412) 648-8240

**Press Box:** (412) 697-7198

**Pitt Football Office:** (412) 648-8700

### PITT FOOTBALL ON THE WEB

**Official Pitt Site:** [PittsburghPanthers.com](http://PittsburghPanthers.com)

**Media Info:** [collegepressbox.com](http://collegepressbox.com)

**Pitt Football Twitter/Instagram:** @Pitt\_FB

**Pitt YouTube Page:** [YouTube.com/pittlivewire](http://YouTube.com/pittlivewire)

### PITT ATHLETIC COMMUNICATIONS ADDRESS

University of Pittsburgh  
Athletic Communications  
Petersen Events Center  
3719 Terrace Street  
Pittsburgh, PA 15261

### PITT PRACTICE FACILITY ADDRESS

Pitt Football Office  
UPMC Rooney Sports Complex  
3450 South Water Street  
Pittsburgh PA 15203

### ACC COMMUNICATIONS CONTACTS

**Amy Yakola**, Deputy Commissioner  
(*chief of external affairs*)

**Yakola e-mail:** [ayakola@theacc.org](mailto:ayakola@theacc.org)

**Kevin Davis**, Senior Associate Commissioner  
(*communications*)

**Davis e-mail:** [kdavis@theacc.org](mailto:kdavis@theacc.org)

**ACC Communications Phone:** (336) 854-8787

### ACC FOOTBALL ON THE WEB

**Official ACC Site:** [theacc.com](http://theacc.com)

**Media Info:** [collegepressbox.com](http://collegepressbox.com)

**ACC Football Twitter:** @ACCFootball

**ACC YouTube Page:** [YouTube.com/ACCDigitalNetwork](http://YouTube.com/ACCDigitalNetwork)

### WEEKLY PRESS CONFERENCE

Pat Narduzzi conducts his game week press conferences on Mondays at noon. The conferences are held at the UPMC Rooney Sports Complex. A transcript and video will be posted later that afternoon at [PittsburghPanthers.com](http://PittsburghPanthers.com). Archived video from Coach Narduzzi press conferences can also be viewed at [YouTube.com/pittlivewire](http://YouTube.com/pittlivewire).

### PITT PRACTICE COVERAGE

On designated days, the initial 30 minutes of Pitt football practice are open to the media for observation. The duration of the workout is closed. Reporters should contact E.J. Borghetti in advance for practice times and proper clearance. All practices will be held at the UPMC Rooney Sports Complex.

### PITT WEEKLY INTERVIEWS

All interviews must be arranged through the communications office. Select players and assistant coaches are typically available for post-practice media sessions on Tuesdays and Wednesdays. In addition to his Monday press conferences, Coach Narduzzi hosts a media briefing on Thursdays of game weeks.

### PITT MEDIA CREDENTIALS

Pitt home game credentials should be requested via [sportssystems.com/pitt](http://sportssystems.com/pitt). Direct questions about credential registration to Celeste Welsh ([cwelsh@athletics.pitt.edu](mailto:cwelsh@athletics.pitt.edu)).

### COLLEGEPRESSBOX.COM

The official media website for Division I football is [collegepressbox.com](http://collegepressbox.com). Download game notes, quotes, statistics, media guides, headshots and logos for all FBS schools, conferences, postseason games, awards and the College Football Playoff. For access, please register at [collegepressbox.com/register](http://collegepressbox.com/register).

### COACHES GAME DAY LOCATIONS

**Pat Narduzzi**, Head Coach: FIELD

**Charlie Partridge**, AHC/DL: FIELD

**Frank Cignetti Jr.**, OC/QB: BOOTH

**Randy Bates**, DC: BOOTH

**Andre Powell**, STC/RB: FIELD

**Tiquan Underwood**, PGC WR: FIELD

**Dave Borbely**, OL: FIELD

**Archie Collins**, SEC: FIELD

**Ryan Manalac**, LB: FIELD

**Tim Salem**, TE: FIELD

**Cory Sanders**, S: BOOTH

### PRONUNCIATION GUIDE

Ryan **Baer** (Bear)

Antonio **Camon** (KAY-men)

**Tamarion** Crumpley (Tah-mare-ee-un)

Ty **Dieffenbach** (DEEF-en-bawk)

**C'Bo** Flemister (SEE-bow)

Matt **Goncalves** (Gun-ZALL-vez)

Maverick **Gracio** (grah-SEE-oh)

**Stephon** Hall (steff-ON)

Adam **Howanitz** (HOW-uh-nits)

**Dayon** Hayes (DAY-on)

Abe **Ibrahim** (ee-brah-HEEM)

**Nahki** Johnson (Nah-KY)

Phil **Jurkovec** (jur-KO-vik)

**Bangally** Kamara (Ban-GOLLY Ka-mar-UH)

Jake **McConnachie** (Mick-con-ah-KEY)

**Konata** Mumpfield (Ko-nah-TAY)

**Che Nwabuko** (Cheh Wah-BOO-ko)

Samuel **Okunlola** (Oh-KUN-low-lah)

**Tai** Ray (tie)

**Daejon** Reynolds (DAY-john; prefers to be called "Day Day")

Brody **Riffe** (rhymes with "wife")

Graysen **Riffe** (rhymes with "wife")

**Jahvante** Royal (JAH-von-tay)

Christian **Veilleux** (VAY-er)

**Marquis** Williams (Mar-QUEZ)

Zach **Zollers** (ZALL-ers)

Blake **Zubovic** (Zoo-BOW-vick)

## OFFENSE

### Quarterback

<b>11</b>	<b>CHRISTIAN VEILLEUX (SO*, 6-4, 220)</b>
19	Nate Yarnell (SO*, 6-6, 215)
5	Phil Jurkovec (SR+, 6-5, 235)

### Running Back

<b>24</b>	<b>C'BO FLEMISTER (SR+, 5-11, 205) OR</b>
<b>6</b>	<b>RODNEY HAMMOND JR. (JR, 5-9, 195)</b>
4	Daniel Carter (SR*, 5-10, 230)
34	Derrick Davis Jr. (SO*, 6-0, 210)

### Wide Receiver

<b>0</b>	<b>BUB MEANS (SR*, 6-2, 215)</b>
84	Jake McConnachie (JR*, 6-5, 205)
83	Lamar Seymore (FR, 6-1, 185)

### Wide Receiver

<b>9</b>	<b>KONATA MUMPFIELD (JR, 6-1, 185)</b>
23	Zion Fowler-El (FR, 6-0, 190)
18	Israel Polk (FR, 6-1, 175)

### Wide Receiver

<b>3</b>	<b>DAEJON REYNOLDS (SO*, 6-2, 210) OR</b>
<b>2</b>	<b>KENNY JOHNSON (FR, 6-1, 195)</b>
21	Che Nwabuko (FR*, 5-10, 175)

### Tight End

<b>86</b>	<b>GAVIN BARTHOLOMEW (JR, 6-5, 250)</b>
8	Karter Johnson (SR*, 6-2, 255) or
7	Malcolm Epps (SR+, 6-6, 255)
88	Jake Renda (SO*, 6-4, 230)

### Left Tackle

<b>78</b>	<b>BRANSON TAYLOR (JR*, 6-5, 330)</b>
77	Jackson Brown (FR*, 6-6, 305)

### Left Guard

<b>68</b>	<b>BLAKE ZUBOVIC (SR+, 6-4, 330)</b>
50	Jason Collier Jr. (SR*, 6-6, 330)

### Center

<b>58</b>	<b>TERRENCE MOORE (SO*, 6-5, 305) OR</b>
<b>53</b>	<b>JAKE KRADEL (SR+, 6-3, 305)</b>

### Right Guard

<b>50</b>	<b>JASON COLLIER JR. (SR*, 6-6, 330)</b>
55	BJ Williams (FR, 6-3, 315)
72	Isaiah Montgomery (FR*, 6-4, 300)

### Right Tackle

<b>70</b>	<b>RYAN BAER (FR*, 6-7, 330)</b>
74	Terrence Enos Jr. (SO*, 6-4, 320)

## DEFENSE

### Defensive End

<b>50</b>	<b>DAYON HAYES (SR, 6-3, 265)</b>
8	Samuel Okunlola (FR*, 6-4, 245)
4	Nahki Johnson (SO*, 6-2, 255)

### Defensive Tackle

<b>0</b>	<b>DEANDRE JULES (SR*, 6-3, 310)</b>
95	Devin Danielson (SR+, 6-2, 290)
55	Sean FitzSimmons (FR*, 6-3, 290)

### Defensive Tackle

<b>2</b>	<b>DAVID GREEN (SR+, 6-1, 285)</b>
92	Tyler Bentley (SR+, 6-2, 300)
94	Elliot Donald (SO*, 6-3, 280)

### Defensive End

<b>6</b>	<b>NATE TEMPLE (SR*, 6-4, 250)</b>
57	Bam Brima (SR*, 6-5, 270)
44	Jimmy Scott (FR*, 6-2, 260)

### Star Linebacker

<b>23</b>	<b>SOLOMON DESHIELDS (JR*, 6-3, 225)</b>
38	Kyle Louis (FR*, 5-11, 220)

### Mike Linebacker

<b>32</b>	<b>SHAYNE SIMON (SR+, 6-3, 235)</b>
30	Brandon George (SR*, 6-3, 245)

### Money Linebacker

<b>11</b>	<b>BANGALLY KAMARA (SR, 6-2, 230)</b>
35	Braylan Lovelace (FR, 6-2, 220) or
59	Nick Lapi (SO*, 6-2, 220)

### Strong Safety

<b>3</b>	<b>DONOVAN MCMILLON (JR, 6-2, 210)</b>
25	Stephon Hall (SO*, 6-1, 190)

### Free Safety

<b>7</b>	<b>JAVON MCINTYRE (SO*, 6-1, 195)</b>
5	Phillip O'Brien Jr. (JR, 6-0, 185)

### Cornerback

<b>14</b>	<b>MARQUIS WILLIAMS (SR+, 5-9, 180) OR</b>
<b>9</b>	<b>A.J. WOODS (SR+, 5-11, 195)</b>

### Cornerback

<b>12</b>	<b>M.J. DEVONSHIRE (SR*, 5-11, 190)</b>
10	Ryland Gandy (FR*, 6-0, 180)

## SPECIALISTS

### Placekicker

<b>90</b>	<b>BEN SAULS (JR*, 5-10, 185)</b>
94	Sam Carpenter (FR, 5-11, 180)

### Punter

<b>91</b>	<b>CALEB JUNKO (SO*, 6-1, 210)</b>
92	Cam Guess (JR*, 5-11, 200)

### Holder

<b>92</b>	<b>CAM GUESS (JR*, 5-11, 200)</b>
91	Caleb Junko (SO*, 6-1, 210)

### Long Snapper

<b>49</b>	<b>BYRON FLOYD (JR*, 6-1, 245)</b>
93	James Fineran (SO*, 6-5, 235)

### Kickoff Returner

<b>9</b>	<b>A.J. WOODS (SR+, 5-11, 195) or</b>
<b>2</b>	<b>KENNY JOHNSON (FR, 6-1, 195)</b>
0	Bub Means (SR*, 6-2, 215)
21	Che Nwabuko (FR*, 5-10, 175)

### Punt Returner

<b>12</b>	<b>M.J. DEVONSHIRE (SR*, 5-11, 190)</b>
9	Konata Mumpfield (JR, 6-1, 185)

### Kickoffs

<b>90</b>	<b>BEN SAULS (JR*, 5-10, 185)</b>
94	Sam Carpenter (FR, 5-11, 180)

# 2023 PITT FOOTBALL ROSTERS



## PITT NUMERICAL ROSTER

No.	Name	Pos.	Yr.	Ht.	Wt.	Hometown/High School/Last School
0	Bub Means*	WR	SR*	6-2	215	Lovejoy, GA/Lovejoy/Louisiana Tech
0(D)	Deandre Jules***	DL	SR*	6-3	310	Germantown, MD/Northwest
2	David Green****	DL	SR+	6-1	285	West Mifflin, PA/Pittsburgh Central Catholic
2(D)	Kenny Johnson	WR	FR	6-1	195	York, PA/Dallastown
3	Daejon Reynolds	WR	SO*	6-2	210	Springfield, IL/Grayson/Florida
3(D)	Donovan McMillon	DB	JR	6-2	210	McMurray, PA/Peters Township/Florida
4	Daniel Carter***	RB	SR*	5-10	230	Margate, FL/St. Thomas Aquinas
4(D)	Nahki Johnson	DL	SO*	6-2	255	Pittsburgh, PA/West Mifflin
5	Phil Jurkovec	QB	SR+	6-5	235	Pittsburgh, PA/Pine-Richland/Boston College
5(D)	Phillip O'Brien Jr.**	DB	JR	6-0	185	Pompano Beach, FL/Deerfield Beach
6	Rodney Hammond Jr.**	RB	JR	5-9	195	Norfolk, VA/Booker T. Washington
6(D)	Nate Temple**	DL	SR*	6-4	250	Abbeville, SC/Abbeville
7	Malcolm Epps	TE	SR+	6-6	255	Houston, TX/Dekaney/USC
7(D)	Javon McIntyre*	DB	SO*	6-1	195	Bear, DE/Imhotep Charter (PA)
8	Karter Johnson*	TE	SR*	6-2	255	Pickerington, OH/Pickerington Central/Butler C.C.
8 (D)	Samuel Okunlola	DL	FR*	6-4	245	Brockton, MA/Thayer Academy
9	Konata Mumpfield*	WR	JR	6-1	185	Hoschton, GA/Dacula/Akron
9(D)	A.J. Woods****	DB	SR+	5-11	195	Germantown, MD/Northwest
10	Ryland Gandy	DB	FR*	6-0	180	Buford, GA/Buford
11	Bangally Kamara***	LB	SR	6-2	230	Akron, OH/East
11(D)	Christian Veilleux	QB	SO*	6-4	220	Ottawa, Ontario/Bullis School (MD)/Penn State
12	M.J. Devonshire**	DB	SR*	5-11	190	Aliquippa, PA/Aliquippa/Kentucky
14	Marquis Williams****	DB	SR+	5-9	180	Pompano Beach, FL/Cardinal Gibbons
14(D)	Ty Dieffenbach	QB	FR	6-6	210	Calabasas, CA/Agoura
15	Montravius Lloyd	RB	FR	5-10	185	St. Petersburg, FL/Lakewood
15(D)	Rashad Battle**	DB	JR*	6-3	210	Atlanta, GA/Creekside
15(D)	Tamarion Crumpley	DB	SO*	6-1	195	Cincinnati, OH/Winton Woods
16	Jesse Anderson	DB	FR	6-0	170	Fort Lauderdale, FL/Cardinal Gibbons
16(D)	David Lynch	QB	FR	6-3	215	East Greenwich, RI/Bishop Hendricken/IMG (FL)
17	Jake Frantl	QB	SO*	6-0	205	Erin, WI/Hartford Union/Georgia Knights Prep
18	Israel Polk	WR	FR	6-1	175	Richmond, CA/St. John Bosco
19	Jahvante Royal**	DB	JR*	6-3	200	Miramar, FL/St. Thomas Aquinas
19(D)	Nate Yarnell	QB	SO*	6-6	215	Austin, TX/Lake Travis
20	Jordan Bass	LB	FR	6-4	215	Hampton, VA/Phoebus
21	Che Nwabuko	WR	FR*	5-10	175	Austin, TX/Manor
21(D)	Shadarian Harrison	DB	FR	6-1	175	Lakeland, FL/Lakeland
23	Solomon DeShields***	LB	JR*	6-3	225	Millville, NJ/Millville Senior
23(D)	Zion Fowler-El	WR	FR	6-0	190	Jersey City, NJ/St. Peter's Prep
24	C'Bo Flemister*	RB	SR+	5-11	205	Williamson, GA/Pike County/Notre Dame
25	TJ Harvison	RB	FR	6-1	190	Carrollton, GA/Bowdon
25(D)	Stephon Hall*	DB	SO*	6-1	190	Monaca, PA/Central Valley
26	Lorenzo Jenkins	WR	FR*	6-3	185	Beaver Falls, PA/Blackhawk
27	Buddy Mack III***	DB	SR	6-1	200	Greer, SC/Byrnes
28	Noah Biglow*	DB	SO*	5-11	180	Wesley Chapel, FL/Armwood
29	Luke DelGaudio*	LB	JR*	6-2	220	Shavertown, PA/Dallas
29(D)	Josh Junko	WR	SR*	6-1	195	Akron, OH/Cuyahoga Valley Christian
30	Brandon George***	LB	SR*	6-3	245	Reading, PA/Berks Catholic
30(D)	Caleb Williams	RB	FR	5-11	210	Pittsburgh, PA/Montour
31	Rasheem Biles	LB	FR	6-1	215	Pickerington, OH/Pickerington Central
32	Shayne Simon*	LB	SR+	6-3	235	West Orange, NJ/St. Peter's Prep/Notre Dame
34	Derrick Davis Jr.	RB	SO*	6-0	210	Pittsburgh, PA/Gateway/LSU
34(D)	Cruce Brookins	DB	FR	6-2	180	Pittsburgh, PA/Steel Valley
35	Braylan Lovelace	LB	FR	6-2	220	Leechburg, PA/Leechburg
38	Kyle Louis	LB	FR*	5-11	220	East Orange, NJ/East Orange Campus
39	Maverick Gracio	DL	FR	6-4	250	West Palm Beach, FL/Cardinal Newman
39(D)	Devin Whitlock	WR	FR	5-10	165	Monessen, PA/Belle Vernon Area
40	Addison Copeland III	WR	FR*	6-2	180	Buffalo, NY/Western NY Maritime Charter
40(D)	Antonio Camon	DL	FR	6-2	245	Tampa, FL/Tampa Bay Tech
41	John Glenn	DB	FR	5-11	195	Decatur, GA/Woodward Academy
43	Cole Mitchell	TE	SO*	6-5	245	Frederick, MD/Linganore
44	Jimmy Scott	DL	FR*	6-2	260	Cheektowaga, NY/St. Francis
44(D)	Adam Howanitz	TE	FR	6-4	230	Archbald, PA/Valley View
45	Dante Caputo	DB	SR*	5-11	190	Wexford, PA/North Allegheny/Wisconsin
46	Zach Zollers	DL	FR	6-3	215	Royersford, PA/Spring-Ford
47	Aydin Henningham*	LB	JR*	6-2	225	Delray Beach, FL/Deerfield Beach
47(D)	Caden Smith	WR	FR*	6-4	185	Murrysville, PA/Franklin Regional

## PITT ALPHABETICAL ROSTER

No.	Name	Pos.
91	Thomas Aden	DL
85	Josh Altsman	TE
63	Matt Altsman	OL
48	Matthew Amofa	DB
54	Trey Andersen*	OL
16	Jesse Anderson	DB
70	Ryan Baer	OL
86	Gavin Bartholomew**	TE
20	Jordan Bass	LB
15(D)	Rashad Battle**	DB
54(D)	Dylan Bennett*	LB
92	Tyler Bentley****	DL
28	Noah Biglow*	DB
31	Rasheem Biles	LB
57	Bam Brima**	DL
34(D)	Cruce Brookins	DB
77	Jackson Brown	OL
40(D)	Antonio Camon	DL
45	Dante Caputo	DB
94(D)	Sam Carpenter	PK
71	Ryan Carretta	OL
4	Daniel Carter***	RB
50	Jason Collier Jr.**	OL
40	Addison Copeland III	WR
15(D)	Tamarion Crumpley	DB
95	Devin Danielson****	DL
34	Derrick Davis Jr.	RB
29	Luke DelGaudio*	LB
23	Solomon DeShields***	LB
12	M.J. Devonshire**	DB
14(D)	Ty Dieffenbach	QB
94	Elliot Donald*	DL
74	Terrence Enos Jr.*	OL
7	Malcolm Epps	TE
96	Franco Fernandez-Enjo	PK
93	James Fineran	LS
55	Sean FitzSimmons	DL
24	C'Bo Flemister*	RB
49	Byron Floyd*	LS
51	Dorien Ford	OL
51(D)	Drew Foster	LB
23(D)	Zion Fowler-El	WR
17	Jake Frantl	QB
66	George French II	OL
10	Ryland Gandy	DB
30	Brandon George***	LB
41	John Glenn	DB
76	Matt Goncalves***	OL
39	Maverick Gracio	DL
2	David Green****	DL
92(D)	Cam Guess*	P
25(D)	Stephon Hall*	DB
6	Rodney Hammond Jr.**	RB
21(D)	Shadarian Harrison	DB
25	TJ Harvison	RB
82	Benny Haselrig	WR
50(D)	Dayon Hayes***	DL
47	Aydin Henningham*	LB
53(D)	Todd Hill	DL
44(D)	Adam Howanitz	TE
52	Abe Ibrahim	LB
61	Ryan Jacoby*	OL
26	Lorenzo Jenkins	WR
8	Karter Johnson*	TE

# 2023 PITT FOOTBALL ROSTERS



## NUMERICAL ROSTER CONTINUED

No.	Name	Pos.	Yr.	Ht.	Wt.	Hometown/High School/Last School
48	Matthew Amofa	DB	FR*	5-10	180	Hillsborough, NJ/Hillsborough
49	Byron Floyd*	LS	JR*	6-1	245	Mentor, OH/Mentor
50	Jason Collier Jr.**	OL	SR*	6-6	330	West Deptford, NJ/West Deptford
50(D)	Dayon Hayes***	DL	SR	6-3	265	Pittsburgh, PA/Westinghouse
51	Dorien Ford	OL	SO*	6-4	325	Pittsburgh, PA/Baldwin
51(D)	Drew Foster	LB	FR*	6-2	220	Austin, TX/Hyde Park Baptist
52	Abe Ibrahim	LB	FR*	6-1	220	Bridgeville, PA/Chartiers Valley
53	Jake Kradel****	OL	SR+	6-3	305	Butler, PA/Butler Senior
53(D)	Todd Hill	DL	SR	5-10	240	Homestead, PA/Steel Valley/Duquesne
54	Trey Andersen*	OL	SO*	6-6	300	Eagle Mountain, UT/Lehi
54(D)	Dylan Bennett*	LB	SO*	6-3	235	Montoursville, PA/Montoursville
55	Sean FitzSimmons	DL	FR*	6-3	290	Monaca, PA/Central Valley
55(D)	BJ Williams	OL	FR	6-3	315	Lawrenceville, GA/Creekside
56	Will King IV	DL	JR*	6-4	275	Holland, MI/Holland Christian
56(D)	Brody Riffe	OL	FR	6-8	300	Winter Garden, FL/West Orange
57	Bam Brima**	DL	SR*	6-5	270	Worcester, MA/Loyalsock Township (PA)
57(D)	Graysen Riffe	OL	FR	6-8	300	Winter Garden, FL/West Orange
58	Terrence Moore*	OL	SO*	6-5	305	Massillon, OH/Massillon Washington
59	Nick Lapi*	LB	SO*	6-2	220	Upper Saddle River, NJ/Northern Highlands
61	Ryan Jacoby*	OL	SR*	6-4	310	Mentor, OH/Mentor/Ohio State
63	Matt Altsman	OL	JR*	6-0	285	Zelienople, PA/Pittsburgh Central Catholic
66	George French II	OL	JR*	6-8	315	Bethlehem, PA/Bethlehem Catholic/Maine
67	Tai Ray	OL	FR	6-6	330	Apopka, FL/Apopka
68	Blake Zubovic***	OL	SR+	6-4	330	Belle Vernon, PA/Belle Vernon Area
69	Matt Metrosky	OL	SO*	6-1	290	Greensburg, PA/Greensburg Central Catholic
70	Ryan Baer	OL	FR*	6-7	330	Eastlake, OH/North
71	Ryan Carretta	OL	FR	6-5	300	Galena, OH/St. Charles Prep
72	Isaiah Montgomery	OL	FR*	6-4	300	Virginia Beach, VA/Landstown
74	Terrence Enos Jr.*	OL	SO*	6-4	320	Redford, MI/Cass Technical
76	Matt Goncalves***	OL	SR*	6-6	330	Manorville, NY/Eastport-South Manor
77	Jackson Brown	OL	FR*	6-6	305	Danville, CA/San Ramon Valley/California
78	Branson Taylor**	OL	JR*	6-5	330	Lorain, OH/Elyria Catholic
80	Thaddeus Shaw	WR	FR	6-2	180	York, PA/Central York
81	Peter Vardzel	WR	SO*	6-0	175	Charleston, SC/Wando
82	Benny Haselrig	WR	FR	5-11	175	Allison Park, PA/Hampton
83	Lamar Seymore	WR	FR	6-1	185	Miami, FL/Miami Central
84	Jake McConnachie*	WR	JR*	6-5	205	Verona, NJ/Verona
85	Josh Altsman	TE	FR*	6-3	245	Zelienople, PA/Pittsburgh Central Catholic
86	Gavin Bartholomew**	TE	JR	6-5	250	Schuylkill Haven, PA/Blue Mountain
88	Jake Renda*	TE	SO*	6-4	230	Princeton, NJ/IMG Academy (FL)
90	Ben Sauls**	PK	JR*	5-10	185	Tipp City, OH/Tippecanoe
91	Thomas Aden	DL	FR*	6-1	280	Lakewood, OH/St. Edward/IMG Academy
91(D)	Caleb Junko*	P	SO*	6-1	210	Akron, OH/Hudson
92	Tyler Bentley****	DL	SR+	6-2	300	West Chester, OH/Lakota West
92(D)	Cam Guess*	P	JR*	5-11	200	Belle Vernon, PA/Belle Vernon Area
93	James Fineran	LS	SO*	6-5	235	Towson, MD/Calvert Hall College H.S.
94	Elliot Donald*	DL	SO*	6-3	280	Pittsburgh, PA/Pittsburgh Central Catholic
94(D)	Sam Carpenter	PK	FR	5-11	180	Foxborough, MA/Foxborough
95	Devin Danielson****	DL	SR+	6-2	290	Pittsburgh, PA/Thomas Jefferson
96	Franco Fernandez-Enjo	PK	FR*	5-10	160	Glenview, IL/Glenbrook South
97	Isaiah Neal	DL	FR	6-2	260	Washington, D.C./St. Frances Academy (MD)

\* following name denotes letters earned  
 \* following class denotes redshirt season  
 + following class denotes 'super senior'  
 (D) denotes duplicate number

## ALPHABETICAL ROSTER CONTINUED

No.	Name	Pos.
2(D)	Kenny Johnson	WR
4(D)	Nahki Johnson	DL
0(D)	Deandre Jules***	DL
91(D)	Caleb Junko*	P
29(D)	Josh Junko	WR
5	Phil Jurkovec	QB
11	Bangally Kamara***	LB
56	Will King IV	DL
53	Jake Kradel****	OL
59	Nick Lapi*	LB
15	Montravius Lloyd	RB
38	Kyle Louis	LB
35	Braylan Lovelace	LB
16(D)	David Lynch	QB
27	Buddy Mack III***	DB
84	Jake McConnachie*	WR
7(D)	Javon McIntyre*	DB
3(D)	Donovan McMillon	DB
0	Bub Means*	WR
69	Matt Metrosky	OL
43	Cole Mitchell	TE
72	Isaiah Montgomery	OL
58	Terrence Moore*	OL
9	Konata Mumpfield*	WR
97	Isaiah Neal	DL
21	Che Nwabuko	WR
5(D)	Phillip O'Brien Jr.**	DB
8(D)	Samuel Okunlola	DL
18	Israel Polk	WR
67	Tai Ray	OL
88	Jake Renda*	TE
3	Daejon Reynolds	WR
56(D)	Brody Riffe	OL
57(D)	Graysen Riffe	OL
19	Jahvante Royal**	DB
90	Ben Sauls**	PK
44	Jimmy Scott	DL
83	Lamar Seymore	WR
80	Thaddeus Shaw	WR
32	Shayne Simon*	LB
47(D)	Caden Smith	WR
78	Branson Taylor**	OL
6(D)	Nate Temple**	DL
81	Peter Vardzel	WR
11(D)	Christian Veilleux	QB
39(D)	Devin Whitlock	WR
55(D)	BJ Williams	OL
30(D)	Caleb Williams	RB
14	Marquis Williams****	DB
9(D)	A.J. Woods****	DB
19(D)	Nate Yarnell	QB
46	Zach Zollers	DL
68	Blake Zubovic***	OL

\* denotes letters earned  
 (D) denotes duplicate number



## PERSONAL INFORMATION

**Born:** April 22, 1966

**Hometown:** Youngstown, Ohio

**Alma Mater:** Rhode Island, 1990

**Family:** Narduzzi and his wife, Donna, have four children: Arianna, Christina, Patrick and Isabella.

## COLLEGE PLAYING EXPERIENCE

**Rhode Island**, three-year starter at linebacker (1987-89).

**Youngstown State**, starter at linebacker (1985).

## COACHING EXPERIENCE

**Miami (Ohio)**, 1990-91, graduate assistant; 1992, wide receivers.

**Rhode Island**, 1993-97, linebackers; 1998-99, defensive coordinator.

**Northern Illinois**, 2000-02, linebackers.

**Miami (Ohio)**, 2003, defensive coordinator.

**Cincinnati**, 2004-06, defensive coordinator.

**Michigan State**, 2007-14, defensive coordinator; 2013-14, assistant head coach.

**Pitt**, 2015-present, head coach.

## NARDUZZI YEAR-BY-YEAR AT PITT

Year	W-L	ACC	Bowl
2015	8-5	6-2	Military
2016	8-5	5-3	Pinstripe
2017	5-7	3-5	
2018	7-7	6-2*	Sun
2019	8-5	4-4	Quick Lane (W)
2020	6-5	5-5	
2021	11-3	7-1**	Peach
2022	9-4	5-3	Sun (W)
2023	2-5	1-3	
<b>Total</b>	<b>64-46</b>	<b>42-28</b>	

\* Coastal Division champions

\*\*ACC champions

√ The 2023 season marks Pat Narduzzi's ninth as Pitt's Chris Bickell '97 Head Football Coach. During his tenure, Narduzzi has led the Panthers to an ACC championship (2021) and two ACC Coastal Division titles (2018 and 2021).

√ Narduzzi has compiled a 64-46 overall record. His 64 victories rank second all-time at Pitt, trailing only the legendary Jock Sutherland, who compiled 111 wins from 1924-38.

√ Since 2015, Narduzzi has directed Pitt to 42 victories in ACC play, the second-highest win total during that span. The Panthers trail only Clemson (62).

√ Narduzzi directed the Panthers to a combined 20 wins the past two seasons (2021-22). Pitt last achieved 20 wins over a two-year span in 1981-82.

√ In 2022, Pitt finished 9-4, including a stirring 37-35 win over nationally ranked UCLA in the Sun Bowl. Pitt was one of the nation's hottest teams at season's end, closing with five consecutive wins by an average margin of 14 points.

√ Pitt finished 2022 in the national Top 25 for the second consecutive season, placing No. 22 in both major polls. It marked the first time since 1979-83 that Pitt earned Top 25 finishes in back-to-back years.

√ In 2021, Narduzzi led Pitt to one of the most accomplished seasons in school history. The Panthers' stormed to 11 victories—their most since 1981—and claimed their first outright conference title with a 45-21 triumph over Wake Forest in the ACC Championship Game.

√ Pitt earned a No. 13 ranking in the final 2021 polls, its highest finish since 1982. Pitt placed No. 12 in the final College Football Playoff ratings, their highest ever.

√ Narduzzi has coached nine first team All-Americans at Pitt. In 2022, defensive tackle Calijah Kancey earned unanimous All-America status, the Panthers' first unanimous pick since defensive tackle Aaron Donald in 2013.

√ Over the past three seasons (2020-22), Pitt ranks third nationally (first in the ACC) with four consensus All-Americans. In addition to Kancey, wide receiver Jordan Addison (2021) and defensive ends Patrick Jones II (2020) and Rashad Weaver (2020) were consensus picks.

√ In 2021, quarterback Kenny Pickett won the Johnny Unitas Golden Arm Award (nation's top upperclassman quarterback) and was a Heisman Trophy finalist, wide receiver Jordan Addison won the Biletnikoff Award (nation's outstanding receiver) and specialist Cal Adomitis earned the Patrick Mannely Award (nation's top long snapper).

√ Under Narduzzi's watch, Pitt continues to produce high-level NFL prospects. Over the past three drafts (2021-23), the Panthers' 14 picks are the most of any ACC program. (Clemson is second with 13.)

√ Six Pitt products—defensive tackle Calijah Kancey, offensive tackle Carter Warren, running back Israel Abanikanda, linebacker SirVocea Dennis and safeties Erick Hallett II and Brandon Hill—were selected in the 2023 NFL Draft, the most in the ACC (tied with Clemson) and fifth most nationally.

√ Kancey was drafted in the first round by the Tampa Bay Buccaneers, marking the second consecutive year Pitt produced a first-round pick. In the 2022 draft, quarterback Kenny Pickett was a first-round selection of the Pittsburgh Steelers—the first Pitt QB to be picked in the opening round since Dan Marino in 1983.

√ Narduzzi's Panthers have a well-earned reputation as a dangerous opponent for highly ranked foes. In 2019, Pitt scored a 35-34 triumph over UCF, which visited Heinz Field riding a 27-game non-bowl winning streak. The winning touchdown—a gadget-play pass caught by quarterback Kenny Pickett—has been immortalized as the "Pitt Special."

√ In 2017, Pitt closed the season with a 24-14 victory over No. 2 Miami, which entered the game undefeated and on the cusp of the College Football Playoff.

√ In 2016, the Panthers defeated two teams that finished in the top 5 of the final CFP rankings. Pitt gave No. 2 Clemson—that year's national champion—its only loss (43-42) and kept No. 5 Penn State out of the playoff field by defeating the Nittany Lions, 42-39.

√ Pitt has also thrived off the field under Narduzzi's watch. During the 2021-22 academic year, Pitt led all college football programs in community service hours per Helper Helper.

## NATIONAL AWARD WINNERS UNDER NARDUZZI AT PITT

Defensive End **Deslin Alexandre**,  
2022 Jason Witten Collegiate Man of the Year  
2022 Coach Wooden Citizen Cup

Wide Receiver **Jordan Addison**,  
2021 Biletnikoff Award

Quarterback **Kenny Pickett**,  
2021 Johnny Unitas Golden Arm Award

Long Snapper **Cal Adomitis**,  
2021 Patrick Mannelly Award

Wide Receiver **Tre Tipton**  
2021 Disney Spirit Award

Center **Jimmy Morrissey**,  
2020 Burlsworth Trophy

Running Back **James Conner**  
2016 Disney Spirit Award

## FIRST TEAM ALL-AMERICANS UNDER NARDUZZI AT PITT

Defensive Tackle **Calijah Kancey**, 2022  
(Unanimous)

All-Purpose **Israel Abanikanda**, 2022

Wide Receiver **Jordan Addison**, 2021  
(Consensus)

Quarterback **Kenny Pickett**, 2021

Long Snapper **Cal Adomitis**, 2021

Defensive End **Patrick Jones II**, 2020  
(Consensus)

Defensive End **Rashad Weaver**, 2020  
(Consensus)

Returner **Quadree Henderson**, 2016  
(Consensus)

Guard **Dorian Johnson**, 2016

## ACC AWARD WINNERS UNDER NARDUZZI AT PITT

ACC Defensive Player of the Year  
Defensive Tackle **Calijah Kancey**, 2022

ACC Overall & Offensive Player of the Year  
Quarterback **Kenny Pickett**, 2021

Brian Piccolo Award  
Running Back **James Conner**, 2016

ACC Overall & Defensive Rookie of the Year (Media)  
Safety **Jordan Whitehead**, 2015

ACC Offensive Rookie of the Year (Media)  
Running Back **Qadree Ollison**, 2015

ACC Co-Rookies of the Year (Coaches)  
Running Back **Qadree Ollison** and Safety  
**Jordan Whitehead**, 2015

- √ During Narduzzi's tenure, Pitt has two recipients of the Disney Spirit Award, presented to the most inspirational figure in college football: James Conner (2016) and Tre Tipton (2021). Additionally, Deslin Alexandre was honored as the Jason Witten Collegiate Man of the Year and the male collegiate recipient of the Coach Wooden Citizenship Cup for 2022.
- √ In 2020, Pitt earned an NCAA Public Recognition Award for achieving an Academic Progress Rate (APR) score that ranked in the top 10% of all football programs. The Panthers' multi-year 988 APR set a Pitt football program record and was 24 points higher than the national average.
- √ Narduzzi arrived at Pitt following eight highly successful years as the defensive coordinator at Michigan State under Mark Dantonio. The Spartans were the only team to rank in the nation's top 10 in total defense and rushing defense each season from 2011-14.
- √ Michigan State boasted the nation's top rushing defense in 2014, yielding just 88.5 yards per game. The Spartans finished with a No. 5 national ranking and 11-2 record following a 42-41 victory over Baylor in the Cotton Bowl.
- √ In 2013, Michigan State finished No. 3 in the country following a Big Ten title and 24-20 victory over No. 5 Stanford in the Rose Bowl. Narduzzi was named the 2013 recipient of the prestigious Broyles Award, annually presented to the country's top assistant coach.
- √ Narduzzi tutored an impressive list of decorated defensive players at Michigan State, including first team All-Americans in cornerback Darqueze Dennard, safety Kurtis Drummond, linebacker Greg Jones and defensive tackle Jerel Worthy.
- √ Dennard was a unanimous All-American in 2013, becoming the first Michigan State cornerback to earn that distinction. He also was the school's first winner of the Jim Thorpe Award, given annually to college football's top defensive back.
- √ Dennard was a first-round NFL Draft pick of the Cincinnati Bengals in 2014, the first Spartans defensive back taken in the initial round since 1961. In the 2015 draft, another Narduzzi pupil, Michigan State cornerback Trae Waynes, was a first-round pick of the Minnesota Vikings.
- √ Prior to Michigan State, Narduzzi spent three years (2004-06) as defensive coordinator under Dantonio at Cincinnati, helping the Bearcats to a pair of bowl invitations.
- √ In 2003, Narduzzi was the defensive coordinator at Miami of Ohio under the late Terry Hooppner. The RedHawks stormed to a 13-1 record that season, capturing the Mid-American Conference (MAC) championship and defeating nationally ranked Louisville in the GMAC Bowl to finish No. 10 in the Associated Press poll.
- √ While quarterback Ben Roethlisberger headlined Miami's offense, Narduzzi's stout unit topped the MAC in rushing defense (19th nationally), scoring defense (22nd nationally) and pass efficiency defense (34th nationally).
- √ Narduzzi served as linebackers coach at Northern Illinois for three seasons (2000-02). NIU won a pair of MAC divisional titles during his tenure and in 2002 had the league's top rushing defense.
- √ From 1993-99, Narduzzi coached at his alma mater, Rhode Island, serving as the Rams' defensive coordinator his final two seasons. He began his coaching career at Miami of Ohio, working as a graduate assistant in 1990 and 1991, before earning his first full-time position as receivers coach for the 1992 season.
- √ Narduzzi was an All-Ohio performer at Youngstown's Ursuline High School, leading the Irish to the Steel Valley championship and state playoffs as a senior in 1984.
- √ Narduzzi was a starting linebacker under his father, the late Bill Narduzzi, as a freshman at Youngstown State in 1985 before transferring to Rhode Island, where he became a three-year starter for the Rams from 1987-89.
- √ Bill Narduzzi was head coach at YSU from 1975-85. He led the Penguins to two NCAA Division II playoff appearances, including the national championship game in 1979, and twice was named the Ohio Valley Conference Coach of the Year. One of Bill's first coaching posts was as a freshman line coach at Pitt in 1962.

## SERIES NOTES

### SERIES ESSENTIALS:

- ✓ Pitt and Notre Dame meet for the 73rd time in a series that dates back to 1909.
- ✓ The Irish lead the all-time series by a 50-21-1 count.
- ✓ Pitt is 11-28-1 at home and 10-22 on the road against the Irish.
- ✓ Notre Dame has won three consecutive games in the series, most recently claiming a 45-3 triumph in Pittsburgh during the 2020 season.
- ✓ The Panthers last played at Notre Dame Stadium in 2018. Despite holding a 14-12 lead in the fourth quarter, Pitt dropped a 19-14 decision. Ian Book threw a 35-yard touchdown pass to Miles Boykin with 5:43 left for the decisive score.
- ✓ Ten of the past 13 games between Pitt and Notre Dame have been decided by single digits.
- ✓ The Panthers' last win in the series occurred in 2013, when two James Conner touchdown runs pushed Pitt past the visiting Irish, 28-21.
- ✓ Pitt's longest winning streak in the series is three games, achieved three separate times (1932-34; 1958-60; 1983, '86-87).
- ✓ Notre Dame's longest winning streak against Pitt is 11 games, which occurred from 1964-74.
- ✓ That streak was snapped in 1975 when Pitt defeated the Irish, 34-20, behind 303 rushing yards from Tony Dorsett.
- ✓ Dorsett's 303 yards remain a Notre Dame opponent record. In four games against the Irish (1973-76), Dorsett rushed for 754 yards, an NCAA record for a player against a four-year opponent.
- ✓ The Pitt-Notre Dame series is long on history and color. One of the most memorable games took place on Nov. 13, 1999, when the Panthers defeated Notre Dame, 37-27, in the final game ever played at Pitt Stadium.
- ✓ Pittsburgh product Kevan Barlow scored two TDs, including the game's final score on a two-yard run to close down the 74-year-old structure.
- ✓ The 2008 game at Notre Dame was an instant classic as the Panthers clawed back from a 17-3 halftime deficit to defeat the Irish, 36-33, in four overtimes.
- ✓ The four-overtime affair marked the longest game in both Pitt and Notre Dame history. The '08 game also marked the Panthers' second consecutive victory at Notre Dame Stadium.
- ✓ In its prior visit to South Bend (2004), Pitt beat the Irish, 41-38, behind five touchdown passes from Tyler Palko, an unprecedented achievement against Notre Dame.

## THE LAST TIME: NOTRE DAME 45 PITT 3

Oct. 24, 2020 • Heinz Field • 5,451

A series of miscues doomed Pitt in a 45-3 loss to Notre Dame...the Panthers (3-4, 2-4) threw three interceptions, committed 12 penalties and had a punt blocked for a touchdown...the No. 3 Irish, competing as an ACC member during the 2020 season, improved to 5-0 overall and 4-0 in conference play...quarterback Joey Yellen, making his second consecutive start in place of the injured Kenny Pickett, was challenged by a swarming Notre Dame defense...the Panthers only mustered 162 total yards—44 on the ground—and 11 first downs... Notre Dame, in contrast, rolled up 434 yards and held the ball for an astounding 40:59...Irish QB Ian Book threw for 312 yards and three scores, including two long TD passes to Ben Skowronek...Book's running ability also slowed down Pitt's pass rush, which produced just two sacks...the Panthers did compile 12 tackles for loss, led by LB Sir-Voceca Dennis' four...Pitt's four-game losing streak marked its longest since 2007...with Pennsylvania's new COVID-19 guidance on outdoor gatherings, Pitt hosted fans for the first time this season at Heinz Field.

<b>NOTRE DAME</b>	7	21	17	0	45
<b>PITT</b>	3	0	0	0	3

### First Quarter

ND — Skowronek 34-yard pass from Book (Doerer kick) 10:08  
PITT — Kessman 45-yard field goal 7:38

### Second Quarter

ND — Skowronek 73-yard pass from Book (Doerer kick) 10:37  
ND — Williams 2-yard run (Doerer kick) 1:29  
ND — Foskey recovers own blocked punt in end zone (Doerer kick) 0:11

### Third Quarter

ND — Doerer 21-yard field goal 7:34  
ND — Mayer 14-yard pass from Book (Doerer kick) 4:22  
ND — Flemister 2-yard run (Doerer kick) 2:42

### Fourth Quarter

No scoring

Team Stats	ND	PITT
First Downs	28	11
Rushes-Yards	50-115	20-44
Comp-Att-Int	17-33-0	12-33-3
Passing Yards	319	118
Total Yards	434	162
Punt Returns-Yards	3-32	2-(-8)
Kick Returns-Yards	1-17	4-81
Interceptions-Yards	3-16	0-0
Fumbles-Lost	1-0	3-0
Punts-Average	5-42.4	8-33.4
Penalties-Yards	7-63	12-93
Third Down Conv.	11-18	3-13
Fourth Down Conv.	1-1	0-0
Sacks By-Yards	3-19	2-5
Possession Time	40:59	19:01

### Rushing

ND — Flemister 13-48, 1 TD; Book 8-40; Williams 17-38, 1 TD; Tyree 3-(-3); Armstrong 8-(-4); Clark 1-(-4).  
PITT — V. Davis 8-28; Carter 1-9; Patti 2-8; Beville 3-4; A. Davis 3-1; Abanikanda 2-0; Yellen 1-(-6).

### Passing

ND — Book 16-30-0, 312 yards, 3 TD; Clark 1-3-0, 7 yards.  
PITT — Yellen 10-27-3, 101 yards; Patti 2-5-0, 17 yards; Beville 0-1-0, 0 yards.

### Receiving

ND — Mayer 5-73, 1 TD; Davis 3-44; Williams 3-37; Skowronek 2-107, 2 TD; McKinley 2-50; Takacs 1-7; Tremble 1-1.  
PITT — Addison 3-40; Jacques-Louis 3-39; Mack 2-17; Tipton 1-11; A. Davis 1-8; Turner 1-5; V. Davis 1-(-2).



## SERIES GAME-BY-GAME

### NOTRE DAME LEADS SERIES, 50-21-1

DATE	H/A	PITT	ND
Oct. 25, 1909	H	0	6
Oct. 24, 1911	H	0	0
Nov. 2, 1912	H	0	3
Oct. 25, 1930	H	19	35
Oct. 24, 1931	A	12	25
<b>Oct. 29, 1932</b>	<b>H</b>	<b>12</b>	<b>0</b>
<b>Oct. 28, 1933</b>	<b>A</b>	<b>14</b>	<b>0</b>
<b>Nov. 3, 1934</b>	<b>H</b>	<b>19</b>	<b>0</b>
Oct. 19, 1935	A	6	9
<b>Oct. 24, 1936</b>	<b>H</b>	<b>26</b>	<b>0</b>
<b>Nov. 6, 1937</b>	<b>A</b>	<b>21</b>	<b>6</b>
Sept. 25, 1943	H	0	41
Sept. 30, 1944	H	0	58
Oct. 20, 1945	H	9	39
Oct. 5, 1946	A	0	33
Oct. 4, 1947	H	6	40
Oct. 2, 1948	H	0	40
Nov. 11, 1950	A	7	18
Oct. 20, 1951	H	0	33
<b>Oct. 11, 1952</b>	<b>A</b>	<b>22</b>	<b>19</b>
Oct. 17, 1953	A	14	23
Oct. 9, 1954	H	0	33
<b>Nov. 10, 1956</b>	<b>H</b>	<b>26</b>	<b>13</b>
Oct. 26, 1957	A	7	13
<b>Nov. 8, 1958</b>	<b>H</b>	<b>29</b>	<b>26</b>
<b>Nov. 14, 1959</b>	<b>H</b>	<b>28</b>	<b>13</b>
<b>Nov. 5, 1960</b>	<b>A</b>	<b>20</b>	<b>13</b>
Nov. 11, 1961	H	20	26
Nov. 10, 1962	A	22	43
<b>Nov. 9, 1963</b>	<b>A</b>	<b>27</b>	<b>7</b>
Nov. 7, 1964	H	15	17
Nov. 6, 1965	H	13	69
Nov. 5, 1966	A	0	40
Nov. 11, 1967	H	0	38
Nov. 9, 1968	A	7	56
Nov. 8, 1969	H	7	49
Nov. 7, 1970	A	14	46
Nov. 6, 1971	H	7	56
Oct. 14, 1972	A	16	42

Nov. 10, 1973	H	10	31	
Nov. 16, 1974	A	10	14	
<b>Nov. 15, 1975</b>	<b>H</b>	<b>34</b>	<b>20</b>	
<b>Sept. 11, 1976</b>	<b>A</b>	<b>31</b>	<b>10</b>	
Sept. 10, 1977	H	9	19	
Oct. 14, 1978	A	17	26	
Nov. 6, 1982	H	16	31	
<b>Nov. 5, 1983</b>	<b>A</b>	<b>21</b>	<b>16</b>	
<b>Oct. 11, 1986</b>	<b>A</b>	<b>10</b>	<b>9</b>	
<b>Oct. 10, 1987</b>	<b>H</b>	<b>30</b>	<b>22</b>	
Oct. 8, 1988	H	20	30	
Oct. 28, 1989	A	7	45	
Oct. 27, 1990	H	22	31	
Oct. 12, 1991	A	7	42	
Oct. 10, 1992	H	21	52	
Oct. 9, 1993	A	0	44	
Nov. 16, 1996	A	6	60	
Oct. 11, 1997	H	21	45	
<b>Nov. 13, 1999</b>	<b>H</b>	<b>37</b>	<b>27</b>	
Oct. 6, 2001	A	7	24	
Oct. 12, 2002	A	6	14	
Oct. 11, 2003	H	14	20	
<b>Nov. 13, 2004</b>	<b>A</b>	<b>41</b>	<b>38</b>	
Sept. 3, 2005	H	21	42	
<b>Nov. 1, 2008</b>	<b>A</b>	<b>36</b>	<b>33</b>	<b>(40T)</b>
<b>Nov. 14, 2009</b>	<b>H</b>	<b>27</b>	<b>22</b>	
Oct. 9, 2010	A	17	23	
Sept. 24, 2011	H	12	15	
Nov. 3, 2012	A	26	29	(30T)
<b>Nov. 9, 2013</b>	<b>H</b>	<b>28</b>	<b>21</b>	
Nov. 7, 2015	H	30	42	
Oct. 13, 2018	A	14	19	
Oct. 24, 2020	H	3	45	
Oct. 28, 2023	A			

Games won by Pitt in **bold**

## TEAM NOTES

### ACC EXCELLENCE:

- √ Since taking over as Pitt's head coach in 2015, Pat Narduzzi has directed the Panthers to 42 victories in ACC play, the second-highest win total during that span. The Panthers trail only Clemson (62).
- √ Pitt's 2021 ACC championship marked the first outright conference title in program history. Pitt twice shared the Big East championship (2004 and 2010).

### ACC RECORDS: 2015-PRESENT

Team	Won	Lost
Clemson	62	8
<b>PITT</b>	<b>42</b>	<b>28</b>
Miami	41	27
North Carolina	38	32
Florida State	37	32
Virginia Tech	36	32
NC State	36	33
Louisville	35	35
Wake Forest	29	38
Virginia	27	40
Georgia Tech	27	42
Boston College	25	45
Duke	22	47
Syracuse	21	48

### TOP 25 VICTORIES:

- √ Under Pat Narduzzi, Pitt has defeated at least one Top 25 team in eight consecutive seasons (2016-23).
- √ The Panthers' most recent victory over a nationally ranked foe was a 38-21 triumph over No. 14/15 Louisville on Oct. 14, 2023.
- √ Pitt has beaten 10 total Top 25 foes during Narduzzi's Pitt tenure.

### PITT WINS OVER TOP 25 TEAMS: 2016-23

Date	Opponent (AP/Coaches Rank)	Result
11/12/16	@Clemson (3/2)	W, 43-42
11/24/17	Miami (2/2)	W, 24-14
11/2/18	@Virginia (23/22)	W, 23-13
9/21/19	UCF (15/16)	W, 35-34
9/26/20	Louisville (24/RV)	W, 23-20
10/23/21	Clemson (RV/24)	W, 27-17
12/4/21	vs. Wake Forest* (18/18)	W, 45-21
11/5/22	Syracuse (22/22)	W, 19-9
12/30/22	vs. UCLA# (18/18)	W, 37-35
10/14/23	Louisville (14/15)	W, 38-21

\* ACC Championship Game (Charlotte, N.C.)  
 # Sun Bowl (El Paso, Texas)

### BLUE AND GOLD RALLY CAPS:

- √ Since 2002, Pitt has won 40 games with second-half comebacks. Fifteen of those rallies occurred during Pat Narduzzi's tenure (since 2015).
- √ In their 38-21 win over Louisville (Oct. 14), the Panthers trailed 21-14 to open the second half but rallied with 24 unanswered points.

### PITT SECOND-HALF COMEBACKS (SINCE 2002)

Date	Opponent	Deficit (Qtr.)	Result
9/14/02	@UAB	20-17 (3rd)	W, 26-20
10/26/02	Boston College	16-13 (4th)	W, 19-16 (OT)
11/2/02	@Virginia Tech	21-7 (3rd)	W, 28-21
11/9/02	Temple	19-14 (3rd)	W, 29-22
9/27/03	@Texas A&M	13-9 (3rd)	W, 37-26
11/1/03	@Boston College	13-10 (4th)	W, 24-13
11/8/03	Virginia Tech	28-24 (4th)	W, 31-28
9/25/04	Furman	31-14 (3rd)/38-24 (4th)	W, 41-38 (OT)
10/9/04	@Temple	16-6 (4th)	W, 27-22
11/13/04	@Notre Dame	35-31 (4th)	W, 41-38
11/25/04	West Virginia	10-6 (3rd)/13-9 (4th)	W, 16-13
10/20/07	Cincinnati	17-10 (3rd)	W, 24-17
12/1/07	@West Virginia	7-3 (3rd)	W, 13-9
9/20/08	Iowa	17-14 (4th)	W, 21-20
9/27/08	@Syracuse	24-13 (3rd)	W, 34-24
10/2/08	@USF	21-20 (4th)	W, 26-21
11/1/08	@Notre Dame	17-3 (3rd)/24-17 (4th)	W, 36-33 (4OT)
11/28/08	West Virginia	12-7 (3rd)/15-7 (4th)	W, 19-15
10/2/09	@Louisville	10-7 (3rd)	W, 35-10
10/10/09	Connecticut	21-6 (3rd)	W, 24-21
12/26/09	North Carolina*	17-16 (4th)	W, 19-17
11/9/13	Notre Dame	21-14 (3rd)	W, 28-21
11/23/13	@Syracuse	16-10 (3rd)	W, 17-16
12/26/13	Bowling Green#	20-17 (3rd)	W, 30-27
9/13/14	@FIU	16-14 (3rd)	W, 42-25
<b>10/24/15</b>	<b>@Syracuse</b>	<b>17-13 (4th)</b>	<b>W, 23-20</b>
<b>10/8/16</b>	<b>Georgia Tech</b>	<b>34-27 (4th)</b>	<b>W, 37-34</b>
<b>11/12/16</b>	<b>@Clemson</b>	<b>42-34 (4th)</b>	<b>W, 43-42</b>
<b>10/21/17</b>	<b>@Duke</b>	<b>17-7 (3rd)/17-14 (4th)</b>	<b>W, 24-17</b>
<b>10/6/18</b>	<b>Syracuse</b>	<b>31-27 (3rd)/34-27 (4th)</b>	<b>W, 44-37 (OT)</b>
<b>10/27/18</b>	<b>Duke</b>	<b>28-17 (3rd)/42-35 (4th)</b>	<b>W, 54-45</b>
<b>11/2/18</b>	<b>@Virginia</b>	<b>10-7 (3rd)</b>	<b>W, 23-13</b>
<b>11/17/18</b>	<b>@Wake Forest</b>	<b>10-6 (3rd)</b>	<b>W, 34-13</b>
<b>9/21/19</b>	<b>UCF</b>	<b>31-21 (3rd)/34-28 (4th)</b>	<b>W, 35-34</b>
<b>9/28/19</b>	<b>Delaware</b>	<b>14-10 (4th)</b>	<b>W, 17-14</b>
<b>10/5/19</b>	<b>@Duke</b>	<b>30-26 (4th)</b>	<b>W, 33-30</b>
<b>12/26/19</b>	<b>vs. Eastern Michigan%</b>	<b>30-27 (4th)</b>	<b>W, 34-30</b>
<b>9/1/22</b>	<b>West Virginia</b>	<b>31-24 (4th)</b>	<b>W, 38-31</b>
<b>12/30/22</b>	<b>UCLA+</b>	<b>28-14 (3rd)/35-34 (4th)</b>	<b>W, 37-35</b>
<b>10/14/23</b>	<b>Louisville</b>	<b>21-14 (3rd)</b>	<b>W, 38-21</b>

Entries in **bold** denote Pat Narduzzi-coached teams.

\* Meineke Car Care Bowl (Charlotte, N.C.)  
 # Little Caesars Pizza Bowl (Detroit, Mich.)  
 % Quick Lane Bowl (Detroit, Mich.)  
 + Sun Bowl (El Paso, Texas)

## WINNING STRETCH:

- √ Dating back to November 2020, Pitt is 25-13 over its past 38 contests.
- √ It marks Pitt's best record through 38 games since Dave Wannstedt's Panthers went 27-11 during the 2008-10 seasons.

## YOUR 2023 PITT CAPTAINS:

- √ Pitt head football coach Pat Narduzzi named three senior team captains for the 2023 season: defensive tackle David Green, offensive tackle Matt Goncalves and linebacker Shayne Simon.
- √ The three players were selected by a vote of their teammates at the conclusion of August training camp.

## WALK-ON REWARDS:

- √ At the conclusion of August training camp, Coach Pat Narduzzi rewarded three walk-ons with scholarships for the 2023 season: sophomore punter Caleb Junko, sophomore linebacker Nick Lapi and junior wide receiver Jake McConnachie.

## ALL-TIME COACHING WINS:

- √ In his ninth season as Pitt's head coach, Pat Narduzzi has fashioned a 64-46 overall record.
- √ His 64 victories rank second all-time at Pitt, trailing only the legendary Jock Sutherland, who compiled 111 wins from 1924-38.

### PITT FOOTBALL HEAD COACHES: MOST WINS

No.	Name (Years)	Record	Pct.
1.	Jock Sutherland (1924-38)	111-20-12	.818
2.	<b>Pat Narduzzi (2015-present)</b>	<b>64-46</b>	<b>.582</b>
3.	Glenn "Pop" Warner (1915-23)	60-12-4	.816
4.	John Michelosen (1955-65)	56-49-7	.531
5.	Walt Harris (1997-2004)	52-44-0	.542
6.	Jackie Sherrill (1977-81)	50-9-1	.842

### PITT FOOTBALL HEAD COACHES: TOP WINNING PERCENTAGES\*

No.	Name (Years)	Record	Pct.
1.	Jackie Sherrill (1977-81)	50-9-1	.842
2.	Jock Sutherland (1924-38)	111-20-12	.818
3.	Glenn "Pop" Warner (1915-23)	60-12-4	.816
4.	Joseph Thompson (1909-12)	22-11-2	.657
5.	Mike Gottfried (1986-89)	26-17-2	.600
6.	<b>Pat Narduzzi (2015-present)</b>	<b>64-46</b>	<b>.582</b>
7.	Serafino "Foge" Fazio (1982-85)	25-18-3	.576
8.	Dave Wannstedt (2005-10)	42-31-0	.575
9.	Walt Harris (1997-2004)	52-44-0	.542
10.	John Michelosen (1955-65)	56-49-7	.531

\* Must have served at least four seasons

## BIG ACC WINS:

- √ Pitt achieved two of its largest margins of victory in ACC play during the 2022 season: lopsided road victories at Virginia (37-7) and Miami (42-16).

### PITT LARGEST ACC VICTORY MARGINS

No.	Date	Opponent	Result	Margin
1.	11/19/16	Duke	W, 56-14	42 points
2.	11/21/20	Virginia Tech	W, 47-14	33 points
3.	10/2/21	@Georgia Tech	W, 52-21	31 points
4.	11/10/18 11/12/22	Virginia Tech @Virginia	W, 52-22 W, 37-7	30 points 30 points
6.	11/26/22	@Miami	W, 42-16	26 points
7.	11/6/21	@Duke	W, 54-29	25 points
8.	11/7/20 12/4/21	@Florida State vs. Wake Forest*	W, 41-17 W, 45-21	24 points 24 points
10.	11/22/14	Syracuse	W, 30-7	23 points

\* ACC Championship Game (Charlotte, N.C.)

## 134 YEARS OF PITT FOOTBALL:

- √ The 2023 campaign marks the 134th football season at the University of Pittsburgh. The Panthers, who played their inaugural season in 1890, have a 760-556-42 all-time record (.575).
- √ The program's rich legacy includes 99 first team All-Americans, 55 consensus All-Americans, 24 College Football Hall of Famers, 10 Pro Football Hall of Famers and nine national titles.

## ALL-AMERICA TRADITION:

- √ The pantheon of all-time Pitt football greats grew larger last season as defensive tackle Calijah Kancey earned the historic distinction of "Unanimous All-American."
- √ Kancey was named a first team All-American by each of the five NCAA-recognized selectors: American Football Coaches Association, Associated Press, Football Writers Association of America, Sporting News and Walter Camp Football Foundation.
- √ Kancey became Pitt's first unanimous All-American since defensive tackle Aaron Donald in 2013. Pitt players have earned unanimous status 15 total times (13 players).
- √ Pitt now has 55 all-time consensus All-Americans to rank eighth among the 133 Football Bowl Subdivision (FBS) schools and first in the Atlantic Coast Conference.
- √ Kancey was a first-round draft pick of the Tampa Bay Buccaneers.

### ALL-TIME CONSENSUS ALL-AMERICANS

No.	School	Total
1.	Notre Dame	108
2.	Ohio State	92
3.	Michigan	87
4.	Alabama	84
	USC	84
6.	Oklahoma	82
7.	Texas	62
8.	<b>PITT</b>	<b>55</b>
9.	Nebraska	54
10.	Florida State	45

## ACC POYS:

- ✓ In addition to All-America accolades, tackle Calijah Kancey was selected the ACC's 2022 Defensive Player of the Year.
- ✓ Kancey is the second Pitt player to win the ACC's top defensive honor. DT Aaron Donald was the Panthers' initial honoree in 2013.
- ✓ Six total Panthers have won an ACC Player or Rookie of the Year award during Pitt's first 10 seasons in the conference.

## PITT ALL-TIME ACC PLAYER OF THE YEAR WINNERS

Year	Name (Pos.)	Award
2013	Aaron Donald (DT)	Defensive Player of the Year
2014	James Conner (RB)	Overall Player of the Year
2014	James Conner (RB)	Offensive Player of the Year
2015	Jordan Whitehead (S)	Co-Rookies of the Year
2015	Qadree Ollison (RB)	
2015	Qadree Ollison (RB)	Offensive Rookie of the Year
2015	Jordan Whitehead (S)	Defensive Rookie of the Year
2021	Kenny Pickett (QB)	Overall Player of the Year
2021	Kenny Pickett (QB)	Offensive Player of the Year
2022	Calijah Kancey (DT)	Defensive Player of the Year

## FROM PITT TO CANTON:

- ✓ Pitt's pipeline to Canton continued this year as cornerback Darrelle Revis, who starred for the Panthers from 2004-06, was elected to the Pro Football Hall of Fame. Revis is the 10th former Panther to receive enshrinement.
- ✓ Pitt's 10 Pro Football Hall of Famers rank fourth among all colleges.

## MOST PRO FOOTBALL HALL OF FAMERS

No.	School	Total
1.	Notre Dame	14
	Southern California	14
3.	Michigan	11
4.	<b>PITT</b>	<b>10</b>
	Ohio State	10
6.	Miami	9
7.	Alabama	8
	Syracuse	8
9.	Minnesota	7
10.	Illinois	6

## PITT PRO FOOTBALL HALL OF FAME INDUCTEES

Name (Pos.)	HOF Class Year
Joe Schmidt (LB)	1973
Mike Ditka (TE)	1988
Tony Dorsett (RB)	1994
Dan Marino (QB)	2005
Russ Grimm (OL)	2010
Rickey Jackson (LB)	2010
Chris Doleman (DE/LB)	2012
Curtis Martin (RB)	2012
Jimbo Covert (OL)	2020
<b>Darrelle Revis (CB)</b>	<b>2023</b>

# OFFENSIVE NOTES

## VEILLEUX IS QB1:

- ✓ Sophomore Christian Veilleux is set to make the third start of his collegiate career when Pitt visits Notre Dame on Oct. 28.
- ✓ In his most recent outing, Veilleux threw for 302 yards and two touchdowns on 28-of-45 passing at Wake Forest (Oct. 21). His passing yardage, completions and attempts were all career highs.
- ✓ In his first collegiate start, Veilleux engineered a 38-21 upset of previously undefeated Louisville (Oct. 14).
- ✓ Veilleux completed 12-of-26 passes for 200 yards and two touchdowns against the Cardinals.
- ✓ He opened the game 0 for 5, but his first completion was a 46-yard touchdown to Bub Means that tied the game at 7 at the 2:37 mark of the first quarter.
- ✓ In four total games this season, Veilleux has completed 52-of-98 passes for 647 yards and five touchdowns with two interceptions.

## OFFENSIVE LINE SHUFFLE:

- ✓ Pitt's offensive line depth has been challenged this year due to an array of injuries.
- ✓ Two starters have been lost to season-ending injuries: tackle Matt Goncalves, a 2022 All-ACC performer, and guard Ryan Jacoby, who sustained his injury during preseason camp.
- ✓ Additionally, center Jake Kradel, who leads Pitt's offensive front with 41 career starts, missed three contests due to injury.
- ✓ As a result, the Panthers' offensive line has featured four first-time starters: center Terrence Moore, tackle Ryan Baer and guards Jason Collier Jr. and BJ Williams.
- ✓ Williams made his first collegiate start (at right guard) against Cincinnati (Sept. 9). He is the first true freshman to start on the Panthers' offensive line since Dorian Johnson in 2013.

## PITT OFFENSIVE LINEMEN WITH STARTING EXPERIENCE

Name (Pos.)	2023 GP/GS	Career GP/GS
Jake Kradel (OC/OG)	4/3	47/41
Matt Goncalves* (OT)	3/3	38/24
Blake Zubovic (OG)	6/5	39/20
Branson Taylor (OT)	7/7	35/11
Jason Collier Jr. (OG)	7/6	31/6
Ryan Jacoby* (OG)	0/0	16/6
Terrence Moore (OC)	7/4	24/4
Ryan Baer (OT)	6/4	9/4
BJ Williams (OG)	5/3	5/3

\* inactive due to season-ending injury

# PITT GAME NOTES AND ANECDOTES



## RUSH HOUR:

- √ Under Pat Narduzzi, Pitt has rushed for at least 200 yards on 34 occasions. Pitt is 28-6 in those contests (1-0 this year).
- √ During that span, the Panthers have eight games with at least 300 rushing yards and are 8-0 in those outings.
- √ Pitt is 2-0 when reaching the 400-yard rushing milestone under Narduzzi.

### PITT 200-YARD RUSHING GAMES UNDER PAT NARDUZZI

Date	Opponent	Att.	Yds.	Avg.	Result
9/5/15	Youngstown State	43	325	7.6	W, 45-37
10/17/15	@Georgia Tech	43	200	4.7	W, 31-28
11/14/15	@Duke	58	268	4.6	W, 31-13
11/21/15	Louisville	45	244	5.4	W, 45-34
9/10/16	Penn State	56	341	6.1	W, 42-39
9/17/16	@Oklahoma State	54	290	5.4	L, 38-45
9/24/16	@North Carolina	55	281	5.1	L, 36-37
10/1/16	Marshall	41	252	6.1	W, 43-27
10/8/16	Georgia Tech	42	215	5.1	W, 37-34
10/15/16	@Virginia	49	209	4.3	W, 45-31
11/19/16	Duke	40	224	5.6	W, 56-14
11/26/16	Syracuse	40	393	9.8	W, 76-61
9/2/17	Youngstown State	53	208	3.9	W, 28-21 (OT)
10/21/17	@Duke	57	336	5.9	W, 24-17
11/9/17	North Carolina	45	267	5.9	L, 31-34
9/1/18	Albany	37	238	6.4	W, 33-7
9/8/18	Penn State	52	245	4.7	L, 6-51
9/22/18	@North Carolina	36	228	6.3	L, 35-38
10/6/18	Syracuse	47	265	5.6	W, 44-37 (OT)
10/27/18	Duke	52	484	9.3	W, 54-45
11/2/18	@Virginia	42	254	6.0	W, 23-13
11/10/18	Virginia Tech	36	492	13.7	W, 52-22
12/31/18	vs. Stanford*	42	208	4.9	L, 13-14
12/10/20	@Georgia Tech	54	317	5.9	W, 34-20
9/4/21	Massachusetts	41	223	5.4	W, 51-7
9/25/21	New Hampshire	49	252	5.1	W, 77-7
10/16/21	@Virginia Tech	44	208	4.7	W, 28-7
11/6/21	@Duke	42	220	5.2	W, 54-29
9/17/22	@W. Michigan	52	238	4.6	W, 34-13
9/24/22	Rhode Island	41	271	6.6	W, 45-24
10/8/22	Virginia Tech	43	326	7.6	W, 45-29
11/26/22	@Miami	35	248	7.1	W, 42-16
12/30/22	vs. UCLA*	46	204	4.4	W, 37-35
<b>9/2/23</b>	<b>Wofford</b>	<b>45</b>	<b>217</b>	<b>4.8</b>	<b>W, 45-7</b>

\* Sun Bowl (El Paso, Texas)

## 100-YARD RUSHING GAMES:

- √ Under Pat Narduzzi, Pitt has produced 43 century rushing performances. Pitt is 28-11 under Narduzzi when it has at least one 100-yard rusher in a game.
- √ C'Bo Flemister achieved Pitt's first 100-yard rushing game of the season when he netted 105 yards on 23 carries (4.6 avg.) at Wake Forest (Oct. 21).

### 100-YARD RUSHERS UNDER PAT NARDUZZI

Date	Player	Opponent	Att.-Yds.-TD
9/5/15	Qadree Ollison	Youngstown State	16-207-1
10/3/15	Qadree Ollison	@Virginia Tech	19-122-1
10/24/15	Qadree Ollison	@Syracuse	23-103-2
11/14/15	Qadree Ollison	@Duke	26-111-1
11/21/15	Qadree Ollison	Louisville	28-152-1
11/27/15	Darrin Hall	Miami	12-103-1
9/10/16	James Conner	Penn State	22-117-1
9/17/16	James Conner	@Oklahoma State	24-111-1
9/24/16	Quadree Henderson	@North Carolina	9-107-0
10/27/16	James Conner	Virginia Tech	19-141-3
11/12/16	James Conner	@Clemson	20-132-1
11/19/16	James Conner	Duke	14-101-2
11/26/16	James Conner	Syracuse	19-115-2
11/26/16	Quadree Henderson	Syracuse	5-103-1
10/21/17	Darrin Hall	@Duke	24-254-3
10/28/17	Darrin Hall	Virginia	25-111-1
11/9/17	Darrin Hall	North Carolina	23-121-4
9/8/18	Qadree Ollison	Penn State	21-119-1
10/6/18	Qadree Ollison	Syracuse	24-192-1
10/6/18	Darrin Hall	Syracuse	17-107-2
10/27/18	Qadree Ollison	Duke	18-149-1
10/27/18	V'Lique Carter	Duke	7-137-2
11/2/18	Darrin Hall	@Virginia	19-229-3
11/10/18	Qadree Ollison	Virginia Tech	16-235-3
11/10/18	Darrin Hall	Virginia Tech	7-186-1
12/31/18	Darrin Hall	vs. Stanford*	16-123-1
9/28/19	Todd Sibley Jr.	Delaware	22-106-0
10/18/19	A.J. Davis	@Syracuse	16-103-1
12/10/20	Vincent Davis	@Georgia Tech	25-247-1
<b>9/25/21</b>	<b>Rodney Hammond Jr.</b>	<b>New Hampshire</b>	<b>17-100-3</b>
10/16/21	Israel Abanikanda	@Virginia Tech	21-140-0
11/20/21	Vincent Davis	Virginia	12-100-0
9/10/22	Israel Abanikanda	Tennessee	25-154-1
9/17/22	Israel Abanikanda	@Western Michigan	31-133-1
9/24/22	Israel Abanikanda	Rhode Island	19-177-4
10/8/22	Israel Abanikanda	Virginia Tech	36-320-6
10/22/22	Israel Abanikanda	@Louisville	28-129-1
10/29/22	Israel Abanikanda	@North Carolina	26-127-3
<b>11/5/22</b>	<b>Rodney Hammond Jr.</b>	<b>Syracuse</b>	<b>28-124-1</b>
11/12/22	Israel Abanikanda	@Virginia	24-121-1
11/19/22	Israel Abanikanda	Duke	17-113-1
11/26/22	Israel Abanikanda	@Miami	15-111-2
<b>10/21/23</b>	<b>C'Bo Flemister</b>	<b>@Wake Forest</b>	<b>23-105-0</b>

Entries in **bold** denote current players

\* Sun Bowl (El Paso, Texas)

# PITT GAME NOTES AND ANECDOTES



## CENTURY RECEIVING GAMES:

- ✓ During Pat Narduzzi's head coaching tenure, the Panthers have produced a 100-yard receiver 35 times.
- ✓ Bub Means had Pitt's first 100-yard receiving game this season, catching nine passes for 109 yards and a touchdown at Wake Forest (Oct. 21).
- ✓ Pitt is 19-14 under Narduzzi when producing at least one 100-yard receiver in a game.

### 100-YARD RECEIVERS UNDER PAT NARDUZZI

Date	Player	Opponent	Rec.-Yds.-TD
9/12/15	Tyler Boyd	@Iowa	10-131-1
11/21/15	Tyler Boyd	Louisville	10-103-1
10/1/16	Jester Weah	Marshall	7-176-1
11/5/16	Jester Weah	@Miami	3-115-1
11/12/16	Scott Orndoff	@Clemson	9-128-2
9/30/17	Jester Weah	Rice	5-137-1
10/7/17	Rafael Araujo-Lopes	@Syracuse	7-100-0
10/14/17	Jester Weah	NC State	7-106-1
11/18/17	Jester Weah	@Virginia Tech	4-104-0
11/17/18	Taysir Mack	@Wake Forest	3-105-1
9/7/19	Maurice Ffrench	Ohio	10-138-1
9/14/19	Taysir Mack	@Penn State	12-125-0
9/28/19	Taysir Mack	Delaware	5-124-1
11/14/19	Shocky Jacques-Louis	North Carolina	4-104-1
11/30/19	Jared Wayne	Boston College	6-100-0
12/26/19	Maurice Ffrench	vs. Eastern Michigan*	12-165-1
10/3/20	DJ Turner	NC State	8-186-0
10/17/20	Jordan Addison	@Miami	8-147-0
11/7/20	Jordan Addison	@Florida State	11-127-0
11/21/20	DJ Turner	Virginia Tech	15-184-1
9/11/21	Taysir Mack	@Tennessee	4-100-0
9/18/21	Jordan Addison	Western Michigan	6-124-3
9/18/21	Jared Wayne	Western Michigan	5-100-0
9/25/21	Jordan Addison	New Hampshire	6-179-3
10/2/21	Taysir Mack	@Georgia Tech	5-121-1
10/2/21	Jordan Addison	@Georgia Tech	6-117-1
10/30/21	Jordan Addison	Miami	8-145-0
11/6/21	Jordan Addison	@Duke	7-171-1
11/20/21	Jordan Addison	Virginia	14-202-4
12/4/21	Jordan Addison	vs. Wake Forest**	8-126-0
12/30/21	Jordan Addison	vs. Michigan State#	7-114-0
10/29/22	Jared Wayne	@North Carolina	7-161-0
11/5/22	Jared Wayne	Syracuse	6-102-0
11/26/22	Jared Wayne	@Miami	11-205-3
10/21/23	Bub Means	@Wake Forest	9-109-1

\* Quick Lane Bowl (Detroit, Mich.)

\*\* ACC Championship Game (Charlotte, N.C.)

# Chick-fil-A Peach Bowl (Atlanta, Ga.)

## THROWING FOR 300:

- ✓ During Pat Narduzzi's tenure, Pitt quarterbacks have thrown for 300 yards on 21 occasions.
- ✓ Christian Veilleux is the most recent to achieve the feat, throwing for a career-high 302 yards on 28-of-45 passing at Wake Forest (Oct. 21).
- ✓ The graduated Kenny Pickett (2017-21), now of the Pittsburgh Steelers, had 16 career games with more than 300 passing yards, the most in Pitt history. He had a Pitt single-season record eight in 2021.

### 300-YARD PASSING PERFORMANCES UNDER PAT NARDUZZI

No.	Date	Name	Opponent	C-A-I	Yards	TD
1.	10/30/21	Kenny Pickett	Miami	39-55-2	519	3
2.	11/6/21	Kenny Pickett	@Duke	28-43-0	416	3
3.	10/3/20	Kenny Pickett	NC State	22-39-0	411	1
4.	9/30/17	Max Browne	Rice	28-32-0	410	4
5.	11/21/20	Kenny Pickett	Virginia Tech	35-52-1	404	2
6.	9/25/21	Kenny Pickett	New Hampshire	24-28-0	403	5
7.	10/2/21	Kenny Pickett	@Georgia Tech	23-36-0	389	4
8.	9/18/21	Kenny Pickett	Western Michigan	23-31-1	382	6
9.	9/14/19	Kenny Pickett	@Penn State	35-51-0	372	0
10.	12/26/19	Kenny Pickett	vs. Eastern Michigan*	27-39-0	361	3
11.	11/14/19	Kenny Pickett	North Carolina	25-41-0	359	1
12.	11/11/21	Kenny Pickett	North Carolina	25-43-1	346	3
13.	11/20/21	Kenny Pickett	Virginia	26-41-2	340	4
14.	11/30/19	Kenny Pickett	Boston College	30-40-1	323	0
15.	9/7/19	Kenny Pickett	Ohio	26-37-0	321	1
16.	11/17/18	Kenny Pickett	@Wake Forest	23-30-0	316	3
17.	11/12/16	Nathan Peterman	@Clemson	22-37-0	308	5
	9/1/22	Kedon Slovis	West Virginia	16-24-0	308	1
19.	10/1/22	Kedon Slovis	Georgia Tech	26-45-1	305	3
20.	10/23/21	Kenny Pickett	Clemson	25-39-0	302	2
	10/21/23	Christian Veilleux	@Wake Forest	28-45-0	302	2

\*Quick Lane Bowl (Detroit, Mich.)

## HIGHLY OFFENSIVE:

- ✓ Pat Narduzzi's tenure has witnessed five of the top seven most prolific offensive performances in school history.

### ALL-TIME PITT TOP TOTAL OFFENSE GAMES

No.	Date	Opponent	Rush	Pass	Total	Result
1.	9/25/21	New Hampshire	252	455	707	W, 77-7
2.	11/10/18	Virginia Tech	492	162	654	W, 52-22
3.	9/9/95	Eastern Michigan	315	333	648	W, 66-30
4.	10/25/97	@Rutgers	175	470	645	W, 55-48 (20T)
5.	11/26/16	Syracuse	393	251	644	W, 76-61
6.	11/7/21	@Duke	220	416	636	W, 54-29
7.	10/27/18	Duke	484	150	634	W, 54-45
8.	9/22/12	Gardner-Webb	229	397	626	W, 55-10
9.	10/15/88	Temple	279	336	615	W, 42-7
10.	10/18/75	@Army	530	80	610	W, 52-20

Entries in **bold** denote Pat Narduzzi-coached teams.

## DEFENSIVE NOTES

### OFFENSIVE DEFENSE:

- √ The Panthers lead the ACC (tied) and rank seventh nationally with two defensive touchdowns.
- √ M.J. Devonshire's 86-yard interception return for a touchdown against nationally ranked Louisville (Oct. 14) proved crucial in the 38-21 upset.
- √ Devonshire is the Panthers' active leader in defensive touchdowns with three (all via interceptions).
- √ His 86-yard INT return TD was the longest by a Pitt player since Sept. 13, 1997, when Chiffon Allen had a 97-yarder for a score at Houston.
- √ Pitt had its first defensive score of the 2023 season when freshman linebacker Braylan Lovelace scooped up a fumble by Virginia Tech quarterback Kyron Drones and returned it for a 4-yard touchdown (Sept. 30).
- √ It marked the first collegiate fumble recovery (and touchdown) for Lovelace.
- √ Lovelace is Pitt's first true freshman to score a defensive touchdown since cornerback Jason Pinnock had a fumble recovery in the end zone against Oklahoma State in 2017.

### CAREER PICK SIXES:

- √ M.J. Devonshire has three career interception returns for touchdowns, tying the all-time Pitt record.
- √ Devonshire shares the mark with two other players: safety Billy Owens (1983-87) and linebacker Malcolm Postell (2000-04).
- √ The ACC record for career pick sixes is four held by Wake Forest's Alphonso Smith (2005-08) and Virginia's Randy Neal (1991-94).
- √ The NCAA record of five is held by four players: Tennessee's Jackie Walker (1969-71), San Jose State's Ken Thomas (1979-82), California's Deltha O'Neal (1996-99) and Oklahoma State's Darrent Williams (2001-04).

### TDS BY THE "D":

- √ Pitt has scored 23 defensive touchdowns under Pat Narduzzi. Pitt is 16-6 under Narduzzi when scoring a defensive TD.
- √ Pitt has scored 47 defensive TDs since the 2000 season. The Panthers are 38-6 when scoring at least one defensive TD in a game since 2000.
- √ Pitt ranked third nationally and first in the ACC with five defensive touchdowns in 2022. It marked the second consecutive year Pitt scored five defensive TDs.
- √ In 2021, the Panthers led the ACC and ranked fourth nationally in defensive touchdowns.
- √ Pitt led the country in combined defensive touchdowns (10) and pick sixes (eight) over the 2021 and 2022 seasons.

### PITT DEFENSIVE TOUCHDOWNS UNDER PAT NARDUZZI

Date	Opponent	Player	Score
11/7/15	Notre Dame	Ejuan Price	32-yard fumble return
11/21/15	Louisville	Avonte Maddox	30-yard interception return
12/28/15	vs. Navy*	Jordan Whitehead	22-yard fumble return
9/17/16	@Okla. State	Matt Galambos	2-yard fumble return
10/1/16	Marshall	Avonte Maddox	33-yard interception return
10/15/16	@Virginia	Jordan Whitehead	59-yard interception return
11/26/16	Syracuse	Dane Jackson	20-yard interception return
9/16/17	Okla. State	Jason Pinnock	Fumble recovery in end zone
10/6/18	Syracuse	Dane Jackson	35-yard fumble return
10/5/19	@Duke	Paris Ford	26-yard interception return
11/7/20	@Florida State	Brandon Hill	50-yard interception return
9/25/21	New Hampshire	Damarri Mathis	35-yard interception return
10/2/21	@Georgia Tech	John Petrishen	33-yard interception return
10/23/21	Clemson	SirVocea Dennis	50-yard interception return
12/4/21	vs. Wake Forest**	Erick Hallett II	19-yard interception return
12/30/21	vs. Michigan St.#	Cam Bright	26-yard fumble return
9/1/22	West Virginia	<b>M.J. Devonshire</b>	56-yard interception return
9/17/22	@W. Michigan	<b>Marquis Williams</b>	22-yard interception return
11/12/22	@Virginia	<b>M.J. Devonshire</b>	29-yard interception return
11/12/22	@Virginia	<b>Marquis Williams</b>	39-yard interception return
11/19/22	Duke	Brandon Hill	30-yard fumble return
9/30/23	@Virginia Tech	<b>Braylan Lovelace</b>	4-yard fumble return
10/14/23	Louisville	<b>M.J. Devonshire</b>	86-yard interception return

Names in **bold** denote current players

\* Military Bowl (Annapolis, Md.)

\*\* Subway ACC Championship Game (Charlotte, N.C.)

# Chick-fil-A Peach Bowl (Atlanta, Ga.)

### CASE FOR THE DEFENSE:

- √ Through seven games this season, Pitt ranks 26th nationally and fifth in the ACC in total defense, surrendering 321.7 yards per game.
- √ Since 2019, the Panthers have annually ranked among the best total defenses in the ACC and nationally.
- √ The Panthers' 2022 Sun Bowl champion team ranked 22nd nationally and fourth in the ACC in total defense, yielding 329.9 yards per contest.

### PITT TOTAL DEFENSE RANKINGS: 2019-PRESENT

Year	Yards/Game	NCAA Rank	ACC Rank
2019	312.9	15th	3rd
2020	339.5	20th	2nd
2021	353.6	39th	5th
2022	329.9	22nd	4th
<b>2023</b>	<b>321.7</b>	<b>26th</b>	<b>5th</b>

# PITT GAME NOTES AND ANECDOTES



## TOTAL "D" PERFORMANCES:

- √ During Pat Narduzzi's tenure, Pitt has held an opponent under 250 yards 22 times. Pitt is 19-3 in those contests, including a 10-1 mark against ACC foes.
- √ The Panthers are 12-0 under Narduzzi when holding an opponent under 200 total yards (1-0 this season).
- √ In the season-opening 45-7 win over Wofford (Sept. 2), Pitt yielded just 126 total yards.
- √ The Panthers gave up only 211 total yards in their 17-6 setback at West Virginia (Sept. 16). It marked only the third time a Pat Narduzzi team surrendered less than 250 yards and lost.

## PITT TOP TOTAL DEFENSE GAMES UNDER PAT NARDUZZI

No.	Date	Opponent	Rush	Pass	Total	Result
1.	10/3/15	@Virginia Tech	9	91	100	W, 17-13
2.	9/12/15	@Akron	42	63	105	W, 24-7
<b>3.</b>	<b>9/2/23</b>	<b>Wofford</b>	<b>-1</b>	<b>127</b>	<b>126</b>	<b>W, 45-7</b>
4.	9/12/20	Austin Peay	1	136	137	W, 55-0
5.	11/12/22	@Virginia	-8	152	144	W, 37-7
6.	11/5/22	Syracuse	25	120	145	W, 19-9
7.	9/25/21	New Hampshire	100	60	160	W, 77-7
8.	9/28/19	Delaware	43	127	170	W, 17-14
9.	9/19/20	Syracuse	51	120	171	W, 21-10
10.	9/3/16	Villanova	53	119	172	W, 28-7
11.	9/17/22	@W. Michigan	50	130	180	W, 34-13
12.	11/2/19	@Georgia Tech	86	108	194	W, 20-10
13.	12/31/18	vs. Stanford*	103	105	208	L, 13-14
	10/26/19	Miami	54	154	208	L, 12-16
15.	9/4/21	Massachusetts	42	167	209	W, 51-7
<b>16.</b>	<b>9/16/23</b>	<b>@West Virginia</b>	<b>151</b>	<b>60</b>	<b>211</b>	<b>L, 6-17</b>
17.	9/7/19	Ohio	35	177	212	W, 20-10
18.	9/26/20	Louisville	116	107	223	W, 23-20
19.	10/16/21	@Virginia Tech	90	134	224	W, 28-7
20.	11/24/17	Miami	45	187	232	W, 24-14
21.	11/27/21	@Syracuse	25	217	242	W, 31-14
22.	11/2/18	@Virginia	44	205	249	W, 23-13

\* Sun Bowl (El Paso, Texas)

## SACK MASTERS:

- √ Through seven contests, Pitt has compiled 22 sacks. The Panthers' average of 3.14 sacks per game leads the ACC (tied) and ranks 11th nationally.
- √ Pitt has finished in the top two nationally in sacks per game each of the past four seasons (2019-22).
- √ Pitt collected 199 sacks from 2019-22, the highest total in the nation over that span. The Panthers had 21 more sacks than the next team (Clemson with 178).

## PITT TEAM SACKS RANKINGS: 2019-PRESENT

Year	Sacks/Game	NCAA Rank	ACC Rank
2019	3.92	T-1st	1st
2020	4.18	2nd	1st
2021	3.86	2nd	1st
2022	3.69	2nd	2nd
<b>2023</b>	<b>3.14</b>	<b>11th</b>	<b>1st</b>

## BRINGING HEAT:

- √ Under the direction of Pat Narduzzi, Pitt has collected at least five sacks in a game 27 times. Pitt is 25-2 in those contests.
- √ The Panthers compiled a season-high five sacks against North Carolina (Sept. 23).

## PITT GAMES WITH AT LEAST FIVE SACKS 2015-PRESENT

Date	Opponent	Sacks	Yards Lost	Result
9/5/15	Youngstown State	6	38	W, 45-37
10/3/15	@Virginia Tech	7	57	W, 17-13
11/21/15	Louisville	7	58	W, 45-34
9/3/16	Villanova	6	58	W, 28-7
11/19/16	Duke	5	20	W, 56-14
9/1/18	Albany	5	33	W, 33-7
11/2/18	@Virginia	5	46	W, 23-13
9/7/19	Ohio	6	47	W, 20-10
9/21/19	UCF	6	35	W, 35-34
9/28/19	Delaware	6	30	W, 17-14
10/18/19	@Syracuse	9	60	W, 27-20
11/14/19	North Carolina	5	29	W, 34-27 (OT)
9/19/20	Syracuse	7	40	W, 21-10
9/26/20	Louisville	7	28	W, 23-20
10/10/20	@Boston College	6	62	L, 30-31 (OT)
11/7/20	@Florida State	7	50	W, 41-17
9/4/21	Massachusetts	5	34	W, 51-7
9/11/21	@Tennessee	5	34	W, 41-34
11/6/21	@Duke	6	47	W, 54-29
11/11/21	North Carolina	5	30	W, 30-23 (OT)
11/20/21	Virginia	5	31	W, 48-38
11/27/21	@Syracuse	5	39	W, 31-14
12/4/21	vs. Wake Forest*	5	35	W, 45-21
11/5/22	Syracuse	6	27	W, 19-9
11/12/22	@Virginia	8	69	W, 37-7
11/26/22	@Miami	6	44	W, 42-16
9/23/23	North Carolina	5	27	L, 24-41

\* ACC Championship Game (Charlotte, N.C.)



## BLUE & GOLD RUSH:

- √ Since the 2000 season, when the NCAA began officially tracking defensive statistics, Pitt has collected more than 40 sacks in a season eight times.
- √ Under Pat Narduzzi (since 2015), the Panthers have accomplished that feat five times.
- √ Pitt collected a modern record 54 sacks during its 2021 ACC championship season.

### PITT MOST TEAM SACKS IN A SEASON (SINCE 2000)

No.	Year	Sacks	Games	Sacks/Game
<b>1.</b>	<b>2021</b>	<b>54</b>	<b>14</b>	<b>3.86</b>
<b>2.</b>	<b>2019</b>	<b>51</b>	<b>13</b>	<b>3.92</b>
<b>3.</b>	<b>2022</b>	<b>48</b>	<b>13</b>	<b>3.69</b>
4.	2009	47	13	3.62
<b>5.</b>	<b>2020</b>	<b>46</b>	<b>11</b>	<b>4.18</b>
<b>6.</b>	<b>2016</b>	<b>43</b>	<b>13</b>	<b>3.31</b>
	2011	43	13	3.31
8.	2001	42	12	3.50

Entries in **bold** denote Pat Narduzzi-coached teams.

## TALKIN' TFLs:

- √ Through seven contests this season, Pitt has totaled 51 tackles for loss. The Panthers rank 14th nationally and third in the ACC with an average of 7.3 TFLs per game.
- √ Pitt has finished among the national top 25 in team tackles for loss each of the past four seasons (2019-22).

### PITT TEAM TFL RANKINGS: 2019-PRESENT

Year	TFL/Game	NCAA Rank	ACC Rank
2019	7.9	9th	3rd
2020	10.1	2nd	1st
2021	8.0	5th	1st
2022	7.0	18th	4th
<b>2023</b>	<b>7.3</b>	<b>14th</b>	<b>3rd</b>

## GROUND DEFENSE:

- √ The Panthers are surrendering an average of 126.4 rushing yards this season, the sixth lowest average in the ACC (45th nationally).
- √ Pitt led the ACC and ranked seventh nationally against the run last year, yielding just 98.0 yards per contest.
- √ The Panthers have ranked among the country's top 12 rushing defenses in each of the past four seasons (2019-22). Only two other schools can make that claim: Georgia and Wisconsin.
- √ The Panthers also boasted the ACC's stingiest defense against the run each season over that span.

### PITT RUSH DEFENSE RANKINGS: 2019-PRESENT

Year	Rush Yards/Game	NCAA Rank	ACC Rank
2019	108.5	12th	1st
2020	93.5	3rd	1st
2021	89.3	6th	1st
2022	98.0	7th	1st
<b>2023</b>	<b>126.4</b>	<b>45th</b>	<b>6th</b>

## SUPER STINGY:

- √ Pitt is 35-11 under Pat Narduzzi when it holds an opponent under 100 rushing yards (2-1 this year).

### LOWEST PITT OPPONENT RUSHING UNDER PAT NARDUZZI

No.	Date	Opponent	Att. -Yds.	Avg.	Result
1.	11/12/22	@Virginia	24-(-8)	(-0.33)	W, 37-7
2.	11/21/15	Louisville	24-(-1)	(-0.04)	W, 45-34
	<b>9/2/23</b>	<b>Wofford</b>	<b>19-(-1)</b>	<b>(-0.05)</b>	<b>W, 45-7</b>
4.	9/12/20	Austin Peay	22-1	(0.05)	W, 55-0
5.	10/3/15	@Virginia Tech	33-9	0.27	W, 17-13
6.	9/24/16	@North Carolina	22-18	0.82	L, 36-37
7.	11/19/16	Duke	22-25	1.14	W, 56-14
	11/27/21	@Syracuse	30-25	0.83	W, 31-14
	11/5/22	Syracuse	25-25	1.00	W, 19-9
10.	11/20/21	Virginia	24-27	1.13	W, 48-38
11.	10/10/20	@Boston College	41-30	0.73	L, 30-31 (OT)
12.	9/7/19	Ohio	29-35	1.21	W, 20-10
13.	9/12/15	@Akron	24-42	1.75	W, 24-7
	9/4/21	Massachusetts	27-42	1.56	W, 51-7
15.	9/28/19	Delaware	31-43	1.39	W, 17-14
16.	11/2/18	@Virginia	26-44	1.69	W, 23-13
17.	11/24/17	Miami	23-45	1.96	W, 24-14
18.	11/12/16	@Clemson	25-50	2.00	W, 43-42
	9/17/22	@W. Michigan	29-50	1.72	W, 34-13
20.	10/18/19	@Syracuse	34-51	1.50	W, 27-20
	9/19/20	Syracuse	34-51	1.50	W, 21-10
22.	9/3/16	Villanova	33-53	1.61	W, 28-7
23.	10/26/19	Miami	27-54	2.00	L, 12-16
24.	9/30/17	Rice	23-55	2.39	W, 42-10
25.	12/30/21	vs. Michigan State*	36-56	1.55	L, 31-21
26.	9/1/18	Albany	28-60	2.14	W, 33-7
27.	10/3/20	NC State	30-62	2.07	L, 29-30
28.	9/24/22	Rhode Island	22-63	2.86	W, 45-24
	11/19/22	Duke	27-63	2.33	W, 28-26
30.	10/30/21	Miami	29-64	2.21	L, 34-38
31.	10/2/21	@Georgia Tech	31-73	2.35	W, 52-21
32.	9/10/16	Penn State	31-74	2.39	W, 42-39
33.	10/21/17	@Duke	26-76	2.92	W, 24-17
<b>34.</b>	<b>9/23/23</b>	<b>North Carolina</b>	<b>39-77</b>	<b>1.97</b>	<b>L, 24-41</b>
35.	10/13/18	@Notre Dame	38-80	2.11	L, 14-19
36.	12/4/21	vs. Wake Forest**	39-82	2.10	W, 45-21
37.	9/21/19	UCF	34-85	2.50	W, 35-34
38.	10/15/16	@Virginia	26-86	3.31	W, 45-31
	11/2/19	@Georgia Tech	29-86	2.97	W, 20-10
	10/29/22	@North Carolina	30-86	2.86	L, 24-42
41.	11/11/21	North Carolina	38-88	2.32	W, 30-23 (OT)
42.	10/16/21	@Virginia Tech	28-90	3.21	W, 28-7
43.	9/10/22	Tennessee	35-91	2.60	L, 27-34 (OT)
<b>44.</b>	<b>10/14/23</b>	<b>Louisville</b>	<b>33-80</b>	<b>2.42</b>	<b>W, 38-21</b>
45.	11/9/17	North Carolina	32-96	3.00	L, 31-34
46.	12/10/20	@Georgia Tech	29-98	3.37	W, 34-20

\*Chick-fil-A Peach Bowl (Atlanta, Ga.)

\*\*ACC Championship Game (Charlotte, N.C.)

## BAM FINDING FUMBLES:

- √ Defensive end Bam Brima has a team-high two fumble recoveries this season.
- √ He is tied for the ACC lead and ranks fifth nationally in fumble recoveries.
- √ Brima recorded his recoveries against Wofford (Sept. 2) and West Virginia (Sept. 16).
- √ The last Pitt player to recover three fumbles in a season was safety Erick Hallett II in 2022. Prior to Hallett, defensive end Rashad Weaver also had three recoveries in 2018.
- √ The last time a Pitt player recovered four fumbles in a season was in 1981. That year, defensive end Michael Woods collected a total of five fumbles.

## SPECIAL TEAMS NOTES

### BETTER CALL SAULS:

- √ Kicker Ben Sauls has accounted for a team-high 39 points this season, converting 6-of-9 field goals (66.7%) and each of his 21 extra-point attempts.
- √ Sauls has made 21 of his last 25 field goal attempts dating back to the 2022 season.
- √ Three of his misses have been from long range: 54 at Virginia (Nov. 12, 2022), a 58-yard miss against North Carolina (Sept. 23) and 51-yard miss at Virginia Tech (Sept. 30).

### POINTS APLENTY:

- √ In 2022, Ben Sauls compiled 107 points—converting 20-of-24 field goals (83%) and each of his 47 PATs—the third-highest kick scoring total in a season at Pitt.
- √ Sauls finished the 2022 season ranked 17th nationally and second in the ACC in field goals made per game (1.54). He finished 26th nationally and third in the ACC in points per game (8.2).

### PITT KICK SCORING IN A SEASON

No.	Name (Year)	PAT	FG	Pts.
1.	Sam Scarton (2021)	69	17	120
2.	Dan Hutchins (2009)	46	23	115
<b>3.</b>	<b>Ben Sauls (2022)</b>	<b>47</b>	<b>20</b>	<b>107</b>
4.	Kevin Harper (2012)	40	20	100
	Alex Kessman (2020)	31	23	100
6.	Carson Long (1976)	45	18	99
7.	Conor Lee (2008)	38	20	98
	Chris Blewitt (2014)	50	16	98
9.	Chris Blewitt (2016)	66	10	96
10.	Kevin Harper (2011)	32	21	95
	Alex Kessman (2019)	29	22	95

## SUN BOWL HERO:

- √ Ben Sauls had a heroic performance in Pitt's 37-35 win over UCLA in the 2022 Sun Bowl, converting each of his seven placements (five field goals and two PATs) in windy conditions, including a game-winning 47-yard kick with just four seconds left.
- √ He was named the John Folmer Sun Bowl Special Teams MVP and to the Associated Press All-Bowl Team.
- √ Sauls set Sun Bowl records for field goals made (five) and kick scoring (17 points), breaking marks originally set by Nebraska's Paul Rogers in 1969 (four field goals, 15 points).
- √ Sauls tied the Pitt single-game record for field goals made (Conor Lee at Notre Dame, 2008).

## BIG FOOT:

- √ In Pitt's 28-26 win over Duke (Nov. 19, 2022), Ben Sauls converted a 51-yard field goal, the Panthers' longest since Nov. 21, 2020, when Alex Kessman made kicks of 52 and 53 yards against Virginia Tech.
- √ There are only 25 field goals of 50 yards or more on record at Pitt.

### ALL-TIME LONGEST PITT FIELD GOALS

No.	Date	Name	Opponent	Distance
1.	10/10/20	Alex Kessman	@Boston College	58
2.	10/7/17	Alex Kessman	@Syracuse	56
	10/17/15	Chris Blewitt	@Georgia Tech	56
4.	10/6/18	Alex Kessman	Syracuse	55
	9/23/17	Alex Kessman	@Georgia Tech	55
6.	10/26/19	Alex Kessman	Miami	54
	10/27/18	Alex Kessman	Duke	54
	10/6/18	Alex Kessman	Syracuse	54
	9/3/94	David Merrick	Texas	54
10.	11/21/20	Alex Kessman	Virginia Tech	53
	11/2/18	Alex Kessman	@Virginia	53
12.	11/21/20	Alex Kessman	Virginia Tech	52
	1/2/15	Chris Blewitt	vs. Houston	52*
	11/5/11	Kevin Harper	Cincinnati	52
	9/29/84	Mark Brasco	West Virginia	52
	11/16/74	Carson Long	@Notre Dame	52
	11/11/61	Fred Cox	Notre Dame	52
<b>18.</b>	<b>11/19/22</b>	<b>Ben Sauls</b>	<b>Duke</b>	<b>51</b>
	11/7/20	Alex Kessman	@Florida State	51
	12/26/19	Alex Kessman	vs. Eastern Michigan	51**
	11/14/15	Chris Blewitt	@Duke	51
	11/11/78	David Trout	West Virginia	51
23.	9/24/16	Chris Blewitt	@North Carolina	50
	9/25/76	Carson Long	Temple	50
	11/24/73	Carson Long	@Penn State	50

\* Lockheed Martin Armed Forces Bowl (Fort Worth, Texas)

\*\* Quick Lane Bowl (Detroit, Mich.)

## BLOCK PARTY:

- √ Pitt ranks first nationally (tied) with two blocked punts this season.
- √ Freshman linebacker Rasheem Biles is responsible for both blocks, swatting punts in consecutive games against North Carolina (Sept. 23) and West Virginia (Sept. 16).
- √ Biles is the first Pitt player with multiple punt blocks in a season since Andrew Taglianetti had two in 2010. Taglianetti is also the last Pitt player with three blocks in a season (2008).
- √ Biles' two blocks are tied for the FBS lead (with six other players).
- √ Last season, Pitt led the ACC (tied) and ranked 14th nationally with two blocked punts.
- √ Under Pat Narduzzi, the Panthers have blocked 20 kicks overall since the 2015 season.

### PITT'S BLOCKED KICKS UNDER PAT NARDUZZI

Date	Opponent	Player	Type
9/19/15	@Iowa	Ryan Lewis	Punt*
10/10/15	Virginia	Ejuan Price	PAT
10/17/15	@Georgia Tech	Shakir Soto	Field Goal
10/29/15	North Carolina	Quintin Wirginis	Punt
12/28/15	vs. Navy	Avonte Maddox	PAT**
9/17/16	@Oklahoma State	George Aston	Punt
11/26/16	Syracuse	Ejuan Price	PAT
12/28/16	vs. Northwestern	Chawntez Moss	Punt***
9/2/17	Youngstown State	James Folston Jr.	Punt
10/21/17	@Duke	Alex Bookser	Field Goal
9/21/19	UCF	Aaron Mathews	Punt^
9/28/19	Delaware	Wendell Davis	Punt
9/12/20	Austin Peay	Todd Sibley Jr.	Punt^^
11/28/20	@Clemson	John Petrishen	Punt
10/2/21	@Georgia Tech	SirVocea Dennis	Field Goal
<b>9/10/22</b>	<b>Tennessee</b>	<b>Phillip O'Brien Jr.</b>	<b>Punt</b>
<b>10/8/22</b>	<b>Virginia Tech</b>	<b>Deandre Jules</b>	<b>PAT</b>
10/8/22	Virginia Tech	Habakkuk Baldonado	Punt
<b>9/16/23</b>	<b>@West Virginia</b>	<b>Rasheem Biles</b>	<b>Punt</b>
<b>9/23/23</b>	<b>North Carolina</b>	<b>Rasheem Biles</b>	<b>Punt</b>

Names in **bold** denote current players.

\* returned 28 yards for a TD by Pat Amara Jr.

\*\* Military Bowl (Annapolis, Md.)

\*\*\* Pinstripe Bowl (Bronx, N.Y.)

^ returned 18 yards for a TD by Wendell Davis

^^ returned 11 yards for a TD by Todd Sibley Jr.

## FLASHY FRESHMAN :

- √ Freshman Kenny Johnson averages 33.7 yards per kickoff return (seven for 236 yards). That average would rank second in the FBS but Johnson falls under the NCAA minimum of 1.2 returns per game.
- √ Johnson had a 100-yard kickoff return touchdown—tied for the longest by an FBS player this year—against North Carolina (Sept. 23). It was Pitt's first kickoff return TD since Nov. 20, 2021, when Israel Abanikanda had a 98-yarder against Virginia.
- √ It was Pitt's first 100-yard kickoff return TD since Quadree Henderson against Miami on Nov. 5, 2016. Johnson is the first true freshman with a kick return TD since Quadree Henderson in 2015.

## RETURN GAME TOUCHDOWNS:

- √ Since the 2000 season, Pitt has 29 kick returns for touchdowns (15 on kickoffs and 14 on punts). Seventeen of those TDs have occurred during Pat Narduzzi's tenure.
- √ The most recent was Kenny Johnson's 100-yard kickoff return touchdown against North Carolina on Sept. 23.

### PITT KICKOFF RETURN TDs SINCE 2000

Date	Opponent	Player	Yards
9/23/00	Rutgers	Torrie Cox	86
9/18/04	Nebraska	Marcus Furman	96
9/9/05	@Ohio	LaRod Stephens-Howling	95
11/3/05	@Louisville	Terrell Allen	97
10/13/06	@UCF	Lowell Robinson	97
10/15/11	Utah	Buddy Jackson	98
9/5/15	Youngstown State	Avonte Maddox	89
12/28/15	vs. Navy*	Quadree Henderson	100
9/3/16	Villanova	Quadree Henderson	96
10/15/16	@Virginia	Quadree Henderson	93
11/5/16	@Miami	Quadree Henderson	100
9/1/18	Albany	Maurice Ffrench	91
10/13/18	@Notre Dame	Maurice Ffrench	99
11/20/21	Virginia	Israel Abanikanda	98
<b>9/23/23</b>	<b>North Carolina</b>	<b>Kenny Johnson</b>	<b>100</b>

\* Military Bowl (Annapolis, Md.)

### PITT PUNT RETURN TDs SINCE 2000

Date	Opponent	Player	Yards
12/26/02	Oregon State*	Shawn Robinson	66
10/8/05	Cincinnati	Darrelle Revis	79
11/16/06	West Virginia	Darrelle Revis	73
10/15/11	Utah+	Antwan Reed	10 (BLK)
10/13/12	Louisville\$	Todd Thomas	41 (BLK)
12/26/13	Bowling Green#	Tyler Boyd	54
9/19/15	@Iowa%	Pat Amara Jr.	28 (BLK)
11/19/16	Duke	Quadree Henderson	65
9/23/17	@Georgia Tech	Quadree Henderson	80
10/28/17	Virginia	Quadree Henderson	75
9/29/18	@UCF	Rafael Araujo-Lopes	86
9/21/19	UCF^	Wendell Davis	18 (BLK)
9/12/20	Austin Peay**	Todd Sibley Jr.	11 (BLK)
<b>9/24/22</b>	<b>Rhode Island</b>	<b>M.J. Devonshire</b>	<b>82</b>

Names in **bold** denote current players.

\* Insight Bowl (Phoenix, Ariz.)

+ Antwan Reed returned blocked punt by Andrew Taglianetti for TD

\$ Todd Thomas recovered his own blocked punt in end zone

# Little Caesars Pizza Bowl (Detroit, Mich.)

% Pat Amara Jr. returned blocked punt by Ryan Lewis for TD

^ Wendell Davis returned blocked punt by Aaron Mathews for TD

\*\* Todd Sibley Jr. returned his own blocked punt for TD

## **GAVIN BARTHOLOMEW—TIGHT END**

Allstate AFCA Good Works Team  
 College Football Network All-ACC (second team)  
 Athlon All-AC (third team)  
 Phil Steele All-ACC (third team)  
 John Mackey Award Watch List  
 Wuerffel Trophy Watch List

## **DEVIN DANIELSON—DEFENSIVE TACKLE**

Athlon All-ACC (fourth team)

## **M.J. DEVONSHIRE—CORNERBACK**

Paycom Jim Thorpe Award Player of the Week (Louisville)  
 Senior Bowl Co-Defensive Player of the Week (Louisville)  
 ACC Defensive Back of the Week (Louisville)  
 College Football Network All-ACC (first team, CB)  
 College Football Network All-ACC (first team, PR)  
 Athlon All-ACC (second team, CB)  
 Athlon All-ACC (second team, PR)  
 Phil Steele All-ACC (first team, PR)  
 Phil Steele All-ACC (second team, CB)  
 Chuck Bednarik Award Watch List  
 Paul Hornung Award Watch List  
 Senior Bowl Watch List  
 Shrine Bowl 1000

## **BYRON FLOYD—LONG SNAPPER**

Pro Football Focus Midseason All-American (first team)

## **MATT GONCALVES—OFFENSIVE TACKLE**

All-ACC (Official ACC Media Panel)  
 College Football Network All-ACC (first team)  
 Athlon All-ACC (second team)  
 Phil Steele All-ACC (second team)  
 Outland Trophy Watch List  
 Senior Bowl Watch List  
 Shrine Bowl 1000

## **DAVID GREEN—DEFENSIVE TACKLE**

Wuerffel Trophy Nominee

## **RODNEY HAMMOND JR.—RUNNING BACK**

Athlon All-ACC (second team)  
 Phil Steele All-ACC (third team)  
 Doak Walker Award Watch List

## **DAYON HAYES—DEFENSIVE END**

Athlon All-ACC (fourth team)  
 College Football Network All-ACC (HM)

## **PHIL JURKOVEC—QUARTERBACK**

Maxwell Award Watch List  
 Johnny Unitas Golden Arm Award Watch List  
 Senior Bowl Watch List  
 Shrine Bowl 1000

## **BANGALLY KAMARA—LINEBACKER**

Athlon All-ACC (third team)  
 Phil Steele All-ACC (third team)  
 College Football Network All-ACC (HM)

## **JAKE KRADEL—CENTER**

Athlon All-ACC (second team)  
 Phil Steele All-ACC (fourth team)  
 College Football Network All-ACC (HM)  
 Rimington Trophy Watch List  
 Shrine Bowl 1000

## **BUB MEANS—WIDE RECEIVER**

Senior Bowl Watch List

## **KONATA MUMPFIELD—WIDE RECEIVER**

College Football Network All-ACC (second team)  
 Athlon All-ACC (third team)  
 Phil Steele All-ACC (third team)

## **SAMUEL OKUNLOLA—DEFENSIVE END**

ACC Rookie of the Week (Louisville)

## **BEN SAULS—PLACEKICKER**

Athlon All-ACC (first team)  
 College Football Network ACC Specialist of the Year  
 College Football Network All-ACC (first team, KO Spec.)  
 College Football Network All-ACC (second team, PK)  
 Phil Steele All-ACC (first Team)  
 Lou Groza Award Watch List

## **SHAYNE SIMON—LINEBACKER**

Athlon All-ACC (third team)  
 College Football Network All-ACC (HM)  
 NFF William V. Campbell Trophy Semifinalist

## **MARQUIS WILLIAMS—CORNERBACK**

Athlon All-ACC (third team)

## **A.J. WOODS—CORNERBACK**

College Football Network All-ACC (third team)

## **TEAM**

*ESPN College Football Final "Helmet Sticker" (Louisville)*

*(as of October 22)*



## 11 • QB • CHRISTIAN VEILLEUX

SO\* • 6-4, 220 • Ottawa, Ontario


- First year at Pitt following Penn State transfer
- Started last two games (Louisville, Wake Forest)
- Career-best 302 yards on 28-of-45 passing at WF
- 2023: 52-of-98 for 647 yards, 5 TD, 2 INT
- At PSU (2021-22), 23-of-35 for 282 yards with 3 TD, 0 INT in 5 games played



## 19 • QB • NATE YARNELL

SO\* • 6-6, 215 • Austin, Texas


- 2023: Yet to see game action
- 2022: Two games, one start (at W. Michigan)
- Led 34-13 win at WMU, completing 9-of-12 for 179 yards and a TD
- Career: 10-of-14 for 195 yards, 1 TD, 0 INT



## 6 • RB • RODNEY HAMMOND JR.

JR • 5-9, 195 • Norfolk, Va.

- 2023: 60 carries, 247 yards, 3 TD; 41 rec. yards
- 2022 Sun Bowl MVP, rushing for 94 yards and 2 TD in upset victory over No. 18 UCLA
- 2022: Pitt's 2nd-leading rusher (460 yds, 5 TD)
- Career: 1,211 rushing yards, 15 total TD



## 24 • RB • C'BO FLEMISTER

SR+ • 5-11, 205 • Williamson, Ga.

- Second year at Pitt (2022 transfer from ND)
- 2023: 68 carries, 282 yards, 3 total TD
- Pitt career-high 105 rush yards at WF (10/21)
- 61-yd TD catch at VT (9/30); 2 rush TD vs. UL (10/14)
- 2022: Rushed for 221 yards, 2 TD



## 4 • RB • DANIEL CARTER

SR\* • 5-10, 230 • Margate, Fla.

- Versatile veteran: RB, FB, special teams player
- 2023: 23 carries, 104 yards, 2 TD (career highs)
- Started 2023 opener vs. Wofford, posting a career-best game of 11 carries, 65 yards, 1 TD
- Career: 61 carries, 241 yards, 6 TD



## 0 • WR • BUB MEANS

SR\* • 6-2, 215 • Lovejoy, Ga.

- Second year at Pitt following 2022 transfer from La. Tech; began career as Tennessee DB
- 2023: 20 catches, 326 yards, 3 TD
- 2022: 27 catches, 401 yards, 2 TD
- Named to Bruce Feldman's 2023 "Freaks" list



## 9 • WR • KONATA MUMPFIELD

JR • 6-1, 185 • Hoschton, Ga.

- Second year at Pitt after 2022 transfer (Akron)
- 2023: Team-high 30 catches, 347 yards, 3 TD
- 2022: 58 catches for 551 yards with 1 TD
- 2021 Freshman All-American at Akron, posting 63 catches for 751 yards and 8 TD



## 3 • WR • DAEJON REYNOLDS

SO\* • 6-2, 210 • Springfield, Ill.

- First year at Pitt following Florida transfer
- 2023: 11 receptions for 154 yards
- At Florida (2021-22), played in nine games, totaling 12 catches for 239 yards and 2 TD
- Achieved career highs in 2022 with 8 catches for 165 yards and 2 TD vs. Vanderbilt



## 86 • TE • GAVIN BARTHOLOMEW

JR • 6-5, 250 • Schuylkill Haven, Pa.

- Third-year starter who has played in every game during his Pitt career (34 GP, 25 GS)
- 2023: 310 yards on 17 catches, 1 TD
- 2022: 21 catches for 283 yards, 2 TD
- Career: 66 catches for 919 yards, 7 TD



## 8 • TE • KARTER JOHNSON

SR\* • 6-2, 255 • Pickerington, Ohio

- Former JUCO transfer in second season at Pitt
- 2023: 3 catches, 34 yards, 1 TD
- Most Improved Offensive Player of the spring
- Former prep defensive line prospect who weighed 330 pounds at TCU in 2019



## 70 • OT • RYAN BAER

FR\* • 6-7, 330 • Eastlake, Ohio


- Has played in 9 career games, starting 4
- Entered the starting lineup for the first time following the season-ending injury to team captain and LT Matt Goncalves
- Started at RT each of the last 4 games



## 78 • OT • BRANSON TAYLOR

JR\* • 6-5, 330 • Lorain, Ohio

- Has played in 35 career games, starting 11
- Switched to LT for the last 4 games after the injury to team captain Matt Goncalves
- Played in all 13 games last season, 4 starts
- Lettered as a redshirt freshman as a reserve OT and on the PAT/FG unit



## 53 • OC/OG • JAKE KRADEL

SR+ • 6-3, 305 • Butler, Pa.

- Leads the offensive line with 47 career games and 41 starts
- 12 career starts at center (eight in 2022)
- 2022 All-ACC (third team at guard and Honorable Mention at center)



## 68 • OG • BLAKE ZUBOVIC

SR+ • 6-4, 330 • Belle Vernon, Pa.

- Has played in 39 career games, starting 20
- Played in all 13 games, making a career-high nine starts (all at right guard) in 2022
- Also owns one career start at center



**2 • DT • DAVID GREEN**  
**SR+ • 6-1, 285 • West Mifflin, Pa.**

- Voted a Pitt captain by his teammates
- Has played in 55 career games, starting 16
- 2023: 23 tackles, 3.0 TFL, 1.5 sacks
- 2022: 22 tackles, 4.5 TFL, 3.5 sacks, 1 FF
- Career: 13.5 TFL, 8.0 sacks, 1 FF



**95 • DT • DEVIN DANIELSON**  
**SR+ • 6-2, 290 • Pittsburgh, Pa.**

- Has played in a team-high 58 career games over six seasons, making 18 starts
- 2023: 12 tackles, 1.5 sacks
- 2022: 17 tackles, 2.0 TFL
- Career: 10.5 TFL, 5.5 sacks



**0 • DT • DEANDRE JULES**  
**SR\* • 6-3, 310 • Germantown, Md.**

- Has played in 32 career games with 6 starts
- Switched to No. 0 from No. 90 this season
- 2023: 15 tackles, 5.0 TFL, 1.0 sack, 1 FF
- 4.0 TFL, 1.0 sack, 1 FF in ACC games this year
- Career: 9.0 TFL, 2.5 sacks, 1 FF, 1 block



**50 • DE • DAYON HAYES**  
**SR • 6-3, 265 • Pittsburgh, Pa.**

- Has played in 34 career games with 8 starts
- 2023: 22 tackles, 5.5 TFL, 2.0 sacks, 2 PBU
- In 2022, posted career highs with 4.0 TFL, 3.0 sacks in Pitt's dominant win at Miami
- Posted 3.0 TFL in 2021 Peach Bowl vs. MSU
- Career: 20.0 TFL, 10.0 sacks, 1 FF




**6 • DE • NATE TEMPLE**  
**SR\* • 6-4, 250 • Abbeville, S.C.**

- In the midst of a healthy return following injury-hindered 2022 campaign
- Has played in 22 career games with 5 starts
- 2023: 18 tackles, 1.5 TFL, 0.5 sacks
- 2022: Limited to season's initial three games



**32 • LB • SHAYNE SIMON**  
**SR+ • 6-3, 235 • West Orange, N.J.**

- Voted a Pitt captain by his teammates
- Second year at Pitt following 2022 graduate transfer from Notre Dame
- Started all 20 games played for the Panthers
- 2023: 27 tackles, 5.0 TFL, 3.0 sacks
- 2022: Career-high 46 tackles, 5.5 TFL, 2.0 sacks



**30 • LB • BRANDON GEORGE**  
**SR\* • 6-3, 245 • Reading, Pa.**

- Has played in 47 career games
- 2023: 26 tackles, 2.0 TFL, 1.0 sack
- Career-high 9 stops at West Virginia (9/16)
- 2022: 13 tackles, 1.5 TFL and 1.0 sack
- Career: 8.5 TFL and 2.0 sacks



**11 • LB • BANGALLY KAMARA**  
**SR • 6-2, 230 • Akron, Ohio**

- Second-year starter; 42 career games, 16 starts
- 2023: 25 tackles, 3.0 TFL, 1.0 sack
- 2022: Career-high 49 tackles, 3.0 TFL, 1.0 sack
- Career: 8.0 TFL, 4.0 sacks, 1 FF, 1 INT



**23 • LB • SOLOMON DESHIELDS**  
**JR\* • 6-3, 225 • Millville, N.J.**

- Has played in 37 career games with 6 starts
- 2023: 36 tackles, team-high 6.5 TFL, 2.0 sacks
- Career-high 8 stops at VT (10/1), WVU (9/16)
- 2022: 19 tackles, 5.0 TFL, 4.0 sacks
- Career: 11.5 TFL, 6.0 sacks, 1 FR



**12 • CB/PR • M.J. DEVONSHIRE**  
**SR\* • 5-11, 190 • Aliquippa, Pa.**

- 32 GP, 15 starts since 2021 transfer (Kentucky)
- 2023: 21 tackles, 8 PBU, 2 INT
- 86-yard INT return TD vs. Louisville (10/14); named Thorpe Award, ACC DB of the Week
- Career: 6 INT, 22 PBU, 4 total TD (3 via INT)



**14 • CB • MARQUIS WILLIAMS**  
**SR+ • 5-9, 180 • Pompano Beach, Fla.**

- Leads Pitt secondary with 55 career games and 41 starting assignments over six seasons
- 2023: 17 tackles, 1.5 TFL, 1 INT, 2 PBU
- 2022: 24 tackles, 1.0 TFL, 2 INT (2 TD), 1 FF
- Career: 6 INT, 9 PBU, 1 FF, 2 TD



**9 • CB • A.J. WOODS**  
**SR+ • 5-11, 195 • Germantown, Md.**

- 54 career games with 10 starts
- 2023: 21 tackles, 3.0 TFL, 2.0 sacks, 1 INT
- 2022: 28 tackles, 1 INT, team-high 13 PBUs
- Named to Bruce Feldman's 2023 "Freaks" list
- Career: 6.5 TFL, 4 INT, 22 PBU, 1 FF



**7 • FS • JAVON MCINTYRE**  
**SO\* • 6-1, 195 • Bear, Del.**

- Has played in 23 career games with 8 starts
- 2023: 45 tackles, 1.5 TFL, 4 PBU
- Career-best 9 tackles vs. Louisville (10/14)
- Made first career start in Sun Bowl vs. UCLA and tallied seven tackles with an INT
- Career: 3.0 TFL, 2 INT, 7 PBU



**3 • SS • DONOVAN MCMILLON**  
**JR • 6-2, 210 • McMurray, Pa.**

- First season at Pitt after transferring (Florida)
- 2023: Team-high 57 tackles in 7 games, 4 starts
- Recorded 18 tackles at West Virginia (9/16), the most by a Pitt defender since 2015
- Played in 25 games in two seasons at Florida
- WPIAL champ, PIAA medalist wrestler in H.S.

## #0 BUB MEANS WR

### • Means Career Highs

Receptions: 9 at Wake Forest (10-21-23)  
 Receiving Yards: 109 at Wake Forest (10-21-23)  
 Receiving TDs: 1, 7x, last at Wake Forest (10-21-23)  
 Long Reception: 75 (TD) at Virginia Tech (9-30-23)

## #2 KENNY JOHNSON WR

### • Johnson Career Highs

Receptions: 4 at Wake Forest (10-21-23)  
 Receiving Yards: 49 vs. Louisville (10-14-23)  
 Receiving TDs: 1 at Wake Forest (10-21-23)  
 Long Reception: 34 vs. Louisville (10-14-23)

## #3 DAEJON REYNOLDS WR

### • Reynolds Career Highs

Receptions: 8 at Vanderbilt (11-19-22)\*  
 Receiving Yards: 165 at Vanderbilt (11-19-22)\*  
 Receiving TDs: 2 at Vanderbilt (11-19-22)\*  
 Long Reception: 74 (TD) at Vanderbilt (11-19-22)\*  
 \*at Florida

## #4 DANIEL CARTER RB

### • Carter Career Highs

Rush Attempts: 11 vs. Wofford (9-2-23)  
 Rush Yards: 65 vs. Wofford (9-2-23)  
 Rush TDs: 1, 6x, last vs. North Carolina (9-23-23)  
 Long Rush: 22 vs. Wofford (9-2-23)  
 Receptions: 1, 8x, last at Wake Forest (10-21-23)  
 Receiving Yards: 11 at Duke (11-6-21)  
 Receiving TDs: 1 at Georgia Tech (10-2-21)

## #5 PHIL JURKOVEC QB

### • Jurkovec Career Highs

Pass Yards: 358 vs. Pitt (10-10-20)\*  
 Completions: 37 vs. North Carolina (10-3-20)\*  
 Attempts: 56 vs. North Carolina (10-3-20)\*  
 Pass TDs: 3, 5x, last vs. Cincinnati (9-9-23)  
 INTs: 3 at West Virginia (9-16-23)  
 Long Completion: 77 (TD) vs. Pitt (10-10-20)\*  
 Rush Yards: 94 vs. Georgia Tech (10-24-20)\*  
 Rush Attempts: 17 vs. Florida State (11-20-21)\*  
 Rush TDs: 3 at Georgia Tech (11-13-21)\*  
 Long Rush: 41 vs. Colgate (9-4-21)\*  
 \*at Boston College

## #6 RODNEY HAMMOND JR. RB

### • Hammond Career Highs

Rush Attempts: 28 vs. Syracuse (11-5-22)  
 Rush Yards: 124 vs. Syracuse (11-5-22)  
 Rush TDs: 3 vs. New Hampshire (9-25-21)  
 Long Rush: 29 at Louisville (10-22-22)  
 Receptions: 3, twice, last vs. North Carolina (9-23-23)  
 Receiving Yards: 55 vs. West Virginia (9-1-22)  
 Receiving TDs: 1, twice, last vs. Wake (12-4-21)  
 Long Reception: 49 vs. West Virginia (9-1-22)

## #7 MALCOLM EPPS TE

### • Epps Career Highs

Receptions: 4 vs. Rice (9-14-19)\*  
 Receiving Yards: 53 vs. Rice (9-14-19)\*  
 Receiving TDs: 1, 7x, last vs. Arizona State (10-1-22)\*\*  
 Long Reception: 41 (TD) at Colorado (10-2-21)\*\*  
 \*at Texas  
 \*\*at USC

## #8 KARTER JOHNSON TE

### • Johnson Career Highs

Receptions: 2, twice, last vs. Wofford (9-2-23)  
 Receiving Yards: 41 vs. Rhode Island (9-24-22)  
 Receiving TDs: 1 vs. Wofford (9-2-23)  
 Long Reception: 41 vs. Rhode Island (9-24-22)

## #9 KONATA MUMPFIELD WR

### • Mumpfield Career Highs

Receptions: 11 at W. Michigan (11-9-21)\*  
 Receiving Yards: 122 at W. Michigan (11-9-21)\*  
 Receiving TDs: 2, 3x, last vs. Cincinnati (9-9-23)  
 Long Reception: 48 at Bowling Green (10-9-21)\*  
 \*at Akron

## #11 CHRISTIAN VEILLEUX QB

### • Veilleux Career Highs

Pass Yards: 302 at Wake Forest (10-21-23)  
 Completions: 28 at Wake Forest (10-21-23)  
 Attempts: 45 at Wake Forest (10-21-23)  
 Pass TDs: 3 vs. Rutgers (11-20-21)\*  
 INTs: 2 vs. North Carolina (9-23-23)  
 Long Completion: 67 (TD) vs. Rutgers (11-20-21)\*  
 Rush Yards: 36 vs. Rutgers (11-20-21)\*  
 Rush Attempts: 10 vs. Rutgers (11-20-21)\*  
 Rush TDs: 0  
 Long Rush: 14 vs. Rutgers (11-20-21)\*  
 \*at Penn State

## #19 NATE YARNELL QB

### • Yarnell Career Highs

Pass Yards: 179 at Western Michigan (9-17-22)  
 Completions: 9 at Western Michigan (9-17-22)  
 Attempts: 12 at Western Michigan (9-17-22)  
 Pass TDs: 1 at Western Michigan (9-17-22)  
 INTs: 0  
 Long Completion: 39 at Western Michigan (9-17-22)  
 Rush Yards: -10 at Western Michigan (9-17-22)  
 Rush Attempts: 2 at Western Michigan (9-17-22)  
 Rush TDs: 0  
 Long Rush: 0 at Western Michigan (9-17-22)

## #23 ZION FOWLER-EL WR

### • Fowler-El Career Highs

Receptions: 1 vs. Wofford (9-2-23)  
 Receiving Yards: -3 vs. Wofford (9-2-23)  
 Receiving TDs: 0  
 Long Reception: -3 vs. Wofford (9-2-23)

## #24 C'BO FLEMISTER RB

### • Flemister Career Highs

Rush Attempts: 23 at Wake Forest (10-21-23)  
 Rush Yards: 127 vs. South Florida (9-19-20)\*  
 Rush TDs: 2, twice, last vs. Louisville (10-14-23)  
 Long Rush: 38 vs. Cincinnati (9-9-23)  
 Receptions: 2, twice, last at Virginia Tech (9-30-23)  
 Receiving Yards: 57 at Virginia Tech (9-30-23)  
 Receiving TDs: 1 at Virginia Tech (9-30-23)  
 Long Reception: 61 (TD) at Virginia Tech (9-30-23)  
 \*at Notre Dame

## #34 DERRICK DAVIS JR. RB

### • Davis Career Highs

Rush Attempts: 6 vs. Purdue (1-2-23)\*  
 Rush Yards: 29 vs. Purdue (1-2-23)\*  
 Rush TDs: 1 vs. Purdue (1-2-23)\*  
 Long Rush: 16 vs. UAB (11-19-22)\*  
 Receptions: 0  
 Receiving Yards: 0  
 Receiving TDs: 0  
 \*at LSU

## #84 JAKE MCCONNACHIE WR

### • McConnachie Career Highs

Receptions: 1 vs. Wofford (9-2-23)  
 Receiving Yards: 39 vs. Wofford (9-2-23)  
 Receiving TDs: 1 vs. Wofford (9-2-23)  
 Long Reception: 39 (TD) vs. Wofford (9-2-23)

## #86 GAVIN BARTHOLOMEW TE

### • Bartholomew Career Highs

Receptions: 5, twice, last vs. Tennessee (9-10-22)  
 Receiving Yards: 84 vs. Tennessee (9-10-22)  
 Receiving TDs: 1, 7x, last vs. Cincinnati (9-9-23)  
 Long Reception: 60 vs. Cincinnati (9-9-23)

## #90 BEN SAULS PK

### • Sauls Career Highs

FG Made: 5 vs. UCLA (12-30-22)  
 FG Attempted: 5 vs. UCLA (12-30-22)  
 Long FG: 51 vs. Duke (11-19-22)  
 PATs Made: 6, 3x, last at Miami (11-26-22)  
 PATs Attempted: 6, 3x, last at Miami (11-26-22)  
 Points: 17 vs. UCLA (12-30-22)  
 Kickoffs: 12 vs. New Hampshire (9-25-21)  
 Touchbacks: 8, twice, last at Virginia (11-12-22)

# PITT CAREER HIGHS: DEFENSE



## #0 DEANDRE JULES DT

### • Jules Career Highs

Tackles: 4 vs. Louisville (10-14-23)  
 TFLs: 2 at Virginia Tech (9-30-23)  
 Sacks: 1, twice, last vs. North Carolina (9-23-23)  
 Forced Fumbles: 1 vs. Louisville (10-14-23)

## #2 DAVID GREEN DT

### • Green Career Highs

Tackles: 7 at West Virginia (9-16-23)  
 TFLs: 1.5 at Duke (11-6-21)  
 Sacks: 1, 6x, last vs. North Carolina (9-23-23)  
 Forced Fumbles: 1 vs. Duke (11-19-22)

## #3 DONOVAN McMILLON SS

### • McMillon Career Highs

Tackles: 18 at West Virginia (9-16-23)  
 TFLs: 1 at Texas A&M (11-7-22)\*  
 Interceptions: 0  
 \*at Florida

## #4 NAHKI JOHNSON DE

### • Johnson Career Highs

Tackles: 3 vs. Rhode Island (9-24-22)  
 TFLs: 1 vs. Rhode Island (9-24-22)  
 Sacks: 1 vs. Rhode Island (9-24-22)

## #5 PHILLIP O'BRIEN JR. FS

### • O'Brien Career Highs

Tackles: 9 vs. Cincinnati (9-9-23)  
 TFLs: 0  
 Interceptions: 1 at Wake Forest (10-21-23)

## #6 NATE TEMPLE DE

### • Temple Career Highs

Tackles: 8 vs. Cincinnati (9-9-23)  
 TFLs: 1.0 vs. Louisville (10-14-23)  
 Sacks: 0.5, twice, last vs. North Carolina (9-23-23)

## #7 JAVON McINTYRE SS

### • McIntyre Career Highs

Tackles: 9 vs. Louisville (10-14-23)  
 TFLs: 1, twice, last vs. North Carolina (9-23-23)  
 Interceptions: 1, twice, last vs. UCLA (12-30-22)

## #8 SAMUEL OKUNLOLA DE

### • Okunlola Career Highs

Tackles: 4 vs. Louisville (10-14-23)  
 TFLs: 1, 3x, last vs. Louisville (10-14-23)  
 Sacks: 1, 3x, last vs. Louisville (10-14-23)  
 Forced Fumbles: 1 vs. Louisville (10-14-23)  
 Fumble Recoveries: 1 vs. Louisville (10-14-23)

## #9 A.J. WOODS CB

### • Woods Career Highs

Tackles: 7 at Florida State (11-7-20)  
 TFLs: 3 at Wake Forest (10-21-23)  
 Sacks: 2 at Wake Forest (10-21-23)  
 Interceptions: 1, 4x, last vs. Louisville (10-14-23)  
 Forced Fumbles: 1 vs. Virginia (11-20-21)

## #11 BANGALLY KAMARA LB

### • Kamara Career Highs

Tackles: 9 vs. West Virginia (9-1-22)  
 TFLs: 1.5 vs. UCLA (12-30-22)  
 Sacks: 1, 4x, last vs. Wofford (9-2-23)  
 Interceptions: 1 vs. UCLA (12-30-22)

## #12 M.J. DEVONSHIRE CB

### • Devonshire Career Highs

Tackles: 6, 4x, last at Wake Forest (10-21-23)  
 TFLs: 1 vs. Wake Forest (12-4-21)  
 Sacks: 0  
 Interceptions: 1, 6x, last at Wake Forest (10-21-23)

## #14 MARQUIS WILLIAMS CB

### • Williams Career Highs

Tackles: 7 vs. Louisville (10-14-23)  
 TFLs: 2 vs. Clemson (10-23-21)  
 Sacks: 0  
 Interceptions: 1, 6x, last vs. Cincinnati (9-9-23)  
 Forced Fumbles: 1 vs. West Virginia (9-1-22)

## #20 JORDAN BASS LB

### • Bass Career Highs

Tackles: 3 at Wake Forest (10-21-23)  
 TFLs: 1 at Wake Forest (10-21-23)  
 Sacks: 0

## #23 SOLOMON DESHIELDS LB

### • DeShields Career Highs

Tackles: 8, twice, last at Virginia Tech (9-30-23)  
 TFLs: 2.5 at Virginia Tech (9-30-23)  
 Sacks: 1, 6x, last vs. Louisville (10-14-23)  
 Fumble Recoveries: 1 vs. UCLA (12-30-22)

## #30 BRANDON GEORGE LB

### • George Career Highs

Tackles: 9 at West Virginia (9-16-23)  
 TFLs: 2 vs. New Hampshire (9-25-21)  
 Sacks: 1, twice, last vs. Louisville (10-14-23)

## #32 SHAYNE SIMON LB

### • Simon Career Highs

Tackles: 9 vs. Virginia Tech (10-8-22)  
 TFLs: 2 vs. North Carolina (9-23-23)  
 Sacks: 1, 5x, last vs. Louisville (10-14-23)  
 Forced Fumbles: 1 at North Carolina (10-29-22)  
 Fumble Recoveries: 1 vs. Virginia Tech (10-8-22)

## #35 BRAYLAN LOVELACE LB

### • Lovelace Career Highs

Tackles: 8 at Virginia Tech (9-30-23)  
 TFLs: 1 at Virginia Tech (9-30-23)  
 Sacks: 0  
 Fumble Recoveries: 1 (TD) at Virginia Tech (9-30-23)

## #38 KYLE LOUIS LB

### • Louis Career Highs

Tackles: 4 at Virginia Tech (9-30-23)  
 TFLs: 1 at Virginia Tech (9-30-23)  
 Sacks: 0

## #50 DAYON HAYES DE

### • Hayes Career Highs

Tackles: 6 at Virginia Tech (9-30-23)  
 TFLs: 4 at Miami (11-26-22)  
 Sacks: 3 at Miami (11-26-22)

## #55 SEAN FITZSIMMONS DT

### • FitzSimmons Career Highs

Tackles: 2 vs. Rhode Island (9-24-22)  
 TFLs: 1 vs. Rhode Island (9-24-22)  
 Sacks: 1 vs. Rhode Island (9-24-22)

## #57 BAM BRIMA DE

### • Brima Career Highs

Tackles: 5 at West Virginia (9-16-23)  
 TFLs: 2 at Virginia Tech (9-30-23)  
 Sacks: 2 at Virginia Tech (9-30-23)  
 Fumble Recoveries: 1, 3x, last at West Virginia (9-16-23)

## #91 CALEB JUNKO P

### • Junko Career Highs

Punts: 7, twice, last at Wake Forest (10-21-23)  
 Punt Average: 64.7 vs. UCLA (12-30-22)  
 Long: 85 vs. UCLA (12-30-22)  
 Inside 20: 2, twice, last vs. Louisville (10-14-23)

## #92 TYLER BENTLEY DT

### • Bentley Career Highs

Tackles: 5 at Wake Forest (10-21-23)  
 TFLs: 1.5, twice, last at Syracuse (11-27-21)  
 Sacks: 1, twice, last at North Carolina (10-29-22)

## #94 ELLIOT DONALD DT

### • Donald Career Highs

Tackles: 2 vs. UCLA (12-30-22)  
 TFLs: 0.5 vs. UCLA (12-30-22)  
 Sacks: 0.5 vs. UCLA (12-30-22)

## #95 DEVIN DANIELSON DT

### • Danielson Career Highs

Tackles: 4 vs. NC State (10-3-20)  
 TFLs: 2 vs. Georgia Tech (10-1-22)  
 Sacks: 1, 5x, last vs. Cincinnati (9-9-23)



# 2023 PITT STARTING LINEUPS



## OFFENSE

GAME	QB	RB	WR	WR	WR	TE	LT	LG	C	RG	RT
<b>Wofford</b>	Jurkovec	Carter	Means	Mumpfield	Reynolds	Bartholomew	Goncalves	Collier	Kradel	Zubovic	Taylor
<b>Cincinnati</b>	Jurkovec	Hammond	Means	Mumpfield	Reynolds	Bartholomew	Goncalves	Zubovic	Kradel	Williams	Taylor
<b>West Virginia</b>	Jurkovec	Hammond	Means	Mumpfield	Reynolds	Bartholomew	Goncalves	Zubovic	Kradel	Collier	Taylor
<b>North Carolina</b>	Jurkovec	Hammond	Means	Mumpfield	Reynolds	Bartholomew	Taylor	Zubovic	Moore	Collier	Baer
<b>Virginia Tech</b>	Jurkovec	Hammond	Means	Mumpfield	Johnson*	Bartholomew	Taylor	Zubovic	Moore	Collier	Baer
<b>Louisville</b>	Veilleux	Flemister	Johnson	Mumpfield	Reynolds	Bartholomew	Taylor	Collier	Moore	Williams	Baer
<b>Wake Forest</b>	Veilleux	Flemister	Johnson	Mumpfield	Johnson*	Bartholomew	Taylor	Collier	Moore	Williams	Baer
<b>Notre Dame</b>											
<b>Florida State</b>											
<b>Syracuse</b>											
<b>Boston College</b>											
<b>Duke</b>											

\*Pitt started with two tight ends at Virginia Tech and Wake Forest.

## DEFENSE

GAME	DE	DT	DT	DE	OLB	MLB	OLB	SS	FS	CB	CB
<b>Wofford</b>	Hayes	Jules	Danielson	Temple	Kamara	Simon	DeShields	McIntyre	O'Brien	Devonshire	Williams
<b>Cincinnati</b>	Hayes	Jules	Danielson	Temple	Kamara	Simon	DeShields	McIntyre	O'Brien	Devonshire	Williams
<b>West Virginia</b>	Hayes	Green	Danielson	Temple	Kamara	Simon	DeShields	McMillon	McIntyre	Devonshire	Williams
<b>North Carolina</b>	Hayes	Jules	Green	Brima	DeShields	Simon	Louis	McMillon	McIntyre	Woods	Williams
<b>Virginia Tech</b>	Hayes	Jules	Green	Brima	DeShields	Simon	Louis	McMillon	McIntyre	Devonshire	Williams
<b>Louisville</b>	Hayes	Jules	Danielson	Temple	Kamara	Simon	DeShields	McIntyre	O'Brien	Devonshire	Williams
<b>Wake Forest</b>	Hayes	Jules	Danielson	Temple	Kamara	Simon	Bass	McMillon	McIntyre	Devonshire	Williams
<b>Notre Dame</b>											
<b>Florida State</b>											
<b>Syracuse</b>											
<b>Boston College</b>											
<b>Duke</b>											

## PITT 45 WOFFORD 7

Sept. 2, 2023 • Acrisure Stadium • Attendance: 45,096

Pitt opened the 2023 season with a resounding 45-7 victory over FCS foe Wofford...the Panthers limited the Terriers to 126 total yards and minus-1 on the ground...graduate transfer quarterback Phil Jurkovec impressed in his Pitt debut, totaling 255 yards (214 passing and 41 rushing) and accounting for two touchdowns...in addition to his one-yard scoring pass to Karter Johnson, Jurkovec also ran for a 23-yard touchdown...Daniel Carter rushed for a career-high 65 yards and a TD on 11 carries...Dayon Hayes and Bangally Kamara each had four tackles and a sack...the Panthers compiled four sacks and six TFLs overall...Pitt improved to 21-1 against FCS opponents, including 9-0 under Pat Narduzzi...the Panthers won their fourth consecutive opener and moved to 8-1 in season-opening games under Narduzzi.

<b>WOFFORD</b>	0	0	0	7	7
<b>PITT</b>	7	21	10	7	45

### First Quarter

PITT — Hammond 10-yard run (Sauls kick) 2:39

### Second Quarter

PITT — Jurkovec 23-yard run (Sauls kick) 13:29

PITT — Carter 1-yard run (Sauls kick) 7:57

PITT — Hammond 3-yard run (Sauls kick) 1:19

### Third Quarter

PITT — Karter Johnson 1-yard pass from Jurkovec (Sauls kick) 9:22

PITT — Sauls 26-yard field goal 0:54

### Fourth Quarter

PITT — McConnachie 39-yard pass from Veilleux (Carpenter kick) 1:27

WOFF — Parker 75-yard pass from Corriston (Jones kick) 1:13

Team Stats	WOFF	PITT
First Downs	7	30
Rushes-Yards	19-(-1)	45-217
Comp-Att-Int	12-17-0	22-32-0
Passing Yards	127	274
Total Yards	126	491
Punt Returns-Yards	0-0	4-20
Kick Returns-Yards	0-0	1-17
Interceptions-Yards	0-0	0-0
Fumbles-Lost	1-1	0-0
Punts-Average	8-44.8	2-46.0
Penalties-Yards	2-20	7-62
Third Down Conv.	1-9	8-14
Fourth Down Conv.	0-0	3-3
Sacks By-Yards	1-12	4-33
Possession Time	18:27	41:33

### Rushing

**WOFF** — Smith 2-16; Ingram 6-5; Holt 1-5; Parsons 2-1; Corriston 8-(-28).

**PITT** — Carter 11-65, 1 TD; Jurkovec 7-41, 1 TD; Flemister 9-27; Hammond 5-25, 2 TD; Nwabuko 1-24; Lloyd 5-20; Veilleux 3-9; Davis 2-8; Team 2-(-2).

### Passing

**WOFF** — Corriston 12-17-0, 127 yards, 1 TD.

**PITT** — Jurkovec 17-23-0, 214 yards, 1 TD; Veilleux 5-9-0, 60 yards, 1 TD.

### Receiving

**WOFF** — Holt 4-18; Watkins 2-14; Smith 2-7; Parker 1-75, 1 TD; Shaw 1-9; Legette 1-5; Davis 1-(-1).

**PITT** — Mumpfield 3-34; Means 2-39; Bartholomew 2-38; Flemister 2-35; Karter Johnson 2-24, 1 TD; Kenny Johnson 2-17; Reynolds 2-16; Renda 2-14; McConnachie 1-39, 1 TD; Hammond 1-15; Lloyd 1-7; Epps 1-(-1); Fowler-El 1-(-3).

## CINCINNATI 27 PITT 21

Sept. 9, 2023 • Acrisure Stadium • Attendance: 49,398

Old Big East foes Pitt and Cincinnati renewed ties for the first time since 2012 as the visiting Bearcats (2-0) hung on for a 27-21 victory...the Panthers (1-1) struggled early and trailed 20-7 at the break...but Pitt rallied and nearly pulled off a 20-point comeback, holding the ball with a chance to take the lead late before turning it over on downs at the Cincinnati 39 with 4:10 remaining...the Bearcats would run out the clock for their third straight win over Pitt...Phil Jurkovec completed just 10-of-32 passes for the Panthers but threw three TDs, including a pair to Konata Mumpfield...Gavin Bartholomew's 16-yard touchdown catch with 11:53 left sparked hope of an epic rally by the Panthers but they ultimately could not take advantage...the Bearcats crucially outgained Pitt 216-83 on the ground...Pitt's Marquis Williams recorded the sixth interception of his career to set up the go-ahead chance that Pitt couldn't convert on its final drive...Cincinnati improved to 5-8 in the all-time series with the Panthers.

<b>CINCINNATI</b>	10	10	7	0	27
<b>PITT</b>	7	0	0	14	21

### First Quarter

CIN — Singletary 12-yard pass from Jones (Brown kick) 13:06

CIN — Brown 22-yard field goal 8:57

PITT — Mumpfield 5-yard pass from Jurkovec (Sauls kick) 4:17

### Second Quarter

CIN — Kiner 7-yard run (Brown kick) 13:20

CIN — Brown 47-yard field goal 0:05

### Third Quarter

CIN — Smith 21-yard pass from Jones (Brown kick) 9:17

### Fourth Quarter

PITT — Mumpfield 9-yard pass from Jurkovec (Sauls kick) 14:48

PITT — Bartholomew 16-yard pass from Jurkovec (Sauls kick) 11:53

Team Stats	CIN	PITT
First Downs	20	18
Rushes-Yards	42-216	29-83
Comp-Att-Int	19-27-1	10-32-0
Passing Yards	155	179
Total Yards	371	262
Punt Returns-Yards	2-5	2-8
Kick Returns-Yards	1-15	2-28
Interceptions-Yards	0-0	1-2
Fumbles-Lost	0-0	2-1
Punts-Average	5-39.6	5-47.4
Penalties-Yards	7-90	5-35
Third Down Conv.	6-16	5-14
Fourth Down Conv.	2-2	2-3
Sacks By-Yards	5-38	3-8
Possession Time	34:43	25:17

### Rushing

**CIN** — Kiner 20-153, 1 TD; Turner 2-22; Jones 11-17; Wiggins 1-13; M. Montgomery 3-7; R. Montgomery 3-6; Team 2-(-2).

**PITT** — Flemister 6-38; Carter 6-25; Hammond 6-21; Jurkovec 10-0; Team 1-(-1).

### Passing

**CIN** — Jones 18-26-1, 125 yards, 2 TD; Smith 1-1-0, 30 yards.

**PITT** — Jurkovec 10-32-0, 179 yards, 3 TD.

### Receiving

**CIN** — Smith 5-59, 1 TD; Singletary 4-24, 1 TD; Wiggins 3-52; Metayer 2-7; Kiner 2-2; Henderson 1-10; Turner 1-1.

**PITT** — Mumpfield 4-53, 2 TD; Bartholomew 3-80, 1 TD; Reynolds 2-36; Karter Johnson 2-10.

## WEST VIRGINIA 17 PITT 6

Sept. 16, 2023 • Puskar Stadium • Attendance: 61,106

A stifling defensive effort by Pitt was not enough in a frustrating 17-6 loss to West Virginia in the 106th edition of the Backyard Brawl...Pitt surrendered just 211 total yards, blocked a punt and halted a Mountaineers drive with a fumble recovery...unfortunately, the Panthers (1-2) only mustered 211 total yards themselves and threw three interceptions...West Virginia (2-1) converted two of those turnovers into 10 points, including a seven-yard drive in the second quarter that gave the Mountaineers the lead for good, 7-3...Ben Sauls accounted for all of Pitt's points on two field goals...safety Donovan McMillon, making his first collegiate start, spearheaded Pitt's impressive defensive effort with 18 tackles...it marked the highest tackle total by a Pitt player in eight years (linebacker Matt Galambos had 19 stops against Navy in the 2015 Military Bowl)...freshman Rasheem Biles blocked a punt with just over eight minutes to go in the game, giving Pitt possession at the West Virginia 48...the Panthers could not take advantage, however, failing to convert a 4th-and-1 at the WVU 27...the game marked Pitt's first visit to Morgantown since 2011.

<b>PITT</b>	3	3	0	0	6
<b>WEST VIRGINIA</b>	0	7	10	0	17

### First Quarter

PITT — Sauls 21-yard field goal 7:39

### Second Quarter

WVU — Taylor 7-yard pass from Marchiol (Hayes kick) 4:45  
PITT — Sauls 36-yard field goal 0:09

### Third Quarter

WVU — Donaldson 1-yard run (Hayes kick) 5:05  
WVU — Hayes 42-yard field goal 1:57

### Fourth Quarter

No scoring

Team Stats	PITT	WVU
First Downs	12	14
Rushes-Yards	36-130	51-151
Comp-Att-Int	8-20-3	6-11-0
Passing Yards	81	60
Total Yards	211	211
Punt Returns-Yards	3-2	2-15
Kick Returns-Yards	3-69	1-18
Interceptions-Yards	0-0	3-66
Fumbles-Lost	0-0	1-1
Punts-Average	4-51.0	4-33.2
Penalties-Yards	9-65	4-52
Third Down Conv.	4-13	4-12
Fourth Down Conv.	0-2	1-3
Sacks By-Yards	2-16	1-9
Possession Time	26:47	33:13

### Rushing

**PITT** — Hammond 14-49; Jurkovec 11-35; Flemister 6-34; Carter 4-13; Nwabuko 1-(-1).  
**WVU** — Donaldson 18-102, 1 TD; Anderson 19-62; Gallagher 1-1; Greene 1-1; Marchiol 9-(-5); Team 3-(-10).

### Passing

**PITT** — Jurkovec 8-20-3, 81 yards.  
**WVU** — Marchiol 6-9-0, 60 yards, 1 TD; Greene 0-2-0, 0 yards.

### Receiving

**PITT** — Bartholomew 2-39; Means 2-25; Reynolds 1-7; Mumpfield 1-6; Epps 1-4; Carter 1-0.  
**WVU** — Taylor 3-21, 1 TD; Carter 1-15; Fox 1-14; Clement 1-10.

## #17/17 NORTH CAROLINA 41 PITT 24

Sept. 23, 2023 • Acrisure Stadium • Attendance: 48,544

Pitt fell to No. 17 North Carolina, 41-24, in the ACC opener for both teams...the host Panthers (1-3, 0-1) scored on their first two drives but stagnated offensively after QB Phil Jurkovec left the game due to injury late in the second quarter...the Tar Heels (4-0, 1-0) were fueled by the unflappable Drake Maye, who passed for 296 yards and accounted for three scores, including an improvised, left-handed 7-yard TD pass to Kobe Paysour that gave North Carolina a 28-17 lead at half...true freshman Kenny Johnson provided a spark for the Panthers with a 100-yard kick return TD in the third quarter, Pitt's longest return since 2016...however, three turnovers in the second half curtailed any hopes of a Pitt comeback...Pitt's pass rush also sacked Maye five times and hit him many more times, but the Panthers fell to 25-2 under Pat Narduzzi when accumulating five or more sacks in a game...the Panthers dropped to a third straight defeat for the first time since 2020...UNC improved to 12-5 vs. Pitt.

<b>NORTH CAROLINA</b>	7	21	13	0	41
<b>PITT</b>	7	10	7	0	24

### First Quarter

PITT — Hammond 7-yard run (Sauls kick) 6:56  
UNC — Hampton 3-yard run (Burnette kick) 3:38

### Second Quarter

PITT — Carter 1-yard run (Sauls kick) 14:55  
UNC — Maye 1-yard run (Burnette kick) 9:09  
UNC — Huzzie 52-yard punt return (Burnette kick) 7:23  
PITT — Sauls 44-yard field goal 3:38  
UNC — Paysour 7-yard pass from Maye (Burnette kick) 1:00

### Third Quarter

UNC — Maye 1-yard run (Burnette kick) 12:32  
UNC — Burnette 43-yard field goal 8:44  
PITT — Kenny Johnson 100-yard kick return (Sauls kick) 8:32  
UNC — Burnette 48-yard field goal 3:58

### Fourth Quarter

No scoring

Team Stats	UNC	PITT
First Downs	22	18
Rushes-Yards	39-77	28-113
Comp-Att-Int	22-30-0	18-33-2
Passing Yards	296	194
Total Yards	373	304
Punt Returns-Yards	2-81	3-13
Kick Returns-Yards	1-18	3-120
Interceptions-Yards	2-33	0-0
Fumbles-Lost	0-0	2-1
Punts-Average	4-32.8	3-50.7
Penalties-Yards	3-29	11-84
Third Down Conv.	5-14	4-11
Fourth Down Conv.	1-2	0-2
Sacks By-Yards	2-36	5-27
Possession Time	31:07	28:53

### Rushing

**UNC** — Hampton 18-66, 1 TD; Brooks 8-12; Maye 10-3, 2 TD; Team 3-(-4).  
**PITT** — Hammond 14-83, 1 TD; Kenny Johnson 3-20; Flemister 1-10; Jurkovec 5-5; Carter 1-1, 1 TD; Veilleux 4-(-6).

### Passing

**UNC** — Maye 22-30-0, 296 yards, 1 TD.  
**PITT** — Jurkovec 11-15-0, 109 yards; Veilleux 7-18-2, 85 yards.

### Receiving

**UNC** — Jones 6-117; McCollum 5-47; Paysour 3-39, 1 TD; Copenhaver 2-53; Hampton 2-22; Nesbit 2-11; Morales 1-13; Brooks 1-(-6).  
**PITT** — Mumpfield 8-90; Hammond 3-11; Bartholomew 2-59; Reynolds 2-27; Means 2-7; Flemister 1-0.

## VIRGINIA TECH 38 PITT 21

Sept. 30, 2023 • Lane Stadium • Attendance: 65,632

Pitt could not contain Virginia Tech quarterback Kyron Drones, who accounted for five touchdowns in leading the Hokies to a 38-21 victory at soldout Lane Stadium...Drones threw three TDs and rushed for two more...the Panthers (1-4, 0-2) connected on a few big plays but it was not enough to overcome Virginia Tech, which snapped a three-game losing streak in the series...Phil Jurkovec threw two long touchdown passes—a 75-yarder to Bub Means and a 61-yard catch-and-run by C'Bo Flemister—but Pitt's offense struggled to find any consistency and managed only nine first downs...the Panthers trailed 28-7 in the third period but rallied to within 28-21 following Flemister's score and a four-yard fumble return by Braylan Lovelace...hopes of a dramatic comeback were dashed, however, as Virginia Tech (2-3, 1-0) scored the game's final 10 points, securing its first win over Pitt since 2019...the Panthers compiled 12 tackles for loss—2.5 by linebacker Solomon DeShields—but otherwise struggled to stop Virginia Tech's rushing attack, which produced 199 yards...Pitt was outgained 427 to 273 in total for the game.

<b>PITT</b>	7	0	14	0	21
<b>VIRGINIA TECH</b>	7	14	14	3	38

### First Quarter

VT — Felton 54-yard pass from Drones (Love kick) 10:51  
 PITT — Means 75-yard pass from Jurkovec (Sauls kick) 10:39

### Second Quarter

VT — Drones 2-yard run (Love kick) 13:07  
 VT — Tuten 12-yard pass from Drones (Love kick) 0:21

### Third Quarter

VT — Drones 10-yard run (Love kick) 10:29  
 PITT — Flemister 61-yard pass from Jurkovec (Sauls kick) 10:08  
 PITT — Lovelace 4-yard fumble return (Sauls kick) 9:31  
 VT — Lane 53-yard pass from Drones (Love kick) 3:27

### Fourth Quarter

VT — Love 32-yard field goal 6:06

Team Stats	PITT	VT
First Downs	9	25
Rushes-Yards	24-38	59-199
Comp-Att-Int	11-22-0	12-19-0
Passing Yards	235	228
Total Yards	273	427
Punt Returns-Yards	1-(-6)	2-8
Kick Returns-Yards	1-25	1-18
Interceptions-Yards	0-0	0-0
Fumbles-Lost	1-1	1-1
Punts-Average	6-43.0	5-40.4
Penalties-Yards	9-68	10-91
Third Down Conv.	2-10	8-16
Fourth Down Conv.	0-1	2-2
Sacks By-Yards	2-14	4-34
Possession Time	22:16	37:44

### Rushing

**PITT** — Flemister 10-41; Hammond 7-18; Reynolds 1-1; Carter 1-0; Jurkovec 5-(-22).  
**VT** — Tuten 24-109; Drones 21-41, 2 TD; Thomas 10-38; Lane 2-9; Turner-Bradshaw 1-3; Team 1-(-1).

### Passing

**PITT** — Jurkovec 11-22-0, 235 yards, 2 TD.  
**VT** — Drones 12-19-0, 228 yards, 3 TD.

### Receiving

**PITT** — Mumpfield 4-57; Bartholomew 3-42; Flemister 2-57, 1 TD; Means 1-75, 1 TD; Reynolds 1-4.  
**VT** — Felton 4-81, 1 TD; Tuten 4-37, 1 TD; Lane 2-64, 1 TD; Wright 1-30; Gosnell 1-16.

## PITT 38 #14/15 LOUISVILLE 21

Oct. 14, 2023 • Acrisure Stadium • Attendance: 46,296

Pitt snapped its four-game skid with a 38-21 upset of undefeated Louisville at rain-soaked Acrisure Stadium...the Cardinals (6-1, 3-1) entered the contest ranked No. 14 in the AP Poll but Pitt (2-4, 1-2) used a new starting quarterback and timely defensive heroics to earn the victory...in his first collegiate start, Christian Veilleux threw for 200 yards with two touchdowns and zero interceptions...after starting the game with five straight incompletions, Veilleux's first completion was a 46-yard TD strike to Bub Means to tie the game at 7...Veilleux iced the game with a 31-yard touchdown pass to Konata Mumpfield, putting Pitt up by 17 points with 3:03 left...the Panthers trailed 21-14 at intermission but would outscore Louisville 24-0 over the final two periods...Pitt's defense loomed large, forcing three turnovers...the biggest was M.J. Devonshire's 86-yard interception return touchdown that gave Pitt a 31-21 lead late in the third quarter...A.J. Woods also had an interception, while Samuel Okunlola recovered a fumble from his own strip sack...the Panthers pressured Louisville quarterback Jack Plummer throughout the game and finished with four sacks...Pitt beat a Top 25 team for the eighth consecutive season.

<b>LOUISVILLE</b>	7	14	0	0	21
<b>PITT</b>	7	7	17	7	38

### First Quarter

LOU — Bell 7-yard pass from Plummer (Travelstead kick) 11:39  
 PITT — Means 46-yard pass from Veilleux (Sauls kick) 2:37

### Second Quarter

LOU — Guerendo 1-yard run (Travelstead kick) 11:43  
 PITT — Flemister 1-yard run (Sauls kick) 1:23  
 LOU — Guerendo 5-yard run (Travelstead kick) 0:25

### Third Quarter

PITT — Sauls 46-yard field goal 11:32  
 PITT — Flemister 3-yard run (Sauls kick) 3:39  
 PITT — Devonshire 86-yard interception return (Sauls kick) 0:14

### Fourth Quarter

PITT — Mumpfield 31-yard pass from Veilleux (Sauls kick) 3:03

Team Stats	LOU	PITT
First Downs	28	13
Rushes-Yards	33-80	33-88
Comp-Att-Int	29-52-2	12-26-0
Passing Yards	350	200
Total Yards	444	288
Punt Returns-Yards	2-4	2-5
Kick Returns-Yards	1-12	2-29
Interceptions-Yards	0-0	2-88
Fumbles-Lost	5-1	1-0
Punts-Average	3-43.0	7-39.1
Penalties-Yards	5-25	8-87
Third Down Conv.	5-13	3-13
Fourth Down Conv.	0-4	2-2
Sacks By-Yards	1-5	4-48
Possession Time	33:11	26:49

### Rushing

**LOU** — Turner 12-81; Guerendo 13-38, 2 TD; Jordan 2-8; Plummer 6-(-47).  
**PITT** — Hammond 11-50; Flemister 13-27, 2 TD; Veilleux 4-17; Kenny Johnson 2-11; Team 3-(-17).

### Passing

**LOU** — Plummer 29-52-2, 350 yards, 1 TD.  
**PITT** — Veilleux 12-26-0, 200 yards, 2 TD.

### Receiving

**LOU** — Thrash 9-120; Calloway 5-90; Coleman 5-26; Bell 4-48, 1 TD; Guerendo 3-31; Thompson 1-15; Kurisky 1-14; Jordan 1-6.  
**PITT** — Means 4-71, 1 TD; Mumpfield 3-39, 1 TD; Kenny Johnson 2-33; Hammond 1-8.

## WAKE FOREST 21 PITT 17

Oct. 21, 2023 • Allegacy Stadium • Attendance: 31,855

Pitt produced its highest yardage output against an FBS foe to date but it wasn't enough in a 21-17 loss at Wake Forest...the Panthers held advantages in total yards (414 to 323), passing yards (302 to 151), first downs (20 to 18) and forced turnovers (two to zero)...Pitt's defense bottled up Wake Forest (4-3, 1-3) for most of the afternoon but with the game on the line, the Demon Deacons drove 48 yards in 33 seconds for the winning score, a 15-yard pass from Santino Marucci to Cameron Hite with seven seconds left...the teams combined for three touchdowns in the final 3:02 of the game...the Panthers (2-5, 1-3) had seized a 17-14 lead with 1:30 remaining when Christian Veilleux hit Bub Means on a 22-yard strike...Veilleux set career passing highs for completions (28), attempts (45) and yards (302)...Means was his top target with nine catches for 109 yards, both personal bests...Pitt also produced a 100-yard rusher in C'Bo Flemister (105) but ultimately could not finish enough drives...Phillip O'Brien and M.J. Devonshire had INTs, the latter at the Pitt 28 with 1:03 left, but the Panthers could not run out the clock...Pitt fell to Wake Forest for the first time in three meetings.

<b>PITT</b>	7	0	0	10	17
<b>WAKE FOREST</b>	0	7	0	14	21

### First Quarter

PITT — Kenny Johnson 7-yard pass from Veilleux (Sauls kick) 8:12

### Second Quarter

WAKE — Claiborne 18-yard run (Dennis kick) 1:32

### Third Quarter

No scoring

### Fourth Quarter

PITT — Sauls 41-yard field goal 13:03

WAKE — Claiborne 42-yard run (Dennis kick) 3:02

PITT — Means 22-yard pass from Veilleux (Sauls kick) 1:30

WAKE — Hite 15-yard pass from Marucci (Dennis kick) 0:07

Team Stats	PITT	WAKE
First Downs	20	18
Rushes-Yards	32-112	41-172
Comp-Att-Int	28-45-0	12-21-2
Passing Yards	302	151
Total Yards	414	323
Punt Returns-Yards	3-25	3-9
Kick Returns-Yards	1-(-1)	1-19
Interceptions-Yards	2-0	0-0
Fumbles-Lost	1-0	0-0
Punts-Average	7-35.3	7-40.4
Penalties-Yards	13-101	4-36
Third Down Conv.	9-20	4-14
Fourth Down Conv.	0-2	1-2
Sacks By-Yards	2-7	0-0
Possession Time	33:26	26:34

### Rushing

PITT — Flemister 23-105; Veilleux 6-6; Hammond 3-1.

WAKE — Claiborne 14-96, 2 TD; Ellison 20-60; Marucci 6-9; Banks 1-7.

### Passing

PITT — Veilleux 28-45-0, 302 yards, 2 TD.

WAKE — Marucci 12-21-2, 151 yards, 1 TD.

### Receiving

PITT — Means 9-109, 1 TD; Mumpfield 7-68; Kenny Johnson 4-31, 1 TD; Reynolds 3-64; Bartholomew 3-19; Hammond 1-7; Carter 1-4.

WAKE — Williams 6-46; Banks 2-59; Claiborne 1-22; Hite 1-15, 1 TD; Ellison 1-5; Morin 1-4.

## RUSHING INDIVIDUAL

### 200 yards rushing:

By Pitt: 320, Israel Abanikanda vs. Virginia Tech, 10-8-20 (36 att., 6 TD).  
By Opponent: 224, Justin Jackson, Northwestern, 12-28-16 (Pinstripe Bowl) (32 att., 3 TD).

### 300 yards rushing:

By Pitt: 320, Israel Abanikanda vs. Virginia Tech, 10-8-20 (36 att., 6 TD).  
By Opponent: DNA

### 30 or more rushing attempts:

By Pitt: 36, Israel Abanikanda vs. Virginia Tech, 10-8-22 (320 yards, 6 TD).  
By Opponent: 32, AJ Dillon, Boston College, 11-30-19 (178 yards, 1 TD).

### Three rushing touchdowns:

By Pitt: Israel Abanikanda at North Carolina, 10-29-22.  
By Opponent: Justin Jackson, Northwestern, 12-28-16 (Pinstripe Bowl).

### Four rushing touchdowns:

By Pitt: Israel Abanikanda (6) vs. Virginia Tech, 10-8-22.  
By Opponent: Rennie Childs, Oklahoma State, 9-17-16.

### 50+ yard touchdown run:

By Pitt: 80, Israel Abanikanda vs. Virginia Tech, 10-8-22.  
By Opponent: 63, Marques DeShields, Rhode Island, 9-24-22.

### 60+ yard touchdown run:

By Pitt: 80, Israel Abanikanda vs. Virginia Tech, 10-8-22.  
By Opponent: 63, Marques DeShields, Rhode Island, 9-24-22.

### 70+ yard touchdown run:

By Pitt: 80, Israel Abanikanda vs. Virginia Tech, 10-8-22.  
By Opponent: 88, Jordan Travis, Florida State, 11-7-20.

### 80+ yard touchdown run:

By Pitt: 80, Israel Abanikanda vs. Virginia Tech, 10-8-22.  
By Opponent: 88, Jordan Travis, Florida State, 11-7-20.

### 90+ yard touchdown run:

By Pitt: 97, Qadree Ollison vs. Virginia Tech, 11-10-18.  
By Opponent: 96, Antowain Smith, Houston, 9-14-96.

### Two 100-yard rushers:

By Pitt: 11-10-18 vs. Virginia Tech, Qadree Ollison (235) and Darrin Hall (186).  
By Opponent: 9-23-17, Georgia Tech, KirVonte Benson (196) and TaQuon Marshall (112).

### Three 100-yard rushers:

By Pitt: 12-26-75 vs. Kansas (Sun Bowl), Tony Dorsett (142), Elliott Walker (123) and Robert Haygood (101).  
By Opponent: DNA

### Five different rushers with a touchdown:

By Pitt: 9-4-21 vs. UMass, A.J. Davis, Vincent Davis, Israel Abanikanda, Nick Patti and Daniel Carter.  
By Opponent: Georgia Tech, 10-25-14, Broderick Snoddy (3), Justin Thomas, Tony Zenon, Matt Connors and Deon Hill.

## PASSING INDIVIDUAL

### 300 yards passing:

By Pitt: 302, Christian Veilleux at Wake Forest, 10-21-23 (28-for-45, 2 TD, 0 INT).  
By Opponent: 350, Jack Plummer, Louisville, 10-14-23 (29-for-52, 1 TD, 2 INT).

### 400 yards passing:

By Pitt: 416, Kenny Pickett at Duke, 11-6-21 (28-for-43, 3 TD).  
By Opponent: 487, Brennan Armstrong, Virginia, 11-20-21 (36-for-49, 3 TD, 1 INT).

### Four touchdown passes:

By Pitt: Kenny Pickett at Syracuse, 11-27-21.  
By Opponent: Drake Maye (5), North Carolina, 10-29-22.

### Five touchdown passes:

By Pitt: Kenny Pickett vs. New Hampshire, 9-25-21.  
By Opponent: Drake Maye, North Carolina, 10-29-22.

### Six touchdown passes:

By Pitt: Kenny Pickett vs. Western Michigan, 9-18-21.  
By Opponent: Mike Teel, Rutgers, 10-25-08.

### Seven touchdown passes:

By Pitt: Pete Gonzalez at Rutgers, 10-25-97.  
By Opponent: DNA

### 60+ yard TD pass:

By Pitt: 61, at Virginia Tech, 9-30-23, Phil Jurkovec to C'Bo Flemister.  
By Opponent: 76, North Carolina, 11-11-21, Sam Howell to Antoine Green.

### 70+ yard TD pass:

By Pitt: 75, at Virginia Tech, 9-30-23, Phil Jurkovec to Bub Means.  
By Opponent: 75, Wofford, 9-2-23, Bryce Corriston to Tyler Parker.

### 80+ yard TD pass:

By Pitt: 96, vs. Eastern Michigan, 12-26-19 (Quick Lane Bowl), Kenny Pickett to Maurice Ffrench.  
By Opponent: 94, Syracuse, 10-18-19, Clayton Welch to Taj Harris.

### 90+ yard TD pass:

By Pitt: 96, vs. Eastern Michigan, 12-26-19 (Quick Lane Bowl), Kenny Pickett to Maurice Ffrench.  
By Opponent: 94, Syracuse, 10-18-19, Clayton Welch to Taj Harris.

### 45 or more pass attempts:

By Pitt: 28-for-45, Christian Veilleux at Wake Forest, 10-21-23 (302 yards, 2 TD, 0 INT).  
By Opponent: 29-for-52, Jack Plummer, Louisville, 10-14-23 (350 yards, 1 TD, 2 INT).

### 30 or more pass completions:

By Pitt: 39-for-55, Kenny Pickett vs. Miami, 10-30-21 (519 yards, 3 TD, 2 INT).  
By Opponent: 34-for-44, Drake Maye, North Carolina, 10-29-22 (388 yards, 5 TD, 0 INT).

## RECEIVING INDIVIDUAL

### 100+ yards receiving:

By Pitt: 109, Bub Means (9 receptions, 1 TD) at Wake Forest, 10-21-23.  
By Opponent: 120, Jamari Thrash (9 receptions), Louisville, 10-14-23.

### 150+ yards receiving:

By Pitt: 205, Jared Wayne (11 receptions, 3 TD) at Miami, 11-26-22.  
By Opponent: 199, Jordan Moore (14 receptions, 1 TD), Duke, 11-19-22.

### 200+ yards receiving:

By Pitt: 205, Jared Wayne (11 receptions, 3 TD) at Miami, 11-26-22.  
By Opponent: 202, Mike Williams, Clemson, 11-12-16 (15 receptions, 1 TD).

### Two 100-yard receivers:

By Pitt: 121, Taysir Mack (5 receptions, 1 TD) and 117, Jordan Addison (6 receptions, 1 TD), at Georgia Tech, 10-2-21.  
By Opponent: 180, Antoine Green (10 receptions, 2 TD) and 102, Josh Downs (11 receptions, 2 TD), North Carolina, 10-29-22.

### 10 or more receptions:

By Pitt: 11, Jared Wayne (205 yards, 3 TD) at Miami, 11-26-22.  
By Opponent: 14, Jordan Moore (199 yards, 1 TD), Duke, 11-19-22.

### Three receiving touchdowns:

By Pitt: Jared Wayne at Miami, 11-26-22.  
By Opponent: Zay Flowers, Boston College, 10-10-20.

### Four receiving touchdowns:

By Pitt: Jordan Addison vs. Virginia, 11-20-21.  
By Opponent: Amba Etta-Tawo (5), Syracuse, 11-26-16.

### 60+ yard TD reception:

By Pitt: 61, at Virginia Tech, 9-30-23, Phil Jurkovec to C'Bo Flemister.  
By Opponent: 76, North Carolina, 11-11-21, Sam Howell to Antoine Green.

### 70+ yard TD reception:

By Pitt: 75, at Virginia Tech, 9-30-23, Phil Jurkovec to Bub Means.  
By Opponent: 75, Wofford, 9-2-23, Bryce Corriston to Tyler Parker.

### 80+ yard TD reception:

By Pitt: 96, vs. Eastern Michigan, 12-26-19 (Quick Lane Bowl), Kenny Pickett to Maurice Ffrench.  
By Opponent: 94, Syracuse, 10-18-19, Clayton Welch to Taj Harris.

### 90+ yard TD reception:

By Pitt: 96, vs. Eastern Michigan, 12-26-19 (Quick Lane Bowl), Kenny Pickett to Maurice Ffrench.  
By Opponent: 94, Syracuse, 10-18-19, Clayton Welch to Taj Harris.

## COMBOS

### 100 yards rushing and 100 yards passing (one player):

By Pitt: Billy Daniels vs. Syracuse (165 rushing/121 passing), 11-3-73.  
By Opponent: Keenan Reynolds, Navy (144 rushing/126 passing), 12-28-15 (Military Bowl).

### 100-yard rusher and 300-yard passer:

By Pitt: 10-21-23 at Wake Forest, C'Bo Flemister (105 rushing) and Christian Veilleux (302 passing).  
By Opponent: 11-14-19, North Carolina, Antonio Williams (107 rushing) and Sam Howell (322 passing).

### 100-yard rusher and 400-yard passer:

By Pitt: 9-25-21 vs. New Hampshire, Rodney Hammond Jr. (100 rushing) and Kenny Pickett (403 passing).  
By Opponent: 9-17-16, Oklahoma State, Rennie Childs (101 rushing) and Mason Rudolph (540 passing).

### 100-yard rusher, 100-yard receiver and 300-yard passer:

By Pitt: 10-21-23 at Wake Forest, C'Bo Flemister (105 rushing), Bub Means (109 receiving) and Christian Veilleux (302 passing).  
By Opponent: 11-14-19, North Carolina, Antonio Williams (107 rushing), Dazz Newsome (170 receiving) and Sam Howell (322 passing).

### 200-yard rusher, 200-yard receiver and 300-yard passer:

By Pitt: 10-21-00 vs. Boston College, Kevan Barlow (209 rushing), Antonio Bryant (222 receiving) and John Turman (332 passing).  
By Opponent: DNA

## SCORING INDIVIDUAL

### Three total touchdowns:

By Pitt: Jared Wayne (three receiving) at Miami, 11-26-22.  
By Opponent: Zay Flowers, Boston College (three receiving), 10-10-20.

### Four total touchdowns:

By Pitt: Israel Abanikanda (six rushing) vs. Virginia Tech, 10-8-22.  
By Opponent: Amba Etta-Tawo (5), Syracuse (five receiving), 11-26-16.

### Five total touchdowns:

By Pitt: Israel Abanikanda (six rushing) vs. Virginia Tech, 10-8-22.  
By Opponent: Amba Etta-Tawo, Syracuse (five receiving), 11-26-16.

### Two-point conversion (rushing):

By Pitt: Israel Abanikanda vs. Duke, 11-19-22.  
By Opponent: Jalon Calhoun, Duke, 10-5-19.

### Two-point conversion (passing):

By Pitt: Nick Patti to Konata Mumpfield, UCLA (Sun Bowl), 12-30-22.  
By Opponent: Payton Thorne to Jalen Nailor, Michigan State, 12-30-21 (Chick-fil-A Peach Bowl).

### Defensive two-point conversion:

By Pitt: Doug Hetzler returned blocked PAT attempt at Syracuse, 9-22-90.  
By Opponent: Matt Taffoni, West Virginia, interception return, 10-15-94.

### Safety:

By Pitt: 11-5-22 vs. Syracuse (Deslin Alexandre sacked Carlos Del Rio-Wilson).  
By Opponent: 11-6-21, Duke (Shaka Heyward, Caleb Oppan tackled Vincent Davis).

### Two safeties in same game:

By Pitt: 9-13-14 at FIU (Punter Chris Ayers kicks ball out of end zone on bad snap; E.J. Hilliard intentional grounding in end zone).  
By Opponent: DNA

### One player throw, catch and rush for touchdown (same game):

By Pitt: Jawan Walker at Boston College, 11-1-03 (35-yard pass to Larry Fitzgerald; 47-yard catch from Rod Rutherford; 3-yard rush).  
By Opponent: DNA

## SPECIAL TEAMS INDIVIDUAL

### Three field goals:

By Pitt: Ben Sauls (5) vs. UCLA (Sun Bowl), 12-30-22.  
By Opponent: Andre Szmyt, Syracuse, 11-5-22.

### Four field goals:

By Pitt: Ben Sauls (5) vs. UCLA (Sun Bowl), 12-30-22.  
By Opponent: Gavin Stewart, Georgia Tech, 10-1-22.

### Five field goals:

By Pitt: Ben Sauls vs. UCLA (Sun Bowl), 12-30-22.  
By Opponent: Joey Slye (6), Virginia Tech, 10-27-16.

### 50-yard field goal:

By Pitt: 51, Ben Sauls vs. Duke, 11-19-22.  
By Opponent: 51, Chase McGrath, Tennessee, 9-10-22.

### 55-yard field goal:

By Pitt: 58, Alex Kessman at Boston College, 10-10-20.  
By Opponent: 57, Jordan Stout, Penn State, 9-14-19.

### Missed PAT kick (not blocked):

By Pitt: Sam Scarton vs. North Carolina, 11-11-21.  
By Opponent: Parker Sampson, Western Michigan, 9-18-21.

### Blocked PAT kick:

By Pitt: Deandre Jules vs. Virginia Tech (VT kicker Will Ross), 10-8-22.  
By Opponent: Carlos Basham, Wake Forest  
(Pitt kicker Alex Kessman), 11-17-18.

### 70+ yard punt:

By Pitt: 85 yards, Caleb Junko vs. UCLA, 12-30-22.  
By Opponent: 71 yards, Andrew Osteen, UCF, 9-21-19.

### Blocked punt:

By Pitt: Rasheem Biles vs. North Carolina, 9-23-23.  
By Opponent: Chandler Rivers, Duke, 11-19-22.

### Blocked punt for a touchdown:

By Pitt: Todd Sibley Jr. vs. Austin Peay, 11-yard return  
(blocked by Todd Sibley Jr.), 9-12-20.  
By Opponent: Nyke Johnson, Virginia Tech, recovered in end zone  
(blocked by P.J. Prioleau), 10-8-22.

### Blocked field goal:

By Pitt: SirVocea Dennis at Georgia Tech, 10-2-21.  
By Opponent: Jahllil Taylor, North Carolina, 11-11-21.

### Blocked field goal for a touchdown:

By Pitt: Bernard "Josh" Lay vs. Connecticut, 71 yards, 11-12-05.  
By Opponent: Ronyell Whitaker, Virginia Tech, 71 yards, 11-3-01.

### Kickoff return for a touchdown:

By Pitt: Kenny Johnson vs. North Carolina, 100 yards, 9-23-23.  
By Opponent: Jaylen Stinson, Duke, 86 yards, 11-6-21.

### Punt return for a touchdown (not blocked):

By Pitt: M.J. Devonshire vs. Rhode Island, 82 yards, 9-24-22.  
By Opponent: Alijah Huzzie, North Carolina, 52 yards, 9-23-23.

## DEFENSE INDIVIDUAL

### 15+ tackles:

By Pitt: 18, Donovan McMillon at West Virginia, 9-16-23.  
By Opponent: 16, Mikel Jones, Syracuse, 11-27-21.

### 20+ tackles:

By Pitt: 20, H.B. Blades at Louisville, 11-3-05.  
By Opponent: 20, David Bavaro, Syracuse, 12-3-88.

### Three sacks:

By Pitt: 3, Dayon Hayes at Miami, 11-26-22.  
By Opponent: 3, Greg Rousseau, Miami, 10-26-19.

### Four sacks:

By Pitt: 5, Ejuan Price vs. Louisville, 11-21-15.  
By Opponent: 4, Brandon Sharpe, Syracuse, 10-5-12.

### Four tackles for loss:

By Pitt: 4, Dayon Hayes at Miami, 11-26-22.  
By Opponent: 4, Quincy Roche, Miami, 10-17-20.

### Two forced fumbles:

By Pitt: 2, Erick Hallett II at Miami, 11-26-22.  
By Opponent: 2, Yasir Abdullah, Louisville, 9-26-20.

### Two fumble recoveries:

By Pitt: 2, Rashad Weaver vs. Penn State, 9-8-18.  
By Opponent: 2, Zaire Barnes, Western Michigan, 9-18-21.

### Two interceptions:

By Pitt: Erick Hallett II at Western Michigan, 9-17-22.  
By Opponent: Alijah Huzzie, North Carolina, 9-23-23.

### Three interceptions:

By Pitt: Shawntae Spencer, vs. Ohio, 8-31-02.  
By Opponent: Keion Carpenter, Virginia Tech, 9-26-98.

### Interception return for a touchdown:

By Pitt: M.J. Devonshire vs. Louisville, 86 yards, 10-14-23.  
By Opponent: Jaylin Davies, UCLA, 52 yards, 12-30-22 (Sun Bowl).

### Two interception returns for touchdowns (same game):

By Pitt: M.J. Devonshire (29 yards) and Marquis Williams (39 yards)  
at Virginia, 11-12-22.  
By Opponent: USF, Nate Allen, 37 yards, followed by Trae Williams,  
21 yards, 11-24-07.

### Fumble return for a touchdown:

By Pitt: Braylan Lovelace at Virginia Tech, 4 yards, 9-30-23.  
By Opponent: Kei'Trel Clark, Louisville, 59 yards, 10-22-22.

### Two defensive touchdowns (same game):

By Pitt: M.J. Devonshire (29-yard interception return) and Marquis  
Williams (39-yard interception return) at Virginia, 11-12-22.  
By Opponent: USF, Nate Allen (37-yard interception return) and  
Trae Williams (21-yard interception return), 11-24-07.



## TEAM SCORING

### 40 points scored by team:

By Pitt: 45 vs. Wofford, 9-2-23.

By Opponent: 41, North Carolina, 9-23-23.

### 50 points scored by team:

By Pitt: 54 at Duke, 11-6-21.

By Opponent: 52, Clemson, 11-28-20.

### 60 points scored by team:

By Pitt: 77 vs. New Hampshire, 9-25-21.

By Opponent: 61, Syracuse, 11-26-16.

### 70 points scored by team:

By Pitt: 77 vs. New Hampshire, 9-25-21.

By Opponent: 72, Ohio State, 9-21-16.

### 40+ point margin of victory (vs. FBS teams only):

By Pitt: 51-7 vs. UMass, 9-4-21.

By Opponent: 45-3 vs. Notre Dame, 10-24-20.

### 50+ point margin of victory (vs. FBS teams only):

By Pitt: 76-0 at Temple, 9-24-76.

By Opponent: 60-6 at Notre Dame, 11-16-96.

### 20 first-quarter points:

By Pitt: 28 at Virginia, 11-12-22.

By Opponent: 21, Wake Forest (ACFCG), 12-4-21.

### 20 second-quarter points:

By Pitt: 21 vs. Wofford, 9-2-23.

By Opponent: 21, North Carolina, 9-23-23.

### 20 third-quarter points:

By Pitt: 21 vs. New Hampshire, 9-25-21.

By Opponent: 21, UCF, 9-21-19.

### 20 fourth-quarter points:

By Pitt: 20 vs. Syracuse, 11-26-16.

By Opponent: 21, North Carolina, 10-29-22.

### 30 points scored in first half:

By Pitt: 30 at Duke, 11-6-21.

By Opponent: 31, Miami, 10-30-21.

### 30 points scored in second half:

By Pitt: 41 vs. Syracuse, 11-26-16.

By Opponent: 40, Syracuse, 11-26-16.

### Failed to score a touchdown:

By Pitt: at West Virginia, 9-16-23 (Pitt lost, 17-6)

By Opponent: Syracuse, 11-5-22 (Pitt won, 19-9).

### Shutout:

By Pitt: 55-0 vs. Austin Peay, 9-12-20.

By Opponent: Virginia Tech, 28-0, 11-23-19.

### Shutout at home:

By Pitt: 55-0 vs. Austin Peay, 9-12-20.

By Opponent: Virginia Tech, 28-0, 11-23-19.

### Shutout on the road:

By Pitt: 42-0 at Rutgers, 11-10-01.

By Opponent: West Virginia, 34-0, 8-31-96.

### First half shutout:

By Pitt: 28-0 vs. Wofford, 9-2-23 (Pitt won, 45-7).

By Opponent: Virginia Tech, 21-0, 11-23-19 (Pitt lost, 28-0).

### Second half shutout:

By Pitt: 24-0 vs. Louisville, 10-14-23 (Pitt won, 38-21).

By Opponent: West Virginia, 10-0, 9-16-23 (Pitt lost, 17-6).

## TEAM OFFENSE

### 500 yards in total offense:

By Pitt: 510 at Miami, 11-26-22 (262 pass, 248 rush).

By Opponent: 514, Virginia, 11-20-21 (487 pass, 27 rush).

### 600 yards in total offense:

By Pitt: 636 at Duke, 11-6-21 (416 pass, 220 rush).

By Opponent: 619, Duke, 10-27-18 (396 pass, 223 rush).

### 700 yards in total offense:

By Pitt: 707 vs. New Hampshire, 9-25-21 (455 pass, 252 rush).

By Opponent: DNA.

### 300 yards passing:

By Pitt: 302 at Wake Forest, 10-21-23 (28-for-45, 2 TD, 0 INT).

By Opponent: 350, Louisville, 10-14-23 (29-for-52, 1 TD, 2 INT).

### 400 yards passing:

By Pitt: 416 at Duke, 11-6-21 (28-for-44, 3 TD).

By Opponent: 487, Virginia, 11-20-21 (36-for-51, 3 TD, 1 INT).

### 300 yards rushing:

By Pitt: 326 vs. Virginia Tech, 10-8-22 (43 att., 6 TD).

By Opponent: 301, Clemson, 12-1-18 (35 att., 4 TD).

### 400 yards rushing:

By Pitt: 492 vs. Virginia Tech, 11-10-18 (36 att., 6 TD).

By Opponent: 436, Georgia Tech, 9-23-17 (67 att., 5 TD).

### 40 minutes in possession time:

By Pitt: 41:33 vs. Wofford, 9-2-23.

By Opponent: 40:15, Western Michigan, 9-18-21.

### 99-yard touchdown drive:

By Pitt: vs. Georgia Tech, 10-1-22 (9 plays, 1:54).

By Opponent: Georgia Tech, 9-15-18 (14 plays, 3:31).

### 15-play scoring drive:

By Pitt: vs. Wofford, 9-2-23 (15 plays, 80 yards, 9:06, TD).

By Opponent: Cincinnati, 9-9-23 (17 plays, 69 yards, 8:11, FG).

## TEAM DEFENSE

### Held opponent under 100 yards in total offense:

By Pitt: 64, vs. Delaware, 8-30-14 (33 rushing, 31 passing).  
By Opponent: 94, Boston College, 10-7-95 (-11 rushing, 105 passing).

### Held opponent under 100 yards passing:

By Pitt: 60 at West Virginia, 9-16-23 (6-for-11, 1 TD).  
By Opponent: 81, West Virginia, 9-16-23 (8-for-20, 3 INT).

### Held opponent under 50 yards passing:

By Pitt: 48 at Georgia Tech, 9-23-17 (4-for-7).  
By Opponent: 8, Clemson, 12-1-18 (4-for-16).

### Held opponent under 100 yards rushing:

By Pitt: 80 vs. Louisville, 10-14-23 (33 att.).  
By Opponent: 88, Louisville, 10-14-23 (33 att.).

### Held opponent under 75 yards rushing:

By Pitt: -1 vs. Wofford, 9-2-23 (19 att.).  
By Opponent: 38, Virginia Tech, 9-30-23 (24 att.).

### Held opponent under 50 yards rushing:

By Pitt: -1 vs. Wofford, 9-2-23 (19 att.).  
By Opponent: 38, Virginia Tech, 9-30-23 (24 att.).

### Held opponent under 25 yards rushing:

By Pitt: -1 vs. Wofford, 9-2-23 (19 att.).  
By Opponent: 16, Clemson, 11-28-20 (24 att.).

### Held an opponent to negative yards rushing:

By Pitt: -1 vs. Wofford, 9-2-23 (19 att.).  
By Opponent: -5, Georgia Tech, 11-2-13 (21 att.).

### Forced six turnovers:

By Pitt: 6 at Duke, 10-5-19 (3 interceptions, 3 fumbles).  
By Opponent: 6, Georgia Tech, 10-25-14 (6 fumbles).

### Forced five turnovers:

By Pitt: 5 vs. UCLA (Sun Bowl), 12-30-22 (4 interceptions, 1 fumble).  
By Opponent: 6, Georgia Tech, 10-25-14 (6 fumbles).

### Forced four turnovers:

By Pitt: 5 vs. UCLA (Sun Bowl), 12-30-22 (4 interceptions, 1 fumble).  
By Opponent: 4, Louisville, 10-22-22 (2 interceptions, 2 fumbles).

### Forced three interceptions:

By Pitt: 4 vs. UCLA (Sun Bowl), 12-30-22.  
By Opponent: 4, Clemson, 11-28-20.

### Recovered three fumbles:

By Pitt: 3 at Duke, 10-5-19.  
By Opponent: 3, Boston College, 11-30-19.

## PENALTIES

### 100+ yards in penalties:

By Pitt: 101 at Wake Forest, 13 penalties, 10-21-23.  
By Opponent: 104, North Carolina, 12 penalties, 11-11-21.

### 10+ penalties

By Pitt: 13 at Wake Forest, 101 yards, 10-21-23.  
By Opponent: 10, Virginia Tech, 91 yards, 9-30-23.

### Zero penalties:

By Pitt: vs. Youngstown State, 9-2-17.  
By Opponent: West Virginia, 11-13-76.

## OVERTIME GAMES

### Overtime win at home:

By Pitt: 30-23 vs. North Carolina, 11-11-21.  
By Opponent: Boston College, 31-30, 10-10-20.

### Overtime win on the road:

By Pitt: 36-33 (4OT) at Notre Dame, 11-1-08.  
By Opponent: Tennessee, 31-24, 9-10-22.

## PITT HISTORY IN OVERTIME GAMES

All-Time OT Games: 21 (10-11)

1OT Games: 12 (7-5)

2OT Games: 6 (1-5)

3OT Games: 2 (1-1)

4OT Games: 1 (1-0)

DATE	OPPONENT	RESULT
Sept. 14, 1996	Houston	L, 42-35
<b>Oct. 25, 1997</b>	<b>at Rutgers</b>	<b>W, 55-48 (2OT)</b>
<b>Nov. 28, 1997</b>	<b>at West Virginia</b>	<b>W, 41-38 (3OT)</b>
Oct. 7, 2000	at Syracuse	L, 24-17 (2OT)
<b>Oct. 26, 2002</b>	<b>Boston College</b>	<b>W, 19-16</b>
<b>Sept. 25, 2004</b>	<b>Furman</b>	<b>W, 41-38</b>
<b>Oct. 16, 2004</b>	<b>Boston College</b>	<b>W, 20-17</b>
Nov. 6, 2004	at Syracuse	L, 38-31 (2OT)
Sept. 9, 2005	at Ohio	L, 16-10
Nov. 11, 2006	at Connecticut	L, 46-45 (2OT)
Oct. 10, 2007	Navy	L, 48-45 (2OT)
<b>Nov. 1, 2008</b>	<b>at Notre Dame</b>	<b>W, 36-33 (4OT)</b>
Sept. 2, 2010	at Utah	L, 27-24
Nov. 3, 2012	at Notre Dame	L, 29-26 (3OT)
Nov. 1, 2014	Duke	L, 51-48 (2OT)
<b>Sept. 2, 2017</b>	<b>Youngstown State</b>	<b>W, 28-21</b>
<b>Oct. 6, 2018</b>	<b>Syracuse</b>	<b>W, 44-37</b>
<b>Nov. 14, 2019</b>	<b>North Carolina</b>	<b>W, 34-27</b>
Oct. 10, 2020	at Boston College	L, 31-30
<b>Nov. 11, 2021</b>	<b>North Carolina</b>	<b>W, 30-23</b>
Sept. 10, 2022	Tennessee	L, 34-27

Pitt wins in bold

# NCAA Statistics

## Pittsburgh - 2023-24 Football Ranking Summary thru games 10/21/2023

Statistic	National Rank	Conference Rank	Value	National Leader	Value	Conference Leader	Value
3rd Down Conversion Pct (130 ranked)	89	12	0.372	LSU	0.578	North Carolina	0.500
3rd Down Conversion Pct Defense (130 ranked)	39	5	0.351	Georgia	0.236	NC State	0.275
4th Down Conversion Pct (130 ranked)	76	8	0.467	Maryland Minnesota	0.900	Boston College	0.727
4th Down Conversion Pct Defense (130 ranked)	58	10	0.467	Miami (FL)	0.111	Miami (FL)	0.111
Blocked Kicks (30 ranked)	7	1	2	Illinois Oklahoma St.	4	Duke	2
Blocked Kicks Allowed (130 ranked)	1	1	0	65 teams tied	0	9 teams tied	0
Blocked Punts (6 ranked)	1	1	2	5 teams tied	2	Pittsburgh	2
Blocked Punts Allowed (128 ranked)	1	1	0	94 teams tied	0	11 teams tied	0
Completion Percentage (130 ranked)	125	14	0.519	Oregon	0.791	Miami (FL)	0.711
Defensive TDs (39 ranked)	7	1	2	Michigan	4	6 teams tied	2
Fewest Penalties (128 ranked)	124	14	62	Army West Point	20	Wake Forest	27
Fewest Penalties Per Game (129 ranked)	127	14	8.86	Army West Point	2.86	Wake Forest	3.86
Fewest Penalty Yards (130 ranked)	115	12	502	Army West Point	161	Wake Forest	248
Fewest Penalty Yards Per Game (130 ranked)	121	12	71.71	Army West Point	23.00	Wake Forest	35.43
First Downs Defense (130 ranked)	49	8	134	Penn St.	89	Clemson	107
First Downs Offense (130 ranked)	116	14	120	LSU	217	North Carolina	179
Fumbles Lost (130 ranked)	32	5	3	4 teams tied	0	NC State North Carolina	1 1
Fumbles Recovered (118 ranked)	46	9	4	Colorado St.	10	4 teams tied	6
Kickoff Return Defense (130 ranked)	26	2	16.67	North Texas	9.75	Syracuse	12.00
Kickoff Returns (130 ranked)	40	6	22.08	Rutgers	36.67	Miami (FL)	27.87
Net Punting (130 ranked)	102	12	36.61	Vanderbilt	45.97	Duke	44.88
Passes Had Intercepted (128 ranked)	40	5	5	Penn St. Air Force	0	Florida St. 0	2
Passes Intercepted (130 ranked)	78	10	5	Liberty	15	North Carolina	10
Passing Offense (130 ranked)	91	11	209.3	Washington	403.3	North Carolina	321.3
Passing Yards Allowed (130 ranked)	27	4	195.3	Michigan	141.0	Virginia Tech	169.4
Passing Yards per Completion (130 ranked)	29	3	13.44	Air Force	25.79	Louisville	14.18
Punt Return Defense (130 ranked)	85	12	9.38	Louisiana	-1.75	Boston College	0.67
Punt Returns (130 ranked)	107	13	3.82	Kansas	31.00	North Carolina	19.00
Red Zone Defense (129 ranked)	66	9	0.818	Michigan	0.333	Duke	0.611
Red Zone Offense (130 ranked)	14	2	0.938	Oregon St. South Alabama Western Ky.	1.000 1.000 1.000	Florida St.	0.964
Rushing Defense (130 ranked)	45	6	126.4	UCLA	68.6	Miami (FL)	79.6
Rushing Offense (130 ranked)	112	14	111.6	Air Force	306.0	Boston College	210.0
Sacks Allowed (130 ranked)	63	7	2.00	Toledo	0.38	Duke	0.71
Scoring Defense (130 ranked)	62	10	24.6	Michigan	5.9	Duke	13.9
Scoring Offense (130 ranked)	86	11	24.6	LSU	47.4	Florida St.	41.6
Tackles for Loss Allowed (130 ranked)	67	7	5.71	Air Force	2.57	Florida St.	3.71
Team Passing Efficiency (130 ranked)	95	13	123.03	Air Force	280.29	Miami (FL)	162.26
Team Passing Efficiency Defense (130 ranked)	95	13	141.15	Penn St.	91.59	Florida St.	103.10
Team Sacks (130 ranked)	11	1	3.14	Penn St. Texas A&M	4.14	4 teams tied	3.14
Team Tackles for Loss (130 ranked)	14	3	7.3	Oklahoma Texas A&M	9.3 9.3	Clemson Miami (FL)	7.6 7.6
Time of Possession (130 ranked)	120	14	27:08	Utah	34:20	Miami (FL)	33:03
Total Defense (130 ranked)	26	5	321.7	Penn St.	218.1	Clemson	276.1
Total Offense (130 ranked)	113	14	320.9	LSU	552.9	North Carolina	499.7
Turnover Margin (130 ranked)	53	5	0.14	Penn St.	1.71	North Carolina	1.14
Turnovers Gained (129 ranked)	77	10	9	Bowling Green	20	Georgia Tech Louisville North Carolina	14 14 14
Turnovers Lost (130 ranked)	37	4	8	Oregon	1	Florida St.	4
Winning Percentage (128 ranked)	103	13	0.286	8 teams tied	1.000	Florida St.	1.000

Statistic	Player	National Rank	Conference Rank	Value	National Leader	Value	Conference Leader	Value
All Purpose (200 ranked)					Ashton Jeanty, Boise St.	180.57	Malik Washington, Virginia	140.71
Blocked Kicks (1 ranked)	Rasheem Biles	1	1	2	7 players tied		Rasheem Biles, Pittsburgh Wesley Williams, Duke	2
Combined Kick Returns (197 ranked)	Kenny Johnson	46	5	236	Zachariah Branch, Southern California	613	Julian Gray, NC State	406
Completion Percentage (110 ranked)					Bo Nix, Oregon	0.784	Tyler Van Dyke, Miami (FL)	0.705
Completions Per Game (100 ranked)					Shedeur Sanders, Colorado	31.29	Drake Maye, North Carolina	24.29
Field Goal Percentage (109 ranked)	Ben Sauls	83	11	0.667	7 players tied	1.000	Ryan Fitzgerald, Florida St.	1.000
Field Goals Per Game (127 ranked)	Ben Sauls	91	11	0.86	Jose Pizano, UNLV	2.57	Matthew Dennis, Wake Forest	1.86
Forced Fumbles (74 ranked)					Shawn Holton, Texas St. Isaac Walker, Ga. Southern	0.57	Antwaun Powell-Ryland Jr., Virginia Tech	0.43
Fumbles Recovered (47 ranked)	Bam Brima Braylan Lovelace Samuel Okunlola	5 47 47	1 8 8	2 1 1	Drue Watts, Nevada		4	7 players tied
Interceptions Per Game (127 ranked)	M.J. Devonshire	61	7	0.3	Jeremiah Cooper, Iowa St. Brylan Green, Liberty Maxwell Hairston, Kentucky	0.7 0.7 0.7	5 players tied	0.4
Kickoff Return TDs (2 ranked)	Kenny Johnson	2	1	1	Matthew Golden, Houston		6	6 players tied
Kickoff Returns (50 ranked)					Brashard Smith, Miami (FL)	33.9	Brashard Smith, Miami (FL)	33.9
Passes Defended (22 ranked)	M.J. Devonshire	5	1	1.4	Beanie Bishop Jr., West Virginia	1.9	M.J. Devonshire, Pittsburgh Elijah Jones, Boston College	1.4
Passing Efficiency (110 ranked)					Jayden Daniels, LSU	204.3	Tyler Van Dyke, Miami (FL)	171.8
Passing TDs (132 ranked)	Phil Jurkovec Christian Veilleux	96 111	10 13	6 5	Jayden Daniels, LSU	25	Haynes King, Georgia Tech	17
Passing Yards (130 ranked)	Phil Jurkovec	122	14	818	Michael Penix Jr., Washington	2,576	Drake Maye, North Carolina	2,249
Passing Yards Per Game (130 ranked)					Michael Penix Jr., Washington	368.0	Drake Maye, North Carolina	321.3
Passing Yards per Completion (110 ranked)					Kaidon Salter, Liberty	16.97	Jack Plummer, Louisville	14.40
Points Responsible For (198 ranked)					Caleb Williams, Southern California	184	Haynes King, Georgia Tech Jordan Travis, Florida St.	120
Points Responsible For Per Game (200 ranked)					Caleb Williams, Southern California	23.0	Tyler Van Dyke, Miami (FL)	17.3
Punt Return TDs (2 ranked)					Daequan Hardy, Penn St.	2	Alijah Huzzie, North Carolina	1
Punt Returns (49 ranked)	M.J. Devonshire	44	7	3.8	Zachariah Branch, Southern California	21.6	Tucker Holloway, Virginia Tech	15.7
Punting (75 ranked)	Caleb Junko	38	5	43.3	James Ferguson-Reynolds, Boise St.	49.5	Jack Stonehouse, Syracuse	46.1
Receiving TDs (193 ranked)	Bub Means Konata Mumpfield	116 116	12 12	3 3	Brian Thomas Jr., LSU	11	Keon Coleman, Florida St.	7
Receiving Yards (200 ranked)	Konata Mumpfield Bub Means Gavin Bartholomew	158 178 200	19 24 27	347 326 310	Malik Nabers, LSU	981	Malik Washington, Virginia	783
Receiving Yards Per Game (200 ranked)	Konata Mumpfield Bub Means Gavin Bartholomew	152 173 194	20 24 26	49.6 46.6 44.3	Malik Nabers, LSU	122.6	Malik Washington, Virginia	111.9
Receptions Per Game (197 ranked)	Konata Mumpfield	95	10	4.3	LaJohntay Wester, Fla. Atlantic	9.4	Malik Washington, Virginia	8.0
Rush Yards Per Carry (141 ranked)					MarShawn Lloyd, Southern California	7.94	Jawhar Jordan, Louisville	7.43
Rushing TDs (150 ranked)	Rodney Hammond Jr.	150	19	3	Blake Corum, Michigan	13	Thomas Castellanos, Boston College Jordan Waters, Duke	9
Rushing Yards (200 ranked)	C'Bo Flemister	182	22	282	Kimani Vidal, Troy	951	Omarion Hampton, North Carolina	770
Rushing Yards Per Game (200 ranked)	C'Bo Flemister	176	23	40.3	Kimani Vidal, Troy	135.9	Omarion Hampton, North Carolina	110.0
Sacks (130 ranked)	Samuel Okunlola Bam Brima Shayne Simon	85 130 130	11 15 15	0.50 0.43 0.43	Mohamed Kamara, Colorado St.	1.50	Kaimon Rucker, North Carolina	1.07
Scoring (200 ranked)	Ben Sauls	160	20	5.6	Ashton Jeanty, Boise St.	12.9	Andres Borregales, Miami (FL)	9.0
Solo Tackles (21 ranked)					Tyrice Knight, UTEP	7.2	Jonas Sanker, Virginia	6.1
Tackles For Loss (26 ranked)					Tre'mon Morris-Brash, UCF Jonah Elliss, Utah	2.0 2.0	Kaimon Rucker, North Carolina	1.6
Total Interceptions (51 ranked)	M.J. Devonshire	51	6	2	Jeremiah Cooper, Iowa St. Brylan Green, Liberty Maxwell Hairston, Kentucky	5 5 5	5 players tied	3
Total Offense (200 ranked)					Jayden Daniels, LSU	386.8	Drake Maye, North Carolina	350.0
Total Points Scored (128 ranked)					Ashton Jeanty, Boise St.	90	Andres Borregales, Miami (FL)	63
Total Tackles (488 ranked)	Donovan McMillon Javon McIntyre Solomon DeShields	47 158 331	5 18 33	8.1 6.4 5.1	Jason Henderson, Old Dominion	15.4	Payton Wilson, NC State	11.6
Total Touchdowns (108 ranked)					Ashton Jeanty, Boise St.	15	4 players tied	9
Yards per Pass Attempt (110 ranked)					Jayden Daniels, LSU	11.54	Tyler Van Dyke, Miami (FL)	9.40
Yards per Reception (200 ranked)	Gavin Bartholomew Bub Means	36 74	2 8	18.24 16.30	Chris Lewis, Troy	24.27	Wesley Grimes, Wake Forest	18.69



**2023-24 Pittsburgh Football  
Game Results  
All games**

Page 1/1  
as of Oct 22, 2023

**Team Results**

	<b>Date</b>	<b>Opponent</b>		<b>Score</b>	<b>Overall</b>	<b>Conf</b>	<b>Time</b>	<b>Attend</b>
	09/02/2023	Wofford	W	45-7	1-0	0-0	3:01	45096
	09/09/2023	Cincinnati	L	21-27	1-1	0-0	3:20	49398
	09/16/2023	at West Virginia	L	6-17	1-2	0-0	3:19	61106
*	09/23/2023	North Carolina	L	24-41	1-3	0-1	3:27	48544
*	09/30/2023	at Virginia Tech	L	21-38	1-4	0-2	3:20	65632
*	10/14/2023	Louisville	W	38-21	2-4	1-2	3:35	46296
*	10/21/2023	at Wake Forest	L	17-21	2-5	1-3	8:05	31855



2023-24 Pittsburgh Football  
Overall Team Statistics  
All games

Team Statistics

	UP	OPP
<b>Scoring</b>	<b>172</b>	<b>172</b>
Points per game	24.6	24.6
Points Off Turnovers	24	24
<b>First Downs</b>	<b>120</b>	<b>134</b>
Rushing	47	51
Passing	61	62
Penalty	12	21
<b>Rushing Yardage</b>	<b>781</b>	<b>885</b>
Yards gained rushing	978	1143
Yards lost rushing	197	258
Rushing attempts	227	283
Average per rush	3.4	3.1
Average per game	111.6	126.4
TDs Rushing	8	11
<b>Passing Yardage</b>	<b>1465</b>	<b>1367</b>
Comp-Att-Int	109-210-5	112-177-5
Average per pass	7.0	7.7
Average per catch	13.4	12.2
Average per game	209.3	195.3
TDs Passing	11	10
<b>Total offense</b>	<b>2246</b>	<b>2252</b>
Total plays	437	460
Average per play	5.1	4.9
Average per game	320.9	321.7
<b>Kick returns: #-Yards</b>	<b>13-287</b>	<b>6-100</b>
<b>Punt returns: #-Yards</b>	<b>17-65</b>	<b>13-122</b>
<b>Int returns: #-Yards</b>	<b>5-90</b>	<b>5-99</b>
<b>Kick return average</b>	<b>22.1</b>	<b>16.7</b>
<b>Punt return average</b>	<b>3.8</b>	<b>9.4</b>
<b>Int return average</b>	<b>18.0</b>	<b>19.8</b>
<b>Fumbles-Lost</b>	<b>7-3</b>	<b>8-4</b>
<b>Penalties-Yards</b>	<b>62-502</b>	<b>35-343</b>
Average per game	71.7	49.0
<b>Punts-Yards</b>	<b>33-1430</b>	<b>36-1434</b>
Average per punt	43.3	39.8
Net punt average	36.7	36.8
<b>Kickoffs-Yards</b>	<b>35-2252</b>	<b>35-2129</b>
Average per kick	64.3	60.8
Net kick average	41.1	37.4
<b>Time of possession / game</b>	<b>27:08</b>	<b>30:20</b>
<b>3rd-down conversion</b>	<b>35/94</b>	<b>33/94</b>
3rd-down pct	37%	35%
<b>4rd-down conversion</b>	<b>7/15</b>	<b>7/15</b>



**2023-24 Pittsburgh Football  
Overall Team Statistics  
All games**

	<b>UP</b>	<b>OPP</b>
4rd-down pct	47%	47%
<b>Sacks by-Yards</b>	<b>22-153</b>	<b>14-134</b>
<b>Misc Yards</b>	<b>0</b>	<b>0</b>
<b>Touchdowns scored</b>	<b>22</b>	<b>22</b>
<b>Field goals - attempts</b>	<b>6-9</b>	<b>6-7</b>
<b>On-Side kicks</b>	<b>0-0</b>	<b>0-0</b>
<b>Red-zone scores</b>	<b>(15-16) 94%</b>	<b>(18-22) 82%</b>
<b>Red-zone touchdowns</b>	<b>(12-16) 75%</b>	<b>(16-22) 73%</b>
<b>PAT-attempts</b>	<b>(22-22) 100%</b>	<b>(22-22) 100%</b>
<b>2-point conversion-attempts</b>	<b>(0-0) 0%</b>	<b>(0-0) 0%</b>
<b>Attendance</b>	<b>189334</b>	<b>158593</b>
Games / Avg per game	4/47334	3/52864
Neutral site games	-	0/0

**Score by Periods**

<b>Team</b>	<b>1st</b>	<b>2nd</b>	<b>3rd</b>	<b>4th</b>	<b>OT</b>	<b>TOT</b>
Pittsburgh	45	41	48	38	0	172
Opponents	31	73	44	24	0	172



**2023-24 Pittsburgh Football  
Individual Statistics  
All games**

**Rushing**

Player	gp	att	gain	loss	net	avg	td	lg	avg/g
C'Bo Flemister	7	68	300	18	282	4.1	2	38	40.3
Rodney Hammond Jr.	7	60	256	9	247	4.1	3	23	35.3
Daniel Carter	7	23	107	3	104	4.5	2	22	14.9
Phil Jurkovec	5	38	177	118	59	1.6	1	23	11.8
Kenny Johnson	7	5	31	0	31	6.2	0	9	4.4
Christian Veilleux	4	17	54	28	26	1.5	0	11	6.5
Che Nwabuko	7	2	24	1	23	11.5	0	24	3.3
Montravius Lloyd	1	5	20	0	20	4.0	0	5	20.0
Derrick Davis Jr.	6	2	8	0	8	4.0	0	7	1.3
Daejon Reynolds	7	1	1	0	1	1.0	0	1	0.1
Team	7	6	0	20	-20	-3.3	0	0	-2.9
<b>Total</b>	<b>7</b>	<b>227</b>	<b>978</b>	<b>197</b>	<b>781</b>	<b>3.4</b>	<b>8</b>	<b>38</b>	<b>111.6</b>
<b>Opponents</b>	<b>7</b>	<b>283</b>	<b>1143</b>	<b>258</b>	<b>885</b>	<b>3.1</b>	<b>11</b>	<b>68</b>	<b>126.4</b>

**Punt Returns**

Player	no.	yds	avg	td	lg
M.J. Devonshire	16	61	3.8	0	18
Braylan Lovelace	1	4	4.0	0	4
<b>Total</b>	<b>17</b>	<b>65</b>	<b>3.8</b>	<b>0</b>	<b>18</b>
<b>Opponents</b>	<b>13</b>	<b>122</b>	<b>9.4</b>	<b>1</b>	<b>52</b>

**Interceptions**

Player	no.	yds	avg	td	lg
M.J. Devonshire	2	86	43.0	1	86
A.J. Woods	1	2	2.0	0	2
Marquis Williams	1	2	2.0	0	2
Phillip O'Brien Jr.	1	0	0.0	0	0
<b>Total</b>	<b>5</b>	<b>90</b>	<b>18.0</b>	<b>1</b>	<b>86</b>
<b>Opponents</b>	<b>5</b>	<b>99</b>	<b>19.8</b>	<b>0</b>	<b>40</b>

**Passing**

Player	gp	effic	comp-att-int	pct	yds	td	lg	avg/g
Phil Jurkovec	5	124.6	57-112-3	50.9	818	6	75	163.6
Christian Veilleux	4	121.3	52-98-2	53.1	647	5	46	161.8
<b>Total</b>	<b>7</b>	<b>123.0</b>	<b>109-210-5</b>	<b>51.9</b>	<b>1465</b>	<b>11</b>	<b>75</b>	<b>209.3</b>
<b>Opponents</b>	<b>7</b>	<b>141.1</b>	<b>112-177-5</b>	<b>63.3</b>	<b>1367</b>	<b>10</b>	<b>75</b>	<b>195.3</b>

**Kick Returns**

Player	no.	yds	avg	td	lg
Kenny Johnson	7	236	33.7	1	100
C'Bo Flemister	1	6	6.0	0	6
A.J. Woods	1	17	17.0	0	17
Tamarion Crumpley	1	1	1.0	0	1
Nick Lapi	1	8	8.0	0	8
Gavin Bartholomew	1	-1	-1.0	0	0
Konata Mumpfield	1	20	20.0	0	20
<b>Total</b>	<b>13</b>	<b>287</b>	<b>22.1</b>	<b>1</b>	<b>100</b>
<b>Opponents</b>	<b>6</b>	<b>100</b>	<b>16.7</b>	<b>0</b>	<b>19</b>

**Receiving**

Player	gp	no.	yds	avg	td	lg	avg/g
Konata Mumpfield	7	30	347	11.6	3	41	49.6
Bub Means	7	20	326	16.3	3	75	46.6
Gavin Bartholomew	7	17	310	18.2	1	60	44.3
Daejon Reynolds	7	11	154	14.0	0	31	22.0
Kenny Johnson	7	8	97	12.1	1	34	13.9
Rodney Hammond Jr.	7	6	41	6.8	0	15	5.9
C'Bo Flemister	7	5	92	18.4	1	61	13.1
Karter Johnson	7	3	34	11.3	1	23	4.9
Malcolm Epps	6	2	3	1.5	0	4	0.5
Daniel Carter	7	2	4	2.0	0	4	0.6
Jake Renda	3	2	14	7.0	0	12	4.7
Jake McConnachie	2	1	39	39.0	1	39	19.5
Zion Fowler-EI	1	1	-3	-3.0	0	0	-3.0
Montravius Lloyd	1	1	7	7.0	0	7	7.0
<b>Total</b>	<b>7</b>	<b>109</b>	<b>1465</b>	<b>13.4</b>	<b>11</b>	<b>75</b>	<b>209.3</b>
<b>Opponents</b>	<b>7</b>	<b>112</b>	<b>1367</b>	<b>12.2</b>	<b>10</b>	<b>75</b>	<b>195.3</b>

**Fumble Returns**

Player	no.	yds	avg	td	lg
Braylan Lovelace	1	4	4.0	1	4
Bam Brima	2	0	0.0	0	0
Samuel Okunlola	1	0	0.0	0	0
<b>Total</b>	<b>4</b>	<b>4</b>	<b>1.0</b>	<b>1</b>	<b>4</b>
<b>Opponents</b>	<b>3</b>	<b>0</b>	<b>0.0</b>	<b>0</b>	<b>0</b>





**2023-24 Pittsburgh Football  
Individual Statistics  
All games**

**Scoring**

Player	td	fg	PAT						pts
			kick	rush	rcv	pass	dxp	saf	
Ben Sauls	-	6-9	21-21	-	-	-	-	-	39
Bub Means	3	-	-	-	-	-	-	-	18
C'Bo Flemister	3	-	-	-	-	-	-	-	18
Rodney Hammond Jr.	3	-	-	-	-	-	-	-	18
Konata Mumpfield	3	-	-	-	-	-	-	-	18
Daniel Carter	2	-	-	-	-	-	-	-	12
Kenny Johnson	2	-	-	-	-	-	-	-	12
Phil Jurkovec	1	-	-	-	-	-	-	-	6
M.J. Devonshire	1	-	-	-	-	-	-	-	6
Jake McConnachie	1	-	-	-	-	-	-	-	6
Gavin Bartholomew	1	-	-	-	-	-	-	-	6
Karter Johnson	1	-	-	-	-	-	-	-	6
Braylan Lovelace	1	-	-	-	-	-	-	-	6
Samuel Carpenter	-	-	1-1	-	-	-	-	-	1
<b>Total</b>	<b>22</b>	<b>6-9</b>	<b>22-22</b>	<b>0</b>	<b>0</b>	<b>0</b>	<b>0</b>	<b>0</b>	<b>172</b>
<b>Opponents</b>	<b>22</b>	<b>6-7</b>	<b>22-22</b>	<b>0</b>	<b>0</b>	<b>0</b>	<b>0</b>	<b>0</b>	<b>172</b>

**Field Goals**

Player	fg	pct.	01-19	20-29	30-39	40-49	50-99	lg	blk
Ben Sauls	6-9	66.7	0-0	2-2	1-1	3-4	0-2	46	0
<b>Opponents</b>	<b>6-7</b>	<b>85.7</b>	<b>0-0</b>	<b>1-1</b>	<b>1-1</b>	<b>4-5</b>	<b>0-0</b>	<b>48</b>	<b>0</b>

**FG Sequence**

Team Name	Pittsburgh	Opponents
Wofford	(26)	
Cincinnati	42	(22),(47)
West Virginia	(21),(36)	(42)
North Carolina	(44),58	(43),(48)
Virginia Tech	51	(32)
Louisville	(46)	47
Wake Forest	(41)	

Numbers in (parentheses) indicate field goal was made

**Total Offense**

Player	g	plays	rush	pass	total	avg/g
Phil Jurkovec	5	150	59	818	877	175.4
Christian Veilleux	4	115	26	647	673	168.3
C'Bo Flemister	7	68	282	0	282	40.3
Rodney Hammond Jr.	7	60	247	0	247	35.3
Daniel Carter	7	23	104	0	104	14.9
Kenny Johnson	7	5	31	0	31	4.4
Che Nwabuko	7	2	23	0	23	3.3
Montravius Lloyd	1	5	20	0	20	20.0
Derrick Davis Jr.	6	2	8	0	8	1.3
Daejon Reynolds	7	1	1	0	1	0.1
Team	7	0	-20	0	-20	-2.9
<b>Total</b>	<b>7</b>	<b>437</b>	<b>781</b>	<b>1465</b>	<b>2246</b>	<b>320.9</b>
<b>Opponents</b>	<b>7</b>	<b>460</b>	<b>885</b>	<b>1367</b>	<b>2252</b>	<b>321.7</b>

**Punting**

Player	no.	yds	avg	lg	tb	fc	i20	50+	blk
Caleb Junko	33	1430	43.3	61	5	6	7	12	0
<b>Total</b>	<b>33</b>	<b>1430</b>	<b>43.3</b>	<b>61</b>	<b>5</b>	<b>6</b>	<b>7</b>	<b>12</b>	<b>0</b>
<b>Opponents</b>	<b>36</b>	<b>1434</b>	<b>39.8</b>	<b>68</b>	<b>3</b>	<b>6</b>	<b>12</b>	<b>9</b>	<b>2</b>

**Kickoffs**

Player	no.	yds	avg	tb	ob	retn	net	ydl/n
Ben Sauls	35	2252	64.3	27	0			
<b>Total</b>	<b>35</b>	<b>2252</b>	<b>64.3</b>	<b>27</b>	<b>0</b>	<b>5</b>	<b>41.1</b>	<b>23</b>
<b>Opponents</b>	<b>35</b>	<b>2129</b>	<b>60.8</b>	<b>19</b>	<b>1</b>	<b>12</b>	<b>37.4</b>	<b>27</b>



2023-24 Pittsburgh Football  
Individual Statistics  
All games

All Purpose

Player	g	rush	rcv	pr	kr	ir	total	avg/g
C'Bo Flemister	7	282	92	0	6	0	380	54.3
Konata Mumpfield	7	0	347	0	20	0	367	52.4
Kenny Johnson	7	31	97	0	236	0	364	52.0
Bub Means	7	0	326	0	0	0	326	46.6
Gavin Bartholomew	7	0	310	0	-1	0	309	44.1
Rodney Hammond Jr.	7	247	41	0	0	0	288	41.1
Daejon Reynolds	7	1	154	0	0	0	155	22.1
M.J. Devonshire	7	0	0	61	0	86	147	21.0
Daniel Carter	7	104	4	0	0	0	108	15.4
Phil Jurkovec	5	59	0	0	0	0	59	11.8
Jake McConnachie	2	0	39	0	0	0	39	19.5
Karter Johnson	7	0	34	0	0	0	34	4.9
Montravius Lloyd	1	20	7	0	0	0	27	27.0
Christian Veilleux	4	26	0	0	0	0	26	6.5
Che Nwabuko	7	23	0	0	0	0	23	3.3
A.J. Woods	7	0	0	0	17	2	19	2.7
Jake Renda	3	0	14	0	0	0	14	4.7
Derrick Davis Jr.	6	8	0	0	0	0	8	1.3
Nick Lapi	6	0	0	0	8	0	8	1.3
Braylan Lovelace	6	0	0	4	0	0	4	0.7
Malcolm Epps	6	0	3	0	0	0	3	0.5
Marquis Williams	7	0	0	0	0	2	2	0.3
Tamarion Crumpley	7	0	0	0	1	0	1	0.1
Zion Fowler-El	1	0	-3	0	0	0	-3	-3.0
Team	7	-20	0	0	0	0	-20	-2.9
<b>Total</b>	<b>7</b>	<b>781</b>	<b>1465</b>	<b>65</b>	<b>287</b>	<b>90</b>	<b>2688</b>	<b>384.0</b>
<b>Opponents</b>	<b>7</b>	<b>885</b>	<b>1367</b>	<b>122</b>	<b>100</b>	<b>99</b>	<b>2573</b>	<b>367.6</b>



**2023-24 Pittsburgh Football**  
**Overall Defense Statistics**  
**All games**

**Team Defense**

##	Player	gp	Tackles				tfl/yds	Sacks		Pass defense			Fumbles		blkd	
			ua	a	tot	no-yds		int-yds	brup	qbh	fr-yds	ff	kick	saf		
3	Donovan McMillon	7	24	33	57	.	.	.	1	.	.	.	.	.		
7	Javon McIntyre	7	21	24	45	1.5-6	.	.	4	.	.	.	.	.		
23	Solomon DeShields	7	19	17	36	6.5-32	2-18	.	.	1	.	.	.	.		
32	Shayne Simon	7	13	14	27	5-30	3-23	.	1	2	.	.	.	.		
30	Brandon George	7	12	14	26	2-15	1-14	.	.	.	.	.	.	.		
11	Bangally Kamara	5	12	13	25	3-13	1-9	.	1	3	.	.	.	.		
2	David Green	7	7	16	23	3-7	1.5-3	.	.	.	.	.	.	.		
5	Phillip O'Brien Jr.	6	13	10	23	.	.	1-0	2	.	.	.	.	.		
50	Dayon Hayes	7	10	12	22	5.5-17	2-11	.	2	5	.	.	.	.		
9	A.J. Woods	7	12	9	21	3-8	2-7	1-2	.	1	.	.	.	.		
12	M.J. Devonshire	7	11	10	21	0.5-1	.	2-86	8	.	.	.	.	.		
57	Bam Brima	7	9	11	20	3-22	3-22	.	.	3	2-0	.	.	.		
6	Nate Temple	7	6	12	18	1.5-1	0.5-0	.	.	2	.	.	.	.		
35	Braylan Lovelace	6	6	11	17	1-1	.	.	.	.	1-4	.	.	.		
14	Marquis Williams	7	11	6	17	1.5-5	.	1-2	2	.	.	.	.	.		
0	Deandre Jules	7	9	6	15	5-22	1-7	.	.	1	.	1	.	.		
92	Tyler Bentley	7	2	12	14	0.5-3	0.5-3	.	.	.	.	.	.	.		
38	Kyle Louis	5	3	10	13	1.5-3	.	.	.	1	.	.	.	.		
95	Devin Danielson	6	2	10	12	1.5-7	1.5-7	.	.	.	.	.	.	.		
59	Nick Lapi	6	4	6	10	1-5	.	.	.	.	.	.	.	.		
8	Samuel Okunlola	6	5	3	8	3-29	3-29	.	.	.	1-0	1	.	.		
20	Jordan Bass	5	3	1	4	1-3	.	.	.	.	.	.	.	.		
10	Ryland Gandy	7	3	1	4	.	.	.	.	.	.	.	.	.		
54	Dylan Bennett	7	3	.	3	.	.	.	.	.	.	.	.	.		
44	Jimmy Scott	6	.	3	3	.	.	.	.	.	.	.	.	.		
4	Nahki Johnson	7	.	2	2	0.5-0	.	.	.	.	.	.	.	.		
49	Byron Floyd	7	.	2	2	.	.	.	.	.	.	.	.	.		
25	Stephon Hall	6	.	1	1	.	.	.	.	.	.	.	.	.		
5	Phil Jurkovec	5	1	.	1	.	.	.	.	.	.	.	.	.		
94	Elliot Donald	4	1	.	1	.	.	.	.	.	.	.	.	.		
2	Kenny Johnson	7	1	.	1	.	.	.	.	.	.	.	.	.		
19	Jahvante Royal	7	.	1	1	.	.	.	.	.	.	.	.	.		
34	Derrick Davis Jr.	6	1	.	1	.	.	.	.	.	.	.	.	.		
9	Konata Mumpfield	7	1	.	1	.	.	.	.	.	.	.	.	.		
31	Rasheem Biles	5	.	.	.	.	.	.	.	.	.	.	2	.		
<b>Totals</b>		<b>7</b>	<b>225</b>	<b>270</b>	<b>495</b>	<b>51-230</b>	<b>22-153</b>	<b>5-90</b>	<b>21</b>	<b>19</b>	<b>4-4</b>	<b>2</b>	<b>2</b>	<b>0</b>		
Opponents		7	193	238	431	40-186	14-134	5-99	28	30	3-0	2	0	0		



**2023-24 Pittsburgh Football  
Team Game-by-Game  
All games**

Date	Opponent	Rushing				Receiving				Passing				Kick Returns				Punt Returns				tot off		
		no.	yds	td	lg	no.	yds	td	lg	cmp	att	int	yds	td	lg	no.	yds	td	lg	no.	yds		td	lg
09/02/2023	Wofford	45	217	4	24	22	274	2	39	22	32	0	274	2	39	1	17	0	17	4	20	0	12	491
09/09/2023	Cincinnati	29	83	0	38	10	179	3	60	10	32	0	179	3	60	2	28	0	20	2	8	0	11	262
09/16/2023	at West Virginia	36	130	0	16	8	81	0	27	8	20	3	81	0	27	3	69	0	29	3	2	0	9	211
09/23/2023	North Carolina	28	113	2	23	18	194	0	40	18	33	2	194	0	40	3	120	1	100	2	11	0	10	307
09/30/2023	at Virginia Tech	24	38	0	12	11	235	2	75	11	22	0	235	2	75	1	25	0	25	1	-6	0	0	273
10/14/2023	Louisville	33	88	2	18	12	200	2	46	12	26	0	200	2	46	2	29	0	23	2	5	0	3	288
10/21/2023	at Wake Forest	32	112	0	30	28	302	2	41	28	45	0	302	2	41	1	-1	0	0	3	25	0	18	414
<b>Pittsburgh</b>		<b>227</b>	<b>781</b>	<b>8</b>	<b>38</b>	<b>109</b>	<b>1465</b>	<b>11</b>	<b>75</b>	<b>109</b>	<b>210</b>	<b>5</b>	<b>1465</b>	<b>11</b>	<b>75</b>	<b>13</b>	<b>287</b>	<b>1</b>	<b>100</b>	<b>17</b>	<b>65</b>	<b>0</b>	<b>18</b>	<b>2246</b>
<b>Opponents</b>		<b>283</b>	<b>885</b>	<b>11</b>	<b>68</b>	<b>112</b>	<b>1367</b>	<b>10</b>	<b>75</b>	<b>112</b>	<b>177</b>	<b>5</b>	<b>1367</b>	<b>10</b>	<b>75</b>	<b>6</b>	<b>100</b>	<b>0</b>	<b>19</b>	<b>13</b>	<b>122</b>	<b>1</b>	<b>52</b>	<b>2252</b>

**Pittsburgh Averages**

Games	Avg/ rush	Avg/ catch	Pass effic	KR avg	PR avg	All purpose avg/game	Total offense avg/game
7	3.4	13.4	123.0	22.1	3.8	384.0	320.9

Date	Opponent	Tackles			Sacks no-yds	Fumble ff fr-yds	Pass Defense			blkd kick	PAT attempts			off				
		ua	a	total			tfl-yds	int-yds	qbh		brup	kick	rush	rcv	saf	t/o	pts	
09/02/2023	Wofford	16	20	36	6.0-38	4-33	0	1-0	0-0	2	2	0	6-6	0	0	0	7	45
09/09/2023	Cincinnati	34	44	78	6.0-20	3-8	0	0-0	1-2	8	1	0	3-3	0	0	0	0	21
09/16/2023	at West Virginia	32	48	80	2.0-16	2-16	0	1-0	0-0	0	3	1	0-0	0	0	0	0	6
09/23/2023	North Carolina	34	36	70	9.0-39	5-27	0	0-0	0-0	1	2	1	3-3	0	0	0	0	24
09/30/2023	at Virginia Tech	42	42	84	12.0-38	2-14	0	1-4	0-0	4	3	0	3-3	0	0	0	7	21
10/14/2023	Louisville	40	38	78	7.0-57	4-48	2	1-0	2-88	2	8	0	5-5	0	0	0	7	38
10/21/2023	at Wake Forest	27	42	69	9.0-22	2-7	0	0-0	2-0	2	2	0	2-2	0	0	0	3	17
<b>Pittsburgh</b>		<b>225</b>	<b>270</b>	<b>495</b>	<b>51.0-230</b>	<b>22-153</b>	<b>2</b>	<b>4-4</b>	<b>5-90</b>	<b>19</b>	<b>21</b>	<b>2</b>	<b>22-22</b>	<b>0</b>	<b>0</b>	<b>0</b>	<b>24</b>	<b>172</b>
<b>Opponents</b>		<b>193</b>	<b>238</b>	<b>431</b>	<b>40.0-186</b>	<b>14-134</b>	<b>2</b>	<b>3-0</b>	<b>5-99</b>	<b>30</b>	<b>28</b>	<b>0</b>	<b>22-22</b>	<b>0</b>	<b>0</b>	<b>0</b>	<b>24</b>	<b>172</b>

Date	Opponent	Punting										Field Goals			Kickoffs			
		no.	yds	avg	long	blkd	tb	fc	50+	i20	md-att	long	blkd	no.	yds	avg	tb	ob
09/02/2023	Wofford	2	92	46.0	47	0	1	1	0	0	1-1	26	0	8	519	64.9	7	0
09/09/2023	Cincinnati	5	237	47.4	59	0	1	0	2	1	0-1	0	0	4	253	63.3	3	0
09/16/2023	at West Virginia	4	204	51.0	56	0	1	1	2	1	2-2	36	0	3	189	63.0	2	0
09/23/2023	North Carolina	3	152	50.7	52	0	0	0	3	0	1-2	44	0	5	322	64.4	3	0
09/30/2023	at Virginia Tech	6	258	43.0	61	0	0	0	3	2	0-1	0	0	4	260	65.0	3	0
10/14/2023	Louisville	6	240	40.0	55	0	1	2	1	2	1-1	46	0	7	450	64.3	6	0
10/21/2023	at Wake Forest	7	247	35.3	54	0	1	2	1	1	1-1	41	0	4	259	64.8	3	0
<b>Pittsburgh</b>		<b>33</b>	<b>1430</b>	<b>43.3</b>	<b>61</b>	<b>0</b>	<b>5</b>	<b>6</b>	<b>12</b>	<b>7</b>	<b>6-9</b>	<b>46</b>	<b>0</b>	<b>35</b>	<b>2252</b>	<b>64.3</b>	<b>27</b>	<b>0</b>
<b>Opponents</b>		<b>36</b>	<b>1434</b>	<b>39.8</b>	<b>68</b>	<b>2</b>	<b>3</b>	<b>6</b>	<b>9</b>	<b>12</b>	<b>6-7</b>	<b>48</b>	<b>0</b>	<b>35</b>	<b>2129</b>	<b>60.8</b>	<b>19</b>	<b>1</b>



**2023-24 Pittsburgh Football  
Opponents Game-by-Game  
All games**

Date	Opponent	Rushing				Receiving				Passing				Kick Returns				Punt Returns				tot off		
		no.	yds	td	lg	no.	yds	td	lg	cmp	att	int	yds	td	lg	no.	yds	td	lg	no.	yds		td	lg
09/02/2023	Wofford	19	-1	0	14	12	127	1	75	12	17	0	127	1	75	0	0	0	0	0	0	0	0	126
09/09/2023	Cincinnati	42	216	1	68	19	155	2	30	19	27	1	155	2	30	1	15	0	15	2	5	0	3	371
09/16/2023	at West Virginia	51	151	1	17	6	60	1	15	6	11	0	60	1	15	1	18	0	18	2	15	0	12	211
09/23/2023	North Carolina	39	77	3	26	22	296	1	52	22	30	0	296	1	52	1	18	0	18	2	81	1	52	373
09/30/2023	at Virginia Tech	59	199	2	26	12	228	3	54	12	19	0	228	3	54	1	18	0	18	2	8	0	8	427
10/14/2023	Louisville	32	71	2	30	29	350	1	34	29	52	2	350	1	34	1	12	0	7	2	4	0	2	421
10/21/2023	at Wake Forest	41	172	2	42	12	151	1	33	12	21	2	151	1	33	1	19	0	19	3	9	0	9	323
<b>Opponents</b>		<b>283</b>	<b>885</b>	<b>11</b>	<b>68</b>	<b>112</b>	<b>1367</b>	<b>10</b>	<b>75</b>	<b>112</b>	<b>177</b>	<b>5</b>	<b>1367</b>	<b>10</b>	<b>75</b>	<b>6</b>	<b>100</b>	<b>0</b>	<b>19</b>	<b>13</b>	<b>122</b>	<b>1</b>	<b>52</b>	<b>2252</b>
<b>Pittsburgh</b>		<b>227</b>	<b>781</b>	<b>8</b>	<b>38</b>	<b>109</b>	<b>1465</b>	<b>11</b>	<b>75</b>	<b>109</b>	<b>210</b>	<b>5</b>	<b>1465</b>	<b>11</b>	<b>75</b>	<b>13</b>	<b>287</b>	<b>1</b>	<b>100</b>	<b>17</b>	<b>65</b>	<b>0</b>	<b>18</b>	<b>2246</b>

**Opponents Averages**

Games	Avg/ rush	Avg/ catch	Pass effic	KR avg	PR avg	All purpose avg/game	Total offense avg/game
7	3.1	12.2	141.1	16.7	9.4	367.6	321.7

Date	Opponent	Tackles			Sacks	Fumble	Pass Defense			blkd	PAT attempts			off				
		ua	a	total	tfl-yds	no-yds	ff	fr-yds	int-yds	qbh	brup	kick	kick	rush	rcv	saf	t/o	pts
09/02/2023	Wofford	32	56	88	3.0-16	1-12	0	0-0	0-0	3	1	0	1-1	0	0	0	0	7
09/09/2023	Cincinnati	26	24	50	8.0-46	5-38	1	1-0	0-0	6	9	0	3-3	0	0	0	7	27
09/16/2023	at West Virginia	32	34	66	5.0-16	1-9	0	0-0	3-66	2	4	0	2-2	0	0	0	10	17
09/23/2023	North Carolina	28	28	56	5.0-43	2-36	0	1-0	2-33	7	5	0	5-5	0	0	0	0	41
09/30/2023	at Virginia Tech	17	24	41	6.0-39	4-34	1	1-0	0-0	4	3	0	5-5	0	0	0	7	38
10/14/2023	Louisville	19	46	65	4.0-8	1-5	0	0-0	0-0	1	3	0	3-3	0	0	0	0	21
10/21/2023	at Wake Forest	39	26	65	9.0-18	0-0	0	0-0	0-0	7	3	0	3-3	0	0	0	0	21
<b>Opponents</b>		<b>193</b>	<b>238</b>	<b>431</b>	<b>40.0-186</b>	<b>14-134</b>	<b>2</b>	<b>3-0</b>	<b>5-99</b>	<b>30</b>	<b>28</b>	<b>0</b>	<b>22-22</b>	<b>0</b>	<b>0</b>	<b>0</b>	<b>24</b>	<b>172</b>
<b>Pittsburgh</b>		<b>225</b>	<b>270</b>	<b>495</b>	<b>51.0-230</b>	<b>22-153</b>	<b>2</b>	<b>4-4</b>	<b>5-90</b>	<b>19</b>	<b>21</b>	<b>2</b>	<b>22-22</b>	<b>0</b>	<b>0</b>	<b>0</b>	<b>24</b>	<b>172</b>

Date	Opponent	Punting										Field Goals			Kickoffs			
		no.	yds	avg	long	blkd	tb	fc	50+	i20	md-att	long	blkd	no.	yds	avg	tb	ob
09/02/2023	Wofford	8	358	44.8	68	0	1	1	3	3	0-0	0	0	2	130	65.0	1	0
09/09/2023	Cincinnati	5	198	39.6	47	0	0	2	0	2	2-2	47	0	6	357	59.5	4	0
09/16/2023	at West Virginia	4	133	33.3	50	1	0	0	1	2	1-1	42	0	4	258	64.5	1	0
09/23/2023	North Carolina	4	131	32.8	59	1	0	1	1	1	2-2	48	0	8	483	60.4	5	0
09/30/2023	at Virginia Tech	5	202	40.4	52	0	1	1	2	1	1-1	32	0	7	461	65.9	6	0
10/14/2023	Louisville	3	129	43.0	52	0	0	0	1	0	0-1	0	0	4	223	55.8	0	0
10/21/2023	at Wake Forest	7	283	40.4	50	0	1	1	1	3	0-0	0	0	4	217	54.3	2	1
<b>Opponents</b>		<b>36</b>	<b>1434</b>	<b>39.8</b>	<b>68</b>	<b>2</b>	<b>3</b>	<b>6</b>	<b>9</b>	<b>12</b>	<b>6-7</b>	<b>48</b>	<b>0</b>	<b>35</b>	<b>2129</b>	<b>60.8</b>	<b>19</b>	<b>1</b>
<b>Pittsburgh</b>		<b>33</b>	<b>1430</b>	<b>43.3</b>	<b>61</b>	<b>0</b>	<b>5</b>	<b>6</b>	<b>12</b>	<b>7</b>	<b>6-9</b>	<b>46</b>	<b>0</b>	<b>35</b>	<b>2252</b>	<b>64.3</b>	<b>27</b>	<b>0</b>



**2023-24 Pittsburgh Football**  
**Team Game Highs**  
**All games**

**Pittsburgh - Game Highs**

<b>RUSHES</b>	45	Wofford (09/02/2023)
<b>YARDS RUSHING</b>	217	Wofford (09/02/2023)
<b>YARDS PER RUSH</b>	4.8	Wofford (09/02/2023)
<b>TD RUSHES</b>	4	Wofford (09/02/2023)
<b>PASS ATTEMPTS</b>	45	at Wake Forest (10/21/2023)
<b>PASS COMPLETIONS</b>	28	at Wake Forest (10/21/2023)
<b>YARDS PASSING</b>	302	at Wake Forest (10/21/2023)
<b>YARDS PER PASS</b>	10.7	at Virginia Tech (09/30/2023)
<b>TD PASSES</b>	3	Cincinnati (09/09/2023)
<b>TOTAL PLAYS</b>	77	at Wake Forest (10/21/2023)
	77	Wofford (09/02/2023)
<b>TOTAL OFFENSE</b>	491	Wofford (09/02/2023)
<b>YARDS PER PLAY</b>	6.4	Wofford (09/02/2023)
<b>POINTS</b>	45	Wofford (09/02/2023)
<b>SACKS BY</b>	5	North Carolina (09/23/2023)
<b>FIRST DOWNS</b>	30	Wofford (09/02/2023)
<b>PENALTIES</b>	13	at Wake Forest (10/21/2023)
<b>PENALTY YARDS</b>	101	at Wake Forest (10/21/2023)
<b>TURNOVERS</b>	3	North Carolina (09/23/2023)
	3	at West Virginia (09/16/2023)
<b>PUNTS</b>	7	at Wake Forest (10/21/2023)
<b>PUNTING AVG</b>	51.0	at West Virginia (09/16/2023)
<b>LONG PUNT</b>	61	at Virginia Tech (09/30/2023)
<b>PUNTS INSIDE 20</b>	2	Louisville (10/14/2023)
	2	at Virginia Tech (09/30/2023)
<b>LONG PUNT RETURN</b>	18	at Wake Forest (10/21/2023)



**2023-24 Pittsburgh Football  
Opponent Match Highs  
All games**

**Opponent - Game Highs**

<b>RUSHES</b>	59	at Virginia Tech (09/30/2023)
<b>YARDS RUSHING</b>	216	Cincinnati (09/09/2023)
<b>YARDS PER RUSH</b>	5.1	Cincinnati (09/09/2023)
<b>TD RUSHES</b>	3	North Carolina (09/23/2023)
<b>PASS ATTEMPTS</b>	52	Louisville (10/14/2023)
<b>PASS COMPLETIONS</b>	29	Louisville (10/14/2023)
<b>YARDS PASSING</b>	350	Louisville (10/14/2023)
<b>YARDS PER PASS</b>	12.0	at Virginia Tech (09/30/2023)
<b>TD PASSES</b>	3	at Virginia Tech (09/30/2023)
<b>TOTAL PLAYS</b>	84	Louisville (10/14/2023)
<b>TOTAL OFFENSE</b>	427	at Virginia Tech (09/30/2023)
<b>YARDS PER PLAY</b>	5.5	at Virginia Tech (09/30/2023)
<b>POINTS</b>	41	North Carolina (09/23/2023)
<b>SACKS BY</b>	5	Cincinnati (09/09/2023)
<b>FIRST DOWNS</b>	28	Louisville (10/14/2023)
<b>PENALTIES</b>	10	at Virginia Tech (09/30/2023)
<b>PENALTY YARDS</b>	91	at Virginia Tech (09/30/2023)
<b>TURNOVERS</b>	3	Louisville (10/14/2023)
<b>PUNTS</b>	8	Wofford (09/02/2023)
<b>PUNTING AVG</b>	44.8	Wofford (09/02/2023)
<b>LONG PUNT</b>	68	Wofford (09/02/2023)
<b>PUNTS INSIDE 20</b>	3	at Wake Forest (10/21/2023)
	3	Wofford (09/02/2023)
<b>LONG PUNT RETURN</b>	52	North Carolina (09/23/2023)



2023-24 Pittsburgh Football  
Individual Game Highs  
All games

Pittsburgh - Individual Game Highs

<b>RUSHES</b>	23	C'Bo Flemister at Wake Forest (10/21/2023)
<b>YARDS RUSHING</b>	105	C'Bo Flemister at Wake Forest (10/21/2023)
<b>TD RUSHES</b>	2	C'Bo Flemister vs Louisville (10/14/2023)
	2	Rodney Hammond Jr. vs Wofford (09/02/2023)
<b>LONG RUSH</b>	38	C'Bo Flemister vs Cincinnati (09/09/2023)
<b>PASS ATTEMPTS</b>	45	Christian Veilleux at Wake Forest (10/21/2023)
<b>PASS COMPLETIONS</b>	28	Christian Veilleux at Wake Forest (10/21/2023)
<b>YARDS PASSING</b>	302	Christian Veilleux at Wake Forest (10/21/2023)
<b>TD PASSES</b>	3	Phil Jurkovec vs Cincinnati (09/09/2023)
<b>LONG PASS</b>	75	Phil Jurkovec at Virginia Tech (09/30/2023)
<b>RECEPTIONS</b>	9	Bub Means at Wake Forest (10/21/2023)
<b>YARDS RECEIVING</b>	109	Bub Means at Wake Forest (10/21/2023)
<b>TD RECEPTIONS</b>	2	Konata Mumpfield vs Cincinnati (09/09/2023)
<b>LONG RECEPTION</b>	75	Bub Means at Virginia Tech (09/30/2023)
<b>PUNTS</b>	7	Caleb Junko at Wake Forest (10/21/2023)
<b>PUNTING AVG</b>	51.0	Caleb Junko at West Virginia (09/16/2023)
<b>LONG PUNT</b>	61	Caleb Junko at Virginia Tech (09/30/2023)
<b>PUNTS INSIDE 20</b>	2	Caleb Junko vs Louisville (10/14/2023)
	2	Caleb Junko at Virginia Tech (09/30/2023)
<b>LONG PUNT RETURN</b>	18	M.J. Devonshire at Wake Forest (10/21/2023)
<b>LONG KICKOFF RETURN</b>	100	Kenny Johnson vs North Carolina (09/23/2023)
<b>TACKLES</b>	18	Donovan McMillon at West Virginia (09/16/2023)
<b>SACKS</b>	2	A.J. Woods at Wake Forest (10/21/2023)
	2	Bam Brima at Virginia Tech (09/30/2023)
<b>TACKLES FOR LOSS</b>	3	A.J. Woods at Wake Forest (10/21/2023)





**2023-24 Pittsburgh Football  
Opponent Individual Match Highs  
All games**

**Opponent - Individual Game Highs**

<b>RUSHES</b>	24	Bhayshul Tuten at Virginia Tech (09/30/2023)
<b>YARDS RUSHING</b>	153	Corey Kiner vs Cincinnati (09/09/2023)
<b>TD RUSHES</b>	2	Demond Claiborne at Wake Forest (10/21/2023)
	2	Isaac Guerendo vs Louisville (10/14/2023)
	2	Kyron Drones at Virginia Tech (09/30/2023)
	2	Drake Maye vs North Carolina (09/23/2023)
<b>LONG RUSH</b>	68	Corey Kiner vs Cincinnati (09/09/2023)
<b>PASS ATTEMPTS</b>	52	Jack Plummer vs Louisville (10/14/2023)
<b>PASS COMPLETIONS</b>	29	Jack Plummer vs Louisville (10/14/2023)
<b>YARDS PASSING</b>	350	Jack Plummer vs Louisville (10/14/2023)
<b>TD PASSES</b>	3	Kyron Drones at Virginia Tech (09/30/2023)
<b>LONG PASS</b>	75	Bryce Corriston vs Wofford (09/02/2023)
<b>RECEPTIONS</b>	9	Jamari Thrash vs Louisville (10/14/2023)
<b>YARDS RECEIVING</b>	120	Jamari Thrash vs Louisville (10/14/2023)
<b>TD RECEPTIONS</b>	1	Cameron Hite at Wake Forest (10/21/2023)
	1	Chris Bell vs Louisville (10/14/2023)
	1	Da'Quan Felton at Virginia Tech (09/30/2023)
	1	Bhayshul Tuten at Virginia Tech (09/30/2023)
	1	Jaylin Lane at Virginia Tech (09/30/2023)
	1	Kobe Paysour vs North Carolina (09/23/2023)
	1	Kole Taylor at West Virginia (09/16/2023)
	1	Braden Smith vs Cincinnati (09/09/2023)
	1	Payten Singletary vs Cincinnati (09/09/2023)
	1	Tyler Parker vs Wofford (09/02/2023)
<b>LONG RECEPTION</b>	75	Tyler Parker vs Wofford (09/02/2023)
<b>FIELD GOALS</b>	2	Noah Burnette vs North Carolina (09/23/2023)
	2	Carter Brown vs Cincinnati (09/09/2023)
<b>LONG FIELD GOALS</b>	48	Noah Burnette vs North Carolina (09/23/2023)
<b>PUNTS</b>	7	Ivan Mora at Wake Forest (10/21/2023)
	7	Atkins Roberts vs Wofford (09/02/2023)
<b>PUNTING AVG</b>	48.0	Devery Cagle vs Wofford (09/02/2023)
<b>LONG PUNT</b>	68	Atkins Roberts vs Wofford (09/02/2023)
<b>PUNTS INSIDE 20</b>	3	Ivan Mora at Wake Forest (10/21/2023)
	3	Atkins Roberts vs Wofford (09/02/2023)
<b>LONG PUNT RETURN</b>	52	Alijah Huzzie vs North Carolina (09/23/2023)
<b>LONG KICKOFF RETURN</b>	19	Demond Claiborne at Wake Forest (10/21/2023)
<b>TACKLES</b>	12	T.J. Quinn vs Louisville (10/14/2023)
	12	John Michael DiRoberto vs Wofford (09/02/2023)
<b>SACKS</b>	2	Kaimon Rucker vs North Carolina (09/23/2023)
<b>TACKLES FOR LOSS</b>	2	Quincy Bryant at Wake Forest (10/21/2023)
	2	Kaimon Rucker vs North Carolina (09/23/2023)
	2	Jack Dingle vs Cincinnati (09/09/2023)
	2	Jowon Briggs vs Cincinnati (09/09/2023)
<b>INTERCEPTIONS</b>	2	Alijah Huzzie vs North Carolina (09/23/2023)



**2023-24 Pittsburgh Football  
Games Played  
All games**

##	Player	GP-GS	WOF	UC	WVU	UNC	VT	LOU	WF
0	Bub Means	7/5	START	START	START	START	START	XXX	XXX
0	Deandre Jules	7/6	START	START	XXX	START	START	START	START
2	David Green	7/3	XXX	XXX	START	START	START	XXX	XXX
2	Kenny Johnson	7/2	XXX	XXX	XXX	XXX	XXX	START	START
3	Donovan McMillon	7/4	XXX	XXX	START	START	START	XXX	START
3	Daejon Reynolds	7/5	START	START	START	START	XXX	START	XXX
4	Daniel Carter	7/1	START	XXX	XXX	XXX	XXX	XXX	XXX
4	Nahki Johnson	7/0	XXX	XXX	XXX	XXX	XXX	XXX	XXX
5	Phil Jurkovec	5/5	START	START	START	START	START	...	...
5	Phillip O'Brien Jr.	6/3	START	START	...	XXX	XXX	START	XXX
6	Nate Temple	7/5	START	START	START	XXX	XXX	START	START
6	Rodney Hammond Jr.	7/4	XXX	START	START	START	START	XXX	XXX
7	Malcolm Epps	6/0	XXX	XXX	XXX	XXX	XXX	XXX	...
7	Javon McIntyre	7/7	START	START	START	START	START	START	START
8	Karter Johnson	7/2	XXX	XXX	XXX	XXX	START	XXX	START
8	Samuel Okunlola	6/0	XXX	XXX	...	XXX	XXX	XXX	XXX
9	A.J. Woods	7/1	XXX	XXX	XXX	START	XXX	XXX	XXX
9	Konata Mumpfield	7/7	START	START	START	START	START	START	START
10	Ryland Gandy	7/0	XXX	XXX	XXX	XXX	XXX	XXX	XXX
11	Bangally Kamara	5/5	START	START	START	...	...	START	START
11	Christian Veilleux	4/2	XXX	...	...	XXX	...	START	START
12	M.J. Devonshire	7/6	START	START	START	XXX	START	START	START
12	Zion Fowler-El	1/0	XXX	...	...	...	...	...	...
14	Marquis Williams	7/7	START	START	START	START	START	START	START
14	Ty Dieffenbach	0/0	...	...	...	...	...	...	...
15	Rashad Battle	0/0	...	...	...	...	...	...	...
15	Tamarion Crumpley	7/0	XXX	XXX	XXX	XXX	XXX	XXX	XXX
15	Montravius Lloyd	1/0	XXX	...	...	...	...	...	...
16	Jesse Anderson	0/0	...	...	...	...	...	...	...
16	David Lynch	0/0	...	...	...	...	...	...	...
17	Jake Frantl	0/0	...	...	...	...	...	...	...
18	Israel Polk	2/0	XXX	XXX	...	...	...	...	...
19	Jahvante Royal	7/0	XXX	XXX	XXX	XXX	XXX	XXX	XXX
19	Nate Yarnell	0/0	...	...	...	...	...	...	...
20	Jordan Bass	5/1	...	...	XXX	XXX	XXX	XXX	START
21	Che Nwabuko	7/0	XXX	XXX	XXX	XXX	XXX	XXX	XXX
21	Shadarian Harrison	0/0	...	...	...	...	...	...	...
23	Solomon DeShields	7/6	START	START	START	START	START	START	XXX
24	C'Bo Flemister	7/2	XXX	XXX	XXX	XXX	XXX	START	START
25	Stephon Hall	6/0	XXX	XXX	XXX	XXX	XXX	XXX	...
25	TJ Harvison	0/0	...	...	...	...	...	...	...
26	Lorenzo Jenkins	0/0	...	...	...	...	...	...	...
27	Buddy Mack III	7/0	XXX	XXX	XXX	XXX	XXX	XXX	XXX
28	Noah Biglow	3/0	XXX	...	XXX	XXX	...	...	...
29	Josh Junko	1/0	XXX	...	...	...	...	...	...
29	Luke DelGaudio	1/0	XXX	...	...	...	...	...	...
30	Brandon George	7/0	XXX	XXX	XXX	XXX	XXX	XXX	XXX
30	Caleb Williams	0/0	...	...	...	...	...	...	...
31	Rasheem Biles	5/0	...	...	XXX	XXX	XXX	XXX	XXX
32	Shayne Simon	7/7	START	START	START	START	START	START	START
34	Derrick Davis Jr.	6/0	XXX	XXX	...	XXX	XXX	XXX	XXX
34	Cruce Brookins	0/0	...	...	...	...	...	...	...
35	Braylan Lovelace	6/0	XXX	XXX	XXX	XXX	XXX	XXX	...
38	Kyle Louis	5/2	XXX	XXX	XXX	START	START	...	...
39	Maverick Gracio	0/0	...	...	...	...	...	...	...
39	Devin Whitlock	0/0	...	...	...	...	...	...	...
40	Addison Copeland III	0/0	...	...	...	...	...	...	...
40	Antonio Camon	0/0	...	...	...	...	...	...	...
41	John Glenn	0/0	...	...	...	...	...	...	...
43	Cole Mitchell	0/0	...	...	...	...	...	...	...



**2023-24 Pittsburgh Football  
Games Played  
All games**

##	Player	GP-GS	WOF	UC	WVU	UNC	VT	LOU	WF
44	Jimmy Scott	6/0	XXX	XXX	XXX	XXX	XXX	...	XXX
44	Adam Howanitz	0/0	...	...	...	...	...	...	...
45	Dante Caputo	0/0	...	...	...	...	...	...	...
46	Zach Zollers	0/0	...	...	...	...	...	...	...
47	Aydin Henningham	0/0	...	...	...	...	...	...	...
47	Caden Smith	0/0	...	...	...	...	...	...	...
48	Matthew Amofa	0/0	...	...	...	...	...	...	...
49	Byron Floyd	7/0	XXX	XXX	XXX	XXX	XXX	XXX	XXX
50	Jason Collier	7/6	START	XXX	START	START	START	START	START
50	Dayon Hayes	7/7	START	START	START	START	START	START	START
51	Dorien Ford	5/0	XXX	...	...	XXX	XXX	XXX	XXX
51	Drew Foster	0/0	...	...	...	...	...	...	...
52	Abe Ibrahim	0/0	...	...	...	...	...	...	...
53	Todd Hill	0/0	...	...	...	...	...	...	...
53	Jake Kradel	4/3	START	START	START	...	...	...	XXX
54	Trey Andersen	7/0	XXX	XXX	XXX	XXX	XXX	XXX	XXX
54	Dylan Bennett	7/0	XXX	XXX	XXX	XXX	XXX	XXX	XXX
55	Sean FitzSimmons	3/0	...	...	XXX	...	XXX	...	XXX
55	BJ Williams	5/3	XXX	START	...	XXX	...	START	START
56	Will King IV	0/0	...	...	...	...	...	...	...
56	Brody Riffe	0/0	...	...	...	...	...	...	...
57	Bam Brima	7/2	XXX	XXX	XXX	START	START	XXX	XXX
57	Graysen Riffe	0/0	...	...	...	...	...	...	...
58	Terrence Moore	7/4	XXX	XXX	XXX	START	START	START	START
59	Nick Lapi	6/0	XXX	XXX	...	XXX	XXX	XXX	XXX
61	Ryan Jacoby	0/0	...	...	...	...	...	...	...
63	Matt Altsman	0/0	...	...	...	...	...	...	...
66	George French II	0/0	...	...	...	...	...	...	...
67	Tai Ray	0/0	...	...	...	...	...	...	...
68	Blake Zubovic	6/5	START	START	START	START	START	...	XXX
69	Matt Metrosky	0/0	...	...	...	...	...	...	...
70	Ryan Baer	6/4	XXX	...	XXX	START	START	START	START
71	Ryan Carretta	0/0	...	...	...	...	...	...	...
72	Isaiah Montgomery	0/0	...	...	...	...	...	...	...
74	Terrence Enos Jr.	3/0	XXX	...	...	...	...	XXX	XXX
76	Matt Goncalves	3/3	START	START	START	...	...	...	...
77	Jackson Brown	2/0	XXX	...	...	...	...	XXX	...
78	Branson Taylor	7/7	START	START	START	START	START	START	START
80	Thaddeus Shaw	0/0	...	...	...	...	...	...	...
81	Peter Vardzel	2/0	XXX	...	...	...	...	...	XXX
82	Benny Haselrig	0/0	...	...	...	...	...	...	...
83	Lamar Seymore	1/0	XXX	...	...	...	...	...	...
84	Jake McConnachie	2/0	XXX	...	...	...	XXX	...	...
85	Josh Altsman	1/0	XXX	...	...	...	...	...	...
86	Gavin Bartholomew	7/7	START	START	START	START	START	START	START
87	Trevor Faulkner	0/0	...	...	...	...	...	...	...
88	Jake Renda	3/0	XXX	XXX	...	XXX	...	...	...
90	Ben Sauls	7/0	XXX	XXX	XXX	XXX	XXX	XXX	XXX
91	Caleb Junko	7/0	XXX	XXX	XXX	XXX	XXX	XXX	XXX
91	Thomas Aden	0/0	...	...	...	...	...	...	...
92	Tyler Bentley	7/0	XXX	XXX	XXX	XXX	XXX	XXX	XXX
92	Cam Guess	7/0	XXX	XXX	XXX	XXX	XXX	XXX	XXX
93	James Fineran	1/0	XXX	...	...	...	...	...	...
94	Elliot Donald	4/0	XXX	...	...	XXX	XXX	...	XXX
94	Samuel Carpenter	1/0	XXX	...	...	...	...	...	...
95	Devin Danielson	6/5	START	START	START	XXX	...	START	START
96	Franco Fernandez-Enjo	0/0	...	...	...	...	...	...	...
97	Jeff Yurk	0/0	...	...	...	...	...	...	...
97	Isaiah Neal	1/0	XXX	...	...	...	...	...	...
98	Brock Wilkins	0/0	...	...	...	...	...	...	...



2023-24 Pittsburgh Football  
Passing Game-by-Game  
All games

#5 Phil Jurkovec	Comp	Att	Int	Pct	Yards	TD	Long	Sacked	Effic.
Wofford	17	23	0	73.9	214	1	28	1-12	166.4
Cincinnati	10	32	0	31.3	179	3	60	5-38	109.2
West Virginia	8	20	3	40.0	81	0	27	1-9	44.0
North Carolina	11	15	0	73.3	109	0	30	1-21	134.4
Virginia Tech	11	22	0	50.0	235	2	75	4-34	169.7
<b>Totals</b>	<b>57</b>	<b>112</b>	<b>3</b>	<b>50.9</b>	<b>818</b>	<b>6</b>	<b>75</b>	<b>12-114</b>	<b>124.6</b>

#11 Christian Veilleux	Comp	Att	Int	Pct	Yards	TD	Long	Sacked	Effic.
Wofford	5	9	0	55.6	60	1	39	0-0	148.2
North Carolina	7	18	2	38.9	85	0	40	1-15	56.3
Louisville	12	26	0	46.2	200	2	46	1-5	136.2
Wake Forest	28	45	0	62.2	302	2	41	0-0	133.3
<b>Totals</b>	<b>52</b>	<b>98</b>	<b>2</b>	<b>53.1</b>	<b>647</b>	<b>5</b>	<b>46</b>	<b>2-20</b>	<b>121.3</b>



**2023-24 Pittsburgh Football**  
**Rushing/Receiving Game-by-Game**  
**All games**

**Rushing**

Player	No-Yds/TD	WOF	UC	WVU	UNC	VT	LOU	WF
C'Bo Flemister	68-282/2	9-27/0	6-38/0	6-34/0	1-10/0	10-41/0	13-27/2	23-105/0
Rodney Hammond Jr.	60-247/3	5-25/2	6-21/0	14-49/0	14-83/1	7-18/0	11-50/0	3-1/0
Phil Jurkovec	38-59/1	7-41/1	10-0/0	11-35/0	5-5/0	5--22/0	DNP	DNP
Daniel Carter	23-104/2	11-65/1	6-25/0	4-13/0	1-1/1	1-0/0	-	-
Christian Veilleux	17-26/0	3-9/0	DNP	DNP	4--6/0	DNP	4-17/0	6-6/0
Kenny Johnson	5-31/0	-	-	-	3-20/0	-	2-11/0	-
Montravius Lloyd	5-20/0	5-20/0	DNP	DNP	DNP	DNP	DNP	DNP
Che Nwabuko	2-23/0	1-24/0	-	1--1/0	-	-	-	-
Derrick Davis Jr.	2-8/0	2-8/0	-	DNP	-	-	-	-
Daejon Reynolds	1-1/0	-	-	-	-	1-1/0	-	-

**Receiving**

Player	No-Yds/TD	WOF	UC	WVU	UNC	VT	LOU	WF
Konata Mumpfield	30-347/3	3-34/0	4-53/2	1-6/0	8-90/0	4-57/0	3-39/1	7-68/0
Bub Means	20-326/3	2-39/0	-	2-25/0	2-7/0	1-75/1	4-71/1	9-109/1
Gavin Bartholomew	17-310/1	2-38/0	3-80/1	2-39/0	2-59/0	3-42/0	2-33/0	3-19/0
Daejon Reynolds	11-154/0	2-16/0	2-36/0	1-7/0	2-27/0	1-4/0	-	3-64/0
Kenny Johnson	8-97/1	2-17/0	-	-	-	-	2-49/0	4-31/1
Rodney Hammond Jr.	6-41/0	1-15/0	-	-	3-11/0	-	1-8/0	1-7/0
C'Bo Flemister	5-92/1	2-35/0	-	-	1-0/0	2-57/1	-	-
Karter Johnson	3-34/1	2-24/1	1-10/0	-	-	-	-	-
Jake Renda	2-14/0	2-14/0	-	DNP	-	DNP	DNP	DNP
Daniel Carter	2-4/0	-	-	1-0/0	-	-	-	1-4/0
Malcolm Epps	2-3/0	1--1/0	-	1-4/0	-	-	-	DNP
Jake McConnachie	1-39/1	1-39/1	DNP	DNP	DNP	-	DNP	DNP
Montravius Lloyd	1-7/0	1-7/0	DNP	DNP	DNP	DNP	DNP	DNP
Zion Fowler-El	1--3/0	1--3/0	DNP	DNP	DNP	DNP	DNP	DNP



2023-24 Pittsburgh Football  
Returns Game-by-Game  
All games

**Punt Returns**

Player	No-Yds	WOF	UC	WVU	UNC	VT	LOU	WF
M.J. Devonshire	16-61	4-20	2-8	2--2	2-11	1--6	2-5	3-25
Braylan Lovelace	1-4	-	-	1-4	-	-	-	DNP

**Kick Returns**

Player	No-Yds	WOF	UC	WVU	UNC	VT	LOU	WF
Kenny Johnson	7-236	-	-	3-69	2-119	1-25	1-23	-
Konata Mumpfield	1-20	-	1-20	-	-	-	-	-
A.J. Woods	1-17	1-17	-	-	-	-	-	-
Nick Lapi	1-8	-	1-8	DNP	-	-	-	-
C'Bo Flemister	1-6	-	-	-	-	-	1-6	-
Tamarion Crumpley	1-1	-	-	-	1-1	-	-	-
Gavin Bartholomew	1--1	-	-	-	-	-	-	1--1

**Interceptions Returns**

Player	No-Yds	WOF	UC	WVU	UNC	VT	LOU	WF
M.J. Devonshire	2-86	-	-	-	-	-	1-86	1-0
A.J. Woods	1-2	-	-	-	-	-	1-2	-
Marquis Williams	1-2	-	1-2	-	-	-	-	-
Phillip O'Brien Jr.	1-0	-	-	DNP	-	-	-	1-0

**Fumble Returns**

Player	No-Yds	WOF	UC	WVU	UNC	VT	LOU	WF
Bam Brima	2-0	1-0	-	1-0	-	-	-	-
Braylan Lovelace	1-4	-	-	-	-	1-4	-	DNP
Samuel Okunlola	1-0	-	-	DNP	-	-	1-0	-



**2023-24 Pittsburgh Football**  
**All-Purpose Yards Game-by-Game**  
**All games**

Player	Total	WOF	UC	WVU	UNC	VT	LOU	WF
C'Bo Flemister	380	62	38	34	10	98	33	105
Konata Mumpfield	367	34	73	6	90	57	39	68
Kenny Johnson	364	17	-	69	139	25	83	31
Bub Means	326	39	-	25	7	75	71	109
Gavin Bartholomew	309	38	80	39	59	42	33	18
Rodney Hammond Jr.	288	40	21	49	94	18	58	8
Daejon Reynolds	155	16	36	7	27	5	-	64
M.J. Devonshire	147	20	8	-2	11	-6	91	25
Daniel Carter	108	65	25	13	1	-	-	4
Phil Jurkovec	59	41	-	35	5	-22	DNP	DNP
Jake McConnachie	39	39	DNP	DNP	DNP	-	DNP	DNP
Karter Johnson	34	24	10	-	-	-	-	-
Montravius Lloyd	27	27	DNP	DNP	DNP	DNP	DNP	DNP
Christian Veilleux	26	9	DNP	DNP	-6	DNP	17	6
Che Nwabuko	23	24	-	-1	-	-	-	-
A.J. Woods	19	17	-	-	-	-	2	-
Jake Renda	14	14	-	DNP	-	DNP	DNP	DNP
Derrick Davis Jr.	8	8	-	DNP	-	-	-	-
Nick Lapi	8	-	8	DNP	-	-	-	-
Braylan Lovelace	4	-	-	4	-	-	-	DNP
Malcolm Epps	3	-1	-	4	-	-	-	DNP
Marquis Williams	2	-	2	-	-	-	-	-
Tamarion Crumpley	1	-	-	-	1	-	-	-
Zion Fowler-El	-3	-3	DNP	DNP	DNP	DNP	DNP	DNP



**2023-24 Pittsburgh Football  
Total Tackles Game-by-Game  
All games**

**Total Tackles**

Player	S-A	Total	WOF	UC	WVU	UNC	VT	LOU	WF
Donovan McMillon	24-33	57	-	3-5	9-9	1-5	9-3	0-5	2-6
Javon McIntyre	21-24	45	0-2	1-7	3-4	4-1	6-1	3-6	4-3
Solomon DeShields	19-17	36	2-0	4-3	4-4	2-2	3-5	4-3	-
Shayne Simon	13-14	27	1-0	1-2	2-1	5-1	1-5	2-1	1-4
Brandon George	12-14	26	0-2	1-1	4-5	3-2	3-2	1-0	0-2
Bangally Kamara	12-13	25	2-3	4-4	0-1	DNP	DNP	3-1	3-4
Phillip O'Brien Jr.	13-10	23	2-1	6-3	DNP	0-1	1-1	4-2	0-2
David Green	7-16	23	-	0-3	1-6	4-2	0-1	1-2	1-2
Dayon Hayes	10-12	22	2-2	2-1	-	0-1	2-4	2-1	2-3
A.J. Woods	12-9	21	1-2	0-1	0-1	4-1	1-2	2-2	4-0
M.J. Devonshire	11-10	21	0-1	2-2	0-1	1-1	1-0	5-1	2-4
Bam Brima	9-11	20	2-0	0-2	1-4	3-1	3-0	0-2	0-2
Nate Temple	6-12	18	0-1	3-4	-	0-4	0-1	1-1	2-1
Marquis Williams	11-6	17	0-1	1-1	1-1	1-0	2-1	6-1	0-1
Braylan Lovelace	6-11	17	1-0	-	1-4	0-1	3-5	1-1	DNP
Deandre Jules	9-6	15	1-1	2-1	1-0	1-1	3-0	1-3	-
Tyler Bentley	2-12	14	0-1	-	0-2	0-3	0-1	0-2	2-3
Kyle Louis	3-10	13	0-1	1-1	1-2	0-3	1-3	DNP	DNP
Devin Danielson	2-10	12	0-1	2-1	-	0-2	DNP	0-3	0-3
Nick Lapi	4-6	10	-	0-1	DNP	2-3	2-2	-	-
Samuel Okunlola	5-3	8	1-0	-	DNP	1-0	1-1	2-1	0-1
Ryland Gandy	3-1	4	1-0	-	1-1	-	-	-	1-0
Jordan Bass	3-1	4	DNP	DNP	-	-	-	1-0	2-1
Dylan Bennett	3-0	3	-	1-0	1-0	-	-	-	1-0
Jimmy Scott	0-3	3	-	-	0-1	0-1	0-1	DNP	-
Nahki Johnson	0-2	2	-	-	0-1	-	0-1	-	-
Byron Floyd	0-2	2	-	0-1	-	-	0-1	-	-
Kenny Johnson	1-0	1	-	-	-	1-0	-	-	-
Phil Jurkovec	1-0	1	-	-	1-0	-	-	DNP	DNP
Konata Mumpfield	1-0	1	-	-	1-0	-	-	-	-
Derrick Davis Jr.	1-0	1	-	-	DNP	-	-	1-0	-
Elliot Donald	1-0	1	-	DNP	DNP	1-0	-	DNP	-
Jahvante Royal	0-1	1	-	-	-	-	0-1	-	-
Stephon Hall	0-1	1	0-1	-	-	-	-	-	DNP





**2023-24 Pittsburgh Football  
Tackles For Loss Game-by-Game  
All games**

Player	UA-A	Total	WOF	UC	WVU	UNC	VT	LOU	WF
Solomon DeShields	6-1	6.5	1.0-1	1.0-7	1.0-7	-	2.5-6	1.0-11	-
Dayon Hayes	5-1	5.5	1.0-8	1.0-3	-	-	-	1.5-3	2.0-3
Deandre Jules	5-0	5.0	1.0-4	-	-	1.0-7	2.0-6	1.0-5	-
Shayne Simon	4-2	5.0	-	0.5-1	1.0-9	2.0-11	0.5-0	1.0-9	-
Samuel Okunlola	3-0	3.0	1.0-8	-	DNP	1.0-7	-	1.0-14	-
A.J. Woods	3-0	3.0	-	-	-	-	-	-	3.0-8
Bangally Kamara	3-0	3.0	1.0-9	1.0-2	-	DNP	DNP	-	1.0-2
Bam Brima	3-0	3.0	1.0-8	-	-	-	2.0-14	-	-
David Green	2-2	3.0	-	0.5-1	-	1.0-2	-	0.5-1	1.0-3
Brandon George	2-0	2.0	-	-	-	1.0-1	-	1.0-14	-
Javon McIntyre	1-1	1.5	-	-	-	1.0-4	-	-	0.5-2
Marquis Williams	1-1	1.5	-	0.5-2	-	-	1.0-3	-	-
Kyle Louis	1-1	1.5	-	-	-	0.5-1	1.0-2	DNP	DNP
Devin Danielson	1-1	1.5	-	1.0-4	-	0.5-3	DNP	-	-
Nate Temple	0-3	1.5	-	0.5-0	-	0.5-0	0.5-1	-	-
Jordan Bass	1-0	1.0	DNP	DNP	-	-	-	-	1.0-3
Braylan Lovelace	1-0	1.0	-	-	-	-	1.0-1	-	DNP
Nick Lapi	1-0	1.0	-	-	DNP	-	1.0-5	-	-
Nahki Johnson	0-1	0.5	-	-	-	-	0.5-0	-	-
M.J. Devonshire	0-1	0.5	-	-	-	-	-	-	0.5-1
Tyler Bentley	0-1	0.5	-	-	-	0.5-3	-	-	-



2023-24 Pittsburgh Football  
Sacks Game-by-Game  
All games

Player	UA-A	Total	WOF	UC	WVU	UNC	VT	LOU	WF
Samuel Okunlola	3-0	3	1-8	-	DNP	1-7	-	1-14	-
Shayne Simon	3-0	3	-	-	1-9	1-5	-	1-9	-
Bam Brima	3-0	3	1-8	-	-	-	2-14	-	-
A.J. Woods	2-0	2	-	-	-	-	-	-	2-7
Solomon DeShields	2-0	2	-	-	1-7	-	-	1-11	-
Dayon Hayes	2-0	2	1-8	1-3	-	-	-	-	-
David Green	1-1	1.5	-	0.5-1	-	1-2	-	-	-
Devin Danielson	1-1	1.5	-	1-4	-	0.5-3	DNP	-	-
Deandre Jules	1-0	1	-	-	-	1-7	-	-	-
Bangally Kamara	1-0	1	1-9	-	-	DNP	DNP	-	-
Brandon George	1-0	1	-	-	-	-	-	1-14	-
Nate Temple	0-1	0.5	-	0.5-0	-	-	-	-	-
Tyler Bentley	0-1	0.5	-	-	-	0.5-3	-	-	-



2023-24 Pittsburgh Football  
Fumbles Game-by-Game  
All games

**Fumbles**

Player	No-Lost	WOF	UC	WVU	UNC	VT	LOU	WF
Phil Jurkovec	2-1	-	1-1	-	-	1-0	DNP	DNP
Christian Veilleux	1-1	-	DNP	DNP	1-1	DNP	-	-
M.J. Devonshire	1-0	-	1-0	-	-	-	-	-
Tamarion Crumpley	1-0	-	-	-	1-0	-	-	-

**Fumbles Forced**

Player	Number	WOF	UC	WVU	UNC	VT	LOU	WF
Deandre Jules	1	-	-	-	-	-	1	-
Samuel Okunlola	1	-	-	DNP	-	-	1	-

**Fumbles Recovered**

Player	Number	WOF	UC	WVU	UNC	VT	LOU	WF
Bam Brima	2	1	-	1	-	-	-	-
Samuel Okunlola	1	-	-	DNP	-	-	1	-
Braylan Lovelace	1	-	-	-	-	1	-	DNP