



Niagara at Notre Dame

11/06/23 Purcell Pavilion at the Joyce Center, Notre Dame
2023-24 Men's Basketball

Game Time: 7:00 PM
Game Duration: 1:54
Attendance: 7,338

Officials: Lee Cassell, Jeremy Mosier, Mark Rafferty

Niagara - 63

Record: 0-1

NO.	Name	Min	FG			Rebounds			Fouls		TP	AS	TO	ST	Blocks		+/-
			M-A	M-A	M-A	OR	DR	TOT	PF	FD					BS	BA	
15	Yaw Obeng-Mensah	F 35:58	5-11	2-2	1-3	1	7	8	2	2	13	4	3	1	1	0	0
55	Harlan Obioha	C 20:05	2-3	0-0	1-2	0	5	5	5	2	5	0	1	0	1	0	-1
4	Braxton Bayless	G 35:23	4-11	0-1	0-0	1	0	1	2	1	8	1	1	0	0	0	-11
5	Luke Bumbalough	G 38:13	6-13	2-7	0-0	0	3	3	0	2	14	3	0	1	0	0	-5
11	Ahmad Henderson II	G 33:52	5-15	2-5	2-2	1	6	7	1	4	14	3	1	0	0	1	-3
12	Kwane Marble II	19:22	2-4	0-1	2-2	1	1	2	3	2	6	0	1	0	0	0	-13
13	Quandre Bullock	10:45	0-1	0-0	0-0	0	1	1	2	0	0	0	0	0	0	0	0
24	Aime Rutayisire	06:22	1-1	1-1	0-0	0	0	0	0	0	3	0	0	1	0	0	-2
Team						1	1	2			0		0				
Totals			25-59	7-17	6-9	5	24	29	15	13	63	11	7	3	2	1	-7

Shooting By Period		
1 st FG%	12-28	42.9%
3PT%	3-9	33.3%
FT%	3-4	75%
2 nd FG%	13-31	41.9%
3PT%	4-8	50.0%
FT%	3-5	60%
GM FG%	25-59	42.4%
3PT%	7-17	41.2%
FT%	6-9	66.7%

Dead Ball Rebounds: 1, 0

Technical Fouls::NONE

Notre Dame - 70

Record: 1-0

NO.	Name	Min	FG			Rebounds			Fouls		TP	AS	TO	ST	Blocks		+/-
			M-A	M-A	M-A	OR	DR	TOT	PF	FD					BS	BA	
13	Tae Davis	F 18:30	1-4	0-2	3-4	1	4	5	3	3	5	0	0	1	0	0	2
25	Matt Zona	F 16:35	1-1	0-0	0-0	0	5	5	1	0	2	1	0	0	0	0	-6
1	Julian Roper II	G 33:10	4-8	0-4	1-2	1	3	4	2	3	9	1	1	0	0	0	4
3	Markus Burton	G 34:04	11-20	1-2	6-6	1	3	4	1	6	29	4	3	0	0	2	5
11	Braeden Shrewsbury	G 36:24	3-7	1-4	0-0	0	1	1	2	0	7	1	2	0	0	0	7
0	Carey Booth	21:19	4-8	1-3	1-2	0	9	9	0	2	10	1	0	0	1	0	10
20	J.R. Konieczny	13:35	2-3	0-1	0-0	0	2	2	2	0	4	0	0	1	0	0	-3
2	Logan Imes	26:22	1-2	0-1	2-2	1	2	3	2	1	4	1	1	1	0	0	16
Team						0	2	2			0		0				
Totals			27-53	3-17	13-16	4	31	35	13	15	70	9	7	3	1	2	7

Shooting By Period		
1 st FG%	12-27	44.4%
3PT%	0-7	0.0%
FT%	5-5	100%
2 nd FG%	15-26	57.7%
3PT%	3-10	30.0%
FT%	8-11	72.7%
GM FG%	27-53	50.9%
3PT%	3-17	17.6%
FT%	13-16	81.3%

Dead Ball Rebounds: 1, 0

Technical Fouls::NONE

	NIA	ND
Biggest lead	12 (1 st 11:20)	9 (2 nd 0:15)
Best Scoring Run	7 (1 st 14:58)	9 (1 st 8:22)
Lead Changes	3	
Times Tied	5	
Time with Lead	25:17	12:30

Points from	NIA	ND
Turnovers	2	6
Paint	28	48
Second Chance	4	3
Fast Breaks	4	2
Bench	9	18

	Period by Period Scoring		
	1st	2nd	TOT
NIA	30	33	63
ND	29	41	70



Period 1

Quarter Starters:

ND	1 Roper II J	3 Burton M	11 Shrewsberry B	13 Davis T	25 Zona M
NIA	4 Bayless B	5 Bumbalough L	11 Henderson II A	15 Obeng-Mensah Y	55 Obioha H

Game Time	ND	Score	Diff	NIA
20:00	25 ZONA M jumpball lost			55 OBIOHA H jumpball won
19:31	11 SHREWSBERRY B foul shooting (1 - 1)			11 HENDERSON II A foul drawn (1)
19:30		0-1	-1	11 HENDERSON II A free throw 1 - 2 made (1)
19:30		0-2	-2	11 HENDERSON II A free throw 2 - 2 made (2)
19:18	13 DAVIS T 3pt FG , jump shot missed			
19:15				defensive rebound (1)
19:04	1 ROPER II J foul drawn (1)			4 BAYLESS B foul offensive (1 - 1)
19:04				4 BAYLESS B turnover offensive (1)
18:48	11 SHREWSBERRY B 2pt FG from turnover in the paint, driving layup missed			
18:45				11 HENDERSON II A defensive rebound (1)
18:32		0-5	-5	11 HENDERSON II A 3pt FG , jump shot made (5)
18:32				15 OBENG-MENSAH Y assist (1)
18:07	1 ROPER II J 2pt FG in the paint, jump shot made (2)	2-5	-3	
17:40		2-8	-6	15 OBENG-MENSAH Y 3pt FG , jump shot made (3)
17:40				5 BUMBALOUGH L assist (1)
17:08	1 ROPER II J 3pt FG , jump shot missed			
17:05				5 BUMBALOUGH L defensive rebound (1)
17:00				11 HENDERSON II A 3pt FG , jump shot missed
16:56	25 ZONA M defensive rebound (1)			
16:51	3 BURTON M 2pt FG outside the paint, floating jump shot missed			
16:47				5 BUMBALOUGH L defensive rebound (2)
16:29				15 OBENG-MENSAH Y 2pt FG in the paint, jump shot missed
16:26	13 DAVIS T defensive rebound (1)			
16:12	13 DAVIS T 2pt FG in the paint, driving layup missed			
16:09				15 OBENG-MENSAH Y defensive rebound (1)
15:56				11 HENDERSON II A 3pt FG , jump shot missed
15:53	25 ZONA M defensive rebound (2)			
15:44	3 BURTON M 2pt FG in the paint, pull up jump shot missed			
15:41				55 OBIOHA H defensive rebound (1)
15:37		2-10	-8	5 BUMBALOUGH L 2pt FG outside the paint, step back jump shot made (2)
15:16	11 SHREWSBERRY B 3pt FG , jump shot missed			
15:13				15 OBENG-MENSAH Y defensive rebound (2)
14:58		2-12	-10	4 BAYLESS B 2pt FG outside the paint, floating jump shot made (2)
14:34	13 DAVIS T foul drawn (1)			55 OBIOHA H foul personal (1 - 2)
14:34	Timeout media			
14:34	13 DAVIS T substitution out			
14:34	25 ZONA M substitution out			
14:34	0 BOOTH C substitution in			
14:34	20 KONIECZNY J substitution in			
14:34				55 OBIOHA H substitution out



Niagara at Notre Dame

11/06/23 Purcell Pavilion at the Joyce Center, Notre Dame
2023-24 Men's Basketball

Game Time: 7:00 PM
Game Duration: 1:54
Attendance: 7,338

Officials: Lee Cassell, Jeremy Mosier, Mark Rafferty

Game Time	ND	Score	Diff	NIA
14:34				12 MARBLE II K substitution in
14:26	3 BURTON M foul offensive (1 - 2)			11 HENDERSON II A foul drawn (2)
14:26	3 BURTON M turnover offensive (1)			
14:13				5 BUMBALOUGH L 3pt FG from turnover, jump shot missed
14:11	0 BOOTH C defensive rebound (1)			
13:48	1 ROPER II J 2pt FG in the paint, driving layup made (4)	4-12	-8	
13:28				11 HENDERSON II A 2pt FG in the paint, driving layup missed
13:25	0 BOOTH C defensive rebound (2)			
13:20	3 BURTON M 2pt FG in the paint, jump shot blocked			
13:20				15 OBENG-MENSAH Y block (1)
13:16	3 BURTON M offensive rebound (1)			
13:15	3 BURTON M turnover bad pass (2)			
13:15	3 BURTON M substitution out			
13:15	2 IMES L substitution in			
13:15				4 BAYLESS B substitution out
13:15				13 BULLOCK Q substitution in
12:57				5 BUMBALOUGH L 2pt FG from turnover in the paint, driving layup missed
12:54	0 BOOTH C defensive rebound (3)			
12:48	0 BOOTH C 2pt FG in the paint, jump shot missed			
12:45				11 HENDERSON II A defensive rebound (2)
12:39		4-14	-10	12 MARBLE II K 2pt FG in the paint, driving layup made (2)
12:21	0 BOOTH C 2pt FG in the paint, dunk, made (2)	6-14	-8	
12:21	11 SHREWSBERRY B assist (1)			
12:02		6-16	-10	11 HENDERSON II A 2pt FG in the paint, driving layup made (7)
11:42	1 ROPER II J 3pt FG , jump shot missed			
11:39				15 OBENG-MENSAH Y defensive rebound (3)
11:20		6-18	-12	15 OBENG-MENSAH Y 2pt FG in the paint, driving layup made (5)
10:55	20 KONIECZNY J 2pt FG in the paint, driving layup made (2)	8-18	-10	
10:35				12 MARBLE II K 3pt FG , jump shot missed
10:31	0 BOOTH C defensive rebound (4)			
10:25	0 BOOTH C foul drawn (1)			11 HENDERSON II A foul personal (1 - 3)
10:25	Timeout media			
10:25	0 BOOTH C substitution out			
10:25	1 ROPER II J substitution out			
10:25	20 KONIECZNY J substitution out			
10:25	3 BURTON M substitution in			
10:25	13 DAVIS T substitution in			
10:25	25 ZONA M substitution in			
10:25				11 HENDERSON II A substitution out
10:25				15 OBENG-MENSAH Y substitution out
10:25				4 BAYLESS B substitution in
10:25				55 OBIOHA H substitution in
10:10	3 BURTON M 2pt FG in the paint, driving layup made (2)	10-18	-8	
10:10	3 BURTON M foul drawn (1)			13 BULLOCK Q foul shooting (1 - 4)
10:10	3 BURTON M free throw 1 - 1 made (3)	11-18	-7	
09:42				13 BULLOCK Q 2pt FG in the paint, jump shot missed
09:40	25 ZONA M defensive rebound (3)			
09:34	3 BURTON M 2pt FG in the paint, driving layup blocked			



Niagara at Notre Dame

11/06/23 Purcell Pavilion at the Joyce Center, Notre Dame
2023-24 Men's Basketball

Game Time: 7:00 PM
Game Duration: 1:54
Attendance: 7,338

Officials: Lee Cassell, Jeremy Mosier, Mark Rafferty

Game Time	ND	Score	Diff	NIA
09:34				55 OBIOHA H block (1)
09:30				55 OBIOHA H defensive rebound (2)
09:18	13 DAVIS T foul personal (1 - 3)			55 OBIOHA H foul drawn (1)
09:08				12 MARBLE II K turnover travel (1)
08:58				5 BUMBALOUGH L substitution out
08:58				13 BULLOCK Q substitution out
08:58				11 HENDERSON II A substitution in
08:58				15 OBENG-MENSAH Y substitution in
08:51	11 SHREWSBERRY B 2pt FG from turnover in the paint, pull up jump shot made (2)	13-18	-5	
08:31				11 HENDERSON II A turnover bad pass (1)
08:31	11 SHREWSBERRY B substitution out			
08:31	1 ROPER II J substitution in			
08:22	3 BURTON M 2pt FG from turnover in the paint, driving layup made (5)	15-18	-3	
07:58		15-20	-5	55 OBIOHA H 2pt FG in the paint, layup made (2)
07:58				15 OBENG-MENSAH Y assist (2)
07:44	3 BURTON M 2pt FG in the paint, pull up jump shot missed			
07:39				15 OBENG-MENSAH Y defensive rebound (4)
07:23				11 HENDERSON II A 2pt FG in the paint, floating jump shot missed
07:19	25 ZONA M defensive rebound (4)			
07:11	13 DAVIS T foul drawn (2)			55 OBIOHA H foul shooting (2 - 5)
07:11	Timeout media			
07:11	2 IMES L substitution out			
07:11	25 ZONA M substitution out			
07:11	0 BOOTH C substitution in			
07:11	11 SHREWSBERRY B substitution in			
07:11				12 MARBLE II K substitution out
07:11				55 OBIOHA H substitution out
07:11				5 BUMBALOUGH L substitution in
07:11				24 RUTAYISIRE A substitution in
07:11	13 DAVIS T free throw 1 - 2 made (1)	16-20	-4	
07:11	13 DAVIS T free throw 2 - 2 made (2)	17-20	-3	
06:54				15 OBENG-MENSAH Y 2pt FG in the paint, layup missed
06:52	13 DAVIS T defensive rebound (2)			
06:29	0 BOOTH C 3pt FG , jump shot missed			
06:27				11 HENDERSON II A defensive rebound (3)
06:27	13 DAVIS T foul personal (2 - 4)			11 HENDERSON II A foul drawn (3)
06:27	13 DAVIS T substitution out			
06:27	20 KONIECZNY J substitution in			
06:10	20 KONIECZNY J foul shooting (1 - 5)			15 OBENG-MENSAH Y foul drawn (1)
06:10		17-21	-4	15 OBENG-MENSAH Y free throw 1 - 2 made (6)
06:09				15 OBENG-MENSAH Y free throw 2 - 2 missed
06:08	1 ROPER II J defensive rebound (1)			
05:49	20 KONIECZNY J 3pt FG , jump shot missed			
05:46				11 HENDERSON II A defensive rebound (4)
05:44		17-23	-6	15 OBENG-MENSAH Y 2pt FG fast break in the paint, dunk, made (8)
05:44				11 HENDERSON II A assist (1)



Niagara at Notre Dame

11/06/23 Purcell Pavilion at the Joyce Center, Notre Dame
2023-24 Men's Basketball

Game Time: 7:00 PM
Game Duration: 1:54
Attendance: 7,338

Officials: Lee Cassell, Jeremy Mosier, Mark Rafferty

Game Time	ND	Score	Diff	NIA
05:31	3 BURTON M 2pt FG in the paint, driving layup made (7)	19-23	-4	
05:03				4 BAYLESS B 2pt FG in the paint, driving layup missed
05:00	0 BOOTH C defensive rebound (5)			
04:57	11 SHREWSBERRY B 3pt FG , jump shot missed			
04:53				15 OBENG-MENSAH Y defensive rebound (5)
04:31				15 OBENG-MENSAH Y 2pt FG in the paint, floating jump shot missed
04:28	20 KONIECZNY J defensive rebound (1)			
04:17	0 BOOTH C 2pt FG in the paint, floating jump shot made (4)	21-23	-2	
03:53		21-26	-5	24 RUTAYISIRE A 3pt FG , jump shot made (3)
03:53				11 HENDERSON II A assist (2)
03:35	3 BURTON M 2pt FG in the paint, driving layup made (9)	23-26	-3	
03:20	1 ROPER II J foul personal (1 - 6)			4 BAYLESS B foul drawn (1)
03:20	Timeout media			
03:20	1 ROPER II J substitution out			
03:20	2 IMES L substitution in			
03:14		23-28	-5	4 BAYLESS B 2pt FG in the paint, driving layup made (4)
03:01	3 BURTON M foul drawn (2)			15 OBENG-MENSAH Y foul personal (1 - 6)
03:01	20 KONIECZNY J substitution out			
03:01	1 ROPER II J substitution in			
02:49	3 BURTON M turnover bad pass (3)			24 RUTAYISIRE A steal (1)
02:43				5 BUMBALOUGH L 3pt FG from turnover, jump shot missed
02:38	0 BOOTH C defensive rebound (6)			
02:25	11 SHREWSBERRY B foul offensive (2 - 7)			5 BUMBALOUGH L foul drawn (1)
02:25	11 SHREWSBERRY B turnover offensive (1)			
02:25	3 BURTON M substitution out			
02:25	20 KONIECZNY J substitution in			
02:09	jump ball situation			
02:09	20 KONIECZNY J steal (1)			15 OBENG-MENSAH Y turnover lost ball (1)
02:09	20 KONIECZNY J substitution out			
02:09	3 BURTON M substitution in			
01:57	2 IMES L 2pt FG from turnover in the paint, driving layup made (2)	25-28	-3	
01:38				11 HENDERSON II A 2pt FG in the paint, driving layup blocked
01:38	0 BOOTH C block (1)			
01:34	3 BURTON M defensive rebound (2)			
01:24	1 ROPER II J turnover lost ball (1)			15 OBENG-MENSAH Y steal (1)
01:21		25-30	-5	11 HENDERSON II A 2pt FG fast break from turnover in the paint, driving layup made (9)
01:21				15 OBENG-MENSAH Y assist (3)
00:59	0 BOOTH C 2pt FG in the paint, alleyoop made (6)	27-30	-3	
00:59	3 BURTON M assist (1)			
00:48				Timeout 30 Sec
00:48	11 SHREWSBERRY B substitution out			
00:48	13 DAVIS T substitution in			
00:48				24 RUTAYISIRE A substitution out
00:48				12 MARBLE II K substitution in
00:37				5 BUMBALOUGH L 3pt FG , jump shot missed
00:34	1 ROPER II J defensive rebound (2)			
00:29	Timeout 30 Sec			



Official Basketball Play by Play - First Half

Niagara at Notre Dame

11/06/23 Purcell Pavilion at the Joyce Center, Notre Dame
2023-24 Men's Basketball

Game Time: 7:00 PM
Game Duration: 1:54
Attendance: 7,338

Officials: Lee Cassell, Jeremy Mosier, Mark Rafferty

Game Time	ND	Score	Diff	NIA
00:29	0 BOOTH C substitution out			
00:29	13 DAVIS T substitution out			
00:29	11 SHREWSBERRY B substitution in			
00:29	25 ZONA M substitution in			
00:09	3 BURTON M foul drawn (3)			12 MARBLE II K foul personal (1 - 7)
00:09	11 SHREWSBERRY B substitution out			
00:09	13 DAVIS T substitution in			
00:09	3 BURTON M 1&1 free throw 1 made (10)	28-30	-2	
00:09	25 ZONA M substitution out			
00:09	0 BOOTH C substitution in			
00:09	3 BURTON M 1&1 free throw 2 made (11)	29-30	-1	
00:01				11 HENDERSON II A 2pt FG outside the paint, step back jump shot missed
00:00	defensive rebound (18)			
END OF PERIOD				
ND 29-30 NIA				



Niagara at Notre Dame

11/06/23 Purcell Pavilion at the Joyce Center, Notre Dame
2023-24 Men's Basketball

Game Time: 7:00 PM
Game Duration: 1:54
Attendance: 7,338

Officials: Lee Cassell, Jeremy Mosier, Mark Rafferty

Niagara - 30

NO.	Name	Min	FG			Rebounds			Fouls		TP	AS	TO	ST	Blocks		+/-
			M-A	3P	FT	OR	DR	TOT	PF	FD					BS	BA	
15	Yaw Obeng-Mensah	F 18:33	3-6	1-1	1-2	0	5	5	1	1	8	3	1	1	1	0	4
55	Harlan Obioha	C 08:40	1-1	0-0	0-0	0	2	2	2	1	2	0	0	0	1	0	5
4	Braxton Bayless	G 17:10	2-3	0-0	0-0	0	0	0	1	1	4	0	1	0	0	0	-1
5	Luke Bumbalough	G 18:13	1-5	0-3	0-0	0	2	2	0	1	2	1	0	0	0	0	3
11	Ahmad Henderson II	G 18:33	3-9	1-3	2-2	0	4	4	1	3	9	2	1	0	0	1	4
12	Kwane Marble II	08:12	1-2	0-1	0-0	0	0	0	1	0	2	0	1	0	0	0	-7
13	Quandre Bullock	04:17	0-1	0-0	0-0	0	0	0	1	0	0	0	0	0	0	0	-1
24	Aime Rutayisire	06:22	1-1	1-1	0-0	0	0	0	0	0	3	0	0	1	0	0	-2
Team						0	1	1			0		0				
Totals			12-28	3-9	3-4	0	14	14	7	7	30	6	4	2	2	1	1

Shooting By Period		
1st FG%	12-28	42.9%
3PT%	3-9	33.3%
FT%	3-4	75%
GM FG%	12-28	42.9%
3PT%	3-9	33.3%
FT%	3-4	75.0%

Dead Ball Rebounds: 0, 0

Technical Fouls::NONE

Notre Dame - 29

NO.	Name	Min	FG			Rebounds			Fouls		TP	AS	TO	ST	Blocks		+/-
			M-A	3P	FT	OR	DR	TOT	PF	FD					BS	BA	
13	Tae Davis	F 09:53	0-2	0-1	2-2	0	2	2	2	2	2	0	0	0	0	0	-1
25	Matt Zona	F 09:00	0-0	0-0	0-0	0	4	4	0	0	0	0	0	0	0	0	-4
1	Julian Roper II	G 17:47	2-4	0-2	0-0	0	2	2	1	1	4	0	1	0	0	0	-4
3	Markus Burton	G 16:54	4-9	0-0	3-3	1	1	2	1	3	11	1	3	0	0	2	1
11	Braeden Shrewsbury	G 18:11	1-4	0-2	0-0	0	0	0	2	0	2	1	1	0	0	0	-3
0	Carey Booth	10:60	3-5	0-1	0-0	0	6	6	0	1	6	0	0	0	1	0	3
20	J.R. Konieczny	07:51	1-2	0-1	0-0	0	1	1	1	0	2	0	0	1	0	0	-2
2	Logan Imes	09:24	1-1	0-0	0-0	0	0	0	0	0	2	0	0	0	0	0	5
Team						0	1	1			0		0				
Totals			12-27	0-7	5-5	1	17	18	7	7	29	2	5	1	1	2	-1

Shooting By Period		
1st FG%	12-27	44.4%
3PT%	0-7	0.0%
FT%	5-5	100%
GM FG%	12-27	44.4%
3PT%	0-7	0.0%
FT%	5-5	100.0%

Dead Ball Rebounds: 0, 0

Technical Fouls::NONE

	NIA	ND
Biggest lead	12 (1 st 11:20)	0 (1 st 20:00)
Best Scoring Run	7(1 st 14:58)	9(1 st 8:22)
Lead Changes	0	
Times Tied	0	
Time with Lead	19:30	00:00

Points from	NIA	ND
Turnovers	2	6
Paint	14	24
Second Chance	0	0
Fast Breaks	4	0
Bench	5	10

	Period by Period Scoring		
	1st	2nd	TOT
NIA	30	33	63
ND	29	41	70



Officials: Lee Cassell, Jeremy Mosier, Mark Rafferty

Period 2

Quarter Starters:

ND	1 Roper II J	3 Burton M	11 Shrewsberry B	13 Davis T	25 Zona M
NIA	4 Bayless B	5 Bumbalough L	11 Henderson II A	15 Obeng-Mensah Y	55 Obioha H

Game Time	ND	Score	Diff	NIA
20:00	0 BOOTH C substitution out			
20:00	2 IMES L substitution out			
20:00	11 SHREWSBERRY B substitution in			
20:00	25 ZONA M substitution in			
20:00				12 MARBLE II K substitution out
20:00				55 OBIOHA H substitution in
19:39				15 OBENG-MENSAH Y 2pt FG in the paint, hook shot missed
19:35	13 DAVIS T defensive rebound (3)			
19:22	3 BURTON M 2pt FG outside the paint, pull up jump shot missed			
19:19				11 HENDERSON II A defensive rebound (5)
19:07	1 ROPER II J foul drawn (2)			55 OBIOHA H foul offensive (3 - 1)
19:07				55 OBIOHA H turnover offensive (1)
18:37	1 ROPER II J 3pt FG from turnover, jump shot missed			
18:34				55 OBIOHA H defensive rebound (3)
18:20	13 DAVIS T foul shooting (3 - 1)			55 OBIOHA H foul drawn (2)
18:20				55 OBIOHA H free throw 1 - 2 missed
18:20				offensive dead ball rebound (1)
18:20	13 DAVIS T substitution out			
18:20	2 IMES L substitution in			
18:20		29-31	-2	55 OBIOHA H free throw 2 - 2 made (3)
18:08	25 ZONA M 2pt FG in the paint, layup made (2)	31-31	0	
18:08	3 BURTON M assist (2)			
17:45		31-34	-3	11 HENDERSON II A 3pt FG , jump shot made (12)
17:45				4 BAYLESS B assist (1)
17:30	3 BURTON M 2pt FG in the paint, pull up jump shot made (13)	33-34	-1	
17:02				4 BAYLESS B 2pt FG in the paint, floating jump shot missed
16:59				11 HENDERSON II A offensive rebound (6)
16:57		33-36	-3	55 OBIOHA H 2pt FG second chance in the paint, layup made (5)
16:57				11 HENDERSON II A assist (3)
16:42	11 SHREWSBERRY B 2pt FG in the paint, layup made (4)	35-36	-1	
16:42	25 ZONA M assist (1)			
16:17		35-38	-3	4 BAYLESS B 2pt FG outside the paint, pull up jump shot made (6)
16:02	2 IMES L 3pt FG , jump shot missed			
15:58				11 HENDERSON II A defensive rebound (7)
15:54				11 HENDERSON II A 2pt FG outside the paint, floating jump shot missed
15:50	2 IMES L defensive rebound (1)			
15:39	3 BURTON M 2pt FG in the paint, driving layup missed			
15:36				55 OBIOHA H defensive rebound (4)
15:32				4 BAYLESS B 2pt FG outside the paint, floating jump shot missed
15:28				4 BAYLESS B offensive rebound (1)



Official Basketball Play by Play - Second Half
Niagara at Notre Dame
 11/06/23 Purcell Pavilion at the Joyce Center, Notre Dame
 2023-24 Men's Basketball

Game Time: 7:00 PM
Game Duration: 1:54
Attendance: 7,338

Officials: Lee Cassell, Jeremy Mosier, Mark Rafferty

Game Time	ND	Score	Diff	NIA
15:14	2 IMES L steal (1)			15 OBENG-MENSAH Y turnover lost ball (2)
15:09	3 BURTON M 3pt FG from turnover, jump shot missed			
15:05	2 IMES L offensive rebound (2)			
15:03	11 SHREWSBERRY B 3pt FG from turnover second chance, jump shot missed			
15:00				55 OBIOHA H defensive rebound (5)
14:41				11 HENDERSON II A 3pt FG , jump shot missed
14:38	3 BURTON M defensive rebound (3)			
14:28	11 SHREWSBERRY B 3pt FG , jump shot made (7)	38-38	0	
14:28	3 BURTON M assist (3)			
14:19				Timeout 30 Sec
14:19	25 ZONA M substitution out			
14:19	0 BOOTH C substitution in			
14:09		38-40	-2	5 BUMBALOUGH L 2pt FG in the paint, pull up jump shot made (4)
13:44	0 BOOTH C 3pt FG , jump shot made (9)	41-40	1	
13:44	1 ROPER II J assist (1)			
13:16				15 OBENG-MENSAH Y 2pt FG in the paint, hook shot missed
13:15	defensive rebound (23)			
13:15	Timeout media			
13:15	3 BURTON M substitution out			
13:15	20 KONIECZNY J substitution in			
13:15				11 HENDERSON II A substitution out
13:15				15 OBENG-MENSAH Y substitution out
13:15				12 MARBLE II K substitution in
13:15				13 BULLOCK Q substitution in
12:59	1 ROPER II J 3pt FG , jump shot missed			
12:55				13 BULLOCK Q defensive rebound (1)
12:42				4 BAYLESS B 3pt FG , jump shot missed
12:38	11 SHREWSBERRY B defensive rebound (1)			
12:22	0 BOOTH C 3pt FG , jump shot missed			
12:19	1 ROPER II J offensive rebound (3)			
12:18	1 ROPER II J 2pt FG second chance in the paint, layup made (6)	43-40	3	
11:46				5 BUMBALOUGH L 3pt FG , jump shot missed
11:43	1 ROPER II J defensive rebound (4)			
11:29	1 ROPER II J 2pt FG in the paint, driving layup made (8)	45-40	5	
11:05				5 BUMBALOUGH L 2pt FG outside the paint, step back jump shot missed
10:59	0 BOOTH C defensive rebound (7)			
10:40	1 ROPER II J foul drawn (3)			55 OBIOHA H foul shooting (4 - 2)
10:40	Timeout media			
10:40	11 SHREWSBERRY B substitution out			
10:40	3 BURTON M substitution in			
10:40				4 BAYLESS B substitution out
10:40				55 OBIOHA H substitution out
10:40				11 HENDERSON II A substitution in
10:40				15 OBENG-MENSAH Y substitution in
10:40	1 ROPER II J free throw 1 - 2 made (9)	46-40	6	
10:40	1 ROPER II J free throw 2 - 2 missed			
10:39				15 OBENG-MENSAH Y defensive rebound (6)



Official Basketball Play by Play - Second Half
Niagara at Notre Dame
 11/06/23 Purcell Pavilion at the Joyce Center, Notre Dame
 2023-24 Men's Basketball

Game Time: 7:00 PM
Game Duration: 1:54
Attendance: 7,338

Officials: Lee Cassell, Jeremy Mosier, Mark Rafferty

Game Time	ND	Score	Diff	NIA
10:17				12 MARBLE II K 2pt FG in the paint, layup missed
10:12				12 MARBLE II K offensive rebound (1)
10:12		46-42	4	12 MARBLE II K 2pt FG second chance in the paint, layup made (4)
09:48	20 KONIECZNY J 2pt FG in the paint, turnaround jump shot made (4)	48-42	6	
09:23		48-44	4	5 BUMBALOUGH L 2pt FG in the paint, step back jump shot made (6)
09:03	0 BOOTH C 2pt FG in the paint, hook shot missed			
09:00				15 OBENG-MENSAH Y defensive rebound (7)
08:54	20 KONIECZNY J foul shooting (2 - 2)			12 MARBLE II K foul drawn (1)
08:53		48-45	3	12 MARBLE II K free throw 1 - 2 made (5)
08:53	0 BOOTH C substitution out			
08:53	1 ROPER II J substitution out			
08:53	2 IMES L substitution out			
08:53	11 SHREWSBERRY B substitution in			
08:53	13 DAVIS T substitution in			
08:53	25 ZONA M substitution in			
08:53				11 HENDERSON II A substitution out
08:53				4 BAYLESS B substitution in
08:53		48-46	2	12 MARBLE II K free throw 2 - 2 made (6)
08:38	3 BURTON M 2pt FG in the paint, driving layup made (15)	50-46	4	
08:38	3 BURTON M foul drawn (4)			13 BULLOCK Q foul shooting (2 - 3)
08:38	3 BURTON M free throw 1 - 1 made (16)	51-46	5	
08:15		51-48	3	15 OBENG-MENSAH Y 2pt FG in the paint, layup made (10)
08:15				5 BUMBALOUGH L assist (2)
08:15	25 ZONA M foul shooting (1 - 3)			15 OBENG-MENSAH Y foul drawn (2)
08:15				15 OBENG-MENSAH Y free throw 1 - 1 missed
08:14	20 KONIECZNY J defensive rebound (2)			
07:53	13 DAVIS T 3pt FG , jump shot missed			
07:50				5 BUMBALOUGH L defensive rebound (3)
07:47		51-51	0	5 BUMBALOUGH L 3pt FG , pull up jump shot made (9)
07:31	3 BURTON M foul drawn (5)			12 MARBLE II K foul personal (2 - 4)
07:31	Timeout media			
07:31	13 DAVIS T substitution out			
07:31	20 KONIECZNY J substitution out			
07:31	25 ZONA M substitution out			
07:31	0 BOOTH C substitution in			
07:31	1 ROPER II J substitution in			
07:31	2 IMES L substitution in			
07:30	3 BURTON M 2pt FG in the paint, layup made (18)	53-51	2	
07:30	2 IMES L assist (1)			
07:11		53-53	0	5 BUMBALOUGH L 2pt FG outside the paint, pull up jump shot made (11)
06:47	0 BOOTH C foul drawn (2)			12 MARBLE II K foul shooting (3 - 5)
06:47	0 BOOTH C free throw 1 - 2 missed			
06:47	offensive dead ball rebound (1)			
06:47				13 BULLOCK Q substitution out
06:47				11 HENDERSON II A substitution in
06:47	0 BOOTH C free throw 2 - 2 made (10)	54-53	1	



Official Basketball Play by Play - Second Half
Niagara at Notre Dame
 11/06/23 Purcell Pavilion at the Joyce Center, Notre Dame
 2023-24 Men's Basketball

Game Time: 7:00 PM
Game Duration: 1:54
Attendance: 7,338

Officials: Lee Cassell, Jeremy Mosier, Mark Rafferty

Game Time	ND	Score	Diff	NIA
06:35		54-56	-2	5 BUMBALOUGH L 3pt FG , jump shot made (14)
06:35				15 OBENG-MENSAH Y assist (4)
06:22	3 BURTON M 3pt FG , jump shot made (21)	57-56	1	
06:22	0 BOOTH C assist (1)			
06:07	1 ROPER II J substitution out			
06:07	13 DAVIS T substitution in			
05:51				4 BAYLESS B 2pt FG outside the paint, pull up jump shot missed
05:48	2 IMES L defensive rebound (3)			
05:38	3 BURTON M 2pt FG in the paint, floating jump shot made (23)	59-56	3	
05:16		59-59	0	15 OBENG-MENSAH Y 3pt FG , jump shot made (13)
05:16				5 BUMBALOUGH L assist (3)
04:56	13 DAVIS T 2pt FG in the paint, driving layup made (4)	61-59	2	
04:56	3 BURTON M assist (4)			
04:39				11 HENDERSON II A 2pt FG in the paint, driving layup missed
04:36	0 BOOTH C defensive rebound (8)			
04:33	3 BURTON M 2pt FG fast break in the paint, driving layup made (25)	63-59	4	
04:25				Timeout 30 Sec
04:25				12 MARBLE II K substitution out
04:25				55 OBIOHA H substitution in
04:22	2 IMES L foul personal (1 - 4)			5 BUMBALOUGH L foul drawn (2)
04:05		63-61	2	11 HENDERSON II A 2pt FG in the paint, driving layup made (14)
03:42	3 BURTON M 2pt FG in the paint, driving layup made (27)	65-61	4	
03:21				4 BAYLESS B 2pt FG in the paint, floating jump shot missed
03:17				15 OBENG-MENSAH Y offensive rebound (8)
03:06	13 DAVIS T steal (1)			15 OBENG-MENSAH Y turnover lost ball (3)
02:52	2 IMES L foul offensive (2 - 5)			11 HENDERSON II A foul drawn (4)
02:52	2 IMES L turnover offensive (1)			
02:52	13 DAVIS T substitution out			
02:52	1 ROPER II J substitution in			
02:52	0 BOOTH C substitution out			
02:52	25 ZONA M substitution in			
02:40				55 OBIOHA H 2pt FG from turnover outside the paint, jump shot missed
02:36	25 ZONA M defensive rebound (5)			
02:20	3 BURTON M foul drawn (6)			55 OBIOHA H foul shooting (5 - 6)
02:20				55 OBIOHA H substitution out
02:20				12 MARBLE II K substitution in
02:20	25 ZONA M substitution out			
02:20	13 DAVIS T substitution in			
02:20	3 BURTON M free throw 1 - 2 made (28)	66-61	5	
02:20	3 BURTON M free throw 2 - 2 made (29)	67-61	6	
01:53				15 OBENG-MENSAH Y 2pt FG in the paint, step back jump shot missed
01:48	3 BURTON M defensive rebound (4)			
01:30	3 BURTON M 2pt FG in the paint, driving layup missed			
01:30	13 DAVIS T offensive rebound (4)			
01:30	13 DAVIS T foul drawn (3)			15 OBENG-MENSAH Y foul personal (2 - 7)
01:30	13 DAVIS T 1&1 free throw 1 made (5)	68-61	7	



Official Basketball Play by Play - Second Half
Niagara at Notre Dame
 11/06/23 Purcell Pavilion at the Joyce Center, Notre Dame
 2023-24 Men's Basketball

Game Time: 7:00 PM
Game Duration: 1:54
Attendance: 7,338

Officials: Lee Cassell, Jeremy Mosier, Mark Rafferty

Game Time	ND	Score	Diff	NIA
01:30	13 DAVIS T 1&1 free throw 2 missed			
01:29				12 MARBLE II K defensive rebound (2)
01:28	1 ROPER II J foul personal (2 - 6)			12 MARBLE II K foul drawn (2)
01:15				Timeout 60 Sec
01:06				11 HENDERSON II A 2pt FG in the paint, driving layup missed
01:04	13 DAVIS T defensive rebound (5)			
00:36	11 SHREWSBERRY B turnover lost ball (2)			5 BUMBALOUGH L steal (1)
00:31				5 BUMBALOUGH L 3pt FG from turnover, pull up jump shot missed
00:30				offensive rebound (29)
00:30	3 BURTON M substitution out			
00:30	0 BOOTH C substitution in			
00:21				4 BAYLESS B 2pt FG from turnover second chance in the paint, driving layup missed
00:19	0 BOOTH C defensive rebound (9)			
00:15	2 IMES L foul drawn (1)			4 BAYLESS B foul personal (2 - 8)
00:15	0 BOOTH C substitution out			
00:15	3 BURTON M substitution in			
00:15	2 IMES L 1&1 free throw 1 made (3)	69-61	8	
00:15	2 IMES L 1&1 free throw 2 made (4)	70-61	9	
00:10		70-63	7	4 BAYLESS B 2pt FG in the paint, driving layup made (8)
END OF GAME				
ND 70-63 NIA				



Niagara at Notre Dame

11/06/23 Purcell Pavilion at the Joyce Center, Notre Dame
2023-24 Men's Basketball

Game Time: 7:00 PM
Game Duration: 1:54
Attendance: 7,338

Officials: Lee Cassell, Jeremy Mosier, Mark Rafferty

Niagara - 33

NO.	Name	Min	FG			Rebounds			Fouls		TP	AS	TO	ST	Blocks		+/-
			M-A	3P	FT	OR	DR	TOT	PF	FD					BS	BA	
15	Yaw Obeng-Mensah	F 17:25	2-5	1-1	0-1	1	2	3	1	1	5	1	2	0	0	0	-4
55	Harlan Obioha	C 11:25	1-2	0-0	1-2	0	3	3	3	1	3	0	1	0	0	0	-6
4	Braxton Bayless	G 18:13	2-8	0-1	0-0	1	0	1	1	0	4	1	0	0	0	0	-10
5	Luke Bumbalough	G 20:00	5-8	2-4	0-0	0	1	1	0	1	12	2	0	1	0	0	-8
11	Ahmad Henderson II	G 15:19	2-6	1-2	0-0	1	2	3	0	1	5	1	0	0	0	0	-7
12	Kwane Marble II	11:10	1-2	0-0	2-2	1	1	2	2	2	4	0	0	0	0	0	-6
13	Quandre Bullock	06:28	0-0	0-0	0-0	0	1	1	1	0	0	0	0	0	0	0	1
Team						1	0	1			0		0				
Totals			13-31	4-8	3-5	5	10	15	8	6	33	5	3	1	0	0	-8

Shooting By Period		
2 nd FG%	13-31	41.9%
3PT%	4-8	50.0%
FT%	3-5	60%
GM FG%	13-31	41.9%
3PT%	4-8	50.0%
FT%	3-5	60.0%

Dead Ball Rebounds: 1, 0

Technical Fouls::NONE

Notre Dame - 41

NO.	Name	Min	FG			Rebounds			Fouls		TP	AS	TO	ST	Blocks		+/-
			M-A	3P	FT	OR	DR	TOT	PF	FD					BS	BA	
13	Tae Davis	F 08:37	1-2	0-1	1-2	1	2	3	1	1	3	0	0	1	0	0	3
25	Matt Zona	F 07:35	1-1	0-0	0-0	0	1	1	1	0	2	1	0	0	0	0	-2
1	Julian Roper II	G 15:23	2-4	0-2	1-2	1	1	2	1	2	5	1	0	0	0	0	8
3	Markus Burton	G 17:10	7-11	1-2	3-3	0	2	2	0	3	18	3	0	0	0	0	4
11	Braeden Shrewsbury	G 18:13	2-3	1-2	0-0	0	1	1	0	0	5	0	1	0	0	0	10
2	Logan Imes	16:58	0-1	0-1	2-2	1	2	3	2	1	2	1	1	1	0	0	11
0	Carey Booth	10:20	1-3	1-2	1-2	0	3	3	0	1	4	1	0	0	0	0	7
20	J.R. Konieczny	05:44	1-1	0-0	0-0	0	1	1	1	0	2	0	0	0	0	0	-1
Team						0	1	1			0		0				
Totals			15-26	3-10	8-11	3	14	17	6	8	41	7	2	2	0	0	8

Shooting By Period		
2 nd FG%	15-26	57.7%
3PT%	3-10	30.0%
FT%	8-11	72.7%
GM FG%	15-26	57.7%
3PT%	3-10	30.0%
FT%	8-11	72.7%

Dead Ball Rebounds: 1, 0

Technical Fouls::NONE

	NIA	ND
Biggest lead	3 (2 nd 17:45)	9 (2 nd 0:15)
Best Scoring Run	5(2 nd 7:47)	8(2 nd 10:40)
Lead Changes	3	
Times Tied	5	
Time with Lead	05:26	12:30

Points from	NIA	ND
Turnovers	0	0
Paint	14	24
Second Chance	4	3
Fast Breaks	0	2
Bench	4	8

	Period by Period Scoring		
	1st	2nd	TOT
NIA	30	33	63
ND	29	41	70



Niagara at Notre Dame

11/06/23 Purcell Pavilion at the Joyce Center, Notre Dame
2023-24 Men's Basketball

Game Time: 7:00 PM
Game Duration: 1:54
Attendance: 7,338

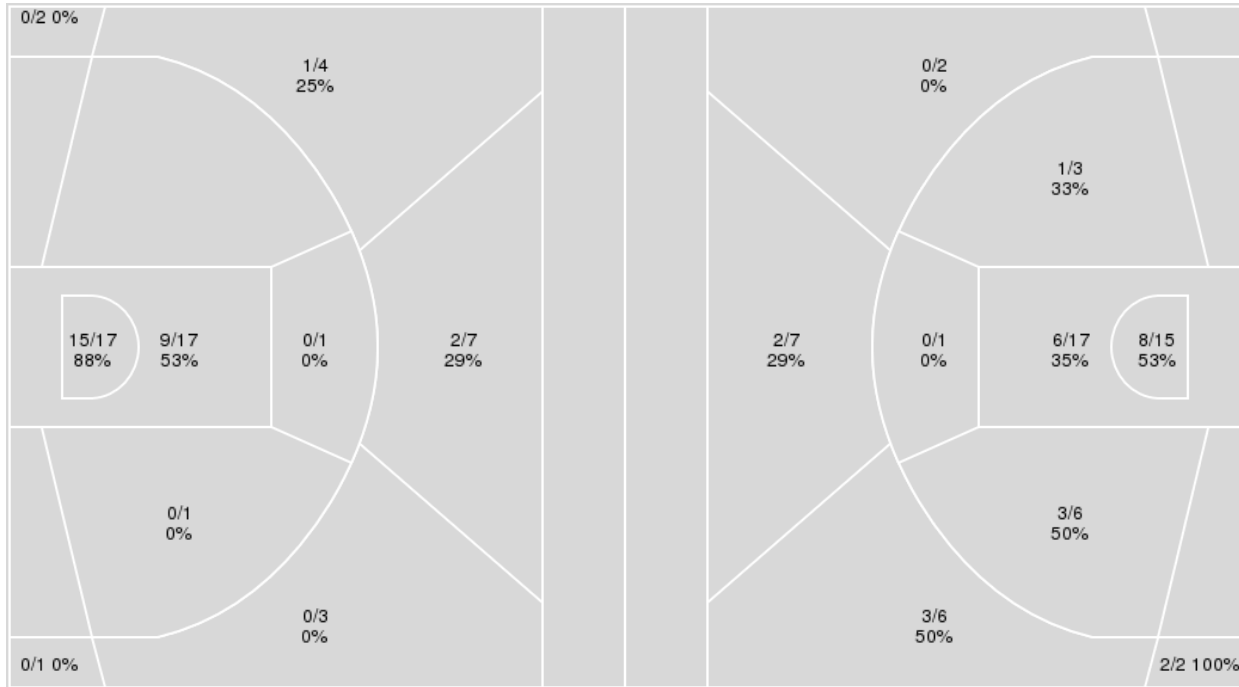
Officials: Lee Cassell, Jeremy Mosier, Mark Rafferty

{ Players => 0, 1, 2, 3, 4, 5, 10, 11, 12, 13, 14, 15, 20, 22, 23, 25; } FG Types => All; Results => All;

{ Players => 0, 1, 2, 4, 5, 10, 11, 12, 13, 15, 20, 24, 55; } FG Types => All; Results => All;

Notre Dame

Niagara



Notre Dame	M/A	%
Field Goals	27/53	51
2 Points	24/36	67
3 Points	3/17	18
Free Throws	13/16	81

Niagara	M/A	%
Field Goals	25/59	42
2 Points	18/42	43
3 Points	7/17	41
Free Throws	6/9	67



Niagara at Notre Dame

11/06/23 Purcell Pavilion at the Joyce Center, Notre Dame
2023-24 Men's Basketball

Game Time: 7:00 PM
Game Duration: 1:54
Attendance: 7,338

Officials: Lee Cassell, Jeremy Mosier, Mark Rafferty

Niagara

No	Name	Mins		Score		Points Diff		Points per Min		Assists		Rebounds		Steals		Turnovers	
		On	Off	On	Off	On	Off	On	Off	On	Off	On	Off	On	Off	On	Off
4	Braxton Bayless	35:23	04:37	52 - 63	11 - 7	-11	4	1.47	2.38	11	0	24	5	3	0	7	0
5	Luke Bumbalough	38:13	01:47	61 - 66	2 - 4	-5	-2	1.60	1.12	10	1	28	1	3	0	6	1
11	Ahmad Henderson II	33:52	06:08	55 - 58	8 - 12	-3	-4	1.62	1.30	10	1	26	3	3	0	6	1
12	Kwane Marble II	19:22	20:38	29 - 42	34 - 28	-13	6	1.50	1.65	4	7	11	18	1	2	2	5
13	Quandre Bullock	10:45	29:15	19 - 19	44 - 51	0	-7	1.77	1.50	1	10	8	21	0	3	1	6
15	Yaw Obeng-Mensah	35:58	04:02	63 - 63	0 - 7	0	-7	1.75	0.00	11	0	27	2	3	0	6	1
24	Aime Rutayisire	06:22	33:38	10 - 12	53 - 58	-2	-5	1.57	1.58	3	8	3	26	2	1	1	6
55	Harlan Obioha	20:05	19:55	26 - 27	37 - 43	-1	-6	1.29	1.86	5	6	18	11	0	3	6	1

Notre Dame

No	Name	Mins		Score		Points Diff		Points per Min		Assists		Rebounds		Steals		Turnovers	
		On	Off	On	Off	On	Off	On	Off	On	Off	On	Off	On	Off	On	Off
0	Carey Booth	21:19	18:41	43 - 33	27 - 30	10	-3	2.02	1.45	6	3	21	14	2	1	6	1
1	Julian Roper II	33:10	06:50	54 - 50	16 - 13	4	3	1.63	2.34	8	1	31	4	2	1	6	1
2	Logan Imes	26:22	13:38	55 - 39	15 - 24	16	-9	2.09	1.10	9	0	23	12	3	0	5	2
3	Markus Burton	34:04	05:56	62 - 57	8 - 6	5	2	1.82	1.35	8	1	28	7	2	1	7	0
11	Braeden Shrewsbury	36:24	03:36	63 - 56	7 - 7	7	0	1.73	1.95	9	0	32	3	3	0	7	0
13	Tae Davis	18:30	21:30	29 - 27	41 - 36	2	5	1.57	1.91	1	8	16	19	1	2	2	5
20	J.R. Konieczny	13:35	26:25	22 - 25	48 - 38	-3	10	1.62	1.82	1	8	13	22	1	2	2	5
25	Matt Zona	16:35	23:25	22 - 28	48 - 35	-6	13	1.33	2.05	3	6	11	24	1	2	0	7

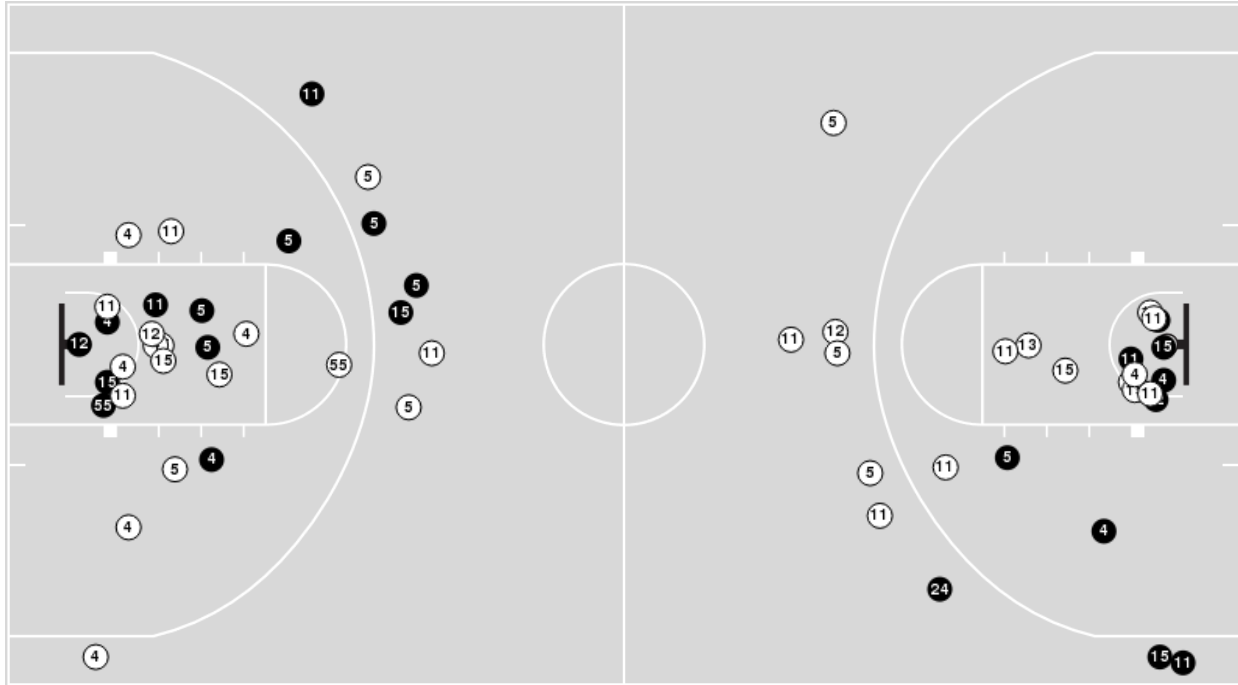


Officials: Lee Cassell, Jeremy Mosier, Mark Rafferty

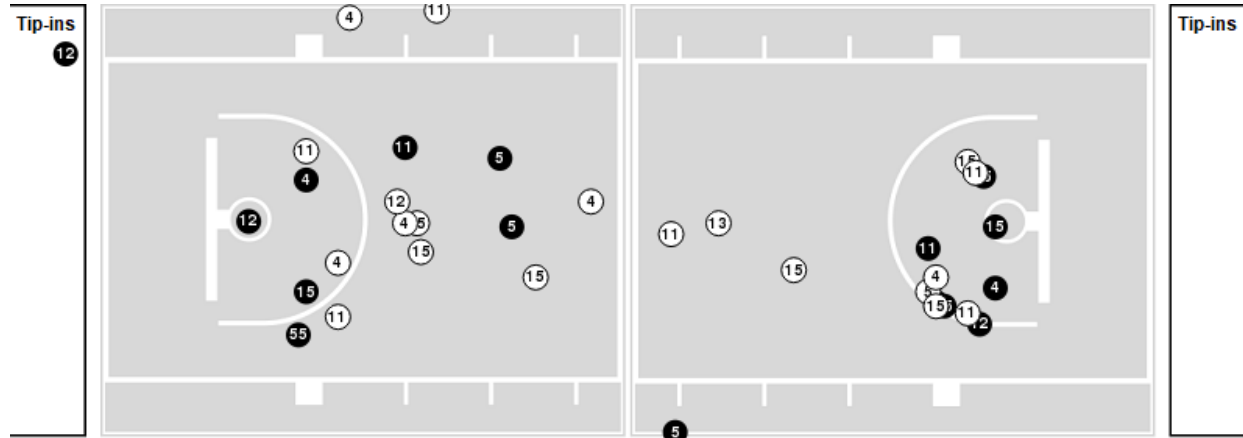
Players => 0, 1, 2, 4, 5, 10, 11, 12, 13, 15, 20, 24, 55FG Types=>AllResults=>All

Niagara

All Field Goals



Blow Up Chart



● Made ○ Missed N - Player Number

Niagara	M/A	%
Field Goals	25/59	42
2 Points	18/42	43
3 Points	7/17	41
Free Throws	6/9	67

Niagara	M/A	%
Points in the Paint	28 (14 / 32)	44
Fast Break Points	4 (2/2)	100
Second Chance Points	4 (2/3)	67
Effective FG%	48	

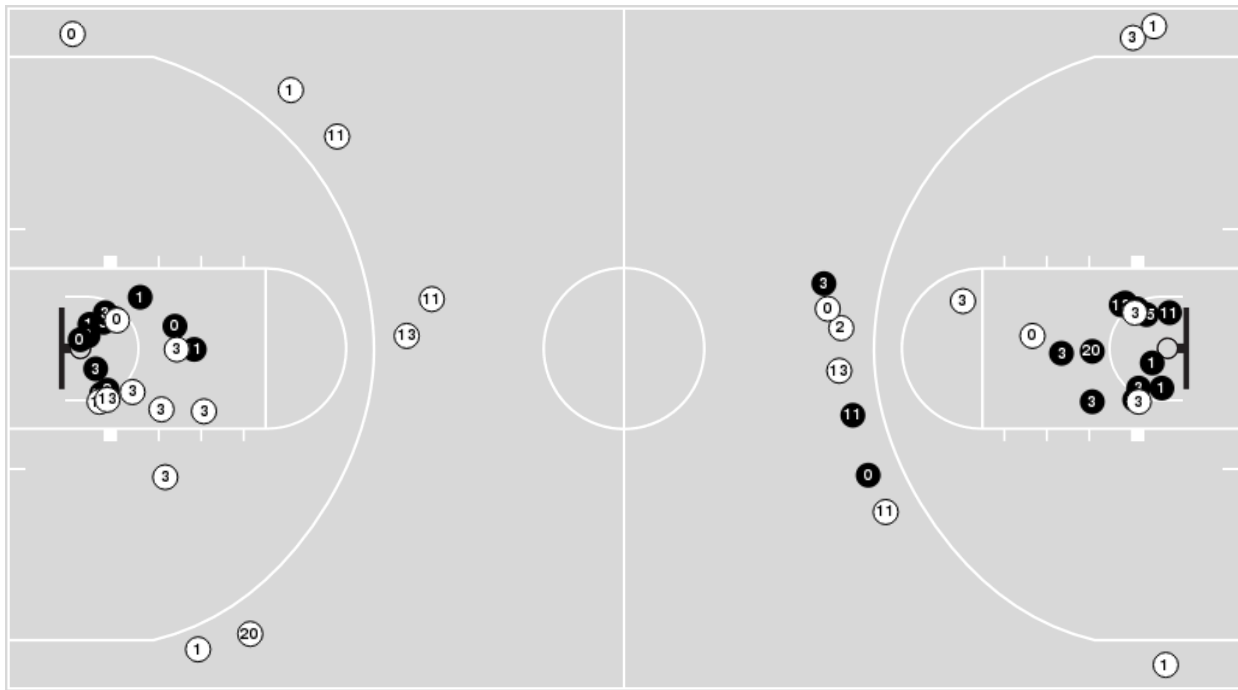


Officials: Lee Cassell, Jeremy Mosier, Mark Rafferty

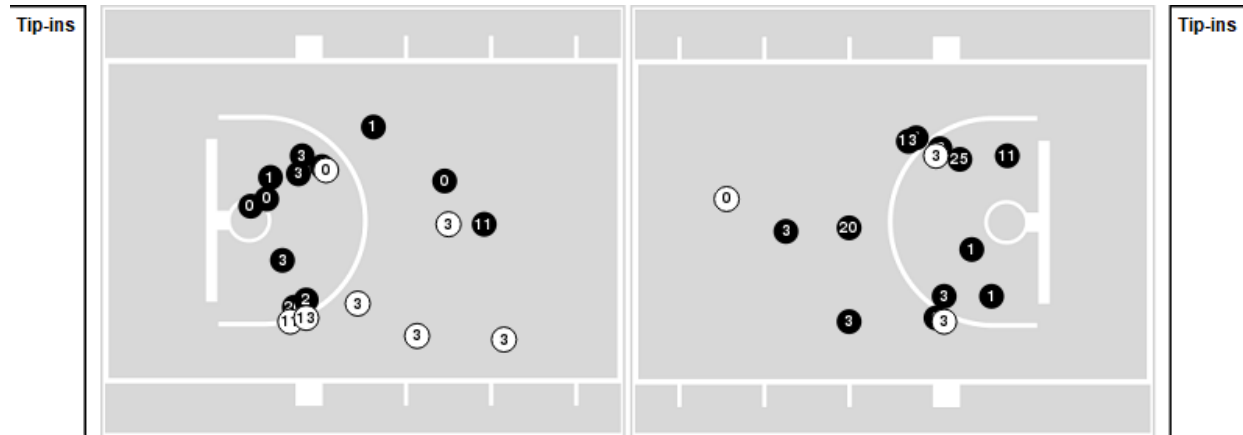
Players => 0, 1, 2, 3, 4, 5, 10, 11, 12, 13, 14, 15, 20, 22, 23, 25FG Types=>AllResults=>All

Notre Dame

All Field Goals



Blow Up Chart



● Made ○ Missed N - Player Number

Notre Dame	M/A	%
Field Goals	27/53	51
2 Points	24/36	67
3 Points	3/17	18
Free Throws	13/16	81

Notre Dame	M/A	%
Points in the Paint	48 (24 / 34)	71
Fast Break Points	2 (1/1)	100
Second Chance Points	3 (2/4)	50
Effective FG%	54	



Officials: Lee Cassell, Jeremy Mosier, Mark Rafferty

Niagara

Lineup	Quarter On	Time On	Quarter Off	Time Off	Time on Court	Score	Score Diff	Reb	Stl	Tov	Ass	PPP
4- Bayless B/ 5- Bumbalough L/ 11- Henderson II A/ 15- Obeng-Mensah Y/ 55- Obioha H/	1	20:00	1	14:34	05:26	12-2	10	7	0	1	2	1.3514
4- Bayless B/ 5- Bumbalough L/ 11- Henderson II A/ 12- Marble II K/ 15- Obeng-Mensah Y/	1	14:34	1	13:15	01:19	0-2	-2	0	0	0	0	0.0000
5- Bumbalough L/ 11- Henderson II A/ 12- Marble II K/ 13- Bullock Q/ 15- Obeng-Mensah Y/	1	13:15	1	10:25	02:50	6-4	2	2	0	0	0	1.2000
4- Bayless B/ 5- Bumbalough L/ 12- Marble II K/ 13- Bullock Q/ 55- Obioha H/	1	10:25	1	08:58	01:27	0-3	-3	1	0	1	0	0.0000
4- Bayless B/ 11- Henderson II A/ 12- Marble II K/ 15- Obeng-Mensah Y/ 55- Obioha H/	1	08:58	1	07:11	01:47	2-4	-2	1	0	1	1	0.6667
4- Bayless B/ 5- Bumbalough L/ 11- Henderson II A/ 15- Obeng-Mensah Y/ 24- Rutayisire A/	1	07:11	1	00:48	06:22	10-12	-2	3	2	1	3	0.9191
4- Bayless B/ 5- Bumbalough L/ 11- Henderson II A/ 12- Marble II K/ 15- Obeng-Mensah Y/	1	00:48	2	20:00	00:48	0-2	-2	0	0	0	0	0.0000
4- Bayless B/ 5- Bumbalough L/ 11- Henderson II A/ 15- Obeng-Mensah Y/ 55- Obioha H/	2	20:00	2	13:15	06:45	10-12	-2	7	0	2	2	0.9191
4- Bayless B/ 5- Bumbalough L/ 12- Marble II K/ 13- Bullock Q/ 55- Obioha H/	2	13:15	2	10:40	02:35	0-4	-4	1	0	0	0	0.0000
5- Bumbalough L/ 11- Henderson II A/ 12- Marble II K/ 13- Bullock Q/ 15- Obeng-Mensah Y/	2	10:40	2	08:53	01:47	5-3	2	3	0	0	0	2.0492
4- Bayless B/ 5- Bumbalough L/ 12- Marble II K/ 13- Bullock Q/ 15- Obeng-Mensah Y/	2	08:53	2	06:47	02:06	8-5	3	1	0	0	1	2.0619
4- Bayless B/ 5- Bumbalough L/ 11- Henderson II A/ 12- Marble II K/ 15- Obeng-Mensah Y/	2	06:47	2	04:25	02:22	6-10	-4	0	0	0	2	1.5000
4- Bayless B/ 5- Bumbalough L/ 11- Henderson II A/ 15- Obeng-Mensah Y/ 55- Obioha H/	2	04:25	2	02:20	02:05	2-2	0	1	0	1	0	0.6667
4- Bayless B/ 5- Bumbalough L/ 11- Henderson II A/ 12- Marble II K/ 15- Obeng-Mensah Y/	2	02:20	2	00:00	02:20	2-5	-3	2	1	0	0	0.5000



Officials: Lee Cassell, Jeremy Mosier, Mark Rafferty

Notre Dame

Lineup	Quarter On	Time On	Quarter Off	Time Off	Time on Court	Score	Score Diff	Reb	Stl	Tov	Ass	PPP
1- Roper II J/ 3- Burton M/ 11- Shrewsberry B/ 13- Davis T/ 25- Zona M/	1	20:00	1	14:34	05:26	2-12	-10	3	0	0	0	0.2500
0- Booth C/ 1- Roper II J/ 3- Burton M/ 11- Shrewsberry B/ 20- Konieczny J/	1	14:34	1	13:15	01:19	2-0	2	3	0	2	0	0.6667
0- Booth C/ 1- Roper II J/ 2- Imes L/ 11- Shrewsberry B/ 20- Konieczny J/	1	13:15	1	10:25	02:50	4-6	-2	2	0	0	1	1.0000
2- Imes L/ 3- Burton M/ 11- Shrewsberry B/ 13- Davis T/ 25- Zona M/	1	10:25	1	08:31	01:54	5-0	5	1	0	0	0	1.4535
1- Roper II J/ 2- Imes L/ 3- Burton M/ 13- Davis T/ 25- Zona M/	1	08:31	1	07:11	01:20	2-2	0	1	0	0	0	1.0000
0- Booth C/ 1- Roper II J/ 3- Burton M/ 11- Shrewsberry B/ 13- Davis T/	1	07:11	1	06:27	00:44	2-0	2	1	0	0	0	1.0638
0- Booth C/ 1- Roper II J/ 3- Burton M/ 11- Shrewsberry B/ 20- Konieczny J/	1	06:27	1	03:20	03:07	6-6	0	3	0	0	0	1.2000
0- Booth C/ 2- Imes L/ 3- Burton M/ 11- Shrewsberry B/ 20- Konieczny J/	1	03:20	1	03:01	00:19	0-2	-2	0	0	0	0	0.0000
0- Booth C/ 1- Roper II J/ 2- Imes L/ 3- Burton M/ 11- Shrewsberry B/	1	03:01	1	02:25	00:36	0-0	0	1	0	2	0	0.0000
0- Booth C/ 1- Roper II J/ 2- Imes L/ 11- Shrewsberry B/ 20- Konieczny J/	1	02:25	1	02:09	00:16	0-0	0	0	1	0	0	0.0000
0- Booth C/ 1- Roper II J/ 2- Imes L/ 3- Burton M/ 11- Shrewsberry B/	1	02:09	1	00:48	01:20	4-2	2	1	0	1	1	1.3333
0- Booth C/ 1- Roper II J/ 2- Imes L/ 3- Burton M/ 13- Davis T/	1	00:48	1	00:29	00:19	0-0	0	1	0	0	0	0.0000
1- Roper II J/ 2- Imes L/ 3- Burton M/ 11- Shrewsberry B/ 25- Zona M/	1	00:29	1	00:09	00:20	0-0	0	0	0	0	0	0.0000
1- Roper II J/ 2- Imes L/ 3- Burton M/ 13- Davis T/ 25- Zona M/	1	00:09	1	00:09	00:00	1-0	1	0	0	0	0	2.2727
0- Booth C/ 1- Roper II J/ 2- Imes L/ 3- Burton M/ 13- Davis T/	1	00:09	2	20:00	00:09	1-0	1	1	0	0	0	2.2727
1- Roper II J/ 3- Burton M/ 11- Shrewsberry B/ 13- Davis T/ 25- Zona M/	2	20:00	2	18:20	01:40	0-0	0	1	0	0	0	0.0000
1- Roper II J/ 2- Imes L/ 3- Burton M/ 11- Shrewsberry B/ 25- Zona M/	2	18:20	2	14:19	04:01	9-8	1	3	1	0	3	1.2857
0- Booth C/ 1- Roper II J/ 2- Imes L/ 3- Burton M/ 11- Shrewsberry B/	2	14:19	2	13:15	01:04	3-2	1	1	0	0	1	3.0000
0- Booth C/ 1- Roper II J/ 2- Imes L/ 11- Shrewsberry B/ 20- Konieczny J/	2	13:15	2	10:40	02:35	4-0	4	4	0	0	0	1.3333
0- Booth C/ 1- Roper II J/ 2- Imes L/ 3- Burton M/ 20- Konieczny J/	2	10:40	2	08:53	01:47	3-5	-2	0	0	0	0	1.0417
3- Burton M/ 11- Shrewsberry B/ 13- Davis T/ 20- Konieczny J/ 25- Zona M/	2	08:53	2	07:31	01:22	3-6	-3	1	0	0	0	1.2295
0- Booth C/ 1- Roper II J/ 2- Imes L/ 3- Burton M/ 11- Shrewsberry B/	2	07:31	2	06:07	01:24	6-5	1	0	0	0	2	2.0833
0- Booth C/ 2- Imes L/ 3- Burton M/ 11- Shrewsberry B/ 13- Davis T/	2	06:07	2	02:52	03:15	8-5	3	2	1	1	1	1.6000
0- Booth C/ 1- Roper II J/ 2- Imes L/ 3- Burton M/ 11- Shrewsberry B/	2	02:52	2	02:52	00:00	0-0	0	0	0	0	0	0.0000
1- Roper II J/ 2- Imes L/ 3- Burton M/ 11- Shrewsberry B/ 25- Zona M/	2	02:52	2	02:20	00:32	0-0	0	1	0	0	0	0.0000
1- Roper II J/ 2- Imes L/ 3- Burton M/ 11- Shrewsberry B/ 13- Davis T/	2	02:20	2	00:30	01:49	3-0	3	3	0	1	0	1.0870
0- Booth C/ 1- Roper II J/ 2- Imes L/ 11- Shrewsberry B/ 13- Davis T/	2	00:30	2	00:15	00:14	0-0	0	1	0	0	0	0.0000
1- Roper II J/ 2- Imes L/ 3- Burton M/ 11- Shrewsberry B/ 13- Davis T/	2	00:15	2	00:00	00:15	2-2	0	0	0	0	0	2.2727



Niagara at Notre Dame

11/06/23 Purcell Pavilion at the Joyce Center, Notre Dame
2023-24 Men's Basketball

Game Time: 7:00 PM
Game Duration: 1:54
Attendance: 7,338

Officials: Lee Cassell, Jeremy Mosier, Mark Rafferty

Niagara

Lineup	Time	Score	Score Diff	Pts/Min	Reb	Stl	Tov	Ass	PPP
4- Bayless B/ 5- Bumbalough L/ 11- Henderson II A/ 15- Obeng-Mensah Y/ 55- Obioha H/	14:16	24-16	8	1.6822	15	0	4	4	1.0545
4- Bayless B/ 5- Bumbalough L/ 11- Henderson II A/ 12- Marble II K/ 15- Obeng-Mensah Y/	06:49	8-19	-11	1.1710	2	1	0	2	0.6667
4- Bayless B/ 5- Bumbalough L/ 11- Henderson II A/ 15- Obeng-Mensah Y/ 24- Rutayisire A/	06:22	10-12	-2	1.5703	3	2	1	3	0.9191
5- Bumbalough L/ 11- Henderson II A/ 12- Marble II K/ 13- Bullock Q/ 15- Obeng-Mensah Y/	04:37	11-7	4	2.3827	5	0	0	0	1.4785
4- Bayless B/ 5- Bumbalough L/ 12- Marble II K/ 13- Bullock Q/ 55- Obioha H/	04:02	0-7	-7	0.0000	2	0	1	0	0.0000
4- Bayless B/ 5- Bumbalough L/ 12- Marble II K/ 13- Bullock Q/ 15- Obeng-Mensah Y/	02:06	8-5	3	3.8095	1	0	0	1	2.0619
4- Bayless B/ 11- Henderson II A/ 12- Marble II K/ 15- Obeng-Mensah Y/ 55- Obioha H/	01:47	2-4	-2	1.1215	1	0	1	1	0.6667



Official Basketball Line Up Analysis - Final
Niagara at Notre Dame
 11/06/23 Purcell Pavilion at the Joyce Center, Notre Dame
 2023-24 Men's Basketball

Game Time: 7:00 PM
Game Duration: 1:54
Attendance: 7,338

Officials: Lee Cassell, Jeremy Mosier, Mark Rafferty

Notre Dame

Lineup	Time	Score	Score Diff	Pts/Min	Reb	Stl	Tov	Ass	PPP
1- Roper II J/ 3- Burton M/ 11- Shrewsberry B/ 13- Davis T/ 25- Zona M/	07:06	2-12	-10	0.2817	4	0	0	0	0.2000
0- Booth C/ 1- Roper II J/ 2- Imes L/ 11- Shrewsberry B/ 20- Konieczny J/	05:41	8-6	2	1.4076	6	1	0	1	1.1429
1- Roper II J/ 2- Imes L/ 3- Burton M/ 11- Shrewsberry B/ 25- Zona M/	04:53	9-8	1	1.8417	4	1	0	3	1.2857
0- Booth C/ 1- Roper II J/ 3- Burton M/ 11- Shrewsberry B/ 20- Konieczny J/	04:26	8-6	2	1.8045	6	0	2	0	1.0000
0- Booth C/ 1- Roper II J/ 2- Imes L/ 3- Burton M/ 11- Shrewsberry B/	04:24	13-9	4	2.9534	3	0	3	4	1.4640
0- Booth C/ 2- Imes L/ 3- Burton M/ 11- Shrewsberry B/ 13- Davis T/	03:15	8-5	3	2.4615	2	1	1	1	1.6000
1- Roper II J/ 2- Imes L/ 3- Burton M/ 11- Shrewsberry B/ 13- Davis T/	02:05	5-2	3	2.3923	3	0	1	0	1.3736
2- Imes L/ 3- Burton M/ 11- Shrewsberry B/ 13- Davis T/ 25- Zona M/	01:54	5-0	5	2.6316	1	0	0	0	1.4535
0- Booth C/ 1- Roper II J/ 2- Imes L/ 3- Burton M/ 20- Konieczny J/	01:47	3-5	-2	1.6822	0	0	0	0	1.0417
3- Burton M/ 11- Shrewsberry B/ 13- Davis T/ 20- Konieczny J/ 25- Zona M/	01:22	3-6	-3	2.1951	1	0	0	0	1.2295
1- Roper II J/ 2- Imes L/ 3- Burton M/ 13- Davis T/ 25- Zona M/	01:20	3-2	1	2.2500	1	0	0	0	1.2295
0- Booth C/ 1- Roper II J/ 3- Burton M/ 11- Shrewsberry B/ 13- Davis T/	00:44	2-0	2	2.7273	1	0	0	0	1.0638
0- Booth C/ 1- Roper II J/ 2- Imes L/ 3- Burton M/ 13- Davis T/	00:28	1-0	1	2.0906	2	0	0	0	2.2727
0- Booth C/ 2- Imes L/ 3- Burton M/ 11- Shrewsberry B/ 20- Konieczny J/	00:19	0-2	-2	0.0000	0	0	0	0	0.0000
0- Booth C/ 1- Roper II J/ 2- Imes L/ 11- Shrewsberry B/ 13- Davis T/	00:14	0-0	0	0.0000	1	0	0	0	0.0000