



# ST. BONAVENTURE BASKETBALL

2021 ATLANTIC 10 CHAMPIONS | 2019 ATLANTIC 10 RUNNER-UP | 2018 NCAA TOURNAMENT | 2022 NIT SEMIFINALS  
2016 ATLANTIC 10 REGULAR SEASON CO-CHAMPIONS | 2012 ATLANTIC 10 CHAMPIONS | 8 NCAA TOURNAMENTS



## 2023-24 SCHEDULE

RECORD: 1-1 || A-10 RECORD: 0-0  
HOME: 1-1 || AWAY: 0-0 || NEUTRAL: 0-0

### NOVEMBER (1-1)

Nov. 6	LONGWOOD (TV: ESPN+)	W, 73-69
Nov. 11	CANISIUS (TV: ESPN+)	L, 70-67
Nov. 16	vs. Oklahoma St.% (TV: ESPN+)	6:30 p.m.
Nov. 17	vs. Auburn/Notre Dame (TV: ESPN2/U)	
Nov. 22	BUCKNELL (TV: ESPN+)	7:00 p.m.
Nov. 25	MIAMI (OH) (TV: ESPN+)	2:00 p.m.

### DECEMBER

Dec. 2	at Buffalo (TV: ESPN+)	2:00 p.m.
Dec. 6	at Niagara (TV: ESPN+)	7:00 p.m.
Dec. 9	SIENA (TV: ESPN+)	4:00 p.m.
Dec. 16	vs. Fla. Atlantic # (TV: ESPN+)	4:00 p.m.
Dec. 22	BINGHAMTON (TV: ESPN+)	7:00 p.m.
Dec. 30	vs. Akron ^ (TV: ESPN+)	4:00 p.m.

### JANUARY

Jan. 3	at VCU* (TV: CBSSN)	9:00 p.m.
Jan. 6	at Richmond* (TV: ESPN+)	4:00 p.m.
Jan. 13	FORDHAM* (TV: USA)	2:30 p.m.
Jan. 17	RHODE ISLAND* (TV: ESPN+)	7:00 p.m.
Jan. 20	at George Mason* (TV: ESPN+)	2:00 p.m.
Jan. 23	at Duquesne* (TV: ESPN+)	7:00 p.m.
Jan. 26	SAINT JOSEPH'S* (TV: ESPN2)	8:30 p.m.
Jan. 30	VCU* (TV: CBSSN)	7:00 p.m.

### FEBRUARY

Feb. 2	at Dayton* (TV: ESPN2)	7:00 p.m.
Feb. 7	UMASS* (TV: NBC Digital)	7:00 p.m.
Feb. 10	DUQUESNE* (TV: ESPN+)	2:00 p.m.
Feb. 14	at Fordham* (TV: ESPN+)	7:00 p.m.
Feb. 17	DAVIDSON* (TV: CBSSN)	3:30 p.m.
Feb. 21	at La Salle* (TV: ESPN+)	6:30 p.m.
Feb. 24	at UMass* (TV: USA)	2:30 p.m.
Feb. 27	LOYOLA CHI* (TV: ESPN+)	7:00 p.m.

### MARCH

March 6	at GW* (TV: ESPN+)	7:00 p.m.
March 9	SAINT LOUIS* (TV: USA)	12:30 p.m.
March 12-17 A-10 Tournament (Brooklyn, N.Y.)		

Home games in BOLD ALL CAPS

All times Eastern

\* - Atlantic 10 Game

% - Legends Classic (Brooklyn, N.Y.)

# - Basketball Hall of Fame Classic (Springfield, Ma.)

^ - Legends Showcase (Cleveland, Ohio)

## FOLLOW THE BONNIES

- Twitter ..... @GoBonnies
- ..... @BonniesMBB
- Instagram ..... @GoBonnies
- ..... @bonnies\_mbb
- Facebook ..... GoBonnies
- YouTube: ..... GoBonniesTV

ST. BONAVENTURE (1-1, 0-0 A-10)

VS

OKLAHOMA STATE (1-1, 0-0 BIG 12)



### QUICK COMPARISON

70.0 ppg	Points Per Game	72.0 ppg
69.5 ppg	Points Allow Per Game	67.0 ppg
-5.0	Rebound Margin	-0.5
.431	Field Goal Pct.	.442
.294	3-Point Pct.	.393
10.5	Turnovers Per Game	11.0



### ST. BONAVENTURE QUICK FACTS

Head Coach: Mark Schmidt  
 Record at SBU: 283-214 / 17th season  
 Scoring Leader: Charles Pride (18.5 ppg)  
 Rebounds Leader: Charles Pride (8.0 rpg)  
 Assists Leader: Mika Adams-Woods (3.2 apg)






### OKLAHOMA STATE QUICK FACTS

Head Coach: Mike Boynton Jr.  
 Record at OSU: 108-90 / 7th season  
 Scoring Leader: Bryce Thompson (18.0 ppg)  
 Rebounds Leader: Quion Williams (7.0 rpg)  
 Assists Leader: Eric Dailey Jr. (3.0 apg)

Thursday, Nov. 16 // Barclays Center // Brooklyn, N.Y. // TV: ESPN+

- St. Bonaventure heads to Barclays Center to take part in the Legends Classic presented by Old Trapper. It will be Bona's first appearance in the Legends Classic, but the venue will be a familiar one: St. Bonaventure played in Barclays Center twice last year and is 5-6 all-time in the arena.
- The Bonnies are looking to continue their recent success in multiple-team events (MTEs). St. Bonaventure has won eight straight games in MTEs dating back to 2019: the Bonnies won last year's Gotham Classic with victories over Notre Dame, Bowling Green and Southern Indiana. In 2022, Bona captured the Charleston Classic championship following victories over Marquette, Clemson and Boise State. In 2019, St. Bonaventure claimed the Boca Beach Classic crown with wins over Florida Atlantic and San Diego.
- In the last two seasons, the Bonnies are 6-3 vs. power conference foes, including a victory vs. Notre Dame last season. The Bonnies and Fighting Irish could potentially meet in the finals Friday.
- The trip to the Big Apple is a homecoming of sorts for multiple Bonnies: redshirt junior **Chad Venning** is back in his hometown of Brooklyn while redshirt senior **Daryl Banks III** hails from Somerset, N.J., a little more than 50 miles from Barclays Center. For Venning, playing in Barclays Center is the fulfillment of a dream he had as a teenager often walking past the arena during his high school days. He made the most of the opportunity last season, averaging 15 points and eight rebounds in two games at Barclays Center in his first campaign with the Bonnies.

### ST. BONAVENTURE LAST GAME STARTERS

									
2 • ASSA <b>ESSAMVOUS</b> FORWARD • SO.	3 • MIKA <b>ADAMS-WOODS</b> GUARD • GR.	5 • DARYL <b>BANKS III</b> GUARD • R-SR.	7 • CHARLES <b>PRIDE</b> GUARD • GR.	32 • CHAD <b>VENNING</b> FORWARD • R-JR.					
PPG	RPG	PPG	RPG	PPG	RPG	PPG	RPG	PPG	RPG
9.5	4.5	10.5	2.0	8.0	2.5	18.5	8.0	11.0	5.0
APG	MPG	APG	MPG	APG	MPG	APG	MPG	BPG	MPG
0.5	28.0	3.2	23.8	2.0	26.8	1.0	38.4	3.5	22.9

### RESERVES

#	Name	Pos.	Yr.	PPG	RPG	MPG	Notes
0	Barry Evans	F	So.	2.5	2.0	12.0	Played in 32 games including 21 starts last year
1	Kyrell Luc	G	Jr.	3.5	1.5	16.2	Starting PG in every game last season
4	Moses Flowers	G	R-Sr.	2.5	2.0	14.9	17 games in double figures last season
10	Miles Rose	G	Fr.	--	--	--	Starting PG for prep national champs (Putnam Sci.)
11	Duane Thompson	F	Fr.	--	--	--	7 ppg, 3 apg for prep national champs (PSA)
15	Jack DeRose	G	Fr.	--	--	--	First season as a walk-on
20	Noel Brown	C	R-Jr.	4.0	2.0	17.0	Played in 68 games in three seasons at GW
21	Melian Martinez	F/C	R-Fr.	--	--	--	Redshirted last season
23	Anthony Belardinelli	G	Sr.	--	--	--	Second season as a walk-on
30	Broek Ostrom	G	So.	--	--	--	Second season as a walk-on



# 2023 VIVID SEATS LEGENDS CLASSIC

PRESENTED BY OLD TRAPPER

LEGENDSCLASSIC.COM | @LEGENDSBBALL | @LEGENDSCLASSIC



*NOVEMBER 16*

*NOVEMBER 17*



OKLAHOMA STATE



ST. BONAVENTURE



AUBURN



NOTRE DAME

6:30PM  
ON ESPNU

7:00PM  
ON ESPN2

9:00PM  
ON ESPN2

4:30PM  
ON ESPNU

*CHAMPION*

*THIRD PLACE*

**GAZELLE GROUP** 475 WALL STREET | PRINCETON, NJ 08540 | 609-921-1300 | GAZELLEGROUP.COM

2021 ATLANTIC 10 CHAMPIONS



2022 NIT SEMIFINALISTS

# ST. BONAVENTURE BASKETBALL



## NUMERICAL

No.	Name	Pos.	Class	Ht.	Wt.	Hometown/High School	Major
0	Barry Evans	F	So.	6-8	215	Baltimore, MD/Baltimore Poly / PSA	Sociology
1	Kyrell Luc	G	Jr.	5-11	165	Dorchester, Mass./Brimmer & May (Holy Cross)	Sport Management
2	Assa Essamvous	F	So.	6-7	210	Libreville, Gabon / Keystone Academy	Health Science
3	Mika Adams-Woods	G	Gr.	6-3	180	Syracuse, N.Y. / Bishop Ludden (Cincinnati)	Sports Management
4	Moses Flowers	G	R-Sr.	6-3	185	Dorchester, Mass. / Thayer Acad. (Hartford)	Media Studies
5	Daryl Banks III	G	R-Sr.	6-3	175	Somerset, N.J. / Patrick School (Saint Peter's)	Management
7	Charles Pride	G	Gr.	6-4	200	Syracuse, N.Y. / Liverpool (Bryant)	Sociology
10	Miles Rose	G	Fr.	6-4	190	Rochester, N.Y. / Bishop Kearney / PSA	Business
11	Duane Thompson	F	Fr.	6-8	205	Boston, Mass. / Holbrook / PSA	Undeclared Arts
15	Jack DeRose	G	Fr.	6-0	172	Olean, N.Y. / Olean	Finance
20	Noel Brown	C	R-Jr.	6-11	265	Leesburg, Va. / Flint Hill (George Wash.)	Management
21	Melian Martinez	F/C	R-Fr.	6-10	225	Santo Domingo, D.R. / N. Fla. Educational Inst.	Management
23	Anthony Belardinelli	G	Sr.	6-3	185	Upper Saddle River, N.J. / N. Highlands Reg.	Management
30	Broek Ostrom	G	So.	6-2	185	Holley, N.Y. / Holley	Sport Studies
32	Chad Venning	F	R-Jr.	6-10	255	Brooklyn, N.Y. / Woodstock Acad. (Morgan St.)	Management

### Pronunciation Guide

Assa Essamvous	Ah-sa E-sahm-voos
Luc	Luke
Belardinelli	BELL-are-din-elli
Broek Ostrom	Brock Oh-strom

**MEDIA SERVICES/POLICIES:** All interviews with St. Bonaventure coaches, student-athletes and administrators must be coordinated through the Athletics Communications Office. Head coach Mark Schmidt and players may be requested for interviews in post-game. Players and coaches also have media availability via Zoom on the day prior to games following that day's practice. Media members wishing to request interviews must contact Director of Athletics Communications Scott Eddy at [seddy@sbu.edu](mailto:seddy@sbu.edu). Press releases, game notes and statistics can be obtained through the official home of the Bonnies, [www.GoBonnies.com](http://www.GoBonnies.com).

2021 ATLANTIC 10 CHAMPIONS



2022 NIT SEMIFINALISTS

## ST. BONAVENTURE QUICK FACTS

### UNIVERSITY FACTS

Location: St. Bonaventure, N.Y.

Founded: 1858

Enrollment: 2,516 (1,893 undergraduate)

Colors: Brown (PMS 476) and White

Nickname: Bonnies

Home Court: Reilly Center

Athletics Director: Joe Manhertz

### COACHING STAFF

Head Coach: Mark Schmidt (Boston College '85)

Record at SBU: 283-214 / All-Time Record: 365-304

Assistant Coaches:

Sean Neal, Associate Head Coach (La Salle '07, '11, 6th Season)

Chris Lowe (UMass '09, 3rd Season)

Dana Valentine (Worcester State, 1st Season)

Director Of Basketball Operations:

Matt Pappano (St. Bonaventure '07, 16th Season)

### MEDIA RELATIONS

Men's Basketball Contact: Scott Eddy

Office Phone: 716-375-4019

Cell Phone: 716-397-3462

Email Address: seddy@sbu.edu

Athletics Website: GoBonnies.com

### SOCIAL MEDIA

Athletics Twitter: @GoBonnies / @BonniesMBB

Athletics YouTube: GoBonniesTV

Athletics Instagram: GoBonnies

Athletics Hashtags: #Bonnies | #Unfurl

### ALL-TIME RECORD

- 104th season of men's basketball
- Years: 1919 to present (no team 1943-44)
- NCAA Tournament appearances: 8
- NCAA Tournament record: 7-10
- NIT appearances: 17

### NCAA TOURNAMENT HISTORY

- Appearances (8): 2021, 2018, 2012, 2000, 1978, 1970, 1968, 1961
- Regional Semifinals (3): 1970, 1968, 1961
- Final Fours (1): 1970

### NIT HISTORY

- Appearances (17): 2022, 2016, 2002, 2001, 1998, 1995, 1983, 1979, 1977, 1971, 1964, 1960, 1959, 1958, 1957, 1952, 1951
- Championships (1): 1977
- Final Fours (2): 2022, 1977

## WE ARE ST. BONAVENTURE

The appropriate reference for our institution is St. Bonaventure University - the term "St. Bonnies" is an unacceptable University reference.

## THE EXPERIENCE FACTOR

- The Bonnies are the nation's most experienced team, according to Ken-Pom. On average, Bona's roster members have 3.6 years of collegiate experience - that's well ahead of second-place North Carolina at 3.27.
- Combined, the Bonnies roster boasted 725 career games and 562 starts at the Division I level entering this season. Among Atlantic 10 teams, only Duquesne had more career game experience on its roster (740) while the Bonnies have more combined career starts than any other A-10 squad.
- **Daryl Banks III** (121), **Mika Adams-Woods** (121), **Charles Pride** (112) and **Moses Flowers** (102) have all played more than 100 career games with Banks (109) and Adams (104) owning more than 100 career starts each entering the year.
- St. Bonaventure has three 1,000-point scorers on the roster in three fifth-year products: Charles Pride (1,528 points), Daryl Banks III (1,382) and **Moses Flowers** (1,143). Adams-Woods is also posted 955 points in his first four collegiate seasons while **Kyrell Luc** entered the year with 765 points.
- The Bonnies return all six players who started double-digit games last year - Banks III (32), Luc (32), **Assa Essamvov** (32), **Chad Venning** (29), **Barry Evans** (21) and Flowers (11).

## DEPTH? YEP, THE BONNIES HAVE IT

- Last year, **Assa Essamvov** was Bona's first Atlantic 10 All-Rookie Team selection since 2019 when future 1,000-point scorers Kyle Lofton and Osun Osunniyi were each selected. He became St. Bonaventure's 11th A-10 All-Rookie Team selection in program history (seven of those players would go on to score 1,000 points in a Bonnies uniform).
- Essamvov ranked fourth among all A-10 players in 3-point percentage (41.3%, 62-150) during last year's regular season. That's the best season 3-point percentage by any Bonnies player since Jaylen Adams shot 43.6% in 2017-18 (75-172).
- Since 1990, no other Bonnies freshman has shot over 41 percent from beyond the arc with at least 50 makes on the year.
- No other Bonnies freshman has made more 3-pointers in their collegiate debut since Tim Winn in 1996-97 (69).
- **Kyrell Luc** stood fifth among all A-10 players in steals (1.7 spg) and fifth in assists (4.3 apg) last year in his first season with the Bonnies. Luc, VCU's Ace Baldwin and Davidson's Foster Loyer were the three players who rank in the top five of both categories, making Luc the only returning Atlantic 10 player to make that claim.
- Luc handed out a team-high 137 assists last year. Between his first season at St. Bonaventure and his freshman season at Holy Cross when he was the Patriot League Rookie of the Year, Luc started all 63 career games in his first two collegiate campaigns. Thus far this season he is coming off the bench for the first time in his career.
- **Moses Flowers** accounted for 57 percent of Bona's bench points prior to moving into the starting lineup in late January when he started the final 11 games of the season. After moving to the starting lineup, Flowers upped his scoring average to 12 ppg.

## SHOOTERS SHOOT

- The Bonnies have over 800 career made 3-pointers on their roster this year. **Daryl Banks III** was among the A-10 leaders last year, draining 79 triples - for his career, he entered the year with 206 3-pointers.
- Four Bonnies are well over the century mark in threes made - along with Banks, **Charles Pride** (170), **Moses Flowers** (152) and **Mika Adams-Woods** (131) all have prolific three-point shooting history.
- **Assa Essamvov** proved to be a sharpshooter in his debut season, finishing the year 65-for-155 from beyond the arc.

## **Bonnies vs. Legends Classic Field**

### **VS. OKLAHOMA STATE**

The Bonnies and Cowboys have never met in the sport of men's basketball.

Bona is just 12-43 vs. current members of the Big 12, due in large part to a 6-34 record vs. West Virginia when the teams were Atlantic 10 foes. The Bonnies won their last matchup vs. a Big 12 opponent, however, winning at Oklahoma in the second round of the 2022 NIT.

The last time St. Bonaventure and Oklahoma State squared off in any sport: the 2016 NCAA Women's Basketball Tournament First Round when the Bonnies upset the Cowgirls, 65-54.

### **VS. NOTRE DAME**

The Bonnies are 3-5 all-time vs. the Fighting Irish. The Bonnies scored a 63-51 victory last year at UBS Arena on Long Island in the finals of the Gotham Classic - Chad Venning was named MVP with a double-double of 14 points and 11 rebounds while Kyrell Luc added 16 points and six assists.

Notre Dame won the first four meetings between 1976 and 1988 before the Bonnies won back-to-back in 1993 and 1994 in a home-and-home series.

In the last two seasons, the Bonnies are 3-1 vs. the ACC, also scoring wins over Clemson and Virginia.

### **VS. AUBURN**

St. Bonaventure and Auburn have met just once previously: the Bonnies scored a 77-73 victory in 1967. The Bonnies defeated Auburn in the Tampa Invitational. That year, the Bonnies went an undefeated 23-0 during the regular season as the Bonnies rose to a top five national ranking.



### **TRENDING NUMBERS**

**7** – New NCAA uniform number rules allow players to wear any numbers from 0-99. **Charles Pride** is the lone Bonnie to take advantage of the new rules this year and will be the first Bona's player to wear the No. 7 since Michael Marens in 1942.

**13** – **Assa Essamvov** hit three or more 3-pointers in 13 games last year as a freshman.

**18** – **Charles Pride** averaged 18.5 ppg in his first two games with the Bonnies last week, shooting over 54% from the floor and 50% from long range (6-12). He was named to the Atlantic 10 Weekly Honor Roll this week for his work.

**24** – **Daryl Banks III** and **Chad Venning** tied for the team lead last year by each posting double-figure scoring 24 times apiece.

**24** – **Mika Adams-Woods** enters Thursday's game needing 24 points to reach 1,000 for his career.

**25** – **Daryl Banks III** played 25 minutes in the opener vs. Longwood, the lowest minute total he's logged in a Bonnies uniform. The national leader in minutes last year, he played fewer than 30 minutes in just two games in 2022-23, but has been under that total in both games so far this year.

**26** – **Noel Brown** played a career-high 26 minutes in the season-opener Nov. 6 vs. Longwood.

**70** – **Daryl Banks III** recorded his 70th career game of double-figure scoring last Saturday vs. Canisius. He enters this week just two points away from 1,400 for his career.

**86%** – The Bonnies return 86% percent of their minutes from last year, sixth-most in the country among all Division I teams according to T-Rank.

**165** – St. Bonaventure has an active streak of 165 consecutive games with at least one 3-pointer made dating to Nov. 25, 2017. The last time Bona finished a game without a trey was the day before, a win over Maryland on neutral court Nov. 24, 2017.

**1,000** – St. Bonaventure has three 1,000-point scorers on the roster in three fifth-year products: **Charles Pride** (1,528 points), **Daryl Banks III** (1,382) and **Moses Flowers** (1,143). Next up: **Mika Adams-Woods** who entered the year at 955 career points.



### FOUR FOR 5K

- St. Bonaventure's four fifth-year players have been prolific scorers during their collegiate careers. The combination of **Charles Pride, Daryl Banks III, Moses Flowers** and **Mika Adams-Woods** entered this season having combined for over 5,000 career points during the last four seasons. Banks and Flowers both surpassed the 1,000-point mark last season in their first campaign with the Bonnies after three seasons at Saint Peter's and Hartford respectively. Pride tallied over 1,500 points in four seasons at Bryant while Adams-Woods registered 955 in four years at Cincinnati.

### BONNIES BENCH-MARKS

- The Bonnies could be one of the deepest squads head coach Mark Schmidt has ever had in Western New York. In the season-opening win over Longwood Nov. 6, Bona had nine players log at least 13 minutes while all scoring points. The last time the Bonnies had at least nine players score while all playing 13 or more minutes in a game came in the 2018-19 season-opener when Bona's fell in overtime vs. Bucknell Nov. 7, 2018.

### BONNIES PICKED THIRD IN A-10 PRESEASON POLL

- A veteran St. Bonaventure men's basketball team received a vote of confidence from the media and coaches around the league as the Bonnies were selected third in the Atlantic 10 Preseason Poll. Dayton was selected as the preseason favorite with 20 of 25 first-place votes. VCU was second with three first-place votes, but just two voter's points ahead of the Bonnies who also received one first-place tally. Bona has been selected higher in the preseason poll just twice in program history – two seasons ago when they entered the year as a unanimous favorite coming off a regular season and tournament crown and in 2017 when they were picked second.

### HOMETOWN CONNECTIONS

- Two sets of Bonnies have unique hometown connections: **Moses Flowers** and **Kyrell Luc** each share the hometown of Dorchester, Mass. Flowers is two years older than Luc, but the two have known each other for over a decade and played AAU together. The two also visited Bona's together while in the transfer portal in Summer 2022. Newcomers **Mika Adams-Woods** and **Charles Pride**, meanwhile, grew up best friends in Syracuse. The two had the goal of one day playing together, and are now able to finally suit up together in their fifth seasons.

### ROLL OUT THE ROCKING CHAIRS

- Not only are the Bonnies one of the nation's most experienced teams, they are one of the oldest. The average age of Bona's scholarship players is 21.7: Charles Pride (24), Daryl Banks III (23), Moses Flowers (23), Mika Adams-Woods (23), Chad Venning (23), Noel Brown (23), Kyrell Luc (21), Barry Evans (21), Melian Martinez (21), Assa Essamvovs (20), Duane Thompson (19), Miles Rose (19).

#### A-10 Career Points Entering Season

Rk.	Player	School	Pts
1.	Dae Dae Grant	Duquesne	1,725
2.	James Bishop IV	GW	1,568
3.	Charles Pride	SBU	1,528
4.	Daryl Banks III	SBU	1,382

#### A-10 Career Games Entering Season

Rk.	Player	School	Gm
1.	Braden Norris	Loyola	127
2.	Hassan Drame	Duquesne	125
3.	Fousseyni Drame	Duquesne	122
	Tyler Harris	Richmond	122
5.	Mika Adams-Woods	SBU	121
	Daryl Banks III	SBU	121

#### A-10 Career 3-Pointers Entering Season

Rk.	Player	School	3s
1.	Dae Dae Grant	Duquesne	259
2.	Braden Norris	Loyola	258
3.	Gibson Jimerson	Saint Louis	233
4.	Jordan King	Richmond	231
5.	Daryl Banks III	SBU	206
6.	Cameron Brown	Saint Joe's	195
7.	Charles Pride	SBU	170

#### A-10 Career Rebounds Entering Season

Rk.	Player	School	Reb
1.	Charles Pride	SBU	750
2.	Fousseyni Drame	Duquesne	693

#### A-10 Career Assists Entering Season

Rk.	Player	School	Ast
1.	Braden Norris	Loyola	521
2.	Dae Dae Grant	Duquesne	329
3.	James Bishop IV	GW	319
4.	Mika Adams-Woods	SBU	306

### Did you know?

• St. Bonaventure is one of 38 schools to both reach the Final Four as well as win an NIT championship.

• Between 2015-16 and 2021-22, the Bonnies had a .667 combined winning percentage including two A-10 regular season titles (2016 & 2021), an A-10 tournament championship (2021), A-10 runner-up finish (2019), two NCAA Tournament appearances (2018 at-large, First Four win vs. UCLA & 2021, No. 9 seed) and an NIT semifinal run (2022).



## BANKS, VENNING EARN PRESEASON ALL A-10 HONORS

- **Daryl Banks III** was named First Team All-A-10 with the release of the preseason All-Conference teams at Atlantic 10 Media Day. In his first year with the Bonnies a season ago, Banks led the team in scoring while pacing the nation in minutes per game (38.4 mpg). He ranked ninth among all A-10 players in points per game during the regular season while playing 96 percent of possible team minutes and starting all 32 contests last year. He poured in 30-plus points three times and totaled seven 20-point efforts while ranking among the conference leaders with 79 3-pointers.
- **Chad Venning** was picked to the Preseason All-A-10 Third Team. Venning was a breakout star in his first Bonaventure campaign. He played in all 32 games, starting 29 while averaging 12.7 points, 5.6 rebounds and 1.4 blocks over 28 minutes per night. He stood third in the A-10 for blocks (46) and second in field goal percentage (58.1%).

## GETTING DEFENSIVE

- Strong defense has long been a calling card of Mark Schmidt teams. Since the start of the 2020-21 season, the Bonnies have limited opponents to 65 points or less 41 times. St. Bonaventure is 35-6 in those contests, though three of those setbacks came last year including in last season's Atlantic 10 Tournament setback vs. Davidson (65-54).
- During the 16 seasons with head coach Mark Schmidt at the helm, Bona teams have held opponents to 65 points or less 160 times. In those games, the Bonnies are 133-27.

## POWER MOVES

- St. Bonaventure will have two opportunities for resume boosters against Power 6 teams during the non-conference schedule, taking on Oklahoma State Nov. 16 in the Legends Classic at Barclays Center and either Auburn or Notre Dame the following day.
- The Bonnies have been strong against power conference foes in recent years, producing a 6-3 record against P6 teams in the last two seasons.
- SBU scored five wins over power conference opponents in 2021-22. In the NIT, St. Bonaventure became the first mid-major program in the history of the tournament to score three consecutive road wins at Power 5 opponents to reach the semifinals: at Colorado, at top-seeded Oklahoma and at Virginia. During the regular season, the Bonnies defeated Clemson (ACC) and Marquette (Big East) on the way to the Charleston Classic championship in November 2021. The Bonnies became just the second non-P5 program to win the prestigious Charleston Classic crown, joining the 2013 UMass team.
- Bona made good on its lone P6 opportunity during the non-conference schedule last year, defeating Notre Dame, 63-51, in the Gotham Classic at UBS Arena on Long Island Nov. 25. The Bonnies led the Irish wire-to-wire to move to 3-1 vs. the ACC in the past two years.

## BONNIES ARE... WINNERS

St. Bonaventure had a streak of eight straight seasons with 10+ wins in Atlantic 10 play snapped last year when the Bonnies finished with eight conference wins. Still, Bona's remains one of the A-10's most successful programs in conference play over the past decade:

Season	A-10 Record	Finish
2014-15	10-8	T-6
2015-16	14-4	T-1
2016-17	11-7	5
2017-18	14-4	2
2018-19	12-6	4
2019-20	11-7	5
2020-21	11-4	1
2021-22	12-5	4
2022-23	8-10	9
<b>TOTALS</b>	<b>103-55 (.652)</b>	

## Non-Conference Success

St. Bonaventure has produced a winning non-conference mark in all but three seasons since head coach Mark Schmidt took over the program 16 years ago: his first season of 2007-08 and in 2018-19 when a young, injury-riddled squad went 4-9 but eventually rebounded to reach the Atlantic 10 Championship Game, and last year's 6-7 mark.

Bonnies non-conference records since 2008-09:

Season	Record
2022-23	6-7
2021-22	8-3
2020-21	2-0
2019-20	8-5
2018-19	4-9
2017-18	10-2
2016-17	8-4
2015-16	8-3
2014-15	7-4
2013-14	10-4
2012-13	7-6
2011-12	7-5
2010-11	8-5
2009-10	8-6
2008-09	9-4

## Most Wins By Atlantic 10 Teams, 2015-2023

*Includes all games from start of 2015-16 through the end of the 2022-23 season*

Team	Wins
1. VCU	180
2. Dayton	173
<b>3. ST. BONAVENTURE</b>	<b>158</b>
4. Davidson	154
5. Rhode Island	133

## WHAT'S IN A NAME?

- **Assa Essamvov** is a familiar face with a different name this year. He was known to fans as Yann Farell last year, but his full legal name is Yann Farell Assa Essamvov. To better represent his family lineage from his native Gabon, he wishes to be referred to as Assa Essamvov this season. To honor his family, he will wear "Assa" on the back of his jersey this season, the name he has always been called by his parents. Essamvov came to the United States five years ago while most of his family remains back home in Gabon, a country of approximately 2.3 million people on the coast of Central Africa. Essamvov is from Libreville, the country's largest city and capital.

## THE PUNDITS AGREE: THE BONNIES ARE BACK

- Last year, a completely new roster was forced to learn on the fly. St. Bonaventure was the only team in the country to not return a single point on its roster from the previous season, and the growing pains of a brand new unit were apparent at times during the season.
- The Bonnies finished with eight Atlantic 10 wins in 2022-23, snapping a streak of eight straight years with at least 10 conference victories. That was the longest active streak in the league. Four of Bona's conference setbacks last year were by six points or less with losses to Rhode Island, La Salle, Duquesne and George Washington coming by a combined 11 points. In all, the Bonnies finished below .500 in Atlantic 10 play for the first time since 2014-15 and their 14 wins represented the lowest win total for the program since 2012-13.
- Those around the league and national media fully expect the Bonnies return to the top half of the A-10 this season, however, as the Bonnies have received buzz throughout the offseason.
- Bona's was selected third in the Atlantic 10 Preseason Poll while the Bonnies were picked second in the A-10 by Lindy's Magazine and KenPom. The KenPom rankings also had the Bonnies in the top-70 nationally in pre-season. Likewise, the Bonnies stand second in Jon Rothstein's preseason A-10 standings. The Almanac also picked the Bonnies third in the A-10 and made Banks a First Team All-10 selection.
- The Bonnies also ranked in Andy Katz's Top 10 'Most Underrated Teams' entering the year.

## SMALL SCHOOL, HUGE HEART

- St. Bonaventure has proven over many years that a small enrollment is not an obstacle to basketball success. St. Bonaventure is one of the 10 smallest NCAA Division I schools by enrollment (1,893 undergraduates). Bonnies fans are well-known for their passion. In a region (city of Olean and village of Allegany) that has just over 15,000 people, St. Bonaventure sold over 2,600 season tickets for this season. On average, when school is in session, at least half of the student body attends games.



Bonnies newcomer Charles Pride enters the year with over 1,500 career points at the D-I level, ranking third among all A-10 players.



Sophomore Assa Essamvov was one of the A-10's top freshmen a year ago, earning A-10 Rookie of the Week five times. He now wears Assa on his jersey to better represent his family heritage.

## 2023-24 BONAVENTURE TRENDS

At Home .....	1-1
On The Road.....	0-0
Neutral Site.....	0-0

### HALFTIME/LEADS/OVERTIME

Leading at the half .....	1-1
Tied at half.....	0-0
Trailing at half.....	0-0
Games decided by 5 pts or less.....	1-1
Games decided by 6-10 points .....	0-0
Games decided by 10+ points .....	0-0
Overtime games .....	0-0

### OFFENSE

Scoring 80 points or more.....	0-0
Scoring 70-79 points .....	1-0
Shooting 40% or better.....	1-1
Shooting less than 40%.....	0-0
Opponent shooting 40% or better.....	0-1
Opponent shooting less than 40%.....	1-0
SBU player scoring 20+ points.....	1-0
Three+ SBU players in double digits .....	0-1

### DEFENSE

Outrebounding opponent .....	0-1
Outrebounded by opponent .....	1-0
Even rebounding .....	0-0
SBU player with 10+ rebounds .....	0-0
Bonnies recording 10+ steals .....	0-0
Bonnies recording 5+ blocks .....	1-1

### TURNOVERS/FOULS

More turnovers than opponent .....	0-0
Fewer turnovers than opponent.....	1-1
Even turnovers .....	0-0
More fouls than opponent.....	1-0
Fewer fouls than opponent.....	0-1
Even fouls .....	0-0

### MISCELLANEOUS STATS

Afternoon Game .....	0-1
Night Game.....	1-0

### DAY

Sunday .....	0-0
Monday .....	1-0
Tuesday.....	0-0
Wednesday .....	0-0
Thursday .....	0-0
Friday.....	0-0
Saturday.....	0-1

### JERSEY

Wearing White .....	1-1
Wearing Brown .....	0-0
Wearing Gray .....	0-0



## FULL FORTY

- **Daryl Banks III** was an ironman for the Bonnies last season. He ranked first nationally in minutes per game at 38.3 last year. In addition, he scored in double figures in 24 of 31 games in a Bonnies uniform and ranked tied for ninth among all Atlantic 10 players in scoring during the regular season at 15.6 ppg. That total represented the highest scoring average in a regular season by a Bonnies player since Jaylen Adams in 2017-18 (19.1 ppg). In the Bonnies' 14 wins last year, Banks averaged 18.0 ppg.

## HOME SWEET HOME

- The Reilly Center remains one of the greatest home court advantages in all of college basketball.
- The Bonnies boast a .797 home winning percentage in Atlantic 10 play since 2015-16 (55-14) while they have posted a .712 winning percentage during the Mark Schmidt Era on home court.
- St. Bonaventure opens with four of its first six games on home court and has several marquee Atlantic 10 dates in The RC this year, including a nationally televised date vs. Saint Joseph's on ESPN2 as part of the A-10's Friday Night Showcase Jan. 26.

## IN THE EMPIRE STATE

- St. Bonaventure will play 10 of its 12 non-conference games within the state of New York. It's fitting for a program that has been one of the best in the Empire State over the past decade-plus. Since the start of the 2010-11 season, the Bonnies have the third-best winning percentage out of the 22 Division I programs in New York State at .604. Only Syracuse and Iona have higher winning percentages in that span.

### Led Team in **SCORING**

Player	'23-24	At SBU
Charles Pride	2	2
Daryl Banks III		13
Chad Venning		10
Kyrell Luc		6
Moses Flowers		4
Assa Essamvov		3

### Led Team in **REBOUNDS**

Player	'23-24	At SBU
Charles Pride	2	2
Chad Venning		11
Assa Essamvov		10
Barry Evans		4
Kyrell Luc		3
Daryl Banks III		2
Moses Flowers		1

### Led Team in **ASSISTS**

Player	'23-24	At SBU
Kyrell Luc	1	18
Mika Adams-Woods	1	1
Daryl Banks III		7
Moses Flowers		3
Barry Evans		1
Assa Essamvov		1

### 20+ Point **GAMES**

Player	'23-24	At SBU
Charles Pride	1	1
Daryl Banks III		7
Kyrell Luc		3
Chad Venning		3
Moses Flowers		1
Assa Essamvov		1

### 30+ Point **GAMES**

Player	'23-24	At SBU
Daryl Banks III		3

### Double-Figure **SCORING**

Player	'23-24	At SBU
Charles Pride	2	2
Daryl Banks III	1	25
Chad Venning	1	24
Assa Essamvov	1	15
Mika Adams-Woods	1	1
Kyrell Luc		22
Moses Flowers		15
Barry Evans		2

### Double-Figure **REBOUNDS**

Player	'23-24	At SBU
Assa Essamvov		4
Chad Venning		2

### Double-**DOUBLES**

Player	'23-24	At SBU
Assa Essamvov		3
Chad Venning		2
Kyrell Luc		1

## BONNIES BY THE NUMBERS



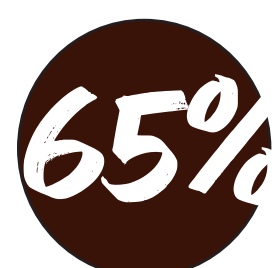
St. Bonaventure has averaged nearly 18 wins per season under the leadership of head coach Mark Schmidt (16 seasons).



St. Bonaventure has earned 26 national postseason appearances in program history.



Thirty Bonnies have gone on to play professionally worldwide during the Mark Schmidt Era.



St. Bonaventure has a winning percentage of .652 in Atlantic 10 play over the last nine seasons.



The Bonnies have gone from being one of the nation's least experienced teams last season as the only team in Division I with zero points returning from the previous year to one of the most experienced clubs in D-I, returning over 1,900 points this year.

## THE LAST TIME...?

- ...Bona scored 90-99 points in a game  
12/1/21 vs. Coppin St. (W, 93-81)
- ...Bona scored 100+ points in a game  
2/27/18 vs. Davidson (W, 117-113, 30T)
- ...Bona allowed 90-99 points in a game  
11/27/21 vs. UNI (L, 90-80)
- ...Bona allowed 100+ points in a game  
2/27/18 vs. Davidson (W, 117-113, 30T)
- ...Bona scored 50+ points in a half  
11/22/22 vs. So. Indiana (50, 2nd half)
- ...Bona played an overtime game  
2/19/23 vs. George Washington (L, 83-81)
- ...Bona played a double overtime game  
1/19/19 vs. Dayton (L, 89-86)
- ...Bona played a triple overtime game  
2/27/18 vs. Davidson (W, 117-113, 30T)
- ...Bona won a game by 20-29 points  
2/19/22 vs. Duquesne (W, 81-55)
- ...Bona lost a game by 20-29 points  
1/7/23 at SLU (78-55)
- ...Bona lost a game by 30+ points  
12/17/21 vs. Virginia Tech (86-49)
- ...Bona won a game by 40+ points  
2/26/21 vs. GW (88-41)
- ...Bona forced 20+ turnovers  
11/15/22 vs. So. Dakota St. (25)
- ...Bona had 25+ team assists  
2/16/22 vs. UMass (25)
- ...Bona hit 15+ 3-pointers  
2/27/21 vs. GW (15)
- ...Bona hit 0 3-pointers  
11/24/17 vs. Maryland (W, 63-61)
- ...Two players scored 20+ points in a game  
1/14/23 vs. Richmond (Banks, 20; Flowers, 20)
- ...Three players scored 20+ points in a game  
11/12/16 vs. St. Francis (J. Adams, 23, D. Gregg 23, M. Mobley 21)
- ...Three players scored 30+ points in a game  
2/21/18 vs. Davidson (Adams 34, Mobley 33, Stockard 31)
- ...Player scored 30+ points in a game  
2/26/23 (Daryl Banks III, 36)
- ...Player scored 40+ points in a game  
2/7/18 vs. Saint Louis (Jaylen Adams, 44)
- ... Five double-figure scorers in a game  
2/8/23 vs. La Salle (Banks 16, Venning 16, Farell 10, Luc 10, Flowers 10)
- ... Six double-figure scorers in a game  
12/18/19 vs Niagara (Welch 17, Vasquez 14, Osunniyi 13, Lofton 12, Ikpeze 11, Winston 10)
- ...Player had 10+ assists in a game  
1/4/23 vs. George Mason (Kyrell Luc, 10)
- ...Player had 15+ rebounds in a game  
1/21/22 at Duquesne (Osun Osunniyi, 17)
- ...Player had 5+ steals in a game  
1/11/23 at Rhode Island (Kyrell Luc, 5)
- ...Player had 5+ blocks in a game  
2/11/22 at SLU (Osun Osunniyi, 6)
- ...Player had 6 or more 3-pointers in a game  
1/4/23 vs. George Mason (Daryl Banks III, 6)
- ...Player had 20 points & 20 rebounds in a game  
2/11/12 vs. Duquesne (Andrew Nicholson, 21 & 23)
- ...Multiple Bonnies double-doubles in a game  
11/25/22 vs. Notre Dame (Venning 14 pts, 11 reb; Farell 11 pts, 14 reb)

## HEAD OF THE CLASS

Mark Schmidt is St. Bonaventure's all-time-coaching wins leader. Now in his 17th season, Schmidt entered the year with 282 wins at St. Bonaventure, and 364 for his coaching career. With win No. 203 on Feb. 17, 2019 when the Bonnies topped George Mason, Schmidt topped Larry Weise's mark of 202 that had stood since 1973.

- **He stands 2nd in conference victories among active A-10 coaches with 149 Atlantic 10 wins** behind only Richmond's Chris Mooney and is fifth all-time.
- Schmidt is the second-longest tenured active A-10 head coach (A-10 seasons only), again behind only Mooney who is in his 19th year with the Spiders.
- Schmidt's win total at St. Bonaventure ranks second among all active A-10 coaches for victories at their current school, behind only Mooney at Richmond.
- Schmidt is now the Bonnies' longest-tenured coach in program history. As he enters his 17th season at the helm, he surpasses the 15-year tenure of Mike Reilly, the namesake for the Reilly Center, who led the program (as well as coached football during that time) from 1928-43.



### SCHMIDT vs. THE A-10

Career record in A-10 games: 149-120

#### OPPONENT

Davidson	5-10
Dayton	3-17
Duquesne	24-10
Fordham	18-4
George Mason	11-2
GW	8-7
La Salle	10-9
Loyola Chicago	0-1
UMass	16-6
Rhode Island	8-13
Richmond	12-10
Saint Joseph's	20-8
Saint Louis	15-9
VCU	6-8

### 2023-24 A-10 HONORS

A-10 PLAYER OF THE WEEK

A-10 ROOKIE OF THE WEEK



### ST. BONAVENTURE WINS CHART

Coach	Wins	Seasons
Mark Schmidt	283	16 (2007-Pres.)
Larry Weise	202	12 (1961-73)
Jim Satalin	156	9 (1973-82)
Eddie Donovan	139	8 (1953-61)
Mike Reilly	133	15 (1928-43)
Jim Baron	132	9 (1992-01)

### A-10 CONFERENCE WINS CHART

Coach	Wins	School
1. John Chaney	296	Temple
2. Phil Martelli	218	SJU
3. Gale Catlett	180	WVU
4. Chris Mooney	160	Rich
5. Mark Schmidt	149	SBU
6. Jim Baron	139	SBU/URI

### LEGENDS IN THE RAFTERS

#### BONNIES RETIRED NUMBERS

Name	No.	Notes
Bob Lanier, '70	31	All-American 1968-70, #1 pick in 1970 NBA Draft, @HoopHall inductee '92
Greg Sanders, '78	53	Bona's all-time leading scorer (2,238 pts), 1977 NIT MVP
Andrew Nicholson, '12	44	Led SBU to first A-10 title; 2,103 pts; 2012 NBA 1st Round pick
Tom Stith, '61	42	All-American 1960-61; 2,052 pts; averaged 31.5 ppg in 1959-60
Sam Stith, '60	22	Catalyst for Bona's three NIT runs and NCAA berth
Bill Butler, '68	14	Captain of 1967-68 undefeated regular season; 1,462 pts; 650 rb
Fred Crawford, '64	54	Led SBU to first NCAA bid; 1,738 pts; played for five NBA teams
Essie Hollis, '78	25	Led 1977 NIT title run; 1,905 pts, 977 rebounds
Earl Belcher, '81	25	1981 A-10 Player of the Year; 2,077 pts
Ronald Martin, '61	34	Point guard for two NIT teams and Bona's first NCAA Tournament club
Ken Murray, '51	13	Bona's first 1,000-point scorer; 1950 All-America; 1952 NBA Rookie of the Year

#### HONORED JERSEYS

Name	No.	Notes
Bill Kenville, '53	20	Only Bona grad to win an NBA title (1955 Syracuse Nationals)



2021 ATLANTIC 10 CHAMPIONS



2022 NIT SEMIFINALISTS

# HEAD COACH **MARK SCHMIDT**



**2021, 2016 ATLANTIC 10 COACH OF THE YEAR**  
**COACH OF 2016 A-10 REGULAR SEASON CO-CHAMPIONS /**  
**2021 REGULAR SEASON CHAMPIONS & TOURNAMENT CHAMPIONS**  
**2012 A-10 TOURNAMENT CHAMPIONS**  
**2019 A-10 TOURNAMENT RUNNERS-UP**  
**2012, 2018, 2021 NCAA TOURNAMENT, 2022 NIT SEMIFINALISTS**

- The St. Bonaventure men's basketball program is in another golden era under head coach Mark Schmidt, who has now completed 16 seasons in charge of the program. St. Bonaventure's all-time wins leader, Schmidt has keyed the return of the Bonnies to national prominence and as one of the Atlantic 10's finest.
- Schmidt's teams are 228-145 (.611) since the 2011-12 season. From 2015-16 through 2022-23, the Bonnies had a First Team All-Atlantic 10 selection each year and finished top-five in the final A-10 standings every year during that span.
- The 2020-21 season became one of the most memorable in program history as the Bonnies captured the Atlantic 10 regular season and tournament championships, the first time Bona's has won both trophies in the same year. Despite a schedule greatly altered due to the pandemic, the Bonnies still added to their streak of double-digit conference victories, going 11-4 in A-10 play for their seventh straight season of 10 or more conference wins, the longest active streak among all Atlantic 10 programs. Junior guard Kyle Lofton earned First Team All-Atlantic 10 honors for the second year in a row, giving the program six consecutive years with a First Team All-Conference selection. Junior center Osun Osunniyi became the Bonnies' first A-10 Defensive Player of the Year and also picked up A-10 Tournament MVP honors as SBU won the league's automatic bid to the NCAA Tournament and received a No. 9 seed in the tourney, Bona's highest in the modern history of the bracket. Along with earning A-10 Coach of the Year honors for the second time, Schmidt was also named the National Association of Basketball Coaches (NABC) District Coach of the Year as well following the 2020-21 campaign.
- In '21-22, he led the Bonnies to their first AP Top 25 ranking in over 40 years, reaching No. 16 in the poll after capturing the Charleston Classic championship with wins over Boise State, Clemson and Marquette. Ultimately, the Bonnies would win 23 games and reach the NIT semifinals after becoming the first mid-major program to win three straight NIT games at Power 5 opponents following victories at Colorado, Oklahoma and Virginia. Schmidt also moved into fifth-place all-time in Atlantic 10 conference coaching wins with 141.
- A shortened schedule in '20-21 was the only thing that kept the Bonnies from an eighth straight season of 18 or more overall wins after the Bonnies finished 2019-20 with 19 victories before the pandemic shutdown.
- Though the 2019-20 season was cut short due to COVID-19, Schmidt's Bonnies continued their streak of rising to the top of the A-10 with their sixth consecutive season of double-digit conference wins, the longest active streak among all Atlantic 10 programs. SBU scored 19 victories overall, the seventh year in a row of 18 or more wins.

## YEAR-BY-YEAR **RECORD**

### AT ROBERT MORRIS

YEAR.....	RECORD .....	CONF.
'01-02:.....	12-18 .....	11-9 (6th)
'02-03:.....	10-17 .....	7-11 (8th)
'03-04:.....	14-15 .....	10-8 (4th)
'04-05:.....	14-15 .....	11-7 (3rd)
'05-06:.....	15-14 .....	10-8 (5th)
'06-07:.....	17-11 .....	9-9 (4th)

**6 SEASONS .....82-90..... 58-52**

### AT ST. BONAVENTURE

YEAR.....	RECORD .....	A-10
2007-08.....	8-22 .....	2-14 (14th)
2008-09.....	15-15 .....	6-10 (11th)
2009-10.....	15-16 .....	7-9 (T-8th)
2010-11.....	16-15 .....	8-8 (7th)
2011-12.....	20-12 .....	10-6 (4th)
2012-13.....	14-15 .....	7-9 (9th)
2013-14.....	18-15 .....	6-10 (9th)
2014-15.....	18-13 .....	10-8 (T-6th)
2015-16.....	22-9 .....	14-4 (T-1st)
2016-17.....	20-12 .....	11-7 (5th)
2017-18.....	26-8 .....	14-4 (2nd)
2018-19.....	18-16 .....	12-6 (4th)
2019-20.....	19-12 .....	11-7 (5th)
2020-21.....	16-5 .....	11-4 (1st)
2021-22.....	23-10 .....	12-5 (4th)
2022-23.....	14-18 .....	8-10 (9th)

**16 SEASONS. 282-213..... 149-121**

## CAREER **OVERVIEW**

**1989-91 ASST. COACH, ST. MICHAEL'S**

**1991-93 ASST. COACH, PENN STATE**

- NIT(1992)

**1993-94 ASST. COACH, LOYOLA (MD.)**

- NCAA Tournament (1994)

**1994-01 ASST. COACH, XAVIER UNIV.**

- NCAA (1995, 1997, 1998, 2000)
- NIT (1999, 2000)
- Atlantic 10 West Champ. (1997, 1998)
- Atlantic 10 Tournament Champ. (1998)

**2001-07 HEAD COACH**

**ROBERT MORRIS UNIVERSITY**

**2007-PRES. HEAD COACH**

**ST. BONAVENTURE UNIVERSITY**

- 2012 & 2021 Atlantic 10 Champions
- 2022 NIT semifinals
- 2018 NCAA Tournament (beat UCLA), set school record with 26 wins
- Atlantic 10 regular season co-champions, NIT first round (2016)
- Atlantic 10 Tournament semifinals (2014)
- Atlantic 10 Tournament Championship Game (2019)



“  
 Mark Schmidt is easily one of the most underrated coaches in the country, leading St. Bonaventure to the top of the A-10.  
 ”

**ANDY KATZ**  
 NCAA.COM CORRESPONDENT

## ON THE BENCH



**SEAN  
NEAL**

- In his sixth season with the program **Associate Head Coach • La Salle '07, '11**
- Named Associate Head Coach this past May
- Led the recruitment of center Osun Osunniyi, '22, the only two-time Atlantic 10 Defensive Player of the Year in program history
- Spent 10 seasons at fellow Atlantic 10 member La Salle with former head coach Dr. John Giannini, serving as video coordinator, director of operations and four years as assistant coach
- Helped La Salle to 2013 Sweet 16 and end of season national Top 25 ranking
- Played collegiately at La Salle (2003-07) and was a member of the 2005-06 team which finished third in the A-10 with 18 wins. Appeared in 77 career games at point guard
- Springfield, Mass. native who was named the Massachusetts Player of the Year while playing at Springfield Cathedral High



**CHRIS  
LOWE**

- In his second season with the program **Assistant Coach • UMass '09, Saint Louis '20**
- Prior to arriving at Bona's, he spent the 2021-22 season at UTRGV
- Played collegately at UMass where he graduated as the Minutemen's record-holder in career assists with 678, a total that ranks sixth all-time in Atlantic 10 history
- Became just the seventh A-10 player with 1,000+ points and 600+ assists during his UMass career
- Played professionally for eight years, first in the NBA G League (2009-10) before moving overseas to Lithuania, Slovakia and Austria
- Started coaching career at Saint Louis as a graduate assistant, serving on the 2019 Atlantic 10 Championship coaching staff



**DANA  
VALENTINE**

- In his first season with the program **Assistant Coach • Worcester State**
- Valentine comes to Western New York after serving on staff at Putnam Science Academy in Connecticut. He helped guide Putnam to back-to-back prep national championships as an assistant coach with the Mustangs, working with all aspects of one of the nation's best prep programs
- Prior to his arrival at Putnam, he was an assistant on the staff at Notre Dame Prep in 2016 and 2017 and also coached with AAU New England from 2016-21, serving as head coach of the 15U team, assistant coach for the 16U and 17U squads and recruiting coordinator.
- Valentine was a football collegiate student-athlete at Worcester State University including his junior season when he rushed for 674 yards and six touchdowns. He is originally a native of Roxbury, Mass.



**MIKE  
SCHMIDT**

- In his first season with the program **Graduate Assistant • Alfred '23**
- Son of head coach Mark Schmidt
- Finished his playing career at Division III Alfred last spring where he started 81 of 85 career games and scored 940 career points including 13.6 ppg as a senior
- Was an All-Conference performer at Alfred
- Follows in the footsteps of older brother Nick who also served as a graduate assistant on his father's staff at SBU. Nick currently is a coach on staff at Putnam Science Academy

## HOME SWEET HOME



### BONNIES HOME SUCCESS

- 55-14 at home (.797) in Atlantic 10 play since 2015-16
- 122-42 record at home (.744) the past 8+ seasons
- 159-65 record at home under head coach Mark Schmidt (.710)
- 512-224 record at home all-time

### ONE OF THE NATION'S TOP VENUES

- “The Reilly Center has enjoyed multiple stretches as one of the game’s most hostile venues. Fans arrive early and don’t wait until tipoff to start cheering. In good years, you don’t want to play at the Reilly Center ... this is one of America’s more underrated venues.” - ESPN.com
- In 2016, ESPN selected The RC as the most difficult place for opponents to play in the Atlantic 10 and one of the top 10 such venues in the nation thanks to its often raucous crowds and tremendous college basketball atmosphere

## BIG RC WINS

### Feb. 21, 1969 - SBU 97, Seton Hall 67

In 1969, Bob Lanier was stepping on every college team that dared cross his path. Not only did he already hold the Reilly Center record for rebounds in a game with 27, but against Seton Hall Lanier scored a school and RC record 51 points.

### Dec. 21, 1969 - SBU 77, Duquesne 58

The largest crowd ever to witness a game at the Reilly Center saw the Bonnies defeat Duquesne, 77-58. The standing room only crowd of 6,291 flooded the aisles and any available spots on the floor.

### Feb. 4, 1995 - SBU 69, Rhode Island 66

The Bonnies scored the 1,000th win in St. Bonaventure history.

### March 16, 1995 - SBU 75, So. Miss 70

St. Bonaventure played its first-ever home postseason game during the 1995 NIT when they hosted Southern Mississippi in round one. More than 6,000 fans watched as the Bonnies prevailed.

### 1997-98 Ranked Wins

During the 1997-98 season, St. Bonaventure defeated three Top 20 teams at The RC. Thirteenth-ranked Xavier (80-77), 20th-ranked Rhode Island (86-81) and 20th-ranked Massachusetts (72-70, 2OT) fell, much to the delight of the Bona faithful.

### Jan. 15, 2000 - SBU 57, #13 Temple 56

In a game many fans described as the best they had ever seen in The RC, J.R. Bremer’s three-pointer with 2.8 seconds left gave the Bonnies a 57-56 win over 13th-ranked Temple.

### Jan. 29, 2014 - SBU 78, #19 UMass 65

Charlon Kloof scored 14 points as the Bonnies registered their first Top 25 win since 2000.

### Feb. 7, 2015 - SBU 73, #18 VCU 71

Marcus Posley played the hero on Feb. 7, 2015, when he drove and scored on an off-balance shot as time expired to give St. Bonaventure a 73-71 win over No. 18 VCU.

### Feb. 16, 2017 - SBU 77, #14 Rhode Island 74

St. Bonaventure ended what was the nation’s active longest winning streak when the Bonnies beat No. 14/16 Rhode Island live before a Friday night national TV audience on ESPN2.

### Dec. 7, 2019 - SBU 73, Hofstra 45

With the 1970 Final Four team in attendance as well as the program’s All-Time Team, Bona dominated the Pride.



# BARRY EVANS

# O

Sophomore

Forward

6-8 / 205

Baltimore, MD

Baltimore Poly / Putnam Science Acad.

## GAME-BY-GAME

Opponent	Date	GS	MIN	Total		3-Pointers		Free throws		Rebounds				PF	A	TO	BLK	STL	PTS	AVG
				FG-FGA	PCT	3FG-3FGA	PCT	FT-FTA	PCT	OFF	DEF	TOT	AVG							
Longwood	11/06/2023		14:34	2-2	1.000	1-1	1.000	0-0	.000	0	4	4	4.0	0	0	0	0	0	5	5.0
Canisius	11/11/2023		09:31	0-0	.000	0-0	.000	0-0	.000	0	0	0	2.0	0	0	1	0	1	0	2.5
<b>Totals</b>		<b>0</b>	<b>24:05</b>	<b>2-2</b>	<b>1.000</b>	<b>1-1</b>	<b>1.000</b>	<b>0-0</b>	<b>.000</b>	<b>0</b>	<b>4</b>	<b>4</b>	<b>2.0</b>	<b>0</b>	<b>0</b>	<b>1</b>	<b>0</b>	<b>1</b>	<b>5</b>	<b>2.5</b>

## 2023-24 SEASON / CAREER HIGHS

### MINUTES

Season 14 vs. Longwood (11/6/23)  
 Career 40 vs. So. Indiana (11/22/22)

### POINTS

Season 5 vs. Longwood (11/6/23)  
 Career 12 vs. Saint Francis (PA) (11/7/22)

### REBOUNDS

Season 4 vs. Longwood (11/6/23)  
 Career 9, 2x. last at Loyola Chi. (1/21/23)

### FIELD GOALS

Season 2 vs. Longwood (11/6/23)  
 Career 6 vs. Saint Francis (PA) (11/7/22)

### 3-POINT FIELD GOALS

Season 1 vs. Longwood (11/6/23)  
 Career 1, 4x.

### FREE THROWS

Season  
 Career 2 vs. MTSU (11/30/22)

### ASSISTS

Season  
 Career 3 at Loyola Chicago (1/21/23)

### STEALS

Season 1 vs. Canisius (11/11/23)  
 Career 3, 2x. last vs. Cleveland St. (12/7/22)

### BLOCKS

Season  
 Career 1, 6x.

### MISCELLANEOUS

2023-24 in Double Figures 0  
 Career in Double Figures 2

## TOP 5 SCORING PERFORMANCES

- 12 points vs. St. Francis (PA) (11/7/22)
- 10 points vs. Cleve. St. (12/7/22)
- 8 points vs. MTSU (11/30/22)  
8 points at Canisius (11/12/22)
- 7 points vs. So. Dakota St. (11/15/22)  
7 points at Loyola Chicago (1/21/23)

## Player Averages

Games Played	Minutes/game	Points/game	FG Pct	3FG Pct	FT Pct	Rebounds/game	Assists/game	Turnovers/game	Assist/Turnover ratio	Steals/game	Blocks/game
2	12.0	2.5	100.0	100.0	0.0	2.0	0.0	0.5	0.0	0.5	0.0

## As A Freshman (2022-23)

Played in all 32 games including 21 starts, averaging 3.0 points and 3.6 rebounds in 18.5 minutes per contest ... scored season-best 12 points vs. Saint Francis (PA), going 6-of-9 from the floor with eight rebounds (11/7) ... finished with 10 points and tied a career-best of nine rebounds in a win vs. Cleveland State (12/7) ... hauled in nine rebounds and scored seven points at Loyola Chicago (1/21) ... played the full 40 minutes with six points in a win over Southern Indiana (11/22).

## High School / Prep

Helped key a national prep championship with Putnam Science Academy, ranking third on the team in total points, first in rebounds, third in assists and third in steals ... averaged 10.9 points, 6.7 rebounds, 2.9 assists and 1.6 steals for the Mustangs ... shot nearly 51 percent from the floor and started all 37 games ... became just the second player in PSA history to record a triple-double when he posted 17 points, 21 rebounds and 10 assists in a win over Commonwealth Academy ... preserved PSA's undefeated record with a putback with one second remaining vs. Brewster, sending the game to overtime where the Mustangs would prevail ... led team in scoring four times, in rebounding 10 times and assists six times ... played high school at Oakland Mills and Baltimore Poly in the Baltimore area ... earned a spot on the Baltimore Sun All-County First Team in 2020 before the following season's Baltimore City Public School campaign was wiped out due to the pandemic ... previously earned All-District First Team honors as a junior at Oakland Mills, helping his squad to the state playoffs ... follows in the footsteps of Bonnies Class of 2022 greats Kyle Lofton and Osun Osunniyi who also won a prep national title at PSA.

## CAREER STATS

SEASON	TEAM	GP-GS	MIN/AVG	Field Goals		3-Point		F-Throws		Rebounds				Scoring						
				FG-FGA	FG%	3FG-3FGA	3FG%	FT-FTA	FT%	OFF	DEF	TOT	AVG	PF-FO	A	TO	BLK	STL	PTS	AVG
2022-23	SBU	32-21	592/18.5	44-98	.449	3-12	.250	6-21	.286	42	73	115	3.6	29-1	20	21	6	28	97	3.0
2023-24	SBU	2-0	24/12.0	2-2	1.000	1-1	1.000	0-0	.000	0	4	4	2.0	0-0	0	1	0	1	5	2.5
<b>TOTAL</b>		<b>34-21</b>	<b>616/18.1</b>	<b>46-100</b>	<b>.460</b>	<b>4-13</b>	<b>.308</b>	<b>6-21</b>	<b>.286</b>	<b>42</b>	<b>77</b>	<b>119</b>	<b>3.5</b>	<b>29-1</b>	<b>20</b>	<b>22</b>	<b>6</b>	<b>29</b>	<b>102</b>	<b>3.0</b>

2021 ATLANTIC 10 CHAMPIONS



2022 NIT SEMIFINALISTS



# KYRELL LUC

# 1

Junior | Guard | 5-11 / 165  
 Dorchester, Mass. | Brimmer & May (Holy Cross)

## GAME-BY-GAME

Opponent	Date	GS	MIN	Total		3-Pointers		Free throws		Rebounds				PF		A		TO	BLK	STL	PTS	AVG
				FG-FGA	PCT	3FG-3FGA	PCT	FT-FTA	PCT	OFF	DEF	TOT	AVG	PF	A							
Longwood	11/06/2023		19:42	1-5	.200	0-2	.000	2-2	1.000	0	0	0	0.0	3	4	2	0	2	4	4.0		
Canisius	11/11/2023		12:39	1-2	.500	0-1	.000	1-1	1.000	0	3	3	1.5	1	2	3	1	0	3	3.5		
<b>Totals</b>		<b>0</b>	<b>32:21</b>	<b>2-7</b>	<b>.286</b>	<b>0-3</b>	<b>.000</b>	<b>3-3</b>	<b>1.000</b>	<b>0</b>	<b>3</b>	<b>3</b>	<b>1.5</b>	<b>4</b>	<b>6</b>	<b>5</b>	<b>1</b>	<b>2</b>	<b>7</b>	<b>3.5</b>		

### CAREER HONORS

- 2022 Patriot League Rookie of the Year
- Patriot League Rookie of the Week, 6x.

### 2023-24 SEASON / CAREER HIGHS

#### MINUTES

Season 19 vs. Longwood (11/6/23)  
 Career 43 at Canisius (11/12/22)

#### POINTS

Season 4 vs. Longwood (11/6/23)  
 Career 24 at Boston (1/31/22)

#### REBOUNDS

Season 3 vs. Canisius (11/11/23)  
 Career 8 vs. Duquesne (1/18/23)

#### FIELD GOALS

Season 1 vs. Longwood (11/6/23)  
 Career 10 at Boston (1/31/22)

#### 3-POINT FIELD GOALS

Season  
 Career 4, 2x.

#### FREE THROWS

Season 2 vs. Longwood (11/6/23)  
 Career 8 vs. So. Indiana (11/22/22)

#### ASSISTS

Season 4 vs. Longwood (11/6/23)  
 Career 10 vs. Mason (1/4/23)

#### STEALS

Season 2 vs. Longwood (11/6/23)  
 Career 6 vs. So. Dakota St. (11/15/22)

#### BLOCKS

Season 1 vs. Canisius (11/11/23)  
 Career 2 vs. So. Indiana (11/22/22)

#### MISCELLANEOUS

2023-24 in Double Figures 0  
 Career in Double Figures 48

### TOP 5 SCORING PERFORMANCES

1. 24 points at Boston (1/31/22)
2. 23 points vs. St. Francis (PA) (11/7/22)
3. 22 points vs. MTSU (11/30/22)
4. 20 points at Rhode Island (1/11/23)
5. 19 points vs. So. Indiana (11/22/22)

### Player Averages

Games Played	Minutes/game	Points/game	FG Pct	3FG Pct	FT Pct	Rebounds/game	Assists/game	Turnovers/game	Assist/Turnover ratio	Steals/game	Blocks/game
2	16.2	3.5	28.6	0.0	100.0	1.5	3.0	2.5	1.2	1.0	0.5

### As A Sophomore (2022-23)

Started all 32 games at point guard, averaging 11.3 points, 4.3 assists, 3.4 rebounds and 1.7 steals per game in his first season with the program while averaging nearly 33 minutes per contest ... scored in double figures 23 times and registered three 20-point games ... ranked fifth among all A-10 players in steals (1.7 spg) and assists (4.3 apg) during the regular season and one of three players to rank in the top-five of both categories.

### As A Freshman (2021-22)

Started all 31 games for Holy Cross in his first collegiate season and averaged 13.0 points, 3.6 rebounds, 2.4 assists and 1.5 steals in over 32 minutes per game ... scored in double figures 24 times as a freshman, leading the team in scoring 10 times and in assists a dozen occasions ... shot 39 percent overall from the floor (145-370) and 35 percent from long distance (38-107) as well as over 77 percent at the foul line (75-97), scoring in double figures in 12 of his final 13 games at Holy Cross ... netted a career-high 24 points at Boston.

### High School

Named the New England Preparatory School Athletic Council Class AA Player of the Year in 2019-20 ... averaged 26 points, six assists and five rebounds per game in final high school season before senior campaign was canceled due to the pandemic ... scored over 1,000 career points in only two varsity seasons ... also ran cross country.

### CAREER STATS

SEASON	TEAM	Field Goals		3-Point		F-Throws		Rebounds				Scoring								
		GP-GS	MIN/AVG	FG-FGA	FG%	3FG-3FGA	3FG%	FT-FTA	FT%	OFF	DEF	TOT	AVG	PF-FO	A	TO	BLK	STL	PTS	AVG
2021-22	HolyCr	31-31	999/32.2	145-370	.392	38-107	.355	75-97	.773	12	101	113	3.6	59-1	74	83	10	45	403	13.0
2022-23	SBU	32-32	1054/32.9	126-351	.359	31-102	.304	79-107	.738	14	96	110	3.4	80-2	137	79	9	54	362	11.3
2023-24	SBU	2-0	32/16.2	2-7	.286	0-3	.000	3-3	1.000	0	3	3	1.5	4-0	6	5	1	2	7	3.5
<b>TOTAL FOR SBU</b>		<b>34-32</b>	<b>1087/32.0</b>	<b>128-358</b>	<b>.358</b>	<b>31-105</b>	<b>.295</b>	<b>82-110</b>	<b>.745</b>	<b>14</b>	<b>99</b>	<b>113</b>	<b>3.3</b>	<b>84-2</b>	<b>143</b>	<b>84</b>	<b>10</b>	<b>56</b>	<b>369</b>	<b>10.9</b>
<b>TOTAL</b>		<b>65-63</b>	<b>2086/32.1</b>	<b>273-728</b>	<b>.375</b>	<b>69-212</b>	<b>.325</b>	<b>157-207</b>	<b>.758</b>	<b>26</b>	<b>200</b>	<b>226</b>	<b>3.5</b>	<b>143-3</b>	<b>217</b>	<b>167</b>	<b>20</b>	<b>101</b>	<b>772</b>	<b>11.9</b>

2021 ATLANTIC 10 CHAMPIONS



2022 NIT SEMIFINALISTS





# ASSA ESSAMVOUS

# 2

Freshman | Forward | 6-7 / 210  
 Libreville, Gabon | Keystone Academy

## GAME-BY-GAME

Opponent	Date	GS	MIN	Total		3-Pointers		Free throws		Rebounds				PF	A	TO	BLK	STL	PTS	AVG	
				FG-FGA	PCT	3FG-3FGA	PCT	FT-FTA	PCT	OFF	DEF	TOT	AVG								
Longwood	11/06/2023	*	25:31	4-7	.571	3-6	.500	1-2	.500	2	3	5	5.0	3	1	0	1	1	12	12.0	
Canisius	11/11/2023	*	30:29	2-10	.200	1-7	.143	2-4	.500	1	3	4	4.5	2	0	0	0	2	7	9.5	
<b>Totals</b>			<b>2</b>	<b>56:00</b>	<b>6-17</b>	<b>.353</b>	<b>4-13</b>	<b>.308</b>	<b>3-6</b>	<b>.500</b>	<b>3</b>	<b>6</b>	<b>9</b>	<b>4.5</b>	<b>5</b>	<b>1</b>	<b>0</b>	<b>1</b>	<b>3</b>	<b>19</b>	<b>9.5</b>

## Player Averages

Games Played	Minutes/game	Points/game	FG Pct	3FG Pct	FT Pct	Rebounds/game	Assists/game	Turnovers/game	Assist/Turnover ratio	Steals/game	Blocks/game
2	28.0	9.5	35.3	30.8	50.0	4.5	0.5	0.0	1.0	1.5	0.5

## CAREER HONORS

- 2023 Atlantic 10 All-Rookie Team
- A-10 Rookie of the Week, Nov. 21

## 2022-23 SEASON / CAREER HIGHS

### MINUTES

Season 30 vs. Canisius (11/11/23)  
 Career 39 vs. Saint Joe's (2/26/23)

### POINTS

Season 12 vs. Longwood (11/6/23)  
 Career 22 vs. UMass (12/31/22)

### REBOUNDS

Season 5 vs. Longwood (11/6/23)  
 Career 14 vs. Notre Dame (11/25/22)

### FIELD GOALS

Season 4 vs. Longwood (11/6/23)  
 Career 9 vs. UMass (12/31/22)

### 3-POINT FIELD GOALS

Season 3 vs. Longwood (11/6/23)  
 Career 5 at VCU (1/28/23)

### FREE THROWS

Season 2 vs. Canisius (11/11/23)  
 Career 4 vs. Fordham (1/25/23)

### ASSISTS

Season 1 vs. Longwood (11/6/23)  
 Career 3, 3x. last vs. Dayton (2/4/23)

### STEALS

Season 2 vs. Canisius (11/11/23)  
 Career 3 vs. Cleveland St. (12/7/22)

### BLOCKS

Season 1 vs. Longwood (11/6/23)  
 Career 2, 2x. last at URI (1/11/23)

### MISCELLANEOUS

2023-24 Double-Figure Games 1  
 Career in Double Figures 15  
 Career Double-Doubles 3

## TOP 5 SCORING PERFORMANCES

1. 22 points vs. UMass (12/31/22)
2. 18 points at Richmond (2/1/23)  
18 points at Buffalo (12/3/22)
4. 16 points vs. So. Dakota St. (11/15/22)
5. 15 points at VCU (1/28/23)

Assa Essamvous is a familiar face with a different name this year. He was known to fans as Yann Farell last year, but his full legal name is Yann Farell Assa Essamvous. To better represent his family lineage from his native Gabon, he wishes to be referred to as Assa Essamvous this season. To honor his family, he will wear "Assa" on the back of his jersey this season, the name he has always been called by his parents.

**PRONUNCIATION:** Ah-sa E-sahm-voos

## As A Freshman (2022-23)

Earned a spot on the Atlantic 10 All-Rookie Team after averaging 8.9 points, 6.0 rebounds and 1.1 assists in 31 minutes per game ... ranked fourth among all Atlantic 10 players in 3-point percentage at 41.9% (65-155) and best among freshmen ... also ranked second among all A-10 freshmen and 14th overall in rebounding ... shot 43.6% overall from the floor (98-225) ... named A-10 Rookie of the Week five times, second-most in program history ... owned the ninth-best 3-point percentage in Bonnies single-season history ... became the first Bonnies freshman to shoot over 41 percent from beyond the arc since 1990 and had the most made 3s by any first-year Bona's player since 1996-97 ... scored in double figures in 14 games.

## High School / Prep

Played for Brewster Academy in New Hampshire and the PSA Cardinals, a premier New York City AAU program ... in 2021-22, he played for Keystone Academy in Erie, Pa. ... a four-star recruit according to rivals.com, he was praised by scouts for his catch-and-shoot talent, 3-point range, defensive skill and ability to create off the dribble while boasting a 6-foot-11 wingspan ... shot over 65 percent from the floor with PSA, including over 86 percent at the foul stripe. ... ranked as the No. 127 prospect in the entire Class of 2022 by rivals.com and No. 135 by On3.com. Other sources ranked him in the Top 100.

## CAREER STATS

SEASON	TEAM	GP-GS	MIN/AVG	Field Goals		3-Point		F-Throws		Rebounds				Scoring						
				FG-FGA	FG%	3FG-3FGA	3FG%	FT-FTA	FT%	OFF	DEF	TOT	AVG	PF-FO	A	TO	BLK	STL	PTS	AVG
2022-23	SBU	32-32	988/30.9	98-225	.436	65-155	.419	25-37	.676	48	144	192	6.0	91-2	36	42	14	20	286	8.9
2023-24	SBU	2-2	56/28.0	6-17	.353	4-13	.308	3-6	.500	3	6	9	4.5	5-0	1	0	1	3	19	9.5
<b>TOTAL</b>		<b>34-34</b>	<b>1044/30.7</b>	<b>104-242</b>	<b>.430</b>	<b>69-168</b>	<b>.411</b>	<b>28-43</b>	<b>.651</b>	<b>51</b>	<b>150</b>	<b>201</b>	<b>5.9</b>	<b>96-2</b>	<b>37</b>	<b>42</b>	<b>15</b>	<b>23</b>	<b>305</b>	<b>9.0</b>

2021 ATLANTIC 10 CHAMPIONS



2022 NIT SEMIFINALISTS



# MIKA ADAMS-WOODS

# 3

Graduate | Guard | 6-3 / 180  
 Syracuse, N.Y. | Bishop Ludden (Cincinnati)

## GAME-BY-GAME

Opponent	Date	GS	MIN	Total		3-Pointers		Free throws		Rebounds				PF	A	TO	BLK	STL	PTS	AVG
				FG-FGA	PCT	3FG-3FGA	PCT	FT-FTA	PCT	OFF	DEF	TOT	AVG							
Longwood	11/06/2023	*	20:18	3-9	.333	1-5	.200	1-2	.500	0	0	0	0.0	0	3	1	0	0	8	8.0
Canisius	11/11/2023	*	27:21	5-8	.625	1-2	.500	2-4	.500	2	2	4	2.0	0	4	1	0	2	13	10.5
<b>Totals</b>			<b>2 47:39</b>	<b>8-17</b>	<b>.471</b>	<b>2-7</b>	<b>.286</b>	<b>3-6</b>	<b>.500</b>	<b>2</b>	<b>2</b>	<b>4</b>	<b>2.0</b>	<b>0</b>	<b>7</b>	<b>2</b>	<b>0</b>	<b>2</b>	<b>21</b>	<b>10.5</b>

## 2023-24 SEASON / CAREER HIGHS

### MINUTES

Season 27 vs. Canisius (11/11/23)  
 Career 40, 2x. last at Vandy (3/4/21)

### POINTS

Season 13 vs. Canisius (11/11/23)  
 Career 21 at East Carolina (1/30/22)

### REBOUNDS

Season 4 vs. Canisius (11/11/23)  
 Career 6, 5x. last vs. Temple (2/22/23)

### FIELD GOALS

Season 5 vs. Canisius (11/11/23)  
 Career 8, 2x. last vs. Houston (1/8/23)

### 3-POINT FIELD GOALS

Season 1 vs. Longwood (11/6/23)  
 Career 5, 2x. last vs. Temple (3/10/23)

### FREE THROWS

Season 2 vs. Canisius (11/11/23)  
 Career 6, 4x. last vs. ECU (3/10/22)

### ASSISTS

Season 4 vs. Canisius (11/11/23)  
 Career 8 at Memphis (2/26/23)

### STEALS

Season 2 vs. Canisius (11/11/23)  
 Career 4, 2x. last vs. Houston (3/11/23)

### BLOCKS

Season  
 Career 2, 3x.. last vs. Tulane (12/29/22)

### MISCELLANEOUS

2023-24 in Double Figures 1  
 Career in Double Figures 49

## Player Averages

Games Played	Minutes/game	Points/game	FG Pct	3FG Pct	FT Pct	Rebounds/game	Assists/game	Turnovers/game	Assist/Turnover ratio	Steals/game	Blocks/game
2	23.8	10.5	47.1	28.6	50.0	2.0	3.5	1.0	3.5	1.0	0.0

## At Cincinnati (2019-22)

Played in 121 games including 104 starts in four seasons at Cincinnati ... averaged 9.1 points, 3.2 assists, 2.4 rebounds and 1.1 steals while starting all 36 games as a senior ... shot 43 percent from the floor and over 36 percent from distance (52-142) in 2022-23 ... posted a season-best 20 points in an American Athletic Conference first round win over Temple and also scored 19 points on 8-of-11 shooting vs. second-ranked Houston during AAC play ... recorded 955 career points and 306 assists at UC ... as a junior, he ranked 15th nationally in assist-to-turnover ratio when he committed only three turnovers over the final seven games and 190 minutes of play during the 2021-22 season.

## High School / Prep

Scored over 1,200 points and averaged nearly 20 points per game while earning First Team All-Central New York honors as a junior at Bishop Ludden in the Syracuse area ... averaged over 19 points per game at New Hampton (N.H.) School, helping to lead the squad to a runner-up finish at the 2018 New England Preparatory School Athletic Council Class AAA Championship ... was rated as the No. 34 point guard nationally according to Rivals.com before committing to Cincinnati.

## TOP 5 SCORING PERFORMANCES

- 21 points at East Carolina (1/30/22)
- 20 points vs. Temple (3/10/23)
- 19 points vs. Houston (1/8/23)
- 18 points vs. Tulane (12/29/22)
- 17 points vs. SMU (1/6/22)

## CAREER STATS

SEASON	TEAM	GP-GS	MIN/AVG	Field Goals		3-Point		F-Throws		Rebounds				Scoring						
				FG-FGA	FG%	3FG-3FGA	3FG%	FT-FTA	FT%	OFF	DEF	TOT	AVG	PF-FO	A	TO	BLK	STL	PTS	AVG
2019-20	UC	29-19	623/21.5	47-110	.427	22-59	.373	30-39	.769	8	56	64	2.2	57-1	45	31	8	17	146	5.0
2020-21	UC	23-17	686/29.8	63-161	.391	23-73	.315	48-55	.873	10	47	57	2.5	40-0	45	27	6	23	197	8.6
2021-22	UC	33-32	908/27.5	97-283	.343	34-130	.262	56-69	.812	18	69	87	2.6	49-0	101	36	4	25	284	8.6
2022-23	UC	36-36	1078/29.9	120-279	.430	52-142	.366	36-43	.837	7	79	86	2.4	67-1	115	53	7	39	328	9.1
2023-24	SBU	2-2	48/23.8	8-17	.471	2-7	.286	3-6	.500	2	2	4	2.0	0-0	7	2	0	2	21	10.5
<b>TOTAL FOR SBU</b>		<b>2-2</b>	<b>48/23.8</b>	<b>8-17</b>	<b>.471</b>	<b>2-7</b>	<b>.286</b>	<b>3-6</b>	<b>.500</b>	<b>2</b>	<b>2</b>	<b>4</b>	<b>2.0</b>	<b>0-0</b>	<b>7</b>	<b>2</b>	<b>0</b>	<b>2</b>	<b>21</b>	<b>10.5</b>
<b>TOTAL</b>		<b>123-106</b>	<b>3342/27.2</b>	<b>335-850</b>	<b>.394</b>	<b>133-411</b>	<b>.324</b>	<b>173-212</b>	<b>.816</b>	<b>45</b>	<b>253</b>	<b>298</b>	<b>2.4</b>	<b>213-2</b>	<b>313</b>	<b>149</b>	<b>25</b>	<b>106</b>	<b>976</b>	<b>7.9</b>

2021 ATLANTIC 10 CHAMPIONS



2022 NIT SEMIFINALISTS



# MOSES FLOWERS

# 4

R-Senior | Guard | 6-3 / 185  
 Dorchester, Mass. | Thayer Academy (Hartford)

## GAME-BY-GAME

Opponent	Date	GS	MIN	Total		3-Pointers		Free throws		Rebounds				PF	A	TO	BLK	STL	PTS	AVG
				FG-FGA	PCT	3FG-3FGA	PCT	FT-FTA	PCT	OFF	DEF	TOT	AVG							
Longwood	11/06/2023		17:36	2-6	.333	1-3	.333	0-0	.000	1	0	1	1.0	1	1	3	0	0	5	5.0
Canisius	11/11/2023		12:08	0-4	.000	0-2	.000	0-1	.000	2	1	3	2.0	1	0	0	0	1	0	2.5
<b>Totals</b>		<b>0</b>	<b>29:44</b>	<b>2-10</b>	<b>.200</b>	<b>1-5</b>	<b>.200</b>	<b>0-1</b>	<b>.000</b>	<b>3</b>	<b>1</b>	<b>4</b>	<b>2.0</b>	<b>2</b>	<b>1</b>	<b>3</b>	<b>0</b>	<b>1</b>	<b>5</b>	<b>2.5</b>

### CAREER HONORS

- 2022 America East Third Team All-Conf.
- 2020 America East All-Rookie Team
- America East Rookie of the Week, 4x.

### 2023-24 SEASON / CAREER HIGHS

#### MINUTES

Season 17 vs. Longwood (11/6/23)  
 Career 40 vs. Saint Joe's (2/26/23)

#### POINTS

Season 5 vs. Longwood (11/6/23)  
 Career 28, 2x. last vs. New Hampshire (1/4/20)

#### REBOUNDS

Season 3 vs. Canisius (11/11/23)  
 Career 13 vs. Binghamton (1/26/22)

#### FIELD GOALS

Season 2 vs. Longwood (11/6/23)  
 Career 11 at New Hampshire (2/2/22)

#### 3-POINT FIELD GOALS

Season 1 vs. Longwood (11/6/23)  
 Career 5, 3x.

#### FREE THROWS

Season  
 Career 12 vs. Stony Brook (2/20/22)

#### ASSISTS

Season 1 vs. Longwood (11/6/23)  
 Career 7 vs. UMass (12/31/22)

#### STEALS

Season 1 vs. Canisius (11/11/23)  
 Career 5 at Stony Brook (2/19/22)

#### BLOCKS

Season  
 Career 2 vs New Hampshire (1/4/20)

#### MISCELLANEOUS

2023-24 in Double Figures  
 Career in Double Figures 59  
 2023-24 Double-Doubles 0  
 Career Double-Doubles 4

### TOP 5 SCORING PERFORMANCES

1. 28 vs. St. Francis Brooklyn (12/5/19)  
28 vs. New Hampshire (1/4/20)
3. 27 vs. New Hampshire (2/2/22)
4. 24, 3x. last vs. Stony Brook (2/20/22)

### Player Averages

Games Played	Minutes/game	Points/game	FG Pct	3FG Pct	FT Pct	Rebounds/game	Assists/game	Turnovers/game	Assist/Turnover ratio	Steals/game	Blocks/game
2	14.9	2.5	20.0	20.0	0.0	2.0	0.5	1.5	0.3	0.5	0.0

### As A Redshirt Junior (2022-23)

Played in 31 games including 11 starts, averaging 9.3 points, 2.6 rebounds and 1.5 assists ... shot 45 percent from the floor and sank 40 3-pointers (40-109) ... posted double-figure scoring 16 times including 10 out of the final 11 games of the season ... moved into starting role during conference play, posting 11.6 points per game during A-10 games ... delivered 16 points on 7-11 shooting at Davidson (2/22) ... joined starting lineup with 15 points in a road win at VCU (1/28) ... poured in 20 points on 7-9 shooting and 3-4 from long distance in a win over Richmond, surpassing 1,000 career points (1/14) ... finished with nine points, seven assists and seven rebounds in a win over UMass (12/31).

### At Hartford

Played three seasons at Hartford, starting 66 of 69 career games. This past year, he averaged 14.7 points and 6.4 rebounds in nearly 32 minutes per contest for Hartford, members of the America East. Flowers earned a spot on the America East All-Conference Third Team for his work. He scored 844 career points over his first three collegiate seasons ... two-time America East All-Conference selection, picking up a spot on the league's All-Rookie Team in 2019-20.


### CAREER STATS

SEASON	TEAM	GP-GS	MIN/AVG	Field Goals		3-Point		F-Throws		Rebounds				Scoring						
				FG-FGA	FG%	3FG-3FGA	3FG%	FT-FTA	FT%	OFF	DEF	TOT	AVG	PF-FO	A	TO	BLK	STL	PTS	AVG
2019-20	Hart	33-32	924/28.0	119-294	.405	56-157	.357	48-63	.762	20	104	124	3.8	99-4	45	75	7	35	342	10.4
2020-21	Hart	9-9	274/30.5	36-94	.383	12-45	.267	20-27	.741	10	41	51	5.7	27-0	12	34	2	19	104	11.6
2021-22	Hart	29-27	907/31.3	143-296	.483	44-122	.361	79-118	.669	37	146	183	6.3	77-2	53	59	6	43	409	14.1
2022-23	SBU	31-11	787/25.4	105-233	.451	40-109	.367	38-62	.613	20	62	82	2.6	81-4	46	40	2	31	288	9.3
2023-24	SBU	2-0	30/14.9	2-10	.200	1-5	.200	0-1	.000	3	1	4	2.0	2-0	1	3	0	1	5	2.5
<b>TOTAL FOR SBU</b>		<b>33-11</b>	<b>817/24.8</b>	<b>107-243</b>	<b>.440</b>	<b>41-114</b>	<b>.360</b>	<b>38-63</b>	<b>.603</b>	<b>23</b>	<b>63</b>	<b>86</b>	<b>2.6</b>	<b>83-4</b>	<b>47</b>	<b>43</b>	<b>2</b>	<b>32</b>	<b>293</b>	<b>8.9</b>
<b>TOTAL</b>		<b>104-79</b>	<b>2923/28.1</b>	<b>405-927</b>	<b>.437</b>	<b>153-438</b>	<b>.349</b>	<b>185-271</b>	<b>.683</b>	<b>90</b>	<b>354</b>	<b>444</b>	<b>4.3</b>	<b>286-10</b>	<b>157</b>	<b>211</b>	<b>17</b>	<b>129</b>	<b>1148</b>	<b>11.0</b>

2021 ATLANTIC 10 CHAMPIONS



2022 NIT SEMIFINALISTS



# DARYL BANKS III

# 5

R-Senior | Guard | 6-3 / 175  
Somerset, N.J. | The Patrick School (Saint Peter's)

## GAME-BY-GAME

Opponent	Date	GS	MIN	Total		3-Pointers		Free throws		Rebounds				Points							
				FG-FGA	PCT	3FG-3FGA	PCT	FT-FTA	PCT	OFF	DEF	TOT	AVG	PF	A	TO	BLK	STL	PTS	AVG	
Longwood	11/06/2023	*	25:41	1-8	.125	0-5	.000	2-2	1.000	0	2	2	2.0	2	3	1	0	0	4	4.0	
Canisius	11/11/2023	*	27:52	3-9	.333	1-4	.250	5-5	1.000	1	2	3	2.5	1	1	4	0	0	12	8.0	
<b>Totals</b>			<b>2</b>	<b>53:33</b>	<b>4-17</b>	<b>.235</b>	<b>1-9</b>	<b>.111</b>	<b>7-7</b>	<b>1.000</b>	<b>1</b>	<b>4</b>	<b>5</b>	<b>2.5</b>	<b>3</b>	<b>4</b>	<b>5</b>	<b>0</b>	<b>0</b>	<b>16</b>	<b>8.0</b>

## CAREER HONORS

- 2023 Atlantic 10 Third Team All-Conference
- 2021, '22 MAAC Third Team All-Conference
- 2021, '22 MAAC All-Academic Team
- 2020 MAAC All-Rookie Team
- 2022 NABC Honors Court

## 2023-24 SEASON / CAREER HIGHS

### MINUTES

Season 27 vs. Canisius (11/11/23)  
Career 42 vs. George Wash. (2/19/23)

### POINTS

Season 12 vs. Canisius (11/11/23)  
Career 36 vs. Saint Joseph's (2/26/23)

### REBOUNDS

Season 3 vs. Canisius (11/11/23)  
Career 9, 2x. last vs. Richmond

### FIELD GOALS

Season 3 vs. Canisius (11/11/23)  
Career 10, 2x. last vs. SJU (2/26/23)

### 3-POINT FIELD GOALS

Season 1 vs. Canisius (11/11/23)  
Career 7 vs. Bowling Green (11/19/22)

### FREE THROWS

Season 5 vs. Canisius (11/11/23)  
Career 12, 2x. last vs. SJU (2/26/23)

### ASSISTS

Season 3 vs. Longwood (11/6/23)  
Career 6 at Canisius (1/1/21)

### STEALS

Season  
Career 5 at SLU (2/6/21)

### BLOCKS

Season  
Career 4 vs. Bowling Green (11/19/22)

### MISCELLANEOUS

2023-24 in Double Figures 1  
Career in Double Figures 70

## TOP 5 SCORING PERFORMANCES

1. 36 points vs. Saint Joe's (2/26/23)
2. 34 points vs. BGSU (11/19/22)
3. 31 points vs. UMass (12/31/22)
4. 29 points vs. Fordham (1/25/23)
5. 27 points vs. George Mason (1/4/23)

## Player Averages

Games Played	Minutes/game	Points/game	FG Pct	3FG Pct	FT Pct	Rebounds/game	Assists/game	Turnovers/game	Assist/Turnover ratio	Steals/game	Blocks/game
2	26.8	8.0	23.5	11.1	100.0	2.5	2.0	2.5	0.8	0.0	0.0

## As A Redshirt Junior (2022-23)

Earned Atlantic 10 All-Conference honors after leading the Bonnies in scoring at 15.4 ppg while pacing the nation in minutes per game (38.4 mpg) ... ranked ninth out of all Atlantic 10 players for scoring during the regular season ... played 96 percent of possible team minutes including the full 40 minutes in 18 games while starting all 32 contests ... poured in 30-plus points three times, totaled seven 20-point games and scored in double figures 24 times.

## At Saint Peters (2019-22)

Posted 890 career points in three seasons with the Peacocks ... averaged 11.3 points, 2.6 rebounds and 1.4 assists as a junior, leading the Peacocks to a remarkable Elite Eight run by averaging 13.5 points in four NCAA Tournament games ... scored 27 points and went 5-for-8 from long distance in an NCAA Tournament first round upset of Kentucky ... also finished with 14 points in a Sweet 16 victory over Purdue ... scored in double figures 20 times as a junior ... earned All-MAAC Third Team honors as both a sophomore and a junior ... shot better than 36 percent from 3-point range with 100 3-pointers in his last two seasons with the Peacocks and connected on 127 shots from distance in all over his first three years ... started 77 of 89 career games while averaging over 26 minutes per game.

## CAREER STATS

SEASON	TEAM	GP-GS	MIN/AVG	Field Goals		3-Point		F-Throws		Rebounds				Scoring						
				FG-FGA	FG%	3FG-3FGA	3FG%	FT-FTA	FT%	OFF	DEF	TOT	AVG	PF-FO	A	TO	BLK	STL	PTS	AVG
2019-20	SP	30-21	667/22.2	75-221	.339	27-94	.287	52-66	.788	11	38	49	1.6	35-0	37	38	1	23	229	7.6
2020-21	SP	25-25	764/30.6	96-269	.357	46-123	.374	38-43	.884	19	77	96	3.8	53-0	57	41	8	29	276	11.0
2021-22	SP	34-31	904/26.6	123-321	.383	54-147	.367	85-99	.859	22	65	87	2.6	63-2	49	50	4	37	385	11.3
2022-23	SBU	32-32	1225/38.3	144-400	.360	79-232	.341	125-150	.833	18	103	121	3.8	62-1	75	64	9	36	492	15.4
2023-24	SBU	2-2	54/26.8	4-17	.235	1-9	.111	7-7	1.000	1	4	5	2.5	3-0	4	5	0	0	16	8.0
<b>TOTAL FOR SBU</b>		<b>34-34</b>	<b>1278/37.6</b>	<b>148-417</b>	<b>.355</b>	<b>80-241</b>	<b>.332</b>	<b>132-157</b>	<b>.841</b>	<b>19</b>	<b>107</b>	<b>126</b>	<b>3.7</b>	<b>65-1</b>	<b>79</b>	<b>69</b>	<b>9</b>	<b>36</b>	<b>508</b>	<b>14.9</b>
<b>TOTAL</b>		<b>123-111</b>	<b>3614/29.4</b>	<b>442-1228</b>	<b>.360</b>	<b>207-605</b>	<b>.342</b>	<b>307-365</b>	<b>.841</b>	<b>71</b>	<b>287</b>	<b>358</b>	<b>2.9</b>	<b>216-3</b>	<b>222</b>	<b>198</b>	<b>22</b>	<b>125</b>	<b>1398</b>	<b>11.4</b>

2021 ATLANTIC 10 CHAMPIONS



2022 NIT SEMIFINALISTS



# CHARLES PRIDE

# 7

Graduate  
Syracuse, N.Y.

Guard | 6-4 / 200  
Liverpool / Putnam Science Academy (Bryant)

## GAME-BY-GAME

Opponent	Date	GS	MIN	Total		3-Pointers		Free throws		Rebounds				PF	A	TO	BLK	STL	PTS	AVG
				FG-FGA	PCT	3FG-3FGA	PCT	FT-FTA	PCT	OFF	DEF	TOT	AVG							
Longwood	11/06/2023	*	36:43	7-12	.583	5-8	.625	2-2	1.000	2	5	7	7.0	1	2	1	1	0	21	21.0
Canisius	11/11/2023	*	40:00	6-12	.500	1-4	.250	3-4	.750	4	5	9	8.0	4	0	0	0	2	16	18.5
<b>Totals</b>			<b>2 76:43</b>	<b>13-24</b>	<b>.542</b>	<b>6-12</b>	<b>.500</b>	<b>5-6</b>	<b>.833</b>	<b>6</b>	<b>10</b>	<b>16</b>	<b>8.0</b>	<b>5</b>	<b>2</b>	<b>1</b>	<b>1</b>	<b>2</b>	<b>37</b>	<b>18.5</b>

## Player Averages

Games Played	Minutes/game	Points/game	FG Pct	3FG Pct	FT Pct	Rebounds/game	Assists/game	Turnovers/game	Assist/Turnover ratio	Steals/game	Blocks/game
2	38.4	18.5	54.2	50.0	83.3	8.0	1.0	0.5	2.0	1.0	0.5

## 2023-24 SEASON / CAREER HIGHS

### MINUTES

Season 40 vs. Canisius (11/11/23)  
Career 44 at Manhattan (12/11/22)

### POINTS

Season 21 vs. Longwood (11/6/23)  
Career 44 at St. Francis (PA) (2/3/22)

### REBOUNDS

Season 9 vs. Canisius (11/11/23)  
Career 17, 2x. last vs. Wagner (3/8/22)

### FIELD GOALS

Season 7 vs. Longwood (11/6/23)  
Career 16 vs. St. Francis (PA) (2/3/22)

### 3-POINT FIELD GOALS

Season 5 vs. Longwood (11/6/23)  
Career 8, 2x. last vs. Albany (1/11/23)

### FREE THROWS

Season 3 vs. Canisius (11/11/23)  
Career 13 vs. Mt. St. Mary's (3/5/22)

### ASSISTS

Season 2 vs. Longwood (11/6/23)  
Career 8 vs. Stony Brook (12/12/20)

### STEALS

Season 2 vs. Canisius (11/11/23)  
Career 6 at FDU (1/30/21)

### BLOCKS

Season 1 vs. Longwood (11/6/23)  
Career 1, 17x. last vs. Vermont (2/23/23)

### MISCELLANEOUS

2023-24 in Double Figures 2  
Career in Double Figures 79  
2023-24 Double-Doubles  
Career Double-Doubles 19

## TOP 5 SCORING PERFORMANCES

- 44 points at Manhattan (12/11/22)
- 34 points at Sacred Heart (2/10/22)
- 33 points at Mt. St. Mary's (3/9/21)
- 28 points vs. Albany (1/11/23)  
28 points at FAU (11/17/22)

## At Bryant (2019-22)

Scored 1,528 points while averaging 13.6 points per game in four seasons at Bryant, adding 750 rebounds (6.7 rpg) in 112 games including 97 starts ... ranks fourth in Bryant program history for scoring and second in career rebounds while standing sixth in career assists (250) ... set the school's program record for career steals (144) ... Second Team All-America East as a senior, posting 14.6 ppg while leading the league in shooting at the charity stripe with an 84.8% success rate at the line ... drained 170 3-pointers in his four seasons, including 113 in the last two years ... one of just three Bryant players to tally over 1,000 points and 500 rebounds and is the only player in program history to add 200 career assists to those totals ... named to the 2022-23 Jerry West Award Watch List (top 20 shooting guards in the country) and Lou Henson Award Watch List (nation's top mid-major player) ... averaged 17.7 points and 8.6 rebounds as a junior to earn First Team All-Northeast Conference as well as NABC and USBWA All-District accolades ... set the Bryant single-game scoring record with 44 points in a junior year win over Saint Francis (PA) ... key part of Bryant's first NCAA Tournament appearance in 2022 ... named to the NEC All-Tournament Team after setting a school postseason record of 33 points in the 2022 NEC Championship Game.

## High School / Prep

Played a postgraduate season at Putnam Science Academy where he helped the team to a spot in the national prep semifinals ... named Defensive Player of the Year in his prep season ... led Liverpool High to a state championship.

## CAREER STATS

SEASON	TEAM	GP-GS	MIN/AVG	Field Goals		3-Point		F-Throws		Rebounds				Scoring						
				FG-FGA	FG%	3FG-3FGA	3FG%	FT-FTA	FT%	OFF	DEF	TOT	AVG	PF-FO	A	TO	BLK	STL	PTS	AVG
2019-20	BRY	29-15	722/24.9	92-215	.428	21-76	.276	32-48	.667	66	79	145	5.0	46-0	49	41	5	24	237	8.2
2020-21	BRY	22-22	699/31.8	106-215	.493	36-88	.409	53-68	.779	46	107	153	7.0	48-0	55	39	2	30	301	13.7
2021-22	BRY	32-32	1130/35.3	204-452	.451	59-181	.326	99-129	.767	96	179	275	8.6	57-2	77	53	8	52	566	17.7
2022-23	BRY	29-28	989/34.1	143-316	.453	54-146	.370	84-99	.848	63	114	177	6.1	57-0	69	42	4	38	424	14.6
2023-24	SBU	2-2	77/38.4	13-24	.542	6-12	.500	5-6	.833	6	10	16	8.0	5-0	2	1	1	2	37	18.5
<b>TOTAL FOR SBU</b>	<b>2-2</b>	<b>77/38.4</b>	<b>13-24</b>	<b>.542</b>	<b>6-12</b>	<b>.500</b>	<b>5-6</b>	<b>.833</b>	<b>6</b>	<b>10</b>	<b>16</b>	<b>8.0</b>	<b>5-0</b>	<b>2</b>	<b>1</b>	<b>1</b>	<b>2</b>	<b>37</b>	<b>18.5</b>	
<b>TOTAL</b>	<b>114-99</b>	<b>3616/31.7</b>	<b>558-1222</b>	<b>.457</b>	<b>176-503</b>	<b>.350</b>	<b>273-350</b>	<b>.780</b>	<b>277</b>	<b>489</b>	<b>766</b>	<b>6.7</b>	<b>213-2</b>	<b>252</b>	<b>176</b>	<b>20</b>	<b>146</b>	<b>1565</b>	<b>13.7</b>	

2021 ATLANTIC 10 CHAMPIONS



2022 NIT SEMIFINALISTS



# MILES ROSE

Freshman  
Rochester, N.Y.

Guard | 6-4 / 190  
Bishop Kearney / Putnam Science

# 10

## GAME-BY-GAME

### 2023-24 SEASON / CAREER HIGHS

#### MINUTES

Season  
Career

#### POINTS

Season  
Career

#### REBOUNDS

Season  
Career

#### FIELD GOALS

Season  
Career

#### 3-POINT FIELD GOALS

Season  
Career

#### FREE THROWS

Season  
Career

#### ASSISTS

Season  
Career

#### STEALS

Season  
Career

#### BLOCKS

Season  
Career

#### MISCELLANEOUS

2023-24 in Double Figures  
Career in Double Figures

### TOP 5 SCORING PERFORMANCES

### High School / Prep

Played two seasons and served as starting guard for national prep champions at Putnam Science Academy ... averaged seven points and two assists while shooting 43 percent from the floor in 2022-23 ... averaged 20 minutes per game as PSA finished 39-3 and won their final 21 games ... posted four points and three rebounds per game in a reserve role in first season at PSA in 2021-22, helping the team to a national championship ... started high school career at Bishop Kearney in Rochester, earning First Team All-League honors in 2020 ... played AAU ball with New York Jayhawks and adidas3SSB, posting 9.6 ppg ... also played football.





# DUANE THOMPSON

# 11

Freshman  
Boston, Mass.

| Forward | 6-8 / 205  
| Holbrook / Putnam Science Acad.

## GAME-BY-GAME

### 2023-24 SEASON / CAREER HIGHS

#### MINUTES

Season  
Career

#### POINTS

Season  
Career

#### REBOUNDS

Season  
Career

#### FIELD GOALS

Season  
Career

#### 3-POINT FIELD GOALS

Season  
Career

#### FREE THROWS

Season  
Career

#### ASSISTS

Season  
Career

#### STEALS

Season  
Career

#### BLOCKS

Season  
Career

#### MISCELLANEOUS

2023-24 in Double Figures  
Career in Double Figures

### TOP 5 SCORING PERFORMANCES

#### High School / Prep

Helped Putnam Science Academy to a 39-3 record and a national championship ... ranked as the No. 10 prospect in New England by the New England Recruiting Report prior to reclassifying from the 2024 class to 2023 ... averaged seven points, three assists and two steals while shooting over 48 percent from the floor in 15 minutes per game for PSA ... averaged 21.7 points per game as a freshman at Holbrook High.



# NOEL BROWN

# 20

R-Junior | Center | 6-11 / 265  
 Leesburg, Va. | Flint Hill (George Washington)

## GAME-BY-GAME

Opponent	Date	GS	MIN	Total		3-Pointers		Free throws		Rebounds				PF		A		PTS	AVG	
				FG-FGA	PCT	3FG-3FGA	PCT	FT-FTA	PCT	OFF	DEF	TOT	AVG	PF	A	TO	BLK			STL
Longwood	11/06/2023		26:01	3-3	1.000	0-0	.000	0-0	.000	1	2	3	3.0	4	3	0	1	0	6	6.0
Canisius	11/11/2023		08:03	1-1	1.000	0-0	.000	0-1	.000	1	0	1	2.0	1	0	2	0	0	2	4.0
<b>Totals</b>		<b>0</b>	<b>34:04</b>	<b>4-4</b>	<b>1.000</b>	<b>0-0</b>	<b>.000</b>	<b>0-1</b>	<b>.000</b>	<b>2</b>	<b>2</b>	<b>4</b>	<b>2.0</b>	<b>5</b>	<b>3</b>	<b>2</b>	<b>1</b>	<b>0</b>	<b>8</b>	<b>4.0</b>

## 2023-24 SEASON / CAREER HIGHS

### MINUTES

Season 26 vs. Longwood (11/6/23)  
 Career Same

### POINTS

Season 6 vs. Longwood (11/6/23)  
 Career 12 vs. Missouri St. (11/24/21)

### REBOUNDS

Season 3 vs. Longwood (11/6/23)  
 Career 7 vs. Saint Joe's (1/25/23)

### FIELD GOALS

Season 3 vs. Longwood (11/6/23)  
 Career 5 vs. Missouri St. (11/24/21)

### 3-POINT FIELD GOALS

Season  
 Career

### FREE THROWS

Season  
 Career 3, 2x. last at Loyola Chi (12/31/22)

### ASSISTS

Season 3 vs. Longwood (11/6/23)  
 Career 3 vs. Rhode Island (2/21/21)

### STEALS

Season  
 Career 2 vs. American (12/10/22)

### BLOCKS

Season 1 vs. Longwood (11/6/23)  
 Career 2, 3x. last vs. Richmond (2/8/23)

### MISCELLANEOUS

2023-24 in Double Figures  
 Career in Double Figures

## TOP 5 SCORING PERFORMANCES

- 1.12 points vs. Missouri St. (11/24/21)
2. 10 points at Radford (12/4/22)
3. 9 points at Loyola Chi (12/31/22)
- 9 points vs. Virginia St. (11/7/22)

## Player Averages

Games Played	Minutes/game	Points/game	FG Pct	3FG Pct	FT Pct	Rebounds/game	Assists/game	Turnovers/game	Assist/Turnover ratio	Steals/game	Blocks/game
2	17.0	4.0	100.0	0.0	0.0	2.0	1.5	1.0	1.5	0.0	0.5

## At George Washington

Played in 68 games including 17 starts over three seasons at GW ... started 11 of 23 games as a sophomore, posting 3.0 points and 2.3 rebounds per game ... saw time in all 32 games with six starts, averaging 3.2 ppg, 2.2 rpg in 11.4 minutes per game as a junior in 2022-23 ... shot over 58 percent from the floor in final season with the Colonials.

## High School / Prep

Led Flint Hill High to an appearance in the state's Division I tournament while averaging 13 points and eight rebounds per game ... earned First Team Virginia All-State honors and was the Fairfax County Player of the Year.

## CAREER STATS

SEASON	TEAM	GP-GS	MIN/AVG	Field Goals		3-Point		F-Throws		Rebounds				Scoring						
				FG-FGA	FG%	3FG-3FGA	3FG%	FT-FTA	FT%	OFF	DEF	TOT	AVG	PF-FO	A	TO	BLK	STL	PTS	AVG
2020-21	GWU	13-0	119/9.2	9-21	.429	0-0	.000	4-12	.333	8	16	24	1.8	9-0	5	10	2	1	22	1.7
2021-22	GWU	23-11	274/11.9	28-55	.509	0-0	.000	12-23	.522	24	29	53	2.3	41-0	3	18	7	5	68	3.0
2022-23	GWU	32-6	361/11.3	43-74	.581	0-0	.000	17-32	.531	29	41	70	2.2	56-1	7	20	8	4	103	3.2
2023-24	SBU	2-0	34/17.0	4-4	1.000	0-0	.000	0-1	.000	2	2	4	2.0	5-0	3	2	1	0	8	4.0
<b>TOTAL FOR SBU</b>	<b>2-0</b>	<b>34/17.0</b>	<b>4-4</b>	<b>1.000</b>	<b>0-0</b>	<b>.000</b>	<b>0-1</b>	<b>.000</b>	<b>2</b>	<b>2</b>	<b>4</b>	<b>2.0</b>	<b>5-0</b>	<b>3</b>	<b>2</b>	<b>1</b>	<b>0</b>	<b>8</b>	<b>4.0</b>	
<b>TOTAL</b>	<b>70-17</b>	<b>788/11.3</b>	<b>84-154</b>	<b>.545</b>	<b>0-0</b>	<b>.000</b>	<b>33-68</b>	<b>.485</b>	<b>63</b>	<b>88</b>	<b>151</b>	<b>2.2</b>	<b>111-1</b>	<b>18</b>	<b>50</b>	<b>18</b>	<b>10</b>	<b>201</b>	<b>2.9</b>	

2021 ATLANTIC 10 CHAMPIONS



2022 NIT SEMIFINALISTS





# MELIAN MARTINEZ

# 21

R-Freshman | Center | 6-10 / 225  
Santo Domingo, D.R. | North Florida Educational Institute

## GAME-BY-GAME

### 2023-24 SEASON / CAREER HIGHS

#### MINUTES

Season  
Career

#### POINTS

Season  
Career

#### REBOUNDS

Season  
Career

#### FIELD GOALS

Season  
Career

#### 3-POINT FIELD GOALS

Season  
Career

#### FREE THROWS

Season  
Career

#### ASSISTS

Season  
Career

#### STEALS

Season  
Career

#### BLOCKS

Season  
Career

#### MISCELLANEOUS

2023-24 in Double Figures  
Career in Double Figures

### TOP 5 SCORING PERFORMANCES

#### As A Freshman (2022-23)

Redshirted season ... earned the university's Integrity Award for his embodiment of the values of being a Bonnie as part of the 2023 Doyno Awards.

#### High School / Prep

Played senior season at North Florida Educational Institute in Jacksonville ... helped to guide the program to a 24-8 record and a spot in the Florida High School Athletic Association Class 2A final four ... averaged 8.1 points and team-best 9.9 rebounds ... also blocked over four shots per game.

#### Personal

His father played professionally in affiliated ball, reaching the Triple-A level in the St. Louis Cardinals organization before also playing pro ball in Japan for a year. Melian spent time in Japan with his father then, though he was too young to remember those days.



# CHAD VENNING

# 32

R-Junior | F/C | 6-10 / 255

Brooklyn, N.Y. | Woodstock Academy (Morgan State)

## GAME-BY-GAME

Opponent	Date	GS	MIN	Total		3-Pointers		Free throws		Rebounds				PF		A		TO		BLK		STL		PTS		AVG
				FG	FGA	PCT	3FG	3FGA	PCT	FT	FTA	PCT	OFF	DEF	TOT	AVG	PF	A	TO	BLK	STL	PTS	AVG			
Longwood	11/06/2023	*	13:54	4-7	.571	0-1	.000	0-0	.000	1	4	5	5.0	4	0	0	3	0	8	8.0						
Canisius	11/11/2023	*	31:57	5-11	.455	0-0	.000	4-6	.667	0	5	5	5.0	3	0	0	4	1	14	11.0						
<b>Totals</b>			<b>2 45:51</b>	<b>9-18</b>	<b>.500</b>	<b>0-1</b>	<b>.000</b>	<b>4-6</b>	<b>.667</b>	<b>1</b>	<b>9</b>	<b>10</b>	<b>5.0</b>	<b>7</b>	<b>0</b>	<b>0</b>	<b>7</b>	<b>1</b>	<b>22</b>	<b>11.0</b>						

### CAREER HONORS

- 2023-24 A-10 Preseason Third Team
- Atlantic 10 Player of the Week (11/28/22)
- 2022 Gotham Classic MVP

### 2023-24 SEASON / CAREER HIGHS

#### MINUTES

Season 31 vs. Canisius (11/11/23)  
 Career 42 vs. GW (2/19/23)

#### POINTS

Season 14 vs. Canisius (11/11/23)  
 Career 23 at SLU (1/7/23)

#### REBOUNDS

Season 5, 2x.  
 Career 11 vs. Notre Dame (11/25/22)

#### FIELD GOALS

Season 5 vs. Canisius (11/11/23)  
 Career 10 at SLU (1/7/23)

#### 3-POINT FIELD GOALS

Season N/A  
 Career N/A

#### FREE THROWS

Season 4 vs. Canisius (11/11/23)  
 Career 9 vs. Bowling Green (11/19/22)

#### ASSISTS

Season  
 Career 2, 8x.

#### STEALS

Season  
 Career 4 at Fordham (2/15/23)

#### BLOCKS

Season 4 vs. Canisius (11/11/23)  
 Career 4, 4x.

#### MISCELLANEOUS

2023-24 in Double Figures 1  
 Career in Double Figures 32  
 Career Double-Doubles 2

### TOP 5 SCORING PERFORMANCES

1. 23 points at SLU (1/7/23)
2. 22 points vs. GW (2/19/23)
3. 21 points vs. So. Indiana (11/22/22)
4. 17 points vs. Dayton (2/4/23)
- 17 points at Richmond (2/1/23)

### Player Averages

Games Played	Minutes/game	Points/game	FG Pct	3FG Pct	FT Pct	Rebounds/game	Assists/game	Turnovers/game	Assist/Turnover ratio	Steals/game	Blocks/game
2	22.9	11.0	50.0	0.0	66.7	5.0	0.0	0.0	0.0	0.5	3.5

### As A Redshirt Sophomore

Played in all 32 games, starting 29 while averaging 12.7 points, 5.6 rebounds and 1.4 blocks in over 28 minutes per game ... scored in double figures 24 times during the year, tying for the team lead ... stood third in the Atlantic 10 for blocks (46) and second in field goal percentage (58.1%).

### At Morgan State

Venning played in 42 games over the past two seasons for Morgan State ... in 2021-22, he started the final nine games while posting 7.2 points and 3.0 rebounds per game ... totaled 27 blocks as a sophomore and shot nearly 51 percent from the floor ... made great strides from his freshman to sophomore seasons, adding nearly six points and two rebounds per game to his averages ... scored in double figures seven times for the Bears during '21-22, including a then-career-best 17 points at South Carolina State.

### CAREER STATS

SEASON	TEAM	GP-GS	MIN/AVG	Field Goals		3-Point		F-Throws		Rebounds				Scoring						
				FG-FGA	FG%	3FG-3FGA	3FG%	FT-FTA	FT%	OFF	DEF	TOT	AVG	PF-FO	A	TO	BLK	STL	PTS	AVG
2020-21	Morgan	16-0	75/4.7	11-20	.550	0-0	.000	4-9	.444	5	12	17	1.1	15-0	1	14	4	1	26	1.6
2021-22	Morgan	26-11	358/13.8	81-159	.509	0-0	.000	26-48	.542	28	50	78	3.0	50-1	10	35	27	6	188	7.2
2022-23	SBU	32-29	900/28.1	172-296	.581	0-1	.000	62-97	.639	67	113	180	5.6	111-10	23	59	46	16	406	12.7
2023-24	SBU	2-2	46/22.9	9-18	.500	0-1	.000	4-6	.667	1	9	10	5.0	7-0	0	0	7	1	22	11.0
<b>TOTAL FOR SBU</b>	<b>34-31</b>	<b>945/27.8</b>	<b>181-314</b>	<b>.576</b>	<b>0-2</b>	<b>.000</b>	<b>66-103</b>	<b>.641</b>	<b>68</b>	<b>122</b>	<b>190</b>	<b>5.6</b>	<b>118-10</b>	<b>23</b>	<b>59</b>	<b>53</b>	<b>17</b>	<b>428</b>	<b>12.6</b>	
<b>TOTAL</b>	<b>76-42</b>	<b>1379/18.1</b>	<b>273-493</b>	<b>.554</b>	<b>0-2</b>	<b>.000</b>	<b>96-160</b>	<b>.600</b>	<b>101</b>	<b>184</b>	<b>285</b>	<b>3.8</b>	<b>183-11</b>	<b>34</b>	<b>108</b>	<b>84</b>	<b>24</b>	<b>642</b>	<b>8.4</b>	

2021 ATLANTIC 10 CHAMPIONS



2022 NIT SEMIFINALISTS



# JACK DEROSE

# 15

Freshman | Guard | 6-0 / 175  
Olean, N.Y. | Olean

One of three walk-ons on the team, in his first season with the program.

### High School

Averaged 16 points per game at Olean High where he was a First Team league all-star as a junior and senior ... named to the Big 30 First Team ... career-high 41 points and a program record 12 3-pointers made in a single game ... helped OHS to 2022 sectional championship ... also played football, golf and ran cross country/track ... National Honor Society member.



# ANTHONY BELARDINELLI

# 23

Senior | Guard | 6-3 / 185  
Upper Saddle River, N.J. | N. Highlands Regional

One of three walk-ons on the team, in his second season with the program.

### High School

Posted 10.3 points, 7.4 rebounds and 5.2 assists per game ... also ran track ... both parents (Julie and Joseph) are St. Bonaventure alumni.

PRONUNCIATION: Bell-are-din-elli



# BROEK OSTROM

# 30

Sophomore | Guard | 6-2 / 185  
Holley, N.Y. | Holley

One of three walk-ons on the team, in his second season with the program.

### High School

Averaged over 27 points per game and also posted eight rebounds and five assists per contest at Holley High ... also played baseball, football and soccer.

## ST. BONAVENTURE SPECIALTY STATS

Opponent	In The Paint	Off Turnovers	2nd Chance	Fastbreak	Bench	Largest Lead	Ties	Lead Changes	Time Led
LONGWOOD	28 (-14)	16 (+6)	<b>8</b> (-15)	2 (-7)	<b>20 (+18)</b>	9	<b>11</b>	8	<b>21:49</b>
CANISIUS	<b>36 (+10)</b>	<b>22 (+7)</b>	6 (+1)	<b>13 (+5)</b>	5 (-13)	9	1	8	20:01

**BOLD** denotes season highs

## ST. BONAVENTURE START CHART

OPPONENT	1	2	3	4	5	RECORD
LONGWOOD	Adams-Woods	Banks III	Pride	Essamvous	Venning	1-0
CANISIUS	Adams-Woods	Banks III	Pride	Essamvous	Venning	1-1

## ST. BONAVENTURE TEAM HIGHS

POINTS	73	Longwood (11/06/2023)
	67	Canisius (11/11/2023)
FIELD GOALS MADE	27	Longwood (11/06/2023)
	23	Canisius (11/11/2023)
FIELD GOAL ATTEMPTS	59	Longwood (11/06/2023)
	57	Canisius (11/11/2023)
FIELD GOAL PERCENTAGE	.458 (27-59)	Longwood (11/06/2023)
	.404 (23-57)	Canisius (11/11/2023)
3 PT FG MADE	11	Longwood (11/06/2023)
	4	Canisius (11/11/2023)
3 PT FG ATTEMPTS	31	Longwood (11/06/2023)
	20	Canisius (11/11/2023)
3 PT FG PERCENTAGE	.355 (11-31)	Longwood (11/06/2023)
	.200 (4-20)	Canisius (11/11/2023)
FREE THROWS MADE	17	Canisius (11/11/2023)
	8	Longwood (11/06/2023)
FREE THROW ATTEMPTS	26	Canisius (11/11/2023)
	10	Longwood (11/06/2023)
FREE THROW PERCENTAGE	.800 (8-10)	Longwood (11/06/2023)
	.654 (17-26)	Canisius (11/11/2023)
REBOUNDS	35	Canisius (11/11/2023)
	29	Longwood (11/06/2023)
ASSISTS	17	Longwood (11/06/2023)
	7	Canisius (11/11/2023)
STEALS	9	Canisius (11/11/2023)
	3	Longwood (11/06/2023)
BLOCKED SHOTS	6	Longwood (11/06/2023)
	5	Canisius (11/11/2023)
TURNOVERS	11	Canisius (11/11/2023)
	10	Longwood (11/06/2023)
FOULS	18	Longwood (11/06/2023)
	13	Canisius (11/11/2023)

## ST. BONAVENTURE PLAYER HIGHS

POINTS	21	Charles Pride vs Longwood (11/06/2023)
	16	Charles Pride vs Canisius (11/11/2023)
	14	Chad Venning vs Canisius (11/11/2023)
	13	Mika Adams-Woods vs Canisius (11/11/2023)
	12	Daryl Banks III vs Canisius (11/11/2023)
	12	Asa Essamvov vs Longwood (11/06/2023)
	7	Charles Pride vs Longwood (11/06/2023)
FIELD GOALS MADE	6	Charles Pride vs Canisius (11/11/2023)
	6	Charles Pride vs Longwood (11/06/2023)
FIELD GOAL ATTEMPTS	12	Charles Pride vs Canisius (11/11/2023)
	12	Charles Pride vs Longwood (11/06/2023)
FIELD GOAL PERCENTAGE (min 5 made)	.625 (5-8)	Mika Adams-Woods vs Canisius (11/11/2023)
	.583 (7-12)	Charles Pride vs Longwood (11/06/2023)
3 PT FG MADE	5	Charles Pride vs Longwood (11/06/2023)
	3	Asa Essamvov vs Longwood (11/06/2023)
3 PT FG ATTEMPTS	8	Charles Pride vs Longwood (11/06/2023)
	7	Asa Essamvov vs Canisius (11/11/2023)
3 PT FG PERCENTAGE (min 2 made)	.625 (5-8)	Charles Pride vs Longwood (11/06/2023)
	.500 (3-6)	Asa Essamvov vs Longwood (11/06/2023)
FREE THROWS MADE	5	Daryl Banks III vs Canisius (11/11/2023)
	4	Chad Venning vs Canisius (11/11/2023)
FREE THROW ATTEMPTS	6	Chad Venning vs Canisius (11/11/2023)
	5	Daryl Banks III vs Canisius (11/11/2023)
FREE THROW PERCENTAGE (min 3 made)	1.000 (5-5)	Daryl Banks III vs Canisius (11/11/2023)
	.750 (3-4)	Charles Pride vs Canisius (11/11/2023)
REBOUNDS	9	Charles Pride vs Canisius (11/11/2023)
	7	Charles Pride vs Longwood (11/06/2023)
ASSISTS	4	Mika Adams-Woods vs Canisius (11/11/2023)
	4	Kyrell Luc vs Longwood (11/06/2023)
STEALS	2	Mika Adams-Woods vs Canisius (11/11/2023)
	2	Asa Essamvov vs Canisius (11/11/2023)
	2	Charles Pride vs Canisius (11/11/2023)
	2	Kyrell Luc vs Longwood (11/06/2023)
BLOCKED SHOTS	4	Chad Venning vs Canisius (11/11/2023)
	3	Chad Venning vs Longwood (11/06/2023)
TURNOVERS	4	Daryl Banks III vs Canisius (11/11/2023)
	3	Kyrell Luc vs Canisius (11/11/2023)
	3	Moses Flowers vs Longwood (11/06/2023)
FOULS	4	Charles Pride vs Canisius (11/11/2023)
	4	Noel Brown vs Longwood (11/06/2023)
	4	Chad Venning vs Longwood (11/06/2023)

## ST. BONAVENTURE TEAM LOWS

<b>POINTS</b>	67	Canisius (11/11/2023)
	73	Longwood (11/06/2023)
<b>FIELD GOALS MADE</b>	23	Canisius (11/11/2023)
	27	Longwood (11/06/2023)
<b>FIELD GOAL ATTEMPTS</b>	57	Canisius (11/11/2023)
	59	Longwood (11/06/2023)
<b>FIELD GOAL PERCENTAGE</b>	.404 (23-57)	Canisius (11/11/2023)
	.458 (27-59)	Longwood (11/06/2023)
<b>3 PT FG MADE</b>	4	Canisius (11/11/2023)
	11	Longwood (11/06/2023)
<b>3 PT FG ATTEMPTS</b>	20	Canisius (11/11/2023)
	31	Longwood (11/06/2023)
<b>3 PT FG PERCENTAGE</b>	.200 (4-20)	Canisius (11/11/2023)
	.355 (11-31)	Longwood (11/06/2023)
<b>FREE THROWS MADE</b>	8	Longwood (11/06/2023)
	17	Canisius (11/11/2023)
<b>FREE THROW ATTEMPTS</b>	10	Longwood (11/06/2023)
	26	Canisius (11/11/2023)
<b>FREE THROW PERCENTAGE</b>	.654 (17-26)	Canisius (11/11/2023)
	.800 (8-10)	Longwood (11/06/2023)
<b>REBOUNDS</b>	29	Longwood (11/06/2023)
	35	Canisius (11/11/2023)
<b>ASSISTS</b>	7	Canisius (11/11/2023)
	17	Longwood (11/06/2023)
<b>STEALS</b>	3	Longwood (11/06/2023)
	9	Canisius (11/11/2023)
<b>BLOCKED SHOTS</b>	5	Canisius (11/11/2023)
	6	Longwood (11/06/2023)
<b>TURNOVERS</b>	10	Longwood (11/06/2023)
	11	Canisius (11/11/2023)
<b>FOULS</b>	13	Canisius (11/11/2023)
	18	Longwood (11/06/2023)

## OPPONENT TEAM LOWS

<b>POINTS</b>	69	Longwood (11/06/2023)
	70	Canisius (11/11/2023)
<b>FIELD GOALS MADE</b>	24	Longwood (11/06/2023)
	27	Canisius (11/11/2023)
<b>FIELD GOAL ATTEMPTS</b>	54	Canisius (11/11/2023)
	61	Longwood (11/06/2023)
<b>FIELD GOAL PERCENTAGE</b>	.393 (24-61)	Longwood (11/06/2023)
	.500 (27-54)	Canisius (11/11/2023)
<b>3 PT FG MADE</b>	3	Longwood (11/06/2023)
	12	Canisius (11/11/2023)
<b>3 PT FG ATTEMPTS</b>	17	Longwood (11/06/2023)
	24	Canisius (11/11/2023)
<b>3 PT FG PERCENTAGE</b>	.176 (3-17)	Longwood (11/06/2023)
	.500 (12-24)	Canisius (11/11/2023)
<b>FREE THROWS MADE</b>	4	Canisius (11/11/2023)
	18	Longwood (11/06/2023)
<b>FREE THROW ATTEMPTS</b>	7	Canisius (11/11/2023)
	25	Longwood (11/06/2023)
<b>FREE THROW PERCENTAGE</b>	.571 (4-7)	Canisius (11/11/2023)
	.720 (18-25)	Longwood (11/06/2023)
<b>REBOUNDS</b>	29	Canisius (11/11/2023)
	45	Longwood (11/06/2023)
<b>ASSISTS</b>	8	Longwood (11/06/2023)
	16	Canisius (11/11/2023)
<b>STEALS</b>	4	Longwood (11/06/2023)
	5	Canisius (11/11/2023)
<b>BLOCKED SHOTS</b>	2	Longwood (11/06/2023)
	3	Canisius (11/11/2023)
<b>TURNOVERS</b>	13	Longwood (11/06/2023)
	19	Canisius (11/11/2023)
<b>FOULS</b>	14	Longwood (11/06/2023)
	19	Canisius (11/11/2023)

## ST. BONAVENTURE GAME-BY-GAME

Opponent	Date	Score	W/L	Total		3-Pointers		Free throws		Rebounds				Other Stats						
				FG-FGA	PCT	3FG-3FGA	PCT	FT-FTA	PCT	OFF	DEF	TOT	AVG	PF	A	TO	BLK	STL	PTS	AVG
Longwood	11/06/2023	73-69	W	27-59	.458	11-31	.355	8-10	.800	8	21	29	29.0	18	17	10	6	3	73	73.0
Canisius	11/11/2023	67-70	L	23-57	.404	4-20	.200	17-26	.654	13	22	35	32.0	13	7	11	5	9	67	70.0
<b>Total</b>		<b>140</b>		<b>50-116</b>	<b>.431</b>	<b>15-51</b>	<b>.294</b>	<b>25-36</b>	<b>.694</b>	<b>21</b>	<b>43</b>	<b>64</b>	<b>32.0</b>	<b>31</b>	<b>24</b>	<b>21</b>	<b>11</b>	<b>12</b>	<b>140</b>	<b>70.0</b>
Opponents		139		51-115	.443	15-41	.366	22-32	.688	26	48	74	37.0	33	24	32	5	9	139	69.5

### St. Bonaventure Averages

Games Played	Points/game	FG Pct	3FG Pct	FT Pct	Rebounds/game	Assists/game	Turnovers/game	Assist/Turnover ratio	Steals/game	Blocks/game
2	70.0	43.1	29.4	69.4	32.0	12.0	10.5	1.1	6.0	5.5

## OPPONENTS GAME-BY-GAME

Opponent	Date	Score	W/L	Total		3-Pointers		Free throws		Rebounds				Other Stats						
				FG-FGA	PCT	3FG-3FGA	PCT	FT-FTA	PCT	OFF	DEF	TOT	AVG	PF	A	TO	BLK	STL	PTS	AVG
Longwood	11/06/2023	73-69	W	24-61	.393	3-17	.176	18-25	.720	21	24	45	45.0	14	8	13	2	4	69	69.0
Canisius	11/11/2023	67-70	L	27-54	.500	12-24	.500	4-7	.571	5	24	29	37.0	19	16	19	3	5	70	69.5
<b>Total</b>		<b>139</b>		<b>51-115</b>	<b>.443</b>	<b>15-41</b>	<b>.366</b>	<b>22-32</b>	<b>.688</b>	<b>26</b>	<b>48</b>	<b>74</b>	<b>37.0</b>	<b>33</b>	<b>24</b>	<b>32</b>	<b>5</b>	<b>9</b>	<b>139</b>	<b>69.5</b>
St. Bonaventure		140		50-116	.431	15-51	.294	25-36	.694	21	43	64	32.0	31	24	21	11	12	140	70.0

### Opponents Averages

Games Played	Points/game	FG Pct	3FG Pct	FT Pct	Rebounds/game	Assists/game	Turnovers/game	Assist/Turnover ratio	Steals/game	Blocks/game
2	69.5	44.3	36.6	68.8	37.0	12.0	16.0	0.8	4.5	2.5

# Game 1: SBU 73, Longwood 69

# Game 2: Canisius 70, SBU 67

Longwood - 69 Record: 0-1

NO. Name	Min	FG M-A	3P M-A	FT M-A	Rebounds OR DR TOT	Fouls PF FD	TP	AS	TO	ST	Blocks BS BA	+/-
25 Michael Christmas	F 30:29	4-10	0-1	2-3	5 6 11	0 3	10	1	1	1	1 1	-2
35 Jesper Granlund	F 33:37	0-2	0-2	1 3 4	2 1 0	1 1	0	1	0	0	0 3	-3
12 Szymon Zapala	C 23:49	8-12	0-0	4-5	7 4 11	3 3	20	0	1	0	1 1	-4
1 Wajlyn Napper	G 37:27	5-19	0-6	4-4	1 2 3	2 2	14	4	3	0	0 2	-10
5 Johnathan Massie	G 29:48	7-12	3-4	6-9	0 3 3	0 6	23	0	4	2	0 2	-8
34 Elijah Tucker	10:07	0-1	0-0	0-0	2 0 2	4 2	0	1	0	0	0 1	-1
4 Emanuel Richards	15:36	0-3	0-2	0-0	1 1 2	1 0	0	1	0	0	0 0	-1
24 Jaylen Benard	13:15	0-2	0-0	0-0	0 3 3	1 0	0	0	2	1	0 0	3
7 Johan Nziemi	05:52	0-0	0-0	2-2	1 0 1	1 1	2	0	0	0	0 0	-2
Team					3 2 5	0	0	1				
Totals	24:61	3-17	18-25	21 24 45	14 18	69	8	13	4	2	6	-4

Shooting By Period

1st FG%	9-26	34.6%
3PT%	2-8	25.0%
FT%	10-12	83.3%
2nd FG%	15-35	42.9%
3PT%	1-9	11.1%
GM FG%	24-61	39.3%
3PT%	3-17	17.6%
FT%	18-25	72.0%

Dead Ball Rebounds: 2, 0

Canisius - 70 Record: 1-1

NO. Name	Min	FG M-A	3P M-A	FT M-A	Rebounds OR DR TOT	Fouls PF FD	TP	AS	TO	ST	Blocks BS BA	+/-
4 Youri Fritz	F 31:20	3-4	0-0	2-2	1 4 5	3 4	8	3	6	0	2 1	3
23 Frank Mitchell	F 21:13	5-6	0-0	1-1	1 9 10	4 1	11	4	1	0	0 1	15
5 Siem Uijtendaal	G 31:06	5-10	2-5	1-3	1 4 5	2 2	13	3	3	0	0 0	14
21 TJ Gadsden	G 22:40	4-8	3-5	0-1	0 4 4	4 3	11	0	2	1	0 0	5
44 Tahj Staveskie	G 35:26	3-11	3-6	0-0	0 0 0	1 2	9	6	3	1	0 1	-2
12 Bryce Okpoh	21:22	0-1	0-0	0-0	0 2 2	4 1	0	0	2	0	1 1	-9
0 Tre Dinkins	26:58	6-11	4-7	0-0	0 0 0	0 0	16	0	0	0	0 1	-8
3 Cam Palesse	03:50	1-1	0-0	0-0	0 0 0	1 0	2	0	0	0	0 0	0
2 TJ Porter	06:05	0-2	0-1	0-0	0 0 0	0 0	0	0	0	0	0 0	-3
Team					2 1 3	0	0	2				
Totals	27:54	12-24	4-7	5 24 29	19 13	70	16	19	5	3	5	3

Shooting By Period

1st FG%	12-26	46.2%
3PT%	6-14	42.9%
FT%	0-0	0%
2nd FG%	15-28	53.6%
3PT%	6-10	60.0%
FT%	4-7	57.1%
GM FG%	27-54	50.0%
3PT%	12-24	50.0%
FT%	4-7	57.1%

Dead Ball Rebounds: 3, 2

St. Bonaventure - 73 Record: 1-0

NO. Name	Min	FG M-A	3P M-A	FT M-A	Rebounds OR DR TOT	Fouls PF FD	TP	AS	TO	ST	Blocks BS BA	+/-
2 Assa Essamvov	F 25:31	4-7	3-6	1-2	2 3 5	3 1	12	1	0	1	1 0	4
32 Chad Venning	F 13:54	4-7	0-1	0-0	1 4 5	4 1	8	0	0	0	3 1	11
3 Mika Adams-Woods	G 20:18	3-9	1-5	1-2	0 0 0	0 3	8	3	1	0	0 1	-3
5 Daryl Banks III	G 25:41	1-8	0-5	2-2	0 2 2	2 1	4	3	1	0	0 0	-5
7 Charles Pride	G 36:43	7-12	5-8	2-2	2 5 7	1 3	21	2	1	0	1 0	6
20 Noel Brown	26:01	3-3	0-0	0-0	1 2 3	4 2	6	3	0	0	1 0	-6
0 Barry Evans	14:34	2-2	1-1	0-0	0 4 4	0 1	5	0	0	0	0 0	-1
1 Kyrell Luc	19:42	1-5	0-2	2-2	0 0 0	3 2	4	1	2	2	0 0	7
4 Moses Flowers	17:36	2-6	1-3	0-0	1 0 1	1 0	5	1	3	0	0 0	-7
Team					1 1 2	0	2					
Totals	27:59	11-31	8-10	8 21 29	18 14	73	17	10	3	6	2	4

Shooting By Period

1st FG%	15-33	45.5%
3PT%	3-15	20.0%
FT%	2-3	66.7%
2nd FG%	12-26	46.2%
3PT%	8-16	50.0%
FT%	6-7	85.7%
GM FG%	27-59	45.8%
3PT%	11-31	35.5%
FT%	8-10	80.0%

Dead Ball Rebounds: 2, 0

St. Bonaventure - 67 Record: 1-1

NO. Name	Min	FG M-A	3P M-A	FT M-A	Rebounds OR DR TOT	Fouls PF FD	TP	AS	TO	ST	Blocks BS BA	+/-
2 Assa Essamvov	F 30:29	2-10	1-7	2-4	1 3 4	2 2	7	0	0	2	0 1	6
32 Chad Venning	F 31:57	5-11	0-0	4-6	0 5 5	3 3	14	0	0	1	4 0	5
3 Mika Adams-Woods	G 27:21	5-8	1-2	2-4	2 2 4	0 3	13	4	1	2	0 1	2
5 Daryl Banks III	G 27:52	3-9	1-4	5-5	1 2 3	1 3	12	1	4	0	0 0	9
7 Charles Pride	G 40:00	6-12	1-4	3-4	4 5 9	4 3	16	0	0	2	0 1	-3
0 Barry Evans	09:31	0-0	0-0	0-0	0 0 0	0 0	0	0	1	1	0 0	-9
1 Kyrell Luc	12:39	1-2	0-1	1-1	0 3 3	1 2	3	2	3	0	1 0	-5
4 Moses Flowers	12:08	0-4	0-2	0-1	2 1 3	1 1	0	0	1	0	0 0	-12
20 Noel Brown	08:03	1-1	0-0	0-1	1 0 1	1 2	2	0	2	0	0 0	-8
Team					2 1 3	0	0					
Totals	23:57	4-20	17-26	13 22 35	13 19	67	7	11	9	5	3	-3

Shooting By Period

1st FG%	13-30	43.3%
3PT%	4-10	40.0%
FT%	7-9	77.8%
2nd FG%	10-27	37.0%
3PT%	0-10	0.0%
FT%	10-17	58.8%
GM FG%	23-57	40.4%
3PT%	4-20	20.0%
FT%	17-26	65.4%

Dead Ball Rebounds: 4, 0

Technical Fouls: NONE

	LON	SBU	Points from Turnovers	LON	SBU	Period by Period Scoring
			1st	2nd	TOT	
Biggest lead	6 (1st 12:47)	9 (2nd 12:01)	10	16	69	
Best Scoring Run	8 (1st 12:47)	7 (1st 1:08)	42	28	39	
Lead Changes	8		23	8	38	
Times Tied	11		9	2	73	
Time with Lead	10:40	21:49	2	20	35	

Technical Fouls: NONE

	CAN	SBU	Points from Turnovers	CAN	SBU	Period by Period Scoring
			1st	2nd	TOT	
Biggest lead	14 (2nd 12:56)	9 (1st 5:14)	15	22	67	
Best Scoring Run	17 (2nd 14:24)	10 (1st 5:14)	26	36	40	
Lead Changes	8		5	6	70	
Times Tied	1		8	13	37	
Time with Lead	18:59	20:01	18	5	30	





# ST. BONAVENTURE SEASON STATS

## Game Records

Record	Overall	Home	Away	Neutral
ALL GAMES	1-1	1-1	0-0	0-0
CONFERENCE	0-0	0-0	0-0	0-0
NON-CONFERENCE	1-1	1-1	0-0	0-0

## Score by Periods

Team	1st	2nd	OT	TOT
St. Bonaventure	72	68	0	140
Opponents	60	79	0	139

## Team Box Score

No.	Player				Total		3-Point		F-Throw		Rebounds											
		GP-GS	MIN	AVG	FG-FGA	FG%	3FG-3FGA	3FG%	FT-FTA	FT%	OFF	DEF	TOT	AVG	PF	DQ	A	TO	BLK	STL	PTS	AVG
7	PRIDE, Charles	2-2	76:43	38.4	13-24	.542	6-12	.500	5-6	.833	6	10	16	8.0	5	0	2	1	1	2	37	18.5
32	VENNING, Chad	2-2	45:51	22.9	9-18	.500	0-1	.000	4-6	.667	1	9	10	5.0	7	0	0	0	7	1	22	11.0
3	ADAMS-WOODS, Mika	2-2	47:39	23.8	8-17	.471	2-7	.286	3-6	.500	2	2	4	2.0	0	0	7	2	0	2	21	10.5
2	ESSAMVOUS, Assa	2-2	56:00	28.0	6-17	.353	4-13	.308	3-6	.500	3	6	9	4.5	5	0	1	0	1	3	19	9.5
5	BANKS III, Daryl	2-2	53:33	26.8	4-17	.235	1-9	.111	7-7	1.000	1	4	5	2.5	3	0	4	5	0	0	16	8.0
20	BROWN, Noel	2-0	34:04	17.0	4-4	1.000	0-0	.000	0-1	.000	2	2	4	2.0	5	0	3	2	1	0	8	4.0
1	LUC, Kyrell	2-0	32:21	16.2	2-7	.286	0-3	.000	3-3	1.000	0	3	3	1.5	4	0	6	5	1	2	7	3.5
0	EVANS, Barry	2-0	24:05	12.0	2-2	1.000	1-1	1.000	0-0	.000	0	4	4	2.0	0	0	0	1	0	1	5	2.5
4	FLOWERS, Moses	2-0	29:44	14.9	2-10	.200	1-5	.200	0-1	.000	3	1	4	2.0	2	0	1	3	0	1	5	2.5
Team											3	2	5				2					
<b>Total</b>		<b>2</b>	<b>400</b>		<b>50-116</b>	<b>.431</b>	<b>15-51</b>	<b>.294</b>	<b>25-36</b>	<b>.694</b>	<b>21</b>	<b>43</b>	<b>64</b>	<b>32.0</b>	<b>31</b>	<b>0</b>	<b>24</b>	<b>21</b>	<b>11</b>	<b>12</b>	<b>140</b>	<b>70.0</b>
<b>Opponents</b>		<b>2</b>	<b>400</b>		<b>51-115</b>	<b>.443</b>	<b>15-41</b>	<b>.366</b>	<b>22-32</b>	<b>.688</b>	<b>26</b>	<b>48</b>	<b>74</b>	<b>37.0</b>	<b>33</b>	<b>0</b>	<b>24</b>	<b>32</b>	<b>5</b>	<b>9</b>	<b>139</b>	<b>69.5</b>

## Team Statistics

	SBU	OPP
<b>Scoring</b>	<b>140</b>	<b>139</b>
Points per game	70.0	69.5
Scoring margin	+0.5	-
<b>Field goals-att</b>	<b>50-116</b>	<b>51-115</b>
Field goal pct	.431	.443
<b>3 point fg-att</b>	<b>15-51</b>	<b>15-41</b>
3-point FG pct	.294	.366
3-pt FG made per game	7.5	7.5
<b>Free throws-att</b>	<b>25-36</b>	<b>22-32</b>
Free throw pct	.694	.688
F-Throws made per game	12.5	11.0
<b>Rebounds</b>	<b>64</b>	<b>74</b>
Rebounds per game	32.0	37.0
Rebounding margin	-5.0	-
<b>Assists</b>	<b>24</b>	<b>24</b>
Assists per game	12.0	12.0
<b>Turnovers</b>	<b>21</b>	<b>32</b>
Turnovers per game	10.5	16.0
Turnover margin	+5.5	-
Assist/turnover ratio	1.1	0.8
<b>Steals</b>	<b>12</b>	<b>9</b>
Steals per game	6.0	4.5
<b>Blocks</b>	<b>11</b>	<b>5</b>
Blocks per game	5.5	2.5
<b>Winning streak</b>	<b>0</b>	<b>-</b>
Home win streak	0	-
<b>Attendance</b>	<b>8427</b>	<b>0</b>
Home games-Avg/Game	2-4214	0-0
Neutral site-Avg/Game	-	0-0

## Team Results

Date	Opponent		Score	Att.
11/06/2023	Longwood	W	73-69	3577
11/11/2023	Canisius	L	67-70	4850




# TV & RADIO SPEED CHART



**0**  
**BARRY EVANS**  
SOPHOMORE - F - 6-8  
BALTIMORE, MD



**1**  
**KYRELL LUC**  
JUNIOR - G - 5-11  
DORCHESTER, MASS.



**2**  
**ASSA ESSAMVOUS**  
SOPHOMORE - F - 6-7  
LIBREVILLE, GABON




**3**  
**MIKA ADAMS-WOODS**  
GRADUATE - G - 6-3  
SYRACUSE, N.Y.



**4**  
**MOSES FLOWERS**  
R-SENIOR - G - 6-3  
DORCHESTER, MASS.



**5**  
**DARYL BANKS III**  
R-SENIOR - G - 6-3  
SOMERSET, N.J.



**7**  
**CHARLES PRIDE**  
GRADUATE - G - 6-4  
SYRACUSE, N.Y.



**15**  
**MILES ROSE**  
FRESHMAN - G - 6-4  
ROCHESTER, N.Y.



**11**  
**DUANE THOMPSON**  
FRESHMAN - F - 6-8  
BOSTON, MASS.



**15**  
**JACK DEROSE**  
FRESHMAN - G - 6-0  
OLEAN, N.Y.




**20**  
**NOEL BROWN**  
R-JUNIOR - C - 6-11  
LEESBURG, VA



**21**  
**MELIAN MARTINEZ**  
R-FRESHMAN - F/C - 6-10  
SANTO DOMINGO, D.R.



**23**  
**ANTHONY BELARDINELLI**  
SENIOR - G - 6-3  
UPPER SADDLE RIVER, N.J.



**30**  
**BROEK OSTROM**  
SOPHOMORE - G - 6-2  
HOLLEY, N.Y.



**32**  
**CHAD VENNING**  
R-JUNIOR - F - 6-10  
BROOKLYN, N.Y.

### COACHING STAFF

Head Coach: Mark Schmidt (16th season)  
Associate Head Coach: Sean Neal (5th season)  
Assistant Coach: Sean Neal (6th season)  
Assistant Coach: Chris Lowe (3rd season)  
Assistant Coach: Dana Valentine (1st season)  
Director of Operations: Matt Pappano (16th season)

### PRONUNCIATION GUIDE

Luc: Luke  
Assa Essamvous: Ah-sa E-sahm-voos  
Broek: Brock  
Belardinelli: Bell-are-din-elli