

7 CONSECUTIVE BOWL GAMES » 2 ACC CHAMPIONSHIPS » 4 ACC PLAYER OF THE YEAR WINNERS » 30 ALL- AMERICANS » 144 NFL DRAFT PICKS

GAME 11

WAKE FOREST DEMON DEACONS

4-6 | 1-6 ACC

VS

NOTRE DAME FIGHTING IRISH

7-3 INDEPENDENT

Head Coach: Dave Clawson
Record at Wake Forest: 63-59 (.516) / 10th year
Career Record: 153-139 / 24th year
Last Game: L, 6-26 vs. NC State (Nov. 11, 2023)

Head Coach: Marcus Freeman
Record at Notre Dame: 16-8 (.667) / 2nd year
Career Record: 16-8 / 2nd year
Last Game: L, 23-31 at Clemson (Nov. 4, 2023)

NOVEMBER 18, 2023 // 3:30 PM // NBC // NOTRE DAME STADIUM // NOTRE DAME, IND.

QUICK COMPARISON (Stats)

| | | | |
|----------------|-------------------------|--------|-------|
| 20.5 (110/13) | Points/Game | (16/1) | 36.8 |
| 24.4 (53/9) | Points Allowed/Game | (11/1) | 16.9 |
| 131.0 (93/12) | Rush Yards/Game | (56/2) | 166.0 |
| 147.3 (62/7) | Rush Yards Allowed/Game | (37/1) | 126.8 |
| 200.7 (94/10) | Pass Yards/Game | (46/1) | 252.0 |
| 224.9 (61/10) | Pass Yards Allowed/Game | (3/1) | 153.6 |
| 331.7 (101/12) | Total Offense/Game | (44/1) | 418.0 |
| 372.2 (63/9) | Total Defense/Game | (7/1) | 280.4 |

(2023 National Ranking/Conference Ranking) as of Nov. 11, 2023



#20
CFP Poll



KEY STORYLINES

PACE AND SPACE OFFENSE

- Over 2021-22, Wake Forest was one of just nine teams in the country to score over 1,000 points combined.
 - Wake Forest is the only program in the ACC to average at least 30.0 per game in each of the last six seasons, the fourth longest streak in ACC history:
 - 12 - Florida State (1992-03)
 - 10 - Clemson (2011-20)
 - 8 - Florida State (2008-16)
 - 6 - Wake Forest (2017-22)
- Since the start of the 2017 season, Wake Forest's 196 touchdown passes are the most of any school in the ACC and that total is 11th nationally during that span. Additionally during that span, the Deacs 357 total touchdowns are the third-most in the ACC and 21st nationally.
 - North Carolina (191) and Clemson (180) trail the Deacs in passing touchdowns during that span entering the 2023 season.
 - The Tigers enter the week with 444 total touchdowns and the Tar Heels rank second with 363.
 - Wake Forest's 93 touchdown passes from 2021-23 ranks sixth nationally in that time period and is seven more than any other ACC team (North Carolina, 86).

OWNING NON-CONFERENCE

- The win over ODU clinched Wake Forest's 12th-straight non-conference victory. That tally ranks second in the country, only trailing Georgia (21).

| Team | Wins |
|-------------|------|
| Georgia | 21 |
| Wake Forest | 12 |
| Maryland | 11 |

SUSTAINED SUCCESS

- Under the leadership of head coach **Dave Clawson**, Wake Forest has not only had historic success as a program.
- The Demon Deacons own the second-longest bowl streak in the ACC which also is tied for the 11th longest streak in the nation:
 - Clemson - 18 years
 - Wake Forest - 7 years
 - North Carolina - 4 years
 - NC State - 3 years
 - Louisville - 2 years
 - Pitt - 2 years
- Since the start of the 2016 season, the Deacs have the second-most wins in the ACC not counting the COVID-shortened 2020 season:
 - Clemson -- 82

- T2. Wake Forest -- 53**
 - T2. NC State- 53
 - T4. Pitt - 50
 - T4. Miami- 50
- Wake Forest's run of 37 wins from 2018-22 ranks as the second-most in a single five-year period in program history:
 - 38 Wins (2017-21)
 - 37 Wins (2018-22)
- The current five-year period of 2019-23 is fifth in program history with 35 wins.

WINNING THE THIRD PHASE

- During the **Dave Clawson** era, Wake Forest has been the best team in the nation at converting field goals, connecting on 174-of-211 field goal attempts in the last 10 years (82.5 pct.) with the next closest being Utah at 81.1 percent. That margin has been even highest over the last five seasons since the start of the 2018 season:

| Rk. Team | FGM | FGA | FG PCT |
|----------------|-----|-----|--------|
| 1. Wake Forest | 106 | 122 | 86.9 |
| 2. UNLV | 77 | 90 | 85.6 |
| 3. Miami (OH) | 91 | 109 | 83.5 |
| 4. NC State | 110 | 133 | 82.7 |
| 5. Ohio State | 81 | 98 | 82.7 |

- This season, **Matthew Dennis** is tied for 30th in the nation with 1.40 field goals made per game and tied for 30th with 14 field goals made while also having a 73.7 FG pct.
- With the help of punter **Ivan Mora**, the Demon Deacons have been elite this season in punt coverage, ranking 24th nationally with 4.14 yards allowed on opponent attempts this season. His 20 punts inside of the 20 ranks 14th nationally going into week 11.

JD LIVING IN BACKFIELDS

- Jasheen Davis** has now recorded at least 0.5 tackles-for-loss in the 18 of his last 19 games.
- Over his last 15 games dating back to last season, Davis has collected 27.5 tackles for loss and 12.5 sacks.
- With 7.5 sacks through eight games in 2023, Davis has now tallied 20.0 sacks in his career and that ranks fifth in program history:

| Wake Forest Career Sacks | |
|---------------------------------|------|
| 1. Mike McCrary (1989-92) | 30.0 |
| 2. Calvin Pace (1999-02) | 29.0 |
| 3. Duke Ejirofor (2014-17) | 23.5 |
| 4. Carlos Basham, Jr. (2017-20) | 20.5 |
| 5. Jasheen Davis (2020-Present) | 20.0 |

ON THE AIR

TV: NBC

Play-by-Play: Jac Collinsworth
Analyst: Jason Garrett
Reporter: Lewis Johnson

RADIO: Wake Forest Radio Network

Local: WBRF-FM 98.1 | WPOL 1340 AM | WPOL 103.5 FM
SiriusXM: 111/203
Internet: 966

Web: GoDeacs.com
Play-by-Play: Stan Cotten
Analyst: Lary Sorensen
Sideline: Dave Goren

SOCIAL MEDIA

Twitter: @WakeFB
Instagram: wakefootball
Facebook: Wake Forest Football

BY THE NUMBERS

2

The Demon Deacons seven-consecutive bowl game appearances rank third in the ACC just trailing Clemson in the conference.

53

Not counting the 2020 COVID season, the Deacs have the second-most overall wins in the ACC since 2016, trailing just Clemson.

27.5

Dating back to last season, **Jasheen Davis** has recorded 27.5 tackles for loss in the last 15 games and 12.5 tackles for loss. He has at least 0.5 tackles for loss in every game this season and in 18 of the last 19 games.

93

Wake Forest's 93 passing touchdowns since the start of the 2021 season ranks sixth nationally and leads the ACC.

48


The Deacs 48 All-ACC honors over the last four seasons rank second in the ACC Atlantic, trailing just Clemson. Additionally, the 48 honors is tied for the third most overall in the ACC since the 2019 season.

2023 SCHEDULE & RESULTS

| | | | | | | | | | | | | |
|---------------------------------------|--|--|--|--|---|---------------------------------------|---|---|--|---|-------------------------------------|---|
| ELON AUG. 31 / 7:00 PM W, 37-17 | VANDERBILT SEPT. 9 / 11:00 AM W, 36-20 | at OLD DOMINION SEPT. 16 / NOON W, 27-24 | GEORGIA TECH SEPT. 23 / 6:30 PM L, 30-16 | at CLEMSON OCT. 7 / 3:30 PM L, 17-12 | at VIRGINIA TECH OCT. 14 / 3:30 PM L, 30-13 | PITT OCT. 21 / 3:30 PM W, 21-17 | FLORIDA ST. OCT. 28 / NOON L, 41-16 | at DUKE NOV. 2 / 7:30 PM L, 24-21 | NC STATE NOV. 11 / 3:00 PM L, 6-26 | at NOTRE DAME NOV. 18 / 3:30 PM NBC | at SYRACUSE NOV. 25 / TBD TBD | ACC CHAMPIONSHIP DEC. 2 / 8:00 PM ABC |
|---------------------------------------|--|--|--|--|---|---------------------------------------|---|---|--|---|-------------------------------------|---|

THIS WEEK'S OPPONENT

NOTRE DAME



2023 NOTRE DAME LEADERS

| RUSHING | G | Att. | Yds. | Avg. | TD | Yds/G |
|----------------|----|------|------|------|----|-------|
| Audric Estime | 10 | 163 | 988 | 6.1 | 13 | 98.8 |
| Jeremiyah Love | 10 | 45 | 284 | 6.3 | 1 | 28.4 |
| Jadarian Price | 10 | 28 | 140 | 5.0 | 2 | 14.0 |

| PASSING | G | Cmp-Att. | Pct. | Yds. | TD-INT | Yds/G |
|--------------|----|----------|------|------|--------|-------|
| Sam Hartman | 10 | 162-258 | 62.8 | 2272 | 18-7 | 227.2 |
| Steve Angeli | 5 | 16-21 | 76.2 | 236 | 3-0 | 47.2 |

| RECEIVING | G | No. | Yds. | Avg. | TD | Yds/G |
|-----------------|----|-----|------|------|----|-------|
| Mitchell Evans | 8 | 29 | 422 | 14.6 | 1 | 52.8 |
| Chris Tyree | 10 | 23 | 446 | 19.4 | 3 | 44.6 |
| Rico Flores Jr. | 10 | 18 | 285 | 15.8 | 1 | 28.5 |

| DEFENSE | G | Solo | Asst | Total | TFL-Yds | FF |
|------------------|----|------|------|-------|---------|----|
| JD Bertrand | 9 | 33 | 30 | 63 | 5.5-23 | 0 |
| Howard Cross III | 10 | 24 | 30 | 54 | 5.5-11 | 2 |
| Jack Kiser | 10 | 36 | 16 | 52 | 1-12 | 1 |

2023 SCHEDULE

| Date | Opponent | Time/Result |
|-----------------|-------------------------|------------------|
| Aug. 26 | vs. Navy [^] | W, 42-3 |
| Sept. 2 | Tennessee State | W, 56-3 |
| Sept. 9 | at NC State | W, 45-24 |
| Sept. 16 | Central Michigan | W, 41-17 |
| Sept. 23 | No. 6 Ohio State | L, 14-17 |
| Sept. 30 | at No. 17 Duke | W, 21-14 |
| Oct. 7 | at No. 25 Louisville | L, 20-33 |
| Oct. 14 | No. 10 USC | W, 48-20 |
| Oct. 28 | Pitt | W, 58-7 |
| Nov. 4 | at Clemson | L, 23-31 |
| Nov. 18 | Wake Forest | 3:30 p.m. |
| Nov. 25 | at Stanford | TBA |

[^]Aviva Stadium (Dublin, Ireland)

-All Times Eastern-

-Home Games in **Bold**-

SERIES HISTORY VS. NOTRE DAME

6TH MEETING

WAKE FOREST TRAILS, 0-2

at Wake Forest: 0-2

at Notre Dame: 0-3

Biggest Win: N/A

Biggest Loss: 0-38 (11/17/2012)

Longest Winning Streak: N/A

Longest Losing Streak: 5 (2011-Pres.)

Current Streak: ND, 5 (2012-Pres.)

NOTING THE IRISH

- Notre Dame is coming off a bye week following a 31-23 loss on the road to Clemson on Nov. 4.
- In the loss, junior safety Xavier Watts hauled in his fifth interception in three games and leads the nation with seven overall.
- As a team, Notre Dame has intercepted a total of 14 passes this season, good for fourth-most in the nation. Additionally, 153.6 passing yards allowed per game is the third-fewest in the nation, trailing only Michigan (141.3).
- The Irish have recorded four defensive touchdowns this season, tied for the most in the nation.
- The Notre Dame defense is allowing opponents to score on just 67.9% of red zone trips, the fifth-fewest in the nation.
- The Irish are 16th in scoring offense (36.8) and 11th in scoring defense (16.9) in the nation.
- On offense, the Irish are led by running back Audric Estime, who has rushed for 988 yards (17th in the nation) and 13 touchdowns (seventh in the nation) on 6.06 yards per-carry.
- Estime is just 12 yards away from becoming the 13th Notre Dame player to rush for 1,000 yards in a season. Additionally, he is 32 yards away from becoming the 19th player in program history to rush for 2,000 yards in a career.
- In the air this season, quarterback Sam Hartman has thrown for 2,272 yards and 18 touchdowns with a 62.8 completion percentage.

- Hartman, a former Wake Forest player, became the sixth FBS player in history to throw for over 15,000 yards in a career in the victory over Pitt.
- With his six tackles against Clemson, linebacker JD Bertrand became the 22nd player in Notre Dame history to reach 250 career tackles.
- Wide receiver Chris Tyree is the first Notre Dame player since Julius Jones (1999, 2001-03) to score on a punt return, kick return, rushing attempt and reception in a career.

SERIES INFO

- Wake Forest trails the all-time series with Notre Dame, 0-5, dating back to the first meeting in 2011, where the two teams battled in a 17-24 Notre Dame victory in Winston-Salem.
- The last time the two schools met was in 2018, where the Irish earned a 56-27 road victory.
- This is the first meeting in South Bend since the 2017 shootout which saw Notre Dame claim a 48-37 victory.
- This is the fourth time Dave Clawson will be taking on the Irish and third time in South Bend.

CROSSING PATHS

- Notre Dame has five players from the state of North Carolina in its roster.
 - Sam Hartman, QB (Charlotte)
 - Bryce McFerson, P (Indian Trail)
 - Davis Sherwood, TE (Greensboro)
 - Sam Pedleton, OL (Lawsonville)
 - Sullivan Absher, OL (Belmont)
- Notre Dame quarterback Sam Hartman spent the previous five seasons with Wake Forest.









2023 STATS COMPARISON

| CATEGORY | WF | ND |
|---------------------------|-------------|-------------|
| Record | 4-6 | 7-3 |
| Conf. Record | 1-6 | N/A |
| Points Scored | 205 | 368 |
| Total Offense | 3317 | 4180 |
| Rushing Offense | 1310 | 1660 |
| Passing Offense | 2007 | 2520 |
| Points Allowed | 246 | 169 |
| Total Defense | 3722 | 2804 |
| Rushing Defense | 1473 | 1268 |
| Passing Defense | 2249 | 1536 |
| Kickoff Ret. Avg. | 23.7 | 26.2 |
| Punt Ret. Avg. | 7.6 | 11.9 |
| Net Punting | 40.1 | 38.1 |
| Time of Possession/Game | 29:16 | 30:13 |
| 3rd Down Conversions | 46-138, 33% | 45-113, 40% |
| Opp. 3rd Down Conversions | 53-147, 36% | 52-144, 36% |
| 4th Down Conversions | 6-14, 43% | 7-13, 54% |
| Fumbles Recovered | 7 | 6 |
| Passes Intercepted | 7 | 14 |
| Fumbles Lost | 10 | 5 |
| Interceptions Thrown | 10 | 7 |
| Turnovers Gained | 14 | 20 |
| Turnovers Lost | 20 | 12 |
| Passing Efficiency | 126.4 | 157.9 |
| Pass Efficiency Defense | 134.1 | 95.8 |
| Penalties | 41 | 58 |
| Yards Penalized | 386 | 524 |
| Sacks | 23 | 20 |
| Tackles For Loss | 64 | 52 |
| First Downs | 203 | 198 |
| First Downs Allowed | 175 | 164 |
| Red Zone Offense | 29-36, 81% | 33-37, 89% |
| Red Zone Defense | 23-31, 74% | 19-28, 68% |

NOTRE DAME COACHING STAFF

| | |
|-------------------|-----------------------------------|
| Marcus Freeman | Head Coach |
| Al Golden | Defensive Coordinator/Linebackers |
| Gerad Parker | Offensive Coordinator/Tight Ends |
| Marty Biagi | Special Teams Coordinator |
| Gino Guidugli | Quarterbacks |
| Deland McCullough | Running Backs |
| Mike Mickens | Cornerbacks |
| Chris O'Leary | Defensive Backs |
| Joe Rudolph | Offensive Line |
| Chansi Stuckey | Wide Receivers |
| Al Washington | Defensive Line |

2023 SCHEDULE & RESULTS

| Date | Opponent | Location | TV | Time | Series/Result | Notable |
|----------|---|--|--------|-----------|---------------|---|
| Aug. 31 |  ELON Phoenix (5-5) | Winston-Salem, N.C. Allegacy Stadium | ACCN | 7:00 p.m. | W, 37-17 | Dating back to 2000, Wake Forest has won its last 18 games against FCS opponents. |
| Sept. 9 |  VANDERBILT Commodores (2-9) | Winston-Salem, N.C. Allegacy Stadium | ACCN | 11 a.m. | W, 36-20 | Dave Clawson is a perfect 4-0 against SEC opponents at Wake Forest including 2-0 in 2022. |
| Sept. 16 |  at OLD DOMINION Monarchs (4-6) | Norfolk, Va. S.B. Ballard Stadium | ESPN2 | Noon | W, 27-24 | Wake Forest has now won its last seven games against Virginia schools. |
| Sept. 23 |  GEORGIA TECH Yellowjackets (5-5) | Winston-Salem, N.C. Allegacy Stadium | The CW | 6:30 p.m. | L, 16-30 | Junior running back Justice Ellison had a career-high 137 rushing yards. |
| Oct. 7 |  at CLEMSON Tigers (6-4) | Clemson, S.C. Memorial Stadium | ACCN | 3:30 p.m. | L, 12-17 | Jahmal Banks hauled in eight catches for 55 yards in the contest. |
| Oct. 14 |  at VIRGINIA TECH Hokies (5-5) | Blacksburg, Va. Lane Stadium | ACCN | 3:30 p.m. | L, 13-30 | Demond Claiborne recorded his first-career kick return touchdown. |
| Oct. 21 |  PITT Panthers (2-8) | Winston-Salem, N.C. Allegacy Stadium | ACCN | 3:30 p.m. | W, 21-17 | This marked the first win over the Panthers for the Deacs in program history. |
| Oct. 28 |  No. 4 FLORIDA STATE Seminoles (9-0) | Winston-Salem, N.C. Allegacy Stadium | ABC | NOON | L, 16-41 | Jasheen Davis continued his strong season with 2.5 TFL's for 17 yards against the Noles. |
| Nov. 2 |  at DUKE Blue Devils (6-4) | Durham, N.C. Brooks Field at Wallace Wade Stadium | ESPN | 7 P.M. | L, 21-24 | Ke'Shawn Williams hauled in a career-high seven catches for 90 yards. |
| Nov. 11 |  NC STATE Wolfpack (7-3) | Winston-Salem, N.C. Truist Field | The CW | 2 p.m. | L, 6-26 | Freshman Deuce Alexander recorded his first career catch and touchdown. |
| Nov. 18 |  No. 22 NOTRE DAME Fighting Irish (7-3) | Notre Dame, Ind. Notre Dame Stadium | NBC | 3:30 p.m. | 0-5 | This is the first meeting between the two teams in South Bend since 2017. |
| Nov. 25 |  at SYRACUSE Orange (5-5) | Syracuse, N.Y. JMA Wireless Dome | TBD | TBD | 6-6 | The Deacs have won the last three games in the series including the last two on the road. |
| Dec. 2 |  ACC CHAMPIONSHIP | Charlotte, N.C. Bank of America Stadium | TBD | TBD | 1-1 | Wake Forest last made the ACC Championship in 2021 en route to winning 11 games. |

DEACS IN THE 2023 STATS RANKINGS

TEAM (FBS & ACC)

| Category | FBS | ACC | Value |
|--------------------------------|-----|-----|-------|
| Rushing Offense Per Game | 93 | 12 | 131.0 |
| Passing Offense Per Game | 94 | 10 | 200.7 |
| Passing Efficiency | 86 | 10 | 126.4 |
| Total Offense Per Game | 101 | 12 | 331.7 |
| Scoring Offense Per Game | 110 | 13 | 20.5 |
| Rushing Defense Per Game | 62 | 7 | 147.3 |
| Passing Yards Allowed Per Game | 61 | 10 | 224.9 |
| Pass Efficiency Defense | 73 | 11 | 134.1 |
| Total Defense Per Game | 63 | 9 | 372.2 |
| Scoring Defense Per Game | 53 | 9 | 24.4 |
| Net Punting | 50 | 7 | 39.4 |
| Punt Return Average | 78 | 10 | 7.6 |
| Kickoff Return Average | 21 | 3 | 23.7 |
| Turnover Margin Per Game | 110 | 12 | -0.6 |
| Sacks Per Game | 49 | 9 | 2.3 |
| Sacks Allowed Per Game | 128 | 14 | 4.3 |
| Tackles for Loss Per Game | 31 | 6 | 6.4 |

INDIVIDUAL (TOP 50 FBS)

| Category | Name | Rk | Value |
|------------------------------|------------------|------|-------|
| Field Goals Per Game | Matthew Dennis | 30 | 1.4 |
| Fumbles Recovered | Jasheen Davis | T-12 | 2 |
| | Chelen Garnes | T-12 | 2 |
| Interceptions Per Game | DaShawn Jones | T-38 | 0.3 |
| Kickoff Return TDs | Demond Claiborne | T-3 | 1 |
| Passing Yards Per Completion | Mitch Griffis | 40 | 12.5 |
| Punt Return Average | Taylor Morin | 29 | 8.1 |
| Sacks Per Game | Jasheen Davis | 18 | 0.75 |
| | Jacob Roberts | 45 | 0.60 |
| Tackles For Loss Per Game | Jasheen Davis | 11 | 1.4 |
| Total Interceptions | DaShawn Jones | T-31 | 3 |

INDIVIDUAL (TOP 10 ACC)

| Category | Name | Rk | Value |
|--------------------------|------------------|-----|-------|
| All Purpose Yards/Game | Demond Claiborne | 50 | 90.5 |
| Combined Return Yards | Demond Claiborne | 6 | 284 |
| Completion Percentage | Mitch Griffis | 8 | 59.9 |
| Completions Per Game | Mitch Griffis | 8 | 13.78 |
| Field Goal Percentage | Matthew Dennis | 8 | .737 |
| Field Goals Per Game | Matthew Dennis | 4 | 1.4 |
| Fumbles Recovered | Jasheen Davis | T-2 | 2 |
| | Chelen Garnes | T-2 | 2 |
| Interceptions Per Game | DaShawn Jones | T-5 | 0.3 |
| Kickoff Return TDs | Demond Claiborne | T-1 | 1 |
| Pass Efficiency | Mitch Griffis | 8 | 130.5 |
| Passing TDs | Mitch Griffis | 9 | 9 |
| Passing Yards/Game | Mitch Griffis | 8 | 172.6 |
| Passing Yards/Completion | Mitch Griffis | 5 | 12.5 |
| Punt Return Average | Taylor Morin | 4 | 8.1 |
| Net Punting | Ivan Mora | 10 | 41.2 |
| Receptions Per Game | Jahmal Banks | 6 | 4.7 |
| Rush Yards Per Carry | Justice Ellison | 10 | 4.8 |
| Sacks Per Game | Jasheen Davis | 4 | 0.75 |
| | Jacob Roberts | 8 | 0.60 |
| Tackles For Loss | Jasheen Davis | 2 | 1.4 |
| Total Interceptions | DaShawn Jones | T-5 | 3 |
| Total Offense | Mitch Griffis | 10 | 186.8 |
| Yards Per Pass Attempt | Mitch Griffis | 7 | 7.5 |
| Yards Per Reception | Taylor Morin | 10 | 14.3 |

2023 HONORS & AWARDS

CAELEN CARSON • DB • JR

- PFF Preseason Second Team All-ACC (Defensive Back)
- Athlon Preseason Fourth Team All-ACC (Defensive Back)
- Senior Bowl Watch List (Aug. 23)

DEMOND CLAIBORNE • RB • SO

- ACC Running Back of the Week (Sept. 16)

JASHEEN DAVIS • DL • JR

- Shrine Bowl Defensive Breakout Player of the Week (Sept. 11)
- Athlon Preseason Second Team All-ACC (Defensive Line)
- Phil Steele Preseason Third Team All-ACC (Defensive Line)
- Phil Steele Preseason Fourth Team All-ACC (Defensive Line)
- Senior Bowl Watch List (Aug. 23)

MATTHEW DENNIS • K • R-SO

- ACC Specialist of the Week (Sept. 16)

JUSTICE ELLISON • RB • JR

- Doak Walker Award Watch List (Aug. 9)
- Athlon Preseason Third Team All-ACC (Running Back)
- Phil Steele Preseason Third Team All-ACC (Running Back)
- Lindy's Preseason Third Team All-ACC (Running Back)
- Senior Bowl Watch List (Aug. 23)

DONAVON GREENE • WR • R-JR

- Maxwell Award Watch List (July 31)
- Phil Steele Preseason First Team All-ACC (Wide Receiver)
- Athlon Preseason Second Team All-ACC (Wide Receiver)
- Senior Bowl Watch List (Aug. 23)

MITCH GRIFFIS • QB • R-SO

- Unitas Golden Arm Watch List (August 23)

JAYLEN HUDSON • DL • R-JR

- Wuerffel Watch List (August 3)

MICHAEL JURGENS • OL • R-SR

- Lombardi Watch List (August 15)
- Campbell Trophy Semifinalist (Sept. 26)
- Athlon Preseason Second Team All-ACC (Offensive Line)
- Phil Steele Preseason Third Team All-ACC (Offensive Line)
- Lindy's Preseason Third Team All-ACC (Offensive Line)
- Senior Bowl Watch List (Aug. 23)

IVAN MORA • P • R-JR

- PFF Second Team All-ACC (Punter)
- Ray Guy Award Watch List (Aug. 2)

TAYLOR MORIN • WR • R-JR

- Athlon Preseason Third Team All-ACC (Wide Receiver)
- Athlon Preseason Fourth Team All-ACC (Punt Returner)
- Senior Bowl Watch List (Aug. 23)

MALIK MUSTAPHA • DB • JR

- Phil Steele Preseason Third Team All-ACC (Defensive Back)
- Athlon Preseason Fourth Team All-ACC (Defensive Back)
- Bruce Feldman's Freak List - No. 59 (Aug. 15)
- Senior Bowl Watch List (Aug. 23)

JACOB ROBERTS • LB • SR

- Walter Camp National FBS Players of Week (Sept. 17)
- CFB Hall of Fame National Player of the Month nominee (September)

JACOB ZUHR • LS • JR

- Phil Steele Preseason Fourth Team All-ACC (Long Snapper)

DEGREES IN HAND

- 12 players on Wake Forest's roster have already received their undergraduate degree prior to the 2023 season.

Wake Forest graduates:

- Spencer Clapp (R-Sr. | OL)
- DeVonte Gordon (R-Jr. | OL)
- Cameron Hite (R-Jr. | TE)
- Jaylen Hudson (R-Jr. | DL)
- Chase Jones (Sr. | LB)
- Michael Jurgens (R-Sr. | OL)
- Michael Kern (R-Jr. | QB)
- Ivan Mora (R-Jr. | P)
- Taylor Morin (R-Jr. | WR)

Undergrad Degrees from Other Schools:

- Nick Helbig (DL | R-Sr.) - Wesleyan (CT)
- Jacob Roberts (LB | R-Sr.) - NC A&T
- Brendon Harris (DB | R-Sr.) - Vanderbilt



NOTING THE DEACS

KICKING IT OFF

- With their win against Boston College in week eight 2022, the Demon Deacons extended the conference's second-longest bowl streak to seven-consecutive seasons. This is also the 11th longest streak in the country.
 - On Oct. 23, 2022 when Associated Press Top 25 Poll came out, the Deacons were ranked inside the top 15 for the eighth time in the past calendar year. Prior to that run, Wake Forest had only been ranked that high just three times since 1950. The Deacs latest top 15-ranking came after their third-straight win over Florida State. That victory was our first in Tallahassee since 2008 and was Wake Forest's sixth win over a ranked opponent in the last seven years.
 - Additionally the Demon Deacons were ranked in 22-consecutive polls from Sept. 24, 2021 and ending on Nov. 6, 2022. It was tied for the sixth-longest streak in the country and more than doubling the previous program record of eight-consecutive weeks.
 - Since the start of the 2016 season, the Deacs have the second-most wins in the ACC not counting the COVID-shortened 2020 season. Additionally over 2018-22, the Deacs have recorded the second-most wins in a single five-year period in program history, 37. The current five-year period of 2019-23 ranks fifth in program history with 35 wins.
- Under Dave Clawson, Wake Forest has set a new standard of success that includes qualifying for its program record seventh-straight bowl game. He also owns the school record with five bowl victories.
 - Additionally, his five bowl wins are tied for the fifth-most Bowl/CFP victories in ACC history and with one more he would move into the top three in league history.
 - The five Bowl/CFP Victories are also the second most among active ACC coaches.
- Since the start of the 2021 season, Wake Forest has claimed 23 victories. Additionally, Wake Forest's 23-14 record is the 15th-most wins in all of Power-5 in the last three seasons and the third most in the ACC during that period:
 1. Clemson - 26
 2. Florida State - 25
 3. NC State - 24
- **4. Wake Forest - 23**
- 5. Pitt - 22

PACE AND SPACE OFFENSE

- From 2017-22, Wake Forest has produced the five highest scoring seasons in school history with each club scoring better. With Nick Sciba's third quarter field goal against Clemson in 2021, the Deacs broke its all-time scoring record for a single season with 474 combined points in 11 games, besting the previous record of 459 points set in 2017, finishing the season with 574 points. They also set the school record with 41.0 points per game in 2021.
- Wake Forest became just the 20th ACC team in the college football modern era (Post-WWII) to cross over the milestone of 500 points scored in a single season. The Deacs finished seventh in ACC scoring history:

ACC Single-Season Scoring

- 723 - Florida State (2013)
- 664 - Clemson (2018)
- 659 - Clemson (2019)
- 588 - Clemson (2016)
- 580 - Pitt (2021)
- 577 - Clemson (2015)
- 574 - Wake Forest (2021)

- Over 2021-22, Wake Forest was one of just nine teams in the country to score over 1,000 points combined.
 - Wake Forest is the only program in the ACC to average at least 30.0 per game in each of the last six seasons, the fourth longest streak in ACC history:
 - 12 - Florida State (1992-03)
 - 10 - Clemson (2011-20)
 - 8 - Florida State (2008-16)
 - 6 - Wake Forest (2017-22)

- Since the start of the 2017 season, Wake Forest's 196 touchdown passes are the most of any school in the ACC and that total is 11th nationally during that span. Additionally during that span, the Deacs 357 total touchdowns are the third-most in the ACC and 21st nationally.
 - North Carolina (191) and Clemson (180) trail the Deacs in passing touchdowns during that span entering the 2023 season.
 - The Tigers enter the week with 444 total touchdowns and the Tar Heels rank second with 363.
 - Wake Forest's 93 touchdown passes from 2021-23 ranks sixth nationally in that time period and is seven more than any other ACC team (North Carolina, 86).

Elite Passing Offense

- A key to the Deacs scoring success has been the numbers that they have put up through the air in the last three seasons. Wake Forest is one of 19 schools to throw for more than 10,000 yards in that time and ranks second in the ACC:

| Teams | GP | Passing Yds |
|------------------|----|-------------|
| 1 WKU | 38 | 13,708 |
| 2 USC | 37 | 11,849 |
| 3 Ohio State | 36 | 11,732 |
| 4 Georgia | 40 | 11,454 |
| 5 Washington | 35 | 11,287 |
| 6 Alabama | 38 | 10,993 |
| 7 Fresno State | 37 | 10,929 |
| 8 North Carolina | 37 | 10,873 |
| 9 Miss. State | 36 | 10,795 |
| 10 Purdue | 36 | 10,642 |
| 11 SMU | 35 | 10,626 |

| | | |
|------------------------|-----------|---------------|
| 12 LSU | 37 | 10,442 |
| T13 Wake Forest | 37 | 10,351 |
| T13 Houston | 37 | 10,351 |

- Additionally, the Demon Deacons have found the endzone through the air seven more times than any other ACC team since the start of the 2021 season and their 93 passing touchdowns are the fifth most in the country:

| Teams | GP | Passing TDs |
|-----------------------|-----------|-------------|
| 1 WKU | 38 | 131 |
| 2 Ohio State | 36 | 110 |
| T3 SMU | 35 | 101 |
| T3 Alabama | 38 | 101 |
| 5 USC | 37 | 94 |
| T6 Wake Forest | 37 | 93 |
| T6 Houston | 37 | 93 |

- The program-record 43 passing touchdowns as a team during the 2022 season was the most in the country. Additionally, the Demon Deacon receiving core had its best season in program history as five players finished with over 500 receiving yards (Wake Forest is the only team in the country to return four or more 500-plus receivers) and had three players catch nine or more touchdown passes, with all three ranking in the top six in program history in that category (AT Perry - 11; Jahmal Bank - 9; Taylor Morin - 9).

- Both of these helped propel the Demon Deacons to the highest-scoring offense in the ACC in 2022:

| Season | Total Points | Points per game |
|--------|--------------|-----------------|
| 2023 | 205 | 20.5 |
| 2022 | 442 | 36.1 |
| 2021 | 574* | 41.0* |
| 2020 | 324 | 36.0 |
| 2019 | 414 | 31.8 |
| 2018 | 427 | 32.8 |
| 2017 | 459 | 35.3 |

* Wake Forest program record

| Season | Total Yards | Offense average |
|--------|-------------|-----------------|
| 2023 | 3,317 | 331.7 |
| 2022 | 5,759 | 443.0 |
| 2021 | 6,550* | 467.9* |
| 2020 | 4,000 | 444.4 |
| 2019 | 6,032 | 464.0 |
| 2018 | 5,847 | 449.8 |
| 2017 | 6,055 | 465.8 |

* Wake Forest program record

| Season | Total Plays | Plays per game |
|--------|-------------|----------------|
| 2023 | 679 | 67.9 |
| 2022 | 978 | 75.2 |
| 2021 | 1,084* | 77.4 |
| 2020 | 690 | 76.7 |
| 2019 | 1,055 | 81.2 |
| 2018 | 1,067 | 82.1* |
| 2017 | 963 | 74.1 |

* Wake Forest program record

WINNINGEST PROGRAM IN NORTH CAROLINA

- Since the turn of the century, the Demon Deacons boast a record of 32-26 against UNC, NC State and Duke. In addition, during that time, Wake Forest is 47-26 against all in-state opponents. The Deacs lead the Big Four in winning percentage against each other during that period.
- Since the start of the 2016 season, the Deacs are the second-most wins in the ACC not counting the COVID-shortened 2020 season:

- Clemson -- 82
- **Wake Forest -- 53**
- NC State- 53
- Pitt- 50
- Miami- 50

- Additionally from 2018-22, the Deacs recorded the second-most wins in a single five-year period and the current five-year period is tied for fifth just three games into the 2023 season:
 - 38 (2017-21)
 - 37 (2018-22)
 - 36 (2004-08 & 2006-10)
 - **35 (2019-23)**
 - 34 (2016-20)
 - 33 (2015-19)
 - 31 (1944-48)
 - 30 (1940-44)

HOME FIELD ADVANTAGE

- With record-setting crowds, multiple sellouts and the best student attendance in school history, playing at home over the past five seasons has given Wake Forest a huge edge. The Demon Deacons hold a 23-7 (.767) record in home contests since the start of the 2019 season which included a program-record 11-game winning streak spanning from the 2020 to 2022 seasons. The 76.7 percent win rate ranks second in the ACC during that time period:

| Rank | School | Wins | Losses | Pct. |
|----------|-------------|-----------|----------|-------------|
| 1 | Clemson | 30 | 2 | 93.8 |
| 2 | NC State | 26 | 7 | 78.8 |
| 3 | Wake | 23 | 7 | 76.7 |
| 4 | Louisville | 23 | 8 | 74.2 |
| 5 | N Carolina | 23 | 9 | 71.9 |
| 6 | Florida St | 21 | 10 | 67.7 |
| 7 | Miami | 20 | 11 | 64.5 |
| 8 | Virginia | 19 | 11 | 63.3 |
| 9 | Pittsburgh | 20 | 12 | 62.5 |

THE ONLY

- Wake Forest is the only FBS program with a 990 APR, 90-plus graduation rate and seven or more bowl games under their current head coach.
- The football program was one of seven athletic programs on campus to have a 990 APR or higher in the latest report.
- The program also was a Public Recognition Award recipient as one of the top-10 percent in FBS football.



MEET THE NEW DEACS

2023 FRESHMAN CLASS

| | | |
|----|-----------------------|----|
| 10 | Charlie Gilliam | QB |
| 14 | Tyler Mizzell | QB |
| 23 | Antonio Robinson, Jr. | DB |
| 26 | Drew Pickett | RB |
| 27 | Travon West | DB |
| 28 | David Egbe | RB |
| 35 | James Hillhouse | WR |
| 35 | Rushawn Tongue | DB |
| 38 | Davaughn Patterson | DB |
| 39 | Aiden Hall | LB |
| 42 | Tyler Walton | DL |
| 46 | Kerrington Lee | DL |
| 49 | Landen Baker | TE |
| 50 | Kyland Armstrong | OL |
| 52 | Brooks Yurachek | LB |
| 54 | Khyler Watson | DL |
| 60 | Uver Ajongo | OL |
| 68 | Devin McRae | OL |
| 79 | George Steih | OL |
| 81 | Deuce Alexander | WR |
| 84 | William Tackie, Jr. | DB |
| 85 | Mark Rogalski | DB |
| 86 | Micah Mays Jr. | WR |
| 92 | Ka'Shawn Thomas | DL |
| 95 | Chris Marable, Jr. | DL |
| 98 | Tyler Black | P |

INCOMING TRANSFERS

| | | | |
|----|-----------------|----|--------------------|
| 4 | Walker Merrill | WR | Tennessee |
| 11 | Nick Helbig | DL | Wesleyan |
| 22 | Demarcus Rankin | DB | Notre Dame College |
| 40 | Jacob Roberts | LB | NC A&T |
| 55 | Bryce Ganius | DL | Villanova |



NOTING THE DEACS

WINNING THE CLOSE ONES

- During the midst of the program-record seven-year bowl streak, the Demon Deacons have found a winning formula in one-score ball games, capturing three or more wins by one score in five of those seasons with a total of 21 wins in 37 such games. The Deacs hold the third-best winning percentage in those games since 2016 in the ACC:

| Rank | School | Wins | Losses | Pct. |
|-----------|-------------|-----------|-----------|-------------|
| 1 | Clemson | 22 | 9 | 70.9 |
| 2 | NC State | 22 | 16 | 57.9 |
| T3 | Wake | 21 | 16 | 56.8 |
| T3 | FSU | 21 | 16 | 56.8 |
| 5 | GT | 17 | 14 | 54.8 |

LIMITING PENALTIES

- Another key part of the Demon Deacons success during the seven-year bowl eligible streak has been the fact that they have had a low number of penalties over those seven years.
- The 2023 season was no different as Wake Forest ranks in the top 25 nationally in fewest penalties, fewest penalties per game and penalty yards. The Deacs lead the ACC in all three categories and ranks in the top seven in the country in each category:

| Team | Penalties | Pen. Yds | Yds/G |
|-----------------------|-----------|------------|-------------|
| 1 Michigan | 30 | 258 | 25.8 |
| 2 Iowa | 31 | 266 | 26.6 |
| T3 Air Force | 32 | 272 | 27.2 |
| T3 Minnesota | 32 | 299 | 29.9 |
| 5 FAU | 36 | 345 | 34.5 |
| 6 Army | 38 | 360 | 36.0 |
| T7 Wake Forest | 41 | 386 | 38.6 |
| T7 Boise State | 41 | 358 | 35.8 |
| 9 Baylor | 43 | 288 | 28.8 |

DEACON WINDICATORS UNDER CLAWSON

- 150 or more rushing yards in a game:
 - Record: 44-15
- Leading at halftime:
 - Record: 46-11
- Turnover Margin +1 or better:
 - Record: 41-11
- Allowing 21 or less points:
 - Record: 40-8
- 400+ yards total offense
 - Record: 43-17

WINNING THE TURNOVER BATTLE

- One of the points of emphasis for the Wake Forest football team is winning the turnover battle. They have been one of the best teams in the country in that category since the start of the 2016 season.
- In five of the last seven seasons, the Demon Deacons have finished inside of the top 25 in turnover margin while placing in the top three of ACC in each of those seasons.
- Over the course of 2020-22, Wake Forest was +1 or better in turnover margin in 53 percent of games which ranked ninth nationally and fifth in the Power-5.
- Over the past eight seasons, Wake Forest has a combined +31 turnover margin. Only 2018 and 2022 saw the Deacs finish with more turnovers lost than gained:

| Season | TO Gained | TO Lost | TO Margin |
|--------|-----------|---------|-----------|
| 2023 | 14 | 20 | -6 |
| 2022 | 16 | 19 | -3* |
| 2021 | 29 | 20 | +9 |
| 2020 | 17 | 7 | +10 |
| 2019 | 25 | 17 | +8 |
| 2018 | 16 | 19 | -3* |
| 2017 | 21 | 13 | +8 |
| 2016 | 27 | 19 | +8 |

*Only seasons in Wake Forest history where the Deacs reached a bowl game with a negative turnover margin.

- Winning the turnover battle has been a key to victory for the Demon Deacons since **Dave Clawson** arrived on campus ahead of the 2014 season:

| Turnover Margin | Record When |
|-----------------|-------------|
| Even | 13-13 |
| +1 or better | 41-11 |
| +2 or better | 24-3 |
| +3 or better | 11-0 |

TURNING OVER THE OPPOSITION

- In the 2019 season, the Demon Deacons finished the year with 14 interceptions by 10 different players. In nine games in 2020, Wake Forest nearly matched that mark as nine different players have accounted for the Deacs' 13 total interceptions. At the end of the 2020 FBS season, Wake Forest is the one of just six teams in the country to have three or more interceptions returned for touchdowns.
- The Deacs got off to a fast start in 2021, forcing six turnovers in their week three victory over Florida State (three fumbles and three interceptions), the most in the Dave Clawson era. The previous high was five at Indiana on Sept. 24, 2016. Additionally, the Deacs again ranked among the best in forced turnovers:

2021 FBS Leaders in Turnovers Forced

| | |
|-----------------------|---------------------------------|
| 1. Middle Tennessee | 32 (15 Fum Rec, 17 INTs) |
| 2. Western Kentucky | 31 (10 Fum Rec, 21 INTs) |
| 3. Cincinnati | 30 (11 Fum Rec, 19 INTs) |
| 3. Iowa | 30 (5 Fum Rec, 25 INTs) |
| 5. Wake Forest | 29 (14 Fum Rec, 15 INTs) |

- AMONG THE NATION'S BEST:** In addition to turning the ball over the Demon Deacon defense also saw themselves inside of the top-25 in a number of other categories in 2021: Passes intercepted (14th, 15), Tackle for Loss (17th, 7.0) Turnover Margin (17th, +9), Fumble Recovered (2nd, 14) and 4th Down Conversion Defense (14th, 37.5).

- Wake Forest saw their streak of 18-straight games with a forced turnover come to an end against No. 5 Clemson in early September 2022.
- Additionally, the Deacons have forced a turnover in 50 of their last 56 games dating back to Sept. 28, 2019. The only games without one: vs. FSU (10/28/23), vs. Pitt (10/21/23), vs. UNC (11/12/22), at NC State (11/5/22), vs. Clemson (9/24/22), at Louisville (12/12/20).

- Wake Forest has forced 14 turnovers this season which is tied for 60th in the country. The Deacs seven fumbles recovered also rank 28th nationally and seven interceptions ranks 81st nationally:

2023 Wake Forest Forced Turnovers

- Demarcus Rankin Interception, Elon (Aug. 31)
- Dashawn Jones Interception, Elon (Aug. 31)
- Malik Mustapha Interception, Vanderbilt (Sept. 9)
- Brendon Harris Forced Fumble Recovery, Vanderbilt (Sept. 9)
- Dashawn Jones Interception, Vanderbilt (Sept. 9)
- Evan Slocum Interception, ODU (Sept. 16)
- Jacob Roberts Forced Fumble, Jasheen Davis Fumble Recovery, ODU (Sept. 16)
- Dashawn Jones Interception, Georgia Tech (Sept. 23)
- Kevin Pointer Fumble Recovery, Clemson (Oct. 7)
- Chelen Garnes Fumble Recovery, Clemson (Oct. 7)
- Caelen Carson Fumble Recovery, Virginia Tech (Oct. 14)
- Jasheen Davis Forced Fumble, Jasheen Davis Fumble Recovery, Duke (Nov. 2)
- Quincy Bryant Interception, Duke (Nov. 2)
- Chelen Garnes Fumble Recovery, NC State (Nov. 11)

- Dashawn Jones goes into week 12 tied for 38th nationally and fifth in the ACC in interceptions with three.
- Jasheen Davis and Chelen Garnes go into week 12 tied for 12th nationally and second in the ACC in fumble recoveries with two.
- In total 11 different Demon Deacons have accounted for a turnover this season.

GETTING IN THE BACKFIELD

- The Deacs' defense had a historic performance with a program-record 10 sacks in the win over Old Dominion. Through six weeks, Wake Forest's 10 sacks in a game are the most by any FBS team in a single game.
- The 10-sack performance included 3.0 sacks each from **Jacob Roberts** and **Jasheen Davis** which tied them for the second-most single-game sacks in school history:

Top Performances in Wake Forest History:

| Name | Game (Date) | Total |
|-------------------------|----------------------------|------------|
| 1. Mike McCrary | at Maryland (10/17/92) | 4.0 |
| 2. Jasheen Davis | at ODU (9/16/23) | 3.0 |
| Jacob Roberts | at ODU (9/16/23) | 3.0 |
| Duke Ejofor | at Duke (9/10/16) | 3.0 |
| Kyle Wilber | vs. Presbyterian (9/2/10) | 3.0 |
| Fred Robbins | vs. Arizona St. (12/25/99) | 3.0 |
| Mike McCrary | vs. Duke (11/9/91) | 3.0 |

- They rank fourth (Davis - 7.5) and seventh (Roberts - 7.0) in the ACC in sacks going into week 12:

| Rank | Player | Total Sacks |
|-----------|---------------------------|-------------|
| 1. | Ashton Gillotte (Lou) | 10.0 |
| 2. | Antwaun P-Ryland (VT) | 9.0 |
| 3. | Kaimon Rucker (UNC) | 8.5 |
| 4. | Jasheen Davis (WF) | 7.5 |
| 5. | Kalen DeLoach (FSU) | 7.0 |

- Additionally, Wake Forest ranks 49th in the nation in sacks per game (2.30). The Deacs are ninth in the ACC with 23.0 total sacks through 10 games.
- Additionally, Wake Forest has been one of the best teams in the country in tackles for loss, ranking 31st nationally with 6.4 tackles for loss per game while ranking 67th nationally with 221 tackle for loss yardage.

IMPACT DEFENSE

- Through 11 weeks, the Demon Deacons have been one of the best defenses in the country, receiving an overall grade of 87.4 from PFF which ranks 36th nationally. Additionally, PFF has the Deacs ranked in the top-50 in coverage (87.3), run defense (81.2), tackling (77.1) and pass rush (69.1).
- Wake Forest has been one of the best teams in the country in Redzone defense as the Deacs are tied for 14th nationally with just 74.2 percent of resulting in a score. Additionally just 14 of the 31 opponent red zone tries (45.2 pct.) ending in a touchdown.
- Additionally, the Deacs have been one of the best teams in the country on third-down defense, ranking 42nd in the country, allowing a third-down conversion on just 36.1 percent of opponent tries through the first 10 games.
- The Wake Forest defense has made a staple of getting off the field early in drives with 38 3-and-outs through 10 games this season. Overall for the season, Wake Forest has forced its opponents into three-and-outs on 30.0 percent of opponents drives (38-of-127).

- The Deacs have started every opening drive on defense with a 3-and-out except the Old Dominion, Pitt, Florida State and NC State games.

ON THIS DAY...

NOV. 18

THE RECORD: 2-7-1
STREAK: W1
LAST TIME:
Nov. 18, 2017
W, 30-24 at No. 19 NC St.
Raleigh, N.C.

LAST FIVE GAMES ON NOV. 18

| | | |
|------|----------|----------------------|
| 2017 | W, 30-24 | at No. 19 NC State |
| 2006 | L, 6-27 | No. 19 Virginia Tech |
| 2000 | W, 49-26 | at Navy |
| 1995 | L, 23-52 | NC State |
| 1978 | L, 14-37 | at South Carolina |

DID YOU KNOW: This is the first meeting between the two teams since 2018 and the first meeting in South Bend since 2017.



The win over ODU clinched Wake Forest's 12th-straight non-conference victory. That tally ranks second in the country, only trailing Georgia (20).

| Team | Wins |
|--------------------|-----------|
| Georgia | 20 |
| Wake Forest | 12 |
| Maryland | 11 |

DEACS IN OVERTIME

Overall (5-9)

| Date | Opponent | Site | OT | W/L |
|----------|---------------|------|----|----------|
| 10/2/98 | App. St. | H | 1 | L, 27-30 |
| 8/29/02 | NIU | A | 1 | L, 41-42 |
| 9/4/04 | Clemson | A | 2 | L, 30-37 |
| 10/2/04 | NC State | A | 1 | L, 21-27 |
| 9/22/07 | Maryland | H | 1 | W, 31-24 |
| 11/1/08 | Duke | H | 1 | W, 33-30 |
| 9/26/09 | BC | A | 1 | L, 24-27 |
| 11/7/09 | GT (10/11) | A | 1 | L, 27-30 |
| 9/1/11 | Syracuse | A | 1 | L, 29-36 |
| 11/22/14 | VT | H | 2 | W, 6-3 |
| 8/31/18 | Tulane | A | 1 | W, 23-17 |
| 11/30/19 | Syracuse | A | 1 | L, 30-39 |
| 10/17/21 | Syracuse | A | 2 | W, 40-37 |
| 9/24/22 | Clemson (5/5) | H | 2 | L, 51-45 |

NOTING THE DEACS

- The Demon Deacons also rank 25th in the country in defensive first downs, allowing just 175 first downs in the first 10 games.
- Taking out the three opponent defensive touchdowns and a two-point conversion return, the Deacs defense has only allowed 223 total points this season (22.3 points per game).
- Wake Forest's defense totaled 12 tackles-for-loss and a program record 10 sacks at Old Dominion.
 - Prior to the double-digit sack performance, Wake Forest's previous high in a game for total sacks was against Maryland on Oct. 17, 1992 when the Demon Deacons recorded nine.
 - Additionally, the Deacs' 12 tackles-for-loss are tied for the third-most in a game in the Dave Clawson era and they are the most since on Oct. 12, 2019 when Wake Forest hosted Louisville and tallied that same amount.

FIRST QUARTER SCORING

- When the Deacs win the first quarter in the last five seasons they hold a record of 27-6. Only App. State Alabama, Clemson, Ohio State and Oklahoma have higher winning percentages when winning the first quarter:

| Rank | Team | Percentage | W-L |
|------|--------------------|------------|-------------|
| 1 | Alabama | 98% | 39-1 |
| 2 | Ohio State | 95% | 38-2 |
| 3 | Clemson | 92% | 35-3 |
| 4 | Oklahoma | 89% | 34-4 |
| 5 | App. St. | 84% | 27-5 |
| 6 | Wake Forest | 82% | 27-6 |

ROBERTS TACKLES EVERYTHING

- After coming in as a graduate transfer from NC A&T, the two-time FCS All-American has made an immediate impact for the Demon Deacon defense.
- Going into week 10, Roberts leads the Demon Deacons with 69.0 tackles and ranks second with 6.0 sacks.
 - In addition to ranking 44th nationally in sacks (6.0), he also is tied for 11th nationally in tackles per game, ranks 59th nationally in tackles for loss (9.0) and 67th in the country with 48 tackle for loss yards.
- After an impressive performance against Old Dominion in week three that included a team-high 13 total tackles, 4.0 tackles for loss, 3.0 sacks and the game-changing fourth quarter forced fumble, Roberts was Walter Camp National FBS Players of Week for Sept. 17.
 - He became the first Demon Deacon defender since Nick Andersen on Oct. 25, 2020 to be named the Walter Camp National FBS Players of Week.

JD LIVING IN THE BACKFIELD

- Overall for the 2023 season, Jasheen Davis has recorded 42 tackles, ranking 13th nationally with 14.0 tackle-for-loss and ranking 20th nationally with 7.5 sacks.
 - According to PFF, Davis is 12th in the nationally with 29 quarterback hurries.
- Davis has now recorded at least 0.5 tackles-for-loss in the 18 of his last 19 games.
- Over his last 15 games dating back to last season, Davis has collected 27.5 tackles for loss and 12.5 sacks.
- With 7.5 sacks through eight games in 2023, Davis has now tallied 20.0 sacks in his career and that ranks fifth in program history.

Wake Forest Career Sacks

| | |
|--|-------------|
| 1. Mike McCrary (1989-92) | 30.0 |
| 2. Calvin Pace (1999-02) | 29.0 |
| 3. Duke Ejirofor (2014-17) | 23.5 |
| 4. Carlos Basham, Jr. (2017-20) | 20.5 |
| 5. Jasheen Davis (2020-Present) | 20.0 |

- Additionally, Davis has 36.5 tackles for loss and needs just 0.5 tackles for loss to break into the top 10 in program history.
- With 14.0 tackle for loss again in back-to-back season, Davis is just outside of the top 10 in program history for a single season and is sixth in the Clawson era:

Tackles for Loss Since 2014

| | |
|--------------------------------|-------------|
| 1 Marquel Lee (2016) | 20.0 |
| 2 Boogie Basham (2019) | 18.0 |
| 3 Duke Ejirofor (2016) | 17.0 |
| 4 Duke Ejirofor (2017) | 16.5 |
| 5 Rondell Bothroyd (2021) | 16.5 |
| T6 Jasheen Davis (2023) | 14.0 |
| T6 Jasheen Davis (2022) | 14.0 |

FILLING BIG SHOES

- Through 23 games in his career after taking over for NCAA record holder Nick Sciba, Matthew Dennis has been nearly perfect. Dennis has gone 26-for-33 on field goal attempts (78.8 pct). He finished the 2022 season in the top 25 in field goal percentage. Additionally, he is 74-for-76 in extra point attempts over his career.
- Dennis continued his great start to the 2023 season. He is now 14-for-19 FG on the season.
- Dennis goes into week 12 ranking 30th in FBS and ranking fourth in the ACC in field goals made per game with 1.40 per game.
- Dennis ranks among the top 50 nationally in multiple categories:

FBS RANKS

| | | |
|---------------|-----|------|
| FG/Game | 30 | 1.40 |
| FG Percentage | 69 | .737 |
| Total Points | 109 | 61 |
| Scoring/Game | 120 | 6.1 |

- During the Dave Clawson era, Wake Forest has been the best

team in the nation at converting field goals, connecting on 174-of-211 field goal attempts in the last 10 years (82.5 pct.) with the next closest being Utah at 81.1 percent. That margin has been even highest over the last five seasons since the start of the 2018 season:

| Rk. Team | FGM | FGA | FG PCT |
|-----------------------|------------|------------|-------------|
| 1. Wake Forest | 106 | 122 | 86.9 |
| 2. UNLV | 77 | 90 | 85.6 |
| 3. Miami (OH) | 91 | 109 | 83.5 |
| 4. NC State | 110 | 133 | 82.7 |
| 5. Ohio State | 81 | 98 | 82.7 |

HANGING WITH IVAN

- Since taking over full-time punting duties at the start of the 2020 season, Ivan Mora has been one of the best punters in the ACC. In 2022, he was tied for the smallest percentage of punts returned in the conference as just 15 percent of punts were returned.
- Additionally, Mora led the ACC with an average of 4.08 hang time per punt in 2022.
- Mora entered the 2023 season ranked sixth in program history in career punting average, tallying 41.8 yards per punt. Additionally, his 43.9 punting average in 2021 ranked eighth in program history.
- With the help of punter Ivan Mora, the Demon Deacons have been elite this season in punt coverage, ranking 24th nationally with 4.14 yards allowed on opponent attempts this season. His 20 punts inside of the 20 ranks 14th nationally going into week 11.

CALCULATED RISK TAKER™

- Entering his fourth year in the system, Mitch Griffis is taking over as the full-time starter at quarterback. Last season, he showed what he could do as a starter during the VMI game:
 - His 72.4 percent in a first career start is the second-best in school history and the best mark since 2006.
 - His three touchdown passes against VMI are the second most by a Wake Forest quarterback in his first career start.
- Ahead of the 2023 season, Griffis was named to the Johnny Unitas Golden Arm Award Watch List. Of the 48 quarterbacks on the list, Griffis is one of just two four to grace the preseason watch list.
- In his first 10 career starts, Griffis has been efficient and consistent:

| Game | Com. | Att. | Pct. | Yards | TD |
|---------------|------------|------------|-------------|--------------|-----------|
| VMI | 21 | 29 | 72.4 | 288 | 3 |
| Elon | 19 | 30 | 63.3 | 329 | 3 |
| Vanderbilt | 17 | 26 | 65.4 | 196 | 2 |
| Old Dominion | 25 | 42 | 60.0 | 312 | 3 |
| Georgia Tech | 16 | 30 | 53.3 | 162 | 1 |
| Clemson | 15 | 25 | 60.0 | 137 | 0 |
| Virginia Tech | 8 | 17 | 47.1 | 77 | 0 |
| Florida State | 6 | 16 | 38.0 | 82 | 0 |
| Duke | 16 | 19 | 84.2 | 241 | 0 |
| NC State | 2 | 3 | 66.7 | 19 | 0 |
| Total | 145 | 237 | 61.2 | 1,843 | 12 |

- Griffis' 84.2 percent completion percentage in the game against Duke, marked the highest completion percentage in a game (min. 15 attempts) since Sam Hartman went 15-of-17 (.882) vs. Risen on Sept. 29, 2018.

JUMP BALL MAL

- After having an expanded role during the 2022 season, Jahmal Banks burst onto the scene, ranking 19th nationally and fourth in the ACC with nine touchdown receptions to go along with career-highs with 42 receptions for 636 yards.
- Along with teammate Taylor Morin, Banks had the most touchdown receptions of any returning player in the conference for 2023.
- A big part of Bank's game was winning the jump balls and contested catches. He netted the highest contested catch rate of anyone in the conference and his mark of 63.1 percent ranked fifth among Power-5 receivers in 2022. The ACC average was 38.4 percent.
- Through 11 games in 2023, Banks is 7-of-18 on contested catches according to PFF. He is fourth in the ACC leader in that category:

| Rk. Player | Contested Catches |
|-----------------------------|-------------------|
| 1. Keon Coleman, FSU | 10 |
| 2. Bub Means, PITT | 9 |
| 3. Malik Washington, UVA | 8 |
| T4. Jahmal Banks, WF | 7 |
| T3. Malachi Fields, UVA | 7 |

- Of the returning wide receivers in college football who caught 50%+ of their contested targets 10+ yards downfield (min 10 tar) in 2022, Banks ranked second in both total receptions (14) and ranked second in percentage (58.3 percent).

- Banks career total touchdowns is now at 12 scores and he is five shy of entering the top-10 in program history.

CLIMBING THE CHARTS

- With the help of a career 2022 season that included a career-high 47 receptions for 575 receiving yards and career-high nine touchdowns, Taylor Morin has moved up the career charts in multiple categories as he has a chance to be in the top 10 in program history in receptions, receiving yards and receiving touchdowns by the end of the 2023 season.

- After pulling in a career-best nine touchdowns during the 2022 season, which ranked 19th nationally and fourth in the ACC, Morin entered the season already ranked in the top 10 in school history

DEACS IN BOWL GAMES

Seven of the Deacs 17 bowl games in program history have come in the last seven years, the second-longest active streak in the Atlantic Coast Conference. Wake Forest holds a 11-6 all-time mark including 5-2 under Dave Clawson.

All-Time Bowl Game Results (Wins in Bold)

- **1946 Gator Bowl -- January 1, 1946**
Wake Forest, 26; South Carolina, 14
- 1949 Dixie Bowl -- January 1, 1949
Wake Forest, 7; Baylor, 20
- 1979 Tangerine Bowl -- December 22, 1979
Wake Forest, 10; LSU, 34
- **1992 Independence Bowl -- December 31, 1992**
Wake Forest, 39; Oregon, 35
- **1999 Aloha Bowl -- December 25, 1999**
Wake Forest, 23; Arizona State, 3
- **2002 Seattle Bowl -- December 30, 2002**
Wake Forest, 38; Oregon, 17
- 2007 FedEx Orange Bowl -- January 2, 2007
Wake Forest, 13; Louisville, 24
- **2007 Meineke Car Care Bowl -- December 29, 2007**
Wake Forest, 24; UConn, 10
- **2008 Eaglebank Bowl -- December 20, 2008**
Wake Forest, 29; Navy, 19
- 2011 Music City Bowl -- December 30, 2011
Wake Forest, 17; Mississippi State, 23
- **2016 Military Bowl -- December 27, 2016**
Wake Forest, 34; Temple, 26
- **2017 Belk Bowl -- December 29, 2017**
Wake Forest, 55; Texas A&M, 52
- **2018 Birmingham Bowl -- December 22, 2018**
Wake Forest, 37; Memphis, 34
- 2019 Pinstripe Bowl -- December 27, 2019
Wake Forest, 21; Michigan State, 27
- 2020 Mayo Bowl -- December 30, 2020
Wake Forest, 28; Michigan State, 42
- **2021 Gator Bowl -- December 31, 2021**
Wake Forest, 38; Rutgers, 10
- **2022 Gasparilla Bowl -- December 23, 2022**
Wake Forest, 27; Missouri, 17

*Wins in Bold

BY THE NUMBERS

WAKE FOREST'S COACHING STAFF

4

Wake Forest have four members of their current staff that have been in Winston-Salem for every season under Dave Clawson's tenure (Ruggiero, Hunter, Tabacca, Cohen).

30

Four Wake Forest coaches on the staff have more than 30 years of college coaching experience.

2

Both Warren Ruggiero and John Hunter followed Dave Clawson to Wake Forest after working under him at Bowling Green.

24

Dave Clawson enters his 24th season as a head coach. He started at Fordham in 1999.

225

The Wake Forest assistant coaches have a combined 225 years of coaching at the college level with six coaches with 20-plus seasons of experience.

NOTING THE DEACS

in receiving touchdowns. He added to his total with a pair of touchdown receptions in the win over Old Dominion:

CAREER RECEIVING TOUCHDOWNS

1. A.T. Perry (2018-22) 28
2. Ricky Proehl (1986-89) 25
3. Todd Dixon (1990-93) 22
4. Cam Serigne (2014-17) 21
- Red O'Quinn (1946-49) 21
- Chris Givens (2009-11) 21
7. Desmond Clark (1995-98) 20
8. Kenny Duckett (1978-81) 19

Taylor Morin (2019-Pres.) 19

▪ Additionally, another strong year in receptions has elevated Morin into the top 10 in school history in total receptions. His 155 currently ranks ninth in school history, leaving him just six shy of the eighth and is the third highest total in the Clawson era:

CAREER RECEPTION LEADERS

| | Years | Receptions |
|----------------------|------------|------------|
| 1. Michael Campanaro | 2010-13 | 229 |
| 2. Desmond Clark | 1995-98 | 216 |
| 3. Ricky Proehl | 1986-89 | 188 |
| 4. Jammie Deese | 1996-99 | 184 |
| 5. Cam Serigne | 2014-17 | 174 |
| 6. A.T. Perry | 2018-22 | 171 |
| 7. Chris Givens | 2009-11 | 163 |
| 8. Thabiti Davis | 1994-97 | 161 |
| 9. Taylor Morin | 2019-Pres. | 155 |
| 10. James Brim | 1983-86 | 153 |

HOUSE CALL

▪ Demond Claiborne's 96-yard kickoff return in the second quarter against Virginia Tech was the first kickoff return touchdown for the Demon Deacons since Ja'Sir Taylor's 99-yard touchdown in a 42-10 victory over Old Dominion in 2021.

▪ Additionally, it was one of the longest plays in the Clawson era, ranking second:

Rk Play

1. 99-yd kick return by Ja'Sir Taylor vs. Old Dominion (9/3/21)
- T2. 96-yd kick return by Demond Claiborne at Virginia Tech (10/14/23)
- T2. 96-yd kick return by Donavon Greene vs. Campbell (10/2/20)
- T2. 96-yd run by Kenneth Walker, III at Rice (9/6/19)
5. 83-yd INT by Traveon Redd at Army (10/23/21)

OFF AND RUNNING

- The duo of Justice Ellison and Demond Claiborne has been the best in the ACC through 10 weeks as they both rank in the top 12 in rushing yards per game: Claiborne (58.6 YPG - 13th) Ellison (49.7 YPG - 17th)
- In the third quarter against Vanderbilt, Tate Carney recorded a

career-long rush of 74 yards. That attempt is tied for the fourth-longest in the Dave Clawson era.

- Sept. 6, 2019 - Kenneth Walker vs. Rice (96 yds)
- Nov. 11, 2017 - Matt Colburn vs. Syracuse (76 yds)
- Oct. 17, 2020 - Kenneth Walker vs. UVA (75 yds)
- **Sept. 9, 2023 - Tate Carney vs. Vanderbilt (74 yds)**
- Oct. 27, 2018 - Matt Colburn vs. Louisville (74 yds)

▪ Sophomore Demond Claiborne and redshirt freshman Tate Carney's 165 yd. and 117 yd. rushing performances today, respectively, Wake Forest had its first game with two 100-yard rushers since Kenneth Walker and Christian Beal-Smith accomplished this on Sept. 19, 2020 against Campbell.

▪ Claiborne's 165 yards is the fourth highest rushing total in the Clawson era and most since Cade Carney (223 yards) against Duke in 2018.

▪ Overall, the Demon Deacons finished the win over Vanderbilt with 288 rushing yards, the sixth-most against a Power-5 opponent in the Clawson era and the most against a Power-5 team since Nov. 23, 2019 against Duke.

▪ The Deacs have produced a rushing score in 34 of their last 38 games dating back to Dec. 12, 2020 at Louisville. The only games during this run without a rushing score was in Week 4 vs. Clemson in 2022, Week three at Old Dominion in 2023, week eight at Virginia Tech and week 11 vs. NC State.

▪ Demond Claiborne's 18-yard touchdown in the second quarter against Pitt gave the sophomore at least one touchdown in the four-straight games, becoming the first Demon Deacon to accomplish this feat since Christian Beal-Smith did so in the 2020 Duke's Mayo Bowl and first three games to open the 2021 season.

NFL CONTRACTS SINCE 2017

▪ Since the 2017 NFL draft, 43 Demon Deacons have been drafted or signed NFL contracts including a program-high nine players in the 2020 and 2022 draft cycle.

- Kobie Turner drafted by Rams (3rd)
- A.T. Perry drafted by Saints (6th)
- Ryan Smeda Jr. signed Rams
- Sean Maginn signed Rams
- Blake Whiteheart signed Cardinals
- Loic Nya signed Jets
- JaCorey Johns signed Lions
- Dion Bergan Jr. signed Steelers

UNIFORM RECORDS

- Under Clawson
 - Black Helmets: 40-40
 - Gold Helmets: 23-18
 - Black Jerseys: 38-31
 - White Jerseys: 25-27
- 2023 Record:
 - Black Helmets: 4-5
 - Gold Helmets: 0-1
 - Black Jerseys: 3-3

PROGRAM MILESTONES

TOTAL GAMES

| No. | Date | Score | Opponent | Place |
|------|----------------|-------|----------------|----------------------|
| 1 | Oct. 18, 1888 | 6-4 | North Carolina | Wake Forest, N.C. |
| 100 | Nov. 8, 1919 | 0-40 | Virginia Tech | Blacksburg, Va. |
| 200 | Nov. 28, 1929 | 13-0 | Mercer | Wake Forest, N.C. |
| 300 | Sept. 27, 1941 | 14-43 | Duke | Durham, N.C. |
| 400 | Nov. 3, 1951 | 6-21 | Clemson | Clemson, S.C. |
| 500 | Nov. 4, 1961 | 21-7 | Auburn | Auburn, Ala. |
| 600 | Oct. 16, 1971 | 51-21 | Tulsa | Winston-Salem, N.C. |
| 700 | Oct. 18, 1980 | 10-11 | Maryland | College Park, Md. |
| 800 | Oct. 21, 1989 | 28-47 | Virginia | Charlottesville, Va. |
| 900 | Oct. 24, 1998 | 31-48 | North Carolina | Winston-Salem, N.C. |
| 1000 | Sept. 1, 2007 | 28-38 | Boston College | Chesnut Hill, Mass. |
| 1100 | Sept. 3, 2015 | 4-1-3 | Elon | Winston-Salem, N.C. |
| 1200 | Aug. 31, 2023 | 37-17 | Elon | Winston-Salem, N.C. |

Current Total: 1,209 games

WINS

| No. | Date | Score | Opponent | Place |
|-----|----------------|-------|-------------------|-------------------------------|
| 1 | Oct. 18, 1888 | 6-4 | North Carolina | Wake Forest, N.C. |
| 25 | Oct. 30, 1915 | 40-0 | Richmond | Wake Forest, N.C. |
| 50 | Nov. 1, 1924 | 67-0 | Guilford | Wake Forest, N.C. |
| 100 | Sept. 7, 1938 | 57-6 | Randolph Macon | Wake Forest, N.C. |
| 150 | Nov. 1, 1946 | 32-14 | Chattanooga | Wake Forest, N.C. |
| 200 | Oct. 19, 1959 | 22-20 | Florida State | Tallahassee, Fla. |
| 250 | Oct. 25, 1975 | 66-21 | Virginia | Charlottesville, Va. |
| 300 | Sept. 26, 1987 | 16-10 | Appalachian State | Winston-Salem, N.C. |
| 350 | Dec. 25, 1999 | 23-3 | Arizona State | Honolulu, Hawaii (Aloha Bowl) |
| 400 | Sept. 6, 2008 | 30-28 | Ole Miss | Winston-Salem, N.C. |
| 450 | Dec. 29, 2017 | 55-52 | Texas A&M | Charlotte, N.C. (Belk Bowl) |

Current Total: 492 wins

THE LAST TIME WAKE FOREST...

INDIVIDUAL

| |
|---|
| Rushed for 100 yards - 137, Justice Ellison, vs. Georgia Tech, 9/23/23 |
| Rushed for 200 yards - 223, Cade Carney, at Duke, 11/24/18 |
| Rushed for 250 yards - 254, Micah Andrews, vs. Vanderbilt, 9/1/05 |
| QB Rushed for 100 yards - 144, Jamie Newman vs. Duke, 11/23/19 |
| Passed for 300 yards - 312, Mitch Griffith, at ODU, 9/16/23 |
| Passed for 400 yards - 402, Sam Hartman, vs. Duke 10/30/21 |
| Passed for 500 yards - 545, Rusty LaRue, vs. NC State, 11/18/95 |
| Had 100 yards receiving - 112, Taylor Morin at ODU, 9/16/23 |
| Had 150 yards receiving - 159, A.T. Perry vs. NC State, 11/5/22 |
| Had 200 yards receiving - 230, John Henry Mills at Duke, 11/30/90 |
| Returned opening kickoff for TD - 85, John Polanski, vs. Camp Davis, Oct. 20, 1941 |
| Returned conventional kickoff for TD - 96, Demond Claiborne, at Virginia Tech, 10/14/23 |
| Returned kickoff 100 yards - Never |
| Returned punt for TD - 60, Greg Dortch, vs. Towson, 9/8/18 |
| Returned punt at least 75 yards - 75, Jessie Bates III, vs. Utah State, 9/16/17 (No TD) |
| Returned INT for TD - 36 yards, Brendon Harris, vs. Syracuse, 11/19/22 |
| Returned a fumble for TD - 31 yards, Brendon Harris, vs. Vanderbilt, 9/9/23 |
| Returned PAT for a score - Kenny Okoro, vs. Presbyterian, 9/2/10 (blocked kick return) |
| Rushed for three TDs - 3, Kenneth Walker III, at Syracuse, 10/31/20 |
| Rushed for four TDs - 4, Chris Barclay, vs. East Carolina, 9/17/05 |
| Threw four TD passes - 4, Sam Hartman, vs. North Carolina, 11/12/22 |
| Caught three TD passes - 3, A.T. Perry vs. Syracuse, 11/19/22 |
| Made four FGs - 4, Nick Sciba, vs. UVA, 10/17/20 |
| Had an 80-yard run - 96, Kenneth Walker III, at Rice, 9/6/19 |
| Had an 80-yard completion - 80, Sam Hartman to Jaquarii Roberson, at Syracuse, 10/31/20 |
| Had 20+ tackles - 24, Brad White, vs. Navy, 11/23/02 |
| Recorded three sacks - 3.0, Jashen Davis & Jacob Roberts, at ODU, 9/16/23 |
| Forced two fumbles - 2, Demetrius Kemp, NC State, 11/18/17 |
| Intercepted two passes - 3, Nick Anderson, vs. Virginia Tech, 10/24/20 |
| Intercepted three passes - 3, Nick Anderson, vs. Virginia Tech, 10/24/20 |
| Intercepted four passes - 4, A.J. Greene, at Georgia Tech, 11/21/87 |
| Made a 50-yard FG - 50, Mike Weaver, vs. Clemson, 11/6/14 |

TEAM

| |
|--|
| Shut out an opponent - 3-0 at Boston College, 10/10/15 |
| Shut out consecutive opponents - vs. Richmond (43-0) and at William & Mary (47-0), 9/30/50 & 10/7/50 |
| Rushed for more than 300 yards - 334, vs. Duke, 11/23/19 (66 att.) |
| Rushed for more than 400 yards - 415, vs. Presbyterian, 9/2/10 (50 att.) |
| Passed for more than 300 yards - 312, at ODU, 9/16/23 (41 att.) |
| Passed for more than 400 yards - 411, vs. Duke, 10/23/21 (41 att.) |
| Had more than 500 yards total off. - 543, vs. Syracuse, 11/19/22 (212 rush, 331 pass) |
| Had more than 600 yards total off. - 615, at UNC, 11/6/21 (217 rush, 398 pass) |
| Had more than 700 yards total off. - 734, at Syracuse, 11/11/17 (371 rush, 363 pass) |
| Scored 50 points - 55, at UNC, 11/6/21 (Score: 55-58) |
| Scored 60 points - 70, at Army, 10/23/21 (Score: 70-56) |
| Scored 70 points - 70, at Army, 10/23/21 (Score: 70-56) |
| Scored 30+ points in a quarter - vs. William Jewell, Sept. 21, 1940 (32 points in 20) (WF's only 30-point quarter) |
| Scored 35+ points in a quarter - Never |
| Failed to rush for 100 yards - 7, vs. NC State, 11/11/23 (18 att.) |
| Failed to pass for 100 yards - 82, vs. FSU, 10/28/23 (6-of-16) |
| Held opponent to fewer than 100 yards rushing - 67, at ODU, 9/16/23 (36 att.) |
| Held opponent to fewer than 100 yards passing - 86, at Duke, 11/2/23 (7-of-19) |
| Held opponent to fewer than 100 yards total off. - 94, vs. Delaware, 9/17/16 (56 rush, 38 pass) |
| Held opponent without a TD - vs. Tulane, 9/1/16 (Score: Wake Forest 7-3) |
| Failed to get a first down - at North Carolina, 9/24/32 (Score: 0-0) |
| Scored a safety - vs. Utah State, 9/16/17 (Carlos Basham) |
| Committed no turnovers - vs. FSU, 10/28/23 |
| Forced opponent into five turnovers - vs. FSU, 9/18/21 (3 int; 3 fumble recoveries) |
| Committed no penalties - vs. Towson, 9/8/18 |
| Never had to punt - at Army, 10/23/21 (Happened twice in program history) |
| Blocked a punt - vs. Norfolk State, 9/11/21 (Rondell Bothroyd) |
| Returned blocked punt for TD - 0 vs. Boston College, 9/13/18 (Matik Grate) |
| Blocked a field goal - at Appalachian State, 9/23/17 (Scotty Washington) |
| Returned blocked FG for TD - 90 vs. Duke, 10/12/02 (Eric King) |
| Returned punt and kickoff for TD in same game - never |
| Blocked a PAT - vs. Boston College, 10/22/22 (Tyler Williams) |
| Faked a punt - at Duke, 11/29/14 (Jordan Garside carry for 28 yards) |
| Successfully faked punt for 1st down - at Duke, 11/29/14 (Jordan Garside carry for 28 yards) |
| Attempted 2-pt conversion - vs. FSU, 10/28/23 |
| Scored 2-pt conversion - vs. Boston College, 10/22/22 (Hartman pass to Williams) |
| Attempted onside kick - at Clemson, 10/7/23 (attempt failed) |
| Recovered onside kick - vs. Army, 10/8/22 |
| Two players w/ 100 yards rushing - 165, Demond Claiborne; 117 Tate Carney vs. Vanderbilt, 9/9/23 |
| Three players with 100 yards rushing - vs. Duke, 11/13/71 (Ken Garrett-131; Larry Russell-112; Larry Hopkins, 103) |
| Two players w/ 100 yards passing - vs. Campbell, 10/2/20 (Hartman 166, Kern 109) |
| Two players w/ 100 yards receiving - at UNC, 11/6/21 (Perry, 129, Roberson 111) |
| Lost OT game - vs. Clemson, 9/24/22 (Score: Clemson 51-45, 2OT) |
| Won OT game - at Syracuse, 10/9/21 (Score: Wake Forest 41-37, 1OT) |
| Won game on last play - at Syracuse, 10/9/21 (41-37) (Hartman 22-yard TD Pass to Perry in OT1) |
| Lost game on last play - at Duke (21-34) 11/2/23 (field goal in final seconds) |
| Rallied from down 14 to win - at ODU, 9/16/23 (trailed 17-0 & won, 27-24) |
| Beat ranked opponent - vs. #22 Florida State, 10/1/22 (Score: Wake Forest 31-21) |
| Beat team ranked in top 15 - vs. #14/22/22 NC State, 11/8/18 (Score: Wake Forest 27-23) |
| Beat team ranked in top five - at #4 Tennessee, 10/26/46 (Score: Wake Forest 19-6) |
| Forced four fumbles - 4, vs. East Carolina, 9/20/03 |
| Recovered four fumbles - 4, at Purdue, 9/21/02 |

THE LAST TIME AN OPPONENT...

INDIVIDUAL

| |
|--|
| Rushed for 100 yards - 105, C'Bo Flemister vs. Pitt, 10/21/23 (23 attempts) |
| Rushed for 200 yards - 213, Ty Chandler at UNC, 11/6/21 (22 attempts) |
| Rushed for 250 yards - 276, Bruce Perry, vs. Maryland, 9/22/01 (30 attempts) |
| A QB Rushed for 100 yards - 104, Sam Howell, at UNC, 11/6/21 |
| Passed for 300 yards - 359, Jordan Travis, vs. FSU, 10/28/23 |
| Passed for 400 yards - 448, Drake Maye, vs. North Carolina, 11/12/22 |
| Passed for 500 yards - 550, Sam Howell, at North Carolina, 11/14/20 |
| Had 100 yards receiving - 100, Trey Benson, vs. FSU, 10/28/23 |
| Had 150 yards receiving - 166, Javon Harvey, at ODU, 9/16/23 |
| Had 200 yards receiving - 238, Travis Rudolph at Florida State, 10/15/16 |
| Returned a kickoff for TD - 100, Zonovan Knight, vs. NC State, 11/13/21 |
| Returned a kickoff 100 yards - 100, Zonovan Knight, vs. NC State, 11/13/21 |
| Returned a punt for TD - 52, Bra'Lon Cherry, vs. NC State, 10/24/15 |
| Returned a blocked punt for TD - 0, Charles Oliver, vs. Texas A&M, 12/29/17 |
| Returned an INT for TD - 66, LaMareon James, at ODU, 9/16/23 |
| Returned a fumble for TD - 80, LaMareon James, at ODU, 9/16/23 |
| Returned a punt at least 75 yards - 83, Jonathan Krause, vs. Vanderbilt, 11/24/12 (TD) |
| Rushed for three TDs - 4, Ty Chandler at UNC, 11/6/21 |
| Rushed for four TDs - 4, Ty Chandler at UNC, 11/6/21 |
| Rushed for five TDs - 5, Stan Fritts, vs. NC State, 10/14/72 |
| Threw four TD passes - 4, Riley Leonard, at Duke, 11/26/22 |
| Caught three TD passes - 3, Josh Downs, vs. North Carolina, 11/12/22 |
| Made four FGs - 4, Brian Delaney, vs. UVA, 10/17/20 |
| Had an 80-yard run - 98, Josh Adams at Notre Dame, 11/14/15 |
| Had an 80-yard completion - 80, Jordan Travis to Trey Benson, vs. FSU, 10/28/23 |
| Recorded three sacks - 4, Antwaun Powell-Ryland, Jr., at Virginia Tech, 10/14/23 |
| Intercepted two passes - 2, Quincy Riley vs. Louisville, 10/29/22 |
| Made a 50-yard FG - 54, David Shanahan vs. Georgia Tech, 9/23/23 |

TEAM

| |
|---|
| Shut out Wake Forest - 13-0, at Syracuse, 11/2/13 |
| Shut out Wake Forest in consecutive games - vs. Virginia (14-0) and vs. Maryland (47-0), 10/26/74 & 10/19/74 |
| Rushed for more than 300 yards - 333, at Clemson, 11/20/21 |
| Rushed for more than 400 yards - 410, at Louisville, 10/29/22 |
| Rushed for more than 500 yards - 536, vs. Clemson, 10/31/81 |
| Passed for more than 300 yards - 382, vs. FSU, 10/28/23 |
| Had more than 600 yards total offense - 742, at North Carolina, 11/14/20 (192 rush, 550 pass) |
| Scored 50 points - 51, vs. Clemson, 9/24/22 (Score: Clemson 51-45) |
| Scored 60 points - 62, Louisville, 10/12/19 (Score: Louisville 62-59) |
| Scored 70 points - 72, Florida State, 10/14/95 (Score: Florida State 72-13) |
| Failed to rush for 100 yards - 67, at ODU, 9/16/23 (36 att.) |
| Failed to pass for 100 yards - 86, at Duke, 11/2/23 (7-of-19) |
| Held Wake Forest to fewer than 100 yards rushing - 7, vs. NC State, 11/11/23 (18 att.) |
| Held Wake Forest to fewer than 100 yards passing - 82, vs. FSU, 10/28/23 (6-of-16) |
| Held Wake Forest to fewer than 100 yards total offense - 94, at UL-Monroe, 8/28/14 |
| Held Wake Forest without TD - at Clemson, 11/16/19 (Score: Clemson, 52-3) |
| Scored a safety - vs. Liberty, 9/17/22 |
| Blocked a punt - Jerome Jolly, Jr. vs. Liberty, 9/17/22 |
| Blocked a FG - Jayden Peevy, vs. Texas A&M, Dec. 29, 2017 |
| Returned punt and kickoff for TD in same game - never |
| Faked a punt - at Utah State, 9/16/17 (Jacoby Wildman carried for 11 yards) |
| Successfully faked a punt for first down - at Virginia Tech, 10/14/23 (Cole Nelson carried for 18 yards) |
| Failed 2-pt conversion - vs. NC State, 9/9/23 (pass failed) |
| Scored 2-pt conversion - at Florida State 10/1/22 |
| Attempted an onside kick - vs. Army, 10/8/22(failed once) |
| Recovered a successful onside kick - vs. Virginia, 11/5/16 (recovered by Juan Thornhill) |
| Two players with 100 yards rushing - at Clemson (Kobe Pace 191, Will Shipley 112), 11/20/21 |
| Three players with 100 yards rushing - vs. Clemson, 10/6/18 (Travis Etienne 167, Lyn-J Dixon 163, Adam Choice, 128) |
| Two players with 100 yards passing - at Utah State, 9/13/14 (Chuckie Keeton 166, Darell Garretson 121) |
| Two players with 100 yards receiving - at Duke, 11/26/22 (J. Calhoun 174, S. Hagans 139) |
| Won OT game - vs. Clemson, 9/24/22 (Score: Clemson 51-45, 2OT) |
| Lost OT game - at Syracuse, 10/9/21 (Score: Wake Forest 41-37, 1OT) |
| Beat a ranked Wake Forest team - at NC State, 11/5/22 (Score: #20 NC State 30, #19 WF 21) |

Highlighted indicates accomplished during the 2023 season

HEAD COACH DAVE CLAWSON



- Conference Champion in four separate Division-I leagues
- 12 All-America selections
- 48 All-ACC selections since 2019; ranks second in ACC during span
- 23 NFL Draft Picks
- 2021 AP & ACC Coach of the Year
- 2021 Finalist for Dodd Trophy and Paul "Bear" Bryant Award
- Has led Wake Forest to a program record seven-straight bowl games
- Program record holder for bowl game wins (five)
- Five bowl wins ranks tied for fifth in ACC history for postseason wins
- Set nearly 400 Wake Forest program records since 2017
- Only Head Coach in NCAA History to win 10-games in a single season at four different Division I institutions
- 2005 I-AA.org National Coach of the Year
- 2002 Schutt Sports/American Football I-AA Coach of the Year

When Dave Clawson was named Wake Forest University's 32nd head football coach on Dec. 10, 2013, he set out to build the top program in North Carolina and compete for championships.

After reaching a program record seven-straight bowl game in 2022 and capturing the 2021 ACC Atlantic title and winning the Deacs' eighth Big 4 Championship in 2019, Clawson is realizing the vision of what he set out to create.

Clawson has also engineered an offense that has rewritten the record books at Wake Forest. The Deacons have set nearly 400 school records including marks for points scored, points per game, total offensive yards, first downs and passing yards over the past four seasons.

Clawson owns the school record for bowl victories, has climbed to the third-most wins in school history, and has led Wake Forest to a six-year period (2017-22) of success that had been unmatched in school history, winning 46 games over that period.

Meanwhile, the long-awaited Sutton Sports Performance Center opened in fall 2019 and gave Wake football a state-of-the-art facility that features a world-class strength and conditioning complex to go with 16,000 square feet of space for coaches' offices, recruiting space and team meeting areas as well as a specialized nutrition center. Additionally, the new McCreary Football Complex opening this fall.

Clawson joined the Demon Deacons after five seasons as the head coach at Bowling Green State University where he led the Falcons to the 2013 Mid-American Conference championship with a 47-27 win over No. 16 Northern Illinois.

In his 23 years as a head coach, Clawson has delivered a conference championship at each of his first three stops. Prior to the 2013 MAC title, Clawson helped Richmond to a pair of Colonial Athletic Association titles in 2005 and 2007. His first championship as a head coach came in 2002 when he led Fordham to the Patriot League title.

He has also earned numerous Coach of the Year awards. He was the Patriot League Coach of the Year in 2001 and 2002 and was awarded the 2005 Atlantic 10 Coach of the Year award in just his second year in the league. The 2007 CAA Coach of the Year award marked his fourth conference Coach of the Year honor in his first nine years as a head coach.

In 2002, Clawson was the Schutt Sports/American Football Monthly I-AA Coach of the Year and a finalist for the Eddie Robinson Award. In 2005, Clawson earned National Coach of the Year from I-AA.org and was again a finalist for the Eddie Robinson Award.

A 1989 graduate of Williams College in Massachusetts, Clawson earned a degree in political economy and played defensive back.

DEACS RECORDS UNDER DAVE CLAWSON SINCE 2017

Over the past five seasons, Wake Forest has had a multitude of record breaking performances and that has helped the program reach new heights. Below are just some of the key records broken since the start of the 2017 season:

SEASON RECORDS

| Season | Total Points | Points per game |
|--------|-------------------|-----------------|
| 2021 | 574* | 41.0 |
| Season | Total Yards | Offense average |
| 2021 | 6,550* | 467.9* |
| Season | Total Passing | Passing yds/g |
| 2021 | 4,303* | 307.4* |
| Season | Total First Downs | First Downs/g |
| 2021 | 354* | 25.3* |

SINGLE GAME RECORDS

| Season | Game | Total Yard |
|---------|--------------|-------------------|
| 2017 | Syracuse | 734* |
| Season | Game | Passing TDs |
| 2022 | Clemson | 6* |
| Season | Game | Total Plays |
| 2018/19 | Twice | 105* |
| Season | Game | Total First Downs |
| 2019 | Louisville | 40* |
| Season | Game | Sacks |
| 2023 | Old Dominion | 10.0* |

PROVEN WINNER

DAVE CLAWSON



Throughout his coaching career, Dave Clawson has shown to be one of the best program builders in the game. He has helped lift the Demon Deacon program to new heights with seven-consecutive bowl appearances for the first time in the programs history. But he is just doing what he has always done.

At each of his previous three stops, he has won at least one conference title and is the only active FBS head coach to win a Division I conference championship in four different conferences. This included two conference titles during his time at Richmond.

NCAA WINNINGEST ACTIVE COACHES BY CAREER WINS

- As of Nov. 12, 2023
1. Nick Saban, Alabama 289
 2. Brian Kelly, LSU 280
 3. Mack Brown, North Carolina 280
 4. Kirk Ferentz, Iowa 206
 5. Willie Fritz, Tulane 205
 6. Chris Creighton, Eastern Michigan 189
 7. Terry Bowden, Louisiana-Monroe 178
 8. Rich Rodriguez Jacksonville St. 170
 8. Jerry Kill, New Mexico State 171
 9. Dabo Swinney, Clemson 165
 10. Lance Leipold, Kansas 163
 10. Mike Gundy, Oklahoma State 163
 12. Craig Bohl, Wyoming 162
 13. Kyle Whittingham, Utah 160
 14. Dave Clawson, Wake Forest 153
 15. Jim Harbaugh, Michigan 142
 16. Troy Calhoun, Air Force 129
 17. Jimbo Fisher, Texas A&M 128

PERSONAL INFORMATION

Born: August 16, 1967
 Hometown: Youngstown, N.Y.
 Education: 1989 - Bachelor's from Williams;
 1992 - Master's from SUNY Albany
 Playing Experience: Williams - DB (1985-88)
 Wife: Catherine
 Children: Courtney and Eric

COACHING CAREER

| | | |
|------------|-------------|-----------------------|
| 2014-Pres. | Wake Forest | Head Coach |
| 2009-13 | BGSU | Head Coach |
| 2008 | Tennessee | Offensive Coordinator |
| 2004-07 | Richmond | Head Coach |
| 1999-03 | Fordham | Head Coach |
| 1996-98 | Villanova | Offensive Coordinator |
| 1994-95 | Lehigh | Offensive Coordinator |
| 1993 | Lehigh | Running Backs |
| 1992 | Buffalo | QBs / Running Backs |
| 1991 | Buffalo | Secondary |
| 1990 | Albany | Secondary |
| 1989 | Albany | QBs / Running Backs |

WF'S RECORD IN CLAWSON ERA

| | 2014-present |
|-------------------------------------|--------------|
| Overall | 63-59 |
| Home | 37-26 |
| Road | 21-31 |
| ACC | 31-48 |
| ACC at home | 18-22 |
| ACC on road | 13-27 |
| Neutral Site | 5-3 |
| August | 4-1 |
| September | 26-11 |
| October | 17-18 |
| November | 11-24 |
| December/January | 5-4 |
| In Bowl Games | 5-2 |
| vs. Above .500 (time of game) | 30-40 |
| vs. Below or At .500 (time of game) | 33-19 |

| | 2014-present |
|--------------------------|--------------|
| Non-Conference Record... | 32-11 |
| Overall | 19-2 |
| at home | 8-5 |
| on the road | 5-3 |
| neutral site | 5-3 |
| vs. Ranked Opponents... | 6-19 |
| Overall | 6-19 |
| vs. Top 5 | 0-10 |
| at home | 3-9 |
| on the road | 2-9 |
| neutral site | 1-1 |
| Record When Allowing... | 15-0 |
| less than 14 points | 37-8 |
| less than 21 points | 10-20 |
| 21+ points | 11-38 |
| 30+ points | 10-31 |
| 35+ Points | 2-10 |
| Defensive Touchdown | 3-2 |
| Special Teams Touchdown | 3-2 |

| | 2014-present |
|-------------------------------------|--------------|
| Record When... | 42-19 |
| leading after the 1st quarter | 11-34 |
| trailing after the 1st quarter | 10-6 |
| tied after the 1st quarter | 47-12 |
| leading at halftime | 10-41 |
| trailing at halftime | 6-6 |
| tied at halftime | 16-17 |
| halftime lead/deficit within 4 pts. | 50-10 |
| leading after the 3rd quarter | 10-46 |
| trailing after the 3rd quarter | 3-3 |
| 3rd Qtr. lead/deficit within 4 pts. | 21-14 |
| tied after the 4th quarter/OT | 3-2 |
| Turnover Margin Even | 12-15 |
| Turnover Margin +1 or better | 41-11 |
| Turnover Margin +2 or better | 24-3 |
| Turnover Margin +3 or better | 12-0 |
| Turnover Margin -1 or worse | 10-30 |
| Turnover Margin -2 or worse | 5-14 |
| Turnover Margin -3 or worse | 1-9 |
| Record With... | 3-24 |
| less than 300 yards total off. | 58-32 |
| 300+ yards total offense | 43-16 |
| 400+ yards total offense | 24-6 |
| 500+ yards total offense | 7-3 |
| 600+ yards total offense | 10-30 |
| less than 100 yards rushing | 51-28 |
| 100+ yards rushing | 40-14 |
| 150+ yards rushing | 26-8 |
| 200+ yards rushing | 10-2 |
| 250+ yards rushing | 16-22 |
| less than 200 yards passing | 35-41 |
| less than 300 yards passing | 22-12 |
| 300+ yards passing | 22-12 |

ASSISTANT COACHING STAFF



Assistant Coach/WRs **ARI CONFESSOR**

Coch Dave Clawson announced on Feb. 20, 2023 that Ari Confessor had been added to his coaching staff as the Demon Deacons wide receivers coach.

Spent the last four years (2019-22) as the WR coach at Air Force. He helped the Falcons to a 34-11 overall record and they won three bowl championships.

A 2004 Holy Cross graduate with a bachelor's degree in political science.



Asst HC for Defense/DL **DAVE COHEN**

At least one defensive lineman earn All-ACC honors in eight of his nine seasons since his arrival in 2014.

Over the last five seasons, the Deacons have racked up 167 sacks, the most sacks of any six-year period in school history.

Carlos "Boogie" Basham Jr. recorded 11 sacks in 2019, the second-most in a season by a Wake Forest player.



Offensive Coordinator/QBs **WARREN RUGGIERO**

Coordinated a Demon Deacon offense that has set or tied nearly 400 offensive records since the start of 2017.

The Deacs are the only football program in the ACC to average at least 30 points per game each year since 2017.

Since the start of the 2017 season, WFU's 185 touchdown passes are the most of any school in the ACC and that total ranks tied for seventh nationally.



Defensive Coordinator **BRAD LAMBERT**

Over the course of his first season as DC, Lambert led a defense that forced 16 turnovers (seven interceptions, nine fumbles) as Wake Forest won eight games for just the 10th time in the 115-year history of the program.

Lambert served eight seasons (2011-18) as the head coach at Charlotte, starting the program from scratch. and was an assistant at Wake Forest from 2001-10.

STAFF NOTES

Five of the 10 assistant coaches on the current Wake Forest football coaching staff have been in Winston-Salem since head coach Dave Clawson arrived ahead of the 2014 season.

Defensive Coordinator Brad Lambert, Safeties Coach James Adams and linebackers coach Glenn Spencer all enter their second season on staff. Adams has previously served under Lambert during three different stops at Wake Forest, Charlotte and Purdue while Spencer was on Lambert's staff in 2018 as the defensive coordinator. Additionally, Chip West coached with Dave Clawson when he was at Fordham and with Brad Lambert when he was at Charlotte.

Before coming to Wake Forest at the start of Dave Clawson's tenure in 2014, Coach Hunter spent the previous five seasons working on Clawson's staff at Bowling Green. He served both as a recruiting coordinator and running backs coach during their tenure, helping guide the Falcons to a 2013 Mid-American Conference title.

All football support staff are listed on GoDeacs.com with complete bios, titles and information.

LEADERSHIP

President: Dr. Susan R. Wentz, Ph.D.

Director of Athletics: John Currie

FAR: Dr. Peter Brubaker

Sr. Associate AD, Compliance: Daren Koudele

SID: Will Pantages, Andrew Kovar

Facilities: McCreary Football Complex, Sutton Sports Performance Center, McCreary Football Field House, Doc Martin Practice Fields, Allegacy Federal Credit Union Stadium – more information at GoDeacs.com.



Special Teams Coordinator/TEs **WAYNE LINEBURG**

Tutored kicker Nick Sciba who set the NCAA record by converting 34 consecutive field goal tries over the 2018 and 2019 seasons and is the all-time leading scorer in program history.

Oversaw the development of tight end Cam Serigne who earned first team All-ACC honors and set the conference record for receptions, receiving yards and touchdown catches by a tight end in a career.



Safeties **JAMES ADAMS**

Adams was with Wake Forest's new defensive coordinator Brad Lambert at Charlotte for eight seasons (2011-18).

Individually, Adams tutored safeties Chelen Garnes and Malik Mustapha who ranked third and fourth on the team in 2022 with 71 and 58, respectively. The duo combined for 10 TFLs, 4.5 sacks, one interception and two forced fumbles.

Adams was a two-time letterman at linebacker for Wake Forest.



RUNNING BACKS **JOHN HUNTER**

Put together three straight seasons of rushing for over 2,000 yards from 2017-19, the first time that has happened since 1996.

Overall since 2017, Wake Forest has rushed for 131 touchdowns and that total is one of the most productive six-year stretches in program history.

Tutored Matt Colburn II and Cade Carney who finished sixth and seventh in school history in career rushing yards.



Offensive Line **NICK TABACCA**

Placed four of its five offensive line starters on the All-ACC team following the 2019 season, the first time in school history.

Set the school record for passing yards in a season in 2019 while posting its lowest sacks allowed per pass attempt since 1998.

Eight #BeefBoys have made it to the NFL including Zach Tom, Justin Herron and Phil Haynes who were drafted.



Cornerbacks **CHIP WEST**

Coch Dave Clawson announced on Feb. 2, 2023 that Chip West had been added to his coaching staff as the Demon Deacons cornerbacks coach.

West comes to Winston-Salem with over 25 years of college coaching experience and spent the past three seasons as the cornerbacks coach at Syracuse. During his time in Upstate New York, every starting cornerback for the Orange earned All-ACC honors.



Linebackers **GLENN SPENCER**

Over three decades of college coaching experience including three years as a head coach and 10 years as a defensive coordinator.

Coached nine NFL Draft picks including 2014 First-Round Pick cornerback Justin Gilbert.

Lambert tutored senior LB Ryan Smenda, Jr. to All-ACC honorable mention honors as he tallied the 19th most tackles in the country (117).

TOP PERFORMANCES UNDER CLAWSON TEAM

POINTS

| | | | |
|----|-----|---------------|----------|
| 1. | 70 | at Army | 10/23/21 |
| 2. | 66^ | vs Campbell | 10/2/20 |
| 3. | 64 | vs Syracuse | 11/11/17 |
| 4. | 59 | vs Louisville | 10/12/19 |
| | 59 | at Duke | 11/24/18 |

TOTAL OFFENSE

| | | | |
|----|------|---------------|----------|
| 1. | 734* | at Syracuse | 11/11/17 |
| 2. | 677 | vs Duke | 10/30/21 |
| 3. | 668 | vs Louisville | 10/12/19 |
| 4. | 648 | at Texas A&M | 12/29/19 |
| 5. | 638 | at Army | 10/23/21 |

RUSHING YARDS

| | | | |
|----|-----|---------------|----------|
| 1. | 371 | at Syracuse | 11/11/17 |
| 2. | 368 | at Louisville | 10/27/18 |
| 3. | 340 | at Duke | 11/24/18 |
| 4. | 340 | vs Towson | 9/8/18 |
| 5. | 334 | vs Duke | 11/23/19 |

PASSING YARDS

| | | | |
|----|-----|-------------------|----------|
| 1. | 461 | vs Louisville | 10/28/17 |
| 2. | 458 | at Army | 10/23/21 |
| 3. | 429 | at North Carolina | 11/14/20 |
| 4. | 423 | vs Louisville | 10/12/19 |
| 5. | 421 | at Syracuse | 11/30/19 |

PASSING TOUCHDOWNS

| | | | |
|----|---|-----------------|----------|
| 1. | 6 | vs Clemson | 9/24/22 |
| | 6 | vs Elon | 9/21/19 |
| 2. | 5 | vs Louisville | 10/12/19 |
| | 5 | vs Louisville | 10/28/17 |
| | 5 | vs Presbyterian | 8/31/17 |
| | 5 | at Army | 10/23/21 |
| | 5 | at UNC | 11/6/21 |

RUSHING TOUCHDOWNS

| | | | |
|----|---|------------------|----------|
| 1. | 6 | vs Campbell | 10/2/20 |
| 2. | 5 | at Louisville | 10/27/18 |
| | 5 | at Syracuse | 11/11/17 |
| 4. | 4 | vs Delaware | 9/17/16 |
| | 4 | at NC State | 9/19/20 |
| | 4 | vs Norfolk State | 9/11/21 |
| | 4 | at Army | 10/23/21 |

PASSING COMPLETIONS

| | | | |
|----|----|---------------|----------|
| 1. | 34 | vs Utah State | 8/30/19 |
| 2. | 33 | vs Louisville | 10/12/19 |
| 3. | 32 | vs Elon | 9/21/19 |
| | 32 | vs Texas A&M | 12/29/17 |
| 5. | 31 | at Syracuse | 11/30/19 |

THIRD DOWN PERCENTAGE

| | | | |
|-----|--------------|-------------------|----------|
| 1. | 87.5 (7-8) | at Army | 10/23/21 |
| 2. | 70.8 (17-24) | at Boston College | 9/28/19 |
| T3. | 66.6 (12-18) | vs Duke | 10/30/21 |
| T3. | 66.6 (12-18) | at Duke | 11/24/18 |
| T3. | 66.6 (10-15) | vs. Vanderbilt | 9/9/23 |

FIRST DOWNS

| | | | |
|----|-----|---------------|----------|
| 1. | 40* | vs Louisville | 10/12/19 |
| 2. | 35 | at UNC | 11/6/21 |
| 3. | 34 | at Notre Dame | 11/4/17 |
| 4. | 33 | at Syracuse | 11/11/17 |
| 5. | 32 | at NC State | 9/19/20 |
| | 32 | at Syracuse | 11/30/19 |
| | 32 | vs Elon | 9/21/19 |

FEWEST POINTS ALLOWED

| | | | |
|----|----|-------------------|----------|
| 1. | 0* | at Boston College | 10/10/15 |
| 2. | 3 | vs Tulane | 9/1/16 |
| | 3 | vs Elon | 9/3/15 |
| | 3 | vs Virginia Tech | 11/22/14 |
| 5. | 7 | at Elon | 9/21/19 |
| | 7 | vs Duke | 10/30/21 |

FEWEST YARDS ALLOWED

| | | | |
|----|-----|-------------------|----------|
| 1. | 94 | vs Delaware | 9/17/16 |
| 2. | 131 | vs Gardner-Webb | 9/6/14 |
| 3. | 151 | vs Elon | 9/3/15 |
| 4. | 167 | vs Boston College | 11/26/16 |
| 5. | 182 | at Boston College | 11/27/21 |

FEWEST RUSHING YARDS ALLOWED

| | | | |
|----|-----|-----------------|----------|
| 1. | -20 | vs #23 Temple | 12/27/17 |
| 2. | 37 | at Duke | 9/10/16 |
| 3. | 42 | vs Utah State | 9/16/17 |
| 4. | 47 | at #15 NC State | 11/8/18 |
| 5. | 51 | vs Elon | 9/3/15 |

FEWEST PASSING YARDS ALLOWED

| | | | |
|----|----|-------------------|----------|
| 1. | 18 | vs Army | 9/3/15 |
| 2. | 19 | at Boston College | 11/27/21 |
| 3. | 38 | vs Delaware | 12/27/16 |
| 4. | 41 | vs Presbyterian | 11/23/19 |
| 5. | 54 | at Army | 9/19/15 |
| | 54 | vs Gardner-Webb | 9/6/14 |

TURNOVERS FORCED

| | | | |
|----|---|-------------------|----------|
| 1. | 6 | vs. FSU | 9/18/21 |
| 2. | 5 | at Indiana | 9/24/16 |
| | 5 | Rutgers | 12/31/21 |
| 3. | 4 | at #1 Clemson | 11/21/15 |
| | 4 | at Florida State | 10/15/16 |
| | 4 | at Boston College | 9/9/17 |
| | 4 | at Duke | 11/24/18 |
| | 4 | vs Campbell | 10/2/20 |
| | 4 | vs Liberty | 9/17/22 |

SACKS

| | | | |
|----|------|-------------------|----------|
| 1. | 10.0 | at ODU | 9/16/23 |
| 2. | 7.0 | vs Louisville | 10/28/17 |
| | 7.0 | vs NC State | 10/24/15 |
| 4. | 6.0 | at Indiana | 9/26/15 |
| | 6.0 | vs North Carolina | 9/13/19 |
| | 6.0 | at UVA | 9/24/21 |

TACKLES FOR LOSS

| | | | |
|----|------|------------------|----------|
| 1. | 17.0 | vs Florida State | 9/30/17 |
| 2. | 13.0 | vs #23 Temple | 12/27/16 |
| 3. | 12.0 | at #1 Clemson | 11/21/15 |
| | 12.0 | vs Louisville | 10/12/19 |
| | 12.0 | at ODU | 9/16/23 |

OPPONENT THIRD DOWN PERCENTAGE

| | | | |
|----|-------------|-------------------|----------|
| 1. | 7.6 (1-13) | vs Elon | 9/3/15 |
| 2. | 8.3 (1-12) | vs #23 Temple | 12/27/16 |
| 3. | 9.0 (1-11) | vs Duke | 11/23/19 |
| 4. | 10.0 (1-10) | at Boston College | 11/27/21 |
| 5. | 11.1 (1-9) | at Syracuse | 9/12/15 |

FEWEST OPPONENT FIRST DOWNS

| | | | |
|----|----|-------------------|----------|
| 1. | 6 | vs Elon | 9/3/15 |
| 2. | 9 | at Boston College | 11/27/21 |
| 3. | 10 | vs Boston College | 11/26/16 |
| 4. | 11 | at Vanderbilt | 9/10/22 |
| | 11 | vs Elon | 9/21/19 |
| | 11 | at Army | 9/19/15 |
| | 11 | vs Gardner-Webb | 9/6/14 |

* Indicates a school record // ^Indicates Allegacy Stadium record

TOP PERFORMANCES

UNDER CLAWSON INDIVIDUAL

PASSING YARDS

| | | | | |
|----|-----|------------|---------------|----------|
| 1. | 461 | J. Wolford | vs Louisville | 10/28/17 |
| 2. | 458 | S. Hartman | at Army | 10/23/21 |
| 3. | 429 | S. Hartman | at UNC | 11/14/20 |
| 4. | 402 | S. Hartman | vs Duke | 10/30/21 |
| 5. | 401 | J. Newman | vs Utah State | 10/12/19 |
| 6. | 400 | J. Wolford | vs Texas A&M | 12/29/17 |

RUSHING YARDS

| | | | | |
|----|-----|---------------|---------------|----------|
| 1. | 243 | M. Colburn II | at Louisville | 10/27/18 |
| 2. | 237 | M. Colburn II | at Syracuse | 11/11/17 |
| 3. | 223 | C. Carney | at Duke | 11/24/18 |
| 4. | 165 | D. Claiborne | vs. Vandy | 9/9/23 |
| 5. | 150 | M. Colburn II | vs Texas A&M | 12/29/17 |
| 6. | 144 | J. Newman | vs Duke | 11/23/19 |

RECEIVING YARDS

| | | | | |
|----|-----|------------|------------------|----------|
| 1. | 196 | S. Surratt | vs Louisville | 10/12/19 |
| 2. | 189 | K. Hinton | vs Duke | 11/23/19 |
| 3. | 172 | D. Greene | at Syracuse | 11/30/19 |
| 4. | 171 | A. Bachman | vs Memphis | 12/22/18 |
| 5. | 170 | S. Surratt | vs Florida State | 10/19/19 |
| | 170 | D. Greene | at UNC | 11/14/20 |

RECEPTIONS

| | | | | |
|----|----|-------------|---------------|----------|
| 1. | 13 | K. Hinton | vs Louisville | 10/12/19 |
| 2. | 12 | S. Surratt | vs Louisville | 10/12/19 |
| | 12 | G. Dortch | at Tulane | 8/30/18 |
| | 12 | J. Roberson | at UNC | 11/14/20 |
| 5. | 11 | K. Hinton | at Syracuse | 11/30/19 |
| | 11 | S. Surratt | at Tulane | 8/30/19 |

LONGEST PASS

| | | | | |
|----|----|-----------------------|-------------|----------|
| 1. | 80 | Roberson from Hartman | at Syracuse | 10/31/20 |
| 2. | 75 | Roberson from Hartman | at Army | 10/23/21 |
| | 75 | Williams from Hartman | at Army | 10/23/21 |
| | 75 | Greene from Hartman | at Syracuse | 11/30/19 |
| 5. | 70 | Surratt from Newman | vs Utah St | 8/30/19 |

LONGEST RUSH

| | | | | |
|----|----|---------------|----------------|----------|
| 1. | 96 | K. Walker III | at Rice | 9/6/19 |
| 2. | 76 | M. Colburn II | at Syracuse | 11/11/17 |
| 3. | 75 | K. Walker III | vs. UVA | 10/17/20 |
| 4. | 74 | M. Colburn II | at Louisville | 10/27/18 |
| | 74 | T. Carney | vs. Vanderbilt | 9/9/23 |
| 5. | 70 | J. Wolford | vs Elon | 9/3/15 |

SACKS

| | | | | |
|-----|------------|--------------|-------------------|----------|
| 1. | 3.0 | D. Ejiofor | at Duke | 9/10/16 |
| 3.0 | J. Roberts | at ODU | 9/16/23 | |
| 3.0 | J. Davis | at ODU | 9/16/23 | |
| 4. | 2.5 | D. Ejiofor | at Georgia Tech | 10/21/17 |
| | 2.5 | C. Basham | vs North Carolina | 9/13/19 |
| | 2.5 | C. Basham | vs Duke | 11/23/19 |
| 7. | 2.0 | W. Yarbarry | at Duke | 11/24/18 |
| | 2.0 | L. Masterson | at UVA | 9/24/21 |
| | 2.0 | L. Vilain | vs. Pitt | 12/4/21 |
| | 2.0 | M. Mustapha | vs. Liberty | 9/17/22 |
| | 2.0 | t. Williams | vs. Mizzou | 12/23/22 |

LONGEST PUNT

| | | | | |
|----|----|-----------|------------|----------|
| 1. | 80 | D. Maggio | vs Clemson | 11/19/16 |
| 2. | 74 | D. Maggio | vs Duke | 11/25/17 |
| 3. | 73 | A. Kinal | vs Clemson | 11/6/14 |
| 4. | 70 | A. Kinal | vs Elon | 9/3/15 |
| 5. | 66 | D. Maggio | at Clemson | 11/16/19 |

LONGEST FIELD GOAL

| | | | | |
|----|----|-----------|-------------------|----------|
| 1. | 50 | M. Weaver | vs Clemson | 11/6/14 |
| | 49 | N. Sciba | vs Memphis | 12/22/18 |
| 3. | 47 | M. Weaver | at Army | 9/19/15 |
| 4. | 46 | M. Weaver | vs Virginia | 11/5/16 |
| | 46 | N. Sciba | vs. Virginia Tech | 10/24/20 |
| | 46 | N. Sciba | vs. Norfolk State | 9/11/21 |
| | 46 | N. Sciba | at UVA | 9/24/21 |
| | 46 | M. Dennis | vs. Liberty | 9/17/22 |

NUMERICAL ROSTER

| NO. | NAME | POS. | HT. | WT. | YR. | HOMETOWN/HIGH SCHOOL/PREVIOUS SCHOOL |
|-----|-----------------------|------|--------|-----|-------|---|
| 0 | Brendon Harris | DB | 6' 1" | 208 | R-Sr. | Chattanooga, TN/Baylor School/Vanderbilt |
| 1 | Caelen Carson | DB | 6' 0" | 195 | Jr. | Waldorf, MD/North Point |
| 2 | Taylor Morin | WR | 5' 10" | 180 | R-Jr. | Centreville, VA/Westfield |
| 3 | Troy Hoilman | QB | 6' 1" | 188 | R-So. | Newland, NC/Avery County |
| 3 | Malik Mustapha | DB | 5' 11" | 207 | Jr. | Charlotte, N.C./Weddington/Richmond |
| 4 | Walker Merrill | WR | 6' 1" | 193 | Jr. | Brentwood, TN/Brentwood/Tennessee |
| 5 | Horatio Fields | WR | 6' 3" | 202 | R-So. | Douglasville, GA/New Manchester |
| 5 | Kendron Wayman | DL | 6' 4" | 255 | Jr. | Denton, MD/North Caroline |
| 6 | Justice Ellison | RB | 5' 10" | 209 | Jr. | Ashburn, VA/The Flint Hill School |
| 7 | AJ Williams | DB | 5' 11" | 200 | R-Jr. | Bamberg, SC/Bamberg-Ehrhardt |
| 8 | Wesley Grimes | WR | 6' 2" | 187 | So. | Raleigh, NC/Millbrook |
| 9 | Chelen Garnes | DB | 5' 11" | 207 | Sr. | Waldorf, MD/North Point/Navy |
| 10 | Charlie Gilliam | QB | 6' 3" | 193 | Fr. | McDonough, GA/Eagles Landing Christian Academy |
| 10 | DaShawn Jones | DB | 6' 0" | 181 | R-So. | Baltimore, MD/Mount Saint Joseph |
| 11 | Donavon Greene | WR | 6' 2" | 206 | R-Jr. | Mount Airy, NC/Mount Airy |
| 11 | Nick Helbig | DL | 6' 2" | 284 | R-Sr. | Groton, CT/Fitch/Wesleyan (CT) |
| 12 | Mitch Griffis | QB | 5' 11" | 193 | R-So. | Ashburn, VA/Broad Run |
| 12 | Jacobi Gilbert | DB | 5' 10" | 195 | R-So. | Atlanta, GA/Westlake |
| 13 | Ke'Shawn Williams | WR | 5' 10" | 190 | Jr. | Philadelphia, PA/Springside Chestnut Hill Academy |
| 14 | Tyler Mizzell | QB | 6' 1" | 171 | Fr. | Denver, NC/East Lincoln |
| 14 | Evan Slocum | DB | 5' 11" | 191 | Jr. | Cartersville, GA/Cartersville |
| 15 | Michael Kern | QB | 6' 2" | 192 | R-Jr. | Orlando, FL/Lake Nona |
| 15 | Jaylen Hudson | DL | 6' 3" | 259 | R-Jr. | Fayetteville, NC/Cape Fear |
| 17 | Zamari Stevenson | DB | 5' 11" | 175 | So. | Statesville, NC/Statesville |
| 17 | Michael Frogge | TE | 6' 5" | 240 | R-So. | Greensboro, NC/Northern Guilford |
| 18 | Santino Marucci | QB | 6' 1" | 217 | R-So. | Jacksonville, Fla./Bartram Trail |
| 18 | Eldrick Robinson II | LB | 6' 0" | 218 | So. | Pensacola, FL/Booker T. Washington/Georgia Southern |
| 20 | Cameron Hite | TE | 6' 3" | 243 | R-Jr. | Greeneville, TN/Greeneville |
| 20 | Trent Nicholson | DB | 5' 11" | 176 | R-So. | Sammamish, WA/Eastlake |
| 21 | Zach Igwebe | RB | 6' 0" | 207 | R-So. | Clarksville, MD/River Hill |
| 21 | Chase Jones | LB | 6' 1" | 234 | Sr. | Warren, NJ/St. Peter's Prep |
| 22 | Demarcus Rankin | DB | 6' 0" | 183 | Jr. | Lancaster, TX/Ferris/Notre Dame College |
| 23 | Demond Claiborne | RB | 5' 9" | 200 | So. | Aylett, VA/King William |
| 23 | Antonio Robinson, Jr. | DB | 5' 10" | 168 | Fr. | Miami, FL/Beechwood (Ky.) |
| 24 | Dylan Hazen | LB | 6' 1" | 228 | R-So. | The Woodlands, TX/The Woodlands College Park |
| 25 | Jamare Glasker | DB | 6' 1" | 175 | R-Fr. | Temple Hills, MD/Potomac |
| 26 | Drew Pickett | RB | 5' 9" | 184 | Fr. | Montgomery, AL/Russell County |
| 26 | Quincy Bryant | LB | 6' 0" | 224 | R-So. | Lilburn, Ga./Parkview |
| 27 | Travon West | DB | 5' 11" | 171 | Fr. | Piedmont, SC/Wren |
| 28 | David Egbe | RB | 5' 10" | 203 | Fr. | Millstone, NJ/Loomis Chaffee |
| 29 | Christian Greene | WR | 6' 2" | 173 | R-So. | Ashburn, VA/Briar Woods |
| 29 | Andre Hodge | DB | 5' 11" | 186 | R-Fr. | Fort Mill, SC/Catawba Ridge |
| 30 | Tate Carney | RB | 5' 10" | 209 | R-Fr. | Davie County, NC/Davie County |
| 30 | Jasheen Davis | DL | 6' 3" | 259 | Jr. | Snellville, GA/Shiloh |
| 32 | Will Cobb | LS | 5' 10" | 201 | R-So. | Matthews, NC/Weddington |
| 34 | Walker Ferguson | WR | 6' 2" | 200 | R-So. | Richmond, VA/Trinity Episcopal School |
| 34 | Zach Ranson | LB | 6' 2" | 233 | R-Jr. | Snellville, GA/St. Pius X Catholic |
| 35 | James Hillhouse | WR | 5' 11" | 185 | Fr. | Westport, CT/Staples |
| 35 | Rushaun Tongue | DB | 6' 1" | 181 | Fr. | Pasadena, MD/Chesapeake |
| 36 | Ivan Mora | P | 6' 0" | 189 | R-Jr. | Dalton, GA/Dalton |
| 37 | Christian Masterson | DB | 5' 11" | 189 | R-So. | Naples, FL/Gulf Coast |
| 38 | Davaughn Patterson | DB | 6' 1" | 214 | Fr. | North Jacksonville, FL/Edward H White |
| 39 | Aiden Hall | LB | 6' 2" | 217 | Fr. | Pleasant Grove, AL/Pleasant Grove |
| 40 | Jacob Roberts | LB | 6' 1" | 233 | Sr. | Charlotte, NC/Mallard Creek/NC A&T |
| 41 | Will Towns | RB | 5' 11" | 210 | R-So. | Jackson, NJ/Jackson Memorial |
| 41 | John Peterson III | DB | 5' 11" | 192 | R-So. | Elon, NC/Episcopal |
| 42 | Tyler Walton | DL | 6' 5" | 249 | Fr. | Suwanee, GA/North Gwinnett |
| 43 | Mason Andrade | RB | 5' 11" | 212 | R-Fr. | Watertown, MA/Watertown |
| 43 | BJ Williams | DL | 6' 4" | 256 | R-So. | Johnston, S.C./Strom Thurmond |
| 44 | Ryan Dupont | TE | 6' 1" | 224 | R-So. | Roswell, GA/Blessed Trinity |
| 44 | Justin Williams | DL | 6' 2" | 282 | R-Jr. | Seffner, FL/Armwood |
| 45 | Andrew Gregerson | WR | 6' 2" | 180 | R-Fr. | Minneapolis, MN/Southwest |
| 45 | Nick Andersen | DB | 5' 11" | 194 | So. | Clifton, VA/Centreville |
| 46 | Kevin Check | TE | 6' 5" | 226 | R-Fr. | Mclean, VA/The Potomac School |
| 46 | Kerrington Lee | DL | 6' 4" | 241 | Fr. | Palm Beach Gardens, FL/Dwyer |
| 48 | Wesley Stroebel | WR | 6' 1" | 187 | R-Fr. | Cedarburg, WI/Cedarburg |
| 48 | Max Miller | LB | 6' 0" | 217 | R-So. | Frankfort, IL/Fork Union Military Academy |
| 49 | Landen Baker | TE | 6' 4" | 231 | Fr. | Elm City, NC/Southern Nash |
| 49 | Cody Cater | DB | 6' 1" | 204 | R-So. | Charlotte, NC/Providence Day School |
| 50 | Kyland Armstrong | OL | 6' 3" | 271 | Fr. | Orange Park, FL/Oakleaf |
| 51 | Luke White | LB | 6' 0" | 190 | R-Fr. | Los Gatos, CA/Los Gatos |
| 52 | Spencer Clapp | OL | 6' 6" | 300 | R-Sr. | Gibsonville, NC/Eastern Guilford |
| 52 | Brooks Yurachek | LB | 6' 1" | 218 | Fr. | Fayetteville, AR/Fayetteville |
| 53 | Carter Broers | DL | 6' 1" | 254 | R-Fr. | North Sioux City, SD/IMG Academy |
| 54 | Matt Gulbin | OL | 6' 4" | 313 | R-So. | Wilton, Conn./Wilton |
| 54 | Khyler Watson | DL | 6' 2" | 220 | Fr. | Charlotte, NC/Ardrey Kell |
| 55 | Michael Jurgens | OL | 6' 4" | 311 | R-Sr. | Damascus, MD/Damascus |
| 55 | Bryce Ganious | DL | 6' 2" | 281 | Jr. | Houston, TX/Second Baptist/Villanova |
| 56 | Brandon Hoyle | DL | 6' 2" | 222 | R-Fr. | Shelby, NC/Sheby |
| 57 | Sebastien Pierre | OL | 6' 0" | 280 | R-Fr. | Norwalk, CT/Norwalk |

ALPHABETICAL

| | | |
|----|---------------------|------|
| 60 | Uber Ajongo | OL |
| 81 | Deuce Alexander | WR |
| 45 | Nick Andersen | DB |
| 43 | Mason Andrade | RB |
| 50 | Kyland Armstrong | OL |
| 80 | Jahmal Banks | WR |
| 98 | Tyler Black | P |
| 82 | Trey Boll | TE |
| 81 | Anthony Borrielo | DB |
| 96 | Claude Bragg | DL |
| 53 | Carter Broers | DL |
| 26 | Quincy Bryant | LB |
| 97 | Caleb Carlson | K |
| 30 | Tate Carney | RB |
| 1 | Caelen Carson | DB |
| 49 | Cody Cater | DB |
| 93 | Isaiah Chaney | DL |
| 46 | Kevin Check | TE |
| 23 | Demond Claiborne | RB |
| 52 | Spencer Clapp | OL |
| 32 | Will Cobb | LS |
| 76 | Jaydon Collins | OL |
| 98 | Wyatt Crespi | DL |
| 30 | Jasheen Davis | DL |
| 99 | Matthew Dennis | K |
| 66 | Cale Doyle | OL |
| 44 | Ryan Dupont | TE |
| 28 | David Egbe | RB |
| 83 | Gavin Ellis | TE |
| 6 | Justice Ellison | RB |
| 71 | C.J. Elmonus | OL |
| 34 | Walker Ferguson | WR |
| 5 | Horatio Fields | WR |
| 78 | Christian Forbes | OL |
| 86 | Michael Frogge | TE |
| 55 | Bryce Ganious | DL |
| 9 | Chelen Garnes | DB |
| 12 | Jacobi Gilbert | DB |
| 10 | Charlie Gilliam | QB |
| 87 | Jaydn Girard | WR |
| 25 | Jamare Glasker | DB |
| 62 | DeVonte Gordon | OL |
| 29 | Christian Greene | WR |
| 11 | Donavon Greene | WR |
| 45 | Andrew Gregerson | RB |
| 12 | Mitch Griffis | QB |
| 8 | Wesley Grimes | WR |
| 54 | Matt Gulbin | OL |
| 39 | Aiden Hall | LB |
| 99 | Elijah Hall | DL |
| 0 | Brendon Harris | DB |
| 24 | Dylan Hazen | LB |
| 11 | Nick Helbig | DL |
| 20 | Cameron Hite | TE |
| 29 | Andre Hodge | DB |
| 3 | Troy Hoilman | DB |
| 56 | Brandon Hoyle | DL |
| 15 | Jaylen Hudson | LB |
| 42 | Josh Igwebe | RB |
| 75 | Derrell Johnson II | OL |
| 21 | Chase Jones | LB |
| 10 | DaShawn Jones | DB |
| 55 | Michael Jurgens | OL |
| 85 | AK Kelly | WR |
| 15 | Michael Kern | QB |
| 46 | Kerrington Lee | DL |
| 89 | Harry Lodge | TE |
| 94 | Zach Lohavichan | DL |
| 65 | Hank Lucas | OL |
| 58 | Matthew Lusardi | DL |
| 95 | Chris Marable, Jr. | DL |
| 18 | Santino Marucci | QB |
| 37 | Christian Masterson | DB |
| 86 | Micah Mays Jr. | WR |
| 68 | Devin McRae | OL |
| 4 | Walker Merrill | WR |
| 48 | Max Miller | LB |
| 14 | Tyler Mizzell | QB |
| 36 | Ivan Mora | P/PK |

NUMERICAL ROSTER

| NO. | NAME | POS. | HT. | WT. | YR. | HOMETOWN/HIGH SCHOOL/PREVIOUS SCHOOL |
|-----|---------------------|------|--------|-----|-------|--|
| 58 | Matthew Lusardi | DL | 6' 2" | 244 | R-Fr. | Basking Ridge, NJ/Ridge |
| 60 | Uber Ajongo | OL | 6' 6" | 279 | Fr. | Ottawa, Ontario/Phillips/Exeter Academy |
| 62 | DeVonte Gordon | OL | 6' 5" | 310 | R-Jr. | Washington, DC/Maret School |
| 63 | Jake Pascual | OL | 6' 2" | 278 | R-So. | Winston-Salem, NC/Reagan |
| 65 | Hank Lucas | OL | 6' 2" | 275 | R-Fr. | West Des Moines, IA/Valley |
| 66 | Cale Doyle | OL | 6' 3" | 279 | R-Fr. | Chagrin Falls, OH/Kenston |
| 68 | Devin McRae | OL | 6' 4" | 295 | Fr. | McRae, GA/Telfair County HS |
| 70 | Nick Sharpe | OL | 6' 2" | 330 | R-So. | Gastonia, N.C./Hunter Huss |
| 71 | CJ Elmonus | OL | 6' 7" | 295 | R-Jr. | Fairview, NC/A.C. Reynolds |
| 72 | Erik Russell | OL | 6' 8" | 301 | R-So. | Scituate, MA/Boston College High |
| 73 | Zach Vaughan | OL | 6' 6" | 304 | R-So. | Milton, MA/Milton Academy |
| 74 | Luke Petitbon | OL | 6' 2" | 294 | So. | Annapolis, MD/Gonzaga College |
| 75 | Derrell Johnson II | OL | 6' 3" | 294 | R-Fr. | Jacksonville, FL/Riverside |
| 76 | Jaydon Collins | OL | 6' 6" | 296 | R-So. | Greer, S.C./Greer |
| 77 | George Sell | OL | 6' 4" | 300 | R-So. | Chagrin Falls, OH/Kenston |
| 78 | Christian Forbes | OL | 6' 4" | 290 | R-So. | Plainsboro, NJ/Lawrenceville School |
| 79 | George Steih | OL | 6' 5" | 273 | Fr. | Franklin, TN/Grace Christian Academy |
| 80 | Jahmal Banks | WR | 6' 4" | 205 | Jr. | Washington, DC/St. Frances Academy |
| 81 | Deuce Alexander | WR | 5' 11" | 165 | Fr. | Douglasville, GA/Douglas County |
| 81 | Anthony Borriello | DB | 5' 11" | 191 | R-So. | Red Bank, NJ/Red Bank Catholic |
| 82 | Trey Boll | TE | 6' 4" | 231 | Jr. | Richmond, VA/Collegiate |
| 83 | Gavin Ellis | TE | 6' 4" | 238 | R-So. | Hampstead, NC/Topsail |
| 83 | Ben Morgan | K | 5' 10" | 130 | R-Fr. | Bluefield, VA/Graham |
| 84 | Nick Ragano | WR | 6' 0" | 181 | R-So. | Clifton, VA/Centreville |
| 84 | William Tackie, Jr. | DB | 5' 10" | 190 | Fr. | Durham, NC/Hillsdale |
| 85 | AK Kelly | WR | 6' 4" | 186 | R-Fr. | Greenville, SC/Greenville |
| 85 | Mark Rogalski | DB | 6' 1" | 191 | Fr. | Eden Prairie, MN/St Thomas Academy |
| 86 | Micah Mays Jr. | WR | 6' 2" | 184 | Fr. | Palm Beach Gardens, FL/The Benjamin School |
| 87 | Jaydn Girard | WR | 6' 0" | 181 | R-Fr. | Seffner, FL/Jesuit |
| 88 | Ian Ver Steeg | WR | 6' 0" | 182 | R-Fr. | Severn, MD/Archbishop Spalding |
| 89 | Harry Lodge | TE | 6' 6" | 239 | R-Fr. | Cambridge, MA/Belmont |
| 90 | Jacob Zuhr | LS | 6' 0" | 220 | R-So. | Oviedo, FL/Hagerty |
| 91 | Kevin Pointer | DL | 6' 1" | 282 | R-Jr. | Jonesboro, Ark./Jonesboro Senior/UL-Monroe |
| 92 | Ka'Shawn Thomas | DL | 6' 1" | 276 | Fr. | Brunswick, GA/Brunswick |
| 93 | Isaiah Chaney | DL | 6' 4" | 279 | R-Jr. | Cartersville, GA/Cartersville |
| 94 | Zach Lohavichan | DL | 6' 3" | 280 | R-So. | Charlotte, NC/Providence Day School |
| 95 | Chris Marable, Jr. | DL | 6' 4" | 283 | Fr. | Hilton Head Island, SC/Hilton Head School |
| 96 | Claude Bragg | DL | 6' 4" | 239 | R-So. | Davidson, NC/Community School of Davidson |
| 97 | Caleb Carlson | K | 6' 3" | 193 | R-Fr. | Coconut Grove, FL/Ransom Everglades School |
| 97 | Quincy Williams | DL | 6' 4" | 249 | R-Fr. | Bowie, MD/Bishop McNamara |
| 98 | Tyler Black | P | 5' 10" | 179 | Fr. | Goochland, VA/Goochland HS |
| 98 | Wyatt Crespi | DL | 6' 1" | 279 | R-So. | Concord, CA/De La Salle |
| 99 | Matthew Dennis | K | 5' 11" | 193 | R-So. | Charlotte, N.C./Myers Park |
| 99 | Elijah Hall | DL | 6' 3" | 275 | R-Fr. | Shelby, NC/Crest |

ALPHABETICAL

| | | |
|----|---------------------|----|
| 83 | Ben Morgan | K |
| 2 | Taylor Morin | WR |
| 3 | Malik Mustapha | DB |
| 20 | Trent Nicholson | DB |
| 63 | Jake Pascual | OL |
| 38 | Davaughn Patterson | DB |
| 41 | John Peterson III | LB |
| 74 | Luke Petitbon | OL |
| 26 | Drew Pickett | RB |
| 57 | Sebastian Pierre | OL |
| 91 | Kevin Pointer | DL |
| 38 | Nick Ragano | WR |
| 22 | Demarcus Rankin | DB |
| 34 | Zach Ranson | LB |
| 40 | Jacob Roberts | LB |
| 18 | Eldrick Robinson II | LB |
| 85 | Mark Rogalski | DB |
| 72 | Erik Russell | OL |
| 77 | George Sell | OL |
| 70 | Nick Sharpe | OL |
| 14 | Evan Slocum | DB |
| 79 | George Steih | OL |
| 17 | Zamari Stevenson | DB |
| 84 | William Tackie, Jr. | DB |
| 92 | Ka'Shawn Thomas | DL |
| 35 | Rushaun Tongue | DB |
| 41 | Will Towns | RB |
| 73 | Zach Vaughan | OL |
| 88 | Ian Ver Steeg | WR |
| 42 | Tyler Walton | DL |
| 5 | Kendron Wayman | DL |
| 27 | Travon West | DB |
| 51 | Luke White | LB |
| 7 | A.J. Williams | DB |
| 43 | BJ Williams | DL |
| 44 | Justin Williams | DL |
| 13 | Ke'Shawn Williams | WR |
| 97 | Quincy Williams | DL |
| 52 | Brooks Yurachek | LB |
| 90 | Jacob Zuhr | LS |

PRONUNCIATION GUIDE

PLAYERS

| | |
|------------------|--------------|
| Uber Ajongo | A-jawn-go |
| Carter Broers | Broo-ers |
| Caelen Carson | KAY-lin |
| Demond Claiborne | Duh-mond |
| Jaydon Collins | Jay-din |
| David Egbe | Egg-be |
| C.J. Elmonus | el-MUH-noose |
| Horatio Fields | HOR-a-sheo |
| Michael Frogge | FROOOG |
| Bryce Ganious | Gain-us |
| Chelen Garnes | CHAY-lin |
| Zach Igwebe | Ig-whey-bae |
| Zach Lohavichan | Low-veech-en |

| | |
|-----------------|-------------|
| Walker Merrill | Mare-il |
| Tyler Mizzell | My-zell |
| Taylor Morin | MORE-in |
| Malik Mustapha | Mal-ICK |
| George Steih | Sty |
| Rushaun Tongue | Ru-shawn |
| Travon West | Trey-von |
| Brooks Yurachek | Yer-a-check |
| Jacob Zuhr | Zoo-er |

COACHES

| | |
|-----------------|-------------|
| Warren Ruggiero | ROO-gheer-o |
| Nick Tabacca | TA-back-a |
| Ari Confesor | Ah-fee |

QUICK FACTS

THE BASICS

Location (Founded): Winston-Salem, N.C. (1834)
 Conference: Atlantic Coast
 Enrollment: 8,495 (5,287 undergraduate)
 Colors: Old Gold & Black
 Nickname: Demon Deacons
 Band: Spirit of the Old Gold and Black
 President: Dr. Susan R. Wentz
 Faculty Representative: Dr. Peter Brubaker
 Director of Athletics: John Currie

FACILITY INFO

Stadium (Opened): Allegacy Federal Credit Union Stadium (1968)
 Capacity: 31,500
 Surface: FieldTurf
 Record at Allegacy Stadium: 152-166-4 (.466)

TEAM INFO

2022 Overall Record: 8-5
 Home/Away/Neutral: 5-1 / 2-4 / 1-0
 ACC Record: 3-5
 Home/Away: 2-1 / 1-4
 Starters Returning: 11

HISTORY

First Year of Football: 1888
 All-Time Overall Record: 492-683-33 (.421)
 All-Time ACC Record: 160-337-5 (.323)
 ACC Championships: 2 (2006, 1970)
 ACC Atlantic Titles: (2021, 2006)
 ACC Championship Games: 2 (2006, 2021)
 National Championships: 0
 CFP Appearances/Titles: 0/0

2023 ACC STANDINGS

| SCHOOL | ACC | POINTS | PCT. | OVR. | OVR. PTS. | PCT. | NEUTRAL | STREAK |
|----------------|-----|---------|-------|------|-----------|-------|---------|--------|
| Florida State | 8-0 | 272-136 | 1.000 | 10-0 | 383-173 | 1.000 | 1-0 | W10 |
| Louisville | 6-1 | 217-137 | .857 | 9-1 | 327-171 | .900 | 1-0 | W3 |
| North Carolina | 4-2 | 236-184 | .667 | 8-2 | 399-255 | .800 | 1-0 | W2 |
| NC State | 4-2 | 107-87 | .667 | 7-3 | 248-194 | .700 | 0-0 | W3 |
| Virginia Tech | 4-2 | 174-139 | .667 | 5-5 | 260-239 | .500 | 0-0 | W1 |
| Georgia Tech | 4-3 | 222-214 | .571 | 5-5 | 320-313 | .500 | 0-0 | L1 |
| Boston College | 3-3 | 161-192 | .500 | 6-4 | 264-285 | .600 | 0-0 | L1 |
| Duke | 3-3 | 141-139 | .500 | 6-4 | 276-188 | .600 | 0-0 | L1 |
| Clemson | 3-4 | 158-158 | .429 | 6-4 | 303-212 | .600 | 0-0 | W2 |
| Miami | 2-4 | 134-157 | .333 | 6-4 | 309-207 | .600 | 0-0 | L2 |
| Syracuse | 1-5 | 72-180 | .167 | 5-5 | 249-223 | .500 | 1-0 | W1 |
| Pitt | 1-3 | 120-173 | .167 | 2-8 | 199-282 | .200 | 0-1 | L4 |
| Virginia | 1-5 | 143-183 | .200 | 2-8 | 232-323 | .200 | 0-1 | L3 |
| Wake Forest | 1-6 | 105-185 | .143 | 4-6 | 205-246 | .400 | 0-0 | L3 |

AROUND THE ACC

| | |
|--------------------------------|-------------------|
| Thursday, Nov. 16 | |
| Boston College at Pitt | 7:00 P.M., ESPN |
| Saturday, Nov. 18 | |
| Louisville at Miami | 12:00 P.M., ABC |
| Duke at Virginia | 3:00 P.M., The CW |
| NC State at Virginia Tech | 3:30 P.M., ACCN |
| Wake Forest at Notre Dame | 3:30 P.M., NBC |
| North Carolina at Clemson | 3:30 P.M., ESPN |
| North Alabama at Florida State | 6:30 P.M., The CW |
| Syracuse at Georgia Tech | 8:00 P.M., ESPN |

NATIONAL POLLS

ASSOCIATED PRESS
(Week 12)

| Rank | School (1st Place Votes) | Record | Point | Trend |
|------|--------------------------|--------|-------|-------|
| 1 | Georgia (54) | 10-0 | 1540 | - |
| 2 | Michigan (7) | 10-0 | 1464 | - |
| 3 | Ohio State (1) | 10-0 | 1433 | - |
| 4 | Florida State | 10-0 | 1366 | - |
| 5 | Washington | 10-0 | 1322 | - |
| 6 | Oregon | 9-1 | 1218 | - |
| 7 | Texas | 9-1 | 1180 | - |
| 8 | Alabama | 9-1 | 1141 | - |
| 9 | Louisville | 9-1 | 1002 | +2 |
| 10 | Oregon State | 8-2 | 934 | +2 |
| 11 | Missouri | 8-2 | 917 | +5 |
| 12 | Penn State | 8-2 | 857 | -3 |
| 13 | Ole Miss | 8-2 | 810 | -3 |
| 14 | Oklahoma | 8-2 | 733 | +3 |
| 15 | LSU | 7-3 | 703 | +3 |
| 16 | Utah | 7-3 | 543 | -3 |
| 17 | Tulane | 9-1 | 412 | +3 |
| 18 | James Madison | 10-0 | 405 | +3 |
| 19 | Arizona | 7-3 | 387 | +4 |
| 20 | Notre Dame | 7-3 | 359 | +2 |
| 21 | Tennessee | 7-3 | 333 | -7 |
| 22 | North Carolina | 8-2 | 265 | +2 |
| 23 | Kansas State | 7-3 | 240 | - |
| 24 | Oklahoma State | 7-3 | 178 | -9 |
| 25 | Liberty | 10-0 | 133 | - |

Others receiving votes:

Iowa 111, Kansas 83, Toledo 51, Fresno St. 13, Southern Cal 5, UNLV 4, SMU 4, NC State 2, Miami (Ohio) 1, Texas A&M 1.

USA TODAY COACHES
(Week 12)

| Rank | School (1st Place Votes) | Record | Point | Trend |
|------|--------------------------|--------|-------|-------|
| 1 | Georgia (58) | 10-0 | 1519 | - |
| 2 | Michigan (3) | 10-0 | 1479 | - |
| 3 | Ohio State (3) | 10-0 | 1467 | - |
| 4 | Florida State | 10-0 | 1428 | - |
| 5 | Washington | 10-0 | 1358 | - |
| 6 | Oregon | 9-1 | 1256 | - |
| 7 | Texas | 9-1 | 1197 | - |
| 8 | Alabama | 9-1 | 1197 | - |
| 9 | Louisville | 9-1 | 1042 | +2 |
| 10 | Oregon State | 8-2 | 945 | +3 |
| 11 | Missouri | 8-2 | 937 | +4 |
| 12 | Penn State | 8-2 | 890 | -3 |
| 13 | Oklahoma | 8-2 | 817 | +3 |
| 14 | Ole Miss | 8-2 | 815 | -4 |
| 15 | LSU | 7-3 | 667 | +4 |
| 16 | Utah | 7-3 | 531 | -2 |
| 17 | Tulane | 9-1 | 434 | +3 |
| 18 | Notre Dame | 7-3 | 424 | +4 |
| 19 | Tennessee | 7-3 | 401 | -7 |
| 20 | North Carolina | 8-2 | 387 | +3 |
| 21 | James Madison | 10-0 | 343 | - |
| 22 | Arizona | 7-3 | 295 | +2 |
| 23 | Iowa | 8-2 | 252 | NR |
| 24 | Kansas State | 7-3 | 216 | NR |
| 25 | Oklahoma State | 7-3 | 145 | -8 |

Others receiving votes:

Kansas 90, Liberty 79, SMU 27, UNLV 24, Toledo 16, NC State 16, USC 7, Fresno State 6, Troy 5, Air Force 5, Memphis 1

COLLEGE FOOTBALL PLAYOFF
(As of Nov. 7 2023)

| Rank | School | Record | TREND |
|------|----------------|--------|-------|
| 1 | Ohio State | 9-0 | 1 |
| 2 | Georgia | 9-0 | 2 |
| 3 | Michigan | 9-0 | 3 |
| 4 | Florida State | 9-0 | 4 |
| 5 | Washington | 9-0 | 5 |
| 6 | Oregon | 8-1 | 6 |
| 7 | Texas | 8-1 | 7 |
| 8 | Alabama | 8-1 | 8 |
| 9 | Ole Miss | 8-1 | 10 |
| 10 | Penn State | 8-1 | 11 |
| 11 | Louisville | 8-1 | 13 |
| 12 | Oregon State | 7-2 | 16 |
| 13 | Tennessee | 7-2 | 17 |
| 14 | Missouri | 7-2 | 12 |
| 15 | Oklahoma State | 7-2 | 22 |
| 16 | Kansas | 7-2 | 21 |
| 17 | Oklahoma | 7-2 | 9 |
| 18 | Utah | 7-2 | 18 |
| 19 | LSU | 6-3 | 14 |
| 20 | Notre Dame | 7-3 | 15 |
| 21 | Arizona | 6-3 | NR |
| 22 | Iowa | 7-2 | NR |
| 23 | Tulane | 8-1 | 24 |
| 24 | North Carolina | 7-2 | NR |
| 25 | Kansas State | 6-3 | 23 |

PRO DEACS

WELCOME TO THE NFL

- For the second-consecutive year, the Demon Deacons had two players drafted. Defensive Lineman Kobie Turner was the first Wake Forest player off the board in 2023, as the Los Angeles Rams selected him in the third round with the 89th overall pick. Wide receiver A.T. Perry was taken off the board in the sixth round by the New Orleans Saints.
- Turner is the sixth Demon Deacon taken by the Rams and first since Chris Givens in the fourth round of the 2012 draft. He was the eighth defensive player taken in the Dave Clawson era and third defensive lineman. Additionally, he is the fourth-highest player drafted in the Clawson era and highest since Carlos "Boogie" Basham in 2021 (second round).
- Perry is the sixth Wake Forest player selected by the Saints and first since linebacker Stanley Arnoux in 2009. He is also the first receiver taken in the Clawson era.
- In addition to the two draftees, linebacker Ryan Smenda Jr., offensive lineman Sean Maginn and tight end Blake Whiteheart all signed with NFL teams following the draft. Smenda Jr. and Maginn joined Kobie Turner in Los Angeles with the Rams while Whiteheart rejoined old teammate Greg Dortch in Arizona.

SUPERSTAR ON THE MOVE

- After five seasons and a Super Bowl appearance with the Cincinnati Bengals, star safety Jessie Bates III recently inked a four year, \$64 million deal with the Atlanta Falcons. The deal is the largest contract ever for a Wake Forest player.
- During his tenure with the Bengals, Bates III played in and started 86 games across five seasons, including seven playoff games.
- He played a major role in the rebuild of the franchise



after becoming an instant starter his rookie season. He accumulated over 500 tackles, 16 interceptions and 49 pass deflections over the regular season and playoffs.

- During the 2021 playoff run, he racked up 20 tackles, six pass deflections and two interceptions, including one in the Super Bowl.
- He will look to help turnaround a Falcons team that has not had a winning season since 2017 and have a total record of 32-50 since Bates III entered the league.

SECOND YEAR PLAYERS TO WATCH

- Last season was a great year for Wake Forest rookies. Not only did 2022 NFL Draft picks Zach Tom (fourth round, 140 overall) and Ja'Sir Taylor (sixth round, 214 overall) make an impact for their

respective teams, but Luke Masterson and Luiji Villain also made a 53-man roster after going undrafted.

- Tom appeared in nine games (started the last three) on the offensive line last season for the Packers, as he saw action in all five positions except center. He finished the season with the best pass block grade (78.1) on the team according to Pro Football Focus.
- Taylor spent most of the season on special teams for the Chargers in 2022, but saw action on the defensive side of the ball in the final seven games of the season, including a season-high 52 snaps in week 18. He posted the second-highest coverage grade on the team (83.6) according to PFF against the Rams.
- Masterson tallied 59 tackles across 11 defensive appearances for the Raiders and led the entire team in tackles over the final four games (34). He recorded a career-high 11 tackles, including a tackle for loss in a week 15 win over the New England Patriots.
- After spending most of the season bouncing around special teams, Luiji Villain got in for 17 snaps at linebacker in the week 18 finale for the Vikings. He notched two tackles and posted an impressive 76.9 PFF grade.

DEACS IN THE NFL ROUNDUP

ACTIVE ROSTERS

| Player | Pos. | Team |
|------------------------|------|----------------------|
| Carlos "Boogie" Basham | DL | New York Giants |
| Essang Bassey | CB | Denver Broncos |
| Jessie Bates III | FS | Atlanta Falcons |
| Greg Dortch | WR | Arizona Cardinals |
| Phil Haynes | G | Seattle Seahawks |
| Justin Herron | G/T | Las Vegas Raiders |
| Luke Masterson | LB | Los Vegas Raiders |
| A.T. Perry | WR | New Orleans Saints |
| Justin Strnad | LB | Denver Broncos |
| Ja'Sir Taylor | CB | Los Angeles Chargers |
| Zach Tom | OL | Green Bay Packers |
| Kobie Turner | DT | Los Angeles Rams |

PRACTICE SQUADS

| Player | Pos. | Team |
|------------------|------|----------------------|
| Nate Gilliam | C/OG | Cincinnati Bengals |
| Luiji Vilain | DL | Minnesota Vikings |
| Blake Whiteheart | TE | Arizona Cardinals |
| John Wolford | QB | Tampa Bay Buccaneers |

INJURED RESERVE

| Player | Pos. | Team |
|-----------------|------|------------------|
| Ryan Smenda Jr. | LB | Los Angeles Rams |

THE NFL DRAFT



The Deacs has a long and rich history of players being selected in the NFL Draft:

Wake Forest has had 142 players drafted in its history including one in each of the last seven seasons.

In 2023, defensive tackle Kobie Turner was taken in the third round, 89th overall by the Los Angeles Rams while wide receiver A.T. Perry was selected by the New Orleans Saints in the sixth round, 195th overall.

Offensive tackle Zach Tom was drafted in the 4th round by the Green Bay Packers and cornerback Ja'Sir Taylor went in the 6th round to the Los Angeles Chargers in the 2022 edition of the draft.

Since Dave Clawson took over the program ahead of the 2014 season, 12 Wake Forest players have been taken in the NFL Draft including eight in the past five drafts combined.

After just one season playing under Coach Clawson, defensive back Kevin Johnson was taken with the 16th overall selection by the Houston Texans. He became the fifth Demon Deacon to be selected in the first round and the third since 2003. Linebacker Aaron Curry went fourth overall to Seattle in 2009, defensive lineman Calvin Pace 18th overall to Arizona in 2003, quarterback Norm Snead second overall to Washington in 1961 and running back Elmer Barbour 10th overall to the New York Giants in 1945.

GROVES STADIUM - ALLEGACY FEDERAL CREDIT UNION STADIUM



CAPACITY: 31,500 - OVERALL RECORD SINCE 1968 AT ALLEGACY STADIUM: 152-166-4

STADIUM NOTES

A NEW NAME FOR THE DEACS' HOME

- In June 2023, Wake Forest University announced a historic, long-term agreement with Allegacy Federal Credit Union, a leading financial institution and a longtime, trusted partner with mutual deep roots in Winston-Salem. The new, multi-year commitment deepens Allegacy's existing partnership with Wake Forest University by establishing the home of Wake Forest football as Allegacy Federal Credit Union Stadium.
- For more than 20 years, Allegacy has partnered with the Wake Forest family to advance the community's wellbeing. One example of this is the Allegacy Center for Leadership and Character at Wake Forest's School of Business. The ACLC accelerates the School's mission to develop leaders of character to serve the greater good through a proven track record of thought leadership, practical relevance, and partnership across Wake Forest and the broader community. Primary focus areas include creating and publishing new knowledge in top academic journals across the world, and integrating ethical leadership and character strengths into courses, academic programs, co-curricular activities, and faculty and staff development programs.

NOTABLE UPDATES OVER THE YEARS

- 2005 - The facade along the sidelines and south endzone were re-faced with approximately 89,000 bricks, specifically created for this project by Pine Hall Brick Company
- 2006 - FieldTurf surface was installed
- 2007 - McCreary Tower, which was built at a cost of \$48 million, houses luxury suites, club seats, boxes for the University President, home and visiting athletic directors and print and electronic media.
- 2011 - A state-of-the-art video board to the South end zone was put in. The board measures 42 feet in height and 90 feet in width. It contains over 1.5 million pixels and 3,780 square feet of active video area.
- 2023 - Athletics installed new LED Lighting, Handrails Between Sections & Stairs on Deacon Hill and a new LED Videoboard on Bridger Field House.

PROVIDING THE HOME EDGE

- Wake Forest is an astounding 23-5 at home since the start of the 2019 season. The Deacs won a program record 11-straight contests from Oct. 2, 2020 until Sept. 17, 2022. Wake Forest's perfect 6-0 mark in 2021 is the program's first undefeated home record since 1979 and it is just the third time that this feat has been accomplished since its 1970 ACC Championship team.

NOTABLE STADIUM RECORDS

| | |
|--|---|
| Rushing Yards | WF: 528 vs. Tulsa (10/16/71) |
| Opp: 471 by Clemson (10/6/18) | |
| Rushing Touchdowns | WF: 7 vs. Tulsa (10/16/71) |
| Opp: 6 by Clemson (10/6/18); by Notre Dame (9/22/18); by Navy (10/26/96) | |
| Pass Attempts | WF: 68 vs. NC State (11/18/95) |
| Opp: 69 by ULM (9/14/13) | |
| Pass Completions | WF: 50 vs. NC State (11/18/95) |
| Opp: 43 by ULM (9/14/13) | |
| Passing Yards | WF: 556 vs. Maryland (10/17/81) |
| Opp: 444 by Duke (11/4/89) | |
| Touchdown Passes | WF: 6 vs. Elon (9/21/19) |
| Opp: 5 5 times, most recent by Boston College (2018) | |
| Total Yards | WF: 668 vs. Louisville (10/12/19) - (245 rush, 423 pass) |
| Opp: 698 by Clemson (10/6/18) - (471 rush, 227 pass) | |
| Touchdowns | WF: 9 vs. Campbell (10/2/20) |
| Opp: 9 by Clemson (10/6/18); by Florida State (11/9/13) | |
| Points | WF: 66 vs. Campbell (10/2/20) |
| Opp: 63 by Clemson (10/6/18) | |
| Combined Points | 121 WF 59, Louisville 62 (10/12/19) |
| Victory Margin | WF: 44 vs. Presbyterian (8/28/17), 51-7; vs. UAB (10/23/99), 44-3 |
| Opp: 60 by Clemson (10/6/18), Clemson 63, WF 3 | |
| Interceptions | WF: 5 vs. Virginia Tech (11/25/72); vs. Duke (11/10/79) |
| Opp: 6 by South Carolina (11/9/68); by Florida State (11/9/13) | |
| Fewest Rushing Yards | WF: - 7 vs. NC State (11/11/23) - (31 gained, 24u lost) |
| Opp: - 1 by Virginia (10/23/76) - (55 gained, 56 lost) | |
| Fewest Passing Yards | WF: - 1 vs. Duke (11/10/73) - (8 gained, 9 lost) |
| Opp: 0 by Army (9/29/90) - (no completions in three attempts) | |
| Fewest Total Yards | WF: 66 vs. South Carolina (11/14/87) - (3 rush, 63 pass) |
| Opp: 131 by Gardner-Webb (9/16/14) - (77 rush, 54 pass) | |

HISTORY

ABOUT ALLEGACY STADIUM

After playing football in Groves Stadium since 1940, Wake Forest renamed its facility BB&T Field from 2007-19 season. Ahead of the 2020 season, it was renamed to Truist Field at Wake Forest. Now, prior to the 2023 season, Allegacy Federal Credit Union dons the stadium's name.

Wake Forest began playing intercollegiate football in Groves Stadium in 1940 when the school, then located in Wake Forest, N.C., first dedicated a 20,000-seat facility by that same name on its original campus. When Wake opened its current facility in 1968, the school kept the Groves name.

The stadium was named in honor of Henry H. Groves, Sr., who passed away in 1985. It was his generous gift that made possible the construction of the original stadium, which would be the site of some of the finest moments in Wake Forest athletic history.

The Deacs played their final game in old Wake Forest in 1955 before the school moved to Winston-Salem. After several years of playing at Bowman Gray Stadium, the Deacs moved to Groves Stadium in 1968.

In 1957, the original Groves Stadium was sold to Wake Forest High School for the sum of \$10 and became the home of high school football and other community events. It was later renamed Trentini Stadium, in memory of the late Tony Trentini, a Wake Forest football player and 1956 graduate, who later returned to serve as the high school team's coach.

ALLEGACY STADIUM TIMELINE

- Sept. 14, 1968 - First game
- Sept. 19, 1987 - Game 100
- Oct. 9, 2004 - Game 200
- Sept. 2007 - Renamed as BB&T Field
- Sept. 8, 2012 - Game 250
- Nov. 23, 2019 - Game 300
- June 18, 2020 - Renamed as Truist Field
- June 22, 2023 - Renamed as Allegacy Stadium

ATTENDANCE NOTES

LARGEST HOME CROWDS

| | | | |
|------------|---------------------|----------|----------|
| 1. 37,623 | North Carolina | 11/13/04 | L, 31-24 |
| 2. 37,411 | (8) North Carolina | 10/11/80 | L, 27-9 |
| 3. 36,723 | (19) Virginia Tech | 11/18/06 | L, 27-6 |
| 4. 36,307 | Notre Dame | 11/5/11 | L, 24-17 |
| 5. 36,200 | (12) North Carolina | 10/9/82 | L, 24-7 |
| 6. 35,920 | (15) Clemson | 10/7/06 | L, 27-17 |
| 7. 35,741 | (14) NC State | 9/6/03 | W, 38-24 |
| 8. 35,643 | Clemson | 11/1/03 | W, 45-17 |
| 9. 35,026 | (17) Virginia Tech | 10/15/11 | L, 38-17 |
| 10. 34,720 | (14) South Carolina | 11/14/87 | L, 30-0 |

LARGEST HOME CROWDS CONT.

| | | | |
|------------|----------------|----------|----------|
| 11. 34,503 | NC State | 11/13/21 | W, 45-42 |
| 12. 34,141 | Syracuse | 9/2/06 | W, 20-10 |
| 13. 34,060 | (13) Auburn | 10/27/79 | W, 42-38 |
| 14. 34,014 | Virginia | 11/8/08 | W 28-17 |
| 15. 33,988 | Clemson | 10/9/08 | W 12-7 |
| 16. 33,921 | NC State | 10/3/09 | W 30-24 |
| 17. 33,778 | North Carolina | 10/13/84 | W, 14-3 |

PLAYER NOTES - IN NUMERICAL ORDER BY POSITION GROUP

QUARTERBACKS

#12 MITCH GRIFFIS

5-11, 193, R-So., Ashburn, Va.

2022 (Redshirt Freshman)

Appeared in six games, making one start during the 2022 season, helping lead the team to its seventh consecutive bowl game and back-to-back bowl wins with a victory over Missouri in the Gasparilla Bowl...Finished the season 29-of-41 for 348 yards and five touchdowns while only having one interception...Went 21-of-29 for 288 yards and three touchdowns in first career start against VMI...Also had pass attempts and completions against Army and Louisville, completing touchdown drives in both games.

2021 (Freshman)

Saw action in four games against Old Dominion, the ACC Atlantic Division clincher against Boston College, the ACC Championship Game against Pitt and the Gator Bowl victory over Rutgers...Finished the season 0-of-2 in pass attempts...Redshirted

2020 (Freshman)

Appeared in four games ... Tallied 28 yards through the air on two completions in the Duke's Mayo Bowl vs. Wisconsin (12/30) ...Threw for 28 yards and a touchdown in collegiate debut against Clemson (9/12).

High School

Led Spartans to four-year record of 43-7 including consecutive 12-1 records his last two seasons ... Earned all-state honors and was his region's Player of the Year ... Owns every school passing record and total offense record ... Won more games as starting QB than any other player in Broad Run HS history ... Threw for over 3,000 yards and 40 touchdowns as a senior ... Earned All-Met honors ... Threw for four touchdowns in a 56-7 win over Urbana ... Completed 24 of 34 passes for 224 yards and three touchdowns against Tuscarora while also rushing for a touchdown ... Threw for 411 yards in a win at Heritage and passed for 367 yards and three touchdowns in a win at Stonebridge ... Named 2018 All-Region Offense Player of the Year ... Second team All-Virginia by USA Today ... Led the Spartans to a 12-1 record and the conference championship ... Completed 188 of 275 passes for 2,598 yards and 31 touchdowns ... Threw for 268 yards and four scores against Washington ... As a sophomore, completed 124 of 193 passes for 1,636 yards and 14 TDs with just four interceptions ... Carried 56 times for 414 yards and four TDs ... Team captain.

Personal

Son of Matt and Robyn Griffis ... Born Sept. 9, 2001 ... Father is the head football coach at Broad Run ... Academic all-conference selection.

GRIFFIS' CAREER PASSING STATS

| | G-GS | Cmp | Att | Pct | Yds | Int | TD | Lg/Opponent |
|--------------|--------------|------------|------------|-------------|-------------|----------|-----------|----------------|
| 2020 | 4-0 | 4 | 13 | 30.7 | 56 | 0 | 1 | 27/Clemson |
| 2021 | 4-0 | 0 | 2 | 0.00 | 0 | 0 | 0 | 0/ODU |
| 2022 | 6-1 | 29 | 41 | 70.7 | 348 | 1 | 5 | 33/VMI |
| 2023 | 9-9 | 124 | 207 | 59.9 | 1553 | 7 | 9 | 69/Elon |
| Total | 23-10 | 157 | 263 | 59.7 | 1957 | 8 | 15 | 69/Elon |

GRIFFIS' CAREER RUSHING STATS

| | G-GS | Att | Yds | Avg | TD | Lg/Opponent |
|--------------|--------------|------------|------------|------------|----------|--------------|
| 2020 | 4-0 | 2 | -1 | -0.2 | 0 | 2/SYR |
| 2021 | 4-0 | -- | -- | -- | -- | -- |
| 2022 | 6-1 | 15 | 14 | 0.9 | 0 | 9/Louisville |
| 2023 | 9-9 | 106 | 128 | 1.2 | 2 | 27/GT |
| Total | 23-10 | 123 | 141 | 1.1 | 2 | 27/GT |

GRIFFIS' 2020 GAME-BY-GAME STATS

| Date | Opp | Cmp | Att | Pct | Yds | Int | TD | Long |
|--------------|------------|----------|-----------|-------------|-----------|----------|----------|-------------------|
| 9/12 | Clemson | 2 | 6 | 33.3 | 28 | 0 | 1 | 27 |
| 10/2 | Camp | -- | -- | -- | -- | -- | -- | -- |
| 10/31 | Syr | -- | -- | -- | -- | -- | -- | -- |
| 12/30 | Wisc | 2 | 7 | 28.6 | 28 | 0 | 0 | 14 |
| Total | 4-0 | 4 | 13 | 30.7 | 56 | 0 | 2 | 27/Clemson |

| Date | Opp | Att | Yds | Avg | TD | Long |
|--------------|------------|----------|-----------|-------------|----------|--------------|
| 9/12 | Clem | 5 | -9 | -1.8 | 0 | -3 |
| 10/2 | Camp | -- | -- | -- | -- | -- |
| 10/31 | Syr | 1 | 2 | 2.0 | 0 | 2 |
| 12/30 | Wisc | -- | -- | -- | -- | -- |
| Total | 4-0 | 2 | -1 | -0.2 | 0 | 2/SYR |

GRIFFIS' 2021 GAME-BY-GAME STATS

| Date | Opp | Cmp | Att | Pct | Yds | Int | TD | Long |
|--------------|------------|----------|----------|------------|----------|----------|----------|----------|
| 9/3 | ODU | 0 | 2 | 0.00 | 0 | 0 | 0 | 0 |
| 11/27 | BC | -- | -- | -- | -- | -- | -- | -- |
| 12/4 | Pitt | -- | -- | -- | -- | -- | -- | -- |
| 12/31 | RUT | -- | -- | -- | -- | -- | -- | -- |
| Total | 4-0 | 0 | 2 | 0.0 | 0 | 0 | 0 | 0 |

| Date | Opp | Att | Yds | Avg | TD | Long |
|--------------|------------|-----------|-----------|-----------|-----------|-----------|
| 9/3 | ODU | -- | -- | -- | -- | -- |
| 11/27 | BC | -- | -- | -- | -- | -- |
| 12/4 | Pitt | -- | -- | -- | -- | -- |
| 12/31 | RUT | -- | -- | -- | -- | -- |
| Total | 4-0 | -- | -- | -- | -- | -- |

GRIFFIS' 2022 GAME-BY-GAME STATS

| Date | Opp | Cmp | Att | Pct | Yds | Int | TD | Long |
|--------------|------------|-----------|-----------|-------------|------------|----------|----------|---------------|
| 9/1 | VMI | 21 | 29 | 72.4 | 288 | 0 | 3 | 33 |
| 9/10 | VAN | -- | -- | -- | -- | -- | -- | -- |
| 9/17 | CLEM | -- | -- | -- | -- | -- | -- | -- |
| 10/8 | Army | 2 | 3 | 66.7 | 21 | 0 | 1 | 13 |
| 10/22 | BC | -- | -- | -- | -- | -- | -- | -- |
| 10/29 | LU | 6 | 9 | 66.7 | 39 | 1 | 1 | 15 |
| Total | 6-1 | 29 | 41 | 70.7 | 348 | 1 | 5 | 33/VMI |

| Date | Opp | Att | Yds | Avg | TD | Long |
|--------------|------------|-----------|----------|------------|----------|---------------------|
| 9/1 | VMI | 5 | -9 | -1.8 | 0 | 4 |
| 9/10 | VAN | -- | -- | -- | -- | -- |
| 9/24 | CLEM | -- | -- | -- | -- | -- |
| 10/8 | Army | 3 | 14 | 4.7 | 0 | 5 |
| 10/22 | BC | 2 | -4 | 0.0 | 0 | 3 |
| 10/29 | LU | 5 | 20 | 4.0 | 0 | 9 |
| Total | 6-1 | 10 | 1 | 0.1 | 0 | 9/Louisville |

GRIFFIS' 2023 GAME-BY-GAME STATS

| Date | Opp | Cmp | Att | Pct | Yds | Int | TD | Long |
|--------------|------------|------------|------------|-------------|-------------|----------|----------|----------------|
| 8/31 | Elon | 19 | 30 | 63.3 | 329 | 1 | 3 | 69 |
| 9/9 | Vandy | 17 | 26 | 65.4 | 196 | 0 | 2 | 34 |
| 9/16 | ODU | 24 | 41 | 58.5 | 312 | 2 | 3 | 48 |
| 9/23 | GT | 17 | 30 | 56.7 | 176 | 2 | 1 | 20 |
| 10/7 | CLEM | 15 | 25 | 60.0 | 137 | 0 | 0 | 23 |
| 10/14 | VT | 8 | 17 | 47.1 | 61 | 1 | 0 | 18 |
| 10/21 | FSU | 6 | 16 | 37.5 | 82 | 0 | 0 | 20 |
| 11/2 | Duke | 16 | 19 | 84.2 | 241 | 1 | 0 | 61 |
| 11/11 | NCSU | 2 | 3 | 66.7 | 19 | 0 | 0 | 11 |
| Total | 9-9 | 124 | 207 | 59.9 | 1553 | 7 | 9 | 69/Elon |

| Date | Opp | Att | Yds | Avg | TD | Long |
|--------------|------------|------------|------------|------------|----------|--------------|
| 8/31 | Elon | 11 | -6 | -0.5 | 0 | 12 |
| 9/9 | Vandy | 7 | 9 | 1.3 | 0 | 10 |
| 9/16 | ODU | 12 | -7 | -0.6 | 0 | 11 |
| 9/23 | GT | 20 | 43 | 2.2 | 0 | 27 |
| 10/7 | CLEM | 14 | 25 | 1.8 | 0 | 11 |
| 10/14 | VT | 7 | 15 | 2.1 | 0 | 13 |
| 10/21 | FSU | 11 | 3 | 0.3 | 0 | 20 |
| 11/2 | Duke | 19 | 55 | 2.9 | 2 | 8 |
| 11/11 | NCSU | 5 | -9 | -1.8 | 0 | 6 |
| Total | 9-9 | 106 | 128 | 1.2 | 2 | 27/GT |

#15 MICHAEL KERN

6-2, 192, R-Jr., Orlando, Fla.

2022 (Redshirt Sophomore)

Saw action in two games during the 2022 season, helping lead the team to its seventh consecutive bowl game and back-to-back bowl wins with a victory over Missouri in the Gasparilla Bowl...Finished 3-of-4 passing in the victory over Army.

2021 (Redshirt Freshman)

Appeared in three games against Syracuse, Duke and Clemson...Went 2-of-5 for 67 yards in limited action while

also having a quarterback rating of 152.56...Connected on a 58-yard completion to A.T. Perry.

2020 (Redshirt Freshman)

Appeared in six games ... Had a 50 percent completion percentage for the season on 12-of-24 passes for 253 yards ...Tossed two completions for 61 yards in the Duke's Mayo Bowl vs. Wisconsin (12/30) ...Played against Campbell, completing 4-of-5 passes for 109 yards (10/2) ... Completed 6-of-11 passes for 83 yards in the season opener against No. 1 Clemson on 9/12 ... Earned his first varsity letter.

2019 (True Freshman)

Played in two games and retained his redshirt season ... Made his college debut vs. Elon and completed all five of his pass attempts for 42 yards ... Threw a 17-yard touchdown pass to A.T. Perry for Wake's final score of the game ... Led the Deacons to touchdowns on two of his three drives ... Carried three times for 22 yards vs. the Phoenix ... Played 34 snaps including 22 vs. Elon (9/21) and 12 vs. NC State (11/2) ... Named scout team player of the week vs. UNC.

High School

A team captain at Lake Nona who enrolled at Wake Forest in January, 2019 ... A three-star quarterback ranked as the No. 25 dual threat prospect in the nation ... Three-year starter at Lake Nona High for head coach Anthony Paradiso ... Operated out of a no-huddle, pass-oriented attack and helped the Lions to a 7-4 record as a senior ... Completed 254 of 385 passes (66%) for 3,186 yards and 30 touchdowns with just 13 interceptions in 11 games ... Rushed for 140 yards to total 3,326 total offense yards ... Led the district in all passing statistics ... Opened the season by completing 47-of-65 passes for 548 yards and five touchdowns in a win over Olympia ... Had three games in 2018 of 400 or more passing yards ... Threw for 337 yards and five touchdown passes in a 49-7 win over Windermere ... Named first team all-metro ... In 2017, led all of Central Florida in passing as a junior ... Threw for 3,383 yards and 39 touchdowns while completing 255-of-397 passes (64.2 percent) with 39 scoring passes ... Earned all-district and all-metro honors ... Named second team all-state in Class 7A ... Threw five touchdown passes on 24-of-25 passes for 343 yards in a win over Harmony ... That marked his fifth straight game of 300+ yards passing and a TD pass ... Led the Lions to the district title ... Threw three touchdown passes in a win over East River to win the Class 7A, District 5 football championship ... Starter at quarterback as a sophomore in 2016.

Personal

Son of Jeff and Jill Kern ... Member of Campus Crusade for Christ ... His uncle, Bill Hoban, played football at Michigan ... Born June 1, 2000.

KERN'S CAREER PASSING STATS

| | G-GS | Cmp | Att | Pct | Yds | Int | TD | Lg/Opponent |
|--------------|-------------|-----------|-----------|-------------|------------|----------|----------|----------------|
| 2019 | 2-0 | 7 | 9 | 77.8 | 50 | 0 | 1 | 17/Elon |
| 2020 | 5-0 | 12 | 24 | 50.0 | 253 | 0 | 0 | 37/Clem |
| 2021 | 3-0 | 2 | 5 | 40.0 | 67 | 0 | 0 | 58/Clem |
| 2022 | 2-0 | 3 | 4 | 75.0 | 6 | 0 | 0 | 6/VMI |
| 2023 | 2-0 | 28 | 48 | 58.3 | 303 | 1 | 1 | 24/VT |
| Total | 14-0 | 52 | 90 | 57.8 | 679 | 1 | 2 | 58/Clem |

KERN'S CAREER RUSHING STATS

| | G-GS | Att | Yds | Avg | TD | Lg/Opponent |
|--------------|-------------|-----------|----------|------------|----------|---------------|
| 2019 | 2-0 | 5 | 24 | 4.8 | 0 | 9/Elon |
| 2020 | 5-0 | 8 | 7 | 0.9 | 0 | 7/Clem |
| 2021 | 3-0 | -- | -- | -- | -- | -- |
| 2022 | 2-0 | -- | -- | -- | -- | -- |
| 2023 | 2-0 | 10 | -26 | -2.6 | 0 | 7/VT |
| Total | 14-0 | 23 | 5 | 0.2 | 0 | 9/Elon |

KERN'S 2019 GAME-BY-GAME STATS

| Date | Opp | Cmp | Att | Pct | Yds | Int | TD | Long |
|--------------|------------|----------|----------|-------------|-----------|----------|----------|----------------|
| 9/21 | Elon | 5 | 5 | 100.0 | 42 | 0 | 1 | 17 |
| 11/2 | NCST | 2 | 4 | 50.0 | 8 | 0 | 0 | 8 |
| Total | 2-0 | 7 | 9 | 77.7 | 50 | 0 | 1 | 17/Elon |

WAKE FOREST FOOTBALL

| Date | Opp | Att | Yds | Avg | TD | Long |
|--------------|------------|----------|-----------|------------|----------|---------------|
| 9/21 | Elon | 3 | 22 | 7.3 | 0 | 9 |
| 11/2 | NCST | 2 | 2 | 1.0 | 0 | 1 |
| Total | 2-0 | 5 | 24 | 4.8 | 0 | 9/Elon |

KERN'S 2020 GAME-BY-GAME STATS

| Date | Opp | Cmp | Att | Pct | Yds | Int | TD | Long |
|--------------|------------|-----------|-----------|-------------|------------|----------|----------|--------------------|
| 9/12 | Clem | 6 | 11 | 52.4 | 83 | 0 | 0 | 36 |
| 10/2 | Camp | 4 | 5 | 80.0 | 109 | 0 | 0 | 48 |
| 10/24 | Va Tech | 0 | 0 | 0.0 | 0 | 0 | 0 | 0 |
| 10/31 | Syr | 0 | 0 | 0.0 | 0 | 0 | 0 | 0 |
| 12/30 | Wisc | 2 | 8 | 25.0 | 61 | 0 | 0 | 39 |
| Total | 5-0 | 12 | 24 | 50.0 | 253 | 0 | 0 | 48/Campbell |

| Date | Opp | Att | Yds | Avg | TD | Long |
|--------------|------------|----------|----------|------------|----------|---------------|
| 9/12 | Clem | 2 | 2 | 1.0 | 0 | 7 |
| 10/2 | Camp | 2 | 8 | 4.0 | 0 | 5 |
| 10/24 | Va Tech | 0 | 0 | 0.0 | 0 | 0 |
| 10/31 | Syracuse | 1 | -5 | -5.0 | 0 | 0 |
| 12/30 | Wisc | 3 | 2 | 0.6 | 0 | 7 |
| Total | 5-0 | 8 | 7 | 0.8 | 0 | 7/Wisc |

KERN'S 2021 GAME-BY-GAME STATS

| Date | Opp | Cmp | Att | Pct | Yds | Int | TD | Long |
|--------------|------------|-----------|-----------|-------------|------------|----------|----------|--------------------|
| 10/9 | Syr | -- | -- | -- | -- | -- | -- | -- |
| 10/30 | Duke | 1 | 4 | 25.0 | 9 | 0 | 0 | 9 |
| 11/20 | Clem | 1 | 1 | 100 | 58 | 0 | 0 | 58 |
| Total | 3-0 | 12 | 24 | 50.0 | 253 | 0 | 0 | 48/Campbell |

| Date | Opp | Att | Yds | Avg | TD | Long |
|--------------|------------|----------|----------|------------|----------|---------------|
| 10/9 | Syr | -- | -- | -- | -- | -- |
| 10/30 | Duke | -- | -- | -- | -- | -- |
| 11/20 | Clem | -- | -- | -- | -- | -- |
| Total | 3-0 | 8 | 7 | 0.8 | 0 | 7/Wisc |

KERN'S 2022 GAME-BY-GAME STATS

| Date | Opp | Cmp | Att | Pct | Yds | Int | TD | Long |
|--------------|------------|----------|----------|-------------|----------|----------|----------|--------------|
| 9/1 | VMI | 3 | 4 | 75.0 | 6 | 0 | 0 | 6 |
| 10/8 | Army | -- | -- | -- | -- | -- | -- | -- |
| Total | 2-0 | 3 | 4 | 75.0 | 6 | 0 | 0 | 6/VMI |

| Date | Opp | Att | Yds | Avg | TD | Long |
|--------------|------------|-----------|-----------|-----------|-----------|-----------|
| 9/1 | VMI | -- | -- | -- | -- | -- |
| 10/8 | Army | -- | -- | -- | -- | -- |
| Total | 2-0 | -- | -- | -- | -- | -- |

KERN'S 2023 GAME-BY-GAME STATS

| Date | Opp | Cmp | Att | Pct | Yds | Int | TD | Long |
|--------------|------------|-----------|-----------|-------------|------------|----------|----------|--------------|
| 10/14 | VT | 14 | 22 | 63.6 | 166 | 0 | 0 | 24 |
| 11/11 | NCSU | 14 | 26 | 53.8 | 137 | 1 | 1 | 19 |
| Total | 2-0 | 28 | 48 | 58.3 | 303 | 1 | 1 | 24/VT |

| Date | Opp | Att | Yds | Avg | TD | Long |
|--------------|------------|-----------|------------|-------------|----------|-------------|
| 10/14 | VT | 9 | -27 | -3.0 | 0 | 7 |
| 11/11 | NCSU | 1 | 1 | 1.0 | 0 | 1 |
| Total | 2-0 | 10 | -26 | -2.6 | 0 | 7/VT |

#18 SANTINO MARUCCI 6-1, 217, R-So., Jacksonville, Fla.

2022 (Redshirt Freshman)

Did not see action in a game.

2021 (Freshman)

Made collegiate debut in a victory against Norfolk State, playing in six snaps...Redshirted

High School

Played for head coach Darrell Sutherland ... Named as a 2020 Preseason All-State Selection ... Chosen for the 2020 Florida/Georgia All Star Game... Invited to the 2020 Pylon Football All-American Game ... Compiled 5,064 passing yards and 1,495 rushing yards over his career and 82 total touchdowns in his varsity career ... Totaled for 1,468 passing yards as a senior including 21 total touchdowns ... Finished his junior season with 1,951 passing yards and 32 total touchdowns ... Holds a record of 27-8 as a starter at Bartram Trail while making four playoff appearances including a District Championship in 2020 ... Three-time All-County (2018, 2018, 2020) honoree ... Named a team captain during the 2019 campaign ... Also lettered in baseball and wrestling where he was a two-time state qualifier in the 195 lb weight division.

Personal

Son of Maria and Jason Marucci

MARUCCI'S CAREER PASSING STATS

| | G-GS | Cmp | Att | Pct | Yds | Int | TD | Lg/Opponent |
|--------------|------------|-----------|-----------|-------------|------------|----------|----------|----------------|
| 2021 | 1-0 | -- | -- | -- | -- | -- | -- | -- |
| 2023 | 2-1 | 12 | 21 | 57.1 | 151 | 2 | 1 | 33/Pitt |
| Total | 3-1 | 12 | 21 | 57.1 | 151 | 2 | 1 | 33/Pitt |

MARUCCI'S CAREER RUSHING STATS

| | G-GS | Att | Yds | Avg | TD | Lg/Opponent |
|--------------|------------|----------|----------|------------|----------|----------------|
| 2021 | 1-0 | 1 | -3 | -3.0 | 0 | -3/Norfolk St. |
| 2023 | 2-1 | 8 | 4 | 0.5 | 0 | 8/Pitt |
| Total | 3-1 | 9 | 1 | 0.1 | 0 | 8/Pitt |

MARUCCI'S 2021 GAME-BY-GAME STATS

| Date | Opp | Cmp | Att | Pct | Yds | Int | TD | Long |
|--------------|------------|-----------|-----------|-----------|-----------|-----------|-----------|-----------|
| 9/11 | NSU | -- | -- | -- | -- | -- | -- | -- |
| Total | 1-0 | -- | -- | -- | -- | -- | -- | -- |

| Date | Opp | Att | Yds | Avg | TD | Long |
|--------------|------------|----------|-----------|-----------|-----------|-----------------------|
| 9/11 | NSU | 1 | -3 | -- | -- | -3 |
| Total | 1-0 | 1 | -3 | -- | -- | -3/Norfolk St. |

MARUCCI'S 2023 GAME-BY-GAME STATS

| Date | Opp | Cmp | Att | Pct | Yds | Int | TD | Long |
|--------------|------------|-----------|-----------|-------------|------------|----------|----------|----------------|
| 10/21 | Pitt | 12 | 21 | 57.1 | 151 | 2 | 1 | 33 |
| 10/28 | FSU | -- | -- | -- | -- | -- | -- | -- |
| Total | 2-1 | 12 | 21 | 57.1 | 151 | 2 | 1 | 33/Pitt |

| Date | Opp | Att | Yds | Avg | TD | Long |
|--------------|------------|----------|----------|------------|----------|---------------|
| 10/21 | Pitt | 6 | 9 | 1.5 | 0 | 8 |
| 10/28 | FSU | 2 | -5 | -2.5 | 0 | 1 |
| Total | 2-1 | 8 | 4 | 0.5 | 0 | 8/Pitt |

RUNNING BACKS #6 JUSTICE ELLISON 5-10, 209, Jr., Ashburn, Va.

Career Accolades

- 2022 Third Team All-ACC
- 2022 Doak Walker Award Watch List
- 2022 Preseason Phil Steele Third Team All-ACC
- 2021 ACC All-Academic Team
- ACC Rookie of the Week (Oct. 5, 2021)

2022 (Sophomore)

Voted as a Third-Team All-ACC player...Started in all 10 games he played in 2022, helping lead the team to its seventh consecutive bowl game and back-to-back bowl wins with a victory over Missouri in the Gasparilla Bowl... Totaled a career-high and team-high 707 rushing yards while also finding the endzone six times on the ground, posting 4.2 yards per carry...Caught six passes for 62 yards...Tallied a season-high and career-high 114 rushing yards and a rushing touchdown in a victory over No. 22 Florida State while also adding a catch for 10 yards...Ran for 80 yards on 13 carries, including a season-high 45 yard rush against VMI (9/1)...Member of the All-ACC Academic Team.

2021 (Freshman)

Finished the season with a career-best 541 rushing yards, ranking second on the team while also having seven rushing touchdowns in 11 games played...Set a new career highs with 18 rushing attempts, two rushing touchdowns, and one receiving touchdown against NC State (Nov. 13), helping Wake Forest clinch a perfect 6-0 record in home games...Recorded career highs with three receptions versus Louisville...Scored his rushing first touchdown of the 2021 season against Florida State...Ran for a career high 86 yards against Virginia which included his longest career run of 63 yards...Also 46-yard rushing touchdown against Army clinched the Deacs victory and moved Wake Forest to 7-0 to start the season...Earned ACC Rookie of the Week honors after a win over Louisville with 15 rushes for 67 yards and a touchdown.

2020 (True Freshman)

Played in eight games ... Saw the most action against Louisville, carrying the ball nine times for 50 yards with a longest rush of 17 yards ... Secured first career catch in the Duke's Mayo Bowl vs. Wisconsin with a three-yard reception ... Made collegiate debut against Clemson with four rushing attempts ... Scored first career Touchdown

on a seven yard run in the fourth quarter vs Campbell ... Honored as a varsity letterman for the first time.

High School

Saw time as a running back, wide receiver, quarterback, defensive back and returner as he accumulated 3,646 all-purpose yards and 38 touchdowns in her career ... Totaled 3,646 all-purpose yards over four seasons at The Flint Hill School with 38 career touchdowns including two defensive scores... Tallied 92 receptions for 1,791 yards and 15 touchdowns during his career ... Carried the ball 86 times for 810 yards and 18 touchdowns ... Totaled 1,045 career return yards including 497 on kickoff returns and 548 on punt returns ... 2019: Named team MVP and offensive MVP as a senior ... A three-star athlete ranked by 247Sports Composite Rankings ... Versatile athlete who saw action at running back, wide receiver, quarterback and returned punts and kickoffs ... Helped Flint Hill win consecutive Division I private-school state titles and three straight MAC championships ... Accumulated 1,844 all-purpose yards, an average of 204.9 yds per game with 16 touchdowns during his senior season ... In the backfield, tallied 60 carries, 544 yards, and 12 touchdowns ... Caught 35 passes for 618 yards and three scores as a wide receiver and running back ... As an accomplished returner, posted 373 kickoff return yards, 309 punt return yards and one kickoff return score ... Scored on touchdown runs of 50, 12 and 11 yards in the conference-championship clinching win while also catching seven passes and having a 20-yard interception return ... Defensively, he snagged three interceptions ... Played for Coach Jason Thomas .. Also plays point guard in basketball and runs track.

ELLISON'S CAREER RUSHING STATS

| | G-GS | Car | Yds | Avg | TD | Lg/Opponent |
|--------------|--------------|------------|-------------|------------|-----------|---------------|
| 2020 | 8-0 | 30 | 113 | 3.8 | 1 | 17/Louisville |
| 2021 | 11-1 | 107 | 541 | 5.1 | 7 | 63/UVa |
| 2022 | 13-13 | 170 | 699 | 4.1 | 6 | 45/VMI |
| 2023 | 9-8 | 94 | 447 | 4.8 | 0 | 51/FSU |
| Total | 41-22 | 401 | 1800 | 4.5 | 14 | 63/UVa |

ELLISON'S CAREER RECEIVING STATS

| | G-GS | Rec | Yds | Avg | TD | Lg/Opponent |
|--------------|--------------|-----------|------------|------------|----------|-------------------|
| 2020 | 8-0 | 1 | 3 | 3.0 | 0 | 3/Wisc |
| 2021 | 11-1 | 7 | 37 | 5.3 | 1 | 13/ODU |
| 2022 | 13-13 | 6 | 62 | 10.3 | 0 | 22/Clemson |
| 2023 | 9-8 | 10 | 61 | 6.1 | 0 | 18/NC State |
| Total | 41-22 | 24 | 163 | 6.8 | 1 | 22/Clemson |

ELLISON'S 2020 GAME-BY-GAME STATS

| Date | Opp | Car. | Rush Yds | Avg. | Rush TD | Rec. | Yds |
|--------------|------------|-----------|------------|------------|----------|----------|----------|
| 9/12 | Clem | 4 | 3 | .8 | 0 | 0 | 0 |
| 9/19 | NC State | -- | -- | -- | -- | -- | -- |
| 10/2 | Campbell | 5 | 27 | 5.4 | 1 | 0 | 0 |
| 10/17 | Virginia | -- | -- | -- | -- | -- | -- |
| 10/31 | Syracuse | 6 | 14 | 2.3 | 0 | 0 | 0 |
| 11/14 | UNC | -- | -- | -- | -- | -- | -- |
| 12/12 | Lou | 9 | 50 | 5.5 | 0 | 0 | 0 |
| 12/30 | Wisc | 6 | 19 | 3.2 | 0 | 1 | 3 |
| Total | 8-0 | 30 | 113 | 3.7 | 1 | 1 | 3 |

ELLISON'S 2021 GAME-BY-GAME STATS

| Date | Opp. | Car. | Rush Yds | Avg. | Rush TD | Rec. | Yds |
|--------------|-------------|------------|------------|------------|----------|----------|-----------|
| 9/3 | ODU | 9 | 48 | 5.3 | 0 | 1 | 13 |
| 9/18 | FSU | 13 | 41 | 3.2 | 1 | 0 | 0 |
| 9/24 | UVA | 13 | 86 | 6.6 | 1 | 0 | 0 |
| 10/2 | UL | 15 | 67 | 4.5 | 1 | 3 | 19 |
| 10/9 | Syr | 5 | 13 | 2.6 | 0 | 0 | 0 |
| 10/23 | Army | 5 | 66 | 13.2 | 1 | 1 | 3 |
| 10/30 | Duke | 4 | 19 | 4.8 | 0 | 0 | 0 |
| 11/6 | UNC | 13 | 81 | 6.2 | 0 | 0 | 0 |
| 11/13 | NCST | 17 | 56 | 3.3 | 2 | 1 | 4 |
| 12/4 | Pitt | 4 | 5 | 1.3 | 0 | 0 | 0 |
| 12/31 | Rut | 9 | 59 | 6.6 | 1 | 1 | -2 |
| Total | 11-1 | 107 | 556 | 5.1 | 7 | 7 | 37 |

ELLISON'S 2022 GAME-BY-GAME STATS

| Date | Opp. | Car. | Rush Yds | Avg. | Rush TD | Rec. | Yds |
|--------------|--------------|------------|------------|------------|----------|----------|-----------|
| 9/1 | VMI | 13 | 80 | 6.2 | 0 | 0 | 0 |
| 9/10 | VAN | 11 | 29 | 3.7 | 0 | 0 | 0 |
| 9/17 | LIB | 7 | 4 | 0.6 | 1 | 1 | -1 |
| 9/24 | CLEM | 21 | 73 | 3.5 | 0 | 1 | 22 |
| 10/1 | FSU | 18 | 114 | 6.3 | 1 | 1 | 10 |
| 10/8 | Army | 11 | 96 | 8.7 | 1 | 0 | 0 |
| 10/22 | BC | 9 | 40 | 4.4 | 0 | 0 | 0 |
| 10/29 | LU | 8 | 22 | 2.8 | 1 | 0 | 0 |
| 11/5 | NCST | 10 | -1 | -0.1 | 0 | 1 | 18 |
| 11/12 | UNC | 16 | 81 | 5.1 | 0 | 0 | 0 |
| 11/19 | CUSE | 15 | 67 | 4.5 | 0 | 1 | 7 |
| 11/26 | Duke | 10 | 42 | 4.2 | 1 | 0 | 0 |
| 12/23 | Mizzou | 21 | 64 | 3.0 | 1 | 1 | 6 |
| Total | 13-13 | 170 | 699 | 4.1 | 6 | 6 | 62 |

ELLISON'S 2023 GAME-BY-GAME STATS

| Date | Opp. | Car. | Rush Yds | Avg. | Rush TD | Rec. | Yds |
|--------------|------------|-----------|------------|------------|----------|-----------|-----------|
| 8/31 | Elon | 10 | 27 | 2.7 | 0 | 2 | 5 |
| 9/16 | ODU | 16 | 86 | 5.4 | 0 | 2 | 5 |
| 9/23 | GT | 18 | 137 | 7.6 | 0 | 1 | 8 |
| 10/7 | CLEM | 1 | 3 | 3.0 | 0 | 0 | 0 |
| 10/14 | VT | 11 | 35 | 3.2 | 0 | 3 | 20 |
| 10/21 | Pitt | 20 | 64 | 3.0 | 0 | 1 | 5 |
| 10/28 | FSU | 10 | 77 | 7.7 | 0 | 0 | 0 |
| 11/2 | Duke | 7 | 22 | 3.1 | 0 | 0 | 0 |
| 11/11 | NCSU | 1 | 0 | 0.0 | 0 | 1 | 18 |
| Total | 9-8 | 94 | 447 | 4.8 | 0 | 10 | 61 |

#23 DEMOND CLAIBORNE
5-9, 200, So., Aylett, Va.

2022 (Freshman)

Saw action in 10 games during the 2022 season, helping lead the team to its seventh consecutive bowl game and back-to-back bowl wins with a victory over Missouri in the Gasparilla Bowl...Finished the season with 14 rushing attempts for 57 yards while also having a reception...Served as a key member of special teams especially on coverage units, tallying three tackles including two solo tackles...Posted a season-long rush of 32 yards in the win over Boston College, pushing the Deacs record to 6-1 on the season and helping them to a top-10 national ranking...Recorded two or more rushing attempts in four games.

High School

Four-star prospect by 247Sports.com ... 2021: Named Metro Player of the Year, Tidewater District Player of the Year and led King William High School to a State Championship ... Named a Team Captain prior to his senior season ... Member of the Virginia High School League 300 Club, which is awarded to a running back who totals 300-yards rushing in a state game ... Recorded a 48-yard touchdown reception in King William High School's win over Lafayette ... 2020: During a COVID-shortened season, Claiborne played in three of King William's four contests and totaled 522 yards on 42 carries ... Garnered First-Team All-Metro League honors ... 2019: Named the Virginia Region 2A Offensive Player of the Year and was named First Team All-State ... Rushed for 1,318 yards, tallied 700 yards receiving and scored 37 total touchdowns ... Helped lead King William to the 21 Regional Finals ... Also a sprinter on the track & field team, Claiborne won the 2021 Virginia Class AA 100-meter dash title and finished runner-up in the 200m ... Ranked as the No. 14 prospect in Virginia and the No. 38 running back nationally by 247Sports.

Personal

Son of Tomeka Claiborne (Mother) and has a twin brother, Damien, and three other brothers, Monta, Roshawn and Romell ... Born on Oct. 9, 2003.

CLAIBORNE'S CAREER RUSHING STATS

| G-GS | Car | Yds | Avg | TD | Lg/Opponent | |
|--------------|-------------|------------|------------|------------|-------------|----------------|
| 2022 | 10-0 | 14 | 57 | 4.1 | 0 | 32/BC |
| 2023 | 10-2 | 137 | 586 | 4.3 | 5 | 42/Pitt |
| Total | 20-2 | 151 | 643 | 4.3 | 5 | 42/Pitt |

CLAIBORNE'S CAREER RECEIVING STATS

| G-GS | Rec | Yds | Avg | TD | Lg/Opponent | |
|--------------|-------------|----------|-----------|------------|-------------|----------------|
| 2022 | 10-0 | 1 | -5 | -5.0 | 0 | -5/VMI |
| 2023 | 10-2 | 3 | 35 | 11.7 | 0 | 22/Pitt |
| Total | 20-2 | 4 | 30 | 7.5 | 0 | 22/Pitt |

CLAIBORNE'S 2022 GAME-BY-GAME STATS

| Date | Opp. | Car. | Rush Yds | Avg. | Rush TD | Rec. | Yds |
|--------------|-------------|-----------|-----------|------------|----------|----------|-----------|
| 9/1 | VMI | 6 | 13 | 2.2 | 0 | 1 | -5 |
| 9/24 | Clemson | 0 | 0 | -- | 0 | 0 | 0 |
| 10/1 | FSU | 0 | 0 | -- | 0 | 0 | 0 |
| 10/8 | Army | 4 | 9 | 2.3 | 0 | 0 | 0 |
| 10/22 | BC | 2 | 33 | 16.5 | 0 | 0 | 0 |
| 10/29 | LOU | 2 | 2 | 1.0 | 0 | 0 | 0 |
| 11/5 | NCST | 0 | 0 | -- | 0 | 0 | 0 |
| 11/12 | UNC | 0 | 0 | -- | 0 | 0 | 0 |
| 11/26 | Duke | 0 | 0 | -- | 0 | 0 | 0 |
| 12/23 | Mizzou | 0 | 0 | -- | 0 | 0 | 0 |
| Total | 10-0 | 14 | 57 | 5.7 | 0 | 0 | -5 |

CLAIBORNE'S 2022 GAME-BY-GAME STATS

| Date | Opp. | Car. | Rush Yds | Avg. | Rush TD | Rec. | Yds |
|-------|---------|------|----------|------|---------|------|-----|
| 9/1 | VMI | 6 | 13 | 2.2 | 0 | 1 | -5 |
| 9/24 | Clemson | 0 | 0 | -- | 0 | 0 | 0 |
| 10/1 | FSU | 0 | 0 | -- | 0 | 0 | 0 |
| 10/8 | Army | 4 | 9 | 2.3 | 0 | 0 | 0 |
| 10/22 | BC | 2 | 33 | 16.5 | 0 | 0 | 0 |
| 10/29 | LOU | 2 | 2 | 1.0 | 0 | 0 | 0 |

| 11/5 | NCST | 0 | 0 | -- | 0 | 0 | 0 |
|--------------|-------------|-----------|-----------|------------|----------|----------|-----------|
| 11/12 | UNC | 0 | 0 | -- | 0 | 0 | 0 |
| 11/26 | Duke | 0 | 0 | -- | 0 | 0 | 0 |
| 12/23 | Mizzou | 0 | 0 | -- | 0 | 0 | 0 |
| Total | 10-0 | 14 | 57 | 5.7 | 0 | 0 | -5 |

CLAIBORNE'S 2023 GAME-BY-GAME STATS

| Date | Opp. | Car. | Rush Yds | Avg. | Rush TD | Rec. | Yds |
|--------------|-------------|------------|------------|------------|----------|----------|-----------|
| 8/31 | Elon | 13 | 70 | 5.4 | 1 | - | - |
| 9/9 | Vandy | 26 | 165 | 6.3 | 0 | - | - |
| 9/16 | ODU | 11 | 39 | 3.1 | 0 | 2 | 13 |
| 9/23 | GT | 13 | 42 | 3.2 | 1 | - | - |
| 10/7 | CLEM | 19 | 60 | 3.2 | 1 | - | - |
| 10/14 | VT | 3 | 4 | 1.3 | 0 | - | - |
| 10/21 | Pitt | 14 | 96 | 6.9 | 2 | 1 | 22 |
| 10/28 | FSU | 11 | 22 | 2.0 | 0 | - | - |
| 11/2 | Duke | 19 | 81 | 4.3 | 0 | - | - |
| 11/11 | NCSU | 8 | 12 | 1.5 | 0 | - | - |
| Total | 10-2 | 137 | 586 | 4.3 | 5 | 3 | 35 |

#30 TATE CARNEY

5-10, 209, R-Fr., Davie County, N.C.

2022 (Freshman)

Saw action in the final three games of the regular season during the 2022 season, helping lead the team to its seventh consecutive bowl game and back-to-back bowl wins with a victory over Missouri in the Gasparilla Bowl...Served on special teams units...Redshirted.

High School

Four-time All-Conference honoree ... Two-time First Team All-State ... 2021: Named the Northwest Offensive Players of the Year ... Started all 11 games for Davie County and totaled 197 carries for 1,130 yards and 20 touchdowns ... Recorded 22 receptions for 250 yard and two scores through the air ... 2020: In a COVID-shortened spring seven-game season, he amassed 1,600 all-purpose yards and 23 touchdowns ... Scored eight rushing touchdowns and rushed for 321 yards in a Davie County 62-43 victory over R.J. Reynolds ... Led the state in total points and finished second in rushing yards ... 2019: Accumulated nearly 2,000 yards of total offense and scored 26 touchdowns ... Owns the Davie County single game rushing record and career total touchdowns mark ... Ranked as the No. 34 prospect in North Carolina and the No. 95 running back nationally by 247Sports.

Personal

Son of Teddy (Mother) and Carl Carney (Father) ... Father played defensive line at East Carolina ... Siblings Cade, Salem and Ivey ... Cade was a two-time team captain (2018-19) and became the first Wake Forest running back to rush for 1,000 yards since 2005 when he accomplished the feat as a junior in 2018 ... Ivey was a 1,000 point scorer in basketball at Calvary Baptist ... Born on July 15, 2003 ... Plans to major in Business Administration.

CARNEY'S CAREER RUSHING STATS

| G-GS | Car | Yds | Avg | TD | Lg/Opponent | |
|--------------|-------------|-----------|------------|------------|-------------|-----------------|
| 2022 | 3-0 | -- | -- | -- | -- | |
| 2023 | 10-0 | 35 | 171 | 4.9 | 3 | 74/Vandy |
| Total | 13-0 | 35 | 171 | 4.9 | 3 | 74/Vandy |

CARNEY'S CAREER RECEIVING STATS

| G-GS | Rec | Yds | Avg | TD | Lg/Opponent | |
|--------------|-------------|----------|-----------|-------------|-------------|---------------|
| 2022 | 3-0 | -- | -- | -- | -- | |
| 2023 | 10-0 | 2 | 33 | 16.5 | 0 | 20/FSU |
| Total | 13-0 | 2 | 33 | 16.5 | 0 | 20/FSU |

CARNEY'S 2023 GAME-BY-GAME STATS

| Date | Opp. | Car. | Rush Yds | Avg. | Rush TD | Rec. | Yds |
|--------------|-------------|-----------|------------|------------|----------|----------|-----------|
| 8/31 | Elon | -- | -- | -- | -- | -- | -- |
| 9/9 | Vandy | 13 | 117 | 9.0 | 1 | -- | -- |
| 9/16 | ODU | -- | -- | -- | -- | -- | -- |
| 9/23 | GT | 1 | 2 | 2.0 | 0 | -- | -- |
| 10/7 | CLEM | 5 | 14 | 2.8 | 0 | -- | -- |
| 10/14 | VT | 1 | 8 | 8.0 | 0 | -- | -- |
| 10/21 | Pitt | -- | -- | -- | -- | -- | -- |
| 10/28 | FSU | 10 | 26 | 2.6 | 1 | 1 | 20 |
| 11/2 | Duke | 2 | 1 | 0.5 | 1 | -- | -- |
| 11/11 | NCSU | 3 | 3 | 1.0 | 0 | 1 | 18 |
| Total | 10-0 | 35 | 171 | 4.9 | 3 | 2 | 38 |

WIDE RECEIVERS

#2 TAYLOR MORIN

5-10, 180, R-Jr., Centreville, Va.

Career Accolades

- 2022 ACC All-Academic Team
- 2022 Military Bowl 3M STEM Scholar-Athlete Program
- 2022 Paul Hornung Award Watch List
- 2022 Preseason Athlon First Team All-ACC (Punt Returner)
- 2022 Preseason Phil Steele First Team All-ACC (Punt Returner)
- 2022 Preseason Athlon Second Team All-ACC (Wide Receiver)
- 2022 Preseason Lindy's Third Team All-ACC (All Purpose)
- 2021 ACC All-Academic Team
- 2021 Athlon Preseason All-ACC Second Team
- 2021 PFF Preseason All-ACC Second Team
- 2021 Phil Steele Preseason All-ACC Third Team
- 2020 All-ACC Academic Team

Career

Morin goes into the 2023 season tied for eighth in program history with 17 career touchdown receptions...His 122 career receptions is tied for 17th in program history and needs 474 yards to crack the top 10 in program history in receiving yards.

2022 (Redshirt Sophomore)

Started all 13 games in the slot receiver position, finishing with career-best in receptions, receiving yards and receiving touchdowns and helping lead the team to its seventh consecutive bowl game and back-to-back bowl wins with a victory over Missouri in the Gasparilla Bowl...Tallied 47 receptions for 575 receiving yards and nine touchdowns while also having 17 punt returns for 128 yards...The nine touchdowns are tied for the sixth most in single-season Wake Forest history and ranked 19th nationally and fourth in the ACC in 2022...Tallied at least one reception in 12 of 13 games and had a touchdown reception in seven of 13 games...Posted multiple touchdowns in wins over Boston College and Missouri...Finished with a season-high 106 receiving yards on five receptions against North Carolina... Led the team in receiving with five catches for 74 yards and a touchdown in the season opener against VMI (9/1)... Member of the All-ACC Academic Team.

2021 (Redshirt Freshman)

Totaled career highs with 43 receptions for 621 yards and five touchdowns in 2021, ranking third on the team in each category...Totaled at least one reception in every game and had multiple receptions in 12 of the 14 games he played...Recorded a career high 122 yards receiving against Louisville (Oct. 2) including a season-best 42-yard reception for a touchdown...Set new career longs in both 35-yard punt return and 43-yard kickoff return in a victory over No. 20 NC State (Nov. 13) that helped the Demon Deacons clinch a perfect 6-0 home record during the 2021 season...Grabbed a touchdown reception in the ACC Championship game against Pitt (Dec. 4)...Earned preseason second team All-ACC specialist status from Athlon Sports.

2020 (Redshirt Freshman)

Finished the season with 32 receptions for 405 yards and three touchdowns ... Caught five balls for 91 yards including a season-long 46-yard catch in the Duke's Mayo Bowl vs Wisconsin (12/30) ... Scored third touchdown of the season vs Louisville with two catches for 23 yards ... Hauled in five balls for 45 yards vs Syracuse (10/31) ... Ranked fourth in the nation in punt return average as of October 13th ... Hauled in team's only receiving touchdown vs Campbell (10/2) ... Led the team with 12 receptions through two games, highlighted by nine receptions against No. 1 Clemson in the season opener, the most by any ACC wide receiver through three weeks of the season ... Recorded his first collegiate touchdown against Clemson (9/12) ... Earned his first varsity letter.

2019 (True Freshman)

Played in one game and kept his redshirt status ... Saw action with four snaps against Clemson (11/16) while lining up as a punt returner.

High School

A team captain and a three-star athlete by 247 and ESPN ... Rated the No. 27 prospect in Virginia ... Ranked the No. 18 recruit by RecruitNoVa.com ... Named first team All-USA Virginia ... A versatile athlete who plays slot receiver, safety and also punts and kicks ... Took snaps at quarterback during the state playoffs ... Part of a senior class that went 55-4 during their careers, winning four district and regional titles and three state championships ... Was one of 25 finalists nationally for the US Army-Pro Football Hall of Fame Award for Excellence ... Named first team Concorde District at receiver ... Team won the Concorde District, its fifth straight region title ... Caught 47 passes for 879 yards and 14 TDs in the regular season ... Carried 18 times for 154 yards and two touchdowns ... Had eight receptions for 267 yards and four touchdowns in a 62-21 win over West Springfield that earned him Military Bowl DC Touchdown Club High School Football Player of the Week ... In a regional semifinal win over South Lakes, caught seven passes for 82 yards and two touchdowns while adding an interception ... Led the Bulldogs to a 13-1 record ... Took snaps in wildcat formation after an injury to the quarterback ... Threw for a touchdown, returned a fumbled screen pass 56 yards for a touchdown, rushed for a score and caught a 78-yard touchdown pass in that game ... Caught 53 passes for 840 yards and nine touchdowns as a junior ... Helped Westfield to a 15-0 record ... On defense, added 54 tackles and 11 interceptions including two pick-sixes ... Added 414 return yards and five blocked kicks ... First team all-district and all-region at both wide receiver and defensive back as a junior ... First team all-state wide receiver and second team all-state DB ... Helped the Bulldogs to a basketball state championship in 2016.

Personal

Son of Scott and Sabrina Morin ... Is the nephew of former Demon Deacon baseball player and 1988 WFU graduate Johnny Koons ... Member of the Math Honor Society ... Born January 3, 2001.

MORIN'S CAREER RECEIVING STATS

| | G-GS | Rec | Yds | Avg | TD | Lg/Opponent |
|--------------|--------------|------------|-------------|-------------|-----------|----------------|
| 2019 | 1-0 | -- | -- | -- | -- | -- |
| 2020 | 9-4 | 32 | 405 | 12.7 | 3 | 46/Wis |
| 2021 | 14-14 | 43 | 621 | 14.4 | 5 | 42/UL |
| 2022 | 13-13 | 47 | 575 | 12.2 | 9 | 48/UNC |
| 2023 | 10-10 | 33 | 472 | 14.3 | 2 | 61/Duke |
| Total | 47-41 | 155 | 2073 | 13.4 | 19 | 61/Duke |

MORIN'S 2020 GAME-BY-GAME STATS

| Date | Opp | Rec | Yds | Avg | TD | Long |
|--------------|------------|-----------|------------|-------------|----------|---------------|
| 9/12 | Clem | 9 | 93 | 10.3 | 1 | 27 |
| 9/19 | NCST | 3 | 52 | 17.3 | 0 | 27 |
| 10/2 | Camp | 2 | 20 | 10.0 | 1 | 11 |
| 10/17 | UVA | 1 | 32 | 32.0 | 0 | 32 |
| 10/24 | VT | 1 | 2 | 2.0 | 0 | 2 |
| 10/31 | Syr | 5 | 45 | 9.0 | 0 | 15 |
| 11/14 | UNC | 4 | 47 | 11.8 | 0 | 28 |
| 12/12 | UL | 2 | 23 | 10.2 | 1 | 13 |
| 12/30 | Wis | 5 | 91 | 18.2 | 0 | 46 |
| Total | 9-4 | 32 | 405 | 12.7 | 3 | 46/Wis |

MORIN'S 2021 GAME-BY-GAME STATS

| Date | Opp | Rec | Yds | Avg | TD | Long |
|--------------|--------------|-----------|------------|-------------|----------|--------------|
| 9/3 | ODU | 2 | 16 | 8.0 | 0 | 9 |
| 9/11 | NSU | 1 | 10 | 10.0 | 0 | 10 |
| 9/18 | FSU | 7 | 41 | 5.9 | 0 | 10 |
| 9/24 | UVA | 3 | 63 | 21.0 | 1 | 39 |
| 10/2 | UL | 6 | 122 | 20.3 | 1 | 42 |
| 10/9 | Syr | 2 | 17 | 8.5 | 0 | 10 |
| 10/23 | Army | 1 | 18 | 18.0 | 0 | 18 |
| 10/30 | Duke | 2 | 24 | 12.0 | 1 | 19 |
| 11/6 | UNC | 2 | 66 | 33.0 | 1 | 37 |
| 11/13 | NCST | 3 | 44 | 14.7 | 0 | 26 |
| 11/20 | Clem | 4 | 43 | 10.8 | 0 | 12 |
| 11/27 | BC | 2 | 9 | 4.5 | 0 | 9 |
| 12/4 | Pitt | 4 | 83 | 20.8 | 1 | 33 |
| 12/31 | Rut | 4 | 58 | 14.5 | 0 | 26 |
| Total | 14-14 | 43 | 621 | 14.4 | 5 | 42/UL |

MORIN'S 2022 GAME-BY-GAME STATS

| Date | Opp | Rec | Yds | Avg | TD | Long |
|--------------|--------------|-----------|------------|-------------|----------|---------------|
| 9/1 | VMI | 5 | 74 | 14.8 | 1 | 23 |
| 9/10 | Vandy | 4 | 44 | 10.0 | 1 | 25 |
| 9/17 | LIB | 4 | 21 | 5.3 | 0 | 8 |
| 9/24 | CLEM | 3 | 17 | 5.7 | 0 | 9 |
| 10/1 | FSU | 1 | 3 | 3.0 | 0 | 3 |
| 10/8 | Army | - | - | - | - | - |
| 10/22 | BC | 4 | 48 | 12.0 | 2 | 33 |
| 10/29 | LU | 2 | 24 | 12.0 | 0 | 18 |
| 11/5 | NCST | 4 | 56 | 14.0 | 1 | 24 |
| 11/12 | UNC | 5 | 106 | 21.2 | 1 | 48 |
| 11/19 | CUSE | 6 | 59 | 9.8 | 0 | 13 |
| 11/26 | Duke | 6 | 93 | 15.5 | 1 | 31 |
| 12/23 | Mizzou | 3 | 30 | 10.0 | 2 | 16 |
| Total | 13-13 | 47 | 575 | 12.2 | 9 | 48/UNC |

MORIN'S 2023 GAME-BY-GAME STATS

| Date | Opp | Rec | Yds | Avg | TD | Long |
|--------------|--------------|-----------|------------|-------------|----------|----------------|
| 8/31 | Elon | 2 | 36 | 18.0 | 0 | 24 |
| 9/9 | Vandy | 4 | 28 | 7.0 | 0 | 17 |
| 9/16 | ODU | 6 | 112 | 18.7 | 2 | 48 |
| 9/23 | GT | 6 | 63 | 10.5 | 0 | 20 |
| 10/7 | CLEM | 1 | 9 | 9.0 | 0 | 9 |
| 10/14 | VT | 7 | 86 | 12.3 | 0 | 18 |
| 10/21 | Pitt | 1 | 4 | 4.0 | 0 | 4 |
| 10/28 | FSU | 1 | 19 | 19.0 | 0 | 19 |
| 11/2 | Duke | 3 | 92 | 30.7 | 0 | 61 |
| 11/11 | NCSU | 2 | 23 | 11.5 | 0 | 16 |
| Total | 10-10 | 33 | 472 | 14.3 | 2 | 61/Duke |

**#4 WALKER MERRILL
6-1, 193, Jr., Brentwood, Tenn.**

Prior to Wake Forest

Played in 22 career games with one start, recording 13 catches for 168 yards and three touchdowns with all three touchdowns coming during the 2022 season...Named to the 2021-22 First-Year SEC Academic Honor Roll... Enrolled at Tennessee in January 2021.

2022 (Sophomore)

Totaled eight receptions for 116 yards for three touchdowns, seeing action in all 13 games...Made just one catch against Vanderbilt (11/26), but caught it in the back of the end zone for his third touchdown of the season from seven yards out ... Caught two passes for 41 yards, including a 34-yard pass from Joe Milton III in the early stages of the second half against UT Martin (10/22) ... Set a new career-high in receiving yards with 46 in win over Akron (9/17) on a pair of receptions, including a 38-yard TD pass from Joe Milton III early in the fourth quarter for his second score of the season ... Hauled in his first-career touchdown in season-opening win over Ball State (9/1), a 16-yard connection with Hendon Hooker for the final score of the first half ... Finished the game with two catches for 21 yards.

2021 (Freshman)

Appeared in 10 games with one start during his rookie campaign ... Saw action as a reserve in the slot, playing 81 total offensive snaps ... Brought in five catches for 52 yards on the season ... Had one reception for 12 yards vs. No. 13 Ole Miss (10/16) ... Made his first-career start against Tennessee Tech (9/18), securing four catches for 40 yards ... Both were firsts in his career ... Made college debut in season-opening win over Bowling Green (9/2).

High School

A consensus top-10 player in the state of Tennessee by 247Sports.com, Rivals.com and ESPN.com ... Rated the No. 9 player in the state of Tennessee and No. 57 wide receiver in the country by the 247Sports Composite ... A four-star prospect according to Rivals.com and ESPN.com ... Was a third-team selection on The Tennessee 2019 All-Midstate Team ... Named to 6-6A All-Region team as a junior in 2019 ... Played a major role in Brentwood High School's run to the Tennessee Class 6A State Championship game in 2020 with a record-setting season for the Bruins ... As a senior in 2020, set school records for single-game receptions (16), single-game receiving yards (206) and single-season catches (100) ... Had 1,173 receiving yards (second most in school history) and caught

eight touchdown passes as a senior in 2020 ... Helped lead the Bruins to a Class 6A Region 6 championship and the quarterfinals of the state playoffs as a junior in 2019 with 62 catches for 568 yards ... Received offers from 23 schools ... Committed to the Vols in March 2020 ... Coached by Ron Crawford.

Personal

Full name is Robert Walker Merrill ... Goes by Walker ... Born July 12, 2002, in Charlotte, North Carolina ... Son of Kristin and Brian Merrill ... Has three brothers, Davis, Clayton and Jones ... Hobbies include wakeboarding, snowboarding and watching movies ... Biggest sports influence on him was Kobe Bryant because of his work ethic ... Favorite movie is "A Quiet Place" ... Favorite musical artist is Juice Wrld ... Favorite food is chicken alfredo ... Favorite TV show is "The Office" ... Majoring in finance ... Twitter and Instagram handle is @Walker_Merrill1.

MERRILL'S CAREER RECEIVING STATS

| | G-GS | Rec | Yds | Avg | TD | Lg/Opponent |
|--------------|-------------|-----------|------------|-------------|----------|-----------------|
| 2021 | 10-1 | 5 | 52 | 10.4 | 0 | 16/Tenn. Tech |
| 2022 | 13-0 | 8 | 116 | 14.5 | 3 | 38/Akron |
| 2023 | 6-0 | -- | -- | -- | -- | -- |
| Total | 29-1 | 13 | 168 | 12.9 | 3 | 38/Akron |

MERRILL'S 2021 GAME-BY-GAME STATS

| Date | Opp | Rec | Yds | Avg | TD | Long |
|--------------|-------------|----------|-----------|-------------|----------|----------------------|
| 9/2 | BG | 0 | 0 | -- | 0 | -- |
| 9/11 | Pitt | 0 | 0 | -- | 0 | -- |
| 9/18 | Tn. Tech | 4 | 40 | 10.0 | 0 | 16 |
| 9/25 | UF | 0 | 0 | -- | 0 | -- |
| 10/2 | Mizzou | 0 | 0 | -- | 0 | -- |
| 10/9 | SC | 0 | 0 | -- | 0 | -- |
| 10/16 | Ole Miss | 1 | 12 | 12.0 | 0 | 12 |
| 11/13 | Georgia | 0 | 0 | -- | 0 | -- |
| 11/27 | Vandy | 0 | 0 | -- | 0 | -- |
| 12/30 | Purdue | 0 | 0 | -- | 0 | -- |
| Total | 10-1 | 5 | 52 | 10.4 | 0 | 16/ Tenn Tech |

MERRILL'S 2022 GAME-BY-GAME STATS

| Date | Opp | Rec | Yds | Avg | TD | Long |
|--------------|-------------|----------|------------|-------------|----------|-----------------|
| 9/1 | Ball St. | 2 | 21 | 10.5 | 1 | 16 |
| 9/10 | Pitt | 0 | 0 | -- | 0 | -- |
| 9/17 | Akron | 2 | 46 | 23.0 | 1 | 38 |
| 9/24 | UF | 0 | 0 | -- | 0 | -- |
| 10/8 | LSU | 0 | 0 | -- | 0 | -- |
| 10/15 | Bama | 0 | 0 | -- | 0 | -- |
| 10/22 | UT Mart. | 2 | 41 | 20.5 | 0 | 34 |
| 10/29 | Kentucky | 0 | 0 | -- | 0 | -- |
| 11/5 | Georgia | 0 | 0 | -- | 0 | -- |
| 11/12 | Mizzou | 1 | 1 | 1.0 | 0 | 1 |
| 11/19 | SC | 0 | 0 | -- | 0 | -- |
| 11/26 | Vandy | 1 | 7 | 7.0 | 1 | 7 |
| 12/30 | Clemson | 0 | 0 | -- | 0 | -- |
| Total | 13-0 | 8 | 116 | 14.5 | 3 | 38/Akron |

**#5 HORATIO FIELDS
6-3, 202, R-So., Douglasville, Ga.**

2022 (Redshirt Freshman)

Did not see action in a game.

2021 (Freshman)

Made collegiate debut at Clemson, playing three snaps... Saw action in the final four games of the season including the ACC Atlantic Division clinching win over Boston College, the ACC Championship Game against Pitt and the Gator Bowl victory over Rutgers, seeing a season-high five snaps against Boston College...Redshirted

High School

A consensus three-star athlete by 247Sports, Rivals and ESPN ... Played for Coach Cedric Jackson ... First Team All-State Class 6-A... First Team All-Region Class 6A ... Douglas County Player of the Year ... Helped the New Manchester Jaguars win its first region championship in school history and reach the second round of the state Class 6A playoffs ... Region leader in yardage with 47 catches for 933 yards and nine touchdowns ... Finished second in yardage in State 5A, and is New Manchester's

all-time leader in receptions, yardage and touchdowns ... Also lettered in track & field, reaching regionals in the 110 and 300 meter hurdles.

Personal

Son of Nakia Mack Fields and Horatio Fields Sr. ... Born Nov. 14, 2002 ... Planning to major in Business.

FIELDS' CAREER RECEIVING STATS

| | G-GS | Rec | Yds | Avg | TD | Lg/Opponent |
|--------------|-------------|----------|-----------|-------------|----------|--------------------|
| 2021 | 4-0 | -- | -- | -- | -- | -- |
| 2023 | 9-0 | 3 | 31 | 10.3 | 0 | 12/NC State |
| Total | 13-0 | 3 | 31 | 10.3 | 0 | 12/NC State |

**#8 WESLEY GRIMES
6-2, 187, So., Raleigh, N.C.**

2022 (Freshman)

Played in six games during the 2022 season, helping lead the team to its seventh consecutive bowl game and back-to-back bowl wins with a victory over Missouri in the Gasparilla Bowl...Finished the season with four receptions for 33 yards and a touchdown...Recorded his first career reception in the season-opening win over VMI...Hauled in his first career touchdown pass in a victory over Army.

High School

Four-star prospect by Rivals.com and composite four-star prospect by 247Sports ... Ranked as the No. 11 prospect in North Carolina and the No. 55 wide receiver nationally by 247Sports ... 2021: Totaled 87 receptions for 1,594 yards and 26 touchdowns, ranking third all-time in North Carolina single-season history ... Helped lead Millbrook to an 11-2 mark during his senior season ... Broke school's record for single season receiving yards (1,594) and career receiving yards (2,836) ... NAC Player of the Year and captured First Team All-Conference honors ... 2020: During the 2021 spring season after COVID-19 suspended the fall campaign for Millbrook, he played seven games and caught 37 passes for 691 yards and 11 touchdowns ... Named HighSchoolOT All-State Team for his efforts ... 2019: Hauled in 32 receptions for 374 yards and a pair of touchdowns ... Standout baseball player at Millbrook

Personal

Son of Susan (Mother) and Eanest Grimes, Jr. (Father) and has a younger brother, Seth ... Born on March. 9, 2004.

GRIMES' CAREER RECEIVING STATS

| | G-GS | Rec | Yds | Avg | TD | Lg/Opponent |
|--------------|-------------|-----------|------------|-------------|----------|----------------|
| 2022 | 6-0 | 4 | 33 | 8.3 | 1 | 13/Army |
| 2023 | 10-2 | 17 | 308 | 18.1 | 2 | 49/Elon |
| Total | 16-2 | 21 | 341 | 16.2 | 3 | 49/Elon |

GRIMES' 2022 GAME-BY-GAME STATS

| Date | Opp | Rec | Yds | Avg | TD | Long |
|--------------|------------|----------|-----------|------------|----------|----------------|
| 9/1 | VMI | 1 | 6 | 6.0 | 0 | 6 |
| 9/10 | Vandy | 0 | -- | -- | -- | -- |
| 9/17 | Liberty | 0 | -- | -- | -- | -- |
| 10/8 | Army | 2 | 21 | 10.5 | 1 | 13 |
| 10/22 | BC | 0 | -- | -- | -- | -- |
| 10/29 | LOU | 1 | 6 | 6.0 | 0 | 6 |
| Total | 6-0 | 4 | 33 | 8.3 | 1 | 13/Army |

GRIMES' 2023 GAME-BY-GAME STATS

| Date | Opp | Rec | Yds | Avg | TD | Long |
|--------------|-------------|-----------|------------|-------------|----------|----------------|
| 8/31 | Elon | 3 | 76 | 25.3 | 1 | 49 |
| 9/9 | Vandy | 3 | 40 | 13.3 | 0 | 18 |
| 9/16 | ODU | 2 | 56 | 28.0 | 0 | 40 |
| 9/23 | GT | 2 | 27 | 13.5 | 1 | 16 |
| 10/7 | CLEM | 2 | 41 | 20.5 | 0 | 23 |
| 10/14 | VT | 4 | 59 | 14.8 | 0 | 24 |
| 10/21 | Pitt | 0 | -- | -- | -- | -- |
| 10/28 | FSU | 0 | -- | -- | -- | -- |
| 11/2 | Duke | 0 | -- | -- | -- | -- |
| 11/11 | NCSU | 1 | 9 | 9.0 | 0 | 9 |
| Total | 10-2 | 17 | 308 | 18.1 | 1 | 49/Elon |

**#11 DONAVON GREENE
6-2, 206, R-Jr., Mount Airy, N.C.**

Career Accolades

- 2022 Preseason Phill Steele Fourth Team All-ACC
- 2021 Paul Hornung Award Watch List
- 2021 Athlon Preseason All-ACC Third Team
- 2021 Preseason Third Team All-ACC specialist status
- 2021 Named to the Fourth Team All-ACC Offense by Athlon Sports
- 2021 Named to the Fourth Team All-ACC Offense by Phil Steele
- 2021 All-ACC honorable mention by Pro Football Focus

Career Summary

Averaged 20.1 yards per reception in 2020 the highest single-season mark in Wake Forest history (min. 25 receptions)...Registered a 96-yard kick return touchdown vs Campbell in 2020, the program's first since Kevin Marion in 2007. The 96-yard return tied for sixth in program history...Holds a career 18.6 yards per reception average with 79 receptions...Averaged 32.40 yards per kick return over his career...Has recorded at least one reception in all 25 career games entering the 2023 season.

2022 (Redshirt Sophomore)

Started in all 13 games during the 2022 season, helping lead the team to its seventh consecutive bowl game and back-to-back bowl wins with a victory over Missouri in the Gasparilla Bowl...Finished second on the team in receiving yards with a career-high 642 yards while also leading the team in yards per reception with a 17.4 yard average... Ended the season with a career-high six touchdown receptions including two multi-touchdown games against nationally-ranked opponents Clemson and North Carolina...Had his best game of the season against North Carolina, tallying four receptions for 85 yards and a pair of touchdowns while also having a season-long reception of 60 yards...Posted at least one reception in every game with multiple catches in 11 of 13 games.

2021 (Redshirt Freshman)

Missed the 2021 season due to injury...Earned preseason third team All-ACC specialist status, fourth team All-ACC Offense from Athlon Sports and Phil Steele and honorable mention by Pro Football Focus.

2020 (Redshirt Freshman)

Started eight games at wide receiver ... Had six catches for 122 yards in the Duke's Mayo Bowl vs Wisconsin (12/30) ... Reeled in eight balls for 170 yards and two touchdowns vs UNC (11/14) ... Caught four passes for 73 yards against Virginia (10/17) ... Held a 43.5 yard kick return average, good for third in the nation as of October 13th ... Registered a 96-yard kick return touchdown vs Campbell (10/2), the program's first since Kevin Marion in 2007... Finished the season opener against No. 1 Clemson with 103 total yards on four touches, averaging 25.33 yards on three receptions ... Earned second career varsity letter.

2019 (True Freshman)

Played in four games and retained his redshirt season ... Made his first career start vs. Michigan State in the New Era Pinstripe Bowl (12/27) ... Averaged 19.2 yards per reception with 249 yards on 13 catches and two touchdowns ... Five of his 13 receptions were for 20 or more yards ... Tallied seven catches for 172 yards at Syracuse (11/30), becoming the first true freshman with a 100-yard receiving game since Todd Dixon in 1990 ... Averaged 24.6 yards per catch vs. Syracuse, the highest average ever in a game by a Deacon freshman ... Recorded the longest reception of the year with a 75-yard touchdown catch from Sam Hartman at Syracuse ... Appeared at No. 7 on SportsCenter Top 10 with his one-handed 16-yard touchdown catch against Michigan State in the New Era Pinstripe Bowl ... On the field for 236 snaps including a season-high 83 against Syracuse ... Played at least 30 snaps in each of the final four games of the season ... Earned his first varsity letter.

High School

Team captain at Mount Airy who enrolled at Wake Forest in January, 2019 ... A consensus four-star wide receiver and the No. 13 prospect in North Carolina by Rivals ... Rated the No. 36 wide receiver nationally and the No. 9 player in the state by 247 ... Named second team All-USA North Carolina ... Invited to the Shrine Bowl of the

Carolinas, becoming the first Mount Airy player in 35 years invited to the all-star game ... Helped the Granite Bears to a 12-1 record and the Class 1-AA state quarterfinals ... Played for Coach J.K. Adkins ... Made 56 receptions for 1,257 yards and 14 touchdowns ... Scored four times on defense ... On defense, had five interceptions and a team-high seven pass break-ups in 2018 including three picks in a single game ... Led Mount Airy to the Northwest 1A championship as a senior while leading the conference in receiving yards and touchdowns. ... Averaged nearly 114 yards receiving per game as a senior ... Had 95 yards and a 32-yard touchdown catch in a playoff win over Polk County ... Caught four passes for 119 yards and two touchdowns against Winston-Salem Prep ... Named a WXII Athlete of the Week in 2018 ... Returned a fumble 93 yards for a score against Swain County in the first round of the playoffs ... Had 46 receptions for 1,138 yards and 16 touchdowns as a junior as Mount Airy won the Class 1-AA Western Region Championship and reached the state title game ... Named the Northwest 1-A Co-Offensive Player of the Year in 2017 ... Added 50 tackles, seven interceptions on defense during a 14-1 season as a junior ... Named to the All-Northwest team by the Winston-Salem Journal in 2017 and 2018 ... Lettered in football, basketball and track where he recorded a 6-4 high jump and a 20-11 long jump while running a leg on the state champions 4x200 relay team ... Was All-Northwest 1-A in basketball as a junior ... Four-year varsity player who competed on the varsity football team in 2015 and 2016 as well.

Personal

Son of Freda and Gregory Greene ... Has a twin brother, Greg, Jr., who also played football at Mount Airy...Majoring in Communications with a Minor in Entrepreneurship.

GREENE'S CAREER RECEIVING STATS

| | G-GS | Rec | Yds | Avg | TD | Lg/Opponent |
|--------------|--------------|-----------|-------------|-------------|-----------|---------------|
| 2019 | 4-0 | 13 | 249 | 19.2 | 2 | 75/Syr |
| 2020 | 8-8 | 29 | 582 | 20.1 | 2 | 41/UNC |
| 2022 | 13-12 | 37 | 642 | 17.4 | 6 | 60/UNC |
| Total | 25-20 | 79 | 1473 | 18.6 | 10 | 75/Syr |

GREENE'S 2019 GAME-BY-GAME STATS

| Date | Opp | Rec | Yds | Avg | TD | Long |
|--------------|------------|-----------|------------|-------------|----------|--------------------|
| 11/16 | Clem | 2 | 12 | 6.0 | 0 | 7 |
| 11/23 | Duke | 1 | 36 | 36.0 | 0 | 36 |
| 11/30 | Syr | 7 | 172 | 24.6 | 1 | 75 |
| 12/27 | MSU | 3 | 29 | 9.7 | 1 | 16 |
| Total | 4-1 | 13 | 249 | 19.2 | 2 | 75/Syracuse |

GREENE'S 2020 GAME-BY-GAME STATS

| Date | Opp | Rec | Yds | Avg | TD | Long |
|--------------|------------|-----------|------------|-------------|----------|---------------|
| 9/12 | Clem | 3 | 76 | 25.3 | 0 | 39 |
| 9/19 | NCST | 1 | 9 | 9.0 | 0 | 9 |
| 10/2 | Camp | 2 | 40 | 20.0 | 0 | 34 |
| 10/17 | UVA | 4 | 73 | 18.25 | 0 | 39 |
| 10/24 | VT | 1 | 36 | 36.0 | 0 | 36 |
| 10/31 | Syr | 4 | 56 | 14.0 | 0 | 22 |
| 11/14 | UNC | 8 | 170 | 21.3 | 2 | 41 |
| 12/30 | Wisc | 6 | 122 | 20.3 | 0 | 36 |
| Total | 8-8 | 29 | 582 | 20.1 | 2 | 41/UNC |

GREENE'S 2022 GAME-BY-GAME STATS

| Date | Opp | Rec | Yds | Avg | TD | Long |
|--------------|--------------|-----------|------------|-------------|----------|---------------|
| 9/1 | VMI | 5 | 63 | 12.6 | 0 | 20 |
| 9/10 | Vandy | 4 | 53 | 13.3 | 0 | 30 |
| 9/17 | LIB | 3 | 68 | 22.7 | 0 | 41 |
| 9/24 | CLEM | 2 | 53 | 26.5 | 2 | 28 |
| 10/1 | FSU | 2 | 29 | 14.5 | 1 | 20 |
| 10/8 | Army | 2 | 30 | 15.0 | 0 | 17 |
| 10/22 | BC | 5 | 64 | 12.8 | 0 | 23 |
| 10/29 | LU | 3 | 75 | 25.0 | 0 | 39 |
| 11/5 | NCST | 2 | 40 | 20.0 | 0 | 31 |
| 11/12 | UNC | 4 | 85 | 21.3 | 2 | 60 |
| 11/19 | CUSE | 1 | 7 | 7.0 | 0 | 7 |
| 11/26 | Duke | 3 | 48 | 16.0 | 1 | 33 |
| 12/23 | Mizzou | 1 | 27 | 27.0 | 0 | 27 |
| Total | 13-12 | 37 | 642 | 17.4 | 6 | 60/UNC |

**#13 KE'SHAWN WILLIAMS
5-10, 190, Jr., Philadelphia, Pa.**

2022 (Sophomore)

Played in all 13 games during the 2022 season, helping lead the team to its seventh consecutive bowl game and back-to-back bowl wins with a victory over Missouri in the

Gasparilla Bowl...Posted a career-best 39 receptions and a career-high 553 receiving yards while also hauling in a touchdown reception...Served as a primary kick returner, finishing the season with 12 returns for 235 yards...Set career-highs in receptions (5) and yards (129) in a single game against Liberty, including a 42-yard catch in the win...Tallied at least one catch in 11 of 13 games and had five games with four or more receptions...Member of the All-ACC Academic Team.

2021 (True Freshman)

Pulled in a career-best 27 receptions for 404 yards and three touchdowns while also returning kickoffs and punts...Finished fourth on the team in receiving yards and receiving touchdowns and yards per reception...Tallied a reception in 13 of the 14 games during the historic 2021 campaign that included Gator Bowl and ACC Atlantic Division titles...Scored his first collegiate touchdown against Old Dominion...Recorded a touchdown reception in three separate games (Old Dominion, Army, Duke)...Set a career high with 93 yards receiving against Army including a 75-yard reception, the longest of his career...Set a new career high with four receptions versus Duke

2020 (True Freshman)

Made eight appearances ... Saw first collegiate action against NC State (9/19) ... Caught three passes for a total of 44 yards ... Earned his first varsity letter.

High School

Rated a three-star recruit the No. 15 prospect in Pennsylvania by ESPN. 2019: Team captain ... Played for Coach Rick Knox ... Named all-city and all-state ... Tabbed for the city all-star game ... All-Southeastern Pennsylvania selection ... Had 58 receptions for 889 yards and 13 touchdowns as a senior ... Scored 22 total touchdowns including five rushing ... Had 12 receptions for 132 yards and two TDs as the Blue Devils beat The Haverford School ... Had two kick return touchdowns and an 85-yard interception return for a score in a win over Roman Catholic. 2018: Set the Inter-Academic League record with 67 catches for 1,066 yards and 11 touchdowns as a junior ... Averaged 17.9 points, 6.3 rebounds and 4.5 assists in basketball ... Earned Inter-Ac all-league honors and first team All-City accolades ... First team All-Inter-Ac selection in basketball and was a sprinter on the track team. 2017: Added 12 catches for 244 yards and a pair of touchdowns as a sophomore.

Personal

Son of Shawn Marie Fogel-Williams and Kenneth Williams ... Born Dec. 27, 2001 ... Member of the Honor Roll.

WILLIAMS' CAREER RECEIVING STATS

| | G-GS | Rec | Yds | Avg | TD | Lg/Opponent |
|--------------|--------------|------------|-------------|-------------|----------|----------------|
| 2020 | 8-0 | 3 | 44 | 14.7 | 0 | 34/Campbell |
| 2021 | 14-0 | 27 | 404 | 15.0 | 3 | 75/Army |
| 2022 | 13-0 | 39 | 553 | 14.2 | 1 | 42/Liberty |
| 2023 | 10-10 | 36 | 362 | 10.1 | 1 | 34/Vandy |
| Total | 45-10 | 105 | 1363 | 13.0 | 5 | 75/Army |

WILLIAMS' 2020 GAME-BY-GAME STATS

| Date | Opp | Rec | Yds | Avg | TD | Long |
|--------------|------------|----------|-----------|-------------|----------|--------------------|
| 9/19 | NCST | -- | -- | -- | -- | -- |
| 10/2 | Camp | 2 | 44 | 22.0 | 0 | 34 |
| 10/17 | UVA | -- | -- | -- | -- | -- |
| 10/24 | VT | -- | -- | -- | -- | -- |
| 10/31 | Syracuse | -- | -- | -- | -- | -- |
| 11/14 | UNC | -- | -- | -- | -- | -- |
| 12/12 | UL | 1 | 0 | -- | -- | -- |
| 12/31 | Wisc | -- | -- | -- | -- | -- |
| Total | 8-0 | 3 | 44 | 14.7 | 0 | 34/Campbell |

WILLIAMS' 2021 GAME-BY-GAME STATS

| Date | Opp | Rec | Yds | Avg | TD | Long |
|-------|------|-----|-----|------|----|------|
| 9/3 | ODU | 3 | 21 | 7.0 | 1 | 9 |
| 9/11 | NSU | 3 | 35 | 11.7 | 0 | 16 |
| 9/18 | FSU | 1 | 12 | 12.0 | 0 | 12 |
| 9/24 | UVA | 2 | 34 | 17.0 | 0 | 29 |
| 10/2 | UL | -- | -- | -- | -- | -- |
| 10/9 | Syr | 2 | 12 | 6.0 | 0 | 7 |
| 10/23 | Army | 2 | 93 | 46.5 | 1 | 75 |
| 10/30 | Duke | 4 | 57 | 14.3 | 1 | 37 |
| 11/6 | UNC | 2 | 18 | 9.0 | 0 | 11 |
| 11/13 | NCST | 1 | 34 | 34.0 | 0 | 34 |
| 11/20 | Clem | 3 | 24 | 8.0 | 0 | 9 |

| | | | | | | |
|--------------|-------------|-----------|------------|-------------|----------|----------------|
| 11/27 | BC | 1 | 15 | 15.0 | 0 | 15 |
| 12/4 | Pitt | 1 | 11 | 11.0 | 0 | 11 |
| 12/31 | Rut | 2 | 38 | 19.0 | 0 | 29 |
| Total | 14-0 | 27 | 404 | 14.2 | 3 | 75/Army |

WILLIAMS' 2022 GAME-BY-GAME STATS

| Date | Opp | Rec | Yds | Avg | TD | Long |
|--------------|-------------|-----------|------------|-------------|----------|-------------------|
| 9/1 | VMI | 3 | 22 | 7.3 | 0 | 15 |
| 9/10 | VAN | -- | -- | -- | -- | -- |
| 9/17 | LIB | 5 | 129 | 25.8 | 0 | 42 |
| 9/24 | CLEM | 2 | 22 | 11.0 | 0 | 13 |
| 10/1 | FSU | 4 | 43 | 10.8 | 0 | 13 |
| 10/8 | Army | 2 | 39 | 19.5 | 0 | 24 |
| 10/22 | BC | 2 | 36 | 18.0 | 0 | 23 |
| 10/29 | LU | 5 | 67 | 13.4 | 0 | 29 |
| 11/5 | NCST | 5 | 49 | 9.8 | 0 | 18 |
| 11/12 | UNC | 2 | 44 | 22.0 | 0 | 40 |
| 11/19 | CUSE | 6 | 61 | 10.2 | 1 | 17 |
| 11/26 | Duke | 3 | 41 | 13.7 | 0 | 20 |
| 12/23 | Mizzou | -- | -- | -- | -- | -- |
| Total | 13-0 | 39 | 553 | 14.2 | 1 | 42/Liberty |

WILLIAMS' 2023 GAME-BY-GAME STATS

| Date | Opp | Rec | Yds | Avg | TD | Long |
|--------------|--------------|-----------|------------|-------------|----------|-----------------|
| 8/31 | Elon | 2 | 13 | 6.5 | 0 | 9 |
| 9/9 | Vandy | 5 | 92 | 18.4 | 1 | 34 |
| 9/16 | ODU | 4 | 45 | 11.3 | 0 | 14 |
| 9/23 | GT | 1 | 11 | 11.0 | 0 | 11 |
| 10/7 | CLEM | 3 | 27 | 9.0 | 0 | 14 |
| 10/14 | VT | 3 | 13 | 4.3 | 0 | 16 |
| 10/21 | Pitt | 6 | 46 | 7.7 | 0 | 24 |
| 10/28 | FSU | 0 | -- | -- | -- | -- |
| 11/2 | Duke | 7 | 90 | 12.7 | 0 | 25 |
| 11/11 | NCSU | 5 | 25 | 5.0 | 0 | 16 |
| Total | 10-10 | 36 | 362 | 10.1 | 1 | 34/Vandy |

#80 JAHMAL BANKS

6-4, 205, Jr., Bethesda, Md.

Career Accolades

- 2023 Preseason Athlon First Team All-ACC
- 2023 Preseason Phil Steele Third Team All-ACC
- 2022 All-ACC Honorable Mention

Career

Along with teammate Taylor Morin, Banks had the most touchdown receptions of any returning player in the conference for 2023...Nine touchdowns in 2022 is tied for the sixth most in program history and the fourth highest total in the Dave Clawson Era.

2022 (Sophomore)

Voted as All-ACC Honorable Mention...Played in all 13 games during the 2022 season, helping lead the team to its seventh consecutive bowl game and back-to-back bowl wins with a victory over Missouri in the Gasparilla Bowl...Recorded a breakout season during his sophomore campaign that included 42 receptions for 636 yards and nine touchdowns...Tallied three multi-touchdown games in the Demon Deacons 6-1 start to the season...Had a career-game against No. 5 Clemson when he snagged six catches for a career-high 141 yards and two scores, earning ACC Receiver of the Week honors...Totaled multiple touchdowns in wins over Liberty and Boston College. Additionally, against the Eagles, he tallied a career-best seven receptions...Netted the highest contested catch rate of anyone in the conference and his mark of 58.6 percent ranked fifth among Power-5 receivers in 2022.

2021 (True Freshman)

Saw action in all 14 games during the historic 2021 season that included ACC Atlantic and Gator Bowl titles...Finished the season with five receptions for 98 yards (19.6 avg)...Set career highs with three receptions, 63 receiving yards and a 39-yard reception, the longest of his career against Duke...Ended the year with 244 plays including a season-high 44 in the Gator Bowl victory

2020 (True Freshman)

Appeared in six games... Caught first career reception vs. Campbell (10/2)... Made his collegiate debut against Clemson (9/12) ... Earned first varsity letter.

High School

Helped the Panthers to a No. 4 national ranking in the USA Today poll ... Played for Coach Henry Russell ... Posted a

44-3 record in his four years including an 11-1 record in 2019 ... Caught a touchdown pass in a win over No. 8 IMG Academy ... Returned a kick for a touchdown against the Bishop Ireton ... Two-time first team all-conference pick in football ... Team MVP in both football and basketball ... Had 91 total tackles and 36 tackles for loss along with nine sacks ... Returned a pair of fumble recoveries for touchdowns ... Also plays basketball and has aided St. Frances in earning a top 10 national ranking from USA Today.

Personal

Son of Kristie Martin ... Born Oct. 2, 2001 ... Sister Kyerra Martin played volleyball at Bowie State ... Member of the Honor Roll and Chess Club.

BANKS' CAREER RECEIVING STATS

| | G-GS | Rec | Yds | Avg | TD | Lg/Opponent |
|--------------|-------------|-----------|-------------|-------------|-----------|------------------|
| 2020 | 5-0 | 1 | 17 | 17.0 | 0 | 17/Camp |
| 2021 | 14-0 | 5 | 98 | 19.6 | 0 | 39/Duke |
| 2022 | 12-1 | 42 | 636 | 15.1 | 9 | 48/Mizzou |
| 2023 | 10-8 | 47 | 528 | 11.2 | 3 | 33/twice |
| Total | 41-9 | 95 | 1279 | 13.5 | 12 | 48/Mizzou |

BANKS' 2020 GAME-BY-GAME STATS

| Date | Opp | Rec | Yds | Avg | TD | Long |
|--------------|------------|----------|-----------|-------------|----------|----------------|
| 9/12 | Clem | -- | -- | -- | -- | -- |
| 10/2 | Camp | 1 | 17 | 17.0 | 0 | 17 |
| 10/17 | UVA | -- | -- | -- | -- | -- |
| 10/24 | VT | -- | -- | -- | -- | -- |
| 10/31 | Syr | -- | -- | -- | -- | -- |
| Total | 5-0 | 1 | 17 | 17.0 | 0 | 17/Camp |

BANKS' 2021 GAME-BY-GAME STATS

| Date | Opp | Rec | Yds | Avg | TD | Long |
|--------------|-------------|----------|-----------|-------------|----------|----------------|
| 9/3 | ODU | -- | -- | -- | -- | -- |
| 9/11 | NSU | 1 | 12 | 12.0 | 0 | 12 |
| 9/18 | FSU | -- | -- | -- | -- | -- |
| 9/24 | UVA | -- | -- | -- | -- | -- |
| 10/2 | UL | -- | -- | -- | -- | -- |
| 10/9 | Syr | -- | -- | -- | -- | -- |
| 10/23 | Army | -- | -- | -- | -- | -- |
| 10/30 | Duke | 3 | 63 | 21.0 | 0 | 39 |
| 11/6 | UNC | -- | -- | -- | -- | -- |
| 11/13 | NCST | 1 | 23 | 23.0 | 0 | 23 |
| 11/20 | Clem | -- | -- | -- | -- | -- |
| 11/27 | BC | -- | -- | -- | -- | -- |
| 12/4 | Pitt | -- | -- | -- | -- | -- |
| 12/31 | Rut | -- | -- | -- | -- | -- |
| Total | 14-0 | 5 | 98 | 19.6 | 0 | 39/Duke |

BANKS' 2022 GAME-BY-GAME STATS

| Date | Opp | Rec | Yds | Avg | TD | Long |
|--------------|-------------|-----------|------------|-------------|----------|------------------|
| 9/1 | VMI | 1 | 14 | 14.0 | 1 | 14 |
| 9/10 | VAN | 2 | 28 | 14.0 | 0 | 14 |
| 9/17 | LIB | 6 | 55 | 9.1 | 2 | 16 |
| 9/24 | CLEM | 6 | 141 | 23.5 | 2 | 46 |
| 10/1 | FSU | 3 | 24 | 8.0 | 0 | 9 |
| 10/8 | Army | 2 | 44 | 22.0 | 0 | 37 |
| 10/22 | BC | 7 | 79 | 11.3 | 2 | 16 |
| 10/29 | LU | 2 | 23 | 11.5 | 1 | 16 |
| 11/5 | NCST | 4 | 69 | 17.3 | 0 | 28 |
| 11/12 | UNC | 2 | 22 | 11.0 | 0 | 15 |
| 11/19 | CUSE | 4 | 65 | 16.2 | 0 | 36 |
| 12/23 | Mizzou | 3 | 72 | 24.0 | 1 | 48 |
| Total | 12-1 | 42 | 636 | 15.1 | 9 | 48/Mizzou |

BANKS' 2023 GAME-BY-GAME STATS

| Date | Opp | Rec | Yds | Avg | TD | Long |
|--------------|-------------|-----------|------------|-------------|----------|-----------------|
| 8/31 | Elon | 6 | 108 | 18.0 | 1 | 33 |
| 9/9 | Vandy | 4 | 34 | 8.5 | 1 | 15 |
| 9/16 | ODU | 8 | 81 | 10.1 | 1 | 31 |
| 9/23 | GT | 6 | 53 | 8.8 | 0 | 12 |
| 10/7 | CLEM | 8 | 55 | 6.9 | 0 | 13 |
| 10/14 | VT | 4 | 43 | 10.8 | 0 | 15 |
| 10/21 | Pitt | 2 | 59 | 29.5 | 0 | 33 |
| 10/28 | FSU | 4 | 43 | 10.8 | 0 | 14 |
| 11/2 | Duke | 5 | 52 | 10.4 | 0 | 19 |
| 11/11 | NCSU | 0 | -- | -- | -- | -- |
| Total | 10-8 | 47 | 528 | 11.2 | 3 | 33/twice |

#81 DEUCE ALEXANDER
5-11, 165, Fr., Douglasville, Ga.

High School

Tallied 105 catches for 1,435 yards and 11 touchdowns over high school career ... 2022: Led Douglas County with 52 receptions, 766 yards and six touchdowns and 5 interceptions as a senior in 2022... Averaged over 100 all-purpose yards per game ... Led Douglas County to a spot in the 2022 GHSA Class 6A playoffs ... 2021: Caught 53 passes for 669 yards and five touchdowns ... Led Douglas County to a spot in the 2022 GHSA Class 6A playoffs ... Also returned some kicks and punts for the Tigers... 2020: Caught one pass for 15 yards... 2019: Caught first pass of career... Also ran track (sprints) ... Posted a school-best 21.61 in the 200-meter dash in April of 2022 ... Captured the county championship in the 400-meter dash with a 49.36 in 2021

Personal

Son of Karen (mother) and Hilton (father) ... Born July 27, 2005 ... Father, Hilton, played with the San Francisco 49ers and New Orleans Saints for three seasons after storied collegiate career at Morris Brown College. Sister (Kayla Alexander) ran track in college for Louisville and Texas Tech.

ALEXANDER'S CAREER RECEIVING STATS

| | G-GS | Rec | Yds | Avg | TD | Lg/Opponent |
|--------------|------------|----------|-----------|-------------|----------|--------------------|
| 2023 | 1-0 | 1 | 19 | 19.0 | 1 | 19/NC State |
| Total | 1-0 | 1 | 19 | 19.0 | 1 | 19/NC State |

ALEXANDER'S 2023 GAME-BY-GAME STATS

| Date | Opp | Rec | Yds | Avg | TD | Long |
|--------------|------------|----------|-----------|-------------|----------|--------------------|
| 11/11 | NCSU | 1 | 19 | 19.0 | 1 | 19 |
| Total | 1-0 | 1 | 19 | 19.0 | 1 | 19/NC State |

#84 NICK RAGANO
6-0, 181, R-So., Clifton, Va.

2022 (Redshirt Freshman)

Saw action in five games during the 2022 season, helping lead the team to its seventh consecutive bowl game and back-to-back bowl wins with a victory over Missouri in the Gasparilla Bowl...Finished the season with three receptions for 15 yards...Recorded his first career reception in the opening week victory over VMI...Hauled in a career-high two passes for 10 yards at Louisville.

2022 (Redshirt Freshman)

Caught his first career pass for a five-yard gain against VMI (9/1)

2021 (Freshman)

Made collegiate debut against Clemson, seeing action for three plays...Also saw the field in the ACC Championship game against Pitt and in the Gator Bowl victory over Rutgers

High School

Played for head coach Jon Shields ... Played in five games as a senior for Centreville High School ... Tallied five tackles on the season, including two solo ... Ranked as the No. 66 player in Virginia by MaxPreps.com.

RAGANO'S CAREER RECEIVING STATS

| | G-GS | Rec | Yds | Avg | TD | Lg/Opponent |
|--------------|-------------|----------|-----------|------------|----------|---------------------|
| 2021 | 3-0 | -- | -- | -- | -- | -- |
| 2022 | 4-0 | 3 | 15 | 5.0 | 0 | 6/Louisville |
| 2023 | 3-0 | -- | -- | -- | -- | -- |
| Total | 10-0 | 3 | 15 | 5.0 | 0 | 6/Louisville |

RAGANO'S 2022 GAME-BY-GAME STATS

| Date | Opp | Rec | Yds | Avg | TD | Long |
|--------------|------------|----------|-----------|------------|----------|---------------------|
| 9/1 | VMI | 1 | 5 | 5.0 | 0 | 5 |
| 10/8 | Army | -- | -- | -- | -- | -- |
| 10/22 | BC | -- | -- | -- | -- | -- |
| 10/29 | LU | 2 | 10 | 5.0 | 0 | 6 |
| Total | 4-0 | 3 | 15 | 5.0 | 0 | 6/Louisville |

#88 IAN VER STEEG
6-0, 182, R-Fr., Severn, Md.

2022 (Freshman)

Did not see action in a game, earning a redshirt.

High School

Helped lead Archbishop Spalding to a 10-3 record, a second consecutive region title and an appearance in the playoffs during his senior season...As a junior in 2020, caught 32 passes for 524 yards (16.4 ypc) and seven touchdowns in seven games at Shawnee High School in Medford, Conn.

Personal

Son of Craig and Lisa Ver Steeg...Father, Craig, is the running backs coach for the Baltimore Ravens.

TIGHT ENDS
#20 CAMERON HITE
6-3, 242, R-Jr., Greenville, Tenn.

2022 (Redshirt Sophomore)

Saw action in nine games during the 2022 season, helping lead the team to its seventh consecutive bowl game and back-to-back bowl wins with a victory over Missouri in the Gasparilla Bowl...Caught his first career touchdown with a 17-yard reception against Vanderbilt (9/10)...Also recorded a catch against Louisville...Served as a key member of special teams, starting on the kick return unit...Member of the All-ACC Academic Team.

2021 (Redshirt Freshman)

Appeared in 12 games during the historic 2021 season that included ACC Atlantic Division and Gator Bowl titles...Recorded his first reception of the career against Duke for nine yards...Totaled 111 total plays during the season.

2020 (Redshirt Freshman)

Appeared in two games ... Made collegiate debut against No. 1 Clemson (9/12).

2019 (True Freshman)

Did not see any game action and earned a redshirt season ... Named the Scout Team Player of the Week (Utah State).

High School

Team captain Greeneville High and a three-star athlete, the No. 20 tight end in the nation and the No. 27 recruit in Tennessee by ESPN ... Named first team 4A All-State by the Tennessee Sports Writers Association and second team All-USA Tennessee tight end ... Named the Region 1-4A Athlete of the Year as a senior at Greeneville High ... Saw action at tight end and at safety for the Greene Devils ... Ranked third in the state with 15 touchdown receptions ... Had 37 receptions for 913 yards in 2018 ... Helped Greeneville win back-to-back Class 4A state titles ... Caught a 32-yard scoring pass in a semifinal win over Sullivan South ... Left high school with a 29-game winning streak ... Played for Coach Caine Ballard ... Selected to the Toyota East-West All-Star game as a safety ... Had a touchdown reception in the state championship win over Springfield in 2017 ... Caught 32 passes for 541 yards and nine touchdowns as a junior ... Played forward and center in basketball where he led the team to district and region championships.

Personal

Son of Stephanie and Shane Hite ... Grandfather, David Rivers, played football and lacrosse at Army West Point ... Uncle, David Rivers, Jr., played football at Virginia and Western Carolina ... When Rivers played at Virginia, current Wake Forest assistant coach Wayne Lineburg was a graduate assistant coach...Majoring in Communications.

HITE'S CAREER RECEIVING STATS

| | G-GS | Rec | Yds | Avg | TD | Lg/Opponent |
|--------------|-------------|-----------|------------|-------------|----------|----------------|
| 2020 | 2-0 | -- | -- | -- | -- | -- |
| 2021 | 11-0 | 1 | 9 | 9.0 | 0 | 9/Duke |
| 2022 | 9-0 | 2 | 20 | 10.0 | 1 | 17/Vandy |
| 2023 | 9-9 | 12 | 158 | 13.2 | 2 | 69/Elon |
| Total | 31-9 | 15 | 187 | 12.5 | 3 | 69/Elon |

HITE'S 2020 GAME-BY-GAME STATS

| Date | Opp | Rec | Yds | Avg | TD | Long |
|--------------|------------|-----------|-----------|-----------|-----------|-----------|
| 9/12 | Clem | -- | -- | -- | -- | -- |
| 10/2 | Camp. | -- | -- | -- | -- | -- |
| Total | 2-0 | -- | -- | -- | -- | -- |

HITE'S 2021 GAME-BY-GAME STATS

| Date | Opp | Rec | Yds | Avg | TD | Long |
|--------------|-------------|----------|----------|------------|----------|---------------|
| 9/3 | ODU | -- | -- | -- | -- | -- |
| 10/2 | UL | -- | -- | -- | -- | -- |
| 10/9 | Syr | -- | -- | -- | -- | -- |
| 10/23 | Army | -- | -- | -- | -- | -- |
| 10/30 | Duke | 1 | 9 | 9.0 | 0 | 9 |
| 11/6 | UNC | -- | -- | -- | -- | -- |
| 11/13 | NCST | -- | -- | -- | -- | -- |
| 11/20 | Clem | -- | -- | -- | -- | -- |
| 11/27 | BC | -- | -- | -- | -- | -- |
| 12/4 | Pitt | -- | -- | -- | -- | -- |
| 12/31 | Rut | -- | -- | -- | -- | -- |
| Total | 11-0 | 1 | 9 | 9.0 | 0 | 9/Duke |

HITE'S 2022 GAME-BY-GAME STATS

| Date | Opp | Rec | Yds | Avg | TD | Long |
|--------------|------------|----------|-----------|-------------|----------|-----------------|
| 9/1 | VMI | -- | -- | -- | -- | -- |
| 9/10 | Vandy | 1 | 17 | 17.0 | 1 | 17 |
| 9/17 | LIB | -- | -- | -- | -- | -- |
| 10/22 | BC | -- | -- | -- | -- | -- |
| 10/29 | LU | 1 | 3 | 3.0 | 0 | 3 |
| 11/12 | UNC | -- | -- | -- | -- | -- |
| 11/19 | CUSE | -- | -- | -- | -- | -- |
| 11/26 | Duke | -- | -- | -- | -- | -- |
| 12/23 | Mizzou | -- | -- | -- | -- | -- |
| Total | 9-0 | 2 | 20 | 10.0 | 1 | 17/Vandy |

HITE'S 2023 GAME-BY-GAME STATS

| Date | Opp | Rec | Yds | Avg | TD | Long |
|--------------|------------|-----------|------------|-------------|----------|-----------|
| 8/31 | Elon | 4 | 91 | 22.8 | 1 | 69 |
| 9/9 | Vandy | 1 | 2 | 2.0 | 0 | 2 |
| 9/23 | GT | 1 | 14 | 14.0 | 0 | 14 |
| 10/7 | CLEM | 1 | 5 | 5.0 | 0 | 5 |
| 10/14 | VT | 1 | 6 | 6.0 | 0 | 6 |
| 10/21 | Pitt | 1 | 15 | 15.0 | 1 | 15 |
| 10/28 | FSU | -- | -- | -- | -- | -- |
| 11/2 | Duke | 1 | 7 | 7.0 | 0 | 7 |
| 11/11 | NCSU | 2 | 18 | 9.0 | 0 | 13 |
| Total | 9-9 | 12 | 158 | 13.2 | 2 | 69 |

#82 TREY BOLL
6-4, 231, Jr., Richmond, Va.

2022 (Sophomore)

Played in all 13 games during the 2022 season, helping lead the team to its seventh consecutive bowl game and back-to-back bowl wins with a victory over Missouri in the Gasparilla Bowl...Finished the season with a reception for five yards and a touchdown as well as collecting a tackle... Played a key role on special teams return units as a blocker on kickoffs and punt returners...Totaled 135 plays over the course of the season.

2021 (Freshman)

Appeared in all 14 games during the historic 2021 season that included ACC Atlantic and Gator Bowl titles...Totaled a season-high tying 14 snaps against both Norfolk State and Duke...Tallied 100 snaps played over the course of the season.

2020 (Freshman)

Appeared in one game ... Made collegiate debut at Louisville (12/12).

High School

Rated the No. 19 tight end in the country and the No. 25 prospect in Virginia by ESPN ... Earned four varsity football letters and five in baseball ... Named team co-captain in both football and baseball ... First team all-state in 2019 ... Named All-Prep League in 2018 and 2019 ... All-state second team and All-Metro honorable mention in football in 2018 ... Nominated for the Richmond Times-Dispatch Scholar-Athlete of the Month ... Had 39 receptions for 477 yards as a senior ... Candidate for Mark L. Fischer Player

of the Year award to Richmond area's top football player ... Played for Coach Mark Palyo ... Had about 25 Division I scholarship offers and was committed to play baseball at Virginia before deciding to enroll at Wake Forest and continue his football career ... Helped the Cougars to football and baseball state championship as a freshman ... Won the baseball state championship as an eighth grader.

Personal

Kevin "Trey" Boll III ... Son of Lisa and Kevin ... Born Jan. 13, 2001...Major is Undeclared.

BOLL'S CAREER RECEIVING STATS

| | G-GS | Rec | Yds | Avg | TD | Lg/Opponent |
|--------------|-------------|----------|----------|------------|----------|---------------------|
| 2021 | 14-0 | -- | -- | -- | -- | -- |
| 2022 | 13-0 | 1 | 5 | 5.0 | 1 | 5/Louisville |
| 2023 | 7-1 | -- | -- | -- | -- | -- |
| Total | 34-1 | 1 | 5 | 5.0 | 1 | 5/Louisville |

OFFENSIVE LINEMEN

#52 SPENCER CLAPP

6-6, 300, R-Sr. Gibsonville, N.C.

2022 (Redshirt Senior)

Saw action in all 13 games, all along the offensive line, helping lead the team to its seventh consecutive bowl game and back-to-back bowl wins with a victory over Missouri in the Gasparilla Bowl...Tallied a career-high 492 snaps on both the offense line and special teams...Posted a season-high and career-high 70 snaps against in-state rival NC State... Recorded 50 or more snaps in the final four games of the regular season...Member of the All-ACC Academic Team.

2021 (Redshirt Junior)

Appeared in 13 games during the Demon Deacons historic 11-win season en route to the ACC Atlantic Division and Gator Bowl titles...Played 197 snaps over the course of the season, serving as a key contributor on the offensive line and on special teams...Tallied a season-high 33 snaps in the week two victory over Norfolk State which helped Wake Forest start the season 8-0, the best start in program history and the longest winning streak in program history.

2020 (Redshirt Junior)

Did not appear in a game.

2019 (Redshirt Sophomore)

Appeared in five games and was on the field for 44 plays ... Season-high 17 snaps in a win over Elon (9/21) ... On the field for 11 plays vs. Clemson (11/16) ... Earned his first varsity letter.

2018 (Redshirt Freshman)

Did not see action while rehabbing from an injury.

2017 (True Freshman)

Redshirted ... Had ACL surgery following the 2017 season that limited him in 2018.

High School

Team captain ... First Team all-state on the 3-A NCPreps.com team ... Named to the All-Area team by the Greensboro News-Record as a defensive tackle ... Also a dominating blocker on the offensive side ... Played for Coach Doug Robertson ... Two-time All-Mid State 3A selection ... Helped the Wildcats win their first Mid State 3A Conference championship and reach the Class 3AA state championship game in 2016 at Truist Field ... Team went 15-1 and finished runner-up in the state playoffs ... Finished his senior year with 106 tackles and 16.5 sacks ... Recorded four sacks in a win over Western Alamance.

Personal

Son of Lisa and Andy Clapp ... Born Jan. 9, 1999 ... Health and Exercise Science major.

CLAPP'S CAREER STATS

| | G-GS |
|--------------|-------------|
| 2019 | 5-0 |
| 2021 | 13-0 |
| 2022 | 13-0 |
| 2023 | 8-6 |
| Total | 39-6 |

#54 MATT GULBIN

6-4, 313, R-So., Wilton, Conn.

2022 (Redshirt Freshman)

Saw action in all 13 games during the 2022 season, helping lead the team to its seventh consecutive bowl game and back-to-back bowl wins with a victory over Missouri in the Gasparilla Bowl...Tallied a career-high 121 snaps on both the offense line and special teams...Posted a season-high and career-high 26 snaps against Louisville... Recorded 10 or more snaps in the five games during the season...Member of the All-ACC Academic Team.

2021 (Freshman)

Made collegiate debut in the season-opening win against Old Dominion, playing four snaps...Saw action in four total games including at Clemson, at Boston College in the ACC Atlantic Division clincher and in the ACC Championship Game against Pitt

High School

Played for head coach E.J. DiNunzio ... Played offense and defense ... Rated as the No. 4 prospect in the state of Connecticut by 247sports ... Participated in the 2020 season in 7-on-7 action only due to the COVID-19 Pandemic ... Put up a team-high 35 Reps on 185lbs on bench press ... Recorded two touchdowns during the 2019 season on offense ... Racked up 47 total tackles in two seasons on defense including four sacks and a total of 10 Tackles for Loss ... Two-time (2018, 2019) First Team All-FCIAC ... Garnered All-State honors in 2019 (given to top 26 players in Connecticut) ... Named First Team All-State in 2019 by the New Haven Register and Walter Camp ... Named a team captain as a senior ... Made the Honor Roll during all four years at Wilton.

Personal

Son of JoAnn and Jeff Gulbin

GULBIN'S CAREER STATS

| | G-GS |
|--------------|-------------|
| 2021 | 4-0 |
| 2022 | 13-0 |
| 2023 | 10-9 |
| Total | 27-9 |

#55 MICHAEL JURGENS

6-4, 311, R-Sr., Demascus, Md.

Career Accolades

- 2022 All-ACC Honorable Mention
- 2022 William V. Campbell Trophy Semifinalist
- 2022 All-ACC Academic Member
- 2022 Rimington Award Watch List
- 2022 Preseason Athlon Second Team All-ACC
- 2022 Preseason Lindy's Second Team All-ACC
- 2022 Preseason Phil Steele Second Team All-ACC
- 2021 All-ACC Honorable Mention
- 2021 All-ACC Academic Member
- 2021 ACC Offensive Lineman Of The Week (Nov. 11, 2021)
- 2021 Rimington Trophy Watch List
- 2020 Rimington Trophy Watch List

Career Summary

Started 34 career games with all 34 coming at the center position...Over the last three seasons at Wake Forest, played 2,541 snaps, the most out of any returning player for the Deacs.

2022 (Redshirt Junior)

Named a member of the All-ACC Team as an honorable mention...Started 13 games, all coming at center, helping lead the team to its seventh consecutive bowl game and back-to-back bowl wins with a victory over Missouri in the

Gasparilla Bowl...Over the course of the season, played the fifth-most snaps on the team, totaling 911 in 2022... Season-high 97 snaps came in a victory over Syracuse in the Demon Deacons regular season home finale... Totaled 89 snaps in a ranked victory over Florida State in September...Named a captain ahead of the 2022 season for the second-consecutive season...Member of the All-ACC Academic Team...2022 William V. Campbell Trophy Semifinalist...2022 Rimington Award Watch List.

2021 (Redshirt Sophomore)

Named a member of the All-ACC Team as an honorable mention...Started 13 games, all coming at center during the Demon Deacons historic 11-win season en route to the ACC Atlantic Division and Gator Bowl titles...Over the course of the season, played the seventh-most snaps on the team, totaling 969 in 2021...Notched over 90 plays in two games against North Carolina and NC State...Season-high 96 snaps came in a victory over No. 20 NC State, clinching the Deacs perfect home season and extending the home winning streak to nine games at Truist Field... Named a captain ahead of the 2021 season...Just the third sophomore captain in the Dave Clawson era along with Sam Hartman and Ryan Javion...Named the ACC Offensive Lineman of the Week after the NC State win, grading out at 92 percent with three knockdowns and no sacks or pressures allowed.

2020 (Redshirt Sophomore)

Started eight games at center ... Made first career start against Clemson (9/12) ... Earned second varsity letter of career.

2019 (Redshirt Freshman)

Played in all 13 games ... On the field for 115 snaps with season-high of 20 vs. Elon (9/21) and Clemson (11/16) ... Member of the punt coverage team ... Earned first varsity letter.

2018 (True Freshman)

Appeared in two games and retained his redshirt status ... Saw eight snaps against Towson and was also in for a play in a 59-7 win over Duke ... Named to the ACC Academic Honor Roll.

High School

Enrolled at Wake Forest in January, 2018 ... Team captain in high school ... Considered a three-star athlete by Rivals, ESPN and 247Sports ... Rated the No. 47 guard in the class of 2018 by ESPN and the No. 16 recruit in Maryland ... Part of three consecutive state championships under Coach Eric Wallich at Damascus High ... Three-year letterman ... Holds school record for most pancake blocks in a game with 12 ... Holds season (89) and career marks (169) for pancake blocks as well ... Invited to the Maryland Crab Bowl all-star game ... As a senior, named the MCPSS Coach-3A-2A Player of the Year ... First team All-Met by the Washington Post ... Team rushed for 31 touchdowns and averaged 44 points per game en route to winning the 2A state championship ... Helped the Swarmin' Hornets set the county record for most consecutive wins ... Won every regular season game by a minimum of 24 points ... Never lost a varsity game in his career, going 42-0 ... As a junior, named team offensive lineman of the year while earning first team All-Met and all-state ... Led Damascus to a 14-0 record and a 3A state championship ... Earned all-conference lacrosse honors as a defender ... Damascus was 14-0 and 3A state champions as a sophomore.

Personal

Son of Mary and Jay Jurgens ... Born Jan. 1, 2000 ... Played on a youth Super Bowl title team as a youngster ... Graduated with a 4.0 GPA and as an AP Scholar with Distinction ... Serves as a mentor/coach for a Special Olympics bocce ball team and works with youth with intellectual and developmental disabilities.

JURGENS' CAREER STATS

| | G-GS |
|--------------|--------------|
| 2018 | 2-0 |
| 2019 | 13-0 |
| 2020 | 8-8 |
| 2021 | 13-13 |
| 2022 | 13-13 |
| 2023 | 10-10 |
| Total | 59-44 |

#65 HANK LUCAS
6-2, 274, R-Fr., West Des Moines, Iowa

2022 (Freshman)
Did not see action in a game, earning a redshirt.

High School
Team captain for head coach Gary Swenson...Earned 2021 First Team All-State honors in Iowa's largest classification (5A)... Three-year varsity starter... Helped Valley High School to a 9-3 record and the state semifinals as a senior... Also was a four-year varsity tennis player, qualifying for state three times and amassing a 65-12 career record.

Personal
Son of Amy and Tracy Lucas.. Also has two brothers, Nick and Jack

#70 NICK SHARPE
6-2, 330, R-So., Gastonia, N.C.

2022 (Redshirt Freshman)
Played in 11 games during the 2022 season at guard and on special teams, helping lead the team to its seventh consecutive bowl game and back-to-back bowl wins with a victory over Missouri in the Gasparilla Bowl...Posted a career-high 89 snaps over the course of the season... Tallied a season-high 25 snaps against Louisville...Had double-digit snaps in three games.

2021 (Freshman)
Made collegiate debut in a home victory over Duke, tallying 19 snaps in the win...Redshirted

High School
Played for Head Coach Randy Thompson ... Earned all-conference and all-gazette team honors as a junior ... Highest graded offensive lineman on his high school team as a sophomore (92 percent) and junior (94 percent) ... Recorded 22 tackles as a junior in 2019 as he helped the Huskies to a 9-3 season that fall ... Team captain.

Personal
Son of Nina Johnson

SHARPE'S CAREER STATS

| | G-GS |
|---------------|-------------|
| 2021 | 1-0 |
| 2022 | 11-0 |
| 2023 | 2-2 |
| Totals | 14-2 |

#72 ERIK RUSSELL
6-8, 301, R-So., Boston, Mass.

2022 (Redshirt Freshman)
Saw action against Army, playing in four snaps and helping lead the team to its seventh consecutive bowl game and back-to-back bowl wins with a victory over Missouri in the Gasparilla Bowl.

2021 (Freshman)
Made collegiate debut in a home victory over Duke, playing four snaps...Redshirted

High School
Played for Head Coach Jonathan Brillo ... Rated as the No. 14 prospect in the state of Massachusetts by 247sports ... Due to COVID-19, Boston College High did not take the field in 2020 ... Russell helped the Eagles to a 7-5 season in 2019 ... Also lettered in wrestling, indoor track and volleyball where he was also a team captain

Personal
Member of the National Honor Society ... Son of Suzanne and Rick Russell

RUSSELL'S CAREER STATS

| | G-GS |
|--------------|------------|
| 2021 | 1-0 |
| 2022 | 1-0 |
| 2023 | 7-3 |
| Total | 9-3 |

#74 LUKE PETITBON
6-2, 294, So., Annapolis, Md.

2022 (Sophomore)
Did not see action in a game, redshirted.

2021 (Freshman)
Saw action in 11 of the 14 games during the historic 2021 season that included ACC Atlantic Division and Gator Bowl titles...Earned his first career start at Clemson at guard, playing a season-high 49 snaps...Totaled 206 snaps over the course of the season

2020 (True Freshman)
Appeared in six games in first collegiate season ... Appeared in the final three games of the season against UNC (11/14), Louisville (12/12), and in the Duke's Mayo Bowl vs Wisconsin (12/30) ... Saw the field for the first time as a collegiate against No. 1 Clemson (9/12) in the season opener ... Earned his first varsity letter.

High School
Rated a three-star offensive lineman and the No. 5 prospect in D.C. by ESPN ... Rated the No. 4 prospect in D.C. by MaxPreps ... No. 5 center nationally by ESPN ... 2019: Named an Under Armour All-American ... Will play in the Under Armour All-American game on Jan. 4 in Orlando ... First team All-Met by the Washington Post ... Helped Gonzaga College to an 8-3 record as a senior ... Played for Coach Randy Trivers ... Helped the Eagles to a berth in the Washington Catholic Athletic Conference semifinals ... Two-time first team All-WCAC selection ... Second team All-Met and first team All-DC by USA Today ... Named the offensive line MVP of The Opening at The St. James ... 2018: Led Gonzaga to a 9-3 record and the WCAC championship.

Personal
Son of Michelle and Richie Petitbon ... Born June 3, 2001 ... Honors student every semester ... Father played football at Maryland 1983-88 ... Grandfather, Richie Petitbon, starred at Tulane and played 14 years as a safety in the NFL before serving as defensive coordinator for Redskins from 1981-92 under Joe Gibbs ... Brother signed with Alabama and played at Illinois as a grad transfer in 2019.

PETITBON'S CAREER STATS

| | G-GS |
|--------------|--------------|
| 2020 | 5-0 |
| 2021 | 11-1 |
| 2023 | 9-9 |
| Total | 25-10 |

#77 GEORGE SELL
6-4, 300, R-So., Chagrin Falls, OH

2022 (Redshirt Freshman)
Saw action in four games, helping lead the team to its seventh consecutive bowl game and back-to-back bowl wins with a victory over Missouri in the Gasparilla Bowl... Tallied 37 snaps over the course of the season with a season-high 24 snaps coming against Louisville.

2021 (Freshman)
Appeared in three games against Old Dominion as well as the ACC Atlantic Division clincher at Boston College and the ACC Championship Game against Pitt...Played a season-high 15 snaps against Old Dominion in the season opener...Redshirted

2020 (True Freshman)
Appeared in two games ... Made collegiate debut against No.1 Clemson (9/12).

High School
Conference and first team All-Lake County News-Herald ... Division III All-Northeast Ohio Lakes all-region first team honoree ... Honorable mention all-area by Cleveland.com ... Second team all-division All-Ohio by MaxPreps ... Played for Coach Jeff Grubich ... Graded out at 94 percent with 40 pancake blocks ... As a junior, started at tackle for the Bombers' who won the Division III state championship and averaged more than 400 yards and 40 points per game ... Earned first team all-conference and second team all-dis-

trict honors ... Team captain.

Personal
Son of Nicole and Mike Sell ... Father is 6-9 and played basketball at St. Joseph's ... Born Feb. 12, 2002 ... Member of the 3.5 Honors.

SELL'S CAREER STATS

| | G-GS |
|--------------|-------------|
| 2020 | 2-0 |
| 2021 | 4-0 |
| 2023 | 8-1 |
| Total | 14-1 |

DEFENSIVE LINEMEN

#5 KENDRON WAYMAN
6-4, 255, Jr., Denton Md.

2022 (Sophomore)
Saw action in 12 games during the 2022 season, helping lead the team to its seventh consecutive bowl game and back-to-back bowl wins with a victory over Missouri in the Gasparilla Bowl...Finished the season with 17 total tackles including 12 solo tackles while also having 4.5 tackles for loss, 3.0 sacks, four quarterback hurries and two pass breakups...Recorded three tackles and his first career sack in the season opener against VMI, ending the game with 1.5 sacks...Tied his season and career-high with 1.5 sacks against Army to go along with three tackles...Had at least one tackle in 10 of 12 games...Member of the All-ACC Academic Team.

2021 (Freshman)
Appeared in 12 of the 14 games during the historic 2021 season that included ACC Atlantic Division and Gator Bowl titles...Totaled four total tackles during the season including three solo tackles. Set a new game high with two tackles against Old Dominion...Recorded a tackle for loss against Duke...Tallied 129 total plays over the course of the season.

2020 (Freshman)
Made his collegiate debut against Campbell (10/2), seeing seven snaps in the game.

High School
Rated a three-star defensive lineman and the No. 31 prospect in Maryland by 247Sports. 2019: Team captain in both football and basketball ... Named the Bayside Conference Defensive Player of the Year and member of the all-conference first team ... Collected 60 tackles, 21 tackles for loss and 12 sacks ... The Bulldogs went 11-1 and reached the state quarterfinals ... Played for Coach James McCormick ... Also plays center on the basketball team where he is a four-year starter. 2018: Had 60 tackles, two sacks and multiple forced fumbles as a junior ... Named Bayside Conference Defensive Player of the Year as a junior.

Personal
Son of Lennae Wayman ... Born Dec. 10, 2001 ... Named Homecoming King at North Carolina in 2019...Major is Undeclared.

WAYMAN'S CAREER DEFENSIVE STATS

| | G-GS | S-A-Tot | TFL-Yds | Sk-Yds | Int-Yds | PBU | FF-FR |
|--------------|-------------|-----------------|---------------|-------------|------------|----------|------------|
| 2020 | 1-0 | 0-0-0 | 0-0 | 0-0 | 0-0 | 0 | 0-0 |
| 2021 | 12-0 | 4-3-7 | 1.0-3 | 0-0 | 0-0 | 0 | 0-0 |
| 2022 | 12-0 | 12-5-17 | 4.5-19 | 3-17 | 0-0 | 2 | 0-0 |
| 2023 | 10-9 | 13-17-30 | 3.5-12 | 1.0-6 | 0-0 | 5 | 0-0 |
| Total | 34-9 | 29-25-54 | 8.0-34 | 4-23 | 0-0 | 7 | 0-0 |

WAYMAN'S 2021 GAME-BY-GAME STATS

| Date | Opp. | S-A-Tot | TFL-Yds | Sk-Yds | Int-Yds | PBU | FF-FR |
|--------------|-------------|--------------|------------|------------|------------|----------|------------|
| 9/3 | ODU | 1-1-2 | 0-0 | 0-0 | 0-0 | 0 | 0-0 |
| 9/11 | Norfolk St. | 1-0-1 | 0-0 | 0-0 | 0-0 | 0 | 0-0 |
| 9/25 | UVA | 0-0-0 | 0-0 | 0-0 | 0-0 | 0 | 0-0 |
| 10/9 | Syracuse | 0-0-0 | 0-0 | 0-0 | 0-0 | 0 | 0-0 |
| 10/23 | Army | 0-0-0 | 0-0 | 0-0 | 0-0 | 0 | 0-0 |
| 10/30 | Duke | 1-0-1 | 1.0-3 | 0-0 | 0-0 | 0 | 0-0 |
| 11/6 | UNC | 0-1-1 | 0-0 | 0-0 | 0-0 | 0 | 0-0 |
| 11/13 | NCST | 1-0-1 | 0-0 | 0-0 | 0-0 | 0 | 0-0 |
| 11/20 | Clem | 0-0-0 | 0-0 | 0-0 | 0-0 | 0 | 0-0 |
| 11/26 | BC | 0-0-0 | 0-0 | 0-0 | 0-0 | 0 | 0-0 |
| 12/4 | Pitt | 0-0-0 | 0-0 | 0-0 | 0-0 | 0 | 0-0 |
| 12/31 | Rut | 0-1-1 | 0-0 | 0-0 | 0-0 | 0 | 0-0 |
| Total | 12-0 | 4-3-7 | 1-3 | 0-0 | 0-0 | 0 | 0-0 |

WAYMAN'S 2022 GAME-BY-GAME STATS

| Date | Opp. | S-A-Tot | TFL-Yds | Sk-Yds | Int-Yds | PBU | FF-FR |
|--------------|-------------|----------------|---------------|---------------|------------|----------|------------|
| 9/1 | VMI | 2-1-3 | 1.5-9 | 1.5-9 | 0-0 | 0 | 0-0 |
| 9/10 | Vandy | 0-1-0 | 0-0 | 0-0 | 0-0 | 0 | 0-0 |
| 9/17 | LIB | 0-0-0 | 0-0 | 0-0 | 0-0 | 0 | 0-0 |
| 9/24 | CLEM | 1-0-1 | 0-0 | 0-0 | 0-0 | 1 | 0-0 |
| 10/1 | FSU | 1-1-2 | 0.5-0 | 0-0 | 0-0 | 0 | 0-0 |
| 10/8 | Army | 1-2-3 | 1.5-8 | 1.5-8 | 0-0 | 0 | 0-0 |
| 10/22 | BC | -- | -- | -- | -- | -- | -- |
| 10/29 | LU | 1-0-1 | 0-0 | 0-0 | 0-0 | 0 | 0-0 |
| 11/5 | NCST | 2-0-2 | 1.0-2 | 0-0 | 0-0 | 0 | 0-0 |
| 11/19 | CUSE | 1-1-2 | 0.5-5 | 0.5-5 | 0-0 | 0 | 0-0 |
| 11/26 | Duke | 2-0-2 | 0-0 | 0-0 | 0-0 | 1 | 0-0 |
| 12/23 | Mizzou | 1-0-1 | 0-0 | 0-0 | 0-0 | 0 | 0-0 |
| Total | 12-0 | 12-5-17 | 4.5-17 | 3.0-17 | 0-0 | 2 | 0-0 |

WAYMAN'S 2023 GAME-BY-GAME STATS

| Date | Opp. | S-A-Tot | TFL-Yds | Sk-Yds | Int-Yds | PBU | FF-FR |
|--------------|-------------|-----------------|---------------|--------------|------------|----------|------------|
| 8/31 | Elon | 1-1-2 | 1.5-5 | 0-0 | 0-0 | 0 | 0-0 |
| 9/9 | Vandy | 2-5-7 | 0-0 | 0-0 | 0-0 | 1 | 0-0 |
| 9/16 | ODU | 1-1-2 | 1.0-6 | 1.0-6 | 0-0 | 0 | 0-0 |
| 9/23 | GT | 1-2-3 | 0-0 | 0-0 | 0-0 | 1 | 0-0 |
| 10/7 | Clemson | 4-1-5 | 0-0 | 0-0 | 0-0 | 1 | 0-0 |
| 10/14 | VT | 1-2-3 | 0-0 | 0-0 | 0-0 | 0 | 0-0 |
| 10/22 | Pitt | 2-2-4 | 1.0-1 | 0-0 | 0-0 | 2 | 0-0 |
| 10/28 | FSU | 0-0-0 | 0-0 | 0-0 | 0-0 | 0 | 0-0 |
| 11/2 | Duke | 0-1-1 | 0-0 | 0-0 | 0-0 | 0 | 0-0 |
| 11/11 | NCST | 1-2-3 | 0-0 | 0-0 | 0-0 | 0 | 0-0 |
| Total | 10-9 | 13-17-30 | 3.5-12 | 1.0-6 | 0-0 | 5 | 0-0 |

#11 NICK HELBIG

6-2, 284, R-Sr., Groton, Ct.

Prior to Wake Forest

Career

2022 Joe Zabilski Award winning, New England's top defensive player in Divisions II and III...2021 NESACAC Defensive Player of the Year...Earned a spot on the Division II/III All-New England Team during his final two seasons... Selected First Team All-NESACAC three times...Wrapped up a three-year playing career (his sophomore year was the canceled 2020 season due to COVID) with 127 tackles, 35.5 tackles for loss and 21.0 sacks to go along with seven forced fumbles in 26 games played.

2022

Racked up 39 tackles (20 solo), 11.5 tackles for loss, eight sacks and five forced fumbles which led the nation at the end of the regular season.

2021

Totaled 50 tackles (33 solo), 11.0 tackles for loss, 5.5 sacks, a forced fumble and fumble recovery.

2020

Sophomore year was the canceled 2020 season due to COVID.

2019

Tallied 38 tackles (19 solo), 13.0 tackles for loss, 7.5 sacks and a forced fumble.

High School

Before starting football as a junior, he also played baseball, soccer, basketball, and track. He also was an accomplished musician on the saxophone and clarinet, making the all-region jazz band twice and being section leader in a nationally ranked marching band.

HELBIG'S CAREER DEFENSIVE STATS

| | G-GS | S-A-Tot | TFL-Yds | Sk-Yds | Int-Yds | PBU | FF-FR |
|--------------|------------|--------------|------------|------------|------------|----------|------------|
| 2023 | 1-0 | 0-0-0 | 0-0 | 0-0 | 0-0 | 0 | 0-0 |
| Total | 1-0 | 0-0-0 | 0-0 | 0-0 | 0-0 | 0 | 0-0 |

HELBIG'S 2023 GAME-BY-GAME STATS

| Date | Opp. | S-A-Tot | TFL-Yds | Sk-Yds | Int-Yds | PBU | FF-FR |
|--------------|------------|--------------|------------|------------|------------|----------|------------|
| 8/31 | Elon | 0-0-0 | 0-0 | 0-0 | 0-0 | 0 | 0-0 |
| Total | 1-0 | 0-0-0 | 0-0 | 0-0 | 0-0 | 0 | 0-0 |

#15 JAYLEN HUDSON

6-3, 259, R-Jr., Fayetteville, N.C.

2022 (Redshirt Sophomore)

Played in all 12 games, making one start during the 2022 season and helping lead the team to its seventh consecutive bowl game and back-to-back bowl wins with a victory over Missouri in the Gasparilla Bowl...Finished the season with a career-high 20 tackles including 10 solo tackles while also having a tackle for loss and forced fumble...Made first career start in the season-opening win over VMI, ending the game with a pair of tackles...Recorded a key forced fumble in the win over nationally-ranked Florida State while also tying his season high with three tackles...Had at least one tackle in 10 of 13 games and multiple tackles in seven games...Member of the All-ACC Academic Team.

2021 (Redshirt Freshman)

Played in all 14 games in the historic 2021 season that included ACC Atlantic and Gator Bowl titles...Finished the season with 10 total tackles including six total tackles and 1.0 tackles for loss...Recorded two tackles versus Duke... Recorded a tackle for loss versus Norfolk State...Ended the year 339 plays on the field with including a season-high 39 snaps against Old Dominion

2020 (Redshirt Freshman)

Registered a trio of defensive stops in eight appearances ... Tallied a solo tackle in the Duke's Mayo Bowl against Wisconsin (12/30) ... Recorded first career tackle vs Virginia (10/17) ... Earned first varsity letter.

2019 (True Freshman)

Played in two games and retained his redshirt season ... Saw four plays against Syracuse and one against Duke (11/23) ... Special teams scout team player of the week vs NC State (11/2).

High School

A team captain and consensus three-star athlete ... One of the top 115 linebackers nationally by ESPN and 247 ... Named first team All-Patriot 3A-4A Conference at linebacker ... Recorded 111 tackles and 22 tackles for loss as a senior to go with five sacks ... Played for Coach Jake Thomas ... Helped the Colts become the best defense in the Patriot Conference and reach the playoffs ... Also saw action on offense where he caught a touchdown pass against Westover ... Collected 61 tackles, five tackles for loss and tied for third among Cumberland County players with four interceptions while playing safety as a junior ... Helped the Colts to a 10-4 record and spot in the third round of the state 3-AA playoffs ... Member of the state runner-up as a sophomore in 2016.

Personal

Son of Keith and Latosha Hudson ... Born in Texas ... Son of a military veteran ... Participated in hurricane relief efforts at Cape Fear HS in the fall of 2018 in the wake of Hurricanes Florence and Michael...Majoring in Communications.

HUDSON'S CAREER DEFENSIVE STATS

| | G-GS | S-A-Tot | TFL-Yds | Sk-Yds | Int-Yds | PBU | FF-FR |
|--------------|-------------|-----------------|------------|------------|------------|----------|------------|
| 2019 | 1-0 | 0-0-0 | 0-0 | 0-0 | 0-0 | 0 | 0-0 |
| 2020 | 8-0 | 2-1-3 | 0-0 | 0-0 | 0-0 | 0 | 0-0 |
| 2021 | 14-0 | 6-4-10 | 1-1 | 0-0 | 0-0 | 0 | 0-0 |
| 2022 | 12-0 | 10-10-20 | 1-6 | 0-0 | 0-0 | 0 | 1-0 |
| 2023 | 8-0 | 2-0-2 | 0-0 | 0-0 | 0-0 | 0 | 0-0 |
| Total | 43-0 | 20-15-36 | 2-7 | 0-0 | 0-0 | 0 | 1-0 |

HUDSON'S 2019 GAME-BY-GAME STATS

| Date | Opp. | S-A-Tot | TFL-Yds | Sk-Yds | Int-Yds | PBU | FF-FR |
|--------------|------------|--------------|------------|------------|------------|----------|------------|
| 11/30 | Syracuse | 0-0-0 | 0-0 | 0-0 | 0-0 | 0 | 0-0 |
| Total | 1-0 | 0-0-0 | 0-0 | 0-0 | 0-0 | 0 | 0-0 |

HUDSON'S 2020 GAME-BY-GAME STATS

| Date | Opp. | S-A-Tot | TFL-Yds | Sk-Yds | Int-Yds | PBU | FF-FR |
|--------------|------------|--------------|------------|------------|------------|----------|------------|
| 9/19 | NCST | 0-0-0 | 0-0 | 0-0 | 0-0 | 0 | 0-0 |
| 10/2 | Campbell | 0-0-0 | 0-0 | 0-0 | 0-0 | 0 | 0-0 |
| 10/17 | UVA | 0-1-1 | 0-0 | 0-0 | 0-0 | 0 | 0-0 |
| 10/24 | VT | 0-0-0 | 0-0 | 0-0 | 0-0 | 0 | 0-0 |
| 10/31 | Syracuse | 1-0-1 | 0-0 | 0-0 | 0-0 | 0 | 0-0 |
| 11/14 | UNC | 0-0-0 | 0-0 | 0-0 | 0-0 | 0 | 0-0 |
| 12/12 | Lou | 0-0-0 | 0-0 | 0-0 | 0-0 | 0 | 0-0 |
| 12/30 | Wisconsin | 1-0-1 | 0-0 | 0-0 | 0-0 | 0 | 0-0 |
| Total | 8-0 | 2-1-3 | 0-0 | 0-0 | 0-0 | 0 | 0-0 |

HUDSON'S 2021 GAME-BY-GAME STATS

| Date | Opp. | S-A-Tot | TFL-Yds | Sk-Yds | Int-Yds | PBU | FF-FR |
|--------------|-------------|---------------|--------------|------------|------------|----------|------------|
| 9/3 | ODU | 0-0-0 | 0-0 | 0-0 | 0-0 | 0 | 0-0 |
| 9/11 | NorSt | 1-0-1 | 1.0-1 | 0-0 | 0-0 | 0 | 0-0 |
| 9/18 | FSU | 0-1-1 | 0-0 | 0-0 | 0-0 | 0 | 0-0 |
| 9/24 | UVA | 0-0-0 | 0-0 | 0-0 | 0-0 | 0 | 0-0 |
| 10/2 | Lou | 0-1-1 | 0-0 | 0-0 | 0-0 | 0 | 0-0 |
| 10/9 | Syracuse | 1-0-1 | 0-0 | 0-0 | 0-0 | 0 | 0-0 |
| 10/23 | Army | 1-0-1 | 0-0 | 0-0 | 0-0 | 0 | 0-0 |
| 10/30 | Duke | 1-1-2 | 0-0 | 0-0 | 0-0 | 0 | 0-0 |
| 11/6 | UNC | 0-0-0 | 0-0 | 0-0 | 0-0 | 0 | 0-0 |
| 11/13 | NCST | 0-0-0 | 0-0 | 0-0 | 0-0 | 0 | 0-0 |
| 11/20 | Clem | 1-1-2 | 0-0 | 0-0 | 0-0 | 0 | 0-0 |
| 11/27 | BC | 1-0-1 | 0-0 | 0-0 | 0-0 | 0 | 0-0 |
| 12/4 | Pitt | 0-0-0 | 0-0 | 0-0 | 0-0 | 0 | 0-0 |
| 12/31 | Rut | 0-0-0 | 0-0 | 0-0 | 0-0 | 0 | 0-0 |
| Total | 14-0 | 6-4-10 | 1.0-1 | 0-0 | 0-0 | 0 | 0-0 |

HUDSON'S 2022 GAME-BY-GAME STATS

| Date | Opp. | S-A-Tot | TFL-Yds | Sk-Yds | Int-Yds | PBU | FF-FR |
|--------------|-------------|-----------------|--------------|------------|------------|----------|------------|
| 9/1 | VMI | 1-1-2 | 0-0 | 0-0 | 0-0 | 0 | 0-0 |
| 9/10 | Vanderbilt | 1-1-2 | 1.0-6 | 0-0 | 0-0 | 0 | 0-0 |
| 9/17 | Liberty | 0-0-0 | 0-0 | 0-0 | 0-0 | 0 | 0-0 |
| 9/24 | Clem | 1-0-1 | 0-0 | 0-0 | 0-0 | 0 | 0-0 |
| 10/1 | FSU | 3-0-3 | 0-0 | 0-0 | 0-0 | 0 | 1-0 |
| 10/8 | Army | 1-2-3 | 0-0 | 0-0 | 0-0 | 0 | 0-0 |
| 10/22 | BC | 1-2-3 | 0-0 | 0-0 | 0-0 | 0 | 0-0 |
| 10/29 | Lou | 1-2-3 | 0-0 | 0-0 | 0-0 | 0 | 0-0 |
| 11/5 | NCST | 0-0-0 | 0-0 | 0-0 | 0-0 | 0 | 0-0 |
| 11/19 | Syracuse | 0-1-1 | 0-0 | 0-0 | 0-0 | 0 | 0-0 |
| 11/26 | Duke | 1-1-2 | 0-0 | 0-0 | 0-0 | 0 | 0-0 |
| 12/23 | Mizzou | 0-0-0 | 0-0 | 0-0 | 0-0 | 0 | 0-0 |
| Total | 12-0 | 10-10-20 | 1.0-6 | 0-0 | 0-0 | 0 | 0-0 |

HUDSON'S 2023 GAME-BY-GAME STATS

| Date | Opp. | S-A-Tot | TFL-Yds | Sk-Yds | Int-Yds | PBU | FF-FR |
|--------------|------------|--------------|------------|------------|------------|----------|------------|
| 9/16 | ODU | 0-0-0 | 0-0 | 0-0 | 0-0 | 0 | 0-0 |
| 9/23 | GT | 0-0-0 | 0-0 | 0-0 | 0-0 | 0 | 0-0 |
| 10/7 | Clemson | 0-0-0 | 0-0 | 0-0 | 0-0 | 0 | 0-0 |
| 10/14 | VT | 0-0-0 | 0-0 | 0-0 | 0-0 | 0 | 0-0 |
| 10/22 | Pitt | 0-0-0 | 0-0 | 0-0 | 0-0 | 0 | 0-0 |
| 10/28 | FSU | 0-0-0 | 0-0 | 0-0 | 0-0 | 0 | 0-0 |
| 11/2 | Duke | 1-0-1 | 0-0 | 0-0 | 0-0 | 0 | 0-0 |
| 11/11 | NCST | 1-0-1 | 0-0 | 0-0 | 0-0 | 0 | 0-0 |
| Total | 8-0 | 2-0-2 | 0-0 | 0-0 | 0-0 | 0 | 0-0 |

#30 JASHEEN DAVIS

6-3, 259, Jr., Snellville, Ga.

2023 (Junior)

Goes into the season tied for 11th in program history in career sacks with 12.5 in his first three seasons... 14.0 tackles for loss in 2022 ranked just outside of the top 10 in program history for a single season and is fifth in the Clawson era... Led the Demon Deacons in tackles for loss (14.0) and sacks (7.0) during the 2022 season.

2022 (Sophomore)

Recorded a season-high 2.5 tackles for loss and 2.0 sacks with four total tackles against North Carolina... Tallied four total tackles and 2.5 tackles for loss, including 0.5 a sack, in the win against Syracuse.

2021 (Freshman)

Earned Second Team Freshman All-America by The Athletic...Played in 13 games during the historic season that included ACC Atlantic and Gator Bowl titles...Finished the season with 34 total tackles, 5.5 sacks, 8.5 tackles for loss and one forced fumble...Set single-game highs with nine tackles, 1.5 sacks, and 2.5 tackles for losses in his first ever start versus Old Dominion...Named ACC Co-Rookie of the week after week one of the season...Ended the season with 505 total plays including a season-high 72 at Army

2020 (Freshman)

Played in two games as a true freshman ... Racked up three tackles against Campbell (10/2).

High School

Rated a 4-star defensive end by 247Sports and the No. 13 WDE in the nation ... No. 28 prospect in Georgia by 247Sports ... 2019: Team captain ... Defensive Player of the Year in Georgia Region 8-7A ... Named first team all-county, first team all-region as a senior and was twice named Gwinnett County Player of the Week ... Played for Coach Santino Iruelli ... Finished the year with 86 tackles, 11 sacks and a pair of touchdowns ... One of

WAKE FOREST FOOTBALL

the touchdowns was a fumble recovery in the end zone against Wheeler ... Recorded 12 tackles, three sacks and a fumble recovery for a touchdown in a win over Lithonia ... Named defensive player of the game against Grayson on Oct. 10 with nine tackles and a forced fumble ... Collected 159 career tackles ... 2018: Had 63 tackles and six sacks with one touchdown ... played in the Rising Seniors Bowl ... Second team All-Gwinnett County ... 2017: Had 43 tackles as a sophomore.

Personal

Nephew of Rolene and Larry Armour ... Born Dec. 18, 2001 ... Member of the A/B Honor Roll ... Goes by J.D.

DAVIS' CAREER DEFENSIVE STATS

| | G-GS | S-A-Tot | TFL-Yds | Sk-Yds | Int-Yds | PBU | FF-FR |
|--------------|--------------|------------------|-----------------|-----------------|------------|-----------|------------|
| 2020 | 1-0 | 2-1-3 | 0-0 | 0-0 | 0-0 | 0 | 0-0 |
| 2021 | 13-5 | 20-14-34 | 8.5-36 | 5.5-28 | 0-0 | 0 | 1-0 |
| 2022 | 13-4 | 18-15-33 | 14.0-84 | 7.0-53 | 0-0 | 0 | 1-1 |
| 2023 | 10-10 | 20-22-42 | 14.0-62 | 7.5-49 | 0-0 | 11 | 1-2 |
| Total | 37-19 | 60-52-112 | 36.5-182 | 20.0-130 | 0-0 | 11 | 3-2 |

DAVIS' 2020 GAME-BY-GAME STATS

| Date | Opp. | S-A-Tot | TFL-Yds | Sk-Yds | Int-Yds | PBU | FF-FR |
|--------------|------------|--------------|------------|------------|------------|----------|------------|
| 10/2 | Campbell | 2-1-3 | 0-0 | 0-0 | 0-0 | 0 | 0-0 |
| 12/12 | Lou | 0-0-0 | 0-0 | 0-0 | 0-0 | 0 | 0-0 |
| Total | 2-0 | 2-1-3 | 0-0 | 0-0 | 0-0 | 0 | 0-0 |

DAVIS' 2021 GAME-BY-GAME STATS

| Date | Opp. | S-A-Tot | TFL-Yds | Sk-Yds | Int-Yds | PBU | FF-FR |
|--------------|-------------|-----------------|-------------|---------------|------------|----------|------------|
| 9/3 | ODU | 6-3-9 | 2.5-9 | 1.5-4 | 0-0 | 0 | 0-0 |
| 9/11 | Norfolk St. | 0-0-0 | 0-0 | 0-0 | 0-0 | 0 | 0-0 |
| 9/18 | FSU | 0-0-0 | 0-0 | 0-0 | 0-0 | 0 | 0-0 |
| 9/25 | UVA | 2-0-2 | 1.0-2 | 0-0 | 0-0 | 0 | 0-0 |
| 10/2 | UL | 2-3-5 | 0.5-3 | 0.5-3 | 0-0 | 0 | 0-0 |
| 10/9 | Syracuse | 0-0-0 | 0-0 | 0-0 | 0-0 | 0 | 0-0 |
| 10/23 | Army | 2-0-2 | 0-0 | 0-0 | 0-0 | 0 | 0-0 |
| 10/30 | Duke | 0-0-0 | 0-0 | 0-0 | 0-0 | 0 | 0-0 |
| 11/6 | UNC | 1-1-2 | 0.5-1 | 0.5-1 | 0-0 | 0 | 0-0 |
| 11/13 | NCST | 2-1-3 | 1.5-11 | 1.5-11 | 0-0 | 0 | 0-0 |
| 11/20 | Clem | 1-1-2 | 1.0-1 | 0-0 | 0-0 | 0 | 0-0 |
| 11/26 | BC | 2-1-3 | 0-0 | 0-0 | 0-0 | 0 | 0-0 |
| 12/4 | Pitt | 1-3-4 | 0.5-7 | 0.5-7 | 0-0 | 0 | 0-0 |
| 12/31 | Rut | 1-1-2 | 1-2 | 1-2 | 0-0 | 0 | 0-0 |
| Total | 14-5 | 20-14-34 | 8-36 | 5.0-28 | 0-0 | 0 | 0-0 |

DAVIS' 2022 GAME-BY-GAME STATS

| Date | Opp. | S-A-Tot | TFL-Yds | Sk-Yds | Int-Yds | PBU | FF-FR |
|--------------|-------------|-----------------|----------------|---------------|------------|----------|------------|
| 9/1 | VMI | 0-0-0 | 0-0 | 0-0 | 0-0 | 0 | 0-0 |
| 9/10 | Vandy | 0-1-1 | 0-0 | 0-0 | 0-0 | 0 | 0-0 |
| 9/17 | LIB | 1-1-2 | 1-6 | 1-6 | 0-0 | 0 | 0-0 |
| 9/24 | CLEM | 1-5-6 | 0-0 | 0-0 | 0-0 | 0 | 0-0 |
| 10/1 | FSU | 1-3-4 | 1.5-8 | 1-7 | 0-0 | 0 | 0-0 |
| 10/8 | Army | 1-1-2 | 1.0-5 | 0-0 | 0-0 | 0 | 0-0 |
| 10/22 | BC | 2-1-3 | 1.5-4 | 0-0 | 0-0 | 0 | 0-1 |
| 10/29 | LU | 1-0-1 | 1.0-2 | 0-0 | 0-0 | 0 | 0-0 |
| 11/5 | NCST | 2-1-3 | 2.0-11 | 1.0-7 | 0-0 | 0 | 0-0 |
| 11/12 | UNC | 2-2-4 | 2.5-17 | 2.0-15 | 0-0 | 0 | 0-0 |
| 11/19 | CUSE | 3-1-4 | 2.5-21 | 0.5-6 | 0-0 | 0 | 0-0 |
| 11/26 | Duke | 2-1-3 | 1.0-7 | 1.0-7 | 0-0 | 0 | 0-0 |
| 12/23 | Mizzou | 0-0-0 | 0-0 | 0-0 | 0-0 | 0 | 0-0 |
| Total | 13-4 | 18-15-33 | 14.0-84 | 7.5-53 | 0-0 | 0 | 1-1 |

DAVIS' 2023 GAME-BY-GAME STATS

| Date | Opp. | S-A-Tot | TFL-Yds | Sk-Yds | Int-Yds | PBU | FF-FR |
|--------------|--------------|-----------------|----------------|---------------|------------|-----------|------------|
| 8/31 | Elon | 1-5-6 | 1.0-4 | 0.5-3 | 0-0 | 0 | 0-0 |
| 9/9 | Vandy | 3-4-7 | 1.5-6 | 1.0-5 | 0-0 | 0 | 0-0 |
| 9/16 | ODU | 3-2-5 | 3.0-16 | 3.0-16 | 0-0 | 0 | 0-1 |
| 9/23 | GT | 1-2-3 | 0.5-1 | 0-0 | 0-0 | 0 | 0-0 |
| 10/7 | Clemson | 3-1-4 | 1.0-1 | 0-0 | 0-0 | 1 | 0-0 |
| 10/14 | VT | 0-2-2 | 0.5-1 | 0-0 | 0-0 | 2 | 0-0 |
| 10/22 | Pitt | 1-0-1 | 1.0-1 | 0-0 | 0-0 | 2 | 0-0 |
| 10/28 | FSU | 4-2-6 | 2.5-17 | 1.0-12 | 0 | 4 | 0-0 |
| 11/2 | Duke | 2-2-4 | 1.0-10 | 1.0-10 | 0-0 | 1 | 1-1 |
| 11/11 | NCST | 2-2-4 | 2.0-5 | 1.0-3 | 0-0 | 1 | 0-0 |
| Total | 10-10 | 20-22-42 | 14.0-62 | 7.5-49 | 0-0 | 11 | 1-2 |

#43 BJ WILLIAMS

6-4, 256, R-So., Johnston, S.C.

2022 (Redshirt Freshman)

Saw action in five games during the 2022 season, helping lead the team to its seventh consecutive bowl game and back-to-back bowl wins with a victory over Missouri in the Gasparilla Bowl...Finished the season with three tackles

recording them against VMI, Army and North Carolina.

2021 (Freshman)

Did not see action during the 2021 season...Redshirted

High School

Played for Head Coach Antwaun Hillary ... Rated as the No. 19 prospect in the state of South Carolina by 247sports ... Limited to three games in 2020 due to COVID-19 ... Earned Region Defensive Player of the Year honors as a junior ... Caught 12 passes for 171 yards and three touchdowns in the 2019 season ... Was a team captain and two-time Defensive Player of the Game at Strom Thurmond ... Football and Basketball team captain ... Earned All-Region honors in basketball ... Placed on academic honor roll all four years at Strom Thurmond ... Selected to the Georgia/South Carolina All-Star Game.

Personal

Son of Renee and Brandon Williams

WILLIAMS' CAREER DEFENSIVE STATS

| | G-GS | S-A-Tot | TFL-Yds | Sk-Yds | Int-Yds | PBU | FF-FR |
|--------------|-------------|----------------|------------|------------|------------|----------|------------|
| 2022 | 5-0 | 0-3-3 | 0-0 | 0-0 | 0-0 | 0 | 0-0 |
| 2023 | 10-0 | 3-8-11 | 0-0 | 0-0 | 0-0 | 0 | 0-0 |
| Total | 15-0 | 3-11-14 | 0-0 | 0-0 | 0-0 | 0 | 0-0 |

WILLIAMS' 2022 GAME-BY-GAME STATS

| Date | Opp. | S-A-Tot | TFL-Yds | Sk-Yds | Int-Yds | PBU | FF-FR |
|--------------|------------|--------------|------------|------------|------------|----------|------------|
| 9/1 | VMI | 0-1-1 | 0-0 | 0-0 | 0-0 | 0 | 0-0 |
| 10/8 | Army | 0-1-1 | 0-0 | 0-0 | 0-0 | 0 | 0-0 |
| 10/29 | Lou | 0-0 | 0-0 | 0-0 | 0-0 | 0 | 0-0 |
| 11/12 | UNC | 0-1-1 | 0-0 | 0-0 | 0-0 | 0 | 0-0 |
| 12/23 | Mizzou | 0-0-0 | 0-0 | 0-0 | 0-0 | 0 | 0-0 |
| Total | 5-0 | 0-3-3 | 0-0 | 0-0 | 0-0 | 0 | 0-0 |

WILLIAMS' 2023 GAME-BY-GAME STATS

| Date | Opp. | S-A-Tot | TFL-Yds | Sk-Yds | Int-Yds | PBU | FF-FR |
|--------------|-------------|---------------|------------|------------|------------|----------|------------|
| 8/31 | Elon | 0-3-3 | 0-0 | 0-0 | 0-0 | 0 | 0-0 |
| 9/9 | Vandy | 0-0-0 | 0-0 | 0-0 | 0-0 | 2 | 0-0 |
| 9/16 | ODU | 0-0-0 | 0-0 | 0-0 | 0-0 | 0 | 0-0 |
| 9/23 | GT | 0-1-1 | 0-0 | 0-0 | 0-0 | 0 | 0-0 |
| 10/7 | Clemson | 1-2-3 | 0-0 | 0-0 | 0-0 | 0 | 0-0 |
| 10/14 | VT | 0-1-1 | 0-0 | 0-0 | 0-0 | 0 | 0-0 |
| 10/22 | Pitt | 0-0-0 | 0-0 | 0-0 | 0-0 | 0 | 0-0 |
| 10/28 | FSU | 1-0-1 | 0-0 | 0-0 | 0-0 | 0 | 0-0 |
| 11/2 | Duke | 1-1-2 | 0-0 | 0-0 | 0-0 | 0 | 0-0 |
| 11/11 | NCST | 0-0-0 | 0-0 | 0-0 | 0-0 | 0 | 0-0 |
| Total | 10-0 | 3-8-11 | 0-0 | 0-0 | 0-0 | 2 | 0-0 |

#44 JUSTIN WILLIAMS

6-2, 282, R-Jr., Seffner, Fla.

2022 (Redshirt Sophomore)

Saw action in four games during the 2022 season, helping lead the team to its seventh consecutive bowl game and back-to-back bowl wins with a victory over Missouri in the Gasparilla Bowl...Recorded both of his tackles on the season in the opening night victory over VMI while also having a tackle for loss in the win.

2021 (Redshirt Freshman)

Saw action in four games all coming in the first five games against Old Dominion, Norfolk State, Virginia and Louisville...Notched two tackles against Norfolk State

2020 (Redshirt Freshman)

Appeared in three games, recording a pair of tackles ... Earned his first varsity letter.

2019 (True Freshman)

Played in one game, seeing eight snaps in the New Era Pinstripe Bowl against Michigan State ... Maintained his redshirt status.

High School

A three-star defensive end by 247 and ESPN ... Had 33 tackles, seven sacks, four forced fumbles and eight quarterback hurries in 14 games as a senior ... Reached the state title game in 2018 ... Had a pair of sacks in a win over Durant ... Caught a four-yard touchdown pass in a state semifinal win over Crestview ... Led a defense that held its first four playoff opponents to a total of 35 points ... Played for Coach Evan Davis ... Helped the Hawks to the state title game in 2017 as well.

Personal

Son of Dawanna Hayes and Moses Cody ... Born January 15, 2001.

WILLIAMS' CAREER DEFENSIVE STATS

| | G-GS | S-A-Tot | TFL-Yds | Sk-Yds | Int-Yds | PBU | FF-FR |
|--------------|-------------|----------------|--------------|------------|------------|----------|------------|
| 2019 | 1-0 | 0-0-0 | 0-0 | 0-0 | 0-0 | 0 | 0-0 |
| 2020 | 6-0 | 0-2-2 | 0-0 | 0-0 | 0-0 | 0 | 0-0 |
| 2021 | 4-0 | 0-2-2 | 0-0 | 0-0 | 0-0 | 0 | 0-0 |
| 2022 | 4-0 | 1-1-2 | 0.5-2 | 0-0 | 0-0 | 0 | 0-0 |
| 2023 | 9-9 | 3-10-13 | 2.0-5 | 0-0 | 0-0 | 1 | 0-0 |
| Total | 24-9 | 4-16-20 | 2.5-7 | 0-0 | 0-0 | 1 | 0-0 |

WILLIAMS' 2019 DEFENSIVE STATS

| Date | Opp. | S-A-Tot | TFL-Yds | Sk-Yds | Int-Yds | PBU | FF-FR |
|--------------|------------|--------------|------------|------------|------------|----------|------------|
| 12/27 | MSU | 0-0-0 | 0-0 | 0-0 | 0-0 | 0 | 0-0 |
| Total | 1-0 | 0-0-0 | 0-0 | 0-0 | 0-0 | 0 | 0-0 |

WILLIAMS' 2021 DEFENSIVE STATS

| Date | Opp. | S-A-Tot | TFL-Yds | Sk-Yds | Int-Yds | PBU | FF-FR |
|--------------|-------------|--------------|------------|------------|------------|----------|------------|
| 9/3 | ODU | 0-0-0 | 0-0 | 0-0 | 0-0 | 0 | 0-0 |
| 9/11 | Norfolk St. | 0-2-2 | 0-0 | 0-0 | 0-0 | 0 | 0-0 |
| 9/25 | UVA | 0-0-0 | 0-0 | 0-0 | 0-0 | 0 | 0-0 |
| 10/2 | UL | 0-0-0 | 0-0 | 0-0 | 0-0 | 0 | 0-0 |
| Total | 4-0 | 0-2-2 | 0-0 | 0-0 | 0-0 | 0 | 0-0 |

WILLIAMS' 2022 DEFENSIVE STATS

| Date | Opp. | S-A-Tot | TFL-Yds | Sk-Yds | Int-Yds | PBU | FF-FR |
|--------------|------------|--------------|--------------|------------|------------|----------|------------|
| 9/1 | VMI | 1-1-2 | 0.5-2 | 0-0 | 0-0 | 0 | 0-0 |
| 10/8 | Army | -- | -- | -- | -- | -- | -- |
| 10/22 | BC | -- | -- | -- | -- | -- | -- |
| Total | 3-0 | 1-1-2 | 0.5-2 | 0-0 | 0-0 | 0 | 0-0 |

WILLIAMS' 2023 GAME-BY-GAME STATS

| Date | Opp. | S-A-Tot | TFL-Yds | Sk-Yds | Int-Yds | PBU | FF-FR |
|--------------|------------|----------------|--------------|------------|------------|----------|------------|
| 8/31 | Elon | 0-2-2 | 0-0 | 0-0 | 0-0 | 0 | 0-0 |
| 9/9 | Vandy | 0-1-1 | 0.5-2 | 0-0 | 0-0 | 0 | 0-0 |
| 9/16 | ODU | 0-1-1 | 0-0 | 0-0 | 0-0 | 0 | 0-0 |
| 9/23 | GT | 1-1-2 | 0-0 | 0-0 | 0-0 | 1 | 0-0 |
| 10/7 | Clemson | 1-2-3 | 0-0 | 0-0 | 0-0 | 0 | 0-0 |
| 10/14 | VT | 1-1-2 | 1.0-3 | 0-0 | 0-0 | 0 | 0-0 |
| 10/22 | Pitt | 0-1-1 | 0-0 | 0-0 | 0-0 | 0 | 0-0 |
| 10/28 | FSU | 0-0-0 | 0-0 | 0-0 | 0-0 | 0 | 0-0 |
| 11/11 | NCST | 0-1-1 | 0.5-0 | 0-0 | 0-0 | 0 | 0-0 |
| Total | 9-9 | 3-10-13 | 2.0-5 | 0-0 | 0-0 | 1 | 0-0 |

#46 KERRINGTON LEE

6-4, 241, Fr., Palm Beach Gardens, Fla.

WAKE FOREST FOOTBALL

hurries, three forced fumbles and a fumble recovery...Managed to finished with at least one tackle in 22 of 24 games playing including at least one in the last 13 games at Villanova.

2022: Played in 11 games and totaled 36 tackles including 4.5 tackles for loss and a sack ... Forced one fumble, tallied a fumble recovery and had five quarterback hurries... Registered at least one tackle in all 11 games and finished with multiple tackles in nine games...Posted a tackle for loss in five games including a season-best 1.5 tackles for loss in a win over Long Island ... Registered his lone sack of the season against Richmond.

2021: Played in all 13 games and tallied 22 tackles, including 5.5 tackles for loss and three sacks ... Forced two fumbles...Lehigh (9/4); Registered two total tackles in his collegiate debut...Bucknell (9/11); Credited with two tackles, 1.5 tackles for loss and a sack in the Wildcats home opener... Richmond (9/18); Made one solo tackle...Penn State (9/25); Recorded two tackles, including a tackle for loss and a sack...James Madison (10/9); Had one solo tackle and one assisted stop...Rhode Island (10/23); Posted two solo tackles and a forced fumble...William & Mary (10/30); Had one assisted stop...Elon (11/6); Tallied one solo tackle, a sack for a loss, in a 35-0 road victory...Stony Brook (11/13); Registered two tackles, one tackle for loss and a forced fumble...Holy Cross (12/3); Credited with three assisted tackles in the first round of the FCS playoffs...South Dakota State (12/11); Made four assisted tackles in an FCS quarterfinal game.

High School: Earned four varsity letters in both football and track & field ... Six-time all-state honoree, including three times on the first team as a defensive lineman and three times on the second team as an offensive lineman ... Three-time first team All-District performer on both offense and defense ... Named the district Defensive Player of the Year as a junior ... Earned first team All-VYPE Private School acclaim as a defensive lineman ... Recognized by the Houston Touchdown Club and was a finalist for the organization's Ironman of the Year.

Personal

Born 8/25/03 ... Youngest of three children of Kenneth and Jessica Ganious ... Father played football at Tuskegee.

GANIOUS' CAREER DEFENSIVE STATS

| | G-GS | S-A-Tot | TFL-Yds | Sk-Yds | Int-Yds | PBU | FF-FR |
|--------------|-------------|-----------------|----------------|-------------|------------|----------|------------|
| 2021 | 13-0 | 9-13-22 | 5.5-24 | 3-20 | 0-0 | 0 | 2-0 |
| 2022 | 11-0 | 17-19-36 | 4.5-8 | 1-3 | 0-0 | 0 | 1-1 |
| 2023 | 9-1 | 7-14-22 | 1.5-8 | 1.0-7 | 0-0 | 4 | 0-0 |
| Total | 33-1 | 32-46-79 | 11.5-40 | 5-30 | 0-0 | 5 | 3-1 |

GANIOUS' 2021 GAME-BY-GAME STATS

| Date | Opp. | S-A-Tot | TFL-Yds | Sk-Yds | Int-Yds | PBU | FF-FR |
|--------------|-------------|----------------|---------------|---------------|------------|----------|------------|
| 9/4 | Lehigh | 1-1-2 | 0-0 | 0-0 | 0-0 | 0 | 0-0 |
| 9/11 | Bucknell | 1-1-2 | 1.5-9 | 1.0-8 | 0-0 | 0 | 0-0 |
| 9/18 | Richmond | 1-0-1 | 0-0 | 0-0 | 0-0 | 0 | 0-0 |
| 9/25 | Penn St. | 1-1-2 | 1.0-3 | 1.0-3 | 0-0 | 0 | 0-0 |
| 10/9 | JMU | 1-1-2 | 0-0 | 0-0 | 0-0 | 0 | 0-0 |
| 10/16 | UAlbany | 0-0 | 0-0 | 0-0 | 0-0 | 0 | 0-0 |
| 10/23 | RI | 2-0-2 | 1.0-2 | 0-0 | 0-0 | 0 | 1-0 |
| 10/30 | W&M | 0-1-1 | 0-0 | 0-0 | 0-0 | 0 | 0-0 |
| 11/6 | Elon | 1-0-1 | 1.0-9 | 1.0-9 | 0-0 | 0 | 0-0 |
| 11/13 | Stony Brook | 1-1-2 | 1.0-1 | 0-0 | 0-0 | 0 | 1-0 |
| 11/20 | Delaware | 0-0-0 | 0-0 | 0-0 | 0-0 | 0 | 0-0 |
| 12/3 | Holy Cross | 0-3-3 | 0-0 | 0-0 | 0-0 | 0 | 0-0 |
| 12/11 | SDST | 0-4-4 | 0-0 | 0-0 | 0-0 | 0 | 0-0 |
| Total | 12-0 | 9-13-22 | 5.5-24 | 3.0-20 | 0-0 | 2 | 0-0 |

GANIOUS' 2022 GAME-BY-GAME STATS

| Date | Opp. | S-A-Tot | TFL-Yds | Sk-Yds | Int-Yds | PBU | FF-FR |
|--------------|-------------|-----------------|--------------|--------------|------------|----------|------------|
| 9/2 | Lehigh | 0-2-2 | 0.5-1 | 0-0 | 0-0 | 0 | 0-1 |
| 9/10 | LIU | 1-2-3 | 0.5-1 | 0-0 | 0-0 | 0 | 0-0 |
| 9/17 | Army | 3-4-7 | 1.5-1 | 0-0 | 0-0 | 0 | 0-0 |
| 9/24 | Monmouth | 3-1-4 | 0-0 | 0-0 | 0-0 | 0 | 0-0 |
| 10/1 | Maine | 3-3-6 | 0-0 | 0-0 | 0-0 | 0 | 1-0 |
| 10/15 | Richmond | 2-1-3 | 1.0-3 | 1.0-3 | 0-0 | 0 | 0-0 |
| 10/22 | UAlbany | 0-1-1 | 0-0 | 0-0 | 0-0 | 0 | 0-0 |
| 10/29 | Hampton | 3-1-4 | 1.0-2 | 0-0 | 0-0 | 0 | 0-0 |
| 11/5 | Towson | 2-1-3 | 0-0 | 0-0 | 0-0 | 0 | 0-0 |
| 11/12 | W&M | 0-2-2 | 0-0 | 0-0 | 0-0 | 0 | 0-0 |
| 11/19 | Delaware | 0-1-1 | 0-0 | 0-0 | 0-0 | 0 | 0-0 |
| Total | 12-0 | 17-19-36 | 4.5-8 | 1.0-3 | 0-0 | 0 | 1-1 |

GANIOUS' 2023 GAME-BY-GAME STATS

| Date | Opp. | S-A-Tot | TFL-Yds | Sk-Yds | Int-Yds | PBU | FF-FR |
|------|------|---------|---------|--------|---------|-----|-------|
| 8/31 | Elon | 0-1-1 | 0-0 | 0-0 | 0-0 | 1 | 0-0 |

| | | | | | | | |
|--------------|------------|----------------|--------------|--------------|------------|----------|------------|
| 9/9 | Vandy | 0-1-1 | 0-0 | 0-0 | 0-0 | 1 | 0-0 |
| 9/16 | ODU | 2-0-2 | 1.0-7 | 1.0-7 | 0-0 | 1 | 0-0 |
| 9/23 | GT | 1-4-5 | 0.5-1 | 0-0 | 0-0 | 0 | 0-0 |
| 10/14 | VT | 0-2-2 | 0-0 | 0-0 | 0-0 | 0 | 0-0 |
| 10/22 | Pitt | 1-1-2 | 0.5-0 | 0-0 | 0-0 | 0 | 0-0 |
| 10/28 | FSU | 1-3-4 | 0-0 | 0-0 | 0-0 | 1 | 0-0 |
| 11/2 | Duke | 1-0-1 | 0-0 | 0-0 | 0-0 | 1 | 0-0 |
| 11/11 | NCST | 1-3-4 | 0-0 | 0-0 | 0-0 | 0 | 0-0 |
| Total | 9-1 | 7-14-22 | 2.0-8 | 1.0-7 | 0-0 | 5 | 0-0 |

#91 KEVIN POINTER

6-1, 282, R-Jr., Jonesboro, Ark.

2022 (Redshirt Sophomore)

Saw action in all 13 games, helping lead the team to its seventh consecutive bowl game and back-to-back bowl wins with a victory over Missouri in the Gasparilla Bowl...Finished the season with 13 total tackles including 10 solo tackles to go along with 2.5 tackles for loss, 1.0 sacks, three quarterback hurries and a pass breakup...Finished with a season-high four tackles in the win over Army...Had at least one tackle in seven games... Member of the All-ACC Academic Team.

2021 (Redshirt Freshman)

Appeared in eight games during his first season in Winston-Salem... Notched five total tackles including two solo tackles. 1.5 tackles for loss and 0.5 sacks...Recorded tackles for loss in wins over Norfolk State and Louisville including a sack against the Cardinals...Totalled 135 plays on the field over the course of the season including a season-high 29 in a win against Louisville

Prior to Wake Forest:

Tallied 38 total tackles, including 7.5 tackles for loss, at Louisiana-Monroe during the 2020 season...Recorded at least one tackle for loss in the final three games of the season including two games of multiple tackles for loss...Redshirted his true freshman season in 2019

High School:

Played for head coach Randy Coleman...Three-year starter for Jonesboro (Ark.) Senior High School...Named to the Class 6A East All-Conference Team and the Jonesboro Sun "Best Under the Sun" Team...Holds the Jonesboro career record in sack (13.5)...Totalled 179 career tackles with 22 tackles for loss as a senior and 34 tackles for a loss as a junior...Also lettered in basketball and track & field.

Personal:

Majoring in Communications with a Minor in Entrepreneurship.

POINTER'S CAREER DEFENSIVE STATS

| | G-GS | S-A-Tot | TFL-Yds | Sk-Yds | Int-Yds | PBU | FF-FR |
|--------------|--------------|-----------------|----------------|---------------|------------|----------|------------|
| 2021 | 8-0 | 2-3-5 | 1.5-8 | 0.5-2 | 0-0 | 1 | 0-0 |
| 2022 | 12-0 | 9-2-11 | 2.0-10 | 1.0-8 | 0-0 | 1 | 0-0 |
| 2023 | 10-10 | 15-17-32 | 8.0-22 | 1.5-6 | 0-0 | 5 | 0-1 |
| Total | 30-10 | 26-22-48 | 11.5-40 | 3.0-16 | 0-0 | 7 | 0-1 |

POINTER'S 2021 GAME-BY-GAME STATS

| Date | Opp. | S-A-Tot | TFL-Yds | Sk-Yds | Int-Yds | PBU | FF-FR |
|--------------|-------------|--------------|--------------|--------------|------------|----------|------------|
| 9/3 | ODU | 0-1-1 | 0-0 | 0-0 | 0-0 | 1 | 0-0 |
| 9/11 | Norfolk St. | 1-0-1 | 1-6 | 0-0 | 0-0 | 0 | 0-0 |
| 9/25 | UVA | 0-0-0 | 0-0 | 0-0 | 0-0 | 0 | 0-0 |
| 10/2 | UL | 0-1-1 | 0.5-2 | 0.5-2 | 0 | 0 | 0-0 |
| 10/30 | Duke | 1-1-2 | 0-0 | 0-0 | 0 | 0 | 0-0 |
| 11/6 | UNC | 0-0-0 | 0-0 | 0-0 | 0 | 0 | 0-0 |
| 11/20 | Clem | 0-0-0 | 0-0 | 0-0 | 0 | 0 | 0-0 |
| Total | 7-0 | 2-3-5 | 1.5-8 | 0.5-2 | 0-0 | 1 | 0-0 |

POINTER'S 2022 GAME-BY-GAME STATS

| Date | Opp. | S-A-Tot | TFL-Yds | Sk-Yds | Int-Yds | PBU | FF-FR |
|-------|-------|---------|---------|--------|---------|-----|-------|
| 9/1 | VMI | 2-0-2 | 0-0 | 0-0 | 0-0 | 0 | 0-0 |
| 9/10 | Vandy | 1-0-1 | 0-0 | 0-0 | 0-0 | 0 | 0-0 |
| 9/17 | LIB | -- | -- | -- | -- | -- | -- |
| 9/24 | CLEM | -- | -- | -- | -- | -- | -- |
| 10/1 | FSU | -- | -- | -- | -- | -- | -- |
| 10/8 | Army | 3-1-4 | 0.5-2 | 0-0 | 0-0 | 1 | 0-0 |
| 10/22 | BC | 0-1-1 | 0.5-0 | 0-0 | 0-0 | 0 | 0-0 |
| 10/29 | LU | 3-0-3 | 1.0-8 | 1.0-8 | 0-0 | 0 | 0-0 |
| 11/5 | NCST | -- | -- | -- | -- | -- | -- |
| 11/12 | UNC | -- | -- | -- | -- | -- | -- |
| 11/19 | CUSE | -- | -- | -- | -- | -- | -- |
| 11/26 | Duke | -- | -- | -- | -- | -- | -- |

| | | | | | | | |
|--------------|-------------|---------------|---------------|--------------|------------|----------|------------|
| 12/23 | Mizzou | 1-0-1 | 0-0 | 0-0 | 0-0 | 0 | 0-0 |
| Total | 13-0 | 9-2-11 | 2.0-10 | 1.0-8 | 0-0 | 1 | 0-0 |

POINTER'S 2023 GAME-BY-GAME STATS

| Date | Opp. | S-A-Tot | TFL-Yds | Sk-Yds | Int-Yds | PBU | FF-FR |
|--------------|--------------|-----------------|---------------|--------------|------------|----------|------------|
| 8/31 | Elon | 1-1-2 | 1.0-4 | 0-0 | 0-0 | 1 | 0-0 |
| 9/9 | Vandy | 0-1-1 | 0-0 | 0-0 | 0-0 | 0 | 0-0 |
| 9/16 | ODU | 1-3-4 | 0.5-2 | 0.5-2 | 0-0 | 1 | 0-0 |
| 9/23 | GT | 2-1-3 | 1.5-3 | 0-0 | 0-0 | 0 | 0-0 |
| 10/7 | Clemson | 2-0-2 | 0-0 | 0-0 | 0-0 | 0 | 0-1 |
| 10/14 | VT | 1-4-5 | 0-0 | 0-0 | 0-0 | 0 | 0-0 |
| 10/22 | Pitt | 3-1-4 | 1.5-5 | 0-0 | 0-0 | 1 | 0-0 |
| 10/28 | FSU | 0-0-0 | 0-0 | 0-0 | 0-0 | 0 | 0-0 |
| 11/2 | Duke | 3-3-6 | 2.0-5 | 1.0-4 | 0-0 | 1 | 0-0 |
| 11/11 | NCST | 2-3-5 | 1.5-3 | 0-0 | 0-0 | 1 | 0-0 |
| Total | 10-10 | 15-17-32 | 8.0-22 | 1.5-6 | 0-0 | 5 | 0-1 |

#93 ISAIAH CHANEY

6-4, 279, R-Jr., Cartersville, Ga.

2022 (Redshirt Sophomore)

Did not see action in a game.

2021 (Redshirt Freshman)

Played in three games during the season against Old Dominion, Norfolk State and Duke...Totalled a season-high 19 snaps against Old Dominion...Tallied a solo tackle against Norfolk State.

2020 (Redshirt Freshman)

Saw action in three contests, totaling four tackles ... Earned his first varsity letter.

2019 (True Freshman)

Saw action against Michigan State in the New Era Pin-stripe Bowl in Yankee Stadium ... Tallied six snaps ... Scout team player of the week vs NC State

High School

A team captain and consensus three-star athlete, rated the No. 72 defensive end in the nation ... Was a high school teammate of current Demon Deacon JaCorey Johns in 2017 ... Helped lead the Cartersville Purple Hurricanes to state championships in 2015 and 2016 and the state runner-up in 2018 ... Played for Coach Joey King ... Part of a Cartersville senior class that won 55 games in their four years ... Finished the regular season with 13 tackles, 2.5 tackles for loss and 1.5 sacks ... Named second team all-region ... Recovered a fumble in the state playoff win over Baldwin ... Had 25 tackles, three sacks and a fumble recovery as a junior in 2017 while being named honorable mention all-state.

Personal

Son of Brittany Chaney and the grandson of Ada Chaney ... Also played basketball...Majoring in Education with a minor in Communications.

CHANEY'S CAREER DEFENSIVE STATS

| | G-GS | S-A-Tot | TFL-Yds | Sk-Yds | Int-Yds | PBU | FF-FR |
|--------------|------------|--------------|------------|------------|------------|----------|------------|
| 2021 | 3-0 | 1-0-1 | 0-0 | 0-0 | 0-0 | 0 | 0-0 |
| 2023 | 1-0 | 0-0-0 | 0-0 | 0-0 | 0-0 | 0 | 0-0 |
| Total | 4-0 | 1-0-1 | 0-0 | 0-0 | 0-0 | 0 | 0-0 |

CHANEY'S 2021 GAME-BY-GAME STATS

| Date | Opp. | S-A-Tot | TFL-Yds | Sk-Yds | Int-Yds | PBU | FF-FR |
|--------------|-------------|--------------|------------|------------|------------|----------|------------|
| 9/3 | ODU | 0-0-0 | 0-0 | 0-0 | 0-0 | 0 | 0-0 |
| 9/11 | Norfolk St. | 1-0-1 | 1-6 | 0-0 | 0-0 | 0 | 0-0 |
| 10/30 | Duke | 0-0-0 | 0-0 | 0-0 | 0-0 | 0 | 0-0 |
| Total | 3-0 | 1-0-1 | 0-0 | 0-0 | 0-0 | 0 | 0-0 |

CHANEY'S 2023 GAME-BY-GAME STATS

| Date | Opp. | S-A-Tot | TFL-Yds | Sk-Yds | Int-Yds | PBU | FF-FR |
|--------------|------------|--------------|------------|------------|------------|----------|------------|
| 11/11 | NCST | 0-0-0 | 0-0 | 0-0 | 0-0 | 0 | 0-0 |
| Total | 1-0 | 0-0-0 | 0-0 | 0-0 | 0-0 | 0 | 0-0 |

#98 WYATT CRESPI

6-1, 279, R-So., Concord, Ca.

2022 (Redshirt Freshman)

Saw action in two games, helping lead the team to its

seventh consecutive bowl game and back-to-back bowl wins with a victory over Missouri in the Gasparilla Bowl... Recorded a tackle and tackle for loss in the season-opening win over VMI while also seeing action in the victory over Army.

2021 (Freshman)

Made his collegiate debut in a season-opening victory over Old Dominion, playing in nine snaps...Saw action against Norfolk State as well...Redshirted

2020 (Freshman)

Did not appear in a game.

High School

Played for perennial state power De La Salle and Coach Justin Alumbaugh ... First team All-Bay Area by the San Jose Mercury News ... First team All-East Bay Athletic League Mountain Division ... Led a Spartan defense that allowed 14 points or fewer in 10 of 14 games including three shutouts.

CRESPI'S CAREER DEFENSIVE STATS

| | G-GS | S-A-Tot | TFL-Yds | Sk-Yds | Int-Yds | PBU | FF-FR |
|--------------|------------|--------------|--------------|------------|------------|----------|------------|
| 2021 | 2-0 | 0-0-0 | 0-0 | 0-0 | 0-0 | 0 | 0-0 |
| 2022 | 2-0 | 0-1-1 | 0.5-1 | 0-0 | 0-0 | 0 | 0-0 |
| 2023 | 4-0 | 1-0-1 | 0-0 | 0-0 | 0-0 | 1 | 0-0 |
| Total | 8-0 | 1-1-2 | 0.5-1 | 0-0 | 0-0 | 1 | 0-0 |

CRESPI'S 2021 GAME-BY-GAME STATS

| Date | Opp. | S-A-Tot | TFL-Yds | Sk-Yds | Int-Yds | PBU | FF-FR |
|--------------|------------|--------------|------------|------------|------------|----------|------------|
| 9/3 | ODU | 0-0-0 | 0-0 | 0-0 | 0-0 | 0 | 0-0 |
| 9/11 | Norf.St. | 0-0-0 | 0-0 | 0-0 | 0-0 | 0 | 0-0 |
| Total | 3-0 | 1-0-1 | 0-0 | 0-0 | 0-0 | 0 | 0-0 |

CRESPI'S 2022 GAME-BY-GAME STATS

| Date | Opp. | S-A-Tot | TFL-Yds | Sk-Yds | Int-Yds | PBU | FF-FR |
|--------------|------------|--------------|--------------|------------|------------|----------|------------|
| 9/1 | VMI | 0-1-1 | 0.5-1 | 0-0 | 0-0 | 0 | 0-0 |
| 10/8 | Army | 0-0-0 | 0-0 | 0-0 | 0-0 | 0 | 0-0 |
| Total | 2-0 | 0-1-1 | 0.5-1 | 0-0 | 0-0 | 0 | 0-0 |

CRESPI'S 2023 GAME-BY-GAME STATS

| Date | Opp. | S-A-Tot | TFL-Yds | Sk-Yds | Int-Yds | PBU | FF-FR |
|--------------|------------|--------------|------------|------------|------------|----------|------------|
| 8/31 | Elon | 0-0-0 | 0-0 | 0-0 | 0-0 | 1 | 0-0 |
| 10/7 | Clemson | 0-0-0 | 0-0 | 0-0 | 0-0 | 0 | 0-0 |
| 10/14 | VT | 1-0-1 | 0-0 | 0-0 | 0-0 | 0 | 0-0 |
| 10/22 | Pitt | 0-0-0 | 0-0 | 0-0 | 0-0 | 0 | 0-0 |
| 10/28 | FSU | 0-0-0 | 0-0 | 0-0 | 0-0 | 0 | 0-0 |
| Total | 4-0 | 1-0-1 | 0-0 | 0-0 | 0-0 | 1 | 0-0 |

**#99 ELIJAH HALL
6-3, 275, R-Fr., Shelby N.C.**

2022 (Freshman)

Did not see action in a game, earning a redshirt.

High School

Highest-rated defensive recruit in the Dave Clawson era according to 247 Sports ... Four-star recruit by Rivals ... 2021: In six games this season, recorded 32 total tackles (24 solo) including 8.0 tackles for loss and 3.0 sacks ... Led his team to a 10-3 record with Crest winning the league in two of his final three seasons ... Shrine Bowl of the Carolinas selection ... Carolina Bowl Watch List ... 2020: Finished his junior season with 40 tackles (nine for a loss), six sacks and 19 quarterback hurries in a COVID-19 shortened spring season, earning Big South 3A co-Defensive Lineman of the Year honors ... 2019: Ended his breakout sophomore campaign with 52 total tackles including 4.0 tackles for loss, 1.0 sacks, a 58-yard interception return, two forced fumbles and a fumble recovery ... Also on offense, carried the ball for 28 yards and caught one pass for 23 yards ... Played three years of varsity basketball as well before focusing on football.

Personal: Family: Grandson of Linda (Grandmother) and Chris Howard (Grandfather) ... Son of Lovy Hall (Mother) and Ashley Young (Father) ... Nephew of Yolanda Hall-Asbell (Aunt) and Stacey Asbell (Uncle)...Born on July 21, 2003

HALL'S CAREER DEFENSIVE STATS

| | G-GS | S-A-Tot | TFL-Yds | Sk-Yds | Int-Yds | PBU | FF-FR |
|--------------|------------|--------------|------------|------------|------------|----------|------------|
| 2023 | 2-0 | 0-0-0 | 0-0 | 0-0 | 0-0 | 0 | 0-0 |
| Total | 0-0 | 0-0-0 | 0-0 | 0-0 | 0-0 | 0 | 0-0 |

HALL'S 2023 GAME-BY-GAME STATS

| Date | Opp. | S-A-Tot | TFL-Yds | Sk-Yds | Int-Yds | PBU | FF-FR |
|--------------|------------|--------------|------------|------------|------------|----------|------------|
| 9/9 | Vandy | 0-0-0 | 0-0 | 0-0 | 0-0 | 0 | 0-0 |
| 10/28 | FSU | 0-0-0 | 0-0 | 0-0 | 0-0 | 0 | 0-0 |
| Total | 2-0 | 0-0-0 | 0-0 | 0-0 | 0-0 | 0 | 0-0 |

LINEBACKERS

**#18 ELDRICK ROBINSON II
6-0, 218, So., Pensacola, Fl.**

2022 (Sophomore)

Saw action in four games during the 2022 season, helping lead the team to its seventh consecutive bowl game and back-to-back bowl wins with a victory over Missouri in the Gasparilla Bowl...Finished the season with six total tackles including four solo tackles...Served as a key member of the special teams coverage units in the first four games recording multiple tackles in the first three games of the season...Redshirted

Prior to Wake Forest

2021 (Freshman)

A third-team All-Sun Belt selection ... Named to Phil Steele's third-team All-Sun Belt squad ... Played in 11 games, starting the final nine ... Played 616 total snaps (560 on defense, 56 on special teams) ... Tallied 74 tackles, including 5.5 for loss and half a sack ... Had two interceptions, four quarterback hurries and two pass breakups ... Saw action on three special teams plays at Florida Atlantic ... Had five tackles, including a tackle for loss, at Arkansas ... Got his first collegiate start against Louisiana and led the team with nine tackles, including half a stop for loss, and a pass break-up ... Posted three tackles, including 1.5 for loss and half a sack, along with a pass break-up and an interception against Arkansas State ... Had eight tackles and a quarterback hurry at Troy ... Posted six tackles, including half a stop for loss, at South Alabama ... Led the team with 10 tackles and a quarterback hurry against Georgia State ... Posted eight tackles, including one for loss, against Coastal Carolina ... Had a big game in the win at Texas State, posting 12 tackles, 1.5 for loss and an interception to earn Sun Belt Defensive Player of the Week ... Once again led the team in tackles against BYU, posting 10 stops and a quarterback hurry ... Had three tackles at App State.

High School

Played at Booker T. Washington High for Coach Tommy Joe Whiddon, where he recorded 248 tackles in three seasons ... Made 66 tackles in seven games with 3.5 sacks, four pass deflections, two forced fumbles and one interception as a senior ... A 2021 All-American by Podium Preps ... Named 2020 all-area first-team defense by PNJ ... Named to the All-Northwest Florida Defense by WEAR ... Piled up 139 total tackles as a junior ... An honorable mention selection to the 2019 Class 6A All-State Football Teams compiled by FloridaHSFootball.com ... A first-team Pensacola News-Journal All-Area selection ... Also played basketball.

Personal

Born Eldrick Robinson II on November 19 in Pensacola, FL ... Son of Eldrick Robinson and Teris Robinson ... Has two brothers, Reed and Chancellor, and two sisters, Cheldra and Keldra.

ROBINSON'S CAREER DEFENSIVE STATS

| | G-GS | S-A-Tot | TFL-Yds | Sk-Yds | Int-Yds | PBU | FF-FR |
|--------------|------------|------------|--------------|------------|------------|----------|------------|
| 2022 | 4-0 | 4-2-6 | 0-0 | 0-0 | 0-0 | 0 | 1-0 |
| Total | 4-0 | 4-0 | 4-2-6 | 0-0 | 0-0 | 0 | 1-0 |

ROBINSON'S 2022 GAME-BY-GAME STATS

| Date | Opp. | S-A-Tot | TFL-Yds | Sk-Yds | Int-Yds | PBU | FF-FR |
|------|-------|---------|---------|--------|---------|-----|-------|
| 9/1 | VMI | 1-1-2 | 0-0 | 0-0 | 0-0 | 0 | 0-0 |
| 9/10 | Vandy | 1-1-2 | 0-0 | 0-0 | 0-0 | 0 | 0-0 |
| 9/17 | LIB | 2-0-2 | 0-0 | 0-0 | 0-0 | 0 | 0-0 |

| 9/24 | CLEM | 0-0-0 | 0-0 | 0-0 | 0-0 | 0 | 0-0 |
|--------------|------------|--------------|------------|------------|------------|----------|------------|
| Total | 4-0 | 4-2-6 | 0-0 | 0-0 | 0-0 | 0 | 1-0 |

ROBINSON'S 2023 GAME-BY-GAME STATS

| Date | Opp. | S-A-Tot | TFL-Yds | Sk-Yds | Int-Yds | PBU | FF-FR |
|--------------|------------|--------------|------------|------------|------------|----------|------------|
| 9/9 | Vandy | 0-0-0 | 0-0 | 0-0 | 0-0 | 0 | 0-0 |
| Total | 1-0 | 0-0-0 | 0-0 | 0-0 | 0-0 | 0 | 0-0 |

**#21 CHASE JONES
6-1, 234, Sr., Warren, N.J.**

2022 (Junior)

Tallied a team-high nine tackles, including a three-yard tackle for loss against #5 Clemson... Forced and recovered a fumble, in addition to seven tackles and a sack, against Army... Racked up a career-high 11 tackles with a sack against North Carolina.

2021 (Sophomore)

Finished sixth on the team with 47 total tackles including 33 solo tackles...Recorded at least one tackle in all 14 games during the historic 2021 season...Tied a career high with 1.0 tackles for loss against Old Dominion while also having 0.5 tackles for loss against Army and in the ACC Championship Game against Pitt...Tallied a season-high six tackles in back-to-back wins at Syracuse and Army... Scooped up the game-winning fumble recovery against Florida State, one of a Clawson era record six turnovers forced in a single game...Forced fumbles against Army and Clemson...Tallied first career sack in the ACC Championship against Pitt.

2020 (Sophomore)

Appeared in seven games ... Racked up 13 total tackles, including a 1.5 tackles for a loss ... Notched a season-high five tackles in the Duke's Mayo Bowl vs. Wisconsin ... Forced first career fumble vs. Campbell (10/2) ... Earned second varsity letter.

2019 (Freshman)

Played in seven games as a true freshman ... Finished the year with 24 tackles, all in the final six games of the year ... Had 23 tackles over the last five games, an average of 4.6 stops per game ... Season-best seven tackles at Virginia Tech (11/9) ... Toteled six tackles and a tackle for loss at Clemson (11/16) ... Made six stops against Michigan State in the New Era Pinstripe Bowl (12/27) ... On the field for 199 snaps with a season-best 55 vs. Clemson ... Did not play in six of the first seven games before pulling his redshirt against NC State (11/2) ... Made his debut against North Carolina (9/13) ... Earned his first varsity letter ... Led the team in tackles in each of the two 2019 preseason scrimmages.

High School

Served as team captain at St. Peter's Prep in Jersey City ... A three-star linebacker ranked among the top 35 players in New Jersey ... Rated the No. 51 inside linebacker nationally and the No. 27 player in New Jersey by 247 ... No. 25 recruit in New Jersey by ESPN and No. 33 by NJ.com ... Anchored the inside linebacker position at St. Peter's Prep for Coach Rich Hansen ... Helped the Marauders to a 7-4 finish ... Named second team All-United Red Division ... Was instrumental in beating the national No. 5 team in Bergen Catholic ... Had a critical interception during the upset ... Second team all-state and first team all-county as a junior and senior ... Lost in the state championship game to Bergen Catholic in 2017 ... As a wide receiver, had 38 catches for 537 yards and five TDs while collecting 68 tackles and one pick-six on defense ... Team finished 9-3 ... Played linebacker as a sophomore ... Also competed in track.

Personal

Son of Walter and Jennifer Jones ... Member of the National Honor Society ... Older brother, Mitchell, attends Cornell ... Born October 26, 2000.

JONES' CAREER DEFENSIVE STATS

| | G-GS | S-A-Tot | TFL-Yds | Sk-Yds | Int-Yds | PBU | FF-FR |
|--------------|--------------|------------------|----------------|---------------|------------|----------|------------|
| 2019 | 7-0 | 13-11-24 | 1.0-4 | 0-0 | 0-0 | 1 | 0-1 |
| 2020 | 8-0 | 3-10-13 | 1.5-2 | 0-0 | 0-0 | 0 | 1-0 |
| 2021 | 14-3 | 33-14-47 | 2.0-9 | 0.5-7 | 0-0 | 1 | 2-2 |
| 2022 | 13-13 | 33-41-74 | 6.0-22 | 2-12 | 1-0 | 2 | 1-2 |
| Total | 42-16 | 82-76-158 | 10.5-37 | 2.5-19 | 1-0 | 4 | 4-5 |

JONES' 2019 GAME-BY-GAME STATS

| Date | Opp. | S-A-Tot | TFL-Yds | Sk-Yds | Int-Yds | PBU | FF-FR |
|--------------|------------|-----------------|--------------|------------|------------|----------|------------|
| 9/13 | UNC | 0-0-0 | 0-0 | 0-0 | 0-0 | 0 | 0-0 |
| 11/2 | NCST | 1-0-1 | 0-0 | 0-0 | 0-0 | 1 | 0-0 |
| 11/9 | VT | 2-5-7 | 0-0 | 0-0 | 0-0 | 0 | 0-0 |
| 11/16 | Clem | 3-3-6 | 1.0-4 | 0-0 | 0-0 | 0 | 0-0 |
| 11/23 | Duke | 2-0-2 | 0-0 | 0-0 | 0-0 | 0 | 0-1 |
| 11/30 | Syr | 2-0-2 | 0-0 | 0-0 | 0-0 | 0 | 0-0 |
| 12/27 | MSU | 3-3-6 | 0-0 | 0-0 | 0-0 | 0 | 0-0 |
| Total | 9-0 | 13-11-24 | 1.0-4 | 0-0 | 0-0 | 1 | 0-1 |

JONES' 2020 GAME-BY-GAME STATS

| Date | Opp. | S-A-Tot | TFL-Yds | Sk-Yds | Int-Yds | PBU | FF-FR |
|--------------|------------|----------------|--------------|------------|------------|----------|------------|
| 9/12 | Clem | 0-3-3 | 0-0 | 0-0 | 0-0 | 0 | 0-0 |
| 9/19 | NCST | 1-0-1 | 1.0-1 | 0-0 | 0-0 | 0 | 0-0 |
| 10/2 | Camp | 1-0-1 | -- | -- | -- | -- | 1-0 |
| 10/17 | UVA | -- | -- | -- | -- | -- | -- |
| 10/24 | VT | 0-1-1 | -- | -- | -- | -- | -- |
| 10/31 | Syr | -- | -- | -- | -- | -- | -- |
| 11/14 | UNC | -- | -- | -- | -- | -- | -- |
| 12/12 | UL | 1-1-2 | -- | -- | -- | -- | -- |
| 12/30 | Wis | 0-5-5 | 0.5-1 | -- | -- | -- | -- |
| Total | 7-0 | 3-10-13 | 1.5-2 | 0-0 | 0-0 | 0 | 1-0 |

JONES' 2021 GAME-BY-GAME STATS

| Date | Opp. | S-A-Tot | TFL-Yds | Sk-Yds | Int-Yds | PBU | FF-FR |
|--------------|-------------|-----------------|--------------|--------------|------------|----------|------------|
| 9/3 | ODU | 2-0-2 | 1.0-2 | 0-0 | 0-0 | 0 | 0-0 |
| 9/11 | Norfolk St. | 1-1-2 | 0-0 | 0-0 | 0-0 | 0 | 0-0 |
| 9/18 | FSU | 0-1-1 | 0-0 | 0-0 | 0-0 | 0 | 0-1 |
| 9/25 | UVA | 2-1-3 | 0-0 | 0-0 | 0-0 | 0 | 0-0 |
| 10/2 | UL | 0-2-2 | 0-0 | 0-0 | 0-0 | 0 | 0-0 |
| 10/9 | Syracuse | 4-2-6 | 0-0 | 0-0 | 0-0 | 0 | 0-0 |
| 10/23 | Army | 1-0-1 | 0-0 | 0-0 | 0-0 | 1 | 1-1 |
| 10/30 | Duke | 4-1-5 | 0.5-0 | 0-0 | 0-0 | 0 | 0-0 |
| 11/6 | UNC | 3-2-5 | 0-0 | 0-0 | 0-0 | 0 | 0-0 |
| 11/13 | NCST | 2-1-3 | 0-0 | 0-0 | 0-0 | 0 | 0-0 |
| 11/20 | Clem | 4-0-4 | 0-0 | 0-0 | 0-0 | 0 | 1-0 |
| 11/26 | BC | 1-0-1 | 0-0 | 0-0 | 0-0 | 0 | 0-0 |
| 12/4 | Pitt | 1-1-2 | 0.5-7 | 0.5-7 | 0-0 | 0 | 0-0 |
| 12/31 | Rut | 4-1-5 | 0-0 | 0-0 | 0-0 | 0 | 0-0 |
| Total | 14-3 | 33-14-47 | 2.0-9 | 0.5-7 | 0-0 | 1 | 2-2 |

JONES' 2022 GAME-BY-GAME STATS

| Date | Opp. | S-A-Tot | TFL-Yds | Sk-Yds | Int-Yds | PBU | FF-FR |
|--------------|--------------|-----------------|---------------|-------------|------------|----------|------------|
| 9/1 | VMI | 1-2-3 | 0-0 | 0-0 | 0-0 | 0 | 0-0 |
| 9/10 | Vandy | 1-3-4 | 1.0-2 | 0-0 | 0-0 | 1 | 0-0 |
| 9/17 | LIB | 2-1-3 | 0.5-1 | 0-0 | 1-0 | 0 | 0-0 |
| 9/24 | CLEM | 5-4-9 | 1.0-3 | 0.5-3 | 0-0 | 0 | 0-0 |
| 10/1 | FSU | 3-3-6 | 1.0-1 | 0-0 | 0-0 | 1 | 0-0 |
| 10/8 | Army | 3-4-7 | 1.0-7 | 0.5-4 | 0-0 | 0 | 1-1 |
| 10/22 | BC | 1-2-3 | 0-0 | 0-0 | 0-0 | 0 | 0-0 |
| 10/29 | LU | 1-2-3 | 0-0 | 0-0 | 0-0 | 0 | 0-0 |
| 11/5 | NCST | 2-4-6 | 0-0 | 0-0 | 0-0 | 0 | 0-0 |
| 11/12 | UNC | 6-5-11 | 1.0-5 | 1.0-5 | 0-0 | 0 | 0-0 |
| 11/19 | CUSE | 2-3-5 | 0-0 | 0-0 | 0-0 | 0 | 0-0 |
| 11/26 | Duke | 2-4-6 | 0.5-2 | 0-0 | 0-0 | 0 | 0-0 |
| 11/23 | Mizzou | 4-4-8 | 0-0 | 0-0 | 0-0 | 0 | 0-0 |
| Total | 13-13 | 33-41-74 | 6.0-22 | 2-12 | 1-0 | 2 | 1-2 |

#24 DYLAN HAZEN

6-1, 228, R-So., The Woodlands, Texas.

2022 (Redshirt Freshman)

Led the team with a career-high 12 tackles in his first career start against Army, in addition to a sack and a 21-yard interception return.

2021 (Freshman)

Appeared in four games during his rookie season, making his collegiate debut against Army where he saw a season-high 60 snaps...Recorded a season-high seven tackles against Army...Also saw action in wins over No. 20 NC State, the ACC Atlantic Division clincher against Boston College and in the Gator Bowl victory over Rutgers...Tallied a tackle each in victories over NC State and Rutgers...Tallied 100 total plays over the course of the season...Redshirted

High School

Played for head coach Lonnie Madison ... Two-sport athlete in both football and track & field ... Helped lead the Falcons to an 8-1 season in 2020 ... Posted 73 tackles in nine games during the 2018 season ... Back-to-back Texas District 15-6A first-team selection at linebacker as

a sophomore and junior ... Named First Team All-Houston following his senior season ... Tabbed as a First Team All-Montgomery County performer in 2019 ... Two-time First Team All-District honoree ... Garnered Academic All-District honors following his sophomore and junior season

Personal

Son of Linda and Tim Hazen ... Member of the National Honor Society and has been a member of the Honor Roll each year of high school ... Earned the "Student Achieving Excellence" academic award given by College Park Faculty following his freshman, sophomore and junior year ... Garnered Swords of Success Award for good citizenship to teachers and fellow students ... Three-time Academic Letter and Bar for College Park High

HAZEN'S CAREER DEFENSIVE STATS

| | G-GS | S-A-Tot | TFL-Yds | Sk-Yds | Int-Yds | PBU | FF-FR |
|--------------|--------------|------------------|----------------|---------------|-------------|----------|------------|
| 2021 | 4-0 | 8-2-10 | 1.0-1 | 0-0 | 0-0 | 0 | 1-0 |
| 2022 | 12-2 | 15-16-31 | 2-6 | 0.5-4 | 1-21 | 0 | 0-0 |
| 2023 | 10-9 | 26-38-65 | 7.0-14 | 1.0-6 | 0-0 | 1 | 0-0 |
| Total | 26-11 | 49-56-106 | 10.0-21 | 1.5-10 | 1-21 | 1 | 1-0 |

HAZEN'S 2021 GAME-BY-GAME STATS

| Date | Opp. | S-A-Tot | TFL-Yds | Sk-Yds | Int-Yds | PBU | FF-FR |
|--------------|------------|--------------|------------|------------|------------|----------|------------|
| 10/23 | Army | 5-2-7 | 0-0 | 0-0 | 0-0 | 0 | 0-0 |
| 11/13 | NCST | 1-0-1 | 0-0 | 0-0 | 0-0 | 0 | 0-0 |
| 11/26 | BC | 0-0-0 | 0-0 | 0-0 | 0-0 | 0 | 0-0 |
| 12/31 | Rut | 1-0-1 | 0-0 | 0-0 | 0-0 | 0 | 0-0 |
| Total | 2-0 | 7-2-9 | 0-0 | 0-0 | 0-0 | 0 | 0-0 |

HAZEN'S 2022 GAME-BY-GAME STATS

| Date | Opp. | S-A-Tot | TFL-Yds | Sk-Yds | Int-Yds | PBU | FF-FR |
|--------------|-------------|-----------------|--------------|--------------|-------------|----------|------------|
| 9/1 | VMI | 2-2-4 | 1.0-1 | 0-0 | 0-0 | 0 | 0-0 |
| 9/10 | Vandy | 2-0-2 | 0-0 | 0-0 | 0-0 | 0 | 0-0 |
| 9/17 | LIB | 0-1-1 | 0-0 | 0-0 | 0-0 | 0 | 0-0 |
| 9/24 | CLEM | 2-0-2 | 0-0 | 0-0 | 0-0 | 0 | 0-0 |
| 10/1 | FSU | 1-1-2 | 0.5-1 | 0-0 | 0-0 | 0 | 0-0 |
| 10/8 | Army | 3-9-12 | 0.5-4 | 0.5-4 | 1-21 | 0 | 0-0 |
| 10/22 | BC | 2-1-3 | 0-0 | 0-0 | 0-0 | 0 | 0-0 |
| 10/29 | LU | 1-1-2 | 0-0 | 0-0 | 0-0 | 0 | 0-0 |
| 11/12 | UNC | 1-0-1 | 0-0 | 0-0 | 0-0 | 0 | 0-0 |
| 11/19 | CUSE | -- | -- | -- | -- | -- | -- |
| 11/26 | Duke | -- | -- | -- | -- | -- | -- |
| 12/23 | Mizzou | 1-1-2 | 0-0 | 0-0 | 0-0 | 0 | 0-0 |
| Total | 12-2 | 22-18-41 | 3.0-7 | 0.5-4 | 1-21 | 0 | 0-0 |

HAZEN'S 2023 GAME-BY-GAME STATS

| Date | Opp. | S-A-Tot | TFL-Yds | Sk-Yds | Int-Yds | PBU | FF-FR |
|--------------|-------------|-----------------|---------------|--------------|------------|----------|------------|
| 8/31 | Elon | 3-1-4 | 0-0 | 0-0 | 0-0 | 1 | 0-0 |
| 9/9 | Vandy | 3-2-5 | 0-0 | 0-0 | 0-0 | 0 | 0-0 |
| 9/16 | ODU | 2-7-9 | 2.0-9 | 1.0-6 | 0-0 | 0 | 0-0 |
| 9/23 | GT | 4-5-9 | 0.5-1 | 0-0 | 0-0 | 0 | 0-0 |
| 10/7 | Clemson | 4-4-8 | 1.0-1 | 0-0 | 0-0 | 0 | 0-0 |
| 10/14 | VT | 3-2-5 | 1.0-1 | 0-0 | 0-0 | 1 | 0-0 |
| 10/22 | Pitt | 1-3-4 | 0-0 | 0-0 | 0-0 | 0 | 0-0 |
| 10/28 | FSU | 0-0-0 | 0-0 | 0-0 | 0-0 | 0 | 0-0 |
| 11/2 | Duke | 0-7-7 | 0.5-0 | 0-0 | 0-0 | 0 | 0-0 |
| 11/11 | NCST | 7-7-14 | 2.0-2 | 0-0 | 0-0 | 0 | 0-0 |
| Total | 10-9 | 26-38-65 | 7.0-14 | 1.0-6 | 0-0 | 1 | 0-0 |

#26 QUINCY BRYANT

6-0, 224, R-So., Lilburn, Ga.

2022 (Redshirt Freshman)

Tallied a career-high eight tackles against Army.

2021 (Freshman)

Saw action in four games, making his collegiate debut against Old Dominion where he collected three tackles...Tallied five tackles overall...Also saw action against Norfolk State, Army and the Gator Bowl victory over Rutgers...Redshirted

Freshman:

Made his collegiate debut against Old Dominion where he collected three tackles.

High School:

Played for head coach Eric Godfree ... Helped lead the Panthers to a 7-3 record in 2020, a 12-2 season in 2019, and an 11-1 season in 2018 ... Bryant was awarded Player of the Game honors once in 2020 ... Racked up 116 total tackles for his career, including 26 tackles so far this season with six tackles for loss so far 2020 ... Tallied 69 tackles in the 2019 season, and 48 tackles in the 2018 season ...

Has recorded a sack each of the last two seasons ... Three-year captain for Parkview and earned four varsity letters ... Garnered All-Region and All-County honors following his sophomore and junior seasons and was named preseason All-State prior to the 2020 season ... Also earned three varsity letters in lacrosse and was a two-time All-Region honoree and once All-County selection.

Personal

Son of Stephanie Brown-Bryant and Preston Bryant.

BRYANT'S CAREER DEFENSIVE STATS

| | G-GS | S-A-Tot | TFL-Yds | Sk-Yds | Int-Yds | PBU | FF-FR |
|--------------|-------------|-----------------|--------------|--------------|------------|----------|------------|
| 2021 | 4-0 | 3-2-5 | 0-0 | 0-0 | 0-0 | 0 | 0-0 |
| 2022 | 12-0 | 10-10-20 | 0.5-2 | 0-0 | 0-0 | 0 | 0-0 |
| 2023 | 10-0 | 16-16-32 | 2.0-4 | 0.5-3 | 0-0 | 2 | 0-0 |
| Total | 26-0 | 29-28-57 | 3.5-9 | 0.5-3 | 1-6 | 2 | 0-0 |

BRYANT'S 2021 GAME-BY-GAME STATS

| Date | Opp. | S-A-Tot | TFL-Yds | Sk-Yds | Int-Yds | PBU | FF-FR |
|--------------|-------------|--------------|------------|------------|------------|----------|------------|
| 9/3 | ODU | 2-1-3 | 0-0 | 0-0 | 0-0 | 0 | 0-0 |
| 9/11 | Norfolk St. | 1-1-2 | 0-0 | 0-0 | 0-0 | 0 | 0-0 |
| 10/23 | Army | 0-0-0 | 0-0 | 0-0 | 0-0 | 0 | 0-0 |
| 12/31 | Rut | 0-0-0 | 0-0 | 0-0 | 0-0 | 0 | 0-0 |
| Total | 4-0 | 3-2-5 | 0-0 | 0-0 | 0-0 | 0 | 0-0 |

BRYANT'S 2022 GAME-BY-GAME STATS

| Date | Opp. | S-A-Tot | TFL-Yds | Sk-Yds | Int-Yds | PBU | FF-FR |
|--------------|-------------|-----------------|--------------|------------|------------|----------|------------|
| 9/1 | VMI | 2-1-3 | 0-0 | 0-0 | 0-0 | 0 | 0-0 |
| 9/10 | Vandy | 0-2-2 | 0-0 | 0-0 | 0-0 | 0 | 0-0 |
| 9/17 | LIB | 1-0-1 | 0-0 | 0-0 | 0-0 | 0 | 0-0 |
| 10/1 | FSU | -- | -- | -- | -- | -- | -- |
| 10/8 | Army | 4-4-8 | 0-0 | 0-0 | 0-0 | 0 | 0-0 |
| 10/22 | BC | 1-0-1 | 0-0 | 0-0 | 0-0 | 0 | 0-0 |
| 10/29 | LU | 0-1-1 | 0-0 | 0-0 | 0-0 | 0 | 0-0 |
| 11/5 | NCST | 0-1-1 | 0.5-2 | 0-0 | 0-0 | 0 | 0-0 |
| 11/12 | UNC | 1-1-2 | 0-0 | 0-0 | 0-0 | 0 | 0-0 |
| 11/19 | CUSE | -- | -- | -- | -- | -- | -- |
| 11/26 | Duke | 1-0-1 | 0-0 | 0-0 | 0-0 | 0 | 0-0 |
| 12/23 | Mizzou | 0-0-0 | 0-0 | 0-0 | 0-0 | 0 | 0-0 |
| Total | 12-0 | 10-10-20 | 0.5-2 | 0-0 | 0-0 | 0 | 0-0 |

BRYANT'S 2023 GAME-BY-GAME STATS

| Date | Opp. | S-A-Tot | TFL-Yds | Sk-Yds | Int-Yds | PBU | FF-FR |
|------|-------|---------|---------|--------|---------|-----|-------|
| 8/31 | Elon | 0-2-2 | 0.5-0 | 0-0 | 0-0 | 1 | 0-0 |
| 9/9 | Vandy | 0-2-2 | 0-0 | 0-0 | | | |

WAKE FOREST FOOTBALL

Duke ... Named scout team player of the Week vs Florida State.

High School

A team captain and three-star athlete by 247 and ESPN ... Ranked among the top 125 players in Georgia ... Played wide receiver and safety at St. Pius X ... Named the Region 8-4A Player of the Year as a senior ... Second team All-DeKalb County ... Played for Coach Paul Standard ... Helped the Golden Lions region championships in 2017 and 2018. ... Had 10 tackles, a tackle for loss, a forced fumble and a pass break-up in the first round win over Cedartown ... Had 13 stops in a win over North Oconee including two interceptions and an 84-yard pick-six ... Reached the Class 4A state semifinals in 2017 ... Named first team Region 8-4A as a junior with 100 tackles including 85 solos ... Honorable mention All-Region 8-4A as a sophomore in 2016 as he made 110 tackles including 87 solo stops ... Played basketball and helped the team reach the Class 4A state finals game against Upson Lee ... Averaged 12.3 points and 7.6 rebounds per game as a sophomore ... Has a 6-9 wingspan ... Completed in track where he cleared 6-0 in the high jump and 39-6.5 in the triple jump.

Personal

Son of Adrian and Nichole Ranson. Majoring in Health & Exercise Science.

RANSON'S CAREER DEFENSIVE STATS

| | G-GS | S-A-Tot | TFL-Yds | Sk-Yds | Int-Yds | PBU | FF-FR |
|--------------|-------------|----------------|------------|------------|------------|----------|------------|
| 2019 | 4-0 | 3-4-7 | 0-0 | 0-0 | 0-0 | 0 | 0-0 |
| 2020 | 5-0 | 0-0-0 | 0-0 | 0-0 | 0-0 | 0 | 0-0 |
| 2021 | 2-0 | 0-0-0 | 0-0 | 0-0 | 0-0 | 0 | 0-0 |
| 2022 | 10-0 | 2-7-0 | 0-0 | 0-0 | 0-0 | 0 | 0-0 |
| 2023 | 10-0 | 0-1-1 | 0-0 | 0-0 | 0-0 | 0 | 0-0 |
| Total | 31-0 | 5-12-17 | 0-0 | 0-0 | 0-0 | 0 | 0-0 |

RANSON'S 2019 GAME-BY-GAME STATS

| Date | Opp. | S-A-Tot | TFL-Yds | Sk-Yds | Int-Yds | PBU | FF-FR |
|--------------|------------|--------------|------------|------------|------------|----------|------------|
| 9/21 | Elon | 2-1-3 | 0-0 | 0-0 | 0-0 | 0 | 0-0 |
| 11/23 | Duke | 0-1-1 | 0-0 | 0-0 | 0-0 | 0 | 0-0 |
| 11/30 | Syracuse | 0-1-1 | 0-0 | 0-0 | 0-0 | 0 | 0-0 |
| 12/27 | MSU | 1-1-2 | 0-0 | 0-0 | 0-0 | 0 | 0-0 |
| Total | 4-0 | 3-4-7 | 0-0 | 0-0 | 0-0 | 0 | 0-0 |

RANSON'S 2020 GAME-BY-GAME STATS

| Date | Opp. | S-A-Tot | TFL-Yds | Sk-Yds | Int-Yds | PBU | FF-FR |
|--------------|------------|--------------|------------|------------|------------|----------|------------|
| 9/11 | Norf. St. | -- | -- | -- | -- | -- | -- |
| 9/24 | UVA | -- | -- | -- | -- | -- | -- |
| Total | 4-0 | 3-4-7 | 0-0 | 0-0 | 0-0 | 0 | 0-0 |

RANSON'S 2021 GAME-BY-GAME STATS

| Date | Opp. | S-A-Tot | TFL-Yds | Sk-Yds | Int-Yds | PBU | FF-FR |
|--------------|------------|--------------|------------|------------|------------|----------|------------|
| 9/21 | Elon | 2-1-3 | 0-0 | 0-0 | 0-0 | 0 | 0-0 |
| 11/23 | Duke | 0-1-1 | 0-0 | 0-0 | 0-0 | 0 | 0-0 |
| 11/30 | Syracuse | 0-1-1 | 0-0 | 0-0 | 0-0 | 0 | 0-0 |
| 12/27 | MSU | 1-1-2 | 0-0 | 0-0 | 0-0 | 0 | 0-0 |
| Total | 4-0 | 3-4-7 | 0-0 | 0-0 | 0-0 | 0 | 0-0 |

RANSON'S 2022 GAME-BY-GAME STATS

| Date | Opp. | S-A-Tot | TFL-Yds | Sk-Yds | Int-Yds | PBU | FF-FR |
|--------------|-------------|----------------|------------|------------|------------|----------|------------|
| 9/1 | VMI | 1-0-1 | 0-0 | 0-0 | 0-0 | 0 | 0-0 |
| 9/10 | Vanderbilt | 0-0-0 | 0-0 | 0-0 | 0-0 | 0 | 0-0 |
| 10/6 | Army | 0-4-4 | 0-0 | 0-0 | 0-0 | 0 | 0-0 |
| 10/22 | BC | 0-1-1 | 0-0 | 0-0 | 0-0 | 0 | 0-0 |
| 10/29 | Lou | 0-0-0 | 0-0 | 0-0 | 0-0 | 0 | 0-0 |
| 11/5 | NCST | 0-0-0 | 0-0 | 0-0 | 0-0 | 0 | 0-0 |
| 11/12 | UNC | 0-0-0 | 0-0 | 0-0 | 0-0 | 0 | 0-0 |
| 11/19 | Syracuse | 0-2-2 | 0-0 | 0-0 | 0-0 | 0 | 0-0 |
| 11/26 | Duke | 0-0-0 | 0-0 | 0-0 | 0-0 | 0 | 0-0 |
| 12/23 | Missouri | 1-0-1 | 0-0 | 0-0 | 0-0 | 0 | 0-0 |
| Total | 10-0 | 5-11-16 | 0-0 | 0-0 | 0-0 | 0 | 0-0 |

RANSON'S 2023 GAME-BY-GAME STATS

| Date | Opp. | S-A-Tot | TFL-Yds | Sk-Yds | Int-Yds | PBU | FF-FR |
|-------|---------|---------|---------|--------|---------|-----|-------|
| 8/31 | Elon | 0-1-1 | 0-0 | 0-0 | 0-0 | 0 | 0-0 |
| 9/9 | Vandy | 0-0-0 | 0-0 | 0-0 | 0-0 | 0 | 0-0 |
| 9/16 | ODU | 0-0-0 | 0-0 | 0-0 | 0-0 | 0 | 0-0 |
| 10/7 | Clemson | 0-0-0 | 0-0 | 0-0 | 0-0 | 0 | 0-0 |
| 10/14 | VT | 0-0-0 | 0-0 | 0-0 | 0-0 | 0 | 0-0 |
| 10/22 | Pitt | 0-0-0 | 0-0 | 0-0 | 0-0 | 0 | 0-0 |
| 10/28 | FSU | 0-0-0 | 0-0 | 0-0 | 0-0 | 0 | 0-0 |
| 11/2 | Duke | 0-0-0 | 0-0 | 0-0 | 0-0 | 0 | 0-0 |

| 11/11 | NCST | 0-0-0 | 0-0 | 0-0 | 0-0 | 0 | 0-0 |
|--------------|-------------|--------------|--------------|------------|------------|----------|------------|
| Total | 10-0 | 7-8-0 | 0-1-1 | 0-0 | 0-0 | 0 | 0-0 |

#39 AIDEN HALL 6-2, 217, Fr., Pleasant Grove, Al.

High School

During his senior season in 2022, Hall totaled 143 tackles while also recording 21.0 tackles for loss, 5.0 pass break ups and 2.0 sacks... Also played running back scoring 5 touchdowns... Helped his high school reach the semifinals of the AHSAA state playoffs... Set to participate in the AHSAA North South All-Star Game... Tallied 112 total tackles, 24.0 tackles for loss, two interceptions and two sacks as a junior.

Personal

Son of Sophronia (mother) and Keith (father) Hall ... Born Oct. 8, 2004

HALL'S CAREER DEFENSIVE STATS

| | G-GS | S-A-Tot | TFL-Yds | Sk-Yds | Int-Yds | PBU | FF-FR |
|--------------|-------------|----------------|--------------|--------------|------------|----------|------------|
| 2023 | 10-0 | 12-5-17 | 2.0-2 | 1.0-0 | 0-0 | 2 | 1-0 |
| Total | 10-0 | 12-5-17 | 2.0-2 | 1.0-0 | 0-0 | 2 | 1-0 |

HALL'S 2023 GAME-BY-GAME STATS

| Date | Opp. | S-A-Tot | TFL-Yds | Sk-Yds | Int-Yds | PBU | FF-FR |
|--------------|-------------|----------------|--------------|--------------|------------|----------|------------|
| 8/31 | Elon | 2-3-5 | 1.0-0 | 1.0-0 | 0-0 | 1 | 0-0 |
| 9/9 | Vandy | 0-0-0 | 0-0 | 0-0 | 0-0 | 0 | 0-0 |
| 9/16 | ODU | 1-0-1 | 0-0 | 0-0 | 0-0 | 0 | 0-0 |
| 9/23 | GT | 0-0-0 | 0-0 | 0-0 | 0-0 | 0 | 0-0 |
| 10/7 | Clemson | 0-0-0 | 0-0 | 0-0 | 0-0 | 0 | 0-0 |
| 10/14 | VT | 0-0-0 | 0-0 | 0-0 | 0-0 | 0 | 0-0 |
| 10/22 | Pitt | 0-1-1 | 0.5-1 | 0-0 | 0-0 | 1 | 0-0 |
| 10/28 | FSU | 5-1-6 | 0.5-1 | 0-0 | 0-0 | 0 | 0-0 |
| 11/2 | Duke | 0-0-0 | 0-0 | 0-0 | 0-0 | 0 | 0-0 |
| 11/11 | NCST | 4-0-4 | 0-0 | 0-0 | 0-0 | 0 | 1-0 |
| Total | 10-0 | 12-5-17 | 2.0-2 | 1.0-0 | 0-0 | 2 | 1-0 |

#40 JACOB ROBERTS 6-1, 233, Sr., Charlotte, N.C.

Prior to Wake Forest

Named FCS Freshman All-American in 2019 and FCS Sophomore All-American in 2021... Over the course of his career, he totaled 218 tackles including 29.5 tackles for loss to go along with 9.5 sacks, five interceptions, six blocked kicks and 10 pass deflections in 32 career games... Garnered Celebration Bowl Defensive MVP honors in 2019 after leading the Aggies to a win over Alcorn State in Atlanta... Earned second-team all-conference honors in the MEAC in 2019 before being named second-team in the Big South in 2021

2022: Earned Second Team All-Big South honors from the league, coaches and media... Played in all 11 games at linebacker, finishing the season with 72 total tackles including 43 solo tackles while also recording 5.5 tackles for loss, two interceptions, five pass deflections, two blocked kicks and a fumble recovery... Tallied double-digit tackles in three games this season including a season-high 13 tackles against N.C. Central in the season opener... Grabbed interceptions in wins over Campbell and Norfolk State, returning both for touchdowns... Blocked kicks in wins over Edward Waters and South Carolina State... Posted tackles for loss in eight of the last nine games.

2021: He played in 11 games with 10 starts... Had a team-leading 84 tackles (38 unassisted), 12 tackles for loss and five sacks... Also blocked four kicks, intercepted one pass and had one pass breakup... Led the nation in blocked kicks... Ranked seventh in the Big South in sacks per game (0.45) and tackles for loss per game (1.1), and ranked sixth in total tackles... Earned second-team All-Big South accolades during his first year playing in the league... Recorded double-digit tackles four times during the season... Ranked second in the conference in tackles per game (5.0) among linebackers... Had breakout games against North Alabama (Oct. 9) and Kennesaw State (Oct. 16)... Posted 12 tackles and one tackle for loss in the Aggies 38-34 win over the Lions before racking up 16 tackles against the Owls in a 14-0 loss... Had an incredible showing against Charleston Southern on Nov. 6 when he recorded 11 tackles, 3 1/2 tackles for loss and three sacks in the Aggies 21-18 road win... Added another 10 tackles (seven unassisted) in the Aggies 27-17 win at S.C. State on Nov. 13.

2020: The COVID-19 pandemic forced the cancelation of the season.

2019: Played in 10 games with three starts for the Aggies... Made 62 tackles (38 unassisted), 12 tackles for loss, 4.5 sacks, two interceptions, one pass breakup and three pass defenses... Finished the season tied for the team lead in tackles for loss and was third on the

team in tackles... Ranked 14th in the conference in tackles per game (6.2), 13th in sacks per game (0.45) and seventh in tackles for loss per game (1.20)... Nationally, he ranked 49th in FCS play in tackles for loss per game... At season's end, earned second-team All-MEAC honors and HERO Sports first-team freshman All-America... Was also named Celebration Bowl Defensive MVP after making six tackles (three unassisted) and picking off one pass in the Aggies 64-44 win over Alcorn State at Atlanta's Mercedes-Benz Stadium on Dec. 21... Had a breakout game in the Aggies 64-6 win over Howard University when he made 15 tackles (10 unassisted), six tackles for loss and three sacks on Oct. 26... Roberts earned MEAC rookie of the week and defensive player of the week honors after the Howard win.

High School

Played high school football at powerhouse Mallard Creek... Led Mallard Creek to the state title as a junior, starting every playoff game for the Mavericks... Led the Mavericks in tackles and interceptions as a senior, earning first-team all-conference honors... Also made the Charlotte Observer's all-area team... Earned an invitation to play in the Shrine Bowl as a senior, where the top prep players from North Carolina play the top prep players from South Carolina.

ROBERTS' CAREER DEFENSIVE STATS

| | G-GS | S-A-Tot | TFL-Yds | Sk-Yds | Int-Yds | PBU | FF-FR |
|--------------|------------------|--------------------|-----------------|------------|--------------|----------|------------|
| 2019 | 10-3 | 38-24-62 | 12-48 | 4.5-22 | 2-40 | 1 | 0-0 |
| 2021 | 11-10 | 39-46-84 | 12-43 | 5-31 | 1-1 | 1 | 0-0 |
| 2022 | 11-11 | 43-29-72 | 5.5-11 | 0-0 | 2-61 | 3 | 0-1 |
| 2023 | 10-7 | 29-40-69 | 10.0-49 | 7.0-41 | 0-0 | 1 | 1-0 |
| Total | 42-311149 | 133-28739.5 | 15-116.5 | 9.4 | 2-102 | 7 | 1-1 |

ROBERTS' 2019 GAME-BY-GAME STATS

| Date | Opp. | S-A-Tot | TFL-Yds | Sk-Yds | Int-Yds | PBU | FF-FR |
|--------------|-------------|-----------------|----------------|---------------|-------------|----------|------------|
| 9/7 | Duke | 2-5-7 | 0-0 | 0-0 | 0-0 | 0 | 0-0 |
| 9/14 | CSU | 2-1-3 | 0-0 | 0-0 | 0-0 | 1 | 0-0 |
| 9/26 | DSU | 3-1-4 | 1.0-12 | 0-0 | 0-0 | 0 | 0-0 |
| 10/5 | Norf. St. | 5-3-8 | 1.0-2 | 0-0 | 1-12 | 0 | 0-0 |
| 10/20 | Fla. A&M | 4-4-8 | 0-0 | 0-0 | 0-0 | 0 | 0-0 |
| 10/26 | Howard | 10-5-15 | 6.0-19 | 3.0-15 | 0-0 | 0 | 0-0 |
| 11/2 | SCST | 2-1-3 | 1.0-6 | 1.0-6 | 0-0 | 0 | 0-0 |
| 11/16 | BCU | 2-0-2 | 0-0 | 0-0 | 0-0 | 0 | 0-0 |
| 11/23 | NCCU | 5-1-6 | 2.5-8 | 0.5-1 | 0-0 | 0 | 0-0 |
| 12/21 | ALLN | 3-3-6 | 0.5-1 | 0-0 | 1-28 | 0 | 0-0 |
| Total | 10-3 | 38-24-62 | 12.0-48 | 4.5-22 | 2-40 | 1 | 0-0 |

ROBERTS' 2021 GAME-BY-GAME STATS

| Date | Opp. | S-A-Tot | TFL-Yds | Sk-Yds | Int-Yds | PBU | FF-FR |
|--------------|---------------|-----------------|----------------|---------------|------------|----------|------------|
| 9/4 | Furman | 2-1-3 | 0-0 | 0-0 | 0-0 | 0 | 0-0 |
| 9/10 | Duke | 2-6-8 | 0-0 | 0-0 | 0-0 | 0 | 0-0 |
| 9/25 | NC Central | 3-1-4 | 0-0 | 0-0 | 0-0 | 1 | 0-0 |
| 10/2 | Robert Morris | 1-4-5 | 1.5-3 | 0-0 | 1-1 | 0 | 0-0 |
| 10/9 | UNA | 3-9-12 | 1.0-2 | 0-0 | 0-0 | 0 | 0-0 |
| 10/16 | Kenn. St. | 3-9-12 | 1.0-2 | 0-0 | 0-0 | 0 | 0-0 |
| 10/23 | Hampton | 8-8-16 | 0.5-0 | 0-0 | 0-0 | 0 | 0-0 |
| 10/30 | Monmouth | 2-0-2 | 2.0-4 | 0-0 | 0-0 | 0 | 0-0 |
| 11/6 | CSU | 3-5-8 | 3.0-23 | 2.0-8 | 0-0 | 0 | 0-0 |
| 11/13 | SCSU | 6-5-11 | 3.5-23 | 3.0-23 | 0-0 | 0 | 0-0 |
| 11/20 | Gardner-W | 7-3-10 | 0-0 | 0-0 | 0-0 | 0 | 0-0 |
| Total | 11-10 | 38-46-84 | 12.0-43 | 5.0-31 | 1-1 | 1 | 0-0 |

ROBERTS' 2022 GAME-BY-GAME STATS

| Date | Opp. | S-A-Tot | TFL-Yds | Sk-Yds | Int-Yds | PBU | FF-FR |
|--------------|---------------|-----------------|---------------|------------|-------------|----------|-------|
| 9/3 | NC Central | 5-8-13 | 0-0 | 0-0 | 0-0 | 0 | 0-0 |
| 9/10 | NDSU | 2-3-5 | 0-0 | 0-0 | 0-0 | 1 | 0-0 |
| 9/17 | Duke | 0-3-3 | 0-0 | 0-0 | 0-0 | 0 | 0-0 |
| 9/24 | SCST | 4-1-5 | 0.5-2 | 0-0 | 0-0 | 1 | 0-0 |
| 10/1 | Bryant | 4-2-6 | 0.5-1 | 0-0 | 0-0 | 0 | 0-1 |
| 10/15 | Ed. Waters | 1-4-5 | 1.0-1 | 0-0 | 0-0 | 0 | 0-0 |
| 10/22 | Robert Morris | 3-1-4 | 0-0 | 0-0 | 0-0 | 0 | 0-0 |
| 10/29 | Campbell | 2-0-2 | 1.0-2 | 0-0 | 1-39 | 0 | 0-0 |
| 11/5 | Norf. St. | 9-3-12 | 1.0-1 | 0-0 | 1-22 | 1 | 0-0 |
| 11/12 | CSU | 5-2-7 | 0.5-1 | 0-0 | 0-0 | 0 | 0-0 |
| 11/19 | Gardner-W | 8-2-10 | 1.0-3 | 0-0 | 0-0 | 0 | 0-0 |
| Total | 11-11 | 43-29-72 | 5.5-11 | 0-0 | 2-61 | 3 | < |

WAKE FOREST FOOTBALL

| | | | | | | | |
|--------------|-------------|-----------------|----------------|---------------|------------|----------|------------|
| 10/22 | Pitt | 3-6-9 | 1-0-3 | 0-0 | 0-0 | 1 | 0-0 |
| 10/28 | FSU | 2-0-2 | 0-0 | 0-0 | 0-0 | 0 | 0-0 |
| 11/2 | Duke | 4-1-5 | 1.5-2 | 0-0 | 0-0 | 1 | 0-0 |
| 11/11 | NCST | 3-4-7 | 1.0-1 | 1.0-1 | 0-0 | 0 | 0-0 |
| Total | 10-7 | 29-40-69 | 10.0-49 | 7.0-41 | 0-0 | 3 | 1-0 |

DEFENSIVE BACKS #0 BRENDON HARRIS

6-1, 208, R-Sr., Chattanooga, Tn.

2023

Named to the ACC All-Academic Team...Saw action in 12 games at safety and on special teams, helping lead the team to its seventh consecutive bowl game and back-to-back bowl wins with a victory over Missouri in the Gasparilla Bowl...Tallied 20 total tackles including 13 solo tackles while also notching an interception and pass deflection...Sealed the Senior Night victory over Syracuse with a 36-yard pick six, his first collegiate interception and first defensive touchdown...Recorded at least one tackle in eight games while having five games with multiple tackles...Notched a season-best six tackles against North Carolina.

Prior to Wake Forest

Senior (2021)

Played in all 12 games for Vanderbilt, the most in his four seasons with the Commodores...Tallied 34 total tackles including 23 solo tackles...Recorded a season-high five tackles in the regular-season finale against Tennessee while also having five tackles against South Carolina...Totaled four or more tackles in six games including a tackle for loss against South Carolina...Posted pass deflections in back-to-back games against Colorado State and Stanford

Junior (2020)

Played in seven games including starts against Kentucky, Missouri and Tennessee...Recorded 42 tackles (fifth-most on team), 1.0 tackle for loss, one forced fumble and three pass breakups...Tallied eight or more tackles three times, including a pair of double-digit performances...Netted first career forced fumble against South Carolina...Had 1.0 tackle for loss against Ole Miss...Totaled eight tackles at Kentucky...Recorded 10 tackles at Mississippi State...Tallied 10 tackles vs. Tennessee

Sophomore (2019)

Appeared in 11 games, starting at safety against Ole Miss, UNLV and Kentucky...Finished fourth on team in tackles (51) and solo stops (32)...Posted five-plus tackles in six contests...Recorded a tackle for loss and eight stops against LSU...Tallied season-high nine tackles versus UNLV...Ended with seven stops in consecutive games versus Northern Illinois and Ole Miss.

Freshman (2018)

Played in four games...One of 12 true freshmen to see action for the Commodores

Personal

Son of Felicia and Dayton Harris...One older sister, Taylor...Prepped at Baylor School (Tenn)...Four-star prospect by Rivals and 247Sports...Ranked in ESPN 300...Varsity letters in football, basketball and track...Team captain as senior...Totaled 78 tackles, 890 rushing yards, 14 touchdowns as senior...Finished as a 2017 Division II Mr. Football semifinalist...Earned 2017 All-State and 2017 All-Region honors...Ended 2016 with All-Region honors...Majored in medicine, health and society at Vanderbilt...Born in Chattanooga, Tenn.

HARRIS' CAREER DEFENSIVE STATS

| | G-GS | S-A-Tot | TFL-Yds | Sk-Yds | Int-Yds | PBU | FF-FR |
|--------------|--|--------------|----------|------------|---------|-----|-------|
| 2018 | 5-0 | 1-0-0 | 0-0 | 0-0 | 0-0 | 0 | 0-0 |
| 2019 | 11-3 | 32-19-51 | 1-0 | 0-0 | 0-0 | 2 | 0-0 |
| 2020 | 7-3 | 26-16-42 | 1-0 | 0-0 | 2-61 | 3 | 1-0 |
| 2021 | 12-0 | 23-11-34 | 0.5-0 | 0-0 | 0-0 | 2 | 0-0 |
| 2022 | 12-0 | 13-7-20 | 0-0 | 0-0 | 1-36 | 0 | 0-0 |
| 2023 | 3-0 | 0-1-1 | 0-0 | 0-0 | 0-0 | 0 | 0-1 |
| Total | 35-24-119-100-21929.5-1029.5-53 | 2-102 | 5 | 1-1 | | | |

HARRIS' 2018 GAME-BY-GAME STATS

| Date | Opp. | S-A-Tot | TFL-Yds | Sk-Yds | Int-Yds | PBU | FF-FR |
|--------------|------------|--------------|------------|------------|------------|----------|------------|
| 9/8 | Nevada | 0-0-0 | 0-0 | 0-0 | 0-0 | 0 | 0-0 |
| 11/10 | Mizzou | 1-0-0 | 0-0 | 0-0 | 0-0 | 0 | 0-0 |
| 11/17 | Ole Miss | 0-0-0 | 0-0 | 0-0 | 0-0 | 0 | 0-0 |
| 11/24 | Tenn. | 0-0-0 | 0-0 | 0-0 | 0-0 | 0 | 0-0 |
| 12/27 | Baylor | 0-0-0 | 0-0 | 0-0 | 0-0 | 0 | 0-0 |
| Total | 5-0 | 0-1-0 | 0-0 | 0-0 | 0-0 | 0 | 0-0 |

HARRIS' 2019 GAME-BY-GAME STATS

| Date | Opp. | S-A-Tot | TFL-Yds | Sk-Yds | Int-Yds | PBU | FF-FR |
|------|---------|---------|---------|--------|---------|-----|-------|
| 8/31 | Georgia | 2-3-5 | 0-0 | 0-0 | 0-0 | 0 | 0-0 |
| 9/7 | Purdue | 1-1-2 | 0-0 | 0-0 | 0-0 | 0 | 0-0 |
| 9/21 | LSU | 5-3-8 | 1-0 | 0-0 | 0-0 | 0 | 0-0 |

| | | | | | | | |
|--------------|-------------|-----------------|------------|------------|------------|----------|------------|
| 9/28 | NIU | 5-2-7 | 0-0 | 0-0 | 0-0 | 0 | 0-0 |
| 10/5 | Ole Miss | 4-3-7 | 0-0 | 0-0 | 0-0 | 2 | 0-0 |
| 10/12 | UNLV | 7-2-9 | 0-0 | 0-0 | 0-0 | 0 | 0-0 |
| 10/19 | Mizzou | 2-1-3 | 0-0 | 0-0 | 0-0 | 0 | 0-0 |
| 11/2 | SC | 0-0-0 | 0-0 | 0-0 | 0-0 | 0 | 0-0 |
| 11/9 | UF | 1-2-3 | 0-0 | 0-0 | 0-0 | 0 | 0-0 |
| 11/16 | UK | 5-2-7 | 0-0 | 0-0 | 0-0 | 0 | 0-0 |
| Total | 11-3 | 32-19-51 | 1-0 | 0-0 | 0-0 | 2 | 0-0 |

HARRIS' 2020 GAME-BY-GAME STATS

| Date | Opp. | S-A-Tot | TFL-Yds | Sk-Yds | Int-Yds | PBU | FF-FR |
|--------------|------------|-----------------|------------|------------|------------|----------|------------|
| 10/10 | SC | 1-0-1 | 0-0 | 0-0 | 0-0 | 0 | 1-0 |
| 10/31 | Ole Miss | 2-3-5 | 1-0 | 0-0 | 0-0 | 0 | 0-0 |
| 11/7 | Miss. St. | 5-5-10 | 1-0 | 0-0 | 0-0 | 2 | 0-0 |
| 11/14 | UK | 3-5-8 | 0-0 | 0-0 | 0-0 | 0 | 0-0 |
| 11/21 | UF | 2-0-2 | 0-0 | 0-0 | 0-0 | 1 | 0-0 |
| 11/28 | Mizzou | 5-1-6 | 0-0 | 0-0 | 0-0 | 0 | 0-0 |
| 12/12 | Tenn. | 8-2-10 | 0-0 | 0-0 | 0-0 | 0 | 0-0 |
| Total | 7-3 | 26-16-42 | 1-0 | 0-0 | 0-0 | 3 | 0-0 |

HARRIS' 2021 GAME-BY-GAME STATS

| Date | Opp. | S-A-Tot | TFL-Yds | Sk-Yds | Int-Yds | PBU | FF-FR |
|--------------|-------------|-----------------|-------------|------------|------------|----------|------------|
| 9/4 | ETSU | 1-0-1 | 0-0 | 0-0 | 0-0 | 0 | 0-0 |
| 9/11 | CSU | 1-0-1 | 0-0 | 0-0 | 0-0 | 1 | 0-0 |
| 9/18 | Stanford | 2-1-3 | 0-0 | 0-0 | 0-0 | 1 | 0-0 |
| 9/25 | Georgia | 2-2-4 | 0-0 | 0-0 | 0-0 | 0 | 0-0 |
| 10/2 | UConn | 3-1-4 | 0-0 | 0-0 | 0-0 | 0 | 0-0 |
| 10/9 | UF | 1-0-1 | 0-0 | 0-0 | 0-0 | 0 | 0-0 |
| 10/16 | SC | 3-2-5 | 0.5-0 | 0-0 | 0-0 | 0 | 0-0 |
| 10/23 | Miss. St. | 1-0-1 | 0-0 | 0-0 | 0-0 | 0 | 0-0 |
| 10/30 | Mizzou | 4-0-4 | 0-0 | 0-0 | 0-0 | 0 | 0-0 |
| 11/13 | UK | 1-0-1 | 0-0 | 0-0 | 0-0 | 0 | 0-0 |
| 11/20 | Ole Miss | 2-2-4 | 0-0 | 0-0 | 0-0 | 0 | 0-0 |
| 11/27 | Tenn. | 4-1-5 | 0-0 | 0-0 | 0-0 | 0 | 0-0 |
| Total | 12-0 | 23-11-34 | .5-0 | 0-0 | 0-0 | 2 | 0-0 |

HARRIS' 2022 GAME-BY-GAME STATS

| Date | Opp. | S-A-Tot | TFL-Yds | Sk-Yds | Int-Yds | PBU | FF-FR |
|--------------|-------------|----------------|------------|------------|-------------|----------|------------|
| 9/1 | VMI | 3-1-4 | 0-0 | 0-0 | 0-0 | 0 | 0-0 |
| 9/10 | Vanderbilt | 1-0-1 | 0-0 | 0-0 | 0-0 | 0 | 0-0 |
| 9/17 | Liberty | 2-0-2 | 0-0 | 0-0 | 0-0 | 0 | 0-0 |
| 10/1 | FSU | 0-0-0 | 0-0 | 0-0 | 0-0 | 0 | 0-0 |
| 10/8 | Army | 1-0-1 | 0-0 | 0-0 | 0-0 | 0 | 0-0 |
| 10/22 | BC | 0-0-0 | 0-0 | 0-0 | 0-0 | 0 | 0-0 |
| 10/29 | Lou | 3-0-3 | 0.5-0 | 0-0 | 0-0 | 0 | 0-0 |
| 11/5 | NCST | 0-0-0 | 0-0 | 0-0 | 0-0 | 0 | 0-0 |
| 11/12 | UNC | 2-4-6 | 0-0 | 0-0 | 0-0 | 0 | 0-0 |
| 11/19 | Syracuse | 1-1-2 | 0-0 | 0-0 | 1-36 | 0 | 0-0 |
| 11/26 | Duke | 0-1-1 | 0-0 | 0-0 | 0-0 | 0 | 0-0 |
| 12/23 | Mizzou | 4-1-5 | 0-0 | 0-0 | 0-0 | 0 | 0-0 |
| Total | 12-0 | 13-7-20 | 0-0 | 0-0 | 1-36 | 0 | 0-0 |

HARRIS' 2023 GAME-BY-GAME STATS

| Date | Opp. | S-A-Tot | TFL-Yds | Sk-Yds | Int-Yds | PBU | FF-FR |
|--------------|------------|--------------|------------|------------|------------|----------|------------|
| 8/31 | Elon | 0-1-1 | 0-0 | 0-0 | 0-0 | 0 | 0-0 |
| 9/9 | Vandy | 0-0-0 | 0-0 | 0-0 | 0-0 | 0 | 0-1 |
| 10/28 | FSU | 0-0-0 | 0-0 | 0-0 | 0-0 | 0 | 0-0 |
| Total | 3-0 | 0-1-1 | 0-0 | 0-0 | 0-0 | 0 | 0-1 |

#1 CAELEN CARSON

6-0, 195, Jr., Waldorf, Md.

2022 (Redshirt Sophomore)

Started eight games at running back, helping lead the team to its seventh consecutive bowl game and back-to-back bowl wins with a victory over Missouri in the Gasparilla Bowl...Posted 22 total tackles including 18 solo tackles while having 1.0 tackles for loss and seven pass breakups...Played his best game of the season against Missouri, tying his career-high with seven tackles including six solo tackles and a pair of pass deflections in the bowl win...Recorded at least one tackle in seven of eight games played...Posted five tackles each against Duke and Louisville...Tallied multiple pass breakups in the victory over Liberty in week three...Member of the All-ACC Academic Team.

2021 (Redshirt Freshman)

Appeared in nine games during the historic 2021 season including ACC Atlantic and Gator Bowl titles...Finished the season with 31 total tackles including 26 solo tackles while also having seven pass breakups, two interceptions and a fumble recovery...Recorded an interception in two

straight games against Norfolk State and Florida State...Recorded a career high seven tackles two times at Virginia and at Army...Ended the season with 518 games played including season high tying 81 plays against Syracuse and Army.

2020 (True Freshman)

Made collegiate debut at NC State (9/19), totaling two tackles...Picked off first career pass vs Virginia (10/17)...Racked up 22 tackles on the season, along with a fumble recovery...Earned his first varsity letter.

High School

First team All-Southern Maryland selection...Had three interceptions, eight passes broken-up and 40 tackles for North Point...Scored three touchdowns...Named a Southern Maryland Athletic Conference All-Star...Had touchdowns of 26 and 65 yards vs. Arundel as a wide receiver...Had three tackles and a pass deflected in a second round playoff win over Oxon Hill...Two-year letterman for Coach Tom Petre...Also lettered in basketball as a small forward and ran track...In 2018, had an interception and 13 PBUs to go with 52 tackles and three touchdowns...Helped the Eagles reach the Maryland Class 4A state championship game with a 13-1 record...Caught a 36-yard TD pass in the state championship game against Quince Orchard while recording three receptions for 69 yards and six tackles.

Personal

Son of Latasha Owens and Benjamin Carson...Born March 3, 2002...Goes by "Los."

CARSON'S CAREER DEFENSIVE STATS

| | G-GS | S-A-Tot | TFL-Yds | Sk-Yds | Int-Yds | PBU | FF-FR |
|--------------|--------------|-----------------------|------------|------------|-------------|-----------|------------|
| 2020 | 8-6 | 19-6-25 | 0-0 | 0-0 | 1-0 | 4 | 1-0 |
| 2021 | 9-8 | 26-5-31 | 0-0 | 0-0 | 2-30 | 7 | 0-1 |
| 2022 | 8-8 | 18-4-22 | 1.0-1 | 0-0 | 0-0 | 7 | 0-0 |
| 2023 | 10-10 | 12-7-39 | 1.0-2 | 0-0 | 0-0 | 6 | 1-1 |
| Total | 35-32 | 86-27-1132.5-5 | 0-0 | 0-0 | 3-30 | 27 | 2-2 |

CARSON'S 2020 GAME-BY-GAME STATS

| Date | Opp. | S-A-Tot | TFL-Yds | Sk-Yds | Int-Yds | PBU | FF-FR |
|--------------|------------|----------------|------------|------------|------------|----------|------------|
| 9/12 | Clem | -- | -- | -- | -- | -- | -- |
| 9/19 | NCST | 1-1-2 | 0-0 | 0-0 | 0-0 | 0 | 0-0 |
| 10/2 | Camp | 0-1-1 | -- | -- | -- | -- | -- |
| 10/17 | UVA | 3-3-6 | -- | -- | 1-0 | 1 | -- |
| 10/24 | VT | 1-0-1 | -- | -- | -- | 1 | 1-0 |
| 10/31 | Syr | 3-0-3 | -- | -- | -- | 1 | -- |
| 11/14 | UNC | 5-1-6 | -- | -- | -- | 1 | -- |
| 12/12 | UL | 3-0-3 | -- | -- | -- | -- | -- |
| 12/30 | Wisc | 3-0-3 | 0-0 | 0-0 | 0-0 | 0-0 | 0-0 |
| Total | 9-6 | 19-6-25 | 0-0 | 0-0 | 1-0 | 4 | 1-0 |

CARSON'S 2021 GAME-BY-GAME STATS

| Date | Opp. | S-A-Tot | TFL-Yds | Sk-Yds | Int-Yds | PBU | FF-FR |
|--------------|-------------|----------------|------------|------------|-------------|----------|------------|
| 9/3 | ODU | 1-0-1 | 0-0 | 0-0 | 0-0 | 0 | 0-0 |
| 9/11 | Norfolk St. | 1-0-1 | 0-0 | 0-0 | 1-30 | 1 | 0-0 |
| 9/18 | FSU | 2-1-3 | 0-0 | 0-0 | 1-0 | 2 | 0-1 |
| 9/25 | UVA | 6-1-7 | 0-0 | 0-0 | 0-0 | 2 | 0-0 |
| 10/2 | UL | 2-1-3 | 0-0 | 0-0 | 0-0 | 0 | 0-0 |
| 10/9 | Syracuse | 5-0-5 | 0-0 | 0-0 | 0-0 | 0 | 0-0 |
| 10/23 | Army | 6-1-7 | 0-0 | 0-0 | 0-0 | 0 | 0-0 |
| 10/30 | Duke | 2-1-3 | .5-2 | 0-0 | 0-0 | 0 | 0-0 |
| 11/6 | UNC | 1-0-1 | 0-0 | 0-0 | 0-0 | 0 | 0-0 |
| Total | 9-8 | 26-5-31 | 0-0 | 0-0 | 2-30 | 4 | 0-1 |

CARSON'S 2022 GAME-BY-GAME STATS

| Date | Opp. | S-A-Tot | TFL-Yds | Sk-Yds | Int-Yds | PBU | FF-FR |
|-------|-------|---------|---------|--------|---------|-----|-------|
| 9/3 | VMI | 1-1-2 | 0-0 | 0-0 | 0-0 | 1 | 0-0 |
| 9/10 | Vandy | 1-0-1 | 1.0-1 | 0-0 | 0-0 | 0 | 0-0 |
| 9/17 | LIB | -- | -- | -- | -- | 2 | -- |
| 10/29 | LU | 4-1-5 | 0-0 | 0-0 | 0-0 | 1 | 0-0 |
| 11/5 | NCST | 0-1-1 | 0-0 | 0-0 | 0-0 | 1 | 0-0 |
| 11/12 | | | | | | | |

| Date | Opp. | S-A-Tot | TFL-Yds | Sk-Yds | Int-Yds | PBU | FF-FR |
|--------------|--------------|-----------------|--------------|--------------|------------|----------|------------|
| 10/7 | Clemson | 4-0-4 | 0-0 | 0-0 | 0-0 | 0 | 0-0 |
| 10/14 | VT | 4-2-6 | 0-0 | 0-0 | 0-0 | 0 | 1-1 |
| 10/22 | Pitt | 2-0-2 | 0-0 | 0-0 | 0-0 | 2 | 0-0 |
| 10/28 | FSU | 4-1-5 | 0-0 | 0-0 | 0-0 | 1 | 0-0 |
| 11/2 | Duke | 4-1-5 | 1.0-2 | 0-0 | 0-0 | 0 | 0-0 |
| 11/11 | NCST | 1-1-2 | 0-0 | 0-0 | 0-0 | 1 | 0-0 |
| Total | 10-10 | 27-12-39 | 1.0-0 | 1.0-0 | 0-0 | 6 | 1-1 |

#3 MALIK MUSTAPHA 5-11, 207, Jr., Charlotte, N.C.

2022 (Sophomore)

Recorded five tackles, including a tackle for loss and a forced fumble, against Vanderbilt (9/10)... Set career-highs with 13 tackles and two sacks against Liberty... Led the secondary with seven tackles against #23 Florida State... Led the team with 10 tackles and 1.5 tackles for loss against Louisville.

2021 (Freshman)

Played in 13 games during the historic 2021 season that included ACC Atlantic Division and Gator Bowl titles... Finished the season with 37 total tackles including 28 solo tackles while also having 2.0 tackles for loss and two interceptions... Made his Wake Forest debut against Old Dominion where he tallied two unassisted tackles and one assisted tackle... Set a Wake Forest high with six tackles against NC State (11/13)... Posted interceptions in back-to-back games at Clemson and Boston College... Ended the year with 400 total snaps including a season-high 64 in a victory over No. 20 NC State

Prior to Wake Forest:

Appeared in four games for Richmond in 2020-21 season ... Tallied 17 tackles, including 13 unassisted ... Recorded a career-high five tackles against Elon.

High School:

Played for head coach Andy Capone at Weddington High School in Charlotte ... Led his team to a perfect 16-0 record in 2019 ... Helped the Warriors earn a state title in 2019, blocking a kick in the second half of the championship game ... Compiled 68 tackles as a senior, including 12 tackles for loss ... Also recorded five interceptions to go along with 16 pass breakups in his final prep year ... Was named First Team All-Conference as well as First Team All-State by the Associated Press.

MUSTAPHA'S CAREER DEFENSIVE STATS

| G-GS | S-A-Tot | TFL-Yds | Sk-Yds | Int-Yds | PBU | FF-FR |
|--------------|--------------|------------------|----------------|---------------|----------|------------|
| 2021 | 13-0 | 28-9-37 | 2.0-3 | 0-0 | 2-0 | 2 1-2 |
| 2022 | 10-10 | 32-26-58 | 8-32 | 3.5-25 | 0-0 | 3 2-0 |
| 2023 | 10-10 | 31-30-61 | 5.0-13 | 1-50 | 3 | 1-0 |
| Total | 33-20 | 91-65-156 | 15.0-48 | 4.5-75 | 8 | 4-2 |

MUSTAPHA'S 2021 GAME-BY-GAME STATS

| Date | Opp. | S-A-Tot | TFL-Yds | Sk-Yds | Int-Yds | PBU | FF-FR |
|--------------|-------------|----------------|--------------|------------|------------|----------|------------|
| 9/3 | ODU | 2-1-3 | 0-0 | 0-0 | 0-0 | 0 | 0-0 |
| 9/18 | FSU | 0-0-0 | 0-0 | 0-0 | 0-0 | 0 | 0-0 |
| 9/25 | UVA | 1-1-2 | 0-0 | 0-0 | 0-0 | 0 | 0-0 |
| 10/2 | UL | 0-1-1 | 0-0 | 0-0 | 0-0 | 0 | 0-0 |
| 10/9 | Syracuse | 5-0-5 | 0-0 | 0-0 | 0-0 | 0 | 0-0 |
| 10/23 | Army | 1-0-1 | 0-0 | 0-0 | 0-0 | 0 | 0-0 |
| 10/30 | Duke | 3-2-5 | 0-0 | 0-0 | 0-0 | 0 | 1-0 |
| 11/6 | UNC | 2-0-2 | 0-0 | 0-0 | 0-0 | 1 | 0-0 |
| 11/13 | NCST | 5-1-6 | 0-0 | 0-0 | 0-0 | 0 | 0-0 |
| 11/20 | Clem | 2-2-4 | 0-0 | 0-0 | 1-0 | 0 | 0-0 |
| 11/26 | BC | 4-0-4 | 2.0-3 | 0-0 | 1-0 | 0 | 0-1 |
| 12/4 | Pitt | 2-1-3 | 0-0 | 0-0 | 0-0 | 0 | 0-0 |
| 12/31 | Rut | 1-0-1 | 0-0 | 0-0 | 0-0 | 1 | 0-0 |
| Total | 13-0 | 28-9-38 | 2.0-3 | 0-0 | 2-0 | 4 | 1-2 |

MUSTAPHA'S 2022 GAME-BY-GAME STATS

| Date | Opp. | S-A-Tot | TFL-Yds | Sk-Yds | Int-Yds | PBU | FF-FR |
|--------------|--------------|-----------------|-------------|---------------|------------|----------|------------|
| 9/1 | VMI | 1-2-3 | 0-0 | 0-0 | 0-0 | 0 | 0-0 |
| 9/10 | Vandy | 5-0-5 | 1.0-1 | 0-0 | 0-0 | 0 | 1-0 |
| 9/17 | LIB | 7-6-13 | 2.0-12 | 2.0-12 | 0-0 | 0 | 1-0 |
| 9/24 | CLEM | 3-3-6 | 1.5-7 | 0.5-5 | 0-0 | 0 | 0-0 |
| 10/1 | FSU | 1-6-7 | 0-0 | 0-0 | 0-0 | 0 | 0-0 |
| 10/8 | Army | 0-1-1 | 0-0 | 0-0 | 0-0 | 1 | 0-0 |
| 10/22 | BC | 1-1-2 | 0-0 | 0-0 | 0-0 | 1 | 0-0 |
| 10/29 | LU | 7-3-10 | 1.5-2 | 0-0 | 0-0 | 0 | 0-0 |
| 11/5 | NCST | 4-1-5 | 1.0-8 | 1.0-8 | 0-0 | 0 | 0-0 |
| 12/23 | Mizzou | 3-3-6 | 1.0-2 | 0-0 | 0-0 | 1 | 0-0 |
| Total | 10-10 | 32-26-58 | 9-33 | 3.5-25 | 0-0 | 3 | 2-0 |

MUSTAPHA'S 2023 GAME-BY-GAME STATS

| Date | Opp. | S-A-Tot | TFL-Yds | Sk-Yds | Int-Yds | PBU | FF-FR |
|--------------|--------------|-----------------|---------------|--------------|-------------|----------|------------|
| 8/31 | Elon | 5-4-9 | 2.0-4 | 0-0 | 0-0 | 1 | 0-0 |
| 9/9 | Vandy | 1-1-2 | 0-0 | 0-0 | 1-50 | 0 | 0-0 |
| 9/16 | ODU | 0-2-2 | 0-0 | 0-0 | 0-0 | 0 | 0-0 |
| 9/23 | GT | 3-3-6 | 0-0 | 0-0 | 0-0 | 0 | 0-0 |
| 10/7 | Clemson | 8-1-9 | 0-0 | 0-0 | 0-0 | 0 | 0-0 |
| 10/14 | VT | 0-8-8 | 0.5-1 | 0.5-1 | 0-0 | 0 | 0-0 |
| 10/22 | Pitt | 3-2-5 | 0.5-1 | 0-0 | 0-0 | 1 | 0-0 |
| 10/28 | FSU | 3-0-3 | 1.0-4 | 0-0 | 0-0 | 1 | 0-0 |
| 11/2 | Duke | 3-8-11 | 0-0 | 0-0 | 0-0 | 0 | 0-0 |
| 11/11 | NCST | 5-1-6 | 1.0-3 | 0-0 | 0-0 | 0 | 1-0 |
| Total | 10-10 | 31-30-61 | 5.0-13 | 0.5-1 | 1-50 | 3 | 1-0 |

#7 AJ WILLIAMS

5-11, 200, R-Jr., Bamberg, S.C.

2022 (Redshirt Sophomore)

Saw action in 12 games during the 2022 season, helping lead the team to its seventh consecutive bowl game and back-to-back bowl wins with a victory over Missouri in the Gasparilla Bowl... Finished sixth on the team in tackles with a career-best 48 total tackles including 30 solo tackles while also having 2.0 tackles for loss and a sack... Ended the Boston College and Louisville games with a season-high tying seven tackles... Had at least one tackle in 11 of 12 games played.

2021 (Redshirt Sophomore)

Led the team in tackles with seven, including 0.5 tackles for loss against Boston College.

2021 (Redshirt Freshman)

Appeared in all 14 games during the historic 2021 season that included ACC Atlantic and Gator Bowl titles... Finished the season with six tackles including a pair of solo tackles... Ended the year with 273 plays including a season-high 34 against Norfolk State

2020 (Redshirt Freshman)

Played in eight games, including two starts ... Registered 30 total tackles, including 2.5 tackles for loss... Notched seven total tackles and a pass break up vs UNC (11/14) ... Racked up a career-high nine tackles (six solo) vs Virginia (10/24) ... Posted his first career sack and interception against No. 1 Clemson in the season opener to go along with six defensive stops ... Earned his first varsity letter.

2019 (True Freshman)

Retained his redshirt status while appearing in four games at safety and on special teams ... Played 36 snaps on the season ... Saw action on special teams and at safety against Elon, playing 19 snaps ... Scout team player of the week vs. Utah State and Duke.

High School

Team captain at Bamberg-Ehrhardt High School ... A three-star athlete by ESPN and 247 ... Rated the No. 28 player in South Carolina by ESPN ... Named the Orangeburg Times and Democrat Defensive Player of the Year in 2018 ... Played quarterback and defensive back for the Red Raiders ... Three-year starter selected to the Touchstone Energy Bowl North-South game ... Also picked for the Border Bowl game between South Carolina and Georgia All-Stars on Jan. 12 in Augusta, Ga. ... Led the Red Raiders to a 10-2 record in 2018 and Class 3A Lower State semifinals ... Played for Coach Robert Williams as a senior ... Rushed for 937 yards and 13 touchdowns while throwing for 584 yards and four scores ... Had 86 tackles, eight interceptions, two fumble recoveries and a pair of defensive touchdowns ... Named the Orangeburg Touchdown Club Defensive Player of the Week in mid-November after collecting three interceptions, two pass break-ups and a forced fumble in a playoff win over Hannah-Pamlico. ... In the same game, he rushed for 102 yards and four touchdowns ... Won the Class 2A Lower State championship in 2017 as he was named to the Orangeburg Times and Democrat All-Area team.

Personal

Son of Donnell Akins ... Born March 28, 2001.

WILLIAMS' CAREER DEFENSIVE STATS

| G-GS | S-A-Tot | TFL-Yds | Sk-Yds | Int-Yds | PBU | FF-FR |
|--------------|-------------|------------------|---------------|---------------|------------|--------------|
| 2019 | 4-0 | 0-1-1 | 0-0 | 0-0 | 0-0 | 0 0-0 |
| 2020 | 8-2 | 16-14-30 | 2.5-13 | 1.0-10 | 1-5 | 2 0-0 |
| 2021 | 13-0 | 2-4-6 | 0-0 | 0-0 | 0-0 | 1 0-0 |
| 2022 | 12-2 | 30-18-48 | 2.0-12 | 1.0-12 | 0-0 | 0 0-0 |
| 2023 | 8-0 | 15-5-20 | 0-0 | 0-0 | 0-0 | 1 0-0 |
| Total | 44-4 | 63-42-105 | 4.5-25 | 2.0-22 | 1-5 | 4 0-0 |

WILLIAMS' 2019 GAME-BY-GAME STATS

| Date | Opp. | S-A-Tot | TFL-Yds | Sk-Yds | Int-Yds | PBU | FF-FR |
|--------------|------------|--------------|------------|------------|------------|----------|------------|
| 9/21 | Elon | 0-1-1 | 0-0 | 0-0 | 0-0 | 0 | 0-0 |
| 11/23 | Duke | 0-0-0 | 0-0 | 0-0 | 0-0 | 0 | 0-0 |
| 11/30 | Syr | 0-0-0 | 0-0 | 0-0 | 0-0 | 0 | 0-0 |
| 12/27 | MSU | 0-0-0 | 0-0 | 0-0 | 0-0 | 0 | 0-0 |
| Total | 4-0 | 0-1-1 | 0-0 | 0-0 | 0-0 | 0 | 0-0 |

WILLIAMS' 2020 GAME-BY-GAME STATS

| Date | Opp. | S-A-Tot | TFL-Yds | Sk-Yds | Int-Yds | PBU | FF-FR |
|--------------|------------|-----------------|---------------|-------------|------------|----------|------------|
| 9/12 | Clem | 1-5-6 | 1.5-11 | 1.0-10 | 1-5 | -- | -- |
| 9/19 | NCST | 2-2-4 | -- | -- | -- | -- | -- |
| 10/2 | Camp | 2-0-2 | -- | -- | -- | -- | -- |
| 10/17 | UVA | 0-1-1 | -- | -- | -- | -- | -- |
| 10/24 | VT | 6-3-9 | -- | -- | -- | 2 | -- |
| 10/31 | Syr | 0-0-0 | -- | -- | -- | -- | -- |
| 10/14 | UNC | 4-2-6 | 1.0-2 | -- | -- | -- | -- |
| 12/30 | Wisc | 1-1-2 | -- | -- | -- | -- | -- |
| Total | 8-2 | 16-14-30 | 2.5-13 | 1-10 | 1-5 | 2 | 0-0 |

WILLIAMS' 2021 GAME-BY-GAME STATS

| Date | Opp. | S-A-Tot | TFL-Yds | Sk-Yds | Int-Yds | PBU | FF-FR |
|--------------|-------------|--------------|------------|------------|------------|----------|------------|
| 9/3 | ODU | 1-0-1 | 0-0 | 0-0 | 0-0 | 1 | -- |
| 9/11 | Norfolk St. | 0-1-1 | 0-0 | 0-0 | 0-0 | 0 | 0-0 |
| 9/18 | FSU | 0-0-0 | 0-0 | 0-0 | 0-0 | 0 | 0-0 |
| 9/25 | UVA | 0-1-1 | 0-0 | 0-0 | 0-0 | 0 | 0-0 |
| 10/2 | UL | 0-0-0 | 0-0 | 0-0 | 0-0 | 0 | 0-0 |
| 10/9 | Syracuse | 0-0-0 | 0-0 | 0-0 | 0-0 | 0 | 0-0 |
| 10/23 | Army | 0-0-0 | 0-0 | 0-0 | 0-0 | 0 | 0-0 |
| 10/30 | Duke | 0-0-0 | 0-0 | 0-0 | 0-0 | 0 | 0-0 |
| 11/13 | NCST | 0-0-0 | 0-0 | 0-0 | 0-0 | 0 | 0-0 |
| 11/20 | Clem | 1-1-2 | 0-0 | 0-0 | 0-0 | 0 | 0-0 |
| 11/26 | BC | 0-0-0 | 0-0 | 0-0 | 0-0 | 0 | 0-0 |
| 12/4 | Pitt | 0-0-0 | 0-0 | 0-0 | 0-0 | 0 | 0-0 |
| 12/31 | Rut | 0-0-0 | 0-0 | 0-0 | 0-0 | 0 | 0-0 |
| Total | 13-0 | 2-4-6 | 0-0 | 0-0 | 0-0 | 1 | 0-0 |

WILLIAMS' 2022 GAME-BY-GAME STATS

| Date | Opp. | S-A-Tot | TFL-Yds | Sk-Yds | Int-Yds | PBU | FF-FR |
|--------------|-------------|-----------------|---------------|---------------|------------|----------|------------|
| 9/1 | VMI | 1-1-2 | 0-0 | 0-0 | 0-0 | 0 | 0-0 |
| 9/17 | LIB | 3-2-5 | 0-0 | 0-0 | 0-0 | 0 | 0-0 |
| 9/24 | CLEM | 3-3-6 | 0.5-0 | 0-0 | 0-0 | 0 | 0-0 |
| 10/1 | FSU | 3-0-3 | 0-0 | 0-0 | 0-0 | 0 | 0-0 |
| 10/8 | Army | 1-2-3 | 0-0 | 0-0 | 0-0 | 0 | 0-0 |
| 10/22 | BC | 5-2-7 | 0.5-0 | 0-0 | 0-0 | 0 | 0-0 |
| 10/29 | LU | 4-3-7 | 0-0 | 0-0 | 0-0 | 0 | 0-0 |
| 11/5 | NCST | 3-0-3 | 0-0 | 0-0 | 0-0 | 0 | 0-0 |
| 11/12 | UNC | 2-0-2 | 0-0 | 0-0 | 0-0 | 0 | 0-0 |
| 11/19 | CUSE | 3-2-5 | 1.0-12 | 1.0-12 | 0-0 | 0 | 0-0 |
| 11/26 | Duke | 2-3-5 | 0-0 | 0-0 | 0-0 | 0 | 0-0 |
| 12/23 | Mizzou | 0-0-0 | 0-0 | 0-0 | 0-0 | 0 | 0-0 |
| Total | 11-2 | 29-18-47 | 2.0-12 | 1.0-12 | 0-0 | 0 | 0-0 |

WILLIAMS' 2023 GAME-BY-GAME STATS

| Date | Opp. | S-A-Tot | TFL-Yds | Sk-Yds | Int-Yds | PBU | FF-FR |
|-------|---------|---------|---------|--------|---------|-----|-------|
| 8/31 | Elon | 3-2-5 | 0-0 | 0-0 | 0-0 | 0 | 0-0 |
| 9/9 | Vandy | 0-1-1 | 0-0 | 0-0 | 0-0 | 0 | 0-0 |
| 9/16 | ODU | 4-0-4 | 0-0 | 0-0 | 0-0 | 1 | 0-0 |
| 9/23 | GT | 0-1-1 | 0-0 | 0-0 | 0-0 | 0 | 0-0 |
| 10/7 | Clemson | 2-0-2 | 0-0 | 0-0 | 0-0 | 0 | 0-0 |
| 10/14 | VT | 2-0-2 | 0-0 | 0-0 | 0-0 | 0 | 0-0 |
| 10/22 | Pitt | 3-0-3 | 0-0 | 0-0 | 0-0 | 0 | 0-0 |
| 10/28 | FSU | 1-1-2 | 0-0 | 0-0 | | | |

Recorded four tackles, two pass breakups, and a recovered fumble against Vanderbilt (9/10)... Set a career-high in tackles with 13 and recorded an interception against Liberty (9/17)

2021 (Sophomore)

Played in seven games during his first season in Winston-Salem during the Demon Deacons historic 2021 season that included ACC Atlantic Division and Gator Bowl titles...Notched 13 tackles including eight solo tackles while also having 3.0 tackles for loss and 2.0 sacks...

Recorded season highs in tackles (4), sacks (1) and tackles for loss (2) against Syracuse...Totalled 242 plays including a season-high 57 snaps at Virginia

Prior to Wake Forest:

Appeared in all 13 contests on the Navy defense.. Finished the year with 11 tackles, including half a sack and half a tackle for loss ... also intercepted 2 passes and broke up another ... Member of a defensive unit that made huge strides from 2018 to 2019 in numerous statistical categories - rushing defense (90th to 10th), passing defense (75th to 39th), total defense (86th to 16th), scoring defense (103rd to 34th), third down defense (121st to 20th), pass efficiency defense (117th to 68th), sacks 129th to 55th), tackles for a loss (129th to 53rd) ... Credited with his first career pass breakup in the Midshipmens' win over SMU ... Recorded his second interception and turned in a tackle in a win at UConn ... Primarily played special teams over the first four contests, including making his collegiate debut in the Midshipmens' season-opening victory over Holy Cross ... Pitched in a tackle against USF and also made the first interception of his career ... Part of a defensive squad that held USF to just 3 points, the fewest points by an FBS opponent since Navy defeated Army, 17-3, in 2009 ... USF was also held without a touchdown, marking the first time the Midshipmens', as a team, did not give up a touchdown since Dec. 30, 2013, when they beat Middle Tennessee in the Armed Forces Bowl, 25-6 ... Played a sensational game against Tulsa where he produced a career-best 6 tackles, including his first career sack.

High School

A 2018 graduate of North Point High School ... A two-sport athlete who earned letters in football (3) and track & field (3) ... Named a two-time All-Conference selection in football, who also served as the football team captain his junior and senior years ... Led football team to 2018 region championship victory.

Personal

Son of Troy and Sylvette Garnes.

GARNES' CAREER DEFENSIVE STATS

| | G-GS | S-A-Tot | TFL-Yds | Sk-Yds | Int-Yds | PBU | FF-FR |
|--------------|---------------|-------------------|-------------|-------------|------------|-----------|------------|
| 2021 | 7-0 | 10-3-13 | 3.0-14 | 2.0-12 | 0-0 | 1 | 0-0 |
| 2022 | 13-1343-28-71 | 2.0-18 | 1.0-12 | 1-0 | 4 | 0-1 | |
| 2023 | 10-1028-27-55 | 2.0-9 | 1.5-8 | 0-0 | 5 | 0-2 | |
| Total | 30-23 | 81-58-1397 | 0-44 | 5-31 | 1-0 | 10 | 0-3 |

GARNES' 2021 GAME-BY-GAME STATS

| Date | Opp. | S-A-Tot | TFL-Yds | Sk-Yds | Int-Yds | PBU | FF-FR |
|-------|-------------|---------|---------|--------|---------|-----|-------|
| 9/3 | ODU | 0-2-2 | 0.5-1 | 0.5-1 | -- | 1 | -- |
| 9/11 | Norfolk St. | 2-0-2 | 0-0 | 0-0 | 0-0 | 0 | 0-0 |
| 9/18 | FSU | 1-1-2 | 0.5-2 | 0.5-2 | 0-0 | 0 | 0-0 |
| 9/25 | UVA | 3-0-3 | 0-0 | 0-0 | 0-0 | 0 | 0-0 |
| 10/2 | UL | 0-0-0 | 0-0 | 0-0 | 0-0 | 0 | 0-0 |
| 10/9 | Syracuse | 4-0-4 | 2-11 | 1-9 | 0-0 | 0 | 0-0 |
| 10/23 | Army | 0-0-0 | 0-0 | 0-0 | 0-0 | 0 | 0-0 |

GARNES' 2022 GAME-BY-GAME STATS

| Date | Opp. | S-A-Tot | TFL-Yds | Sk-Yds | Int-Yds | PBU | FF-FR |
|--------------|----------------------|---------------|---------------|------------|----------|------------|-------|
| 9/1 | VMI | 0-2-2 | 0-0 | 0-0 | 0-0 | 0 | 0-0 |
| 9/10 | Vandy | 2-2-4 | 0-0 | 0-0 | 0-0 | 1 | 0-1 |
| 9/17 | LIB | 8-4-12 | 0-0 | 0-0 | 1-0 | 0 | 0-0 |
| 9/24 | CLEM | 5-3-8 | 0-0 | 0-0 | 0-0 | 1 | 0-0 |
| 10/1 | FSU | 2-3-5 | 0-0 | 0-0 | 0-0 | 0 | 0-0 |
| 10/8 | Army | 3-2-5 | 0-0 | 0-0 | 0-0 | 1 | 0-0 |
| 10/22 | BC | 3-1-4 | 0-0 | 0-0 | 0-0 | 0 | 0-0 |
| 10/29 | LU | 3-1-4 | 0-0 | 0-0 | 0-0 | 0 | 0-0 |
| 11/5 | NCST | 5-3-8 | 0-0 | 0-0 | 0-0 | 0 | 0-0 |
| 11/12 | UNC | 1-3-4 | 0-0 | 0-0 | 0-0 | 0 | 0-0 |
| 11/19 | CUSE | 4-2-6 | 1.0-12 | 1.0-12 | 0-0 | 0 | 0-0 |
| 11/26 | Duke | 0-4-4 | 0-0 | 0-0 | 0-0 | 0 | 0-0 |
| 12/23 | Mizzou | 5-1-6 | 1.0-6 | 0-0 | 0-0 | 0 | 0-0 |
| Total | 13-1343-28-71 | 1.0-12 | 1.0-12 | 1-0 | 3 | 0-1 | |

GARNES' 2023 GAME-BY-GAME STATS

| Date | Opp. | S-A-Tot | TFL-Yds | Sk-Yds | Int-Yds | PBU | FF-FR |
|--------------|--------------|-----------------|--------------|--------------|------------|----------|------------|
| 8/31 | Elon | 1-1-2 | 0-0 | 0-0 | 0-0 | 0 | 0-0 |
| 9/9 | Vandy | 5-2-7 | 0-0 | 0-0 | 0-0 | 3 | 0-0 |
| 9/16 | ODU | 1-2-3 | 0-0 | 0-0 | 0-0 | 0 | 0-0 |
| 9/23 | GT | 1-5-6 | 0.5-1 | 0-0 | 0-0 | 0 | 0-0 |
| 10/7 | Clemson | 2-2-4 | 0-0 | 0-0 | 0-0 | 0 | 0-1 |
| 10/14 | VT | 4-4-8 | 0.5-2 | 0.5-2 | 0-0 | 1 | 0-0 |
| 10/22 | Pitt | 1-2-3 | 0-0 | 0-0 | 0-0 | 0 | 0-0 |
| 10/28 | FSU | 5-2-7 | 0-0 | 0-0 | 0-0 | 1 | 0-0 |
| 11/2 | Duke | 2-4-6 | 0-0 | 0-0 | 0-0 | 0 | 0-0 |
| 11/11 | NCST | 6-3-9 | 1.0-6 | 1.0-6 | 0-0 | 0 | 0-1 |
| Total | 10-10 | 28-27-55 | 2.0-9 | 1.5-8 | 0-0 | 5 | 0-2 |

#10 DASHAWN JONES

6-0, 181, R-SO., Baltimore, Md.

2022 (Redshirt Freshman)

Played in 12 of 13 games during the 2022 season, helping lead the team to its seventh consecutive bowl game and back-to-back bowl wins with a victory over Missouri in the Gasparilla Bowl...Tallied 23 total tackles including 19 solo tackles while also having 0.5 tackles for loss and five pass breakups...Earned a spot as a starter in the later part of the season...Totalled a season-high and career-high eight tackles against North Carolina...Had six multi-tackle games including three of the last four games.

2021 (Freshman)

Did not see action during the 2021 season...Redshirted

High School

Played for head coach Dominic Damico ... Mount Saint Joseph high school ranked as the preseason No. 56 team in America ... Made 32 total tackles in 2019 including 24 solo ... Totalled four interceptions as well as four passes defended in his junior campaign ... Earned All-Conference honors as a 4x100m champion on the track

Personal

Son of Brenda Maple-King and Jeff Jones and stepson of Terance King.

JONES' CAREER DEFENSIVE STATS

| | G-GS | S-A-Tot | TFL-Yds | Sk-Yds | Int-Yds | PBU | FF-FR |
|--------------|-------------|-----------------|--------------|------------|-------------|----------|------------|
| 2022 | 12-0 | 19-4-23 | 0.5-1 | 0-0 | 0-0 | 5 | 0-0 |
| 2023 | 10-9 | 27-9-36 | 1.5-2 | 0-0 | 3-29 | 2 | 0-0 |
| Total | 22-9 | 46-13-59 | 2.0-3 | 0-0 | 2-16 | 7 | 0-0 |

JONES' 2022 GAME-BY-GAME STATS

| Date | Opp. | S-A-Tot | TFL-Yds | Sk-Yds | Int-Yds | PBU | FF-FR |
|--------------|-------------|----------------|--------------|------------|------------|----------|------------|
| 9/1 | VMI | 0-0-0 | 0-0 | 0-0 | 0-0 | 0 | 0-0 |
| 9/10 | Vnaderbilt | 0-0-0 | 0-0 | 0-0 | 0-0 | 0 | 0-0 |
| 9/17 | Liberty | 1-0-1 | 0-0 | 0-0 | 0-0 | 0 | 0-0 |
| 9/24 | Clemson | 0-0-0 | 0-0 | 0-0 | 0-0 | 0 | 0-0 |
| 10/0 | Army | 2-0-2 | 0-0 | 0-0 | 0-0 | 2 | 0-0 |
| 10/22 | BC | 2-1-3 | 0-0 | 0-0 | 0-0 | 1 | 0-0 |
| 10/29 | Lou | 3-1-4 | 0.5-1 | 0-0 | 0-0 | 1 | 1-0 |
| 11/5 | NCST | 0-0-0 | 0-0 | 0-0 | 0-0 | 0 | 0-0 |
| 11/12 | UNC | 6-2-8 | 0-0 | 0-0 | 0-0 | 1 | 0-0 |
| 11/19 | Syracuse | 0-0-0 | 0-0 | 0-0 | 0-0 | 0 | 0-0 |
| 11/26 | Duke | 3-0-3 | 0-0 | 0-0 | 0-0 | 0 | 0-0 |
| 12/23 | Mizzou | 3-0-3 | 0-0 | 0-0 | 0-0 | 0 | 0-0 |
| Total | 12-0 | 19-4-23 | 0.5-1 | 0-0 | 0-0 | 5 | 0-0 |

JONES' 2023 GAME-BY-GAME STATS

| Date | Opp. | S-A-Tot | TFL-Yds | Sk-Yds | Int-Yds | PBU | FF-FR |
|--------------|-------------|----------------|--------------|------------|-------------|----------|------------|
| 8/31 | Elon | 1-3-4 | 0-0 | 0-0 | 1-0 | 1 | 0-0 |
| 9/9 | Vandy | 2-0-2 | 0-0 | 0-0 | 1-16 | 0 | 0-0 |
| 9/16 | ODU | 2-0-2 | 0-0 | 0-0 | 0-0 | 0 | 0-0 |
| 9/23 | GT | 2-0-2 | 0-0 | 0-0 | 1-13 | 0 | 0-0 |
| 10/7 | Clemson | 5-0-5 | 0-0 | 0-0 | 0-0 | 0 | 0-0 |
| 10/14 | VT | 2-1-3 | 0.5-1 | 0-0 | 0-0 | 1 | 0-0 |
| 10/22 | Pitt | 7-3-10 | 1.0-2 | 0-0 | 0-0 | 0 | 0-0 |
| 10/28 | FSU | 4-0-4 | 0-0 | 0-0 | 0-0 | 0 | 0-0 |
| 11/2 | Duke | 1-2-3 | 0-0 | 0-0 | 0-0 | 0 | 0-0 |
| 11/11 | NCST | 1-1-2 | 0-0 | 0-0 | 0-0 | 0 | 0-0 |
| Total | 10-9 | 27-9-36 | 1.5-3 | 0-0 | 3-29 | 2 | 0-0 |

#12 JACOBI GILBERT

5-10, 195, R-So., Atlanta, Ga.

2022 (Freshman)

Saw action in four games during the 2022 season, helping

lead the team to its seventh consecutive bowl game and back-to-back bowl wins with a victory over Missouri in the Gasparilla Bowl...Finished the season with four tackles including two solo tackles, primarily playing on kickoff and punt coverage units...Tallied a tackle in the final three games of the season...Posted a season-best two tackles in the victory over Syracuse on Senior Night.

GILBERT'S CAREER DEFENSIVE STATS

| | G-GS | S-A-Tot | TFL-Yds | Sk-Yds | Int-Yds | PBU | FF-FR |
|--------------|------------|--------------|------------|------------|------------|----------|------------|
| 2022 | 4-0 | 2-2-4 | 0-0 | 0-0 | 0-0 | 0 | 0-0 |
| 2023 | 5-0 | 1-1-3 | 0-0 | 0-0 | 0-0 | 0 | 0-0 |
| Total | 9-0 | 3-3-7 | 0-0 | 0-0 | 0-0 | 0 | 0-0 |

GILBERT'S 2022 GAME-BY-GAME STATS

| Date | Opp. | S-A-Tot | TFL-Yds | Sk-Yds | Int-Yds | PBU | FF-FR |
|--------------|------------|--------------|------------|------------|------------|----------|------------|
| 11/12 | UNC | 0-0-0 | 0-0 | 0-0 | 0-0 | 0 | 0-0 |
| 11/19 | Syracuse | 1-1-2 | 0-0 | 0-0 | 0-0 | 0 | 0-0 |
| 11/26 | Duke | 0-1-1 | 0-0 | 0-0 | 0-0 | 0 | 0-0 |
| 12/23 | Mizzou | 1-0-1 | 0-0 | 0-0 | 0-0 | 0 | 0-0 |
| Total | 4-0 | 2-2-4 | 0-0 | 0-0 | 0-0 | 0 | 0-0 |

GILBERT'S 2023 GAME-BY-GAME STATS

| Date | Opp. | S-A-Tot | TFL-Yds | Sk-Yds | Int-Yds | PBU | FF-FR |
|--------------|------------|--------------|------------|------------|------------|----------|------------|
| 9/9 | Vandy | 0-1-1 | 0-0 | 0-0 | 0-0 | 0 | 0-0 |
| 9/16 | ODU | 1-0-1 | 0-0 | 0-0 | 0-0 | 0 | 0-0 |
| 10/22 | Pitt | 0-0-0 | 0-0 | 0-0 | 0-0 | 0 | 0-0 |
| 10/28 | FSU | 0-0-0 | 0-0 | 0-0 | 0-0 | 0 | 0-0 |
| 11/2 | Duke | 0-0-0 | 0-0 | 0-0 | 0-0 | 0 | 0-0 |
| Total | 5-0 | 1-1-3 | 0-0 | 0-0 | 0-0 | 0 | 0-0 |

#14 EVAN SLOCUM

5-11, 191, Jr., Cartersville, Ga.

2022 (Sophomore)

Recorded a career-high nine tackles (third on the team) in addition to a pass breakup against North Carolina.. Led the team in tackles for the second-consecutive game with eight against Syracuse.

2021 (Freshman)

Appeared in 11 games in the historic 2021 season that included ACC Atlantic Division and Gator Bowl titles... Finished the season with 20 total tackles including 16 solo tackles and a pass breakup...Made his collegiate debut against Old Dominion where he collected one tackle...Made first collegiate start at Virginia...Posted a season-high six tackles versus Norfolk St. (9/11) including four solo tackles...Totalled 272 plays over the course of the season including a season-high 50 against Norfolk State

High School

Played for Head Coach Conor Foster ... Multi-talented athlete spending time at running back, wide receiver and defensive back throughout his high school career ... Helped the Hurricanes to 43 wins and counting over the last 4 seasons ... Earned Sports Illustrated All-America honors and was a First Team All-State performer ... Played with two current Wake Forest football players at Cartersville in Jacorey Johns and Isaiah Chaney ... During the 2018 season, Cartersville went undefeated in the regular season (10-0) and advanced to the state title ... Named a team captain

Personal

Son of Erica and Larry Slocum

SLOCUM'S CAREER DEFENSIVE STATS

| | G-GS | S-A-Tot | TFL-Yds | Sk-Yds | Int-Yds | PBU | FF-FR |
|--------------|--------------|-----------------|--------------|------------|------------|----------|------------|
| 2021 | 10-1 | 16-4-20 | 0-0 | 0-0 | 0-0 | 1 | 0-0 |
| 2022 | 13-5 | 28-17-45 | 2-7 | 0-0 | 0-0 | 3 | 0-0 |
| 2023 | 9-9 | 18-5-23 | 1.0-2 | 0-0 | 0-0 | 1 | 0-0 |
| Total | 32-15 | 62-26-88 | 3.0-9 | 0-0 | 0-0 | 5 | 0-0 |

SLOCUM'S 2021 GAME-BY-GAME STATS

| Date | Opp. | S-A-Tot | TFL-Yds | Sk-Yds | Int-Yds | PBU | FF-FR |
|-------|-------------|---------|---------|--------|---------|-----|-------|
| 9/3 | ODU | 1-0-1 | 0-0 | 0-0 | 0-0 | 0 | 0-0 |
| 9/11 | Norfolk St. | 4-2-6 | 0-0 | 0-0 | 0-0 | 0 | 0-0 |
| 9/18 | FSU | 4-1-5 | 0-0 | 0-0 | 0-0 | 0 | 0-0 |
| 9/25 | UVA | 0-0-0 | 0-0 | 0-0 | 0-0 | 0 | 0-0 |
| 10/30 | Duke | 0-0-0 | 0-0 | 0-0 | 0-0 | 0 | 0-0 |
| 11/13 | NCST | 3-0-3 | 0-0 | 0-0 | 0-0 | 1 | 0-0 |
| 11/20 | Clem | 2-1-3 | 0-0 | 0-0 | 0-0 | 0 | 0-0 |
| 11/26 | BC | 1-0-1 | 0-0 | 0-0 | 0-0 | 0 | 0-0 |

WAKE FOREST FOOTBALL

| | | | | | | | |
|--------------|-------------|----------------|------------|------------|------------|----------|------------|
| 12/4 | Pitt | 0-0-0 | 0-0 | 0-0 | 0-0 | 0 | 0-0 |
| 12/31 | Rut | 1-0-0 | 0-0 | 0-0 | 0-0 | 0 | 0-0 |
| Total | 10-1 | 16-4-20 | 0-0 | 0-0 | 0-0 | 1 | 0-0 |

SLOCUM'S 2022 GAME-BY-GAME STATS

| Date | Opp. | S-A-Tot | TFL-Yds | Sk-Yds | Int-Yds | PBU | FF-FR |
|--------------|-------------|-----------------|--------------|------------|------------|----------|------------|
| 9/1 | VMI | 0-0-0 | 0-0 | 0-0 | 0-0 | 0 | 0-0 |
| 9/10 | VAN | 1-0-1 | 0-0 | 0-0 | 0-0 | 0 | 0-0 |
| 9/17 | LIB | 0-0-0 | 0-0 | 0-0 | 0-0 | 0 | 0-0 |
| 9/24 | CLEM | 2-2-4 | 0-0 | 0-0 | 0-0 | 0 | 0-0 |
| 10/1 | FSU | 1-2-3 | 0-0 | 0-0 | 0-0 | 0 | 0-0 |
| 10/8 | Army | 3-0-3 | 0-0 | 0-0 | 0-0 | 0 | 0-0 |
| 10/22 | BC | 2-1-3 | 1.0-4 | 0-0 | 0-0 | 0 | 0-0 |
| 10/29 | LU | 1-1-2 | 0-0 | 0-0 | 0-0 | 0 | 0-0 |
| 11/5 | NCST | 4-1-5 | 0-0 | 0-0 | 0-0 | 0 | 0-0 |
| 11/12 | UNC | 5-4-9 | 0-0 | 0-0 | 0-0 | 1 | 0-0 |
| 11/19 | CUSE | 5-3-8 | 0-0 | 0-0 | 0-0 | 0 | 0-0 |
| 11/26 | Duke | 2-3-5 | 0-0 | 0-0 | 0-0 | 0 | 0-0 |
| 12/23 | Mizzou | 2-0-2 | 1.0-3 | 0-0 | 0-0 | 2 | 0-0 |
| Total | 13-5 | 28-17-45 | 2.0-7 | 0-0 | 0-0 | 3 | 0-0 |

SLOCUM'S 2023 GAME-BY-GAME STATS

| Date | Opp. | S-A-Tot | TFL-Yds | Sk-Yds | Int-Yds | PBU | FF-FR |
|--------------|------------|----------------|--------------|------------|-------------|----------|------------|
| 8/31 | Elon | 1-0-1 | 0-0 | 0-0 | 0-0 | 0 | 0-0 |
| 9/9 | Vandy | 0-2-2 | 0-0 | 0-0 | 0-0 | 0 | 0-0 |
| 9/16 | ODU | 3-0-3 | 0-0 | 0-0 | 1-56 | 0 | 0-0 |
| 9/23 | GT | 4-0-4 | 1.0-2 | 0-0 | 0-0 | 0 | 0-0 |
| 10/7 | Clemson | 3-1-4 | 0-0 | 0-0 | 0-0 | 0 | 0-0 |
| 10/14 | VT | 1-1-2 | 0-0 | 0-0 | 0-0 | 1 | 0-0 |
| 10/28 | FSU | 2-0-2 | 0-0 | 0-0 | 0-0 | 0 | 0-0 |
| 11/2 | Duke | 3-0-3 | 0-0 | 0-0 | 0-0 | 0 | 0-0 |
| 11/11 | NCST | 1-1-2 | 0-0 | 0-0 | 0-0 | 0 | 0-0 |
| Total | 9-9 | 18-5-23 | 1.0-2 | 0-0 | 1-56 | 1 | 0-0 |

#22 DEMARCUS RANKIN

6-0, 183, Jr., Lancaster, Tx.

Prior to Wake Forest

2022

Played in all 12 games during the 2022 season, helping lead Notre Dame College to an impressive 9-3 record including a perfect 5-0 mark at home and a 9-1 record in conference, winning a MEC title in his final season with the Falcons... Totaled 17 tackles including 14 solo tackles while also having eight pass deflections and two interceptions.

2021

Played in nine games during the 2021 season, helping lead Notre Dame College to an 11-2 record, winning the MEC conference title, recording a perfect 7-0 record at home and earning a berth in the Division II Playoffs... Recorded 13 solo tackles and 15 total tackles... Broke up five passes, tied for second on the team.

2020

Freshman year was the canceled 2020 season due to COVID.

High School:

Played both wide receiver and defensive back at Ferris High School.

RANKIN'S CAREER DEFENSIVE STATS

| G-GS | S-A-Tot | TFL-Yds | Sk-Yds | Int-Yds | PBU | FF-FR |
|--------------|-------------|----------------|------------|------------|------------|-----------|
| 2021 | 9-0 | 13-2-15 | 0-0 | 0-0 | 5 | 0-0 |
| 2022 | 12-0 | 14-3-17 | 0-0 | 0-0 | 8 | 0-0 |
| 2023 | 9-0 | 9-4-13 | 0-0 | 0-0 | 1 | 0-0 |
| Total | 28-0 | 36-9-45 | 0-0 | 0-0 | 3-0 | 13 |

RANKIN'S 2022 GAME-BY-GAME STATS

| Date | Opp. | S-A-Tot | TFL-Yds | Sk-Yds | Int-Yds | PBU | FF-FR |
|--------------|-----------------|----------------|------------|------------|------------|----------|------------|
| 9/4 | Ashland | 1-0-1 | 0-0 | 0-0 | 0-0 | 0 | 0-0 |
| 9/9 | Wheeling | 1-0-1 | 0-0 | 0-0 | 0-0 | 1 | 0-0 |
| 9/18 | West Liberty | 2-0-2 | 0-0 | 0-0 | 0-0 | 0 | 0-0 |
| 10/2 | Charleston (WV) | 1-0-1 | 0-0 | 0-0 | 0-0 | 0 | 0-0 |
| 10/16 | WVU | 3-1-4 | 0-0 | 0-0 | 0-0 | 2 | 0-0 |
| 10/23 | Glenville St. | 1-0-1 | 0-0 | 0-0 | 0-0 | 0 | 0-0 |
| 10/30 | Fairmont St. | 1-0-1 | 1.0-4 | 0-0 | 0-0 | 2 | 0-0 |
| 11/13 | ABU | 2-1-3 | 0-0 | 0-0 | 0-0 | 0 | 0-0 |
| 11/27 | Shepard | 1-0-1 | 0-0 | 0-0 | 0-0 | 1 | 0-0 |
| Total | 9-0 | 13-2-15 | 0-0 | 0-0 | 0-0 | 5 | 0-0 |

RANKIN'S 2022 GAME-BY-GAME STATS

| Date | Opp. | S-A-Tot | TFL-Yds | Sk-Yds | Int-Yds | PBU | FF-FR |
|--------------|-----------------|----------------|------------|------------|------------|----------|------------|
| 9/1 | Ashland | 1-0-1 | 0-0 | 0-0 | 0-0 | 0 | 0-0 |
| 9/10 | Wheeling | 3-0-3 | 0-0 | 0-0 | 0-0 | 2 | 0-0 |
| 9/17 | West Liberty | 1-0-1 | 0-0 | 0-0 | 0-0 | 0 | 0-0 |
| 9/24 | WVU | 2-1-3 | 0-0 | 0-0 | 0-0 | 1 | 0-0 |
| 10/1 | Charleston (WV) | 1-0-1 | 0-0 | 0-0 | 1-0 | 1 | 0-0 |
| 10/8 | Frostburg St. | 1-0-1 | 0-0 | 0-0 | 0-0 | 0 | 0-0 |
| 10/22 | Glenville St. | 2-1-3 | 0-0 | 0-0 | 0-0 | 0 | 0-0 |
| 10/29 | Fairmont St. | 1-0-1 | 0-0 | 0-0 | 0-0 | 1 | 0-0 |
| 11/5 | SUNC Pembroke | 1-0-1 | 0-0 | 0-0 | 0-0 | 0 | 0-0 |
| 11/12 | ABU | 1-0-1 | 0-0 | 0-0 | 1-0 | 0 | 0-0 |
| 11/19 | Ashland | 0-0-0 | 0-0 | 0-0 | 0-0 | 0 | 0-0 |
| Total | 12-0 | 14-3-17 | 0-0 | 0-0 | 2-0 | 6 | 0-0 |

RANKIN'S 2023 GAME-BY-GAME STATS

| Date | Opp. | S-A-Tot | TFL-Yds | Sk-Yds | Int-Yds | PBU | FF-FR |
|--------------|------------|---------------|------------|------------|------------|----------|------------|
| 8/31 | Elon | 1-1-2 | 0-0 | 0-0 | 1-0 | 0 | 0-0 |
| 9/9 | Vandy | 2-1-3 | 0-0 | 0-0 | 0-0 | 0 | 0-0 |
| 9/16 | ODU | 1-0-1 | 0-0 | 0-0 | 0-0 | 0 | 0-0 |
| 9/23 | GT | 1-1-2 | 0-0 | 0-0 | 0-0 | 0 | 0-0 |
| 10/7 | Clemson | 1-0-1 | 0-0 | 0-0 | 0-0 | 0 | 0-0 |
| 10/14 | VT | 0-1-1 | 0-0 | 0-0 | 0-0 | 0 | 0-0 |
| 10/22 | Pitt | 3-0-3 | 0-0 | 0-0 | 0-0 | 0 | 0-0 |
| 10/28 | FSU | 0-0-0 | 0-0 | 0-0 | 0-0 | 0 | 0-0 |
| Total | 9-0 | 9-4-13 | 0-0 | 0-0 | 1-0 | 0 | 0-0 |

#27 TRAVON WEST

5-11, 171, Fr., Piedmont, S.C.

High School

Spent two years at T.L. Hanna High School before transferring to Wren... Played on both sides of the ball as a running back and safety in four years of varsity action... Tallied career totals of 173 tackles, six interceptions, 16 pass deflections and two forced fumbles in 33 career games...

Ran for 788 yards (6.0 yards per carry) and 11 touchdowns... Handled kick and punt return duties his junior and senior seasons... 2022: Finished third on the team with 73 tackles and a tackle for loss... Had a team-high nine pass deflections... Led the team with 602 rushing yards (5.6 per carry) and eight touchdowns in addition to a receiving touchdown and a punt return touchdown... 2021: Had a team-high five interceptions and five pass deflections in addition to 57 tackles during his junior season... Tallied 171 yards and three touchdowns on just 24 carries... Returned a kickoff for a touchdown... Helped his team to the second round of the South Carolina 3A playoffs... 2020: Recorded 30 tackles and two pass deflections as the only sophomore on the defense... Had one rush for 15 yards... 2019: Tallied 13 tackles and an interception as a freshman... Ranked as the No. 28 recruit out of the state of South Carolina.

Personal

Son of Ebonee Patterson (mother) and Travis West (father)... Born on November 12, 2004

#29 ANDRE HODGE

5-11, 186, R-Fr., Fort Mill, S.C.

2022 (Freshman)

Did not see action in a game, redshirted.

High School

2021: Tallied 19 tackles in nine games played as a senior including two interceptions, a forced fumble, fumble recovery and three pass deflections... Invited to the Touchstone Energy North-South All-star Game... Ran a 4.37 40-yard dash time at the Wake Forest summer camp... Carolina Bowl Watch List member... Ran season-bests 10.38 in the 100 meters and 21.20 in the 200 meters... 2020: Posted 22 tackles in seven games played as a junior including an interception... 2019: Recorded 16 tackles in just three games played... Ran 100-meter times of 11.15, 11.19, and 11.23 as a freshman in Spring 2019... Also ran a personal record 22.68 in the 200-meters.

Personal

Son of Adrian (mother) and Marvin Hodge (father)... Born on April 25, 2004.

HODGE'S CAREER DEFENSIVE STATS

| G-GS | S-A-Tot | TFL-Yds | Sk-Yds | Int-Yds | PBU | FF-FR |
|--------------|------------|--------------|------------|------------|----------|------------|
| 2023 | 2-0 | 0-0-0 | 0-0 | 0-0 | 0 | 0-0 |
| Total | 2-0 | 0-0-0 | 0-0 | 0-0 | 0 | 0-0 |

HODGE'S 2023 GAME-BY-GAME STATS

| Date | Opp. | S-A-Tot | TFL-Yds | Sk-Yds | Int-Yds | PBU | FF-FR |
|--------------|------------|--------------|------------|------------|------------|----------|------------|
| 10/22 | Pitt | 0-0-0 | 0-0 | 0-0 | 0-0 | 0 | 0-0 |
| 11/2 | Duke | 0-0-0 | 0-0 | 0-0 | 0-0 | 0 | 0-0 |
| Total | 2-0 | 0-0-0 | 0-0 | 0-0 | 0-0 | 0 | 0-0 |

#35 RUSHAUN TONGUE

6-1, 181, Fr., Pasadena, Md..

High School

Played on both sides of the ball over three years on varsity at Chesapeake High... Tallied 77 tackles and eight interceptions over his high school career, including three defensive touchdowns at safety... Caught 33 career passes for 657 yards and 13 touchdowns... 2022: Earned First-Team All-County honors at the safety position... Finished his senior season with 41 tackles and a team-high four interceptions (one returned for a touchdown) in 10 games... Also led the Cougars in total touchdowns (12), receptions (17), and receiving yards (350)... Handled kick and punt returning duties for a combined 281 yards and two touchdowns... 2021: First-Team All-County cornerback... Helped lead his team to a semifinal appearance in the Maryland 3A Playoffs... Finished with a team-high four interceptions (two returned for touchdowns) in addition to 36 tackles his junior year... Led the team with 14 receptions for 307 yards (21.9 YPC) and four touchdowns... Returned one of his three kickoff returns for a touchdown... Ranked as the No. 19 recruit out of the state of Maryland by 247Sports.

Personal

Son of Nichola (mother) and Russell (father) Tongue... Born on December 14, 2004... Also played basketball for Chesapeake High.

TONGUE'S CAREER DEFENSIVE STATS

| G-GS | S-A-Tot | TFL-Yds | Sk-Yds | Int-Yds | PBU | FF-FR |
|--------------|------------|--------------|------------|------------|----------|------------|
| 2023 | 3-0 | 0-0-0 | 0-0 | 0-0 | 0 | 0-0 |
| Total | 3-0 | 0-0-0 | 0-0 | 0-0 | 0 | 0-0 |

TONGUE'S 2023 GAME-BY-GAME STATS

| Date | Opp. | S-A-Tot | TFL-Yds | Sk-Yds | Int-Yds | PBU | FF-FR |
|--------------|------------|--------------|------------|------------|------------|----------|------------|
| 10/7 | Clemson | 0-0-0 | 0-0 | 0-0 | 0-0 | 0 | 0-0 |
| 11/2 | Duke | 0-0-0 | 0-0 | 0-0 | 0-0 | 0 | 0-0 |
| 11/11 | NCST | 0-0-0 | 0-0 | 0-0 | 0-0 | 0 | 0-0 |
| Total | 3-0 | 0-0-0 | 0-0 | 0-0 | 0-0 | 0 | 0-0 |

#37 CHRISTIAN MASTERSON

5-11, 189, R-SO., Naples, Fl.

2022 (Redshirt Freshman)

Saw action in four games during the 2022 season, helping lead the team to its seventh consecutive bowl game and back-to-back bowl wins with a victory over Missouri in the Gasparilla Bowl... Finished the season with two tackles with one each in the opening two weeks of the season as the Deacs defeated VMI and Vanderbilt.

2021 (Freshman)

Did not see action during the 2021 season... Redshirted

High School

Played for head coach Tom Nichols... Tallied 100 total tackles (49 solo) and four interceptions across three years on varsity... Compiled 36 tackles and three interceptions across seven games his senior year... Made 50 tackles and broke up five passes as a junior

Personal

Brother, Luke, is also a member of the football team at Wake Forest... Son of Mark and Sarah Masterson

MASATERON'S CAREER DEFENSIVE STATS

| G-GS | S-A-Tot | TFL-Yds | Sk-Yds | Int-Yds | PBU | FF-FR |
|--------------|------------|--------------|------------|------------|----------|------------|
| 2022 | 4-0 | 1-1-2 | 0-0 | 0-0 | 0 | 0-0 |
| Total | 4-0 | 1-1-2 | 0-0 | 0-0 | 0 | 0-0 |

MASTERSON'S 2022 GAME-BY-GAME STATS

| Date | Opp. | S-A-Tot | TFL-Yds | Sk-Yds | Int-Yds | PBU | FF-FR |
|--------------|------------|--------------|------------|------------|------------|----------|------------|
| 9/1 | VMI | 0-1-1 | 0-0 | 0-0 | 0-0 | 0 | 0-0 |
| 9/10 | Vanderbilt | 1-0-1 | 0-0 | 0-0 | 0-0 | 0 | 0-0 |
| 10/8 | Army | 0-0-0 | 0-0 | 0-0 | 0-0 | 0 | 0-0 |
| 10/29 | Lou | 0-0-0 | 0-0 | 0-0 | 0-0 | 0 | 0-0 |
| Total | 4-0 | 1-1-2 | 0-0 | 0-0 | 0-0 | 0 | 0-0 |

#38 DAVAUGHN PATTERSON

6-1, 214, Fr., North Jacksonville, Fl.

High School

All Conference Junior and Senior Year. Posted 64 tackles, 6.0 tackles for loss, 1.0 sacks, two interceptions, five pass deflections, three forced fumbles and one fumble recovery in nine games played on defense as a senior ... Also played on offense, recording 13 rushing touchdowns on 587 rushing yards ... As a junior, he was a two-way player, running for 351 yards and six touchdowns while making 88 tackles on defense. Also had three interceptions and three forced fumbles Started on varsity since freshman year ... Also ran track and was a district qualifier in the 400m-dash (52.28) and the long jump (18'11.75") as a junior.

Personal

Son of Nandi Patterson and Dashawn Patterson...Born on Nov. 11, 2004.

PATTERSON'S CAREER DEFENSIVE STATS

| G-GS | S-A-Tot | TFL-Yds | Sk-Yds | Int-Yds | PBU | FF-FR |
|--------------|------------|--------------|------------|------------|----------|------------|
| 2023 | 6-0 | 1-3-3 | 0-0 | 0-0 | 0 | 0-0 |
| Total | 6-0 | 1-3-3 | 0-0 | 0-0 | 0 | 0-0 |

PATTERSON'S 2023 GAME-BY-GAME STATS

| Date | Opp. | S-A-Tot | TFL-Yds | Sk-Yds | Int-Yds | PBU | FF-FR |
|--------------|------------|--------------|------------|------------|------------|----------|------------|
| 8/31 | Elon | 0-1-1 | 0-0 | 0-0 | 0-0 | 0 | 0-0 |
| 9/9 | Vandy | 0-0-0 | 0-0 | 0-0 | 0-0 | 0 | 0-0 |
| 9/16 | ODU | 1-2-3 | 0-0 | 0-0 | 0-0 | 0 | 0-0 |
| 9/23 | GT | 0-0-0 | 0-0 | 0-0 | 0-0 | 0 | 0-0 |
| 10/28 | FSU | 0-0-0 | 0-0 | 0-0 | 0-0 | 0 | 0-0 |
| 11/11 | NCST | 0-0-0 | 0-0 | 0-0 | 0-0 | 0 | 0-0 |
| Total | 6-0 | 1-3-3 | 0-0 | 0-0 | 0-0 | 0 | 0-0 |

#45 NICK ANDERSEN

5-11, 194, So., Clinton, Va.

2021 (Freshman)

Appeared in 11 games during the historic 2021 season that included ACC Atlantic Division and Gator Bowl titles... Finished the season with 44 total tackles including 31 solo tackles while also having 1.0 tackles for loss, three pass breakups and an interception...Tallied 10 total tackles (eight solo and two assisted) and a pass breakup versus Syracuse...Recorded five solo tackles and one unassisted tackle versus Louisville...Posted a key interception in the victory against No. 20 NC State...Ended the year with 745 plays including a season-high 76 plays at Army

2020 (Freshman)

Finished historic rookie season tied eighth nationally in interceptions with four ... Also finished 30th in nation with 47 solo tackles ... Awarded All-ACC Honors by the ACC (Third Team), Phil Steele (Third Team), and the Coaches Poll (Fourth Team) ... Capped off remarkable season with eight tackles, an interception and a pass breakup vs Wisconsin (12/30) ... Continued his incredible season with seven tackles vs North Carolina (11/14)... Became the first Wake Forest player since 1987 to have three or more interceptions in a single game on Oct. 24 against No. 19 Virginia Tech ... Also became the first ACC player to have three or more interceptions since Louisville's Gerod Holliman in 2014 ... Became the first true freshman and the fourth player in program history to record three or more picks in a game ... Tallied a career-best 11 tackles in win over No. 19 Virginia Tech (10/24) including nine solo tackles ... Recorded nine tackles against Virginia (10/17), including six solo stops in first career start.**Personal** Son of Andrea and Frank Andersen ... Born Jan. 28, 2002... Major is Undeclared.

ANDERSEN'S CAREER DEFENSIVE STATS

| G-GS | S-A-Tot | TFL-Yds | Sk-Yds | Int-Yds | PBU | FF-FR | |
|---------------|--------------|------------------|--------------|--------------|------------|-----------|------------|
| 2020 | 9-6 | 47-16-63 | 1-2 | 0-0 | 4-0 | 5 | 0-1 |
| 2021 | 11-10 | 31-13-44 | 1-2 | 0-0 | 1-0 | 3 | 0-0 |
| 2023 | 9-0 | 12-9-22 | 0.5-4 | 0.5-4 | 0-0 | 3 | 0-0 |
| Career | 29-16 | 92-38-129 | 2.5-8 | 0.5-4 | 5-0 | 11 | 0-1 |

ANDERSEN'S 2020 GAME-BY-GAME STATS

| Date | Opp. | S-A-Tot | TFL-Yds | Sk-Yds | Int-Yds | PBU | FF-FR |
|--------------|------------|-----------------|------------|------------|------------|----------|------------|
| 9/12 | Clem | 3-1-4 | -- | -- | -- | -- | -- |
| 9/19 | NCST | 0-2-2 | -- | -- | -- | -- | -- |
| 10/2 | Camp | 3-4-7 | -- | -- | -- | -- | 0-1 |
| 10/17 | UVA | 6-3-9 | -- | -- | -- | 2 | -- |
| 10/24 | UL | 9-2-11 | -- | -- | 3-0 | -- | -- |
| 10/31 | Syr | 5-0-5 | -- | -- | -- | 2 | -- |
| 11/14 | UNC | 6-1-7 | -- | -- | -- | -- | -- |
| 12/12 | UL | 8-2-10 | -- | -- | -- | -- | -- |
| 12/30 | Wis | 7-1-8 | 1-2 | 0-0 | 1-0 | 1 | 0-1 |
| Total | 9-6 | 47-16-63 | 1-2 | 0-0 | 4-0 | 5 | 0-2 |

ANDERSEN'S 2021 GAME-BY-GAME STATS

| Date | Opp. | S-A-Tot | TFL-Yds | Sk-Yds | Int-Yds | PBU | FF-FR |
|--------------|-----------------------|------------|------------|------------|----------|------------|-------|
| 9/3 | ODU | 0-0-0 | 0-0 | 0-0 | 0-0 | 0 | 0-0 |
| 9/11 | NorF.St. | 0-0-0 | 0-0 | 0-0 | 0-0 | 0 | 0-0 |
| 9/18 | FSU | 0-0-0 | 0-0 | 0-0 | 0-0 | 0 | 0-0 |
| 9/25 | UVA | 1-0-1 | 0-0 | 0-0 | 0-0 | 0 | 0-0 |
| 10/2 | UL | 5-1-6 | 0-0 | 0-0 | 0-0 | 0 | 0-0 |
| 10/9 | Syracuse | 8-2-10 | 0-0 | 0-0 | 0-0 | 1 | 0-0 |
| 10/23 | Army | 3-5-8 | 0-0 | 0-0 | 0-0 | 0 | 0-0 |
| 10/30 | Duke | 4-2-6 | 1-2 | 0-0 | 0-0 | 0 | 0-0 |
| 11/6 | UNC | 2-1-3 | 0-0 | 0-0 | 0-0 | 0 | 0-0 |
| 11/13 | NCST | 3-1-4 | 0-0 | 0-0 | 1-0 | 0 | 0-0 |
| 11/20 | Clem | 3-0-3 | 0-0 | 0-0 | 0-0 | 0 | 0-0 |
| 11/26 | BC | 0-1-1 | 0-0 | 0-0 | 0-0 | 1 | 0-0 |
| 12/4 | Pitt | 0-0-0 | 0-0 | 0-0 | 0-0 | 0 | 0-0 |
| 12/31 | Rut | 2-0-2 | 0-0 | 0-0 | 0-0 | 1 | 0-0 |
| Total | 11-10-31-13-44 | 1-2 | 0-0 | 1-0 | 3 | 0-0 | |

ANDERSON'S 2023 GAME-BY-GAME STATS

| Date | Opp. | S-A-Tot | TFL-Yds | Sk-Yds | Int-Yds | PBU | FF-FR |
|--------------|------------|----------------|--------------|--------------|------------|----------|------------|
| 8/31 | Elon | 1-2-3 | 0.5-4 | 0.5-4 | 0-0 | 0 | 0-0 |
| 9/9 | Vandy | 0-0-0 | 0-0 | 0-0 | 0-0 | 0 | 0-0 |
| 9/16 | ODU | 0-2-2 | 0-0 | 0-0 | 0-0 | 1 | 0-0 |
| 9/23 | GT | 0-0-0 | 0-0 | 0-0 | 0-0 | 1 | 0-0 |
| 10/7 | Clemson | 3-1-4 | 0-0 | 0-0 | 0-0 | 0 | 0-0 |
| 10/14 | VT | 4-1-5 | 0-0 | 0-0 | 0-0 | 1 | 0-0 |
| 10/28 | FSU | 3-0-3 | 0-0 | 0-0 | 0-0 | 1 | 0-0 |
| 11/2 | Duke | 0-0-0 | 0-0 | 0-0 | 0-0 | 0 | 0-0 |
| 11/11 | NCST | 2-3-5 | 0-0 | 0-0 | 0-0 | 0 | 0-0 |
| Total | 9-0 | 12-9-22 | 0.5-4 | 0.5-4 | 0-0 | 4 | 0-0 |

SPECIALISTS

#36 IVAN MORA

PK, 6-0, 180, R-So., Dalton, Ga.

2021 (Redshirt Freshman)

Appeared in all 14 games during the historic 2021 season that included ACC Atlantic Division and Gator Bowl titles... Starting punter for the second consecutive season while also serving as the primary kickoff specialist...Tallied 49 punts on the season for 2,151 total yards (43.9 avg.) including 13 punts of 50 or more yards and 14 punts inside of the 20-yard line...Had at least one punt of 50 or more yards in nine games...Launched a season-best 58-yard punt at Syracuse...Averaged a season-best 52.5 yards per punt against Duke...Tied a career high three punts inside of 20 yards versus Virginia...Finished with a season-best 343 total punt yards against Pitt in the ACC Championship game...Tallied 96 total kickoffs for 5,857 yards (61.0 avg.) and 38 touchbacks

2020 (Redshirt Freshman)

Completed the season with 40 total kicks for 1610 yards, with nine kicks over 50 yards 10 kicks pinned inside the 20 yard line ... Has punted 30 times on the year with an average of 40.8 yards pinning 8 within the 20 yard-line and 7 punts over 50 yards (11/14) ... Punted 5 times vs Virginia (10/17), averaging 47 yards per punt and 232 total yards ... Earned the starting punting job to start the season ... Recorded a season-best 59-yard punt in the season opener against Clemson, finishing with two 50-plus yard punts and two punts inside of the 20 ... Ray Guy Award nominee ... Earned first varsity letter.

2019 (True Freshman)

Earned a redshirt and retained four years of eligibility.

High School

Team captain at Dalton High School ... Ranked as the No. 3 kicker and No. 1 punter by Kohl's Kicking ... Was the top-rated punter in a camp with 600 other punters ... Earned the Sam Foltz Award ... Selected to the Under Armour All-America game ... Member of the North Georgia Elite 80 by RecruitGeorgia.com ... Played for Coach Matt Land ... Career average of 37.3 yards on 160 punts in 45 games ... In his career, converted 116 of 119 PATs and 23 of 31 field goal attempts ... Handled all of Dalton's kicking including kickoffs, field goals, extra points and punts ... Averaged 40.4 yards on 27 punts in 10 games as a senior ... Scored 51 points on 39-of-39 PATs and 4-of-5 field goal attempts with a long of 48 ... Hit 45-yard field goal vs. Sequoyah ... Named to the Chattanooga Times-Free Press Best of Preps first team in 2018 ... First team All-Region 6-6A punter as a senior ... As a junior in 2017, averaged 36.2 yards on 44 punts in 11 games ... Scored 50 points on 29-of-31 PATs and 7-of-9 field goals with a long of 35 ... Put 48 of 77 kickoffs into the end zone ... Landed 19 of 44 punts inside the 20 ... Honorable mention all-state as a junior ... Named first team all-state Class 6A by the Georgia Sports.

Personal

Son of David and Araceli Mora ... Cousin, Adrian Mora, kicked for Georgia Southern from 2008-11 ... Brother Eder plays soccer at UAB ... High school soccer teammate of Wake Forest soccer incoming freshman Omar Hernandez ... Named a Scholar-Athlete three times in high school ... Born January 9, 2001.

MORA'S CAREER PUNTING STATS

| Date | No. | Yds. | Avg. | Lg | In20 | TB | FC | Blk | 50+ |
|------|-----|------|------|----|------|----|----|-----|-----|
| 2020 | 40 | 1610 | 40.3 | 66 | 10 | 4 | 12 | 1 | 9 |
| 2021 | 50 | 2188 | 43.8 | 58 | 15 | 2 | 16 | 0 | 13 |
| 2022 | 33 | 1406 | 42.6 | 55 | 11 | 1 | 16 | 0 | 5 |

| | | | | | | | | | |
|--------------|------------|-------------|--------------|-----------|-----------|----------|-----------|----------|-----------|
| 2023 | 53 | 2186 | 40.3 | 64 | 16 | 2 | 17 | 0 | 7 |
| Total | 176 | 7390 | 41.75 | 66 | 52 | 9 | 61 | 1 | 36 |

MORA'S 2020 GAME-BY-GAME STATS

| Date | No. | Yds. | Avg. | Lg | In20 | TB | FC | Blk | 50+ |
|--------------|-----------|-------------|-------------|-----------|-----------|----------|-----------|----------|----------|
| 9/12 | 6 | 242 | 40.3 | 59 | 2 | 1 | 1 | 0 | 2 |
| 9/19 | 4 | 116 | 29.0 | 46 | 1 | 0 | 0 | 0 | 0 |
| 10/17 | 5 | 236 | 47.2 | 52 | 0 | 0 | 1 | 0 | 2 |
| 10/24 | 5 | 206 | 41.2 | 55 | 1 | 1 | 1 | 0 | 2 |
| 10/31 | 4 | 169 | 42.2 | 47 | 1 | 0 | 3 | 0 | 0 |
| 11/14 | 6 | 255 | 42.5 | 51 | 3 | 0 | 5 | 0 | 1 |
| 12/12 | 6 | 249 | 41.5 | 66 | 1 | 2 | 1 | 0 | 2 |
| 12/30 | 4 | 137 | 34.25 | 48 | 1 | 0 | 0 | 1 | 0 |
| Total | 40 | 1610 | 40.3 | 66 | 11 | 4 | 12 | 1 | 9 |

MORA'S 2021 GAME-BY-GAME STATS

| Date | No. | Yds. | Avg. | Lg | In20 | TB | FC | Blk | 50+ |
|--------------|-----------|-------------|-------------|-----------|-----------|----------|-----------|----------|-----------|
| 9/3 | 4 | 177 | 44.2 | 56 | 2 | 0 | 0 | 0 | 2 |
| 9/11 | 1 | 45 | 45.0 | 45 | 1 | 0 | 0 | 0 | 0 |
| 9/18 | 3 | 128 | 42.7 | 57 | 1 | 0 | 1 | 0 | 1 |
| 9/25 | 3 | 120 | 40.0 | 44 | 3 | 0 | 0 | 0 | 0 |
| 10/2 | 5 | 193 | 38.6 | 51 | 1 | 0 | 2 | 0 | 1 |
| 10/9 | 5 | 228 | 45.6 | 58 | 2 | 0 | 1 | 0 | 2 |
| 10/23 | 0 | 0 | 0 | 0 | 0 | 0 | 0 | 0 | 0 |
| 10/30 | 3 | 148 | 52.5 | 53 | 1 | 1 | 1 | 0 | 2 |
| 11/6 | 2 | 89 | 44.5 | 48 | 1 | 0 | 0 | 0 | 0 |
| 11/13 | 6 | 282 | 47.0 | 51 | 1 | 0 | 4 | 0 | 1 |
| 11/20 | 4 | 183 | 45.8 | 50 | 0 | 0 | 3 | 0 | 1 |
| 11/26 | 4 | 160 | 40.0 | 45 | 1 | 0 | 1 | 0 | 0 |
| 12/4 | 8 | 343 | 42.9 | 55 | 0 | 1 | 2 | 0 | 2 |
| 12/31 | 2 | 89 | 44.5 | 48 | 1 | 1 | 1 | 0 | 1 |
| Total | 49 | 2276 | 43.9 | 58 | 15 | 2 | 18 | 0 | 13 |

MORA'S 2022 GAME-BY-GAME STATS

| Date | No. | Yds. | Avg. | Lg | In20 | TB | FC | Blk | 50+ |
|-------|-----|------|------|----|------|----|----|-----|-----|
| 9/1 | 3 | 131 | 43.7 | 46 | 2 | 0 | 1 | 0 | 0 |
| 9/10 | 5 | 211 | 42.2 | 49 | 3 | 0 | 2 | 0 | 0 |
| 9/17 | 3 | 107 | 35.7 | 46 | 0 | 0 | 1 | 0 | 0 |
| 9/24 | 5 | 202 | 40.4 | 50 | 3 | 0 | 2 | 0 | 1 |
| 10/1 | 3 | 115 | 38.3 | 39 | 0 | 0 | 1 | 0 | 0 |
| 10/8 | 1 | 34 | 34.0 | 34 | 0 | 0 | 1 | 0 | 0 |
| 10/22 | 3 | 152 | 50.7 | 55 | 0 | 1 | 1 | 0 | 1 |
| 10/29 | 4 | 199 | 49.5 | 52 | 1 | 0 | 2 | 0 | 3 |
| 11/5 | 3 | 123 | 41.0 | 46 | 1 | 0 | 3 | 0 | 0 |
| 11/12 | 3</ | | | | | | | | |

Total 30 1274 42.5 55 11 1 16 0 5

MORA'S 2023 GAME-BY-GAME STATS

| Date | No. | Yds. | Avg. | Lg | In20 | TB | FC | Blk | 50+ |
|--------------|-----------|-------------|-------------|-----------|-----------|----------|-----------|----------|----------|
| 8/31 | 4 | 175 | 43.8 | 48 | 2 | 0 | 0 | 0 | 0 |
| 9/9 | 2 | 73 | 36.5 | 42 | 1 | 0 | 0 | 0 | 0 |
| 9/16 | 7 | 207 | 29.6 | 43 | 3 | 0 | 4 | 0 | 0 |
| 9/23 | 2 | 64 | 32.0 | 48 | 1 | 0 | 1 | 0 | 0 |
| 10/7 | 6 | 277 | 46.6 | 59 | 2 | 0 | 3 | 0 | 1 |
| 10/14 | 5 | 229 | 45.8 | 55 | 1 | 0 | 2 | 0 | 1 |
| 10/22 | 7 | 283 | 40.4 | 50 | 3 | 1 | 0 | 0 | 0 |
| 10/28 | 9 | 440 | 48.9 | 64 | 1 | 1 | 3 | 0 | 4 |
| 11/2 | 4 | 156 | 39.0 | 43 | 1 | 0 | 2 | 0 | 0 |
| 11/11 | 7 | 282 | 40.3 | 53 | 1 | 0 | 2 | 0 | 1 |
| Total | 53 | 2186 | 40.3 | 64 | 16 | 2 | 17 | 0 | 7 |

#32 WILL COBB

LS, 5-10, 201, R-So., Matthews, N.C.

2022 (Redshirt Freshman)

Saw action in all 13 games during the 2022 season, helping lead the team to its seventh consecutive bowl game and back-to-back bowl wins with a victory over Missouri in the Gasparilla Bowl...Earned a spot as the starting long snapper...Member of the All-ACC Academic Team.

2021 (Freshman)

Saw action in wins against Norfolk State and Duke, playing one snap each...Redshirted

2020 (Freshman)

Made collegiate debut against Campbell (10/2), tallying three snaps.

High School

First team All-Charlotte Observer as a long snapper for Coach Andy Capone ... Four-year starter, three-time state champion and a team captain as a senior ... Played in the 2019 Shrine Bowl of the Carolinas ... Received Michael A. Kahn Community Service/Scholastic Scholarship Award.

Personal

Son of Kelley and Chris Cobb ... Born Nov. 15, 2001...Major is Undeclared.

COBB'S CAREER STATS

| | G-GS | S-A-Tot |
|--------------|--------------|--------------|
| 2020 | 1-0 | 0-0-0 |
| 2021 | 2-0 | 0-0-0 |
| 2022 | 13-13 | 0-0-0 |
| 2023 | 9-9 | 0-0-0 |
| Total | 26-22 | 0-0-0 |

#90 JACOB ZUHR

LS, 6-0, 214, So., Oviedo, Fla.

2021 (Freshman)

Saw action in all 14 games during the historic 2021 season that included ACC Atlantic Division and Gator Bowl titles...Started at long snapper for the second consecutive season...Tallied three tackles including a solo tackle at Syracuse...Played 141 total snaps over the course of the season.

2020 (True Freshman)

Appeared in all nine games at long snapper...Named the starting long snapper prior to the start of the season... Made collegiate debut against No. 1 Clemson (9/12) ... Earned his first varsity letter.

High School

The No. 1 rated long snapper in the 2020 class by Chris Rubio Long Snapping. 2019: Four-year letterman at Hagerty High ... Played for Coach Wes Allen as a senior ... Helped the Huskies to district championships in 2017 and 2018 ... Played in the All-American Bowl in San Antonio.

Personal

Son of Don and Jasmin Zuhr ... Born Jan. 2, 2002 ... Gradu-

ated with over a 3.5 GPA.

ZUHR'S CAREER STATS

| | G-GS | S-A-Tot |
|--------------|--------------|--------------|
| 2020 | 9-9 | 0-0-0 |
| 2021 | 14-14 | 1-1-1 |
| 2022 | 4-4 | 0-0-0 |
| Total | 27-27 | 1-1-1 |

#97 CALEB CARLSON

K, 6-3, 183, R-Fr., Coconut Grove, Fl.

2022 (Freshman)

Did not see action in a game, earning a redshirt.

High School

Four-year starter at Ransom Everglades...Ranked as the No. 11 kicker nationally by 5 Star Kornblue Fab50...Special teams player of the year for the Florida Independent Football Conference...Made 38 of 40 extra points and six of eight field goals - including a 47-yarder - as a senior...Received the special teams award from the Florida Independent Football Conference in 2020...Holds school record in the 300m hurdles with a time of 40.62 seconds...Ranks third in high school's history with a 103' 3.25 Javelin toss...Also lettered in soccer.

Personal

Son of Julie Moxley and Curtis Carlson...Sister, Caroline, is a women's Track and Field athlete at Villanova.

CARLSON'S CAREER KICKING STATS

| Date | No. | Yds. | Avg. | Lg | In20 | TB | FC | Blk | 50+ |
|--------------|-----------|------------|-------------|-----------|----------|----------|----------|----------|----------|
| 2023 | 13 | 821 | 62.7 | 65 | 0 | 7 | 0 | 0 | 0 |
| Total | 13 | 821 | 62.7 | 65 | 0 | 7 | 0 | 0 | 0 |

CARLSON'S 2023 GAME-BY-GAME STATS

| Date | No. | Yds. | Avg. | Lg | In20 | TB | FC | Blk | 50+ |
|--------------|----------|-----------|-------------|-----------|----------|----------|----------|----------|----------|
| 9/16 | 1 | 65 | 65.0 | 65 | 1 | 0 | 0 | 0 | 1 |
| Total | 1 | 65 | 65.0 | 65 | 1 | 0 | 0 | 0 | 1 |

#98 TYLER BLACK

K, 5-10, 179, Fr., Goochland, Va.

High School

Ranked 19th in the nation by Kohl's and was 5-star kicker and a 4.5-star punter ... 2021: Received Virginia 3A Second Team All-State honors ... Also notched First Team All-Region honors as a kicker and Second Team All-Region honors as a punter ... Connected on 4-of-6 field goal attempts with a long of 38, went 26-of-31 on PATs.

Personal

Son of Melissa (Mother) and Tom (Father) ... Born Feb. 18, 2005 ... Two-time state champion in the pole vault after placing 6th as a freshman.

BLACK'S CAREER KICKING STATS

| Date | No. | Yds. | Avg. | Lg | In20 | TB | FC | Blk | 50+ |
|--------------|-----------|-------------|-------------|-----------|-----------|-----------|----------|----------|-----------|
| 2023 | 36 | 2337 | 63.1 | 65 | 18 | 21 | 0 | 0 | 28 |
| Total | 36 | 2337 | 63.1 | 65 | 18 | 21 | 0 | 0 | 28 |

BLACK'S 2023 GAME-BY-GAME STATS

| Date | No. | Yds. | Avg. | Lg | In20 | TB | FC | Blk | 50+ |
|--------------|-----------|-------------|-------------|-----------|-----------|-----------|----------|----------|-----------|
| 9/9 | 8 | 517 | 64.6 | 65 | 7 | 5 | 0 | 0 | 7 |
| 9/16 | 5 | 304 | 60.8 | 65 | 3 | 2 | 0 | 0 | 3 |
| 9/23 | 4 | 259 | 64.8 | 65 | 3 | 2 | 0 | 0 | 4 |
| 10/7 | 3 | 195 | 65.0 | 65 | 0 | 3 | 0 | 0 | 3 |
| 10/14 | 4 | 260 | 65.0 | 65 | 0 | 4 | 0 | 0 | 4 |
| 10/22 | 4 | 217 | 54.2 | 65 | 0 | 2 | 0 | 0 | 2 |
| 10/28 | 4 | 260 | 65.0 | 65 | 4 | 2 | 0 | 0 | 4 |
| 11/2 | 4 | 260 | 65.0 | 65 | 4 | 3 | 0 | 0 | 4 |
| 11/11 | 1 | 65 | 65.0 | 65 | 1 | 1 | 0 | 0 | 1 |
| Total | 36 | 2337 | 63.1 | 65 | 18 | 21 | 0 | 0 | 28 |

#99 MATTHEW DENNIS

K, 5-11, 184, R-Fr., Charlotte, N.C.

2022 (Redshirt Freshman)

Made collegiate debut, going 3-3 with a long of 33 yards against VMI (9/1)

2021 (Freshman)

Did not see action during the 2021 season...Redshirted

High School

Played for head coach Scott Chadwick ... Rated as the No. 10 kicker in the 2021 Class by 247sports ... Split the uprights on all nine of his field goal attempts in his career ... Tallied 85 total points for the Mustangs in his junior season ... Made 130 of 137 extra point tries as a sophomore and junior ... Scored a career-long 44 yard field goal as a sophomore ... Helped lead Myers Park to a 12-1 record in 2019 with a perfect 7-0 league mark ... Two-time (2018, 2019) All-Southwestern 4A Conference kicker ... Earned second team All-Mecklenburg County in 2018 and named the 2019 Greater Charlotte Kicker of the Year ... Named Friday Nights in Carolina under the radar kicker to watch prior to the 2020 season ... Named an All-North Carolina kicker by Rivals.com and a Chris Sailer Kicking Honorable Mention All-American in 2020 ... Garnered a Top 12 invite for 2021 Chris Sailer Kicking.

Personal

Son of Anna Sison and Ian Dennis

DENNIS' CAREER KICKING STATS

| | FG-A | Pct | 0-19 | 20-29 | 30-39 | 40-49 | 50+ | PAT | PTS |
|--------------|--------------|-------------|------------|--------------|--------------|------------|------------|--------------|------------|
| 2022 | 12-14 | .857 | 0-0 | 4-4 | 7-8 | 1-2 | 0-0 | 53-53 | 89 |
| 2023 | 14-19 | .736 | 0-1 | 9-10 | 5-8 | 1-2 | 0-0 | 19-20 | 58 |
| Total | 26-33 | .788 | 0-1 | 13-14 | 16-16 | 2-4 | 0-0 | 72-73 | 150 |

DENNIS' 2022 GAME-BY-GAME STATS

| Date | Opp | FG-A | 0-19 | 20-29 | 30-39 | 40-49 | 50+ | PAT | PTS |
|--------------|-------------------|------------|------------|------------|------------|------------|--------------|-----------|-----|
| 9/1 | VMI | 3-3 | 0-0 | 0-0 | 3-3 | 0-0 | 0-0 | 4-4 | 13 |
| 9/10 | VAN | 1-1 | 0-0 | 1-1 | 0-0 | 0-0 | 0-0 | 6-6 | 9 |
| 9/17 | LIB | 3-3 | 0-0 | 1-1 | 1-1 | 1-1 | 0-0 | 4-4 | 13 |
| 9/24 | CLEM | 1-1 | 0-0 | 1-1 | 0-0 | 0-0 | 0-0 | 6-6 | 9 |
| 10/1 | FSU | 1-2 | 0-0 | 1-1 | 0-0 | 0-1 | 0-0 | 4-4 | 7 |
| 10/8 | Army | 1-1 | 0-0 | 0-0 | 1-1 | 0-0 | 0-0 | 5-5 | 8 |
| 10/22 | BC | 0-0 | 0-0 | 0-0 | 0-0 | 0-0 | 0-0 | 5-5 | 5 |
| 10/29 | LU | 0-0 | 0-0 | 0-0 | 0-0 | 0-0 | 0-0 | 2-2 | 2 |
| 11/5 | NCST | 0-1 | 0-0 | 0-0 | 0-1 | 0-0 | 0-0 | 3-3 | 3 |
| 11/12 | UNC | 0-0 | 0-0 | 0-0 | 0-0 | 0-0 | 0-0 | 4-4 | 4 |
| 11/19 | CUSE | 1-1 | 0-0 | 0-0 | 1-1 | 0-0 | 0-0 | 6-6 | 9 |
| 11/26 | Duke | 1-1 | 0-0 | 0-0 | 1-1 | 0-0 | 0-0 | 4-4 | 7 |
| Total | 12-1212-14 | 0-0 | 4-4 | 7-8 | 1-2 | 0-0 | 53-53 | 89 | |

DENNIS' 2023 GAME-BY-GAME STATS

| Date | Opp | FG-A | 0-19 | 20-29 | 30-39 | 40-49 | 50+ | PAT | PTS |
|--------------|-------------------|------------|-------------|------------|------------|------------|--------------|-----------|-----|
| 8/31 | Elon | 3-3 | 0-0 | 2-2 | 1-1 | 0-0 | 0-0 | 3-3 | 12 |
| 9/9 | Vandy | 3-4 | 0-0 | 2-2 | 0-0 | 1-2 | 0-0 | 3-3 | 12 |
| 9/16 | ODU | 2-2 | 0-0 | 0-0 | 2-2 | 0-0 | 0-0 | 3-3 | 9 |
| 9/23 | GT | 1-1 | 0-1 | 2-2 | 0-0 | 0-0 | 0-0 | 1-2 | 4 |
| 10/7 | Clemson | 2-3 | 0-0 | 1-1 | 1-2 | 0-0 | 0-0 | 0-0 | 6 |
| 10/14 | VT | 2-2 | 0-0 | 1-1 | 1-1 | 0-0 | 0-0 | 1-1 | 7 |
| 10/22 | Pitt | 0-0 | 0-0 | 0-0 | 0-0 | 0-0 | 0-0 | 3-3 | 3 |
| 10/28 | FSU | 1-1 | 0-0 | 1-1 | 0-0 | 0-0 | 0-0 | 2-2 | 5 |
| 11/2 | Duke | 0-2 | 0-0 | 0-1 | 0-1 | 0-0 | 0-0 | 3-3 | 3 |
| 11/11 | NCST | 0-1 | 0-0 | 0-0 | 0-1 | 0-0 | 0-0 | 0-0 | 0 |
| Total | 10-1014-19 | 0-1 | 9-10 | 5-8 | 1-2 | 0-0 | 19-20 | 61 | |

GAME RECAPS



GAME 1
ELON
WAKE FOREST

17
37

AUGUST 31 - ALLEGACY STADIUM - WINSTON-SALEM, N.C. - ATTENDANCE - 30,028

WINSTON-SALEM, N.C. -- On a special Opening Night when the home of Demon Deacons football donned its new name, Allegacy Federal Credit Union Stadium, Wake Forest University hosted its first season-opening sellout crowd since 2011 and its sixth sellout overall since 2021 as the Deacs downed the Elon Phoenix in dominant fashion, 37-17.

Along with a capacity crowd on hand to witness Mitch Griffis lead the offense with three touchdown passes, ACC Network broadcasted live from Allegacy Stadium for eight hours on Thursday as the Demon Deacons officially kicked off the 2023 season for the Atlantic Coast Conference.

Additionally, Thursday's victory marked the 150th in the storied head coaching career for Dave Clawson as he began his 24th season as a head coach. Coach Clawson ranks 16th in the FBS among active coaches in total wins and the Deacs are now one of just nine programs in the country with 20 victories since the start of the 2021 season.

Beyond Griffis' three touchdowns, three different Demon Deacons recorded more than 75 receiving yards on the night: Jahmal Banks (six receptions, 108 yards, one touchdown), Cameron Hite (four receptions, 91 yards, one touchdown) and Wesley Grimes (three receptions, 76 yards, one touchdown).

Defensively, both Demarcus Rankin and DaShawn Jones recorded interceptions as Wake Forest held Elon scoreless in the first half with just 251 total yards for the game.

Over the last decade in the Coach Dave Clawson era, Wake Forest is 8-2 in season openers and the Deacs hold an 7-1 mark at home in those contests.

Speaking of contests inside Allegacy Stadium, behind record-setting crowds, multiple sellouts and raucous student sections, the Deacs have been among the toughest teams to play inside their home stadium over the last three years. Wake Forest holds an 18-3 (.857) record inside Allegacy Stadium since the start of the 2020 season which included a program-record 11-game winning streak spanning from the 2020 to 2022 seasons. The 85.7 percent win rate ranks second in the ACC during that time period.

Additionally, the Demon Deacons are now 21-4 at home since the start of the 2019 season.

Wake Forest will look to continue its winning ways at home next week when the Vanderbilt Commodores come into Winston-Salem for an 11 a.m. kickoff. Less than 1,000 tickets remain for this seismic ACC-SEC clash.

| | 1 | 2 | 3 | 4 | Final |
|-------------|----|----|----|---|-------|
| Elon | 0 | 0 | 14 | 3 | 17 |
| Wake Forest | 10 | 14 | 6 | 7 | 37 |

SCORING SUMMARY

1st Quarter

WF - W. Grimes 18 yd pass from M. Griffis (M. Dennis kick), 02:29 0-7
WF - M Dennis 34 yd Field Goal, 03:10 0-10

2nd Quarter

WF - J. Banks 33 yd pass from M. Griffis (M. Dennis kick), 01:15 0-17
WF - C. Hite 69 yd pass from M. Griffis (M. Dennis kick), 01:07 0-24

3rd Quarter

WF - M. Dennis 29 yd Field Goal, 04:19 0-27
Elon - J. Hampton 49 yd rush (J. Berkowitz kick), 01:52 7-27
Elon - C. Curtain 50 yd interception return (J. Berkowitz kick), 01:09 14-27
WF - M. Dennis 29 yd Field Goal, 03:18 7-30

4th Quarter

WF - D. Claiborne 10 yd rush (M. Dennis kick), 02:35 14-37
Elon - J. Berkowitz 29 yd Field Goal, 04:08 17-37

| | ELON | WF |
|----------------------------|---------|---------|
| SCORE | 17 | 27 |
| FIRST DOWNS | 13 | 23 |
| RUSHES-YARDS (NET) | 29-105 | 35-98 |
| PASSING YDS (NET) | 146 | 329 |
| PASSES COMP-ATT-INT | 21-36-2 | 19-30-1 |
| TOTAL OFFENSE PLAYS-YARDS | 65-251 | 65-427 |
| FUMBLE RETURNS-YARDS | 0-0 | 0-0 |
| PUNT RETURNS-YARDS | 0-0 | 4-19 |
| KICKOFF RETURNS-YARDS | 4-70 | 2-54 |
| INTERCEPTION RETURNS-YARDS | 0-0 | 0-0 |
| PUNTS (NUMBER-AVG) | 8-40.4 | 4-41.2 |
| FUMBLES-LOST | 0-0 | 0-0 |
| PENALTIES-YARDS | 4-35 | 4-50 |
| POSSESSION TIME | 31:50 | 28:20 |
| THIRD-DOWN CONVERSIONS | 2 OF 16 | 6 OF 13 |
| FOURTH-DOWN CONVERSIONS | 3 OF 3 | 0 OF 0 |
| RED-ZONE SCORES-CHANCES | 1-2 | 5-5 |
| SACKS BY: NUMBER-YARDS | 4-30 | 4-21 |

RUSHING: ELON - J. Hampton 15-97; J. Allen 6-17; C. Brayboy 2-15; W. Dixie III 2-3; J. Bumper 1-2; M. Downing 3-0.
WF - D. Claiborne 13-74; J. Ellison 10-30; K. Williams 1-7; M. Griffis 11-25.

PASSING: ELON - J. Allen 18-29-2; M. Downing 3-7-0.
WF - M. Griffis 19-30-1.

RECEIVING: ELON - J. Bonner 7-58; C. Brayboy 5-28; C. Da-Silva 2-16; J. Dalton 2-12; J. Hampton 2-11; C. Hardy- 2-4; J. Miller II 1-17.
WF - J. Banks 6-108; C. Hite 4-91; W. Grimes 3-76; T. Morin 2-36; K. Williams 2-13; J. Ellison 2-5.



GAME 2
VANDERBILT
WAKE FOREST

20
36

SEPTEMBER 9 - ALLEGACY STADIUM - WINSTON-SALEM, N.C. - ATTENDANCE - 28,363

WINSTON-SALEM, N.C. -- Behind a trio of turnovers forced and a balanced offensive attack that featured 288 total rushing yards by the Deacs inside Allegacy Federal Credit Union Stadium, head coach Dave Clawson's squad earned Wake Forest football's fourth-straight win over a program from the Southeastern Conference by defeating Vanderbilt on Saturday, 36-20.

In addition to the big-time victory on the field, Allegacy Stadium hosted its second-straight sellout to open the 2023 season as 28,363 fans and 3,142 students were hand to witness it the Deacs have a pair of rushers each tally 100 yards on the ground for the first time since 2020.

Saturday marked the Deacs seventh sellout since the 2021 and Wake Forest has had at least two sellouts in the first month of the season for the second time in as many years.

Overall for the Demon Deacons defense, Wake Forest's trio of turnovers came on a pair of interceptions and a fumble recovery that was returned for a touchdown.

Junior Malik Mustapha recorded his third-career interception on the game's first drive, which led to a field goal by redshirt sophomore Matthew Dennis. Right before halftime, redshirt senior Brendon Harris scored his first career touchdown when he recovered a fumble on special teams play and returned it 31 yards for the score. Finally, redshirt sophomore Dashawn Jones registered his second career interception, and his second in as many games, when he snared an interception late in the first half on Saturday.

Offensively, the Deacs were paced by a pair of 100-plus yard rushers as sophomore Demond Claiborne and redshirt freshman Tate Carney tallied 165 and 117 yards, respectively. Also, redshirt sophomore QB Mitch Griffis tossed a pair of touchdown passes to juniors Jahmal Banks and Ke'Shawn Williams, respectively. Banks' score marked his third in as many games.

Wake Forest's student-athletes tremendous efforts on Saturday increased the Deacs' record vs. non-ACC teams over the past five years in the league as Wake is 15-2 (.882). That is the top mark in the ACC during that half-decade span, with the next closest team at 13-4 (Pitt).

Additionally, Coach Clawson is now 4-0 against SEC opponents while at Wake Forest, including bowl wins over Texas A&M (Belk, 2017) and Missouri (Gasparilla, 2022). Wake Forest is currently tied for the second-longest active win streak against SEC teams, trailing just Stanford who has a six-game win streak.

Finally, the Demon Deacons are now 22-4 at home since the start of the 2019 season. Wake Forest hits the road for a non-conference matchup at Old Dominion on Saturday, Sept. 16 at 12 p.m. inside Kornblau Field at S.B. Ballard Stadium and

| | 1 | 2 | 3 | 4 | Final |
|-------------|---|----|---|---|-------|
| Vanderbilt | 0 | 14 | 0 | 6 | 20 |
| Wake Forest | 3 | 21 | 3 | 9 | 36 |

SCORING SUMMARY

1st Quarter

WF - M. Dennis 25 yd Field Goal, 00:40 0-3
2nd Quarter

WF - J. Banks 7 yd pass from M. Griffis (M. Dennis kick), 03:10 0-10
Vandy - W. Sheppard 11 yd pass from A. Swann (J. Borcila kick), 02:46 7-10
WF - T. Carney 1 yd rush (M. Dennis kick), 06:41 7-17
Vandy - W. Sheppard 10 yd pass from A. Swann (J. Borcila kick), 01:40 14-17
WF - B. Harris 31 yd fumble return (M. Dennis kick), 00:52 14-24

3rd Quarter

WF - M. Dennis 44 yd Field Goal, 02:18 14-27

4th Quarter

WF - K. Williams 24 yd pass from M. Griffis (M. Dennis kick), 03:15 14-33
Vandy - L. Humphreys 30 yd pass from A. Swann (A. Swann to L. Humphreys failed), 02:31 20-33
WF - M. Dennis 20 yd Field Goal, 06:44 20-36

| | VANDY | WF |
|----------------------------|---------|----------|
| SCORE | 20 | 36 |
| FIRST DOWNS | 21 | 29 |
| RUSHES-YARDS (NET) | 24-109 | 48-288 |
| PASSING YDS (NET) | 314 | 196 |
| PASSES COMP-ATT-INT | 26-39-2 | 17-26-0 |
| TOTAL OFFENSE PLAYS-YARDS | 63-423 | 74-484 |
| FUMBLE RETURNS-YARDS | 1-1 | 1-31 |
| PUNT RETURNS-YARDS | 2-111 | 1-2 |
| KICKOFF RETURNS-YARDS | 4-251 | 1-15 |
| INTERCEPTION RETURNS-YARDS | 0-0 | 2-66 |
| PUNTS (NUMBER-AVG) | 2-55.5 | 2-36.5 |
| FUMBLES-LOST | 1-31 | 0-0 |
| PENALTIES-YARDS | 5-42 | 3-25 |
| POSSESSION TIME | 25:43 | 29:44 |
| THIRD-DOWN CONVERSIONS | 6 OF 12 | 10 OF 15 |
| FOURTH-DOWN CONVERSIONS | 0 OF 3 | 0 OF 0 |
| RED-ZONE SCORES-CHANCES | 2-3 | 2 OF 5 |
| SACKS BY: NUMBER-YARDS | 2-11 | 2-8 |

RUSHING: VANDY- P. Smith 10-77, S. Alexander 10-28, L. Kyle 1-12, A. Swann 3--8.
WF - D. Claiborne 26-165, T. Carney 13-117, M. Griffis 7-9

PASSING: VANDY- A. Swann 26-39-2.
WF - M. Griffis 17-26-0.

RECEIVING: VANDY- W. Sheppard 8-87, J. McGowan 6-72, L. Humphreys 4-109, J. Ball 4-17, J. Sherrill 2-19, Q. Skinner Jr. 1-6, L. Kyle 1-4, P. Smith 1-0.
WF - K. Williams 5-92, J. Banks 4-34, T. Morin 4-28, W. Grimes 3-40, C. Hite 1-2.

GAME RECAPS



GAME 3
WAKE FOREST
OLD DOMINION

27
24

SEPTEMBER 16 - S.B. BALLARD STADIUM - NORFOLK, VA. - ATTENDANCE - 18,276

NORFOLK, VA -- Behind 20 unanswered points in the second half and a program record 10 sacks by the vaunted Demon Deacons defense, head coach Dave Clawson's squad earned Wake Forest football's first road win of the 2023 season on Saturday at Old Dominion, 27-24.

Wake Forest trailed by 17 points in Saturday's win at Old Dominion. With that, the Demon Deacons second-half comeback marked the program's largest since Nov. 11, 2017, at Syracuse. In that contest, Wake Forest also trailed by 17 points and went onto win, 64-43. The 17-point come-from-behind win is tied for sixth in Wake Forest history and tied with the aforementioned 2017 contest at Syracuse for the second-largest in the Dave Clawson era.

The victory marked Wake Forest's 12th-straight win over a non-conference opponent, which is the second longest streak in the country. The Deacs only trail the two-time defending College Football Playoff Champion Georgia Bulldogs who have won 19-straight out-of-conference contests.

Defensively, Wake Forest was led by its starting linebackers on Saturday as redshirt sophomore Dylan Hazen and senior Jacob Roberts combined for 22 tackles, six tackles-for-loss and four sacks. Additionally, junior Evan Slocum recorded his first-career interception in the first half and junior Jasheen Davis tallied three sacks and a fumble recovery.

Offensively, Wake Forest had six players with multiple receptions in the game and redshirt junior Taylor Morin caught a pair of touchdowns passes and tallied 112 receiving yards overall on the day. With his two scores, Morin has now caught 19 touchdown passes in his career, which ranks tied for eighth in Demon Deacons history.

Wake Forest's student-athletes tremendous efforts on Saturday increased the Deacs' record vs. non-ACC teams over the past five years in the league as Wake is 16-2 (.889). That is the top mark in the ACC during that half-decade span, with the next closest team at 11-4 (Duke).

Additionally, head coach Dave Clawson and the Demon Deacons have been dominant over teams in the Commonwealth of Virginia as the Deacs extended their streak to seven-straight victories over teams from the state. This includes at least one win in each of the last four seasons.

Wake Forest's returns to Allegacy Federal Credit Union Stadium next week on Saturday, Sept. 23 for a 6:30 p.m. kickoff on The CW against Georgia Tech and the contest is sold out. The game will mark the Deacs eighth sellout since the 2021 and it marks the second-straight year that Wake Forest has sold out three-consecutive games in a season.

Additionally, next Saturday will mark the Yellow Jackets first visit to Winston-Salem since 2010.

If fans are interested in standing room only tickets for next Saturday's ACC opener for the Deacs, call the Wake Forest Ticket Office at 336-758-3322 for more information. Additionally, tickets to all games that are sold out can be purchased through our trusted secondary market partner SeatGeek.

| | 1 | 2 | 3 | 4 | Final |
|--------------|---|----|----|----|-------|
| Wake Forest | 0 | 0 | 13 | 14 | 27 |
| Old Dominion | 0 | 17 | 7 | 0 | 24 |

SCORING SUMMARY

2nd Quarter

ODU - J. Harvey 68 yd pass from G. Wilson (E. Sanchez kick), 00:36 0-7
 ODU - L. James 80 yd fumble return (E. Sanchez kick), 01:21 0-14
 ODU - E. Sanchez 49 yd field goal, 04:44 0-17

3rd Quarter

WF - T. Morin 27 yd pass from M. Griffis (M. Dennis kick), 03:35 7-17
 ODU - L. James 66 yd interception return (E. Sanchez kick), 02:45 7-24
 WF - M. Dennis 36 yd Field Goal, 03:03 10-24
 WF - M. Dennis 36 yd Field Goal, 02:30 13-24

4th Quarter

WF - T. Morin 48 yd pass from M. Griffis (M. Dennis kick), 03:42 20-24
 WF - J. Banks 4 yd pass from M. Griffis (M. Dennis kick), 00:36 27-24

| | WF | ODU |
|----------------------------|-----------|-----------|
| SCORE | 27 | 24 |
| FIRST DOWNS | 25 | 14 |
| RUSHES-YARDS (NET) | 43-97 | 36-67 |
| PASSING YDS (NET) | 312 | 233 |
| PASSES COMP-ATT-INT | 24-41-2 | 11-27-1 |
| TOTAL OFFENSE PLAYS-YARDS | 84-409 | 63-300 |
| FUMBLE RETURNS-YARDS | 1-14 | 1-80 |
| PUNT RETURNS-YARDS | 2-35 | 0-0 |
| KICKOFF RETURNS-YARDS | 1-20 | 4-79 |
| INTERCEPTION RETURNS-YARDS | 1-56 | 2-66 |
| PUNTS (NUMBER-AVG) | 2-17.5 | 0-0.0 |
| FUMBLES-LOST | 4-1 | 1-1 |
| PENALTIES-YARDS | 6-65 | 5-35 |
| POSSESSION TIME | 34:50 | 25:10 |
| THIRD-DOWN CONVERSIONS | 5 OF 17 | 3 OF 15 |
| FOURTH-DOWN CONVERSIONS | 0 OF 0 | 0 OF 1 |
| RED-ZONE SCORES-CHANCES | 3-5 | 0-2 |
| SACKS BY: NUMBER-YARDS | 10-68 | 4-44 |

RUSHING: WF - J. Ellison 16-86; D. Claiborne 11-34; M. Griffis 12- -7.
 ODU - D. Roche 11-86; K. Wicks 11-32; G. Wilson 14- -51.

PASSING: WF - M. Griffis 21-41-2.
 ODU - G. Wilson 11-26-1.

RECEIVING: WF - J. Banks 8-81; T. Morin 9-112; K. Williams 11-45; W. Grimes 7-56; D. Claiborne 2-13; J. Ellison 2-5; G. Ellis 1-0; T. Boll 1-0.
 ODU - J. Harvey 6-166; I. Paige 4-39; K. Williams 7-13; J. Bly 2-4; R. Murphy 2-11; D. Dutton 2-0; A. Granger 3-0.



GAME 4
GEORGIA TECH
WAKE FOREST

30
16

SEPTEMBER 23 - ALLEGACY STADIUM - NORFOLK, VA. - ATTENDANCE - 32,528

WINSTON-SALEM, N.C. -- The Demon Deacons football program dropped their Atlantic Coast Conference opener on Saturday, 30-16. Despite the loss, Allegacy Stadium hosted its third sellout crowd of the season as 32,528 fans and 3,202 students packed the stands and witnessed junior running back Justice Ellison tally a career-high 137 yards on 18 carries and DaShawn Jones recorded his third interception through four games in the 2023 season.

In addition to Ellison on offense, Wesley Grimes hauled in his second touchdown reception of the season while Taylor Morin and Jahmal Banks each recorded six receptions.

Meanwhile, the Demon Deacons defense tallied six tackles for loss and was led by Dylan Hazen with nine tackles while Jones recorded a first-half interception.

Wake Forest returns to Allegacy Federal Credit Union Stadium on Oct. 21 when the Deacs host Pitt. Meanwhile, the Deacs are on a bye next week before a pair of road games at Clemson (Oct. 7) and at Virginia Tech (Oct. 14).

| | 1 | 2 | 3 | 4 | Final |
|--------------|---|----|---|----|-------|
| Georgia Tech | 7 | 13 | 0 | 10 | 30 |
| Wake Forest | 3 | 0 | 6 | 7 | 16 |

SCORING SUMMARY

1st Quarter

WF - M. Dennis 25 yd Field Goal, 06:29 0-3
 GT - E. Singleton, Jr. 31 yd pass from H. King (A. Birr kick), 02:35 7-3

2nd Quarter

GT - A. Jannah 33 yd pass from H. King (A. Birr kick), 03:09 14-3
 GT - A. Birr 25 yd Field Goal, 00:54 17-3
 GT - A. Birr 48 yd Field Goal, 02:21 20-3

3rd Quarter

WF - D. Claiborne 7 yd rush (M. Dennis kick missed), 04:34 20-9

4th Quarter

WF - W. Grimes 16 yd pass from M. Griffis (M. Dennis kick), 05:21 23-16
 GT - J. Haynes 26 yd rush (A. Birr kick), 00:53 30-16

| | WF | GT | WF |
|----------------------------|-----------|-----------|----|
| SCORE | 30 | 16 | |
| FIRST DOWNS | 13 | 29 | |
| RUSHES-YARDS (NET) | 32-158 | 52-224 | |
| PASSING YDS (NET) | 222 | 162 | |
| PASSES COMP-ATT-INT | 16-27-1 | 16-30-3 | |
| TOTAL OFFENSE PLAYS-YARDS | 59-380 | 82-386 | |
| FUMBLE RETURNS-YARDS | 1-6 | 0-0 | |
| PUNT RETURNS-YARDS | 0-0 | 1-3 | |
| KICKOFF RETURNS-YARDS | 2-38 | 2-44 | |
| INTERCEPTION RETURNS-YARDS | 3-37 | 1-13 | |
| PUNTS (NUMBER-AVG) | 4-18.5 | 2-64 | |
| FUMBLES-LOST | 0-0 | 4-2 | |
| PENALTIES-YARDS | 14-142 | 2-15 | |
| POSSESSION TIME | 28:01 | 31:59 | |
| THIRD-DOWN CONVERSIONS | 7 OF 15 | 7 OF 14 | |
| FOURTH-DOWN CONVERSIONS | 0 OF 1 | 1 OF 3 | |
| RED-ZONE SCORES-CHANCES | 2-2 | 3-3 | |
| SACKS BY: NUMBER-YARDS | 8-36 | 0-0 | |

RUSHING: GT - J. Haynes 18-95; H. King 6-53; T. Cooley 1- -2.
 WF - J. Ellison 18-137; M. Griffis 20-43; D. Claiborne 13-42; T. Carney 1-2.

PASSING: GT - H. King 16-27-1.
 WF - M. Griffis 16-30-3.

RECEIVING: GT - E. Singleton, Jr. 10-50; A. Jannah 2-47; J. Haynes 2-13; M. Rutherford 4-11; T. Cooley 2-8; L. Benson 1-38; A. Boyd 3-31; C. Leary 2-14; D. Leonard 1-10.

GAME RECAPS



GAME 5
WAKE FOREST
CLEMSON

12
17

OCTOBER 7 - MEMORIAL STADIUM - CLEMSON, S.C. - ATTENDANCE - 80,810

CLEMSON, S.C. -- The Wake Forest football program suffered its first road defeat of the 2023 season on Saturday in front of a sellout homecoming crowd at Memorial Stadium against Clemson, 17-12. Despite the loss, the Demon Deacons defense played extremely well and held the Tigers to just 17 points in their home stadium. Saturday marked just the third time since the 2017 season that Clemson had been held to that 17 points or less in Clemson.

Additionally on defense, Wake Forest was able to force Clemson to commit a pair of turnovers on Saturday for the first time in this annual series since 2017.

Individually on that side of the ball, junior safety Malik Mustapha recorded a game-high tying nine tackles and sophomore linebacker Dylan Hazen tallied eight stops and had one tackle-for-loss. The Deacs turnovers came on a pair of fumbles by Clemson, which were recovered by senior Chelan Garnes and junior Kevin Pointer.

On the offensive end, QB Mitch Griffis recorded his first-career road ACC start and threw for 137 yards and did not commit a turnover. Meanwhile, sophomore running back Demond Claiborne rushed for 60 yards and scored a touchdown. Also, redshirt sophomore kicker Matt Dennis made field goals on Saturday from 35 and 22 yards, respectively.

Wake Forest and Clemson have now met 72-straight years following Saturday's contest and it is the longest active uninterrupted series for the Tigers.

Wake Forest continues its road swing at Virginia Tech (Oct. 14) next weekend. The Demon Deacons next home game will be on Saturday, Oct. 21 when Pittsburgh comes to Winston-Salem for Homecoming Weekend.

| | 1 | 2 | 3 | 4 | Final |
|-------------|---|---|---|---|-------|
| Wake Forest | 3 | 0 | 3 | 6 | 12 |
| Clemson | 0 | 7 | 3 | 7 | 17 |

SCORING SUMMARY

1st Quarter

WF- M. Dennis 35 yd Field Goal, 03:15 3-0

2nd Quarter

CLEM- C. Klubnik 7 yd rush (J.Weitz kick), 07:07 3-7

3rd Quarter

CLEM- J. Weitz Field Goal, 07:45 3-10

WF- M. Dennis 22 yd Field Goal, 04:55 6-10

4th Quarter

CLEM- W. Shipley 1 yd rush (J. Weitz kick), 03:45 6-17

WF- D. Claiborne 3 yd rush (J. Banks pass from M. Griffis failed), 04:15 12-17

| | WF | CLEM |
|----------------------------|-----------|-----------|
| SCORE | 12 | 17 |
| FIRST DOWNS | 18 | 19 |
| RUSHES-YARDS (NET) | 39-102 | 42-207 |
| PASSING YDS (NET) | 137 | 131 |
| PASSES COMP-ATT-INT | 15-25-0 | 18-28-0 |
| TOTAL OFFENSE PLAYS-YARDS | 64-239 | 70-338 |
| FUMBLE RETURNS-YARDS | 0-0 | 1-15 |
| PUNT RETURNS-YARDS | 6-277 | 5-215 |
| KICKOFF RETURNS-YARDS | 3-195 | 4-260 |
| INTERCEPTION RETURNS-YARDS | 0-0 | 0-0 |
| PUNTS (NUMBER-AVG) | 1-13 | 2-0 |
| FUMBLES-LOST | 1-1 | 2-2 |
| PENALTIES-YARDS | 3-20 | 6-69 |
| POSSESSION TIME | 28:39 | 31:21 |
| THIRD-DOWN CONVERSIONS | 2 OF 12 | 6 OF 15 |
| FOURTH-DOWN CONVERSIONS | 0 OF 1 | 2 OF 2 |
| RED-ZONE SCORES-CHANCES | 3-5 | 3-4 |
| SACKS BY: NUMBER-YARDS | 0-0 | 4-15 |

RUSHING: WF - D. CLAIBORNE 19-60; M. GRIFFIS 14-25; T. CARNEY 5-14; J. ELLISON 1-3. CLEM - W. SHIPLEY 19-97; P. MAFAH 9-63; C. KLUBNIK 12-48; H. GREENE 1-1.

PASSING: WF - M. GRIFFIS 15-25-0. CLEM - C. KLUBNIK 18-28-0.

RECEIVING: WF - J. BANKS 15-55; K. WILLIAMS 4-27; W. GRIMES 4-41; T. MORIN 1-9; C. HITE 1-5. CLEM - B. COLLINS 7-50; J. BRININGSTOOL 6-30; T. BROWN 7-22; T. STELLATO 2-10; P. MAFAH 1-9; S. ENNIS 1-6; W. SHIPLEY 3-4; H. GREENE 1-0.



GAME 6
WAKE FOREST
VIRGINIA TECH

13
30

OCTOBER 14 - LANE STADIUM - BLACKSBURG, VA. - ATTENDANCE - 65,632

BLACKSBURG, VA -- Despite a standout defensive effort by the Demon Deacons that included three three-and-outs, one turnover forced and four tackles-for-loss, the Wake Forest football team dropped its road contest at Virginia Tech on Saturday afternoon, 30-13.

Individually, the top highlight of the game came in the second quarter when running back Demond Claiborne returned a kickoff 97 yards for a touchdown. The return TD marked the Deacs first since Ja'Sir Taylor's 99-yard touchdown in a 42-10 victory over Old Dominion in 2021.

The Demon Deacons (3-3, 0-3 ACC) defense was individually led by senior Chelan Garnes and junior Malik Mustapha as they each tallied eight tackles and a half-sack. Junior Caelen Carson recorded a forced fumble and recovery for the aforementioned turnover.

Offensively, redshirt junior quarterback Michael Kern and redshirt sophomore Mitch Griffis combined for 243 yards passing and 22 completions on the day. They targeted redshirt junior Taylor Morin 10 times and he caught seven passes for 86 yards as he moved into the top-10 in program history for career receptions.

Kicker Matthew Dennis continued his excellent season as he converted field goal attempts from 28 and 34 yards, respectively. He has now hit 13 field goals this fall, which ranks tied for second in the country.

The loss marked Wake Forest's first contest against a program from the state of Virginia since 2019. Wake Forest previously had a streak of seven-straight wins, including multiple wins over UVA and a win over Virginia Tech in 2020.

Wake Forest will look to rebound next week when it returns home for the first time since Sept. 23 as the Demon Deacons welcome Pittsburgh to Allegacy Stadium for Homecoming Weekend and a 3:30 p.m. kickoff on ACC Network.

| | 1 | 2 | 3 | 4 | Final |
|---------------|---|----|---|----|-------|
| Wake Forest | 0 | 10 | 0 | 3 | 13 |
| Virginia Tech | 0 | 17 | 3 | 10 | 30 |

SCORING SUMMARY

2nd Quarter

VT- B. Tuten 3 yd rush (J. Love kick), 01:48 0-7

VT- J. Love 37 yd Field Goal, 04:31 0-10

WF- D. Claiborne 96 yd kickoff return (M. Dennis kick), 00:00 7-10

VT- J. Lane 75 yd pass from K. Drones (J. Love kick), 00:11 7-17

WF- M. Dennis 28 yd Field Goal, 00:00 10-17

3rd Quarter

VT- J. Love 28 yd Field Goal, 06:26 10-20

4th Quarter

WF- M. Dennis 34 yd Field Goal, 03:12 13-20

VT- J. Love 36 yd Field Goal, 04:31 13-23

VT- J. Lane 12 yd pass from K. Drones (J. Love kick), 03:07 13-30

| | WF | VT |
|----------------------------|-----------|-----------|
| SCORE | 13 | 30 |
| FIRST DOWNS | 20 | 21 |
| RUSHES-YARDS (NET) | 31-35 | 36-141 |
| PASSING YDS (NET) | 227 | 321 |
| PASSES COMP-ATT-INT | 22-39-1 | 20-29-0 |
| TOTAL OFFENSE PLAYS-YARDS | 70-262 | 65-462 |
| FUMBLE RETURNS-YARDS | 0-0 | 0-0 |
| PUNT RETURNS-YARDS | 0-0 | 1-3 |
| KICKOFF RETURNS-YARDS | 3-133 | 0-0 |
| INTERCEPTION RETURNS-YARDS | 0-0 | 1-0 |
| PUNTS (NUMBER-AVG) | 5-45.8 | 4-46.2 |
| FUMBLES-LOST | 4-2 | 2-1 |
| PENALTIES-YARDS | 5-37 | 8-79 |
| POSSESSION TIME | 27:08 | 32:52 |
| THIRD-DOWN CONVERSIONS | 3 OF 14 | 3 OF 12 |
| FOURTH-DOWN CONVERSIONS | 1 OF 3 | 1 OF 1 |
| RED-ZONE SCORES-CHANCES | 2-2 | 5-5 |
| SACKS BY: NUMBER-YARDS | 1-3 | 7-48 |

RUSHING: WF - J. ELLISON 11-35; M. GRIFFIS 7-15; T. CARNEY 1-8; D. CLAIBORNE 3-4; 9-(-27). VT - K. DRONES 15-59; M. THOMAS 6-35; B. TUTEN 13-30; C. NELSON 1-18.

PASSING: WF - M. KERN 14-22-0; M. GRIFFIS 8-17-1. VT - K. DRONES 20-29-0.

RECEIVING: WF - T. MORIN 10-86; W. GRIMES 6-59; J. BANKS 11-43; J. ELLISON 4-20; K. WILLIAMS 3-13; C. HITE 1-6; W. MERRILL 1-0; H. FIELDS 1-0. VT - S. GOSNELL 9-75; B. TUTEN 4-47; J. LANE 6-102; D. FELTON 4-23; D. WRIGHT 3-39; B. GOSNELL 1-20; T. HOLLAWAY 1-15.

GAME RECAPS

Pitt GAME 7
PITT
WAKE FOREST

17
21

OCTOBER 21 - ALLEGACY STADIUM - WINSTON-SALEM, N.C. - ATTENDANCE - 31,855

WINSTON-SALEM, N.C. -- Following a touchdown connection from redshirt sophomore quarterback Santino Marucci to redshirt junior Cameron Hite with just seven seconds remaining, Wake Forest football earned a comeback 21-17 victory over Pitt to earn its first ACC win of the season on Homecoming Weekend.

Trailing the Panthers 10-7 late in the fourth quarter, Wake's offense logged two touchdowns in the final 3:02 of action as sophomore tailback Demond Claiborne registered a 42-yard touchdown run to give Wake Forest a 14-10 lead.

Pitt responded with a seven-play, 75-yard drive and forced a Wake Forest interception in its ensuing possession. Undaunted, the Demon Deacons defense held Pitt to a three-and-out before getting the ball back with 40 seconds remaining. The Deacs took advantage as Marucci hit Hite for his first-career touchdown pass.

In addition to Marucci – who started his first-career game at quarterback and went 12-of-21 for 151 yards – the Deacs' ground game churned out 172 yards led by Claiborne's 96-yard, two-touchdown performance inside Allegacy Stadium.

Defensively, the Deacs were led by redshirt sophomore cornerback Dashawn Jones' 10 tackles, including one for loss. As a team, the Demon Deacons tallied nine tackles-for-loss.

Saturday marked the rematch of the 2021 ACC Championship Game and the Deacs (4-3, 1-3 ACC) captured the program's first-ever win over the Panthers (2-5, 1-3 ACC) in the three-game series history between these two schools. Additionally, Wake Forest is now 23-5 (.821) at home since the start of the 2019 season. That win percentage is the second-best home mark in the conference behind Clemson.

Finally, a capacity crowd of 31,855 fans were on-hand today inside Allegacy Stadium, including 4,135 students, to witness the Demon Deacons improve to 13-3 in the month of October since the start of the 2020 season.

Wake Forest remains home next week against No. 4 Florida State on Saturday, Oct. 28. Kickoff time will be announced later tonight or tomorrow. Stay turned to GoDeacs.com and Wake Forest's social media platforms for that announcement. Fans can purchase single-game tickets now for the game a week from today or for the

| | 1 | 2 | 3 | 4 | Final |
|-------------|---|---|---|----|-------|
| Pitt | 7 | 0 | 0 | 10 | 17 |
| Wake Forest | 0 | 7 | 0 | 14 | 21 |

SCORING SUMMARY

| | | |
|--|--|-------|
| 1st Quarter | | |
| PITT- K. Johnson 7 yd pass from C. Veilleux (B. Sauls kick), 06:48 | | 7-0 |
| 2nd Quarter | | |
| WF- D. Claiborne 18 yd rush (M. Dennis kick), 00:14 | | 7-7 |
| 3rd Quarter | | |
| WF- D. Claiborne 7 yd rush (M. Dennis kick missed), 04:34 | | 20-9 |
| 4th Quarter | | |
| PITT- B. Sauls 41 yard Field Goal, 02:59 | | 10-7 |
| WF- D. Claiborne 42 yd rush (M. Dennis kick), 03:03 | | 10-14 |
| PITT- B. Means 22 yd rush from C. Veilleux (B. Sauls kick), 01:32 | | 17-14 |
| WF- C. Hite 15 yd pass from S. Marucci (M. Dennis kick), 00:33 | | 17-21 |

| | PITT | WF |
|----------------------------|-----------|-----------|
| SCORE | 17 | 21 |
| FIRST DOWNS | 20 | 18 |
| RUSHES-YARDS (NET) | 32-112 | 41-172 |
| PASSING YDS (NET) | 302 | 151 |
| PASSES COMP-ATT-INT | 28-45-0 | 12-21-2 |
| TOTAL OFFENSE PLAYS-YARDS | 77-414 | 62-323 |
| FUMBLE RETURNS-YARDS | 0-0 | 0-0 |
| PUNT RETURNS-YARDS | 3-25 | 3-9 |
| KICKOFF RETURNS-YARDS | 4-259 | 4-217 |
| INTERCEPTION RETURNS-YARDS | 1-0 | 0-0 |
| PUNTS (NUMBER-AVG) | 7-24.7 | 7-28.3 |
| FUMBLES-LOST | 1-0 | 0-0 |
| PENALTIES-YARDS | 13-101 | 4-36 |
| POSSESSION TIME | 33:26 | 26:34 |
| THIRD-DOWN CONVERSIONS | 9 OF 20 | 4 OF 14 |
| FOURTH-DOWN CONVERSIONS | 0 OF 2 | 1 OF 2 |
| RED-ZONE SCORES-CHANCES | 1-1 | 2-2 |
| SACKS BY: NUMBER-YARDS | 2-7 | 0-0 |

RUSHING: PITT- C. FLEMISTER 23-105; C. VEILLEUX 6-6; R. HAMMOND JR. 3-1.
WF- D. CLAIBORNE 14-96; J. ELLISON 20-60; S. MARUCCI 6-9; J. BANKS 1-7.

PASSING: PITT- C. VEILLEUX 28-45-0.
WF- S. MARUCCI 12-21-2.

RECEIVING: PITT- B. MEANS 17-109; K. MUMPFIELD 9-69; K. JOHNSON 7-31; D. REYNOLDS 5-64; G. BARTHOLOMEW 5-19; R. HAMMOND JR. 1-7; D. CARTER 1-4.
WF- K. WILLIAMS 6-46; J. BANKS 4-59; D. CLAIBORNE 1-22; C. HITE 2-15; J. ELLISON 1-5; T. MORIN 3-4; W. GRIMES 2-0; H. FIELDS 1-0.



GAME 8
FLORIDA STATE
WAKE FOREST

41
16

OCTOBER 28 - ALLEGACY STADIUM - WINSTON-SALEM, N.C. - ATTENDANCE - 31,288

WINSTON-SALEM, N.C. -- Despite rushing touchdowns from junior Ke'Shawn Williams and redshirt freshman Tate Carney, Wake Forest football dropped a 41-16 contest over No. 4 Florida State (8-0, 6-0) on Saturday afternoon inside Allegacy Stadium.

The score on the ground from Williams marked the first of his career and Carney's rushing touchdown was the second of his young career.

Individually, redshirt sophomore Mitch Griffis returned under-center for the Demon Deacons and completed six of 16 passes for 82 yards. His top target inside Allegacy Stadium on Saturday was junior Jahmal Banks as he tallied four catches on nine targets for 43 yards, averaging 10 yards per catch with 28 yards after the catch.

Defensively, the Deacs were led by senior Chelen Garnes with seven total tackles and five solo tackles. Junior Jasheen Davis had six tackles, 2.5 tackles for loss and one sack. As a team, they tallied 52 tackles, five QB hurries four pass break ups

Redshirt sophomore Matthew Dennis continued his great 2023 season as he is now 26-for-30 after going one-for-one against Florida State. He has made 12, 30-plus yard field goals and two 40-plus yard field goals.

Finally, 31,288 fans were on-hand today inside Allegacy Stadium to witness this pivotal ACC matchup between Wake Forest (4-4, 1-3) and FSU. Saturday marked the ninth sellout inside Allegacy Stadium since the start of the 2021 season.

Wake Forest hits the road next week on a short week as the Demon Deacons play at No. 20 Duke on Thursday night at 7:30 p.m. inside Brooks Field at Wallace Wade Stadium. The contest will be nationally broadcast on ESPN. The Deacs have won three of the past four meetings against the Blue Devils and the upcoming game will mark the 103rd meeting between the two storied programs.

| | 1 | 2 | 3 | 4 | Final |
|---------------|----|----|---|---|-------|
| Florida State | 10 | 24 | 0 | 7 | 41 |
| Wake Forest | 0 | 7 | 9 | 0 | 21 |

SCORING SUMMARY

| | | |
|---|--|-------|
| 1st Quarter | | |
| FSU- J. Travis 13 yd rush (R. Fitzgerald kick), 04:22 | | 7-0 |
| 2nd Quarter | | |
| FSU- R. Fitzgerald 46 yard Field Goal, 02:08 | | 10-0 |
| WF- K. Williams 2 yd rush (M. Dennis kick), 04:05 | | 10-7 |
| FSU- K. Coleman 29 yd pass from J. Travis (R. Fitzgerald kick), 01:18 | | 17-7 |
| FSU- T. Benson 80 yd pass from J. Travis (R. Fitzgerald kick), 00:15 | | 24-7 |
| FSU- K. Coleman 14 yd pass from J. Travis (R. Fitzgerald kick), 01:29 | | 31-7 |
| FSU- R. Fitzgerald 34 yard Field Goal, 00:46 | | 34-7 |
| 3rd Quarter | | |
| WF- M. Dennis 24 yard Field Goal, 03:49 | | 34-10 |
| WF- T. Carney 2 yd rush (pass from M. Griffis failed), 03:48 | | 34-16 |
| 4th Quarter | | |
| FSU- T. Benson 18 yd rush (R. Fitzgerald kick), 04:43 | | 41-16 |

| | FSU | WF |
|----------------------------|-----------|-----------|
| SCORE | 41 | 16 |
| FIRST DOWNS | 20 | 15 |
| RUSHES-YARDS (NET) | 30-126 | 49-128 |
| PASSING YDS (NET) | 382 | 82 |
| PASSES COMP-ATT-INT | 23-36-0 | 6-16-0 |
| TOTAL OFFENSE PLAYS-YARDS | 66-508 | 65-210 |
| FUMBLE RETURNS-YARDS | 0-0 | 0-0 |
| PUNT RETURNS-YARDS | 3-24 | 2-12 |
| KICKOFF RETURNS-YARDS | 2-68 | 3-60 |
| INTERCEPTION RETURNS-YARDS | 0-0 | 0-0 |
| PUNTS (NUMBER-AVG) | 5-43.8 | 9-48.9 |
| FUMBLES-LOST | 1-0 | 0-0 |
| PENALTIES-YARDS | 9-115 | 5-44 |
| POSSESSION TIME | 30:36 | 29-24 |
| THIRD-DOWN CONVERSIONS | 7 OF 14 | 3 OF 14 |
| FOURTH-DOWN CONVERSIONS | 0 OF 0 | 0 OF 1 |
| RED-ZONE SCORES-CHANCES | 4-5 | 3-3 |
| SACKS BY: NUMBER-YARDS | 5-27 | 1-12 |

RUSHING: FSU- T. BENSON 10-55; J. TRAVIS 7-17; C. HOLMES 4-19; R. HILL 5-11; L. TOAFILI 1-9; T. RODEMAKER 1-6.
WF- J. ELLISON 10-77; T. CARNEY 10-26; D. CLAIBORNE 11-22; D. EGBE 3-5; M. GRIFFIS 11-3; K. WILLIAMS 1-2; S. MARUCCI 2-(-5).

PASSING: FSU- J. TRAVIS 22-35-0; T. RODEMAKER 1-1-0.
WF- M. GRIFFIS 6-16-0; S. MARUCCI 0-0-0.

RECEIVING: FSU- K. COLEMAN 12-66; T. BENSON 4-100; J. BELL 5-51; K. MORLOCK 2-45; J. DOUGLAS 4-36; K. POIRTIER 4-33; D. WILLIAMSON 3-23; R. HILL 1-23; L. TOAFILI 1-5.
WF- J. BANKS 9-43; T. CARNEY 1-20; T. MORIN 2-19; W. GRIMES 2-0; K. WILLIAMS 1-0; C. HITE 1-0.

GAME RECAPS



GAME 9
WAKE FOREST
DUKE

21
24

NOVEMBER 2 - WALLACE WADE STADIUM - DURHAM, N.C. - ATTENDANCE - ...

DURHAM, N.C. -- Despite allowing just 267 yards of offense, Wake Forest football dropped a hard-fought contest at Duke, 24-21, on Thursday night inside Brooks Field at Wallace Wade Stadium.

The Demon Deacons (4-5, 1-5 ACC) and Blue Devils (6-3, 3-2 ACC) were locked in a back-and-forth affair on Saturday that came down to the fourth quarter. Duke's Todd Pelino won the game as time expired with a 26-yard field goal.

Wake Forest's touchdowns came on a pair of rushing scores by redshirt sophomore quarterback Mitch Griffis as he became the first quarterback at Wake Forest to post multiple rushing TDs in a game since Sam Hartman did so on Nov. 6, 2021 at North Carolina. The Deacs' other lone score on Thursday night came on a three-yard plunge by redshirt freshman Tate Carney to give the Deacs the early lead.

Overall for the game, Griffis was 16-for-19 for 241 yards through the air and he tallied 55 rushing yards, the two aforementioned rushing touchdowns. His top target inside Wallace Wade Stadium on Thursday was junior Ke'Shawn Williams, as he tallied a career-high seven catches for 90 yards, including a 25-yard gain in the first quarter to set up the Deacs' opening score.

Defensively, Wake was led by junior Malik Mustapha as he tallied a season-high 11 tackles. Additionally, the Demon Deacons dominated up front as junior Jasheen Davis and redshirt junior Kevin Pointer combined for two sacks, three tackles-for-loss, one forced fumble and one fumble recovery.

| | 1 | 2 | 3 | 4 | Final |
|-------------|---|----|---|----|-------|
| Wake Forest | 7 | 7 | 7 | 0 | 21 |
| Duke | 0 | 14 | 0 | 10 | 24 |

SCORING SUMMARY

1st Quarter
WF- T. Carney 3 yd rush (M. Dennis kick), 03:21 7-0
2nd Quarter
Duke- J. Moore 32 yd rush (T. Pelino kick), 01:02 7-7
WF- M. Griffis 8 yd rush (M. Dennis), 01:35 14-7
Duke- J. Walters 4 yd rush (T. Pelino kick), 07:10 14-14
3rd Quarter
WF- M. Griffis 5 yd rush (M. Dennis kick), 03:14 21-14
4th Quarter
Duke- J. Moore 29 yd pass from G. Loftis (T. Pelino kick), 00:34 21-21
Duke- T. Pelino 26 yard Field Goal, 04:12 21-24

| | WF | DUKE |
|----------------------------|-----------|-----------|
| SCORE | 21 | 24 |
| FIRST DOWNS | 18 | 15 |
| RUSHES-YARDS (NET) | 47-159 | 41-181 |
| PASSING YDS (NET) | 241 | 86 |
| PASSES COMP-ATT-INT | 16-19-1 | 7-19-1 |
| TOTAL OFFENSE PLAYS-YARDS | 66-400 | 60-267 |
| FUMBLE RETURNS-YARDS | 0-0 | 0-0 |
| PUNT RETURNS-YARDS | 0-0 | 1-4 |
| KICKOFF RETURNS-YARDS | 3-58 | 1-18 |
| INTERCEPTION RETURNS-YARDS | 1-6 | 1-1 |
| PUNTS (NUMBER-AVG) | 4-156 | 7-318 |
| FUMBLES-LOST | 2-1 | 1-1 |
| PENALTIES-YARDS | 5-54 | 5-33 |
| POSSESSION TIME | 31:51 | 28:09 |
| THIRD-DOWN CONVERSIONS | 5 OF 13 | 5 OF 14 |
| FOURTH-DOWN CONVERSIONS | 0 OF 1 | 0 OF 0 |
| RED-ZONE SCORES-CHANCES | 3-5 | 2-2 |
| SACKS BY: NUMBER-YARDS | 2-14 | 3-9 |

RUSHING: WF - D. CLAIBORNE 19-81; M. GRIFFIS 19-55; J. ELLISON 7-22; T. CARNEY 2-1.
DUKE - J. WATERS 18-76; J. MOORE 11-76; G. LOFTIS 8-17; J. COLEMAN 3-14.

PASSING: WF - M. GRIFFIS 16-19-1.
DUKE - 7-19-1.

RECEIVING: WF - K. WILLIAMS 8-90; J. BANKS 5-52; T. MORIN 4-92; C. HITE 2-7.
DUKE - J. MOORE 5-43; S. HAGANS 5-10; J. CALHOUN 8-20; J. MOORE 1-13.



GAME 10
NC STATE
WAKE FOREST

26
6

NOVEMBER 11 - ALLEGACY STADIUM - WINSTON-SALEM, N.C. - ATTENDANCE - 29,591

WINSTON-SALEM, N.C. -- On a day when Wake Forest honored 32 student-athletes prior to the game on Saturday afternoon and members of the Spirit of the Old Gold & Black (14), Spirit Squads (19) and student staffers (five) were recognized at halftime, Wake Forest football dropped its home finale 26-6 contest against NC State (7-3, 4-2 ACC) on Saturday afternoon inside Allegacy Stadium.

Saturday was the 117th meeting between these two storied programs and they have met each year since 1910 - making it the second-longest continuous played series in college football.

Junior defensive end Jasheen Davis was a bright spot for the Demon Deacons on defense on Saturday as he tallied four tackles, including two for loss. With his first sack in the first quarter, Davis moved into fifth place in the Wake Forest record books with his 20th career sack.

Also on defense, redshirt sophomore linebacker Dylan Hazen recorded a team-high 14 tackles while senior defensive back Chelen Barnes registered nine tackles, one sack and a fumble recovery.

Offensively, Wake Forest played both redshirt sophomore Mitch Griffis and redshirt junior Michael Kern at quarterback. The Demon Deacons top wideout on Saturday was Ke'Shawn Williams, as he led the team in receptions with five for 25 yards.

In the fourth quarter, Kern found freshman Deuce Alexander for a 19-yard touchdown on his first-career reception. It also marked Kern's first passing touchdown since Sept. 21, 2019.

Looking ahead to next week, the Demon Deacons head back on the road for their penultimate regular season contest of the 2023 season on Saturday, Nov. 18 at Notre Dame on NBC. Kickoff is slated for 3:30 p.m.

| | 1 | 2 | 3 | 4 | Final |
|-------------|---|----|---|---|-------|
| NC State | 7 | 14 | 0 | 5 | 26 |
| Wake Forest | 0 | 0 | 0 | 6 | 6 |

SCORING SUMMARY

1st Quarter
NC ST - J. Gray 20 yd pass from B. Armstrong (B. Narveson kick), 01:59 7-0
2nd Quarter
NC ST - B. Armstrong 1 yd rush (B. Narveson kick), 07:12 14-0
NC ST - D. Mimms III 1 yd rush (B. Narveson kick), 02:41 21-0
4th Quarter
WF - D. Alexander 19 yd pass from M. Kern (Pass from M. Kern failed), 04:10 21-6
NC ST - J. Scott PAT Return 26-6

| | NCST | WF |
|----------------------------|-----------|----------|
| SCORE | 26 | 6 |
| FIRST DOWNS | 19 | 8 |
| RUSHES-YARDS (NET) | 50-268 | 18-7 |
| PASSING YDS (NET) | 111 | 156 |
| PASSES COMP-ATT-INT | 12-17-0 | 16-29-1 |
| TOTAL OFFENSE PLAYS-YARDS | 67-379 | 47-163 |
| FUMBLE RETURNS-YARDS | 0-0 | 0-0 |
| PUNT RETURNS-YARDS | 1-6 | 1-7 |
| KICKOFF RETURNS-YARDS | 0-0 | 2-49 |
| INTERCEPTION RETURNS-YARDS | 1-33 | 0-0 |
| PUNTS (NUMBER-AVG) | 3-50.0 | 7-40.3 |
| FUMBLES-LOST | 2-1 | 1-1 |
| PENALTIES-YARDS | 2-10 | 4-40 |
| POSSESSION TIME | 40:16 | 19:44 |
| THIRD-DOWN CONVERSIONS | 5 OF 14 | 1 OF 12 |
| FOURTH-DOWN CONVERSIONS | 3 OF 3 | 3 OF 3 |
| RED-ZONE SCORES-CHANCES | 3-5 | 1-1 |
| SACKS BY: NUMBER-YARDS | 3-20 | 3-10 |

RUSHING: NC ST- B. ARMSTRONG 15-96; K. CONCEPCION 5-86; K. RAPHAEL 15-54; D. MIMMS III 13-35; M. ALLEN 1-1.
WF- D. CLAIBORNE 8-12; T. CARNEY 3-3; M. KERN 1-1; J. ELLISON 1-0; M. GRIFFIS 5-(-9).

PASSING: NC ST- B. ARMSTRONG 12-17-0
WF- M. GRIFFIS 2-3-0; M. KERN 14-26-1.

RECEIVING: NC ST- K. LESANE 5-27; K. CONCEPCION 3-19; D. COLLINS 4-38; J. GRAY 1-20; A. SMITH 1-8; J. COIT 1-(-1); P. ROOKS 1-0; T. PENNIS 1-0.
WF- K. WILLIAMS 5-25; H. FIELDS 5-31; T. MORIN 7-23; C. HITE 3-18; D. ALEXANDER 1-19; J. ELLISON 1-18; T. CARNEY 1-13; W. GRIMES 1-9; J. BANKS 5-0.