



**NOTRE DAME FIGHTING IRISH**  
No. 20/18  
7-3



**WAKE FOREST DEMON DEACONS**  
4-6



**NBC**  
Jac Collinsworth ('17)  
Jason Garrett  
Lewis Johnson

**Notre Dame Football Radio Network**  
Paul Burmeister  
Ryan Harris ('07)

**IRISH ITEMS - BY THE NUMBERS**

<b>1st</b>	Junior safety <b>Xavier Watts</b> leads the nation in interceptions this season with seven and that includes five in the last three games (two vs. Southern Cal, two vs. Pittsburgh, one at Clemson). He is the first Notre Dame player to post multiple interceptions in consecutive games, the first FBS player to do it since 2020 and just the fifth FBS player to accomplish the feat since 2017. Watts seven interceptions have set the Irish offense up in position to score 41 points. See page 9 for more on Watts.
<b>2</b>	Quarterback <b>Sam Hartman</b> will be the second member of Notre Dame's 2023 roster to compete against his former team this weekend. <b>Javontae Jean-Baptiste</b> had eight tackles in the battle with No. 6 Ohio State on September 9. Hartman and Jean-Baptiste join Amir Carlisle (vs. Southern Cal in 2013, '14, '15) and Alohi Gilman (vs. Navy in 2018, '19) as transfers who competed against their former teams at Notre Dame.
<b>5</b>	Notre Dame has shut out an opponent 11 times since 1996. Five of those defensive gems have occurred on a Senior Day: 2022, 2021, 2012 (vs. Wake Forest), 2002 and 1996.
<b>6</b>	Senior quarterback <b>Sam Hartman</b> is the sixth FBS player to throw for over 15,000 yards in a career. Hartman passed Ty Detmer on the all-time passing yardage list against Pittsburgh and his current career total stands at 15,239 yards.
<b>13</b>	With 988 rushing yards this season, junior <b>Audric Estimé</b> has his sights set on becoming the 13th Notre Dame player to rush for 1,000 yards in a season. Estimé needs 32 more yards to become the 19th Notre Dame player to rush for 2,000 yards in a career. See page 7 & 8 for much more on Estimé.
<b>22</b>	Senior linebacker <b>JD Bertrand</b> , a Cambell Award Finalist and Wuerffel Trophy semifinalist, became the 22nd Notre Dame player to surpass 250 career tackles with six stops at Clemson. See page 11 and 12 for more on Bertrand, including details of his Cambell Award Finalist accomplishment.
<b>54</b>	Senior <b>Howard Cross III</b> leads all Power 5 defensive linemen in tackles this season with 54, which also ranks fourth among all FBS defensive line players. See page 9 for more on Cross III.
<b>99</b>	Notre Dame has earned back-to-back shutouts in the past two senior days and have outscored its opponents 99-0 (55-0 vs. Georgia Tech in 2021, 44-0 vs. Boston College in '22).
<b>101</b>	Notre Dame is 101-25-5 all-time on Senior Day - the last home game of the season. The Irish did not have a final home game in 1889 or 1929 and the 1963 home finale was cancelled due to the assassination of President John F. Kennedy. The Irish have won six straight Senior Day games, which is the longest streak for the program since it posted 13 consecutive final home game victories from 1966-1978.
<b>500</b>	Notre Dame is competing in the 500th game in Notre Dame Stadium this weekend. The Irish are 376-118-5 (.758) all-time in 'The House That Rockne Built.' See page 11 for more.

**2023 SCHEDULE**

Date	ND Rank	Opp Rank	Opponent	Location	TV	Time ET
8-26	13/13		vs. Navy	Aviva Stadium	W	42-3
9-2	13/13		Tennessee St.	Notre Dame Stadium	W	56-3
9-9	10/11		at NC State	Carter-Finley Stadium	W	45-24
9-16	9/11		Central Michigan	Notre Dame Stadium	W	41-17
9-23	9/9	6/4	Ohio State	Notre Dame Stadium	L	14-17
9-30	11/13	17/16	at Duke	Wallace Wade Stadium	W	21-14
10-7	10/11	25/25	at Louisville	L&N FCU Stadium	L	20-33
10-14	21/21	10/9	Southern Cal	Notre Dame Stadium	W	48-20
10-28	14/14		Pittsburgh	Notre Dame Stadium	W	58-7
11-4	12/12		at Clemson	Memorial Stadium	L	23-31
11-18	20/18		Wake Forest	Notre Dame Stadium	NBC	3:30
11-25			at Stanford	Stanford Stadium	P12Net	7:00

**NOTRE DAME - WAKE FOREST SERIES HISTORY**

- Notre Dame and Wake Forest will be meeting for the sixth time. The Irish lead the all-time series 5-0.
- Notre Dame is 3-0 against Wake Forest in Notre Dame Stadium and 2-0 versus the Demon Deacons in Winston-Salem (2011, 2018).
- The most recent meeting between the two teams occurred in 2018, a 56-27 victory for No. 8 Notre Dame in Winston-Salem.

**GAME FACTS**

- Notre Dame is 16-0-2 (.944) on November 18 all-time and will be playing on the date for the first time since 2017 (a 24-17 victory over Navy at home).
- Notre Dame is 348-136-27 (.707) all-time in the month of November and 4-2 in the month under the direction of Marcus Freeman. Since 2010, the Irish are 38-15 (.716) in the month of November.
- Notre Dame is 58-14-1 coming off a bye week since 1950, including the victory over Pittsburgh on October 28. The Irish have won six in a row off a bye dating back to 2019 and 14 of their last 15 games after an off week going back to 2012.

**NOTRE DAME NOTABLE NCAA STATISTICAL RANKINGS**

Defensive TDs	t-1st	4	FFs	C. Hart	12th, 0.30
Pass Eff. Defense	3rd	95.77	Ints/G	X. Watts	1st, 0.7
Pass Yds Allowed	3rd	153.6	PBU	B. Morrison	10th, 1.2
Interceptions	4th	14	Pass Eff.	S. Hartman	25th, 154.5
Red Zone Defense	5th	.679	Yds/Cmp	S. Hartman	15th, 14.02
Turnovers Gained	5th	20	Punting	B. McFerson	16th, 45.4
Total Defense	7th	280.4	Yds/Cry	A. Estimé	21st, 6.06
Kick Returns	7th	26.22	Rush TDs	A. Estimé	7th, 13
Scoring Defense	11th	16.9	Rush Yds	A. Estimé	17th, 988
Def. First Downs	14th	164	RshYds/G	A. Estimé	21st, 96.8
TFL Allowed	14th	4.10	Total Ints	X. Watts	1st, 7
Turnover Margin	14th	0.80	Total TDs	A. Estimé	11th, 13
Yards/Completion	18th	14.00	Yds/Att	S. Hartman	21st, 8.81
Scoring Offense	16th	36.8	Yds/Rec	C. Tyree	13th, 19.39
Pass Efficiency	20th	157.94			

**NOTRE DAME OFFENSE**

Pos.	No.	Name	Ht.	Wt.	Class	Elig.*
WR	83	Jayden Thomas	6-1½	221	Jr.	So.
	19	Jaden Greathouse	6-1	204	Fr.	Fr.
WR	4	Chris Tyree	5-9½	192	Sr.	Sr.
	80	Jordan Faison	5-10⅛	182	Fr.	Fr.
LT	76	Joe Alt	6-8	322	Jr.	Jr.
	79	Tosh Baker	6-8	317	Sr.	Jr.
LG	78	Pat Coogan	6-5⅝	303	Jr.	So.
	70	Ashton Craig	6-4¼	307	So.	Fr.
C	52	Zeke Correll	6-3	306	Gr.	Sr.
	70	Ashton Craig	6-4¼	307	So.	Fr.
RG	74	Billy Schrauth	6-4½	311	So.	Fr.
	73	Andrew Kristofic	6-5¼	305	Gr.	Sr.
RT	54	Blake Fisher	6-6	315	Jr.	So.
	59	Aamil Wagner	6-6	288	So.	Fr.
TE	13	Holden Staes	6-4¼	242	So.	So.
	or	9	Eli Raridon	6-6¾	250	So.
or	87	Cooper Flanigan	6-5⅞	262	Fr.	Fr.
WR	17	Rico Flores Jr.	6-0⅝	205	Fr.	Fr.
	5	Tobias Merriweather	6-4	204	So.	So.
QB	10	Sam Hartman	6-1⅝	212	Gr.	*Sr.
	18	Steve Angeli	6-2¾	211	So.	Fr.
RB	7	Audric Estimé	5-11½	227	Jr.	Jr.
	3	Gi'Bran Payne	5-9⅝	208	So.	Fr.
or	24	Jadarian Price	5-10¾	206	So.	Fr.
or	22	Devyn Ford	5-11	200	Gr.	Sr.
or	12	Jeremiyah Love	5-11⅞	197	Fr.	Fr.

**NOTRE DAME SPECIAL TEAMS**

Pos.	No.	Name	Ht.	Wt.	Class	Elig.*
KO	32	Spencer Shrader	6-1¾	200	Gr.	Sr.
	92	Zac Yoakam	5-8	188	So.	So.
PK	32	Spencer Shrader	6-1¾	200	Gr.	Sr.
	92	Zac Yoakam	5-8	188	So.	So.
P	14	Bryce McFerson	6-1½	197	So.	Fr.
	43	Ben Krimm	6-1⅝	204	Gr.	Sr.
LS	65	Michael Vinson	6-2	242	Gr.	*Sr.
	51	Rino Monteforte	5-7	195	So.	So.

**TWO-DEEP TIDBITS - OFFENSE**

**Jayden Thomas** is the leading returning receiver for the Irish in 2023. Thomas has been affected over the past five by a hamstring injury. He returned to action against Pittsburgh with two catches for 23 yards and hopes to see his snap count rise over the final two weeks of the season.

**Chris Tyree** has shifted to wide receiver after three years as a running back with the Irish. Tyree has made a key play in each of Notre Dame's seven victories this season, none bigger than his 82-yard punt return to start the scoring in the 58-7 victory over Pittsburgh. He ranks 13th in the country in yards-per-reception with a 19.39 average. See page 12 for more on Tyree.

True freshman **Jaden Greathouse** nabbed a 35-yard touchdown pass on his first career touch against Navy. He followed up with a 20-yard scoring catch later in the game. Greathouse returned to the starting lineup against Southern Cal after missing portions of the Duke and Louisville games with a hamstring injury.

**Joe Alt**, the son of former NFL All-Pro John Alt, is one of four team captains for the Irish this season, has been selected as a consensus preseason All-American and is on the Outland, Lombardi and Walter Camp Award watch lists. See page 10 for more on Alt.

**Pat Coogan** made his first career start in just his second game played against Navy. He has started all 10 games for the Irish at left guard this season.

**Zeke Correll** has played guard and center during his career and now enters the season as one of the top snappers in the nation. He will make his 33rd-career start on the Irish offensive line against Wake Forest and is on the Rimington Award watch list.

**Billy Schrauth** will make his first career start on Saturday against Wake Forest at right guard, replacing nine-game starter **Rocco Spindler** who will miss the rest of the season win an injury suffered at Clemson. Schrauth will join Spindler and Coogan in making their first career starts this season.

**Blake Fisher** is one of the more athletic right tackles in the nation, Fisher combines with Joe Alt to provide Notre Dame one of the best offensive tackle bookends in the nation.

**Mitchell Evans** led the team in receptions this season before suffering an ACL injury in the victory over Pittsburgh and is out for the remainder of the season.

**Holden Staes** capped the scoring against Central Michigan with a four-yard catch which followed up his career-best game at NC State which included four catches for 115 yards and two touchdowns. Both of those touchdowns came from more than 30 yards (30, 45).

**Rico Flores Jr.** earned his first career start against Central Michigan and responded with early career-highs of three catches and 60 receiving yards. His first career touchdown reception against Ohio State provided the Irish their first lead of the game. Flores also nabbed a crucial two-point conversion in the game's final minutes at No. 17 Duke. Flores has posted at least one reception in the last seven games.

**Sam Hartman** continues his ascent up the FBS career passing touchdown and yardage lists this season. See page 6 for much more on Hartman.

**Audric Estimé** owns four 100-yard performances this season as he closes in on 1,000 yards rushing in 2023 and 2,000 yards rushing in his career. See page 7 and 8 for more on Estimé.

**Jadarian Price's** first career carry against Navy was a 19-yard touchdown. His second career catch was a 40-yard touchdown reception vs. Tennessee State. His fifth career kick off return was a 99-yard scoring effort against Southern Cal.

**Spencer Shrader** has quickly established himself as the best long-distance kicker in Notre Dame history. The USF transfer has kicked a school-record 54-yard field goal twice this season - at NC State and at Louisville.

He shares the Notre Dame record for career kicks of 50 yards or more (four) with Kyle Brindza and Jonathan Doerer.

**Bryce McFerson** has a booming leg showed that off against NC State. He punted six times in the game, averaging 50.7 yards per attempt. He also posted a career-best 59-yard punt against the Wolfpack. He also uncorked a 57-yard effort at Duke.

**Michael Vinson** is in his sixth year at Notre Dame and is one of the top long snappers in the nation. He has developed into a clear leader not only for the Irish special teams, but the entire roster.



NOTRE DAME DEFENSE

Table with 7 columns: Pos., No., Name, Ht., Wt., Class, Elig.\*. Lists defensive players including Jordan Botelho, Joshua Burnham, Rylie Mills, Jason Onye, Donovan Hinish, Howard Cross III, Gabe Rubio, Javontae Jean-Baptiste, Nana Osafo-Mensah, Joshua Burnham, Marist Liufau, Jaiden Ausberry, JD Bertrand, Drayk Bowen, Jack Kiser, Jaylen Sneed, Cam Hart, Jaden Mickey, DJ Brown, Antonio Carter II, Thomas Harper, Xavier Watts, Ramon Henderson, Benjamin Morrison, Christian Gray, and Clarence Lewis.

NOTRE DAME SPECIAL TEAMS

Table with 7 columns: Pos., No., Name, Ht., Wt., Class, Elig.\*. Lists special teams players including Bryce McFerson, Chris Tyree, Jordan Faison, Devyn Ford, and Jadarian Price.

\* - Super Senior

Note: Class years are academic enrollment; Eligibility is in regards to on the field.

TWO-DEEP TIDBITS - DEFENSE

Jordan Botelho missed the first half of the Louisville game after being called for targeting late in the game at Duke. The starting 'vyper' end for the Irish this season, Botelho has three sacks this season along with 24 tackles.

Joshua Burnham posted his first career start in place of Botelho at Louisville and finished the game with two tackles. Overall, Burnham has been disruptive in limited snaps, with 2.5 tackles-for-loss, a sack and two quarterback hurries.

Rylie Mills is No. 10 on The Athletic's Freak List for his work in the weight room and has been disruptive on the defensive line so far in 2023. Mills posted a career-best seven tackles in the victory at No. 17 Duke and has piled up 39 tackles, 1.5 sacks and 2 quarterback hurries this season.

Howard Cross III is the only Power 5 defensive lineman with double-digit tackles in a game this season after his dominating 13-tackle, two-forced fumble performance at Duke. He leads all Power 5 defensive linemen in tackles this season with 54.

Javontae Jean-Baptiste played perhaps the best game of his career against Ohio State, posting a career-high eight tackles. JJB has been consistent across the Irish defensive line all season and is sixth on the team in tackles (39) and leads the Irish with nine quarterback hurries.

Nana Osafo-Mensah is a leader in the defensive line group and a steady force against the run. He made two key plays against Louisville, which included a tackle-for-loss followed up by his first sack of the season. Osafo-Mensah followed up with a career-best four tackles against Southern Cal which included a sack.

Marist Liufau enters his second full season as a starter in 2023 and has been all over the field through the first eight games of the year. He has 38 tackles on the season, two quarterback hurries, 2.5 sacks, a forced fumble and a fumble recovery.

JD Bertrand missed the CMU game in concussion protocol and has returned to the line up in top form. He has 50 tackles in the last six outings, which includes 11 at No. 17 Duke, nine tackles, one sack and a shared tackle-for-loss at No. 25 Louisville and 11 tackles, 1.5 tackles for loss and .5 sacks against No. 10 Southern Cal.

Jack Kiser does a little bit of everything for the Irish defense and can appear on the line or even as a spot safety if necessary. He is third on the team with 52 tackles after piling up a career-best 10 while starting at Mike linebacker for JD Bertrand against Central Michigan and leading the team with nine stops at Clemson.

Cam Hart was voted a captain by his teammates this season and is in the midst of a highly productive final season with the Irish. Hart began the second half at No. 25 Louisville with a forced fumble and recovery, then forced another fumble that led to a touchdown return against Southern Cal.

DJ Brown returned for a fifth year and is the 'quarterback' of the back seven for Notre Dame's defense. Brown picked off his fourth career pass against NC State, missed the CMU game with a leg injury but returned against Ohio State to finish with three tackles and two PBUs. He also finished with a career-high matching nine tackles at No. 25 Louisville.

Xavier Watts has grown from a rookie wide receiver into one of Notre Dame's starting safeties and is the first Notre Dame player to intercept multiple passes in back-to-back games AND the first Irish player to intercept a pass in three straight games. See page 9 for more on Watts.

Benjamin Morrison was a Freshman All-American last season, and is focused on taking his game to an even higher level in 2023. He intercepted his first pass of the season at NC State and added an interception against No. 10 Southern Cal. See page 9 for more on Morrison.

Clarence Lewis has played in 47 games at Notre Dame and scored his first career touchdown on a 33-yard interception return against Tennessee State.

Thomas Harper, a transfer from Oklahoma State, made his first start in an Irish uniform against TSU and followed up with a team-high seven tackles at NC State. He continued his playmaking moments with his first career sack against Central Michigan.

Harper missed the game at Louisville but returned to the starting lineup at nickle for the Irish against Southern Cal. He has 34 tackles, two sacks, five tackles for loss and a forced fumble this sesason.

**ALPHABETICAL ROSTER/PRONUNCIATIONS**

No.	Name	Pronunciation
75	Sullivan Absher	
76	Joe Alt	
18	Steve Angeli	Ann-JELL-ee
33	Sam Assaf	Aye-saff
96	Cole Aubrey	
19	Marty Auer	like hour
23	Jaiden Ausberry	
79	Tosh Baker	
15	Ryan Barnes	
84	Kevin Bauman	Bauw-man
16	Micah Bell	Mike-ah
27	JD Bertrand	
12	Jordan Botelho	Bo-TELL-ho
34	Drayk Bowen	Drake BOE-enn
2	DJ Brown	
40	Joshua Burnham	
68	Michael Carmody	Car-mah-dee
4	Antonio Carter II	
77	Ty Chan	
0	Deion Colzie	
78	Pat Coogan	
37	Henry Cook	
52	Zeke Correll	core-elle
70	Ashton Craig	
56	Howard Cross III	
16	Dylan Devezin	DEV-eh-zen
48	Marcello Diomede	Mar-chell-oh Dee-oh-med-ee
26	Chase Dixon	
31	Bryan Dowd	
26	Isaiah Dunn	
28	Griffin Eifert	Eye-fert
7	Audric Estimé	Aw-drick Ess-tim-may
88	Mitchell Evans	
80	Jordan Faison	Fay-zonn
54	Blake Fisher	
23	Justin Fisher	
87	Cooper Flanagan	
17	Rico Flores Jr.	Ree-coh Floor-rez
22	Devyn Ford	Dev-in
95	Tyson Ford	
42	Henry Garrity	Gare (like stare)-itty
91	Aiden Gobaira	Ay-den Go-BYE-ruh
29	Christian Gray	
19	Jaden Greathouse	
13	Thomas Harper	
5	Cam Hart	
10	Sam Hartman	
11	Ramon Henderson	RAH-moan
41	Donovan Hinish	HIGH-nish
98	Devan Houston	Dev-in Houston (like the city)
56	Charles Jagusah	Jaw-goo-saw
14	Braylon James	
1	Javontae Jean-Baptiste	Ja-von-tay Szawn Bap-teest
92	Aidan Keanaaina	Key-aw-nah-eye-nah
27	Chase Ketterer	Ket-err-err
24	Jack Kiser	KYE-zerr
43	Ben Krimm	
73	Andrew Kristofic	Kris-TAH-fick
57	Andrew Kros	Cross

**NUMERICAL ROSTER**

No.	Name	Pos.	Ht.	Wt.	Cl.	Elg.	Hometown/High School
0	Deion Colzie	WR	6-4 ¼	210	Jr.	Jr.	McDonough, GA/Athens Academy
0	Xavier Watts	S	5-11 ¾	204	Sr.	Jr.	Omaha, NE/Harry A. Burke
1	Javontae Jean-Baptiste	DL	6-4 ½	260	Gr.	*Sr.	Spring Valley, NY/Bergen Catholic/Ohio State
2	DJ Brown	S	6-1 ¼	202	Gr.	*Sr.	Annapolis, MD/St. John's College
3	Gi'Bran Payne	RB	5-9 ½	208	So.	Fr.	Cincinnati, OH/LaSalle
3	Jaylen Sneed	LB	6-2	223	So.	Fr.	Hilton Head Island, SC/Hilton Head
4	Antonio Carter II	S	5-11 ¾	207	Gr.	Sr.	Orlando, FL/Oak Ridge/Rhode Island
4	Chris Tyree	WR	5-9 ½	192	Sr.	Sr.	Chester, VA/Thomas Dale
5	Cam Hart (C)	CB	6-2 ½	207	Gr.	Sr.	Baltimore, MD/Good Counsel
5	Tobias Merriweather	WR	6-4	204	So.	So.	West Camas, WA/Union
6	Clarence Lewis	CB	5-11 ½	202	Sr.	Sr.	Edison, NJ/Mater Dei
7	Audric Estime	RB	5-11 ½	227	Jr.	Jr.	Nyack, NY/St. Joseph Regional
7	Jaden Mickey	CB	5-11 ½	181	So.	So.	Eastvale, CA/Centennial
8	Marist Liufau	LB	6-2 ¼	239	Gr.	Sr.	Kalihi, HI/Punahou
8	Kenny Minchey	QB	6-1 ½	219	Fr.	Fr.	Hendersonville, TN/John Paul Pope II
9	Eli Raridon	TE	6-6 ¾	250	So.	So.	Des Moines, IA/Valley
10	Sam Hartman (C)	QB	6-1 ½	212	Gr.	*Sr.	Charlotte, NC/Oceanside Collegiate/Wake Forest
11	Ramon Henderson	S	6-1	196	Sr.	Sr.	Bakersfield, CA/Liberty
11	KK Smith	WR	5-11	168	Fr.	Fr.	Frisco, TX/Reedy
12	Jordan Botelho	LB	6-2 ½	264	Sr.	Sr.	Honolulu, HI/Saint Louis
12	Jeremiah Love	RB	5-11 ¾	197	Fr.	Fr.	St. Louis, MO/Christian Brothers
13	Thomas Harper	S	5-10 ½	195	Gr.	*Sr.	Knoxville, TN/Karns/Oklahoma State
13	Holden Staes	TE	6-4 ¼	242	So.	So.	Atlanta, GA/The Westminster School
14	Braylon James	WR	6-2 ½	202	Fr.	Fr.	Austin, Texas/Stony Point
14	Bryce McFerson	P	6-1 ½	197	So.	Fr.	Indian Trail, NC/Metrolina Christian Academy
15	Ryan Barnes	CB	6-1 ¾	186	Jr.	So.	Gaithersburg, MD/Quince Orchard
16	Micah Bell	CB	5-9 ½	173	Fr.	Fr.	Houston, TX/The Kinkaid School
16	Dylan Devezin	QB	6-1 ½	222	So.	So.	New Orleans, LA/St. Augustine
17	Rico Flores Jr.	WR	6-0 ½	205	Fr.	Fr.	North Highlands, CA/Folsom
17	Brenan Vernon	DL	6-4 ¾	259	Fr.	Fr.	Mentor, OH/Mentor
18	Steve Angeli	QB	6-2 ¾	211	So.	Fr.	Westfield, NJ/Bergen Catholic
18	Chance Tucker	CB	5-11 ¾	184	Jr.	So.	Encino, CA/Crespi Carmelite
19	Marty Auer	S	5-11 ½	200	Jr.	Jr.	Glenview, IL/Loyola Academy
19	Jaden Greathouse	WR	6-1	204	Fr.	Fr.	Austin, Texas/Westlake
20	Benjamin Morrison	CB	6-0 ¼	185	So.	So.	Phoenix, AZ/Brophy Prep
21	Adon Shuler	S	5-11 ½	208	Fr.	Fr.	Irvington, NJ/Irvington
22	Devyn Ford	RB	5-11	200	Gr.	Sr.	Stafford, VA/North Stafford/Penn State
22	Ben Minich	S	5-11 ¾	193	Fr.	Fr.	West Chester, OH/Lakota West
23	Jaiden Ausberry	LB	6-0 ½	224	Fr.	Fr.	Baton Rouge, LA/University Laboratory School
23	Justin Fisher	TE	6-1 ¾	237	So.	So.	Mishawaka, IN/Mishawaka
24	Jack Kiser	LB	6-1 ½	232	Gr.	Sr.	Royal Center, IN/Pioneer
24	Jadarian Price	RB	5-10 ¾	206	So.	Fr.	Denison, TX/Denison
25	Preston Zinter	LB	6-2	232	Fr.	Fr.	North Andover, MA/Central Catholic
26	Chase Dixon	WR	5-11 ¾	183	Sr.	Sr.	Rockford, IL/Boylan Central Catholic
26	Isaiah Dunn	CB	5-11	179	So.	So.	Santa Fe Springs, CA/St. Paul
27	JD Bertrand (C)	LB	6-1	233	Gr.	Sr.	Alpharetta, GA/Blessed Trinity
27	Chase Ketterer	RB	5-11 ¾	208	Sr.	Sr.	New Carlisle, IN/New Prairie
28	Griffin Eifert	WR	6-0 ½	209	Sr.	Sr.	Fort Wayne, IN/Bishop Dwenger
28	Luke Talich	DB	6-3 ½	198	Fr.	Fr.	Cody, WY/Cody
29	Christian Gray	CB	5-11 ¾	189	Fr.	Fr.	St. Louis, MO/De Smet Jesuit
29	Matt Salerno	WR	6-0 ½	199	Gr.	*Sr.	Valencia, CA/Crespi Carmelite
30	Skip Velotta	RB	5-8 ¾	209	Gr.	Sr.	Cleveland, OH/St. Ignatius
31	Nana Osafo-Mensah	DL	6-3 ½	264	Gr.	Sr.	Fort Worth, TX/Nolan Catholic
31	Bryan Dowd	P	6-3	175	Sr.	Sr.	Willow Springs, IL/Fenwick
32	Chris Salerno	K	5-10 ½	203	Jr.	Jr.	Valencia, CA/Crespi Carmelite
32	Spencer Shrader	K	6-1 ¾	200	Gr.	Sr.	Lithia, FL/Newsome/USF
33	Sam Assaf	RB	6-1	200	Gr.	Sr.	Atlanta, GA/Pace Academy
33	Tre Reader	LB	6-0 ¾	214	So.	So.	Tampa, FL/Berkeley Prep
34	Drayk Bowen	LB	6-2	234	Fr.	Fr.	St. John, IN/Andean HS

**ALPHABETICAL ROSTER/PRONUNCIATIONS**

No.	Name	Pronunciation
6	Clarence Lewis	
8	Marist Liufau	Lee-UH-fauw
12	Jeremiah Love	
14	Bryce McFerson	Mc-fuhr-son
5	Tobias Merriweather	
7	Jaden Mickey	
99	Rylie Mills	
8	Kenny Minchey	Minn-shee
22	Ben Minich	Minn-ick
51	Rino Monteforte	Reno (like the city) Montah-fort-tay
20	Benjamin Morrison	
93	Armel Mukam	Moo-cam
53	Quinn Murphy	
47	Jason Onye	Own-yay
45	Kobi Onyike	Own-you-kay
31	Nana Osafo-Mensah	Nah-nah Os-SAH-fo-men-sah
64	Joe Otting	Ott (like otter)-ing
3	Gi'Bran Payne	Gih-bron (like LeBron)
72	Sam Pendleton	
81	Jack Polian	Pole-lian
24	Jadarian Price	Jah-DAR (like dart)-ee-an
9	Eli Raridon	Rare-i-don
33	Tre Reader	Reed-err
58	Grant Ristoff	Wrist-off
97	Gabriel Rubio	
46	Jerry Rullo	Rule-oh
32	Chris Salerno	
29	Matt Salerno	
35	Hakim Sanfo	Hah-keem
36	Eddie Scheidler	SHIDE-ler
82	Leo Scheidler	SHIDE-ler
74	Billy Schrauth	sh-ROUTH
89	Charlie Selna	
38	Davis Sherwood	
32	Spencer Shrader	Sh-RAID-err
21	Adon Shuler	Uh-donn
11	KK Smith	
3	Jaylen Sneed	
50	Rocco Spindler	
13	Holden Staes	Stays
28	Luke Talich	Taal (like tally)-ich
55	Chris Terek	
83	Jayden Thomas	
51	Boubacar Traore	Boob-ah-car Tray-or-ree
18	Chance Tucker	
44	Junior Tuihalamaka	Tooye-ah-la-maka
4	Chris Tyree	
30	Skip Velotta	like lotta
17	Brenan Vernon	
65	Michael Vinson	
59	Aamil Wagner	Ah-meal
0	Xavier Watts	Ex-avier
86	Alex Whitman	
71	Brennan Wicks	
39	Andrew Yanoshak	
92	Zac Yoakam	Yo-cam
42	Nolan Ziegler	Zeeg-luhr
25	Preston Zinter	

**NUMERICAL ROSTER**

No.	Name	Pos.	Ht.	Wt.	Cl.	Elg.	Hometown/High School
35	Hakim Sanfo	TE	6-4 5/8	235	Sr.	Sr.	Alexandria, VA/Mount Vernon
36	Eddie Scheidler	S	5-10 1/8	190	Gr.	Sr.	Lake Forest, IL/Lake Forest
37	Henry Cook	WR	5-9 5/8	184	Sr.	Sr.	Shaker Heights, OH/St. Ignatius
38	Davis Sherwood	TE	6-3	238	Jr.	Jr.	Hightstown, NJ/Good Counsel
39	Andrew Yanoshak	TE	6-1 7/8	231	Jr.	Jr.	Bedford, PA/Bishop Guilfoyle
40	Joshua Burnham	DL	6-3 1/2	248	So.	Fr.	Traverse City, MI/Traverse City Central
41	Donovan Hinich	DL	6-1 5/8	280	So.	Fr.	Pittsburgh, PA/Central Catholic
42	Nolan Ziegler	LB	6-3	234	So.	Fr.	Caledonia, MI/Catholic Central
42	Henry Garrity	TE	6-3 1/8	229	Fr.	Fr.	Bloomfield Hills, MI/Brother Rice
43	Ben Krimm	P	6-1 1/8	204	Gr.	Sr.	Columbus, OH/Upper Arlington/Penn
44	Junior Tuihalamaka	DL	6-1 7/8	254	So.	So.	Granada Hills, CA/Bishop Alemany
45	Kobi Onyike	DL	6-4	285	So.	So.	Richmond, VA/Benedictine College Prep
46	Jerry Rullo	LB	6-0 7/8	214	So.	So.	Havertown, PA/Penn Charter
47	Jason Onye	DL	6-5	294	Jr.	So.	North Providence, RI/Bishop Hendricken
48	Marcello Diomede	K	6-0 3/8	185	Jr.	Fr.	Glen Ellyn, IL/Glenbard West
50	Rocco Spindler	OL	6-4 5/8	314	Jr.	So.	Clarkston, MI/Clarkston
51	Rino Monteforte	LS	5-7	195	So.	So.	Uniondale, NY/Kellenberg Memorial
51	Boubacar Traore	DL	6-4	237	Fr.	Fr.	Boston, MA/Catholic Memorial
52	Zeke Correll	OL	6-3	306	Gr.	Sr.	Cincinnati, OH/Anderson
53	Quinn Murphy	OL	6-5 1/4	312	Gr.	Sr.	Duxbury, MA/Duxbury
54	Blake Fisher	OL	6-6	315	Jr.	So.	Avon, IN/Avon
55	Chris Terek	OL	6-5 1/8	316	Fr.	Fr.	Glen Ellyn, IL/Glenbard West
56	Howard Cross III	DL	6-0 7/8	288	Gr.	Sr.	Paramus, NJ/St. Joseph Regional
56	Charles Jagusah	OL	6-7 1/4	330	Fr.	Fr.	Rock Island, IL/Alleman
57	Andrew Kros	LS	6-3 1/8	229	Fr.	Fr.	Louisville, KY/St. Xavier
58	Grant Ristoff	DL	6-2 7/8	271	Fr.	Fr.	Ladera Ranch, CA/JSerra Catholic/Penn
59	Aamil Wagner	OL	6-6	288	So.	Fr.	Yellow Springs, OH/Wayne
64	Joe Otting	OL	6-3 1/8	289	Fr.	Fr.	Topeka, KS/Hayden
65	Michael Vinson	LS	6-2	242	Gr.	*Sr.	Winnetka, IL/New Trier
68	Michael Carmody	OL	6-5 1/2	291	Sr.	Jr.	Mars, PA/Mars Area
70	Ashton Craig	OL	6-4 1/4	307	So.	Fr.	Lawrenceburg, IN/Lawrenceburg
71	Brennan Wicks	OL	6-5	261	Sr.	Sr.	Forestville, MD/Bishop McNamara
72	Sam Pendleton	OL	6-4 1/8	314	Fr.	Fr.	Lawsonville, NC/Reagan
73	Andrew Kristofic	OL	6-5 1/4	305	Gr.	Sr.	Gibsonia, PA/Pine-Richland
74	Billy Schrauth	OL	6-4 1/2	311	So.	Fr.	Campbellsport, WI/St. Mary's Springs
75	Sullivan Absher	OL	6-6 5/8	326	Fr.	Fr.	Belmont, NC/South Point
76	Joe Alt (C)	OL	6-8	322	Jr.	Jr.	North Oaks, MN/Totino-Grace
77	Ty Chan	OL	6-5	308	So.	Fr.	Lowell, MA/Lawrence Academy
78	Pat Coogan	OL	6-5 1/8	303	Jr.	So.	Palos Heights, IL/Marist
79	Tosh Baker	OL	6-8	317	Sr.	Jr.	Scottsdale, AZ/Pinnacle
80	Jordan Faison	WR	5-10 1/8	182	Jr.	Fr.	Fort Lauderdale, FL/Pine Crest
81	Jack Polian	WR	6-0 1/8	185	Jr.	Jr.	Ponte Vedra, FL/Ponte Vedra
82	Leo Scheidler	WR	6-0	188	So.	So.	Lake Forest, IL/Lake Forest
83	Jayden Thomas	WR	6-1 1/2	221	Jr.	So.	Paulding County, GA/Pace Academy
84	Kevin Bauman	TE	6-4 1/2	256	Sr.	Jr.	Red Bank, NJ/Red Bank Catholic
86	Alex Whitman	WR	6-2	189	Fr.	Fr.	Highstown, NJ/The Peddie School
87	Cooper Flanagan	TE	6-5 7/8	262	Fr.	Fr.	Pleasant Hill, CA/De La Salle
88	Mitchell Evans	TE	6-5 1/8	251	Jr.	Jr.	Wadsworth, OH/Wadsworth
89	Charlie Selna	TE	6-6 1/8	248	Sr.	Sr.	Atherton, CA/Sacred Heart Prep
91	Aiden Gobaira	DL	6-5	256	So.	Fr.	Fairfax, VA/Chantilly
92	Aidan Keanaaina	DL	6-3	309	Sr.	Jr.	Brighton, CO/J.K. Mullen
92	Zac Yoakam	K	5-8	188	So.	So.	Upper Arlington, OH/Upper Arlington
93	Armel Mukam	DL	6-3	280	Fr.	Fr.	La Prairie, Quebec, Canada/Woodberry Forest School
95	Tyson Ford	DL	6-3 7/8	274	So.	Fr.	St. Louis, MO/John Burroughs
96	Cole Aubrey	DL	6-0 5/8	230	Gr.	Sr.	Laguna Niguel, CA/St. John Bosco/Princeton
97	Gabriel Rubio	DL	6-5 1/4	306	Jr.	So.	St. Louis, MO/Lutheran of St. Charles County
98	Devan Houstan	DL	6-4	292	Fr.	Fr.	Mississauga, Ontario, Canada/St. James School
99	Rylie Mills	DL	6-5 1/8	306	Sr.	Sr.	Lake Bluff, IL/Lake Forest

**AWARD SEASON**

It is that time of year in college football when finalists, semifinalists and All-Americans will start to be announced. There is a complete list of full season award accolades for Notre Dame football student-athletes on page 18 of this notes package, but here is a quick overview of Notre Dame's award nominees and selections:

- Joe Alt - Lombardi Award Semifinalist
- JD Bertrand - Wuerffel Trophy Semifinalist | Campbell Trophy Finalist
- Howard Cross III - Chuck Bednarik Award Semifinalist
- Sam Hartman - Johnny Unitas Golden Arm Award Top 10 Finalist
- Benjamin Morrison - Jim Thorpe Award Semifinalist
- Marist Liufau - Butkus Award Semifinalist
- Audric Estimé - Capital One Orange Bowl/FWAA Courage Award Nominee
- Michael Vinson - Burlsworth Trophy nominee

There are more finalists and post season award list announcements to come later this week.

**SENIOR DAY CEREMONY**

There will be 31 seniors who will participate in the pregame ceremony on Saturday before the Wake Forest game. As Irish head coach Marcus Freeman explained in his weekly press conference, there are some seniors who could return to the roster next season who will still participate in Saturday's pregame ceremony.

The ceremony will begin at 9:15 on the pregame clock in Notre Dame Stadium (approximately 3:20 p.m. ET).

- Sam Assaf - Running Back
- Cole Aubrey - Linebacker
- JD Bertrand - Linebacker
- DJ Brown - Safety
- Henry Cook - Wide Receiver
- Zeke Correll - Offensive Line
- Howard Cross III - Defensive Line
- Chase Dixon - Wide Receiver
- Bryan Dowd - Punter
- Griffin Eifert - Wide Receiver
- Thomas Harper - Safety
- Cam Hart - Cornerback
- Sam Hartman - Quarterback
- Javontae Jean-Baptiste - Defensive Line
- Aidan Keanaaina - Defensive Line
- Chase Ketterer - Running Back
- Jack Kiser - Linebacker
- Ben Krimm - Punter
- Andrew Kristofic - Offensive Line
- Marist Liufau - Linebacker
- Rylie Mills - Defensive Line
- Quinn Murphy - Offensive Line
- Nana Osafo-Mensah - Defensive Line
- Matt Salerno - Wide Receiver
- Hakim Sanfo - Tight End
- Eddie Scheidler - Safety
- Spencer Shrader - Kicker
- Chris Tyree - Wide Receiver
- Skip Velotta - Running Back
- Michael Vinson - Long Snapper
- Brennan Wicks - Offensive Line

**SAM HARTMAN**

- Leads all active FBS quarterbacks in career touchdowns (128) and passing yardage (15,239).
- Has moved into the FBS all-time top seven in both touchdown passes and passing yardage.
- Holds Wake Forest records for career completions, attempts, total touchdowns and total yards.
- Owns an ACC-record 21 career 300-yard passing performances.
- Second behind Oregon's Bo Nix (56) in active career quarterback starts with 55.
- The 2022 Brian Piccolo Award Winner, which is given annually to the "most courageous" football player in the ACC. Hartman earned the award by making his way back to the field after being diagnosed with Paget-Schroetter syndrome (effort thrombosis). Hartman missed much of the month of August in 2022 and the '22 Wake Forest season-opener.
- Announced his decision to graduate transfer to Notre Dame for his final season of eligibility on January 5, 2023.
- Joined Jack Coan (2021 vs. Florida State) and Ron Powlus (1994 vs. Northwestern) as the only two Irish quarterback to throw four touchdowns in their debuts with the program.

**HARTMAN 2023 NCAA STATISTICAL RANKINGS**

21st	Yards Per Attempt	8.81
25th	Pass Efficiency	154.5
15th	Yards Per Completion	14.02

**HARTMAN ON ACTIVE FBS CAREER CHARTS**

**TOUCHDOWN PASSES**

	Player	Team	TD Passes
1	Sam Hartman	Notre Dame	128
2	Dillon Gabriel	Oklahoma	120
3	Bo Nix	Oregon	97
4	Will Rogers	Mississippi State	92
	Caleb Williams	Southern Cal	92

**PASSING YARDS**

	Player	Team	Passing Yards
1	Sam Hartman	Notre Dame	15,239
2	Dillon Gabriel	Oklahoma	14,269
3	Bo Nix	Oregon	13,979
4	Michael Penix Jr.	Washington	12,371
5	Jaden Daniels	LSU	12,102

**PASSING YARDS/GAME**

	Player	Team	Passing Yards/Game
1	Dillon Gabriel	Oklahoma	297.3
2	Will Rogers	Mississippi State	291.8
3	Drake Maye	North Carolina	290.6
4	Michael Penix Jr.	Washington	287.7
5	Seth Henigan	Memphis	287.0
6	Caleb Williams	Southern Cal	269.4

7	Sam Hartman	Notre Dame	262.7
---	-------------	------------	-------

**CAREER STARTS**

	Player	Pos	Team	Starts
1	Brian Dooley	OL	Eastern Michigan	57
2	Bo Nix	QB	Oregon	56
	Dell Pettus	S	Troy	56
4	<b>Sam Hartman</b>	<b>QB</b>	<b>Notre Dame</b>	<b>55</b>
	Jaylon Hutchings	DL	Texas Tech	55
	Josh Newton	CB	TCU	55
7	Jalon Calhoun	WR	Duke	54
	Jacob Monk	OL	Duke	54
	Mike Novitsky	C	Kansas	54

**HARTMAN CAREER NCAA RANKINGS**

Hartman has thrown for 128 touchdowns in his career, including 38 scoring throws in 2022 and 39 in 2021. The NCAA record for career touchdown passes is 155 by Case Keenum from 2007-11.

**NCAA CAREER TOUCHDOWN LEADERS**

	Player	Team	Years	GP	Pass TDs
1	Case Keenum	Houston	2007-11	57	155
2	Kellen Moore	Boise State	2008-11	53	142
3	Graham Harrell	Texas Tech	2005-08	45	134
4	Colt Brennan	Hawaii	2005-07	38	131
	Rakeem Cato	Marshall	2011-14	53	131
6	Baker Mayfield	Texas Tech/Oklahoma	2013, 2015-17	48	131
7	<b>Sam Hartman</b>	<b>Wake Forest/Notre Dame</b>	<b>2018-active</b>	<b>56</b>	<b>128</b>
8	Landry Jones	Oklahoma	2009-12	52	123
9	Ty Detmer	BYU	1988-91	46	121
10	Aaron Murray	Georgia	2010-13	52	121

**NCAA CAREER PASSING YARDAGE LEADERS**

	Player	Team	Years	GP	Pass Yds
1	Case Keenum	Houston	2007-11	57	19,217
2	Timmy Chang	Hawaii	2000-04	53	17,072
3	Landry Jones	Oklahoma	2009-12	52	16,646
4	Graham Harrell	Texas Tech	2005-08	45	15,793
5	<b>Sam Hartman</b>	<b>Wake Forest/Notre Dame</b>	<b>2018-active</b>	<b>56</b>	<b>15,239</b>
6	Ty Detmer	BYU	1988-91	46	15,031
7	Kellen Moore	Boise State	2008-11	53	14,667
8	Baker Mayfield	Texas Tech/Oklahoma	2013, 2015-17	48	14,607

**HARTMAN NOTRE DAME SINGLE-SEASON RANKINGS**

**NOTRE DAME SINGLE-SEASON PASSING TOUCHDOWNS**

	Player	Year	GP	TDs
1.	Brady Quinn	2006	13	37
2.	Ian Book	2019	13	34
3.	Brady Quinn	2005	11	32
4.	Everett Golson	2014	13	29

5.	Jimmy Clausen	2009	12	28
6.	Tommy Rees	2013	13	27
7.	DeShone Kizer	2016	12	26
8.	Jimmy Clausen	2008	13	25
	Jack Coan	2021	13	25
10.	Drew Pyne	2022	11	22
11.	DeShone Kizer	2015	13	21
12.	Tommy Rees	2011	13	20
13.	Ian Book	2018	12	19
	Ron Powlus	1994	11	19
15.	<b>Sam Hartman</b>	<b>2023</b>	<b>10</b>	<b>18</b>
	Rick Mirer	1991	12	18
17.	Brady Quinn	2004	12	17

**NOTRE DAME SINGLE-SEASON PASS EFFICIENCY (min. 100 completions)**

	Eff.	Player	Season
1.	161.4	Jimmy Clausen	2009
	161.4	Bob Williams	1949
3.	158.4	Brady Quinn	2005
4.	155.3	Drew Pyne	2022
5.	<b>154.4</b>	<b>Sam Hartman</b>	<b>2023</b>

**AUDRIC ESTIMÉ**

**ESTIMÉ 2023 NCAA STATISTICAL RANKINGS**

7th	Rushing TDs	13
11th	Total TDs	13
17th	Rushing Yards	988
21st	Rushing Yards Per Game	96.8
21st	Yards Per Carry	6.06

- Junior Audric Estimé is closing in on posting the 20th 1,000-yard rushing season in Notre Dame history and has four 100-yard rushing performances this season, including a career-high 176 yards against Central Michigan.
- Estimé has established himself as one of the best red zone rushers in Notre Dame history. He is currently 12th all-time in career rushing touchdowns with 24 and is just the 10th Notre Dame back with two seasons rushing four double-digit touchdowns – joining Allen Pinkett, Jerome Bettis, Kyren Williams, Autry Denson, Anthony Johnson, Neil Worden, Wayne Bullock, Louis Salmon and Stan Cofall.
- At 1,968 career yards, Estimé needs 329 yards over the next three games to become the 19th 2,000-yard rusher in Notre Dame history.
- Estimé also ranks among the top 14 among FBS rushers over the past two seasons in touchdowns and rushing yards:

**FBS RUSHING TOUCHDOWNS - 2022-23**

	Player	Team	Rushing TDs
1	Blake Corum	Michigan	36
2	Quinshon Judkins	Mississippi	30
3	La'Damian Webb	South Alabama	28
4	Kairee Robinson	San Jose State	25



5	Audric Estimé	Notre Dame	24
6	Samson Evans	Eastern Michigan	23

FBS RUSHING YARDS - 2022-23

	Player	Team	Rushing Yards
1	Quinshon Judkins	Mississippi	2,435
2	Frank Gore Jr.	Southern Mississippi	2,352
3	Kimani Vidal	Troy	2,301
4	Carson Steele	UCLA	2,300
5	Blake Corum	Michigan	2,257
6	Marquez Cooper	Ball State	2,098
7	Devin Neal	Kansas	2,055
8	Damien Martinez	Oregon State	2,006
9	Braelon Allen	Wisconsin	1,999
10	Bucky Irving	Oregon	1,997
11	Ray Davis	Kentucky	1,971
12	La'Damian Webb	South Alabama	1,953
13	Jaydn Ott	California	1,911
14	Audric Estimé	Notre Dame	1,908

ESTIMÉ NOTRE DAME STATISTICAL RANKINGS

NOTRE DAME CAREER RUSHING YARDS

	Player	Years	Yards
1	Autry Denson	1995-98	4,318
2	Allen Pinkett	1982-85	4,131
3	Vagas Ferguson	1976-79	3,472
4	Darius Walker	2004-06	3,249
5	Josh Adams	2015-17	3,198
6	Julius Jones	1999-2001, 2003	3,018
7	Jerome Heavens	1975-78	2,682
8	Cierre Wood	2009-12	2,447
9	Phil Carter	1979-82	2,409
10	George Gipp	1917-20	2,341
11	Randy Kinder	1993-96	2,295
12	Tony Brooks	1987-91	2,274
13	Emil Sitko	1946-49	2,226
14	Ryan Grant	2001-04	2,220
15	Kyren Williams	2019-21	2,153
16	Armando Allen	2007-10	2,144
17	Neil Worden	1951-53	2,039
18	Lee Becton	1991-94	2,029
19	Mark Green	1985-88	1,977
20	Audric Estimé	2021-current	1,968
21	Marchy Schwartz	1929-31	1,945
22	Don Miller	1922-24	1,933

NOTRE DAME CAREER RUSHING TOUCHDOWNS

	Total	Name	Years
1.	49	Allen Pinkett	1982-85
2.	43	Autry Denson	1995-98
3.	36	Louis Salmon	1900-03
4.	32	Anthony Johnson	1986-89
	32	Vagas Ferguson	1976-79
6.	30	Stan Cofall	1914-16
7.	29	Neil Worden	1951-53
8.	27	Kyren Williams	2019-21
	27	Marc Edwards	1993-96
	27	Jerome Bettis	1990-92
11.	26	Julius Jones	1999-2001, 2003
12.	24	Audric Estimé	2020-current
13.	23	Darius Walker	2004-06
	23	Tony Rice	1987-89
	23	Al Hunter	1973-76

NOTRE DAME SINGLE-SEASON RUSHING YARDS

	Yds	Att	Games	Avg.	Player	Season
1.	1,437	301	11	4.8	Vagas Ferguson	1979
2.	1,430	206	13	6.9	Josh Adams	2017
3.	1,394	252	11	5.5	Allen Pinkett	1983
4.	1,343	167	11	8.0	Reggie Brooks	1992
5.	1,268	229	12	5.5	Julius Jones	2003
	1,268	264	12	4.8	Autry Denson	1997
7.	1,267	255	13	5.0	Darius Walker	2006
8.	1,196	253	12	4.7	Darius Walker	2005
9.	1,192	211	11	5.6	Vagas Ferguson	1978
10.	1,179	202	11	5.8	Autry Denson	1996
11.	1,176	251	11	4.7	Autry Denson	1998
12.	1,125	211	12	5.3	Kyren Williams	2020
13.	1,105	275	11	4.0	Allen Pinkett	1984
14.	1,102	217	13	5.1	Cierre Wood	2011
15.	1,100	255	11	4.3	Allen Pinkett	1985
16.	1,085	261	13	4.2	Ryan Grant	2002
17.	1,058	233	11	4.5	Al Hunter	1976
18.	1,044	164	11	6.4	Lee Becton	1993
19.	1,002	204	12	4.9	Kyren Williams	2021
	988	163	10	6.1	Audric Estimé	2023

NOTRE DAME SINGLE-SEASON RUSHING TOUCHDOWNS

	TDs	Player	Season
1.	17	Allen Pinkett	1984
	17	Vagas Ferguson	1979
3.	16	Jerome Bettis	1991



	16	Allen Pinkett	1983
	16	Bill Downs	1905
6.	15	Autry Denson	1998
7.	14	Kyren Williams	2021
	14	Brandon Wimbush	2017
<b>9.</b>	<b>13</b>	<b>Audric Estimé</b>	<b>2023</b>
	13	Kyren Williams	2020
	13	Reggie Brooks	1992
12.	12	Dexter Williams	2018
	12	Jonas Gray	2011
	12	Autry Denson	1997
	12	Al Hunter	1976
	12	Wayne Bullock	1974
	12	Bob Gladieux	1968

**XAVIER WATTS**

Junior safety Xavier Watts began his Notre Dame career on the offensive side of the ball in the 2020-21 season but made the switch into the defensive backfield in 2021-22. He saw action in 11 games in '21, making 15 tackles as he started to learn the safety position.

Watts developed into one of Notre Dame's starting safeties during the '22 campaign and has made the leap to become one of the most disruptive defensive players in college football this season.

- Watts leads all FBS players with seven interceptions this year, piling up five picks in just the last three games.

**FBS TOTAL INTERCEPTIONS - 2023**

Interceptions	Name	School
<b>7</b>	<b>Xavier Watts</b>	<b>Notre Dame</b>
5	Jeremiah Cooper	Iowa State
5	Devin Grant	Buffalo
5	Ricardo Hallman	Wisconsin
5	Maxwell Hariston	Kentucky
5	Brylan Green	Liberty
5	Elijah Jones	Boston College
5	Tarheeb Still	Maryland

- He is the first Notre Dame player to post back-to-back games with multiple interceptions and the first Irish player to intercept a pass in three straight games.
- He is the fifth FBS player in the last five years to intercept at least two passes in back-to-back games.
- Watts was named the national defensive player of the week after his amazing performance against No. 6 Southern Cal on October 14. In addition to seven tackles, Watts intercepted reigning Heisman Trophy winner Caleb Williams twice, forced a fumble, recovered a fumble and returned it for a touchdown.
- He followed up the Southern Cal performance with two more interceptions in the victory over Pittsburgh, earned a second Bronko Nagurski Defensive Player of the Week award.
- Watts seven interceptions this year have led directly to Notre Dame points in every occurrence with the Irish scoring five touchdowns and two field goals for a total of 41 points.
- Only one of Watts seven interceptions have not set up Notre Dame on the opposing team's side of the field. At NC State he gave Notre Dame the ball at the Wolf-

pack 33-yard line. At Duke it was the Blue Devil 12-yard line, then the SC 12 and 2 in the Southern Cal game followed by the Pitt 15 for one of his two interceptions in that game. At Clemson, on Notre Dame's first defensive series of the second half, Watts picked off a deflected pass and returned it to the Tiger two-yard line.

- All told, of his seven interceptions Watts has set Notre Dame up in the opponent's red zone five times.

**NOTRE DAME SINGLE-SEASON INTERCEPTIONS**

1	Mike Townsend	1972	10
2	Tom MacDonald	1962	9
3	Todd Lyght	1989	8
	Tony Carey	1964	8
	Angelo Bertelli	1942	8
<b>6</b>	<b>Xavier Watts</b>	<b>2023</b>	<b>7</b>
6	Manti Te'o	2012	7
	Harrison Smith	2010	7
	Shane Walton	2002	7
	Dave Duerson	1982	7
	Clarence Ellis	1970	7
	Tom Shoen	1966	7

**HOWARD CROSS III**

On a national stage at No. 17 Duke (Sept. 30) Howard Cross III posted one of the most dominating defensive performances of the season. Leading the Irish with 13 tackles while forcing two fumbles (including the game-clinching fumble with 0:27 remaining) he earned defensive player of the week nods from Walter Camp, the Bednarik Award and the Senior Bowl.

Cross is the only Power 5 defensive lineman this season to post 10 tackles in a game while ranking fourth among all FBS lineman and first in the Power 5 for defensive lineman total tackles in 2023: .

**FBS DEFENSIVE LINEMAN TOTAL TACKLES - 2023**

Tackles	Name	School
63	Michael Moore	UAB
61	Michael Mason	Coastal Carolina
56	Raishein Thomas	UIC
<b>54</b>	<b>Howard Cross III</b>	<b>Notre Dame</b>
53	Adin Huntington	ULM
53	CJ Nunnally	Akron
52	Jalan Ware	ULM

**BENJAMIN MORRISON**

- Sophomore Benjamin Morrison led the Irish with six interceptions in 2022, earning consensus Freshman All-America honors.
- Morrison is 10th in the country in passes defended this season, breaking up 9 attempts and intercepting two passes for a total of 11.
- Morrison intercepted his first pass of the season against NC State and earned one of Notre Dame's three interceptions against reigning Heisman Trophy winner Caleb Williams in the victory over Southern Cal.
- He was named the Walter Camp Player of the Week after his dominating performance against No. 5 Clemson last season, setting up Notre Dame's third touchdown with his first career interception, then picking off another pass and returning it 96 yards for a touchdown. He also contributed a career-best seven tackles and a PBU against the Tigers.
- His six interceptions in 2022 were the most for an Irish player since Manti Te'o picked off seven passes on his way to finishing second in the 2021 Heisman Trophy balloting. It also is the most for an Irish cornerback since Cole Luke intercepted four passes in 2014.

- The six interceptions were the third-most for any FBS defensive player in 2022 and tied for the most of any Power 5 defensive back.
- Shares the Notre Dame single-game record for interceptions in a game with 15 other players, picking off three Boston College passes during the 2022 home finale. He ended the Eagles first drive with an interception, then took away a BC scoring chance with an interception in the end zone later in the first quarter. Finally, in the midst of a snow storm in the second half, Morrison earned his third interception tracking down an overthrown screen pass.
- Morrison was a game-time decision with a quad strain for the Pittsburgh game, warmed up for the contest but did not play.

**NOTRE DAME CAREER INTERCEPTIONS SINCE 1996**

1.	Shane Walton	1999-2002	11
2.	Benny Guilbeaux	1996-98	9
<b>3.</b>	<b>Benjamin Morrison</b>	<b>2022-current</b>	<b>8</b>
	Robert Blanton	2008-11	8
	Matthias Farley	2012-15	8
	Cole Luke	2013-16	8
	Kyle McCarthy	2006-09	8
	Mike Richardson	2003-06	8
	A'Jani Sanders	1997-99	8
	Tom Zbikowski	2004-07	8

**JADEN GREATHOUSE**

True freshman wide receiver Jaden Greathouse was the first freshman wideout to catch two touchdown passes in his first career game against Navy on Aug. 26. He also became just the fifth Irish wide receiver to catch two touchdown passes in a season-opener since 1996.

Michael Floyd did it twice, nabbing three scores in the '09 opener against Nevada then starting the 2011 season with two scoring receptions against USF. Davaris Daniels caught two touchdowns in the 2013 opener against Temple, Will Fuller caught two against Texas in 2015 and Equanemious St. Brown followed up in 2016 with two against the Longhorns.

**TEAM CAPTAINS**

Notre Dame announced the selection of four captains for the 2023 season – junior offensive tackle **Joe Alt**, senior linebacker **JD Bertrand**, senior cornerback **Cam Hart** and graduate student quarterback **Sam Hartman**.

Bertrand becomes the 27th two-time captain in program history. Hartman has now earned captaincy status from his fellow teammates in the last four seasons – 2020, 2021 and 2022 at Wake Forest and now in 2023 at Notre Dame.

**JOE ALT**

Alt's first snaps in a Notre Dame uniform came as a tight end as a true freshman in Notre Dame's first game of the 2021 season at Florida State. Another true freshman, Blake Fisher, had earned the start in that contest but suffered an injury that would sideline him until the Fiesta Bowl.

Alt started to get more focused work at left tackle, moved into the starting lineup at Virginia Tech (the sixth game of his freshman season) and quickly established himself as one of the top young offensive linemen in the nation.

Fisher returned for the bowl game, but at right tackle and Alt followed up his rookie year with a sensational 2022, earning numerous All-America nominations at the end of

the season.

According to Pro Football Focus, Alt is the second-ranked offensive tackle in the country this season, allowing just four pressures and one sack on 314 pass block sets.

**YEAR TWO OF A GOLDEN DEFENSE**

Notre Dame entered the season with the same defensive coordinator for the second consecutive year, something that has not occurred since the 2020 season.

Clark Lea left after the 2020 season to be the head coach at Vanderbilt. He was replaced by Marcus Freeman who was promoted to head coach at the conclusion of the '21 regular season.

In 2023, Al Golden began his second year as the head of the Irish defense and has developed his group into one of the top defenses in the nation.

Golden's first Irish defense was a solid 21st overall in total defense in '22, bolstered by a rush defense that held Notre Dame's opponents under 200 total rushing yards per game for the first time since 2019.

Lea held the defensive coordinator spot for three seasons, in his second (2019) the Irish moved from 30th overall in defense to 18th. The rush defense surged from 44th to third.

Golden's second-season crew is well above that improvement pace from 2019 and is among the nation's top 10 in several key stat categories.

**NOTRE DAME DEFENSE NCAA STATISTICAL RANKINGS**

t-1st	Defensive TDs	4
3rd	Pass Efficiency Defense	95.77
3rd	Passing Yards Allowed	153.6
4th	Interceptions	14
5th	Red Zone Defense	.679
7th	Total Defense	280.4
11th	Scoring Defense	16.9
5th	Turnovers Gained	20

**NOTRE DAME DEFENSIVE IMPROVEMENT - 2022 TO 2023**

Statistical Category	'22 NCAA Rank	'22 Stat	'23 NCAA Rank	'23 Stat
Defensive TDs	33rd	2	t-1st	4
Red Zone Defense	129th	.941	5th	.679
Interceptions	67th	10	4th	14
Passing Yards Allowed	23rd	198.0	3rd	153.6
Pass Efficiency Defense	41st	125.12	3rd	95.77
Turnovers Gained	99th	15	5th	20
Scoring Defense	38th	23.0	11th	16.9
Total Defense	21st	329.3	7th	280.4

**EXPERIENCE CHART**

In 2022 the Notre Dame roster would finish the season with seven players logging over 50 games played in their career, including defensive back Houston Griffith, who ended his career as the all-time games played leader at Notre Dame with 62.

The Irish roster this season is led by DJ Brown's 56 games played and has been injected with four transfer veterans that boast over 50 career games played:

Player	Games Played	Starts
Sam Hartman	58	55
Javontae Jean-Baptiste	57	16
DJ Brown	56	20
Spencer Shrader	54	n/a
Jack Kiser	50	19

Michael Vinson	50	n/a
Thomas Harper	51	16
JD Bertrand	47	32

**GAMES PLAYED RECORD**

Last season, fifth-year safety Houston Griffith set the mark for career games played at Notre Dame with 62.

This season's Irish roster has three players with over 50 games played (DJ Brown 56, Jack Kiser & Michael Vinson 50) and could see four more players join the over-50-games-played group with two regular-season games remaining and a bowl contest this season.

**NOTRE DAME CAREER GAMES PLAYED**

1.	62	Houston Griffith	2018-22
	61	Josh Lugg	2018-22
	61	Kurt Hinish	2017-21
<b>4.</b>	<b>56</b>	<b>DJ Brown</b>	<b>2019-current</b>
	56	Bo Bauer	2018-23
5.	55	Jayson Ademilola	2018-23
	55	Jonathan Doerer	2017-21
7.	55	TaRiq Bracy	2018-23
8.	52	Daelin Hayes	2016-20
	52	Romeo Okwara	2012-15
	52	Drue Tranquill	2014-18
11.	51	Chris Brown	2012-15
	51	Matthias Farley	2011-15
	51	T.J. Jones	2010-13
<b>14.</b>	<b>50</b>	<b>Jack Kiser</b>	<b>2019-current</b>
	<b>50</b>	<b>Michael Vinson</b>	<b>2019-current</b>
	50	Ben Koyack	2011-14
	50	Myron Tagovailoa-Amosa	2017-21
	50	Justin Ademilola	2018-23
19.	49	Jarrett Patterson	2018-23
<b>20.</b>	<b>48</b>	<b>Howard Cross III</b>	<b>2019-current</b>
<b>21.</b>	<b>47</b>	<b>JD Bertrand</b>	<b>2019-current</b>
	<b>47</b>	<b>Clarence Lewis</b>	<b>2020-current</b>
	<b>47</b>	<b>Chris Tyree</b>	<b>2020-current</b>

**IRISH WILL PLAY 500TH GAME IN NOTRE DAME STADIUM VS. WAKE FOREST**

Since the first season of competition in Notre Dame Stadium in 1930, Notre Dame is 376-118-5 (.759) in the facility and will play the 500th game in 'The House That Rockne Built' against Wake Forest on November 18th.

Here are the other 'milestone' games in Notre Dame Stadium -

- Game 100: No. 2 Notre Dame 21, No. 4 Texas 0 - Sept. 25, 1954 - the first game of the Terry Brennan era at Notre Dame.
- Game 200: No. 5 Notre Dame 48, Air Force 15 - Nov. 22, 1973 - this game is memorable as it was the last non-sellout of Notre Dame Stadium before the program's sell out streak ended at 243 games on Nov. 16, 2019. The Irish and Falcons met on Thanksgiving Weekend in front of 57,236 fans (the capacity of Notre Dame Stadium in 1973 was 59,075).
- Game 300: No. 13 Tennessee 35, No. 5 Notre Dame 34 - Nov. 19, 1991 - the only game on this list that Notre Dame fans would like to forget. The Volunteers rallied from a

31-7 deficit and partially blocked Notre Dame's potential game-winning field goal as time expired.

- Game 400: Notre Dame 21, San Diego State 13 - the first game of the 2008 season.
- Game 500: Notre Dame vs. Wake Forest.

**MARCUS FREEMAN FIRST 20 GAMES**

Notre Dame's thrilling last-minute victory at No. 17 Duke on Sept. 30 was the 20th game of the Marcus Freeman era at Notre Dame. Through the first 20 games, Freeman's teams scored the second-most points in program history and were tied for the second-most ranked wins:

**NOTRE DAME HEAD COACHES - FIRST 20 GAMES**

Coach	W	L	T	Points	Ranked Wins
Charlie Weis	16	4	0	680	4
<b>Marcus Freeman</b>	<b>14</b>	<b>6</b>	<b>0</b>	<b>670</b>	<b>5</b>
Jesse Harper	17	3	0	667	n/a
Lou Holtz	13	7	0	608	4
Brian Kelly	12	8	0	562	2
Ara Parseghian	16	3	1	557	1
Knute Rockne	17	1	2	513	n/a
Hunk Anderson	14	4	2	482	n/a
Bob Davie	13	7	0	482	3
Terry Brennan	17	3	0	471	6
Dan Devine	15	5	0	465	2
Gerry Faust	11	8	1	408	3
Tyrone Willingham	12	8	0	404	4
Frank Leahy	15	2	3	373	5
Elmer Layden	15	4	1	286	n/a
Joe Kuharich	7	13	0	282	2

**GAME WINNING DRIVES**

Notre Dame's 95-yard game-winning drive at No. 17 Duke on Sept. 30 is the longest winning scoring drive in the game's last three minutes in school history.

See page 13 for a full list of Irish game-clinching drives.

Year	Opponent	Score	Plays	Yards	GW Score Time	GW Score
2023	at Duke	21-14	10	95	0:31	30-yd run
2019	Virginia Tech	21-20	18	87	0:29	7-yd run
1937	Southern Cal	13-6	2	85	1:45	8-yd run
1990	Penn State	20-19	12	81	1:06	2 pt conv.

**JD BERTRAND**

JD Bertrand, in his second year as a team captain, has been playing some of the best football of his career after missing the Central Michigan game with an injury. He has piled up 50 tackles over the past six games and continues to move up the Notre Dame career tackle charts.

**NOTRE DAME CAREER TACKLES**

	Tackles	Name	Position	Years
1.	521	Bob Crable	LB	1978-81
2.	479	Bob Golic	LB	1975-78
3.	437	Manti Te'o	LB	2009-12
4.	398	Steve Heimkreiter	LB	1975-78
5.	369	Bob Olson	LB	1967-69

6.	361	Tony Furjanic	LB	1982-85
7.	353	Mike Kovaleski	LB	1983-86
8.	340	Ross Browner	DL	1973, 1975-77
9.	332	Mark Zavagnin	DL	1979-82
10.	314	Te'von Coney	LB	2015-18
11.	306	Maurice Crum Jr.	LB	2005-08
12.	300	Tom Zbikowski	DB	2004-07
13.	297	Brandon Hoyte	LB	2002-05
14.	294	Courtney Watson	LB	2000-03
15.	293	Jaylon Smith	LB	2013-15
16.	292	Drue Tranquill	LB	2014-17
17.	290	Steve Neihaus	DL	1972-75
18.	267	Jeff Weston	DL	1974-78
19.	263	Greg Marx	DL	1969-72
20.	263	Mike Calhoun	DL	1975-78
<b>21.</b>	<b>253</b>	<b>JD Bertrand</b>	<b>LB</b>	<b>2019-current</b>
22.	250	Nyles Morgan	LB	2014-17

**BERTRAND CAMPELL AWARD FINALIST**

The National Football Foundation (NFF) & College Hall of Fame have announced the finalists for the 2023 William V. Campbell Trophy®, college football's premier scholar-athlete award that annually recognizes an individual as the absolute best in the nation for his combined academic success, football performance and exemplary leadership. University of Notre Dame senior linebacker JD Bertrand was one of 16 finalists that will each receive an \$18,000 postgraduate scholarship as a member of the 2023 NFF National Scholar-Athlete Class Presented by Fidelity Investments®.

Highly intelligent, athletic and the field general of the Fighting Irish defense, JD Bertrand has led Notre Dame in tackles the last two seasons while racking up a 3.62 GPA as a marketing major. The Alpharetta, Georgia, native becomes Notre Dame's 19th NFF National Scholar Athlete.

Having graduated last December, Bertrand is currently pursuing his master's in business analytics. A member of the Dean's List, Bertrand was named to the prestigious Alpha Mu Alpha national marketing honor society.

The 2022 Notre Dame Defensive Player of the Year, Bertrand tallied 82 stops in 2022 and 101 during the 2021 season, finishing as the Irish's leading tackler both seasons. He had 8.5 tackles for loss and two sacks in 2022, adding to his seven TFLs and 1.5 sacks in 2021. The 6-foot-1, 233-pound Bertrand has 57 tackles this season and added 5.0 tackles for loss to his career total of 20.5. A fifth-year player, he has appeared in 46 games with 31 starts.

A two-year team captain who elevates everyone around him, Bertrand has played a key role in Notre Dame's 30-8 record the past three seasons, including a No. 18 ranking in 2022 and a win in the Gator Bowl; a No. 8 finish in 2021 and an appearance in the Fiesta Bowl; and a No. 5 ending in 2020 after an appearance in the College Football Playoff Semifinal Game at the Rose Bowl.

An Eagle Scout who was selected as a member of the 2022 Allstate AFCA Good Works Team, Bertrand credits his mother for his commitment to community service. He has done extensive work with Uplifting Athletes, serving as the chapter president for two years and earning a spot on the organization's Rare Disease Champion Team in 2022. After the pandemic, he played a role in staging multiple events for the organization, raising more than \$80,000. He donates part of his scholarship check and NIL earnings

to charity, and he visits the Ronald McDonald House before every home game.

The 16 finalists were selected from a record number of 201 semifinalists nationwide from among all NCAA divisions and the NAIA.

The finalists will travel to the ARIA Resort & Casino in Las Vegas for the 65th NFF Annual Awards Dinner Presented by Las Vegas on Dec. 5, where their accomplishments will be highlighted in front of one of the most powerful audiences in all of sports.

During the event, one member of the class will be declared as the winner of the 34th Campbell Trophy® and have his postgraduate scholarship increased to \$25,000. Click here for more information on the Awards Dinner, including options to purchase tickets online, special travel rates to the event from Delta Air Lines and room rates at the ARIA.

The trophy is named in honor of the late Bill Campbell, an All-Ivy League player and the captain of Columbia's 1961 Ivy League championship team who found his true calling after an unlikely career change at age 39 from Columbia football coach to advertising executive. His ability to recruit, develop and manage talented executives – all lessons learned on the gridiron – proved to be a critical component of his ability to inspire his business teams to the highest levels of success.

**JORDAN FAISON**

True freshman wide receiver Jordan Faison appeared in his first game at No. 25 Louisville, grabbing two passes for 48 yards and a touchdown (a 36-yard play).

Faison has been referred to as a walk-on, but he was recruited and signed to a scholarship by the Notre Dame men's lacrosse team (which is the 2022 defending national champion). A top-50 lacrosse recruit, Faison was invited to work out with the Irish football team in the 2023 preseason and, with his appearance against Louisville, will be a Notre Dame football scholarship player throughout his career with the Irish.

Faison will be full member of the Irish lacrosse team in his time on campus as well.

He logged his first career start in the victory over No. 10 Southern Cal.

**SPENCER SHRADER**

Graduate student kicker Spencer Shrader has quickly established himself as one of the best long-distance placekickers in Notre Dame history in his first and only year on the roster (Shrader transferred from USF after the 2022 season).

Against NC State, Shrader set the Notre Dame record for longest field goal in a game, connecting on a 54-yard field goal. The kick broke Kyle Brindza's 10-year old record from a 53-yard boot against Arizona State on Oct. 15, 2013.

Shrader added a 50-yard field goal against Central Michigan and became just the sixth Irish kicker to kick multiple field goals from 50 yards or more.

At Louisville, Shrader added two more 50-plus kicks, a 54-yarder to tie his own game record then adding a 53-yard kick in the same game. He is the first Notre Dame kicker to connect from 50-yards-or-more twice in a game and is tied with Jonathan Doerer (2017-21) and Brindza (2011-14) for the most career 50-yard field goals in Notre Dame history with four.

**CHRIS TYREE**

Senior wide receiver Chris Tyree gave the Irish a jolt of energy in the victory over Pittsburgh on October 28 with an 82-yard punt return for a touchdown.

- Tyree is in his first season as a dedicated wide out after spending his first three seasons at Notre Dame as a part of the running backs group.
- His punt return against Pitt was the first punt return for a touchdown for a Notre Dame player since a 2015 50-yard return by CJ Sanders.
- Tyree, who returned a kick for a touchdown in the 2021 Shamrock Series victory over Wisconsin in Soldier Field, becomes the first Notre Dame player since Julius Jones (1999, 2001-03) to return a kick and punt for a touchdown while also scoring on a reception and a rushing attempt during their career. Prior to Julius Jones, Raghib 'Rocket' Ismail accomplished the same feat. Before Rocket, 1987 Heisman Trophy winner Tim Brown did the same.
- Tyree is one of three active FBS players to score via punt return, kick return, reception and rushing attempt during a career, joining Northwestern's A.J. Henning and Southern Cal's Zachariah Branch.
- Tyree is currently 13th in the country for yards-per-reception with a 19.39 average. If he can slightly improve that average it would rank among the top-10 for a single-season in Notre Dame history and he could become the first Irish receiver

## FOUR CONSECUTIVE RANKED OPPONENTS

This season Notre Dame faced four consecutive ranked opponents for the first time since 2000.

### NOTRE DAME FOUR STRAIGHT RANKED OPPONENTS HISTORY

Year	Date	Opponent	Date	Opponent	Date	Opponent	Date	Opponent
2023	9/23	No. 6 Ohio State, L, 14-17	9/30	at No. 17 Duke, W, 21-14	10/7	at No. 25 Louisville, L, 20-33	10/14	Southern Cal, W, 48-20
2000	9/2	No. 25 Texas A&M, W, 24-10	9/9	No. 1 Nebraska, L (OT), 24-27	9/16	No. 13 Purdue, W, 23-21	9/23	at No. 23 Michigan State, L, 21-27
1992	11/7	No. 9 Boston College, W, 57-7	11/14	No. 22 Penn State, W, 17-16	11/28	at No. 19 Southern Cal, W, 31-23	1/1/1993	vs. No. 4 Texas A&M, W, 28-3
1990	11/10	at No. 9 Tennessee, W, 34-29	11/17	No. 18 Penn State, L, 21-24	11/24	at No. 18 Southern Cal, W, 10-6	1/1/1991	vs. No. 1 Colorado, L, 9-10
1957	11/2	No. 16 Navy, L, 6-20	11/9	at No. 4 Michigan State, L, 6-34	11/16	at No. 2 Oklahoma, W, 7-0	11/23	No. 8 Iowa, L, 13-21
1943	10/30	vs. No. 3 Navy, W, 33-6	11/6	vs. No. 3 Army, W, 26-0	11/13	at No. 8 Northwestern, W, 25-6	11/20	No. 2 Iowa Pre Flight, W, 14-13

## TELEVISION RATINGS

Notre Dame has been among the top-15 most-viewed games in each of the nine weeks the Irish have been on a linear broadcast this season and was among the top six most-watched games in six of those seven weeks. The viewership numbers for week nine will not be released until later this week.

### NOTRE DAME TELEVISION RATING WEEK-BY-WEEK

Week	Opponent	Network	Rating	Viewers	CFB Rating Ranking That Week
9	Clemson	ABC	1.9	3.24M	6
8	Pittsburgh	NBC	1.1	1.89M	11
7	Southern Cal	NBC	3.4	6.43M	2
6	Louisville	ABC	2.8	5.12M	3
5	Duke	ABC	2.9	5.32M	3
4	Ohio State	NBC	5.1	9.98M	2
2	NC State	ABC	1.7	2.93M	6
1	Tenn. State	NBC	0.9	1.56M	15
0	Navy	NBC	1.9	3.56M	1

### OVERALL COLLEGE FOOTBALL VIEWERS IN 2023

Team	Total
Colorado	53.28
Alabama	49.05
Ohio State	41.97
NOTRE DAME	40.03
Texas	34.2
Florida State	32.4
Georgia	31.5
LSU	31.45

### MOST WATCHED CFB GAMES IN 2023

Teams	Total
Ohio State at Notre Dame	10.63*
Colorado at Oregon	10.03
Penn State at Ohio State	9.96
Colorado State at Colorado	9.30
LSU at Alabama	8.82
Texas at Alabama	8.76

\* - includes simulcast viewers on Peacock

**NOTRE DAME OPPOSING TEAM HOME FIELD ATTENDANCE RECORDS**

Opponent	Stadium	Att. Record	Date	ND Rank	Opp Rank	Outcome
Air Force	Falcon Stadium	56,409	10/19/2002	7	18	W, 21-14
BYU	LaVell Edwards Stadium	66,247	10/16/1993	3		W, 45-20
Georgia	Sanford Stadium	93,246	9/21/2019	7	3	L, 17-23
Louisville	Cardinal Stadium	59,081	10/7/2023	10	25	L, 20-33
Northwestern	Ryan Field	55,752	10/27/1962		3	L, 6-35
Michigan	Michigan Stadium	115,109	9/7/2013	14	17	L, 30-41
Michigan State	Spartan Stadium	80,401	9/22/1990	1	24	W, 20-19
Southern Cal	L.A. Memorial Coliseum	105,236	12/6/1947	1	3	W, 38-7
Georgia Tech	Bobby Dodd Stadium	56,680	9/2/2006	2		W, 14-10
Temple	Lincoln Financial Field	69,280	10/31/2015	9	21	W, 24-20

**NOTRE DAME ATTENDANCE RECORDS - NEUTRAL SITES**

Opponent	Stadium	Att.	Date	ND Rank	Opp Rank	Outcome
BYU	Allegiant Stadium	62,742	10/8/2022		16	W, 28-20
Alabama	Hard Rock Stadium	80,120	1/7/2013	1	2	L, 14-42
Southern Cal	Soldier Field	120,000	11/26/1927			W, 7-6
Boston College	Fenway Park	38,686	11/21/2015	5		W, 19-16
Navy	Aviva Stadium (Dublin, Ireland)	49,000	8/26/2023	13		W, 42-3
Syracuse	MetLife Stadium	76,802	9/27/2014	8		W, 31-15
Army	Yankee Stadium	54,251	11/20/2010			W, 27-3
Oregon State	Chase Field (Insight Bowl)	45,917	12/8/2004			L, 21-38
Army	Shea Stadium	61,000	10/9/1965	7		W, 17-0
Miami FL	Sun Bowl Stadium	54,021	12/31/2010			W, 33-17

**NOTRE DAME ATTENDANCE TOP 10 APPEARANCES**

Stadium	Opponent	Rank	Att.	Date	ND Rank	Opp Rank	Outcome
Cotton Bowl Stadium (Cotton Bowl)	Texas	2nd	76,601	1/2/1978	5	1	W, 38-10
Michie Stadium	Army	2nd	42,503	10/20/1973	8		W, 62-3
Tulane Stadium	Alabama	3rd	85,372	12/31/1973	3	1	W, 24-23
FedEx Stadium	Navy	3rd	78,844	11/14/1998	12		W, 30-0
Acrisure Field	Pitt	t-3rd	68,400	11/7/2015	8		W, 42-30
Darrel K. Royal Stadium	Texas	4th	102,351	9/4/2016	10		L, 47-50 20T
M&T Bank Stadium	Navy	4th	70,932	11/15/2008			W, 27-21
Sun Devil Stadium (Fiesta Bowl)	Ohio State	4th	76,196	1/2/2006	5	4	L, 20-34
State Farm Stadium (Fiesta Bowl)	Ohio State	5th	71,123	1/1/2016	8	7	L, 28-44
Sun Devil Stadium (Fiesta Bowl)	Oregon St.	5th	75,428	1/1/2001	10	5	L, 9-41
Superdome (Sugar Bowl)	Georgia	5th	77,895	1/1/1981	7	1	L, 10-17
Acrisure Field	Pittsburgh	6th	66,451	9/3/2005		23	W, 42-21
Beaver Stadium	Penn State	6th	110,078	9/8/2007		14	L, 10-31
Memorial Stadium	Clemson	7th	84,982	10/3/2015	6	12	L, 22-24
Superdome (Sugar Bowl)	LSU	6th	77,781	1/3/2007	11	4	L, 14-41
Sun Devil Stadium (Fiesta Bowl)	W. Virginia	6th	74,911	1/2/1989	1	3	W, 34-21

for college football games in all facilities listed above

**NOTRE DAME ATTENDANCE NOTES**

- Notre Dame hopes to play in front of its 10th consecutive sell out crowd on Saturday afternoon against Wake Forest. The only other teams in the country to play in front of capacity crowds at all of its games are: Iowa, Colorado, Georgia and Tennessee.
- Since Notre Dame began to establish its national brand in the 1920s, the Fighting Irish have been a sure-fire ticket selling game where ever their football schedule takes the team. Notre Dame owns attendance records at 10 opponent home venues across the country - by far the most of any FBS team (Florida State and Miami each have four such record games).
- The Irish also own nine attendance records at active neutral site venues, which includes Allegiant Stadium, Soldier Field, Hard Rock Stadium, Aviva Stadium in Dublin, Ireland and Sun Bowl Stadium.
- Notre Dame also owns several top-10 attendance numbers at stadiums across the country, which includes some of the top attendance marks at the Cotton Bowl, Fiesta Bowl, Sugar Bowl and other notable venues.

Notre Dame's thrilling come-from-behind victory at No. 17 Duke is the longest game-winning drive, which ended in the game's final three minutes, in school history.

Season	Opponent	H/A/N	ND Rank	Opp Rank	Date	ND	Opp	Quarterback	Game-Winning Play	GW Score Time	GW Drive
2023	Duke	A	11	17	9/30/2023	21	14	Hartman, Sam	A. Estimé 30-yd run	0:31	10-95
2021	Virginia Tech	A	13		10/9/2021	32	29	Coan, Jack	J. Doerer 48-yd FG	0:17	7-45
2021	Toldeo	H	8		9/11/2021	32	29	Coan, Jack	M. Mayer 18-yd reception	1:09	3-75
2019	Virginia Tech	H	16		11/2/2019	21	20	Book, Ian	I. Book 7-yd run	0:29	18-87
2016	Miami FL	H			10/29/2016	30	27	Kizer, DeShone	J. Yoon 29-yd FG	0:30	10-34
2015	Temple	A	9	21	10/31/2015	24	20	Kizer, DeShone	W. Fuller 17-yd reception	2:09	6-75
2015	Virginia	A	9		9/12/2015	34	27	Kizer, DeShone	W. Fuller 39-yd reception	0:12	8-80
2014	Stanford	H	9	14	10/4/2014	17	14	Golson, Everett	B. Koyack 23-yd reception	1:01	9-65
2014	vs. LSU (Music City Bowl)	N		23	12/30/2014	31	28	Zaire, Malik	K Brindza 32-yd FG	0:00	14-71
2012	Purdue	H	22		9/8/2012	20	17	Rees, Tommy	K. Brindza 27-yd FG	0:07	12-55
2010	Southern Cal	A			10/27/2010	20	16	Rees, Tommy	R. Hughes 5-yd run	2:23	7-77
2009	Purdue	A			9/26/2009	24	21	Clausen, Jimmy	K. Rudolph 2-yd reception	0:25	12-72
2006	UCLA	H	10		10/21/2006	20	17	Quinn, Brady	J. Samardzija 45-yd reception	0:27	3-80
2005	Stanford	A	6		11/26/2005	38	31	Quinn, Brady	D. Walker 6-yd run	0:55	6-80
2003	Navy	H			11/8/2003	27	24	Quinn, Brady	D.J. Fitzpatrick 40-yd FG	0:00	11-62
2002	Navy	N	9		11/9/2002	30	23	Holiday, Carlyle	O. Jenkins 67-yd reception	2:08	1-67
2002	Michigan State	A	12		9/21/2002	21	17	Dillingham, Pat	A. Battle 60-yd reception	1:15	3-72
1999	Navy	H			10/30/1999	28	24	Jackson, Jarious	J. Johnson 16-yd reception	0:36	16-59
1999	Southern Cal	H			10/16/1999	25	24	Jackson, Jarious	J. Halloway FR in end zone	2:40	8-74
1998	LSU	H	10		11/21/1998	39	36	Jackson, Jarious	R. Nelson 10-yd reception	1:27	12-75
1998	Army	H			10/24/1998	20	17	Jackson, Jarious	J. Sanson 48-yd FG	1:06	10-46
1997	Hawaii	A			11/29/1997	23	22	Powlus, Ron	S. Cengia 20-yd FG	0:05	5-40
1996	Texas	A	9	6	9/21/1996	27	24	Powlus, Ron	J. Sanson 39-yd FG	0:00	3-33
1992	Penn State	H	8	22	11/14/1992	17	16	Mirer, Rick	R. Brooks 2-pt conversion rec	0:20	7-64
1990	Michigan State	A	1	24	9/22/1990	20	19	Mirer, Rick	R. Culver 1-yd run	0:34	12-81
1990	Michigan	H	1	4	9/15/1990	28	24	Mirer, Rick	A. Jarrell 18-yd reception	1:40	9-76
1988	Michigan	H	13	9	9/10/1988	19	17	Rice, Tony	R. Ho 26-yd FG	1:13	10-71
1986	Southern Cal	A		17	11/29/1986	38	37	Beuerlein, Steve	J. Carney 19-yd FG	0:00	5-15
1984	Navy	N			11/3/1984	18	17	Beuerlein, Steve	J. Carney 44-yd FG	0:14	5-56
1982	Miami FL	H	10	17	10/9/1982	16	14	Kiel, Blair	M. Johnston 32-yd FG	0:11	8-55
1980	Michigan	H	8	14	9/20/1980	29	27	Kiel, Blair	H. Oliver 51-yd FG	0:00	5-46
1979	South Carolina	H	14		10/27/1979	18	17	Lisch, Rusty	P. Holohan 2-pt conversion rec	0:42	n/a-80
1978	Houston (Cotton Bowl)	N	10	9	1/1/1979	35	34	Montana, Joe	K. Haines 8-yd reception, PAT	0:00	4-29
1977	Purdue	A	11		9/24/1977	31	24	Montana, Joe	D. Mitchell 5-yd run	1:39	6-70
1975	North Carolina	A	15		10/11/1975	21	14	Montana, Joe	T. Burgmeier 80-yd reception	1:03	1-80
1974	Pittsburgh	H	5	17	11/16/1974	14	10	Clements, Tom	P. Demmerle 8-yd reception	2:49	n/a-55
1971	Purdue	A	2		9/25/1971	8	7	Steenberge, Pat	M. Creaney 2 pt conversion rec	2:58	n/a
1970	LSU	H	2	7	11/21/1970	3	0	Theismann, Joe	S. Hempel 24-yd FG	2:54	n/a-19
1961	Syracuse	A		10	11/18/1961	17	15	Budka, Frank	J. Perkowski 41-yd FG	0:00	n/a
1959	Navy	H			10/31/1959	25	22	White, Don	M. Stickles 43-yd FG	0:32	4-30
1956	North Carolina	H			11/17/1956	21	14	Hornung, Paul	P. Hornung 1-yd run	1:16	13-63
1955	Iowa	H	4		11/19/1955	17	14	Hornung, Paul	P. Hornung 28-yd FG	2:15	n/a-40
1950	North Carolina	H	1	20	9/30/1950	14	7	Williams, Bob	J. Mutscheller 36-yd rec	2:40	n/a
1937	Southern Cal	H	9		11/27/1937	13	6	Puplis, Andy	M. Tonelli 8-yd run	1:45	2-85
1935	Ohio State	A			11/2/1935	18	13	Shakespeare, Bill	W. Milner 19-yd rec	0:32	3-49
1928	Army	N			11/10/1928	12	6	Niemiec, John	J. O'Brien 32-yd rec	2:30	n/a

**NOTRE DAME VS. WAKE FOREST - THE LAST TIME**

	<b>GAME 4</b> September 22, 2018   BB&T Field	
--	--	---

<b>WAKE FOREST</b>	<b>27</b>
<b>[8] NOTRE DAME</b>	<b>56</b>

WINSTON-SALEM, NC - In its first road test of the 2018 season, the eighth-ranked Notre Dame football team had its most productive offensive game of the season en route to a 56-27 win over Wake Forest (2-2) Saturday afternoon at BB&T Field.

Ian Book made his first start of the season and he led the Irish to 566 yards of total offense against the Demon Deacons. Book was 25-34 through the air for 325 yards and two TDs. The junior also recorded the first three rushing touchdowns of his career.

Notre Dame (4-0) was also efficient running the ball against the Demon Deacons. The Irish tallied 241 yards on 40 carries and had six rushing touchdowns. The 56 points for the Irish were a season-high and the most since scoring 62 against UMass in 2015.

**SCORE BY QUARTERS**

	1	2	3	4	FINAL
Notre Dame	7	21	21	7	56
Wake Forest	3	10	7	7	27

**SCORING SUMMARY**

1st	5:19	WF	Sciba 39-yd field goal
	3:06	ND	Armstrong 30-yd run (Yoon kick)
2nd	14:56	WF	Sciba 39-yd field goal
	11:25	ND	Wright 3-yd pass from Book (Yoon kick)
	9:19	ND	Jones Jr. 4-yd run (Yoon kick)
3rd	6:26	WR	Colburn 2-yd run (Sciba kick)
	5:24	ND	Book 2-yd run (Yoon kick)
	9:46	ND	Claypool 7-yd pass from Book (Yoon kick)
4th	5:15	ND	Armstrong 1-yd run (Yoon kick)
	4:18	ND	Book 2-yd run (Yoon kick)
	0:44	WF	Hinton 23-yd run (Sciba kick)
	11:27	ND	Book 1-yd run (Yoon kick)
	4:53	WF	Newman 14-yd run (Sciba kick)

**TEAM STATISTICS**

	ND	WAKE FOREST
FIRST DOWNS	28	27
RUSHES-YARDS (NET)	40-247	61-259
PASSING YARDS (NET)	325	139
Passes Comp-Att-Int	25-36-0	16-31-1
TOTAL OFFENSE PLAYS-YARDS	76-566	92-398
Punt Returns-Yards-TD	2-58	0-0
Kickoff Returns-Yards	1-20	4-67
Punts (Number-Avg)	3-33.7	6-41.8
Fumbles-Lost	1-1	0-0
Penalties-Yards	4-37	3-23
Possession Time	26:01	33:59
Third Down	4-9	11-21

Rushing:  
Notre Dame - Armstrong 8-98-2, Davis 9-43, Book 10-43-3, Jones Jr. 7-39-1, Smith, J. 2-16, Jurkovec 1-7, Young 1 - -1

Wake Forest - Carney 13-79, Newman 8-73-1, Beal-Smith 10-34, Colburn 19-32-1, Hinton 1-23-1, Hartman 16-11, Dortch 1-6, Delaney 2-1

Passing:  
Notre Dame - Book 25-34-0-325-2, Jurkovec 0-2-0-0-0  
Wake Forest - Hartman 12-24-0-110-0, Newman 4-7-1-29-0

Receiving:  
Notre Dame - Mack 6-61, Claypool 4-51-1, Finke 4-41, Austin 2-35, Jones Jr. 2-32, Davis 2-15, Armstrong 2-15, Young 1-66, Boykin 1-6, Wright 1-3-1  
Wake Forest - Dortch 6-56, Hinton 3-23, Washington 2-24, Chapman 2-7, Claude 1-15, Bachman 1-12, Delaney 1-2

Tackles:  
Notre Dame - Gilman 8, Tranquill 8, Elliott 8, Hayes 7, Bauer 6, Ogundeji 6, Okawara 5  
Wake Forest - Wade 8, Glenn 7, Bassey 7

**SERIES HISTORY WAKE FOREST (5-0-0)**

H: 3-0-0; A: 2-0-0; N: 0-0-0

Location	Year	Score	W	L	T
Away	2011		W	24	17
Home	2012	3-	W	38	0
Home	2015	6-	W	28	7
Home	2017	3-	W	48	37
Away	2018	8-	W	56	27

**NOTRE DAME - WAKE FOREST 2023 STATISTICAL COMPARISON**

Statistic	Notre Dame	Wake Forest
First Downs	198	203
Rushing Yards/YPG	1660/166.0	1310/131.0
Rushing Att/YPR	331/5.0	403/3.3
Rushing TDs	20	11
Passing Yards/Game	2520/252.0	2007/200.7
Comp-Att-Int	180-283-7	164-276-10
Passing TDs	21	11
Total Offense/Game	418.0	331.7
Average Per Play	6.8	4.9
Kick Returns	18-472	20-474
Punt Returns	13-155	15-114
Penalties	58-524	41-386
Punts-Avg.	35-45.4	53-41.2
TOP	30:13	29:16
3rd Down	45/113	46/138
4th Down	7/13	6/14



**NOTRE DAME - ACC SCHEDULING AGREEMENT HISTORY**

Year	Opponent	Site	W/L	Score
2014	Syracuse	MetLife Stadium	W	31-15
2014	North Carolina	H	W	50-43
2014	Florida State	A	L	27-31
2014	Louisville	H	L	28-31
2015	Virginia	A	W	34-27
2015	Georgia Tech	H	W	30-22
2015	Clemson	A	L	22-24
2015	Pittsburgh	A	W	42-30
2015	Wake Forest	H	W	28-7
2015	Boston College	Fenway Park	W	16-13
2016	Duke	H	L	35-38
2016	Syracuse	MetLife Stadium	W	50-33
2016	NC State	A	L	3-10
2016	Miami	H	W	30-27
2016	Virginia Tech	H	L	31-34
2017	Boston College	A	W	49-20
2017	North Carolina	A	W	33-10
2017	NC State	H	W	35-14
2017	Wake Forest	H	W	48-37
2017	Miami	A	L	8-41
2018	Wake Forest	A	W	56-27
2018	Virginia Tech	A	W	45-23
2018	Pittsburgh	H	W	19-14
2018	Florida State	H	W	42-13
2018	Syracuse	Yankee Stadium	W	36-3
2019	Louisville	A	W	35-17
2019	Virginia	H	W	35-20
2019	Virginia Tech	H	W	21-20
2019	Duke	A	W	38-7
2019	Boston College	H	W	40-7
2020~	Duke	H	W	27-13
2020~	Florida State	H	W	42-26
2020~	Louisville	H	W	12-7
2020~	Pittsburgh	A	W	45-3
2020~	Georgia Tech	A	W	31-13
2020~	Clemson	H	W	47-40 (20T)
2020~	Boston College	A	W	45-31
2020~	North Carolina	A	W	31-17
2020~	Syracuse	H	W	45-21
2021	Florida State	A	W	41-38 (OT)
2021	Virginia Tech	A	W	32-29
2021	North Carolina	H	W	44-34
2021	Virginia	A	W	28-3
2021	Georgia Tech	H	W	55-0
2022	North Carolina	A	W	45-32
2022	Syracuse	A	W	41-24
2022	Clemson	H	W	35-14
2022	Boston College	H	W	44-0
2023	NC State	A	W	45-24
2023	Duke	A	W	21-14
2023	Louisville	A	L	20-33
2023	Pittsburgh	H	W	58-7
2023	Clemson	A	L	23-31
2023	Wake Forest	H		

~ - Notre Dame was a one-year member of the ACC in 2020 due to COVID-19 scheduling challenges.

**NOTRE DAME - ACC SCHEDULING AGREEMENT NOTES**

- In a partnership that began in 2014, the University of Notre Dame and the Atlantic Coast Conference agreed to schedule the Irish to play, on average, five ACC opponents each season. Originally scheduled through the 2025 season, the games have now been scheduled through the 2037 campaign.
- Notre Dame is 43-9 (.826) against ACC opponents since the scheduling agreement began during the 2014 season.
- The Irish completed their fifth-straight undefeated regular season against the ACC in 2022 (4-0). The loss at Louisville earlier this season ended a 30-game regular-season win streak against ACC opponents.
- In 2020, the Irish went 9-0 in ACC play, with wins over Duke, Florida State, Louisville, Pitt, Georgia Tech, Clemson, Boston College, North Carolina and Syracuse.
- In 2019, the Irish went undefeated against the ACC, beating Louisville, Virginia, Virginia Tech, Duke and Boston College as part of the scheduling agreement.
- The Irish are 35-3 (.921) in regular-season games against Atlantic Coast Conference opponents over the last six seasons (2017-23).
- The Louisville loss ended a 15-game win streak against ACC opponents on the road. The Irish have won 18 consecutive home games against ACC teams.
- There have been seasons when the Irish face just four ACC opponents but will eventually even out the agreement by facing six ACC teams in another year (this occurred in 2014, 2015, 2021 and 2022).
- The 2023 Notre Dame ACC schedule marks the first time since the agreement began in 2014 that the Irish will play four ACC games on the road.

**NOTRE DAME VS. ACC**

ND vs.	Won	Lost	Tied
Boston College	18	9	0
Clemson	3	5	0
Duke	6	2	0
Florida State	5	6	0
Georgia Tech	30	6	1
Louisville	2	2	0
Miami (Fla.)	18	8	1
North Carolina	21	2	0
North Carolina State	2	2	0
Pittsburgh	51	21	1
Syracuse	8	3	0
Virginia	4	0	0
Virginia Tech	2	1	0
Wake Forest	5	0	0
<b>TOTALS</b>	<b>175</b>	<b>67</b>	<b>3</b>

**HONORS AND AWARDS**

Alt, Joe	2023 Team Captain		ESPN Midseason All-American
	Lombardi Award Semifinalist		Notre Dame Offensive Player of the Game - Southern Cal
	Associated Press Midseason All-American - First Team		Notre Dame Offensive Player of the Game - Tenn. State
	<i>The Sporting News</i> Midseason All-American		Notre Dame Offensive Player of the Game - CMU
	CBS Sports Midseason All-American		Doak Walker Award Watch List
	ESPN Midseason All-American - Honorable Mention	Evans, Mitchell	Notre Dame Offensive Player of the Game - at Duke
	Outland Trophy Player of the Week - Sept. 19	Fisher, Blake	Outland Trophy Watch List
	Joe Moore Award Midseason Honor Roll		Joe Moore Award Midseason Honor Roll
	Walter Camp Award Watch List		Athlon Sports Preseason All-American - Fourth Team
	Outland Trophy Watch List	Ford, Devyn	Notre Dame Special Teams Player of the Game - CMU
	Lombardi Award Watch List	Freeman, Marcus	Dodd Trophy Coach of the Week - vs. Navy
	Associated Press Preseason All-American - First Team		Dodd Trophy Coach of the Week - vs. Southern Cal
	<i>The Sporting News</i> Preseason All-American - First Team		Dodd Trophy Watch List - Midseason Addition
	Phil Steele Preseason All-American - First Team	Greathouse, Jaden	247Sports Preseason True Freshman All-American
	ESPN Preseason All-American - First Team		Shawn Alexander Award (Fresh. of the Year) Watch List
	CBS Sports Preseason All-American - First Team	Harper, Thomas	Senior Bowl Watch List
	<i>The Athletic</i> Preseason All-American - First Team	Hart, Cam	2023 Team Captain
	<i>Sports Illustrated</i> Preseason All-American - Second Team		<i>The Athletic</i> Freaks List - No. 32
	Athlon Sports Preseason All-American - First Team		Senior Bowl Watch List
Bertrand, JD	2022, 2023 Team Captain	Hartman, Sam	2023 Team Captain
	Campbell Trophy Finalist		Davey O'Brien Award Class of 2023
	Wuerffel Trophy Nominee		Unitas Golden Arm Top 10 Candidate
	Butkus Award Watch List		Jason Witten Collegiate Man of the Year Semifinalist
	Nagurski Trophy Watch List		Davey O'Brien Great 8 Selection - Sept. 11 (Week Two)
	Senior Bowl Watch List		Manning Award Star of the Week - Sept. 11 (Week Two)
Brown, DJ	Notre Dame Defensive Player of the Game - NC State		2023 Aer Lingus CFB Classic Most Valuable Player
Carter, Antonio II	Senior Bowl Watch List		Senior Bowl Player of the Week - Aug. 28 (Week Zero)
Coogan, Pat	Joe Moore Award Midseason Honor Roll		Notre Dame Offensive Player of the Game - vs. Navy
Correll, Zeke	Rimington Award Watch List		Walter Camp Award Watch List
	Joe Moore Award Midseason Honor Roll		Maxwell Award Watch List
Cross III, Howard	Bednarik Award Semifinalist		Davey O'Brien Award Watch List
	Bednarik Award Watch List Midseason Addition		Senior Bowl Watch List
	Associated Press Midseason All-American - First Team	Kiser, Jack	Notre Dame Special Teams Player of the Game - at Duke
	<i>The Sporting News</i> Midseason All-American		Notre Dame Defensive Player of the Game - CMU
	ESPN Midseason All-American	Liufau, Marist	Butkus Award Semifinalist
	Lott IMPACT Trophy Quarterfinalist		Notre Dame Defensive Player of the Game - vs. Navy
	Walter Camp Defensive Player of the Week - Oct. 3		Butkus Award Watch List
	Lott IMPACT Trophy Player of the Week - Oct. 4		Polynesian Player of the Year Watch List
	Bednarik Award Player of the Week - Oct. 3		Senior Bowl Watch List
	Senior Bowl Defensive Player of the Week - Oct. 2	Jean-Baptiste, Javontae	<i>The Athletic</i> Freaks List - No. 82
	Notre Dame Defensive Player of the Game - at Duke		Senior Bowl Watch List
	Notre Dame Defensive Player of the Game - Tenn. State	Mills, Rylie	Shrine Bowl 'Breakout Defensive Player of the Week' - Oct. 2
Estimé, Audric	Capital One/Orange Bowl/FWAA Courage Award Nominee		<i>The Athletic</i> Freaks List - No. 10
	Maxwell Award Watch List Midseason Addition		Senior Bowl Watch List
	Associated Press Midseason All-American - First Team	Morrison, Benjamin	Thorpe Award Semifinalist
	<i>The Sporting News</i> Midseason All-American		Bednarik Award Watch List
	CBS Sports Midseason All-American		Thorpe Award Watch List

	Nagurski Trophy Watch List
	Associated Press Preseason All-American - Second Team
	<i>The Sporting News</i> Preseason All-American - Second Team
	Phil Steele Preseason All-American - Second Team
	CBS Sport Preseason All-American - Second Team
	<i>The Athletic</i> Preseason All-American - Second Team
	<i>Sports Illustrated</i> Preseason All-American - Second Team
	Athlon Sports Preseason All-American - Third Team
Onye, Jason	Notre Dame Special Teams Player of the Game - Tenn. St.
Osafo-Mensah, NaNa	Senior Bowl Watch List
Price, Jadarian	Comeback Player of the Year Watch List
	Notre Dame Special Teams Player of the Game - Southern Cal
Raridon, Eli	Comeback Player of the Year Watch List
Spindler, Rocco	Joe Moore Award Midseason Watch List
Staes, Holden	Notre Dame Offensive Player of the Game - NC State
Tyree, Chris	Pop-Tarts/FWAA Crazy Good Play of the Week - punt return vs. Pittsburgh
	Notre Dame Offensive Player of the Game - Pittsburgh
	Notre Dame Special Teams Player of the Game - Pittsburgh
	Notre Dame Special Teams Player of the Game - vs. Navy
	Hornung Award Watch List
Shrader, Spencer	Lou Groza Award Watch List
	Notre Dame Special Teams Player of the Game - NC State
Vinson, Michael	Burlsworth Trophy Nominee
	Patrick Mannely Award Watch List
	Phil Steele Preseason All-American - Second Team
Watts, Xavier	Jim Thorpe National DB of the Week - Clemson
	Nagurski Defensive Player of the Week - Pittsburgh
	Walter Camp Defensive Player of the Week - Southern Cal
	Nagurski Defensive Player of the Week - Southern Cal
	Lott IMPACT Trophy Player of the Week - Southern Cal
	Notre Dame Defensive Player of the Game - Pittsburgh
	Notre Dame Defensive Player of the Game - Southern Cal

**IRISH IN THE NFL**

Team	Name	Pos	Week 10 Outcome	Week One Stats
Arizona	Tony Jones Jr.	RB	W, 25-23 vs. Atlanta	1 carry, 13 yds
Atlanta	Adetokunbo Ogundegi	LB	L, 23-25 at Arizona	DNP - IR
Baltimore	Kyle Hamilton	S	L, 31-33 vs. Cleveland	8 tackles, 19-yd int ret for TD
Baltimore	Ronnie Stanley	OT		started on OL
Baltimore	Sam Mustipher	C		played on OL
Carolina	JJ Jansen	LS	L, 13-16 at Chicago	starting long snapper
Carolina	Tommy Tremble	TE		3 catches, 16 yds
Chicago	Cole Kmet	TE	W, 16-13 vs. Carolina	5 catches, 45 yds
Chicago	Equanimeous St. Brown	WR		1 catch, 4 yds
Chicago	Khalid Kareem	DL		DNP/IR
Cleveland	Jeremiah Owusu-Koramoah	LB	W, 33-31 at Baltimore	7 tackles, 2 TFL, 1 PBU
Dallas	Zack Martin	OL	W, 49-17 vs. NY Giants	started on OL
Denver	Mike McGlinchey	OL	Monday Night	
Detroit	Scott Daly	LS	W, 41-38 at LA Chargers	DNP
Detroit	Julian Okwara	DL		2 tackles
Detroit	Romeo Okwara	DL		2 tackles
Detroit	Brock Wright	TE		2 catches, 23 yds, TD
Detroit	Brandon Joseph	S		practice squad
Detroit	Chris Smith	DL		practice squad
Houston	Kurt Hinish	DL	W, 39-37 vs. Tampa Bay	2 tackles
Houston	Jarrett Patterson	OL		injured during game
Indianapolis	Quenton Nelson	OL	W, 10-6 vs. New England	started on OL
Kansas City	Drue Tranquill	LB	Bye Week	
Las Vegas	Michael Mayer	TE	W, 16-12 vs. NY Jets	3 catches, 19 yds, TD
Las Vegas	Jerry Tillery	DL		4 tackles
Las Vegas	Isaac Rochell	DL		DNP
Las Vegas	Troy Pride Jr.	DB		practice squad
LA Chargers	Alohi Gilman	S	L, 38-41 vs. Detroit	7 tackles, 1 PBU
LA Rams	Ben Skowronek	WR	Bye Week	
LA Rams	Kyren Williams	RB		
Miami	Chase Claypool	WR	Bye Week	
Miami	Liam Eichenberg	OL		
Miami	Durham Smythe	TE		
Minnesota	Harrison Smith	S	W, 27-19 vs. New Orleans	5 tackles
Minnesota	Sheldon Day	DL		practice squad
New England	Ian Book	QB	L, 6-10 vs. Indianapolis	practice squad
New Orleans	Isaiah Foskey	DL	L, 19-27 at Minnesota	DNP
New Orleans	Blake Grupe	K		1-1 FG
New Orleans	Tommy Kraemer	OL		practice squad
NY Giants	Nick McCloud	DB	L, 17-49 at Dallas	3 tackles
Pittsburgh	Miles Boykin	WR	W, 23-19 vs. Green Bay	1 tackle
San Francisco	Aaron Banks	OL	Bye Week	
Seattle	Julian Love	S	W, 29-26 vs. Washington	7 ta
Tampa Bay	Robert Hainsey	OL	L, 18-24 at Buffalo	started on OL
Washington	Drew White	LB	L, 20-40 vs. Chicago	injured reserve

**IRISH IN THE NFL NOTES**

- Notre Dame has 45 players mentioned on NFL rosters as of September 21 of the 2023 season.
- Five Irish alumni serve as team captains for their NFL teams - Mike McGlinchey (Denver), Quenton Nelson (Indianapolis), Zack Martin (Dallas), Harrison Smith (Minnesota), Ben Skowronek (LA Rams).
- There have been 524 NFL Draft Picks from Notre Dame - the most of any collegiate football program.
- In 2022, Irish alumni Zack Martin (Dallas) and Quenton Nelson (Indianapolis) were selected for the Pro Bowl.

**UNIVERSITY INFORMATION**

Location ..... Notre Dame, Indiana  
 Founded ..... 1842  
 Nickname ..... Fighting Irish  
 Colors ..... Blue and Gold  
 Enrollment ..... 8,624 (undergraduates), 12,614 (total)  
 Stadium ..... Notre Dame Stadium (FieldTurf/77,622)  
 President ..... Rev. John I. Jenkins, C.S.C.  
 Provost ..... John T. McGreevy  
 NCAA Faculty Representative ..... Patricia Bellia  
 University VP/James E. Rohr Director of Athletics ..... Jack Swarbrick

**FOOTBALL INFORMATION**


Offensive Formation ..... Multiple  
 Defensive Formation ..... Multiple  
 2022 Overall Record ..... 9-4 | Gator Bowl Champion  
 Final Ranking ..... #18 AP | #18 Coaches | #21 CFP (pre-bowl)  
 Offensive/Defensive Starters From 2022 Returning/Lost ..... 13/9  
 Offensive Starters From 2022 Returning/Lost ..... 7/4  
 Defensive Starters From 2022 Returning/Lost ..... 6/5  
 Special Teams Starters From 2022 Returning/Lost ..... 1/2  
 Monogram Winners From 2022 Returning/Lost ..... 50/25  
 All-Time Record ..... 966-338-42\*  
 All-Time Record At Home ..... 521-131-13\*  
 All-Time Record On The Road ..... 318-164-23  
 All-Time Record In Neutral Venues ..... 126-44-6  
 First Year of Football ..... 1887  
 Years Of Football ..... 2023 is the 135th year of Notre Dame Football

**NOTRE DAME FOOTBALL ATHLETIC COMMUNICATIONS**



**KATY LONERGAN**

*Associate Athletics Director  
 Strategic and Football Communications*  
 klonerg2@nd.edu | 785-764-9941  
 game day location - field  
 main contact for: Coach Freeman, assistant coaches, student-athlete interviews



**ALAN WASIELEWSKI**

*Assistant Athletics Director  
 Team Communications*  
 awasiele@nd.edu | 574-532-4167  
 game day location - press box, middle, third seating level  
 main contact for: football media operations, credentials, cumulative and career statistics, game notes, photo requests, distribution



**CLAIRE KRAMER**

*Senior Associate Athletics Communications Director*  
 ckramer@nd.edu | 913-952-6454  
 game day location - press box, middle, third seating level  
 main contact for: award nominations, weekly and post game press conferences, press box operations, student-athlete interview support



**DAN WACKER**

*Associate Athletics Communications Director*  
 dwacker@nd.edu | 608-487-3858  
 game day location - field  
 main contact for: media parking, opponent liaison, student-athlete interview support

**WEEKLY MEDIA SCHEDULE**

**MARCUS FREEMAN AVAILABILITY**

- The Dick Corbett Head Football Coach Marcus Freeman conducts a weekly press conference at 12 p.m. ET each Monday of a game week in person in the Notre Dame Stadium Media Room and also available via Zoom.
- The half hour weekly conference previews the upcoming game and is available to watch live on YouTube (search Notre Dame athletics). Coach Freeman also holds a brief Zoom on Thursdays of game weeks at 12 p.m. ET.
- To obtain the link for Monday or Thursday's Zoom, media members should contact Dan Wacker (dwacker@nd.edu).
- For any other Coach Freeman interview requests, media members should contact Katy Lonergan (klonerg2@nd.edu).

**STUDENT-ATHLETE INTERVIEWS**

- Media members are not permitted to directly contact student-athletes, coaches or support staff to arrange interviews.
- This policy becomes active when any new student-athlete to the roster arrives on campus (for example, in January as an early-enrollees or in June as summer workouts begin). This policy then continues from that point throughout the entirety of their Notre Dame career.
- In-season interviews with selected Notre Dame student-athletes will occur on a weekly basis Tuesday during each game week in person at the Irish Athletics Center.
- Interview requests for student-athletes on a weekly basis or for any other feature ideas (including print media, podcasts and video interviews) must be submitted to Katy Lonergan (klonerg2@nd.edu). The in-season deadline for weekly Tuesday interviews after practice is 12 p.m. ET the Sunday before the proposed interview.
- A player availability schedule will be distributed before each interview session during the season.

**GAME NOTES/DISTRIBUTION LIST**

- All media members will be provided with access to game notes on Monday of game week at FightingIrish.com/ndfbmedia and they also will be distributed via our email distribution list.
- Contact Alan Wasielewski (awasiele@nd.edu) if you need to be added to the distribution list.

**FIGHTINGIRISH.COM/PRESSBOX**

- All Notre Dame football information is available at FightingIrish.com/pressbox, which provides access to game notes, student-athlete and coaching staff headshots, updated season statistics, interview session video archives and more.

**MORE MEDIA GUIDELINES**

- A document with media guidelines for Notre Dame home football games is emailed to each accredited member of the media before each game. Credentialed media are responsible for reading the guidelines and adhering to the policies.
- To request a copy of Notre Dame football's full media guidelines, email Alan Wasielewski at awasiele@nd.edu.



**MARCUS FREEMAN**

The Dick Corbett Head Football Coach  
14th Year Coaching, Third At Notre Dame  
Second Year as Head Coach (16-8)

**THE FREEMAN FILE**

Hometown	Huber Heights, OH
High School	Wayne High School
College	Ohio State (2007, B.S.; 2011, M.S.)
Wife	Joanna
Children	Vinny, Siena, Gino, Nico, Capri and Rocco

**PLAYING EXPERIENCE**

2004-08	Ohio State	Linebacker
2009	Chicago Bears	Linebacker
	Buffalo Bills	Linebacker
	Houston Texans	Linebacker

**BOWLS PLAYED**

2005	Ohio State (Alamo)
2006	Ohio State (Fiesta)
2007	Ohio State (BCS National Championship)
2008	Ohio State (BCS National Championship)

**COACHING CAREER**

2010	Ohio State	Graduate Assistant
2011-12	Kent State	Linebackers
2013-15	Purdue	Linebackers
2016	Purdue	Co-Defensive Coordinator/Linebackers
2017-20	Cincinnati	Defensive Coordinator/Linebackers
2021-22	Notre Dame	Bob Hinton Defensive Coordinator/Linebackers
2022-	Notre Dame	The Dick Corbett Head Football Coach

**BOWLS COACHED IN**

2010	Ohio State (Sugar)	2019	Cincinnati (Birmingham)
2012	Kent State (GoDaddy.com)	2020	Cincinnati (Peach)
2018	Cincinnati (Military)	2021	Notre Dame (Fiesta)
2022	Notre Dame (Gator)		

Marcus Freeman, one of the rising young stars in the profession was named the 30th Dick Corbett Head Football Coach at the University of Notre Dame on Dec. 3, 2021. Freeman took over as head coach of the Irish after serving the 2021 season as its defensive coordinator.

Freeman completed his first full season at the helm of the Irish program with a 9-4 mark, with wins over fifth-ranked Clemson, 16th-ranked BYU and 16th-ranked Syracuse; in addition to closing the season with a Gator Bowl win over 19th-ranked South Carolina. He joins Terry Brennan (1954) as just the second Irish head coach to claim four ranked wins in his first season on the Notre Dame sidelines.

His 2023 Notre Dame team was led by consensus All-American Michael Mayer, who finished his junior season as the best tight end in school history. Additionally, consensus All-American defensive lineman Isaiah Foskey became the Notre Dame all-time leader in sacks. Four other Irish earned All-America honors in offensive linemen Joe Alt and Jarrett Patterson, long snapper Michael Vinson, cornerback Benjamin Morrison took home Freshman All-American honors.

Mayer and Foskey were each tabbed in the second round of the 2023 NFL Draft by the Las Vegas Raiders and New Orleans Saints, respectively, while Patterson was drafted in the sixth round by the Houston Texans.

The Irish special teams had a tremendous 2022 season as Notre Dame led the nation with seven blocked kicks, all punts, with Foskey getting his hands on two of them.

In his first season with the Irish in 2021, while serving as the Bob Hinton Defensive Coordinator, Freeman led a transformation on the defensive side of the ball that included a number of Top-20 national rankings. The Irish ranked seventh nationally in defen-

sive touchdowns (4), 10th in turnovers gained (25) and third-down conversion percentage (.321), 12th in total sacks (41.0) and 15th nationally in interceptions (15) and scoring defense (19.7). The 41.0 team sacks tied the program record of 41, also set during the 1996 season.

Under Freeman's guidance, Notre Dame safety Kyle Hamilton was named a consensus All-American in 2021 and went on to be the 14th overall selection in the 2022 NFL Draft.

Freeman oversaw then-sophomore Isaiah Foskey's breakout season as a starter on the defensive line. Foskey tallied 11.0 sacks in 2021, third-most in program history for a single season. The depth of the Irish defense was on full display with Freeman serving as defensive coordinator, as 15 different players recorded a sack and 21 different players had a tackle-for-loss. The 15 interceptions are the most in a single season since 2014, when the Irish had 16. In November, the Irish had three-straight games without allowing a touchdown for the first time since 2012.

Prior to coming to South Bend, Freeman spent the previous four seasons as the defensive coordinator at Cincinnati. During his time with the Bearcats, he was named the 2020 247Sports.com Defensive Coordinator of the Year and 2020 Broyles Award Finalist along with a nominee for the Broyles Award in 2019 and 2018.

In 2020, the Bearcats (9-1) earned a bid to the Peach Bowl as the No. 8-ranked team in the nation and won the American Athletic Conference Championship, the program's first outright league title since 2009.

Cincinnati's defense ranked in the Top-20 nationally in several categories for 2020-21, including being ranked 13th in total defense (324.6 yards per game) and eighth in scoring defense (16.8 points per game) among all FBS teams. In addition, the Bearcats were third in team passing efficiency defense (101.25), 14th in rushing defense (111.1 yards per game), 15th in red zone defense (0.735), 17th in fourth down defense (0.375 rate), 16th in team sacks (3.00 per game) and 10th in turnovers gained (21).

Freeman coached the Bearcats to back-to-back 11-win seasons in 2018 and 2019, the 2019 American Athletic Conference East Division Championship and consecutive bowl-game wins in the 2018 Military Bowl and 2019 TicketSmarter Birmingham Bowl.

The Bearcats finished atop the 2019 AAC ranks in scoring defense for the second-straight season and ranked among the league's top three in rushing and total defense. Cincinnati led the American in 2018 in rushing defense, scoring defense and total defense and ranked among the Top-15 in the NCAA FBS in all three categories.

Joined the Bearcats staff after a four-year stint at Purdue. He coached linebackers all four seasons and served as the Boilermakers co-defensive coordinator in 2015.


Prior to his time at Purdue, Freeman coached linebackers at Kent State from 2011-12, helping develop all-conference selections Luke Batton and C.J. Malaulu.

Freeman started his coaching career as a graduate assistant coach at his alma mater, Ohio State, in 2010 and the Buckeyes went 12-1 with a victory in the Sugar Bowl.

Freeman is just the third Notre Dame head coach to have been selected in the NFL Draft, and is the first since Ara Parseghian was drafted by the Pittsburgh Steelers in 1947. He is the 23rd Notre Dame head coach to have Division I playing experience and the first since Tyrone Willingham.

During his playing career, Freeman was a four-year letterwinner for the Buckeyes from 2004 to 2008. He played under current Wisconsin head coach Luke Fickell and earned second team All-Big Ten honors in 2008 while helping lead Ohio State to four conference titles, three BCS bowls and two trips to the national title game during his career.

He played in the 2009 Senior Bowl and was a fifth-round draft pick of the Chicago Bears, spending time with the Bears, Buffalo Bills and Houston Texans before a medical condition ended his playing career.



**AL GOLDEN**  
Bob Hinton Defensive Coordinator/Linebackers  
31st Year Coaching, Second Year At Notre Dame

- Coordinated the 21st-ranked total defense in the nation in 2022, as the Irish finished 15th in the country in sacks per game (2.92).
- A three-year letter winner and two-year starter at tight end at Penn State.
- Prior to his time at Notre Dame, he spent two seasons as the linebackers coach with the Cincinnati Bengals. Has been a head coach at the collegiate level (Temple, 2006-10; Miami FL, 2011-15).



**GERAD (Jared) PARKER**  
John and Bobbie Arlotta Family Offensive  
Coordinator/Tight Ends  
18th Year Coaching, Second At Notre Dame

- Promoted to offensive coordinator in February of 2023 after serving as the team's tight end coach in '22, helping guide Michael Mayer to a consensus All-America season as the most prolific TE in school history.
- Was the offensive coordinator at West Virginia from 2020-21 and served as Purdue's interim head coach (2016) while on the same staff with current Irish head coach Marcus Freeman.



**MARTY BIAGI** (Bee-ah-Gee)  
Special Teams Coordinator  
16th Year Coaching, First At Notre Dame

- A special teams analyst at Notre Dame in 2016, returns to campus as the special teams coordinator after successful stints at North Texas (2017-19), Purdue (2020-21) and Ole Miss (2022).
- A two-time finalist for the FootballScoop.com Special Teams Coordinator of the Year, Biagi boasts nine years of special teams coordinator experience.
- A punter and placekicker at Marshall (2004-08).



**GINO** (Geeno)  
**GUIDUGLI** (Guh-Doo-Lee)  
Bob and Leslie Mohr Family Quarterbacks  
Coach/Pass Game Coordinator  
13th Year Coaching, First At Notre Dame

- Joins the Irish staff after serving as the offensive coordinator and quarterbacks coach at Cincinnati in 2022, his alma mater where he passed for 70 touchdowns and is a charter member of the Nippert Stadium Hall of Fame.
- Started his coaching career at Central Michigan before shifting to his alma mater where he coached on the same staff with current Irish head coach Marcus Freeman.



**DELAND (DEE-Land) MCCULLOUGH** (Mc-cull-la)  
Running Backs  
13th Year Coaching, Second At Notre Dame

- Had an immediate impact on the Irish RB group in 2022, helping three backs rush for over 400 yards and average 4.4 per carry.
- McCullough was a three-time All-MAC selection (1st team in 1992 and 1995, 2nd team in 1994) at Miami (Ohio).
- Won Super Bowl LIV as a member of the Kansas City Chiefs staff.




**MIKE MICKENS**  
Cornerbacks/Defensive Pass Game Coordinator  
12th Year Coaching, Fourth At Notre Dame

- Heading into his fourth season coaching the cornerbacks at Notre Dame in 2023 and helped mentor sophomore Benjamin Morrison through a freshman All-America season in '22.
- Starred at the University of Cincinnati where he became the school's career leader in interceptions (14) and interception return yards (296).



**CHRIS O'LEARY**  
Pat and Jana Eilers Defensive Backs Coach/  
Safeties  
Eighth Year Coaching, Fourth At Notre Dame

- Heading into his fourth season as the Pat and Jana Eilers Defensive Backs Coach/Safeties in 2022, helped the Irish defense finish 21st in total defense and 38th in scoring defense in '22.
- A wide receiver, saw action in 27 games at Indiana State and hauled in 47 receptions for 397 yards, while also completing 2-of-3 passes for 61 yards and one touchdown for the Sycamores.



**JOE RUDOLPH**  
Joe Moore Offensive Line Coach  
19th Year Coaching, First At Notre Dame

- A proven developer of top offensive line talent, Rudolph joins the staff after spending the '22 season at Virginia Tech, which followed a successful seven-year run at Wisconsin.
- Rudolph's charges at Wisconsin earned a Rimington Award, nine All-America selections, five first-team All-America honors and nine first-team All-Big Ten accolades.



**CHANSI** (Chance-ee)  
**STUCKEY** (Stuck-ee)  
Wide Receivers  
Fourth Year Coaching, First At Notre Dame

- During his college days at Clemson, he was a quarterback in his freshman season before moving to wide receiver. In his three years as a wide out, he amassed 139 receptions, 1,750 yards and seven receiving touchdowns.
- Enters his second season at Notre Dame and his fifth overall as a coach in 2022



**AL WASHINGTON**  
Bob and Leslie Mohr Family Defensive Line  
Coach/Defensive Run Game Coordinator  
16th Year Coaching, Second At Notre Dame

- In his first season with the Irish in '22, helped develop Consensus All-American Isaiah Foskey, who broke the all-time sacks record at Notre Dame and ended up as a second-round draft pick by the New Orleans Saints.
- Washington was a three-year starter and four-year letterwinner as a defensive tackle for Boston College (2002-05). He finished his career with 74 tackles, six sacks and 15.5 tackles for loss.

**GAME DAY LOCATIONS**

Press Box: Gerad Parker and Chris O'Leary

Sidelines: Al Golden, Marty Biagi, Gino Guidugli, Deland McCullough, Mike Mickens, Joe Rudolph, Chansi Stuckey, Al Washington

**AP TOP 25**

Rk	Team (1st Place Votes)	Rec.	Points	Prev
1	Georgia (54)	10-0	1540	1
2	Michigan (7)	10-0	1464	2
<b>3</b>	<b>Ohio State (1)</b>	<b>10-0</b>	<b>1433</b>	<b>3</b>
4	Florida State	10-0	1366	4
5	Washington	10-0	1322	5
6	Oregon	9-1	1218	6
7	Texas	9-1	1180	7
8	Alabama	9-1	1141	8
<b>9</b>	<b>Louisville</b>	<b>9-1</b>	<b>1002</b>	<b>11</b>
10	Oregon State	8-2	934	12
11	Missouri	8-2	917	16
12	Penn State	8-2	865	9
13	Mississippi	8-2	810	10
14	Oklahoma	8-2	733	11
15	LSU	7-3	703	18
16	Utah	7-3	543	13
17	Tulane	9-1	409	20
18	James Madison	10-0	405	21
19	Arizona	7-3	387	23
20	NOTRE DAME	7-3	359	22
21	Tennessee	7-3	332	14
22	North Carolina	8-2	265	24
23	Kansas State	7-3	239	NR
24	Oklahoma State	7-3	177	15
25	Liberty	10-0	133	NR

**AFCA TOP 25**

Rk	Team (1st Place Votes)	Rec.	Points	Prev
1	Georgia (58)	10-0	1591	1
2	Michigan (3)	10-0	1479	2
<b>3</b>	<b>Ohio State (3)</b>	<b>10-0</b>	<b>1467</b>	<b>3</b>
4	Florida State	10-0	1428	4
5	Washington	10-0	1358	5
6	Oregon	9-1	1256	6
7	Texas	9-1	1207	7
8	Alabama	9-1	1197	8
<b>9</b>	<b>Louisville</b>	<b>9-1</b>	<b>1042</b>	<b>11</b>
10	Oregon State	8-2	945	13
11	Missouri	8-2	937	15
12	Penn State	8-2	890	9
13	Oklahoma	8-2	817	16
14	Mississippi	8-2	815	10
15	LSU	7-3	667	19
16	Utah	7-3	531	14
17	Tulane	9-1	434	20
18	NOTRE DAME	7-3	424	22
19	Tennessee	7-3	401	12
20	North Carolina	8-2	387	23
21	James Madison	10-0	343	21
22	Arizona	7-3	295	24
23	Iowa	8-2	252	NR
24	Kansas State	7-3	216	NR
25	Oklahoma State	7-3	145	17

Others receiving votes: Iowa 110, Kansas 82, Toledo 51, Fresno State 13, **Southern Cal 5**, UNLV 4, SMU 4, **NC State 2**, Miami OH 1, Texas A&M 1.

Others receiving votes: Kansas 90, Liberty 79, SMU 27, UNLV 24, **NC State 16**, Toledo 16, **Southern Cal 7**, Fresno State 6, Air Force 5, Troy 5, Memphis 1.

**bold** - 2023 Notre Dame opponents



**THIRD-DOWN CONVERSIONS**

Conversions are defined as rushing for or receiving a pass that picks up a first down on third or fourth down.

Name	Total	Navy	TSU	NCSt	CMU	OSU	Duke	Lville	SC	Pitt	Clem	WF	Stan
Mitchell Evans	10	0	1	1	0	2	3	2	0	1	0		
Gi'Bran Payne	8	1	3	0	0	2	0	0	1	1	0		
Audric Estimé	5	2	0	1	0	0	0	0	0	1	1		
Jayden Thomas	3	0	3	0	0	0	0	0	0	0	0		
Chris Tyree	3	0	0	0	1	0	0	0	1	0	1		
Sam Hartman	3	0	1	1	1	0	0	0	0	0	0		
Jaden Greathouse	2	1	0	0	1	0	0	0	0	0	0		
Holden Staes	2	0	0	1	1	0	0	0	1	0	0		
Sam Assaf	1	0	0	0	1	0	0	0	0	0	0		
Jordan Faison	1	0	0	0	0	0	0	1	0	0	0		
Rico Flores Jr.	1	0	0	0	0	1	0	0	0	0	0		
Devyn Ford	1	0	0	0	1	0	0	0	0	0	0		
Braylon James	1	0	0	0	0	0	0	0	0	1	0		
Jeremiyah Love	1	1	0	0	0	0	0	0	0	0	0		
Tobias Merriweather	1	0	1	0	0	0	0	0	0	0	0		
Davis Sherwood	1	0	0	1	0	0	0	0	0	0	0		
Jordan Faison	1	0	0	0	0	0	0	0	0	0	1		

**FOURTH-DOWN CONVERSIONS**

Name	Total	Navy	TSU	NCSt	CMU	OSU	Duke	Lville	SC	Pitt	Clem	WF	Stan
Audric Estimé	2	1	0	0	1	0	0	0	0	0	0		
Sam Hartman	2	0	0	0	0	0	2	0	0	0	0		
Jeremiyah Love	1	0	0	0	0	0	1	0	0	0	0		
Holden Staes	1	0	0	0	0	0	0	0	0	1	0		

**THIRD-DOWN STOPS**

Third-down stops defined as stopping opposing team short of the first-down marker, via tackle, a pass broken up, interception or quarterback hurry, no matter if the first down was later earned on fourth down.

Name	Total	Navy	TSU	NCSt	CMU	OSU	Duke	Lville	SC	Pitt	Clem	WF	Stan
JD Bertrand	9	1	0	2	0	1	1	1	2	0	1		
J. Jean-Baptiste	8	.5	0	1	2.5	2	.5	0	0	0	1.5		
Xavier Watts	8	0	0	1	1.5	0	.5	1	1	1	2		
Marist Liufau	5	2	0	0	1	0	.5	.5	0	1	0		
Benjamin Morrison	4.5	0	1	1	.5	0	0	0	1	0	1		
Jordan Botelho	4	1	1	0	0	1	1	0	0	0	0		
Howard Cross III	4	0	1	0	1	0	1.5	0	0	0	.5		
Cam Hart	4	1	1	1	0	0	0	0	1	0	0		
Ramon Henderson	4	0	0	1	0	1	0	1	0	1	0		
Thomas Harper	3.5	0	0	2	0	0	0	0	0	1.5	0		
Jack Kiser	3.5	1	0	0	.5	0	0	2	0	0	0		
Clarence Lewis	3.5	0	0	0	1.5	0	0	1	0	1	0		
DJ Brown	3	0	0	0	0	1	0	0	1	0	1		
Jaden Mickey	2	0	0	0	0	0	.5	0	0	1.5	0		
Rylie Mills	2	1	1	0	0	0	0	0	0	0	0		
Jaylen Sneed	2	0	0	0	0	0	0	.5	1	0	.5		
N. Osafo-Mensah	1.5	1	0	0	0	0	.5	0	0	0	0		
Josh Burnham	1	1	0	0	0	0	0	0	0	0	0		
Aiden Keanaaina	1	0	1	0	0	0	0	0	0	0	0		
Donovan Hinish	.5	0	0	.5	.5	0	0	0	0	0	0		
Junior Tuihalamaka	.5	0	0	.5	0	0	0	0	0	0	0		

**FOURTH-DOWN STOPS**

Name	Total	Navy	TSU	NCSt	CMU	OSU	Duke	Lville	SC	Pitt	Clem	WF	Stan
Jaylen Sneed	2	0	0	0	0	1	0	0	1	0	0		
JD Bertrand	1	0	0	0	0	0	0	0	1	0	0		
J. Jean-Baptiste	.5	0	0	0	0	.5	0	0	0	0	0		
Jack Kiser	.5	0	0	0	0	.5	0	0	0	0	0		





**THE LAST TIME...**

**RUSHING**

500 or more yards	515	at Boston College	2017
400 yards	451	Massachusetts	2015
300 yards	353	Florida State	2020
200 yards	236	Central Michigan	2023
200 yards in the first half	214	Boston College	2022
200 yards consecutive games	226	UNLV	2022
	246	at Syracuse	2022
three straight 200-yard rushing games	263	Clemson	2022
70 or more attempts	76	Michigan State	1991
60 attempts	63	Navy	2007
50 attempts	56	at Syracuse	2022
40 attempts	46	vs. South Carolina	2022
Eight or more rushing TDs	9	Pittsburgh	1965
Seven rushing TDs	7	at Boston College	2017
Six rushing TDs	6	South Florida	2020
Five rushing TDs	5	Southern Cal	2017
Four rushing TDs	4	Pittsburgh	2023
Three rushing TDs	4	Pittsburgh	2023

**PASSING**

500 or more yards	509	vs. Oklahoma State	2021
400 yards	434	New Mexico	2019
300 yards	342	Central Michigan	2023
60 or more attempts	68	vs. Oklahoma State	2021
50 attempts	53	Virginia Tech	2019
40 attempts	46	Cincinnati	2021
30 attempts	30	at Clemson	2023
35 or more completions	38	vs. Oklahoma State	2021
30 completions	35	at Clemson	2015
25 completions	27	at Stanford	2021
completions to 10 different receivers	12	Pittsburgh	2023
6 or more TDs	6	Bowling Green	2019
5 TDs	5	vs. Oklahoma State	2021
4 TDs	4	at NC State	2023
3 TDs	3	Central Michigan	2023
5 or more interceptions thrown	7	Southern Cal	1967
4 interceptions thrown	4	at Arizona State	2014
3 interceptions thrown	3	at Louisville	2023

**TOTAL OFFENSE**

700 or more yards	710	Wake Forest	2017
650 yards	654	Syracuse	2015
600 yards	611	Boston College	2017
550 yards	578	Central Michigan	2023
500 yards	535	Pittsburgh	2023
456 yads	535	Pittsburgh	2023
400 yards	535	Pittsburgh	2023
300 yards in the first half	336	Boston College	2022

**SCORING**

scored 60 or more points	66	New Mexico	2019
50 points	58	Pittsburgh	2023
45 points	58	Pittsburgh	2023
40 points	58	Pittsburgh	2023
35 points	58	Pittsburgh	2023
30 points	58	Pittsburgh	2023
30 points in the first half	37	Boston College	2022
21 or more points in a quarter	27 (3rd)	Pittsburgh	2023
21 or more points in the first quarter	23	UNLV	2022
21 or more points in the second quarter	28	Tennessee State	2023
21 or more points in the third quarter	27	Pittsburgh	2023
21 or more points in the fourth quarter	21	at NC State	2023
scored on the first 8 drives of the game (5 FG, 3 TD)	8	Boston College	2022
allowed 60 or more points		Never	
allowed 50 points	50	at Texas (2 OT)	2016
allowed 40 points	40	vs. Clemson	2020
allowed 30 points	31	at Clemson	2023
held scoreless	0-17	at Boston College	2008
held scoreless at home	0-38	Southern Cal	2007
held scoreless on the road	0-17	at Boston College	2008
held scoreless in the first half	0	Ohio State	2023
held scoreless in the second half	0	vs. Navy	2022
held without offensive TD	3-30	vs. Clemson	2019
held without offensive TD on the road	3-10	at NC State	2016
held without offensive TD at home	0-38	Southern Cal	2007
held opponent scoreless	44-0	Boston College	2022
held opponent scoreless in first half	17-0	Pittsburgh	2023
held opponent scoreless at home	44-0	Boston College	2022
held opponent scoreless on the road	17-0	at Purdue	1993
held opponent without offensive TD	56-3	Tennessee State	2023
held opponent without offensive TD on the road	28-3	at Virginia	2021
held opponent without offensive TD at home	56-3	Tennessee State	2023
held opponent scoreless neutral site	22-0	vs. Maryland	2002
held two opponents scoreless in a season	22-0	vs. Maryland	2002
	42-0	Rutgers	2002
held three opponents scoreless in a season	23-0	Purdue	1976
	49-0	at Northwestern	1976
	41-0	Oregon	1976
held four/five/six opponents scoreless in a season	35-0	vs. Army	1966
	32-0	North Carolina	1966
	38-0	at Oklahoma	1966
	40-0	Pittsburgh	1966
	64-0	Duke	1966
	51-0	at Southern Cal	1966
scored on the first play of the game	int return	at Syracuse	2022
		B. Joseph	29 yds

**TURNOVERS**

did not commit a turnover	0	Southern Cal	2023
committed six or more turnovers	6	vs. Navy	1984
committed five turnovers	5	at Louisville	2023
lost four or more fumbles	4	Michigan State	1999
lost three fumbles	3	at Boston College	2020
recorded six or more takeaways	6	Michigan	2012
recorded five takeaways	5 (4 int, 1 fumble)	Pittsburgh	2023
recorded five takeaways, back-to-back games	5 (3 int, 2 fumble)	Southern Cal	2023
	5 (4 int, 1 fumble)	Pittsburgh	2023
returned an interception for a touchdown	1	Pittsburgh	2023
returned two interceptions for touchdowns	2	vs. Wisconsin	2021
returned two interceptions for touchdowns on back-to-back defensive possessions	2	Stanford	2002
returned a fumble for a touchdown	1	Southern Cal	2023
returned two fumbles for touchdowns	2	Stanford	2003
recovered fumble in end zone for a TD	1	Pittsburgh	2023
returned an interception for a TD, fumble return for a TD in same game		Georgia Tech	2021
returned two fumbles for a TD, interception for TD in same game		Purdue	2002

**DEFENSE**

held opponent to 100 or fewer rushing yards	53	Pittsburgh	2023
held opponent to 50 or fewer rushing yards	34	Clemson	2020
100 or fewer passing yards	67	Tennessee State	2023
200 or fewer passing yards	199	Southern Cal	2023
100 or fewer passing yards, consecutive games	67	Tennessee State	2023
	43	vs. Navy	2023
300 or fewer total yards	285	at Clemson	2023
300 or fewer total yards, consecutive games	251	Southern Cal	2023
	255	Pittsburgh	2023
	285	at Clemson	2023
200 or fewer total yards	156	Tennessee State	2023
intercepted five or more passes	5	Michigan	2012
intercepted four passes	4	Pittsburgh	2023
intercepted three passes	4	Pittsburgh	2023
intercepted three passes, consecutive games	3	Southern Cal	2023
	4	Pittsburgh	2023
forced five or more fumbles	5	at Louisville	2019
forced four fumbles	4	Syracuse	2020
forced three fumbles	3	Southern Cal	2023
scored a safety		vs. BYU	2022
scored two safeties		Michigan State	1987
ND/opposing team each scored a safety		vs. Florida State	1995
recorded nine or more sacks	9	Rutgers	1996
eight sacks	8	Virginia	2019
seven sacks	7	at Virginia	2021
six sacks	6	Southern Cal	2023
held opponent to 10 or fewer first downs	10	Boston College	2022
held opponent without a 3rd down conversion	0-12	UNLV	2022

**SPECIAL TEAMS**

returned a punt for a touchdown	Pittsburgh	Chris Tyree (82 yds)	2023
returned two or more punts for a touchdown	Pittsburgh	Allen Rossum (55 yds) Allen Rossum (83 yds) Autry Denson (74 yds)	1996
100 more punt return yards	Pittsburgh	102	2023
returned a blocked punt for a TD	Clemson	Prince Kollie (17 yds)	2022
returned a kickoff for a touchdown	Southern Cal	Jadarian Price (99 yds)	2023
returned 2 kickoffs for touchdowns	Pittsburgh	Allen Rossum (93 yds) Jarious Jackson (40 yds)	1997
returned a punt for TD, kickoff for TD in the same game	Nebraska	Joey Getherall (punt, 83 yds) Julius Jones (kick, 100 yds)	2000
returned a blocked FG for a TD	at Air Force	Terrail Lamber (76 yds)	2006
returned a kick for a TD and a blocked PAT in the same game	Syracuse	CJ Sanders (kick) Cole Luke (PAT blk)	2016
blocked a punt	vs. Navy	Jack Kiser	2022
blocked two punts	UNLV	Isaiah Foskey (both)	2022
blocked two consecutive punts	UNLV	Isaiah Foskey (both)	2022
blocked punt in consecutive games	Stanford & UNLV		2022
blocked punt in three cons. games	at Syracuse	Clarence Lewis	2022
blocked punt in four cons. games	Clemson	Jordan Botelho	2022
blocked punt in five cons. games	vs. Navy	Jack Kiser	2022
punted 10 or more times	at Michigan		2019
did not punt	vs. Navy		2023
blocked a field goal	Tennessee State	Jason Onye	2023
had a field goal blocked	at Texas		2016
blocked a PAT kick	Florida State	Jerry Tillery	2018
scored on a blocked PAT kick	Florida State	Julian Love	2018
missed a PAT kick	Pittsburgh		2023
had a PAT kick blocked	Florida State		2018
opponent scored on blocked PAT	Northwestern		2014
had a punt blocked	Northwestern		2018
two-point conversion	at Duke	Rico Flores Jr. catch	2023
missed two-point conversion	at Southern Cal	pass failed	2022
stopped 3 two-point conv. attempts	at North Carolina		2022
recovered two opponent inside kicks	vs. Navy	P. Kollie, M. Salerno	2022
successful inside kick	at Louisville		2023

**MISCELLANEOUS**

had 35 or more first downs	35	at North Carolina	2022
had 30 or more first downs	35	at North Carolina	2022
had 25 or more first downs	25	Pittsburgh	2023
had 20 or more first downs	25	Pittsburgh	2023
ND was not penalized		at LSU	1997
had 10 or more penalties	12	at Duke	2023
has 120 or more yards in penalties	120	at Rutgers	2000
had 40 or more minutes of possession time	40:55	vs. BYU	2022
had 35 or more minutes of possession time	35:31	Pittsburgh	2023
was involved in a tie game	17-17	at Southern Cal	1994
was involved in an overtime game	41-38	at Florida State	2021



was involved in a 2 OT overtime game	47-40	Clemson	2020
was involved in a 3 OT overtime game	29-26	Pittsburgh	2012
was involved in a 4 OT overtime game	33-36	Pittsburgh	2008
game-winning score in last minue	0:31	at Duke	2023
Audric Estimé 30-yard rush			
Notre Dame scored on offense, defense and special teams		Southern Cal	2023
pass TD, rush TD, fumble return, kick return			
Notre Dame scored on offense, defense and special teams, consecutive game		Southern Cal	2023
pass TD, rush TD, fumble return, kick return			
		Pittsburgh	2023
pass TD, rush TD, interception return, punt return			

**NOTRE DAME PLAYER RUSHING**

rushed for 100 yards	114	Audric Estimé	Pittsburgh	2023
rushed for 125 yards	176	Audric Estimé	Central Michigan	2023
rushed for 150 yards	176	Audric Estimé	Central Michigan	2023
rushed for 175 yards	176	Audric Estimé	Central Michigan	2023
rushed for 200 yards	202	Dexter Williams	Florida State	2018
rushed for 250 yards	262	Julius Jones	at Pittsburgh	2003
QB rushed for 200 yards	207	Brandon Wimbush	at Boston College	2017
QB rushed for 100 yards	139	Ian Book	at Duke	2019
player rushed for 100 yards in consecutive games		Audric Estimé		
	176	Audric Estimé	Central Michigan	2023
	134	Audric Estimé	at NC State	2023
	116	Audric Estimé	Tennessee State	2023
two players rush for over 100 yards	114	Logan Diggs	Clemson	2022
	104	Audric Estimé	Clemson	2022
three players rush for over 100 yds	128	DeShone Kizer	at Stanford	2015
	161	Josh Adams	at Stanford	2015
	124	Dexter Williams	at Stanford	2015
rushed 40 or more times	40	Allen Pinkett	at LSU	1984
rushed 35 times	35	Julius Jones	BYU	2003
rushed 30 times	32	James Aldridge	Navy	2007
rushed 25 times	28	Logan Diggs	UNLV	2022
two players rush 20 times	20	Audric Estimé	at Syracuse	2022
	20	Logan Diggs	at Syracuse	2022
rushed for 4 or more TDs	4	Brandon Wimbush	at Boston College	2017
rushed for 3 TDs	3	Audric Estimé	Pittsburgh	2023
rushed for 2 TDs	3	Audric Estimé	Pittsburgh	2023
had a run of 90 yards or more	91	Kyren Williams	North Carolina	2021
had a run of 80 yards or more	80	Audric Estimé	at NC State	2023
had a run of 70 yards or more	80	Audric Estimé	at NC State	2023
had a run of 60 yards or more	80	Audric Estimé	at NC State	2023
had a run of 50 yards or more	80	Audric Estimé	at NC State	2023

**PASSING**

passed for 500 or more yards	509	Jack Coan	vs. Oklahoma St.	2021
passed for 400 yards	509	Jack Coan	vs. Oklahoma St.	2021
passed for 300 yards	330	Sam Hartman	Central Michigan	2023
attempted 60 or more passes	68	Jack Coan	vs. Oklahoma St.	2021
attempted 50 passes	53	Ian Book	Virginia Tech	2019
attempted 40 passes	40	Ian Book	Boston College	2019
attempted 30 passes	30	Sam Hartman	at Clemson	2023
completed 30 or more passes	38	Jack Coan	vs. Oklahoma St.	2021
completed 20 passes	23	Drew Pyne	at Southern Cal	2022
threw six touchdowns	6	Brady Quinn	BYU	2005
threw five touchdowns	5	Jack Coan	vs. Oklahoma St.	2021
threw four touchdowns	4	Sam Hartman	at NC State	2023
threw three touchdowns	3	Sam Hartman	Central Michigan	2023
threw five or more interceptions	5	Terry Hanratty	Southern Cal	1967
threw four interceptions	4	Everett Golson	at Arizona State	2014
threw three interceptions	3	Sam Hartman	at Louisville	2023
completed a pass of 90 yds or more	95	Dayne Crist	Michigan	2010
completed a pass of 80 yds or more	83	Brandon Wimbush	at Stanford	2017
completed a pass of 70 yds or more	76	Sam Hartman	Central Michigan	2023
completed a pass of 60 yds or more	60	Sam Hartman	Pittsburgh	2023
completed a pass of 50 yds or more	60	Sam Hartman	Pittsburgh	2023
finished first half w/o incompletion	8-8	Drew Pyne	at Southern Cal	2022
completed 10 straight passes	15	Drew Pyne	at Southern Cal	2022
completed 15 consecutive passes	15	Drew Pyne	at Southern Cal	2022
consecutive completions to start a game	15	Drew Pyne	at Southern Cal	2022

**RECEIVING**

caught 10 or more passes	11	Michael Mayer	vs. BYU	2022
caught 7 passes	7	Mitchell Evans	Ohio State	2023
had 200 or more yards	201	Golden Tate	at Stanford	2009
had 175 yards	180	Chase Claypool	Wake Forest	2017
had 150 yards	180	Chase Claypool	Wake Forest	2017
had 100 yards	134	Mitchell Evans	at Duke	2023
had 2/3 receivers with 100+ yds	136	Lorenzo Styles	vs. Oklahoma St.	2021
	115	Chris Tyree	vs. Oklahoma St.	2021
	105	Kevin Austin	vs. Oklahoma St.	2021
caught a 75 yd pass	76	Chris Tyree	Central Michigan	2023
two receptions over 75 or more	75	Tobias Merriweather	Central Michigan	2023
	76	Chris Tyree	Central Michigan	
caught 4 or more TDs	4	Chase Claypool	Navy	2019
caught 3 or more TDs	3	Javon McKinley	Syracuse	2020
caught 3 or more TDs in one half	3	Ben Skowronek	at Boston College	2020
caught 2 or more TDs	2	Holden Staes	at NC State	2023

**TOTAL OFFENSE**

had 500 or more total yards	505	Jack Coan	vs. Oklahoma St.	2021
had 400 total yards	406	Ian Book	New Mexico	2019
had 100 yard passing, 100 rushing	181 139	Ian Book	at Duke	2019
had 3 RB with 100+ scrimmage yards	134	Audric Estimé	at North Carolina	2022
	111	Chris Tyree	at North Carolina	2022
	115	Logan Diggs	at North Carolina	2022

**SCORING**

accounted for 6 or more TDs	6	Ian Book	New Mexico	2019
accounted for 5 or more TDs	5	Tyler Buchner	vs. South Carolina	2022
accounted for 4 or more TDs	4	Sam Hartman	Central Michigan	2023
accounted for 3 or more TDs	4	Sam Hartman	Central Michigan	2023

**DEFENSE**

3 or more interceptions	3	Benjamin Morrison	Boston College	2022
2 interceptions	2	Xavier Watts	Pittsburgh	2023
2 int. in back-to-back games	2	Xavier Watts	Southern Cal	2023
	2	Xavier Watts	Pittsburgh	2023
interception in 3 straight games	3	Xavier Watts	Southern Cal Pittsburgh at Clemson	2023
intercepted a pass against same opponent, consecutive meetings		AJani Sanders	Arizona State	1998 1999
interception return for a TD	1	Jaden Mickey (43 yds)	Pittsburgh	2023
returned 2 interceptions for TDs, same game		Jack Kiser (66 yds)	vs. Wisconsin	2021
		Drew White (48 yds)		
interception return for a TD, consecutive games		Tom Zbikowski	Tennessee BYU	2005
forced 2 fumbles	2	Howard Cross III	at Duke	2023
recovered 3 fumbles			never	
recovered 2 fumbles	2	Nick McCloud	vs. Clemson	2020
fumble return for TD		Ramon Henderson (in end zone)	Pittsburgh	2023
2 fumble returns for a TD	2	Tony Driver (24, 22 yards)	Navy	2000
20 or more tackles	21	Manti Te'o	Stanford	2010
15 tackles	17	Te'von Coney	vs. LSU	2017
10 tackles	11	JD Bertrand	Southern Cal	2023
2 players, 10 tackles, same game	13	Howard Cross III	at Duke	2023
	11	JD Bertrand	at Duke	2023
defensive lineman 10 tackles	13	Howard Cross III	at Duke	2023
defensive lineman interception return for a touchdown	28	Andrew Trumbetti	Wake Forest	2015
defensive lineman fumble return for a touchdown	70	Myron Tagovailoa-Amosa	Georgia Tech	2021
4.0 or more sacks	4.0	Jerry Tillery	Stanford	2018
3.0 sacks	3.0	Isaiah Foskey	UNLV	2022
2.0 sacks	2.0	Jordan Bothelho	at Syracuse	2022
INT, FF, FR in same game		Xavier Watts	Southern Cal	2023

INT, FF, FR, def TD in same game		Xavier Watts	Southern Cal	2023
2 INT, FF, FR for a TD		Xavier Watts	Southern Cal	2023

**SPECIAL TEAMS**

scored 17 or more points kicking	17	Jonathan Doerer	vs. Clemson	2020
scored 15 points kicking	17	Jonathan Doerer	vs. Clemson	2020
scored 10 points kicking	11	Spencer Shrader	Central Michigan	2023
5 or more field goals	5	Kyle Brindza	vs. Rutgers	2013
4 field goals	4	Jonathan Doerer	vs. Clemson	2020
2 field goals of 50 yards or more	2	Spencer Shrader	at Louisville	2023
longest field goal	54	Spencer Shrader	at NC State	2023
	54	Spencer Shrader	at Louisville	2023
field goal of 50 yards or more	54	Spencer Shrader	at Louisville	2023
punted over 70 yards	72	Jay Bramblett	vs. Wisconsin	2021
punted over 60 yards	61	Jon Sot	Marshall	2022
punted 10 or more times	10	Jay Bramblett	at Michigan	2019
returned a kickoff for a TD	99	Jadarian Price	Southern Cal	2023
returned 2 kickoffs for a TD	89 92	Raghib Ismail	at Michigan	1989
returned 2 kickoffs for a TD, same season	92 93	C.J. Sanders	vs. Army vs. Syracuse	2016
175 yards or more on kickoff returns	182	C.J. Sanders	at Stanford	2015
100 yards or more on kickoff returns	132	Chris Tyree	vs. Wisconsin	2021
returned a blocked PAT for 2 pts		Julian Love	Florida State	2018
returned a blocked FGA for a TD	76	Terrail Lambert	at Air Force	2006
returned a punt for a touchdown	82	Chris Tyree	Pittsburgh	2023
returned 2 punts for a TD, same game	55 83	Allen Rossum	Pittsburgh	1996
returned a punt for a TD, interception for a TD same game		Tom Zbikowski	Tennessee	2005
100 yards or more on punt returns	101	Golden Tate	at Pittsburgh	2009

**THE LAST TIME AN OPPOSING TEAM...**

**RUSHING**

400 or more yards	411	Pittsburgh	1975
300 yards	303	Michigan	2019
200 yards	204	at Southern Cal	2022
50 or more rushing attempts	64	Navy	2019
5 or more rushing TDs	5	Texas	2016
4 rush TDs	4	at Southern Cal	2022
two players with 100+ rushing yards in a game	2	BYU	2013
Taysom Hill - 100; Paul Laskike - 101			

**PASSING**

400 or more yards	439	Clemson	2020
300 yards	301	at North Carolina	2022
60 or more passing attempts	60	Tennessee	1990
50 passing attempts	51	vs. Oklahoma St.	2021
40 passing attempts	48	at NC State	2023



30 or more pass completions	34	vs. Oklahoma St.	2021
5 or more passing TDs	5	at North Carolina	2022
4 passing TDs	4	vs. Oklahoma St.	2021
3 passing TDs	3	vs. South Carolina	2022

**TOTAL OFFENSE**

600 or more yards	605	vs. Oklahoma St.	2021
500 yards	564	North Carolina	2021
400 yards	436	at Southern Cal	2022
90 or more plays	95	vs. Oklahoma St.	2021
80 plays	81	Stanford	2022
75 plays	78	NC State	2023

**SCORING**

60 or more points		never	
50 points	50	at Texas	2016
40 points	40	Clemson	2020
30 points	31	at Clemson	2023
scored a two-point conversion		vs. Navy (twice)	2022

**TURNOVERS**

did not commit a turnover		Ohio State	2023
3 or more fumbles lost	3	Clemson	2020
5 or more interceptions	5	Southern Cal	1967
4 interceptions	4	Pittsburgh	2023
3 interceptions	4	Pittsburgh	2023
returned an interception for a touchdown		at Clemson	2023
J. Trotter - 28 yards			
returned two interceptions for a touchdown		vs. South Carolina	2022
O'Donnell Fortune - 100 yards			
DQ Smith - 47 yards			
returned a fumble for a touchdown		at Georgia Tech	2020
Zamari Walton - 93 yards			

**DEFENSE**

held ND to 10 or fewer first downs	10	at NC State	2016
scored a safety		Stanford	2016
held ND to 50 or fewer rushing yards	44	at Louisville	2023
held ND to 200 or fewer passing yards	150	California	2022
held ND to 100 or fewer passing yards	85	Clemson	2022
held ND to 300 or fewer total yards	251	Southern Cal	2023
held ND to 200 or fewer total yards	180	at Michigan	2019
posted five or more sacks	5.0	at Louisville	2023

**SPECIAL TEAMS**

returned a punt for a touchdown	at Southern Cal	Adore Jackson (55 yds)	2016
returned a blocked punt for a TD	NC State	Germain Pratt (0 yds)	2017
returned a kickoff for a TD	Pittsburgh	Maurice French (99 yds)	2018
returned kickoff, punt in same game	at Southern Cal	Adore Jackson (55 yd PR; 97 yd KR)	2016
punted 10 or more times	Georgia Tech	20	2021
did not punt	Miami FL		1985

missed a PAT kick attempt	vs. Navy		2022
---------------------------	----------	--	------

**MISCELLANEOUS**

had 30 or more first downs	34	vs. Oklahoma St.	2021
had 20 first downs	23	Southern Cal	2023
had 10 or more penalties	12	Pittsburgh	2020
had 100 or more yards in penalties	127	Georgia	2017
had 35 or more minutes of possession time	35:23	at Southern Cal	2022
had 100-yd receiver, 100-yd rusher		vs. Oklahoma St.	2021
Spencer Sanders, 125 rushing; Brennan Presley 137 receiving; Tay Martin 104 receiving			
had 2 players with 100 receiving yards		vs. Oklahoma St.	2021
Brennan Presley, 137; Tay Martin 104			

**AN OPPOSING PLAYER RUSHING**

rushed for 100 yards	186	Phil Mafah	at Clemson	2023
rushed for 150 yards	186	Phil Mafah	at Clemson	2023
rushed for 200 yards	210	Alexander Teich	Navy	2010
rushed for 300 yards	303	Tony Dorsett	Pittsburgh	1975
rushed 40 or more times	42	Craig Heyward	Pittsburgh	1987
rushed 30 times	36	Phil Mafah	at Clemson	2023
rushed 25 times	36	Phil Mafah	at Clemson	2023
rushed for 5 or more TDs	5	Walter Reyes	at Syracuse	2003
rushed for 4 TDs	4	Ezekiel Elliott	vs. Ohio State	2015
rushed for 3 TDs	3	Caleb Williams	at Southern Cal	2022
rushed for 2 TDs	2	Phil Mafah	at Clemson	2023
a rush of 80 yards or more	89	Jashaun Corbin	at Florida State	2021
a rush of 70 yards	74	Courtney Reese	UNLV	2022
a rush of 60 yards	61	TreVeyon Henderson	Ohio State	2023
a rush of 50 yards	61	TreVeyon Henderson	Ohio State	2023

**PASSING**

passed for 300 yards	301	Drake Maye	at North Carolina	2022
passed for 400 yards	439	D.J. Uiagalelei	Clemson	2020
passed for 500 yards		never		
attempted 60 or more passes	60	Andy Kelly	Tennessee	1990
attempted 50 passes	51	Spencer Sanders	vs. Oklahoma St.	2021
attempted 40 passes	47	Brennan Armstrong	at NC State	2023
completed 30 passes	34	Spencer Sanders	vs. Oklahoma St.	2021
completed 20 passes	23	Caleb Williams	Southern Cal	2023
threw 6 or more TDs	6	Cody Kessler	Southern Cal	2014
threw 5 TDs	5	Drake Maye	at North Carolina	2022
threw 4 TDs	4	Spencer Sanders	vs. Oklahoma St.	2021
completed 90-yard or more pass	97	Kyle Orton	Purdue	2004
completed 80-yard pass	80	Drake Maye	at North Carolina	2022
completed 70-yard pass	72	Eric Dungey	Syracuse	2016
completed 60-yard pass	64	Drake Maye	at North Carolina	2022

**RECEIVING**

caught 15 or more passes	15	Drake London	Southern Cal	2021
caught 10 passes	11	Emeka Egbuka	at Ohio State	2022
	11	Marvin Harrison Jr.	at Ohio State	2022
had 200 or more yards receiving	238	Selwyn Lymon	Purdue	2006
had 150 yards receiving	150	Antoine Green	at North Carolina	2022
had 100 yards receiving	100	Kody Epps	vs. BYU	2022
caught 3 or more TD passes	3	Tay Martin	vs. Oklahoma St.	2021

**SCORING**

accounted for 7 or more TDs	7	Spencer Sanders	vs. Oklahoma St.	2021
accounted for 6 TDs	6	Cody Kessler	Southern Cal	2014
accounted for 5 TDs	5	Drake Maye	at North Carolina	2022

**DEFENSE**

3 or more interceptions	3	Rod Johnson	NC State	2003
2 interceptions	2	Devin Neal	at Louisville	2023
3.0 or more sacks	3.0	Bradley Chubb	NC State	2016
2.0 sacks	2.0	Jeremiah Trotter	at Clemson	2023

**SPECIAL TEAMS**

kicked 4 or more field goals	4	Brock Travelstead	at Louisville	2023
kicked a 50-yd or more field goal	54	Andre Szmyt	at Syracuse	2022
kicked a punt of 65 or more yards	65	Jake Bailey	Stanford	2017
totaled 100 or more KR yards	122	Damond Phiyaw-Johnson	Duke	2019




**18**  
**STEVE ANGELI**

QB • 6-2 3/8, 211 lbs • Sophomore/Freshman  
Westfield, NJ (Bergan Catholic)

**Rushing and Passing**

SEASON	TEAM	GP	Rushing					Passing					effic			
			att	yds	td	lg	avg/c	avg/g	comp-att-int	yds	td	lg		pct	avg/p	avg/g
2022-23	ND	2	0	0	0	0	0.0	0.0	0-0-0	0	0	0	0.0	0.0	0.0	0.0
2023-24	ND	5	0	0	0	0	0.0	0.0	16-21-0	236	3	42	76.2	14.8	217.7	
<b>TOTAL</b>		<b>7</b>	<b>0</b>	<b>0</b>	<b>0</b>	<b>0</b>	<b>0.0</b>	<b>0.0</b>	<b>16-21-0</b>	<b>236</b>	<b>3</b>	<b>42</b>	<b>76.2</b>	<b>14.8</b>	<b>217.7</b>	

Date	Opponent	Rushing			Receiving			Passing			Kick Returns			Punt Returns			all							
		no.	yds	td	lg	no.	yds	td	lg	cmp	att	int	yds	td	lg	no.		yds	td	lg	purp			
08/26/2023	vs Navy	0	0	0	0	0	0	0	0	0	0	0	0	0	0	0	0	0	0	0	0	0	0	
09/02/2023	Tennessee St.	0	0	0	0	0	0	0	0	8-11-0	130	2	42	0	0	0	0	0	0	0	0	0	0	0
09/09/2023	at NC State	0	0	0	0	0	0	0	0	0-0-0	0	0	0	0	0	0	0	0	0	0	0	0	0	0
09/16/2023	Central Mich.	0	0	0	0	0	0	0	0	1-2-0	12	0	12	0	0	0	0	0	0	0	0	0	0	0
10/28/2023	Pittsburgh	0	0	0	0	0	0	0	0	6-7-0	92	1	33	0	0	0	0	0	0	0	0	0	0	0
<b>TOTAL</b>		<b>0</b>	<b>0</b>	<b>0</b>	<b>0</b>	<b>0</b>	<b>0</b>	<b>0</b>	<b>0</b>	<b>16-21-0</b>	<b>236</b>	<b>3</b>	<b>42</b>	<b>0</b>	<b>0</b>	<b>0</b>	<b>0</b>	<b>0</b>	<b>0</b>	<b>0</b>	<b>0</b>	<b>0</b>	<b>0</b>	<b>236</b>



**23**  
**JAIDEN AUSBERRY**

LB • 6-0 1/8, 224 lbs • Freshman/Freshman  
Baton Rouge, LA (University Laboratory School)

**Tackles**

SEASON	TEAM	GP	Tackles								Interceptions		Receptions					
			ua	a	total	tfl	pbu	ff	blk	sacks	int	rec	yds	td	lg	rec/g	yds/r	yds/g
2023-24	ND	4	2	1	3	0-0	0	0	0	0	0	0	0	0	0	0.0	0.0	0.0
<b>TOTAL</b>		<b>4</b>	<b>2</b>	<b>1</b>	<b>3</b>	<b>0-0</b>	<b>0</b>	<b>0</b>	<b>0</b>	<b>0</b>	<b>0</b>	<b>0</b>	<b>0</b>	<b>0</b>	<b>0.0</b>	<b>0.0</b>	<b>0.0</b>	

**Single Game Highs**

Statistic	Value	
Total Tackles	3	vs Tennessee St. 09/02/23

Date	Opponent	Tackles			Sacks	Fumble	Pass Defense	blkd	PAT attempts	off	
		ua	a	total	tfl-yds	no-yds	ff fr-yds	int-yds qbh brup	kick rush rcv saf pts		
08/26/2023	vs Navy	0	0	0	0-0	0-0	0-0	0-0	0	0	0
09/02/2023	Tennessee St.	2	1	3	0-0	0-0	0-0	0-0	0	0	0
09/16/2023	Central Mich.	0	0	0	0-0	0-0	0-0	0-0	0	0	0
09/23/2023	Ohio St.	0	0	0	0-0	0-0	0-0	0-0	0	0	0
<b>TOTAL</b>		<b>2</b>	<b>1</b>	<b>3</b>	<b>0-0</b>	<b>0-0</b>	<b>0-0</b>	<b>0-0</b>	<b>0</b>	<b>0</b>	<b>0</b>



**27**  
**JD BERTRAND**

LB • 6-1, 233 lbs • Graduate Student/Senior  
Alpharetta, GA (Blessed Trinity)

**Tackles**

SEASON	TEAM	GP	Tackles								Interceptions		Receptions					
			ua	a	total	tfl	pbu	ff	blk	sacks	int	rec	yds	td	lg	rec/g	yds/r	yds/g
2019-20	ND	3	0	0	0	0-0	0	0	0	0	0	0	0	0	0	0.0	0.0	0.0
2020-21	ND	10	5	2	7	0-0	0	0	0	0	0	0	0	0	0	0.0	0.0	0.0
2021-22	ND	13	63	38	101	7-22	1	1	1	0	1.5	0	0	0	0	0.0	0.0	0.0
2022-23	ND	12	45	37	82	8.5-28	3	0	0	0	2	0	0	0	0	0.0	0.0	0.0
2023-24	ND	9	33	30	63	5.5-23	4	0	0	0	1.5	0	0	0	0	0.0	0.0	0.0
<b>TOTAL</b>		<b>47</b>	<b>146</b>	<b>107</b>	<b>253</b>	<b>21-73</b>	<b>8</b>	<b>1</b>	<b>1</b>	<b>0</b>	<b>5</b>	<b>0</b>	<b>0</b>	<b>0</b>	<b>0.0</b>	<b>0.0</b>	<b>0.0</b>	

**Single Game Highs**

Statistic	Value	
Total Tackles	13	vs Stanford 10/15/22
Total Sacks	1	vs Toledo 09/11/21, vs Clemson 11/05/22, at Louisville 10/07/23
Total Tackles For Loss	3	vs Toledo 09/11/21

Date	Opponent	Tackles			Sacks	Fumble	Pass Defense	blkd	PAT attempts	off
		ua	a	total	tfl-yds	no-yds	ff fr-yds	int-yds qbh brup	kick rush rcv saf pts	
08/26/2023	vs Navy	3	0	3	0-0	0-0	0-0	0-0	0	0
09/02/2023	Tennessee St.	3	2	5	1-0-2	0-0	0-0	0-0	1	0
09/09/2023	at NC State	1	4	5	0-0-0	0-0	0-0	0-0	2	1
09/23/2023	Ohio St.	4	4	8	1-0-3	0-0	0-0	0-0	1	0
09/30/2023	at Duke	3	8	11	0-0-0	0-0	0-0	0-0	0	0
10/07/2023	at Louisville	5	4	9	1.5-8	1-7	0-0	0-0	0	0
10/14/2023	Southern California	6	5	11	1.5-9	0.5-5	0-0	0-0	1	0
10/28/2023	Pittsburgh	4	1	5	0-0-0	0-0	0-0	0-0	1	0
11/04/2023	at Clemson	4	2	6	0.5-1	0-0	0-0	0-0	0	2
<b>TOTAL</b>		<b>33</b>	<b>30</b>	<b>63</b>	<b>5.5-23</b>	<b>1.5-12</b>	<b>0</b>	<b>0-0</b>	<b>5</b>	<b>4</b>



**12**  
**JORDAN BOTELHO**

DL • 6-2 1/2, 264 lbs • Senior/Senior  
Honolulu, HI (Saint Louis)

**Tackles**

SEASON	TEAM	GP	Tackles								Interceptions		Receptions				
			ua	a	total	tfl	pbu	ff	blk	sacks	int	rec	yds	td	lg	rec/g	yds/r
2020-21	ND	10	2	2	4	0-0	0	0	0	0	0	0	0	0	0.0	0.0	0.0
2021-22	ND	11	11	7	18	3-11	0	0	0	0	2	0	0	0	0.0	0.0	0.0
2022-23	ND	13	9	2	11	6.5-24	0	0	0	1	4.5	0	0	0	0.0	0.0	0.0
2023-24	ND	10	14	10	24	3-18	0	0	0	0	3	0	0	0	0.0	0.0	0.0
<b>TOTAL</b>		<b>44</b>	<b>36</b>	<b>21</b>	<b>57</b>	<b>12.5-53</b>	<b>0</b>	<b>0</b>	<b>0</b>	<b>1</b>	<b>9.5</b>	<b>0</b>	<b>0</b>	<b>0</b>	<b>0.0</b>	<b>0.0</b>	<b>0.0</b>

**Single Game Highs**

Statistic	Value	
Longest Punt Return	1	vs South Fla. 09/19/20
Total Tackles	4	6 times
Total Sacks	2	at Syracuse 10/29/22, vs South Carolina 12/30/22
Total Tackles For Loss	2	at Syracuse 10/29/22, vs South Carolina 12/30/22

Date	Opponent	Tackles			Sacks	Fumble	Pass Defense	blkd	PAT attempts	off
		ua	a	total	tfl-yds	no-yds	ff fr-yds	int-yds qbh brup	kick rush rcv saf pts	
08/26/2023	vs Navy	1	2	3	0-0	0-0	0-0	0-0	1	0
09/02/2023	Tennessee St.	2	0	2	1-0.5	1-5	0-0	0-0	0	0
09/09/2023	at NC State	1	0	1	0-0-0	0-0	0-0	0-0	0	0
09/16/2023	Central Mich.	3	0	3	0-0-0	0-0	0-0	0-0	0	0
09/23/2023	Ohio St.	3	1	4	1-0-9	1-9	0-0	0-0	0	0
09/30/2023	at Duke	0	4	4	0-0-0	0-0	0-0	0-0	0	0
10/07/2023	at Louisville	1	1	2	0-0-0	0-0	0-0	0-0	0	0
10/14/2023	Southern California	0	0	0	0-0-0	0-0	0-0	0-0	0	0
10/28/2023	Pittsburgh	1	0	1	1-0-4	1-4	0-0	0-0	0	0
11/04/2023	at Clemson	2	2	4	0-0-0	0-0	0-0	0-0	0	0
<b>TOTAL</b>		<b>14</b>	<b>10</b>	<b>24</b>	<b>3-0-18</b>	<b>3-18</b>	<b>0-0</b>	<b>0-0</b>	<b>1</b>	<b>0</b>





















**20**  
**BENJAMIN MORRISON**

CB • 6-0 1/4, 185 lbs • Sophomore/Sophomore  
Phoenix, AZ (Brophy Prep)



**31**  
**NANA OSAFO-MENSAH**

DL • 6-3 1/8, 264 lbs • Graduate Student/Senior  
Fort Worth, TX (Nolan Catholic)

**Tackles**

SEASON	TEAM	GP	Tackles							Interceptions			Receptions						
			ua	a	total	tfl	pbu	ff	fr	blk	sacks	int	rec	yds	td	lg	rec/g	yds/r	yds/g
2022-23	ND	13	22	11	33	1-2	4	0	0	0	0	6	0	0	0	0	0.0	0.0	0.0
2023-24	ND	9	20	4	24	3-8	9	0	0	0	2	0	0	0	0	0.0	0.0	0.0	
<b>TOTAL</b>		<b>22</b>	<b>42</b>	<b>15</b>	<b>57</b>	<b>4-10</b>	<b>13</b>	<b>0</b>	<b>0</b>	<b>0</b>	<b>8</b>	<b>0</b>	<b>0</b>	<b>0</b>	<b>0</b>	<b>0.0</b>	<b>0.0</b>	<b>0.0</b>	

**Single Game Highs**

Statistic	Value	
Total Tackles	7	vs Clemson 11/05/22
Total Tackles For Loss	1	4 times
Total Interceptions	3	vs Boston College 11/19/22

Date	Opponent	Tackles			Sacks	Fumble	Pass Defense			blkd	PAT attempts			off			
		ua	a	total	tfl-yds	no-yds	ff	fr-yds	int-yds	qbh	brup	kick	kick	rush	rcv	saf	pts
08/26/2023	vs Navy	2	0	2	0-0	0-0	0	0-0	0-0	0	0	0-0	0	0	0	0	0
09/02/2023	Tennessee St.	1	0	1	0-0	0-0	0	0-0	0-0	0	0	0-0	0	0	0	0	0
09/09/2023	at NC State	3	0	3	1.0-1	0-0	0	0-0	1-0	0	0	0-0	0	0	0	0	0
09/16/2023	Central Mich.	0	1	1	0.0-0	0-0	0	0-0	0-0	0	1	0-0	0	0	0	0	0
09/23/2023	Ohio St.	1	0	1	0.0-0	0-0	0	0-0	0-0	0	2	0-0	0	0	0	0	0
09/30/2023	at Duke	2	1	3	0.0-0	0-0	0	0-0	0-0	0	0	0-0	0	0	0	0	0
10/07/2023	at Louisville	5	0	5	0.0-0	0-0	0	0-0	0-0	0	1	0-0	0	0	0	0	0
10/14/2023	Southern California	3	1	4	1.0-4	0-0	0	0-0	1-0	0	1	0-0	0	0	0	0	0
11/04/2023	at Clemson	3	1	4	1.0-3	0-0	0	0-0	0-0	0	3	0-0	0	0	0	0	0
<b>TOTAL</b>		<b>20</b>	<b>4</b>	<b>24</b>	<b>3.0-8</b>	<b>0-0</b>	<b>0</b>	<b>0-0</b>	<b>2-0</b>	<b>0</b>	<b>9</b>	<b>0-0</b>	<b>0</b>	<b>0</b>	<b>0</b>	<b>0</b>	<b>0</b>

**Tackles**

SEASON	TEAM	GP	Tackles							Interceptions			Receptions					
			ua	a	total	tfl	pbu	ff	fr	blk	sacks	int	rec	yds	td	lg	rec/g	yds/r
2019-20	ND	2	0	1	1	0-0	0	0	0	0	0	0	0	0	0	0.0	0.0	0.0
2021-22	ND	12	5	8	13	2.5-10	0	0	0	0	2	0	0	0	0.0	0.0	0.0	
2022-23	ND	13	8	6	14	1-8	0	1	0	0	0	0	0	0	0.0	0.0	0.0	
2023-24	ND	10	10	8	18	3.5-43	0	0	0	0	2	0	0	0	0.0	0.0	0.0	
<b>TOTAL</b>		<b>37</b>	<b>23</b>	<b>23</b>	<b>46</b>	<b>7-61</b>	<b>0</b>	<b>1</b>	<b>0</b>	<b>0</b>	<b>4</b>	<b>0</b>	<b>0</b>	<b>0</b>	<b>0.0</b>	<b>0.0</b>	<b>0.0</b>	

**Single Game Highs**

Statistic	Value	
Total Tackles	4	vs Southern California 10/14/23
Total Sacks	1	4 times
Total Tackles For Loss	1	6 times

Date	Opponent	Tackles			Sacks	Fumble	Pass Defense			blkd	PAT attempts			off			
		ua	a	total	tfl-yds	no-yds	ff	fr-yds	int-yds	qbh	brup	kick	kick	rush	rcv	saf	pts
08/26/2023	vs Navy	3	0	3	1.0-24	0-0	0	0-0	0-0	0	0	0-0	0	0	0	0	0
09/02/2023	Tennessee St.	1	0	1	0.0-0	0-0	0	0-0	0-0	0	1	0-0	0	0	0	0	0
09/09/2023	at NC State	0	3	3	0.0-0	0-0	0	0-0	0-0	0	0	0-0	0	0	0	0	0
09/16/2023	Central Mich.	0	0	0	0.0-0	0-0	0	0-0	0-0	0	0	0-0	0	0	0	0	0
09/23/2023	Ohio St.	0	0	0	0.0-0	0-0	0	0-0	0-0	0	0	0-0	0	0	0	0	0
09/30/2023	at Duke	0	2	2	0.5-1	0-0	0	0-0	0-0	0	0	0-0	0	0	0	0	0
10/07/2023	at Louisville	2	0	2	1.0-8	1-8	0	0-0	0-0	0	0	0-0	0	0	0	0	0
10/14/2023	Southern California	2	2	4	1.0-10	1-10	0	0-0	0-0	0	0	0-0	0	0	0	0	0
10/28/2023	Pittsburgh	0	0	0	0.0-0	0-0	0	0-0	0-0	0	0	0-0	0	0	0	0	0
11/04/2023	at Clemson	2	1	3	0.0-0	0-0	0	0-0	0-0	0	0	0-0	0	0	0	0	0
<b>TOTAL</b>		<b>10</b>	<b>8</b>	<b>18</b>	<b>3.5-43</b>	<b>2-18</b>	<b>0</b>	<b>0-0</b>	<b>0-0</b>	<b>0</b>	<b>1</b>	<b>0</b>	<b>0</b>	<b>0-0</b>	<b>0</b>	<b>0</b>	<b>0</b>



**47**  
**JASON ONYE**

DL • 6-5, 294 lbs • Junior/Sophomore  
North Providence, RI (Bishop Hendricken)

**Tackles**

SEASON	TEAM	GP	Tackles							Interceptions			Receptions				
			ua	a	total	tfl	pbu	ff	fr	blk	sacks	int	rec	yds	td	lg	rec/g
2022-23	ND	1	0	2	2	0-0	0	0	0	0	0	0	0	0	0.0	0.0	0.0
2023-24	ND	10	9	4	13	0-0	0	0	0	1	0	0	0	0	0.0	0.0	0.0
<b>TOTAL</b>		<b>11</b>	<b>9</b>	<b>6</b>	<b>15</b>	<b>0-0</b>	<b>0</b>	<b>0</b>	<b>0</b>	<b>1</b>	<b>0</b>	<b>0</b>	<b>0</b>	<b>0</b>	<b>0.0</b>	<b>0.0</b>	<b>0.0</b>

**Single Game Highs**

Statistic	Value	
Total Tackles	5	vs Tennessee St. 09/02/23

Date	Opponent	Tackles			Sacks	Fumble	Pass Defense			blkd	PAT attempts			off			
		ua	a	total	tfl-yds	no-yds	ff	fr-yds	int-yds	qbh	brup	kick	kick	rush	rcv	saf	pts
08/26/2023	vs Navy	2	0	2	0.0-0	0-0	0	0-0	0-0	0	0	0-0	0	0	0	0	0
09/02/2023	Tennessee St.	2	3	5	0.0-0	0-0	0	0-0	0-0	0	0	1-0	0	0	0	0	0
09/09/2023	at NC State	1	0	1	0.0-0	0-0	0	0-0	0-0	0	0	0-0	0	0	0	0	0
09/16/2023	Central Mich.	3	0	3	0.0-0	0-0	0	0-0	0-0	0	0	0-0	0	0	0	0	0
09/23/2023	Ohio St.	0	0	0	0.0-0	0-0	0	0-0	0-0	0	0	0-0	0	0	0	0	0
09/30/2023	at Duke	0	0	0	0.0-0	0-0	0	0-0	0-0	0	0	0-0	0	0	0	0	0
10/07/2023	at Louisville	0	0	0	0.0-0	0-0	0	0-0	0-0	0	0	0-0	0	0	0	0	0
10/14/2023	Southern California	1	0	1	0.0-0	0-0	0	0-0	0-0	0	0	0-0	0	0	0	0	0
10/28/2023	Pittsburgh	0	1	1	0.0-0	0-0	0	0-0	0-0	0	0	0-0	0	0	0	0	0
11/04/2023	at Clemson	0	0	0	0.0-0	0-0	0	0-0	0-0	0	0	0-0	0	0	0	0	0
<b>TOTAL</b>		<b>9</b>	<b>4</b>	<b>13</b>	<b>0.0-0</b>	<b>0-0</b>	<b>0</b>	<b>0-0</b>	<b>0-0</b>	<b>0</b>	<b>1</b>	<b>0-0</b>	<b>0</b>	<b>0</b>	<b>0</b>	<b>0</b>	<b>0</b>





9 ELI RARIDON


DL • 6-5, 294 lbs • Junior/Sophomore  
North Providence, RI (Bishop Hendricken)

Tackles

Table with columns: SEASON, TEAM, GP, ua, a, total, tfl, pbu, ff, fr, blk, sacks, Int, rec, yds, td, lg, rec/g, yds/r, yds/g

Table with columns: Date, Opponent, Rushing, Receiving, Passing, Kick Returns, Punt Returns, all

Table with columns: Games, Avg/ rush, Avg/ catch, Pass effc, KR avg, PR avg, All purpose avg/game, Total offense avg/game



97 GABRIEL RUBIO

DL • 6-5 1/4, 306 lbs • Junior/Sophomore  
St. Louis, MO (Luthern St. Charles)

Tackles

Table with columns: SEASON, TEAM, GP, ua, a, total, tfl, pbu, ff, fr, blk, sacks, Int, rec, yds, td, lg, rec/g, yds/r, yds/g

Single Game Highs

Table with columns: Statistic, Value

Table with columns: Date, Opponent, Tackles, Sacks, Fumble, Pass Defense, blkd, PAT attempts, off



29 MATT SALERNO

WR • 6-0 5/8, 199 lbs • Graduate Student/Senior  
Valencia, CA (Crespi Carmelite)

Rushing and Passing

Table with columns: SEASON, TEAM, gp, att, yds, td, lg, avg/c, avg/g, comp-att-int, yds, td, lg, pct, avg/p, avg/g, effc

Scoring and Total Offense

Table with columns: SEASON, TEAM, gp, td, rush, rcv, ret, pat, 2pat, fg, total, avg/g, rush, pass, total, avg/g

Punting and All Purpose

Table with columns: SEASON, TEAM, gp, no., yds, lg, avg/g, rush, rcv, pr, kr, lr, total, avg/g

Tackles

Table with columns: SEASON, TEAM, GP, ua, a, total, tfl, pd, ff, fr, blk, sacks, Int, rec, yds, td, lg, rec/g, yds/r, yds/g

Single Game Highs

Table with columns: Statistic, Value

Table with columns: Date, Opponent, Rushing, Receiving, Passing, Kick Returns, Punt Returns, all

Table with columns: Games, Avg/ rush, Avg/ catch, Pass effc, KR avg, PR avg, All purpose avg/game, Total offense avg/game









**Quickie Stats**  
**Navy vs. Notre Dame (Final)**  
**08/26/2023 at Dublin,**

	UNA	UND
Score	3	42
<b>FIRST DOWNS</b>	12	27
<b>RUSHES-YARDS (NET)</b>	48-126	32-191
<b>PASSING-YARDS (NET)</b>	43	253
Passes Att-Comp-Int	7-3-0	25-20-0
<b>TOTAL OFFENSE PLAYS-YARDS</b>	55-169	57-444
Fumble Returns-Yards	0-0	0-0
Punt Returns-Yards	0-0	1-11
Kickoff Returns-Yards	1-26	2-41
Interception Returns-Yards	0-0	0-0
Punts (Number-Avg)	4-39.8	4-0
Fumbles-Lost	3-0	2-0
Penalties-Yards	3-25	1-10
Possession Time	44:35	32:31
Third-Down Conversions	4-14	5-8
Fourth-Down Conversions	3-4	1-1
Red-Zone Scores-Chances	1-2	4-5

**Navy**

Rushing	No.	Gain	Loss	Net	TD	Lg	Avg
A.Tecza	8	40	2	38	0	11	4.8
D.Fofana	16	58	26	32	0	14	2
B.Chatman	8	30	0	30	0	7	3.8

Passing	C-A-I	Yds	TD	Long	Sack
T.Lavatai	3-6-0	43	0	39	1
X.Arline	0-1-0	0	0	0	1

Receiving	No.	Yards	TD	Long	Tgt	YAC
B.Chatman	2	41	0	39	2	14
A.Tecza	1	2	0	2	1	4
A.Hassan	0	0	0	0	2	0
C.Howard	0	0	0	0	1	0

Punting	No.	Yds	Avg	Long	In20	TB
R.Riethman	4	159	39.8	46	1	0

Punt Returns	No.	Yards	TD	Long

Kick Returns	No.	Yards	TD	Long
T.Bradley	1	26	0	26

Tackles	UA-A	Total	Sacks	TFL
W.HARBOUR	8-0	8	0	1
K.Jacob	7-0	7	0	1
R.Lane	5-0	5	0	0

**Notre Dame**

Rushing	No.	Gain	Loss	Net	TD	Lg	Avg
A.Estime	16	95	0	95	1	13	5.9
J.Love	4	40	0	40	0	21	10
G.Payne	6	31	0	31	0	9	5.2

Passing	C-A-I	Yds	TD	Long	Sack
TEAM	0-1-0	0	0	0	0
S.Hartman	19-23-0	251	4	35	0
S.Angeli	1-1-0	2	0	2	0

Receiving	No.	Yards	TD	Long	Tgt	YAC
J.Thomas	4	63	1	19	4	30
J.Greathouse	3	68	2	35	3	11
D.Colzie	3	45	1	25	3	25
C.Tyree	3	36	0	20	4	15

Punting	No.	Yds	Avg	Long	In20	TB

Punt Returns	No.	Yards	TD	Long
C.Tyree	1	11	0	11

Kick Returns	No.	Yards	TD	Long
G.Payne	2	41	0	24

Tackles	UA-A	Total	Sacks	TFL
J.Kiser	6-2	8	0	0
M.Liufau	4-3	7	0	0
X.Watts	2-2	4	0	0

Qtr	Time	Scoring Play	V-H
1st	08:26	UND - A.Estime 1 yd TD RUSH (PAT KICK by S.Shrader GOOD) 13-81 6:28	0-7
1st	01:03	UND - J.Price 19 yd TD RUSH (PAT KICK by S.Shrader GOOD) 7-63 3:27	0-14
2nd	10:00	UND - J.Greathouse 35 yd TD PASS from S.Hartman (PAT KICK by S.Shrader GOOD) 4-78 1:52	0-21
2nd	00:13	UND - J.Thomas 14 yd TD PASS from S.Hartman (PAT KICK by S.Shrader GOOD) 9-80 1:42	0-28
3rd	09:36	UND - J.Greathouse 20 yd TD PASS from S.Hartman (PAT KICK by S.Shrader GOOD) 6-63 2:48	0-35
4th	11:54	UND - D.Colzie 25 yd TD PASS from S.Hartman (PAT KICK by S.Shrader GOOD) 7-60 3:43	0-42
4th	03:33	UNA - E.Warren 31 yd FG 15-62 8:21	3-42

**GAME RECAP**

The University of Notre Dame football team began the 2023 in style by defeating Navy 42-3 in the 2023 Aer Lingus College Football Classic at Aviva Stadium in Dublin, Ireland. The Irish ripped off 42 consecutive points in the game before Navy managed a single field goal with 3:33 left in the game.

Graduate student Sam Hartman made the most of his Notre Dame debut, completing 19 of 23 passes for 251 yards and four touchdowns. The four scoring tosses match Ron Powlus (1994) and Jack Coan (2021) for the most by an Irish quarterback in his first game with the team.

Two of Hartman's scoring tosses were caught by freshman Jaden Greathouse, including a 35-yard strike on the rookie's first career touch. Deion Colzie also nabbed his first career touchdown reception while Jayden Thomas was the recipient of a touchdown pass as well.

The Irish defense held Navy to just 169 total yards with only 43 of those coming through the air. Jack Kiser paced the defense with 8 total tackles, followed by Marist Liufau with seven.

**Quickie Stats**  
**Tennessee State vs. #13 Notre Dame (Final)**  
**09/2/2023 at Notre Dame, Indiana**



	TSU	UND
Score	3	56
<b>FIRST DOWNS</b>	12	26
<b>RUSHES-YARDS (NET)</b>	36-89	33-221
<b>PASSING-YARDS (NET)</b>	67	336
Passes Att-Comp-Int	22-8-2	30-24-0
<b>TOTAL OFFENSE PLAYS-YARDS</b>	58-156	63-557
Fumble Returns-Yards	1-0	0-0
Punt Returns-Yards	0-0	3-27
Kickoff Returns-Yards	2-76	1-8
Interception Returns-Yards	0-0	2-33
Punts (Number-Avg)	6-40.2	6-43.0
Fumbles-Lost	1-0	1-1
Penalties-Yards	5-45	4-35
Possession Time	29:07	30:53
Third-Down Conversions	4-14	9-11
Fourth-Down Conversions	1-1	0-0
Red-Zone Scores-Chances	1-3	3-3

**Tennessee State**

Rushing	No.	Gain	Loss	Net	TD	Lg	Avg
D.Bryant	6	29	0	29	0	13	4.8
J.Rouse	11	30	2	28	0	9	2.5
J.Gant	8	19	3	16	0	4	2

Passing	C-A-I	Yds	TD	Long	Sack
D.Ellis	3-10-0	24	0	11	1
D.Bryant	5-12-2	43	0	22	0

Receiving	No.	Yards	TD	Long	Tgt	YAC
D.Davis	1	22	0	22	2	7
C.Garnett	1	13	0	13	1	0
D.Majors	1	11	0	11	2	10
T.Boone III	1	10	0	10	2	10

Punting	No.	Yds	Avg	Long	In20	TB
J.Foster	6	241	40.2	48	3	0

Punt Returns	No.	Yards	TD	Long

Kick Returns	No.	Yards	TD	Long
D.Johnson	2	76	0	58

Tackles	UA-A	Total	Sacks	TFL
J.Josephs	8-1	9	0	0
M.Beard III	6-1	7	0	0
J.Green	2-2	4	0	0

**Notre Dame**

Rushing	No.	Gain	Loss	Net	TD	Lg	Avg
A.Estime	13	121	5	116	1	50	8.9
J.Love	5	51	5	46	1	36	9.2
G.Payne	6	28	1	27	0	12	4.5

Passing	C-A-I	Yds	TD	Long	Sack
K.Minchey	2-2-0	12	0	8	0
S.Hartman	14-17-0	194	2	27	0
S.Angeli	8-11-0	130	2	42	0

Receiving	No.	Yards	TD	Long	Tgt	YAC
J.Thomas	4	62	0	27	4	31
M.Evans	4	61	0	18	5	3
J.Price	2	51	1	40	2	51
G.Payne	2	45	1	42	2	47

Punting	No.	Yds	Avg	Long	In20	TB
B.McFerson	2	86	43	54	0	1

Punt Returns	No.	Yards	TD	Long
M.Salerno	2	21	0	15
C.Tyree	1	6	0	6

Kick Returns	No.	Yards	TD	Long
D.Ford	1	8	0	8

Tackles	UA-A	Total	Sacks	TFL
H.Cross III	2-4	6	0	0
J.Bertrand	3-2	5	0	1
J.Onye	2-3	5	0	0

Qtr	Time	Scoring Play	V-H
1st	09:17	UND - J.Love 36 yd TD RUSH (PAT KICK by S.Shrader GOOD) 10-75 5:43	0-7
1st	02:44	TSU - J.Lowery 38 yd FG 15-55 6:33	3-7
2nd	12:22	UND - S.Hartman 5 yd TD RUSH (PAT KICK by S.Shrader GOOD) 8-80 4:16	3-14
2nd	09:41	UND - C.Tyree 24 yd TD PASS from S.Hartman (PAT KICK by S.Shrader GOOD) 4-57 2:01	3-21
2nd	05:17	UND - A.Estime 5 yd TD RUSH (PAT KICK by S.Shrader GOOD) 8-53 2:55	3-28
2nd	00:15	UND - H.Staes 4 yd TD PASS from S.Hartman (PAT KICK by S.Shrader GOOD) 6-80 0:38	3-35
3rd	01:06	UND - J.Price 40 yd TD PASS from S.Angeli (PAT KICK by S.Shrader GOOD) 7-82 3:28	3-42
3rd	00:19	UND - C.Lewis 33 yd TD INT RETURN (PAT KICK by S.Shrader GOOD)	3-49
4th	07:43	UND - G.Payne 42 yd TD PASS from S.Angeli (PAT KICK by Z.Yoakam GOOD) 7-87 3:34	3-56

**GAME RECAP**

The University of Notre Dame football team moved to 2-0 in 2023 with a dominating 56-3 victory over Tennessee State in Notre Dame Stadium on a warm, sunny late summer day. The contest marked Notre Dame's first game against a Football Championship Subdivision team and one of the nation's Historically Black College or University.

It also is the first time since 1975 that Notre Dame has held its opponents without a touchdown through the season's first two games (the Irish gave up a single field goal in the first two games of '75).

The Irish took control of the game in the second quarter, scoring 28 points to build a 35-3 halftime lead. Sam Hartman played just the first half for Notre Dame, finishing 14-of-17 for 194 yards, two passing touchdowns and one rushing score.

Audric Estimé led the Irish rushing attack with his first 100-yard rushing performance of the year (116) with a five-yard score. Four different Irish players caught touchdown passes from Hartman and Steve Angeli, including Jadarian Price, Gi'Bran Payne, Chris Tyree and Holden Staes.

**Quickie Stats**  
**Notre Dame vs. NC State (Final)**  
**09/09/2023 at Raleigh, North Carolina**



	UND	NCS
Score	45	24
<b>FIRST DOWNS</b>	16	20
<b>RUSHES-YARDS (NET)</b>	37-170	30-84
<b>PASSING-YARDS (NET)</b>	286	260
Passes Att-Comp-Int	24-15-0	48-22-3
<b>TOTAL OFFENSE PLAYS-YARDS</b>	61-456	78-344
Fumble Returns-Yards	0-0	1-0
Punt Returns-Yards	0-0	4-41
Kickoff Returns-Yards	2-45	2-52
Interception Returns-Yards	3-0	0-0
Punts (Number-Avg)	6-50.7	6-40.5
Fumbles-Lost	2-1	3-0
Penalties-Yards	10-82	8-54
Possession Time	32:53	27:07
Third-Down Conversions	5-14	8-19
Fourth-Down Conversions	0-0	0-1
Red-Zone Scores-Chances	3-3	2-3

**Notre Dame**

<b>Rushing</b>	No.	Gain	Loss	Net	TD	Lg	Avg
Estime,Audric	14	136	2	134	2	80	9.6
Price,Jadarian	7	31	0	31	0	11	4.4
Love,Jeremiyah	6	24	0	24	0	7	4

<b>Passing</b>	C-A-I	Yds	TD	Long	Sack
Hartman,Sam	15-24-0	286	4	65	4

<b>Receiving</b>	No.	Yards	TD	Long	Tgt
Staes,Holden	4	115	2	40	5
Greathouse,Jaden	3	15	1	13	3
Tyree,Chris	2	68	0	65	2
Estime,Audric	2	22	0	12	2

<b>Punting</b>	No.	Yds	Avg	Long	In20	TB
McFerson ,Bryce	6	304	50.7	59	0	0

<b>Punt Returns</b>	No.	Yards	TD	Long

<b>Kick Returns</b>	No.	Yards	TD	Long
Price,Jadarian	2	45	0	24

<b>Tackles</b>	UA-A	Total	Sacks	TFL
Harper,Thomas	3-4	7	0	0
Kiser,Jack	3-3	6	0	0
Jean-Baptiste,Javontae	1-4	5	0	0

**NC State**

<b>Rushing</b>	No.	Gain	Loss	Net	TD	Lg	Avg
Houston,Jordan	7	26	0	26	0	13	3.7
Armstrong,Brennan	12	37	11	26	1	9	2.2
Lesane,Keyon	2	12	0	12	0	8	6

<b>Passing</b>	C-A-I	Yds	TD	Long	Sack
Armstrong,Brennan	22-47-3	260	2	38	1
Concepcion,Kevin &quot;KC&quot;	0-1-0	0	0	0	0

<b>Receiving</b>	No.	Yards	TD	Long	Tgt
Concepcion,Kevin &quot;KC&quot;	5	24	0	9	11
Vereen,Juice	4	65	0	22	7
Rooks,Porter	3	31	0	17	5
Lesane,Keyon	2	53	0	38	4

<b>Punting</b>	No.	Yds	Avg	Long	In20	TB
Noonkester,Caden	6	243	40.5	45	4	1

<b>Punt Returns</b>	No.	Yards	TD	Long
Coit,Jalen	4	41	0	15

<b>Kick Returns</b>	No.	Yards	TD	Long
Gray,Julian	2	52	0	27

<b>Tackles</b>	UA-A	Total	Sacks	TFL
Wilson,Payton	4-10	14	0	0.5
Boykin,Devan	3-8	11	0	0.5
Battle,Shyheim	2-3	5	0	0

Qtr	Time	Scoring Play	V-H
1st	03:18	UND - Shrader,Spencer 54 yd FG 12-50 05:51	3-0
2nd	14:32	UND - Estime,Audric 80 yd TD RUSH (PAT Kick by Shrader,Spencer GOOD) 1-80 00:13	10-0
2nd	01:16	NCS - Rozner,Bradley 9 yd TD PASS from Armstrong,Brennan (PAT Kick by Narveson,Brayden GOOD) 7-62 01:03	10-7
2nd	00:40	UND - Greathouse,Jaden 13 yd TD PASS from Hartman,Sam (PAT Kick by Shrader,Spencer GOOD) 3-78 00:30	17-7
3rd	07:27	NCS - Narveson,Brayden 49 yd FG 5-33 01:15	17-10
3rd	05:50	UND - Staes,Holden 40 yd TD PASS from Hartman,Sam (PAT Kick by Shrader,Spencer GOOD) 3-76 01:30	24-10
3rd	02:55	NCS - Armstrong,Brennan 1 yd TD RUSH (PAT Kick by Narveson,Brayden GOOD) 7-75 02:55	24-17
4th	11:38	UND - Sherwood,Davis 10 yd TD PASS from Hartman,Sam (PAT Kick by Shrader,Spencer GOOD) 5-33 02:43	31-17
4th	10:42	UND - Estime,Audric 7 yd TD RUSH (PAT Kick by Shrader,Spencer GOOD) 3-16 00:36	38-17
4th	04:35	UND - Staes,Holden 35 yd TD PASS from Hartman,Sam (PAT Kick by Shrader,Spencer GOOD) 5-54 03:03	45-17
4th	02:03	NCS - Collins,Dacari 23 yd TD PASS from Armstrong,Brennan (PAT Kick by Narveson,Brayden GOOD) 9-65 02:32	45-24

**GAME RECAP**

The University of Notre Dame football team improved to 3-0 in 2023 with its first road-game victory of the season at NC State 38-17 at Carter-Finley Stadium in Raleigh, North Carolina, on Saturday afternoon.

The game was delayed by weather and lightning for close to two hours with the Irish holding a 3-0 lead. The first play once the game was resumed was an 80-yard touchdown run by Audric Estimé to put Notre Dame ahead to stay. NC State cut the lead to seven points in the third quarter, but the Irish defense stepped up with three interceptions and the Irish offense capitalized on the mistakes with three straight touchdowns to put the game away.

Estimé led the Irish rushing attack with a career-high-matching 134 yards on 14 carries with two rushing touchdowns. Sam Hartman posted another great passing performance, finishing 15 of 24 for 286 yards and four touchdowns. Two of those touchdown passes ended up in the hands of sophomore tight end Holden Staes on 35 and 40-yard plays.

The Irish defense, which broke up eight passes in the game, was led by Thomas Harper with seven tackles. Benjamin Morrison, Xavier Watts and DJ Brown all intercepted passes as well.

**Quickie Stats**  
**Central Michigan vs. Notre Dame (Final)**  
**09/16/2023 at Notre Dame, Indiana**



	CMU	UND
Score	17	41
<b>FIRST DOWNS</b>	14	23
<b>RUSHES-YARDS (NET)</b>	34-131	37-236
<b>PASSING-YARDS (NET)</b>	137	342
Passes Att-Comp-Int	20-10-0	28-17-0
<b>TOTAL OFFENSE PLAYS-YARDS</b>	54-268	65-578
Fumble Returns-Yards	0-0	0-0
Punt Returns-Yards	2-7	2-9
Kickoff Returns-Yards	1-17	1-20
Interception Returns-Yards	0-0	0-0
Punts (Number-Avg)	7-50.1	7-49.0
Fumbles-Lost	2-0	0-0
Penalties-Yards	2-20	8-72
Possession Time	29:27	30:33
Third-Down Conversions	3-13	6-13
Fourth-Down Conversions	1-1	2-2
Red-Zone Scores-Chances	3-4	4-4

**Central Michigan**

Rushing	No.	Gain	Loss	Net	TD	Lg	Avg
M.Bailey	12	59	0	59	1	19	4.9
M.Lukes	9	57	1	56	0	25	6.2
J.Bauer	13	38	22	16	1	11	1.2

Passing	C-A-I	Yds	TD	Long	Sack
J.Bauer	10-20-0	137	0	37	2

Receiving	No.	Yards	TD	Long	Tgt	YAC
J.Prewitt III	2	59	0	37	4	39
T.Davis	2	40	0	31	6	4
M.Lukes	2	23	0	16	3	24
M.Bailey	2	7	0	7	2	23

Punting	No.	Yds	Avg	Long	In20	TB
J.Walrath	7	351	50.1	63	4	1

Punt Returns	No.	Yards	TD	Long
J.Wimberly	2	7	0	8

Kick Returns	No.	Yards	TD	Long
M.Lukes	1	17	0	17

Tackles	UA-A	Total	Sacks	TFL
D.Kent	4-2	6	0	0
K.Moretti	4-2	6	0	2
J.Wiliams	3-3	6	0	0

**Notre Dame**

Rushing	No.	Gain	Loss	Net	TD	Lg	Avg
A.Estime	20	176	0	176	1	41	8.8
J.Price	3	18	3	15	0	15	5
G.Payne	3	13	1	12	0	10	4

Passing	C-A-I	Yds	TD	Long	Sack
S.Hartman	16-26-0	330	3	76	0
S.Angeli	1-2-0	12	0	12	0

Receiving	No.	Yards	TD	Long	Tgt	YAC
J.Thomas	4	63	0	39	6	5
R.Flores Jr.	3	60	0	42	6	34
C.Tyree	2	88	1	76	2	44
T.Merriweather	2	81	1	75	3	45

Punting	No.	Yds	Avg	Long	In20	TB
B.McFerson	2	98	49	55	1	0

Punt Returns	No.	Yards	TD	Long
C.Tyree	2	9	0	11

Kick Returns	No.	Yards	TD	Long
D.Ford	1	20	0	20

Tackles	UA-A	Total	Sacks	TFL
J.Kiser	6-4	10	1	1
X.Watts	2-3	5	0	0
R.Mills	5-0	5	0	0

Qtr	Time	Scoring Play	V-H
1st	10:52	UND - T.Merriweather 75 yd TD PASS from S.Hartman (PAT KICK by S.Shrader GOOD) 4-91 2:03	0-7
1st	07:22	CMU - M.Bailey 6 yd TD RUSH (PAT KICK by T.Mattson GOOD) 6-65 3:30	7-7
1st	02:13	UND - A.Estime 17 yd TD RUSH (PAT KICK by S.Shrader GOOD) 11-75 5:09	7-14
2nd	14:17	UND - C.Tyree 76 yd TD PASS from S.Hartman (PAT KICK by S.Shrader GOOD) 3-87 1:18	7-21
2nd	00:17	CMU - J.Bauer 1 yd TD RUSH (PAT KICK by T.Mattson GOOD) 9-83 3:58	14-21
3rd	11:36	UND - S.Hartman 1 yd TD RUSH (PAT KICK by S.Shrader GOOD) 7-74 3:19	14-28
3rd	01:59	CMU - T.Mattson 23 yd FG 12-50 5:37	17-28
3rd	00:30	UND - S.Shrader 50 yd FG 5-43 1:29	17-31
4th	10:07	UND - S.Shrader 31 yd FG 10-47 3:54	17-34
4th	05:45	UND - H.Staes 4 yd TD PASS from S.Hartman (PAT KICK by S.Shrader GOOD) 6-82 2:51	17-41

**GAME RECAP**

The University of Notre Dame football team out-scored Central Michigan 20-3 in the second half to secure its fourth victory of the season, 41-17, on a partly cloudy day at sold-out Notre Dame Stadium (77,622).

The Irish have now scored over 40 points in a program-best five consecutive games dating back to the 2022 Gator Bowl victory over South Carolina to cap last season. The 182 points scored in Notre Dame's first four games this season are the fourth-most in the history of the program.

Sam Hartman led the Irish offensive attack through the air with 330 yards passing and notching his first career 300-yard performance in a Notre Dame uniform. He threw three touchdowns, including a 75-yard strike to Tobias Merriweather and a 76-yard toss to Chris Tyree. He also rushed for a touchdown.

Audric Estimé paced the overall Notre Dame rushing attack with a career-best 176 yards on 20 carries with one touchdown.

Jack Kiser, starting in place of an injured JD Bertrand at linebacker, led the team with a career-best 10 tackles.

**Quickie Stats**  
**Ohio St. vs. Notre Dame (Final)**  
**09/23/2023 at Notre Dame, Indiana**



	OSU	UND
Score	17	14
<b>FIRST DOWNS</b>	19	22
<b>RUSHES-YARDS (NET)</b>	27-126	39-176
<b>PASSING-YARDS (NET)</b>	240	175
Passes Att-Comp-Int	38-21-0	25-17-0
<b>TOTAL OFFENSE PLAYS-YARDS</b>	65-366	64-351
Fumble Returns-Yards	0-0	0-0
Punt Returns-Yards	1-8	0-0
Kickoff Returns-Yards	1-32	0-0
Interception Returns-Yards	0-0	0-0
Punts (Number-Avg)	3-38.3	3-46.0
Fumbles-Lost	0-0	0-0
Penalties-Yards	5-35	4-50
Possession Time	25:01	34:59
Third-Down Conversions	10-17	5-10
Fourth-Down Conversions	1-3	0-2
Red-Zone Scores-Chances	2-4	2-3

**Ohio St.**

Rushing	No.	Gain	Loss	Net	TD	Lg	Avg
T.Henderson	14	104	0	104	1	61	7.4
D.Trayanum	6	13	0	13	1	4	2.2
E.Egbuka	2	9	0	9	0	9	4.5

Passing	C-A-I	Yds	TD	Long	Sack
TEAM	0-1-0	0	0	0	0
K.McCord	21-37-0	240	0	40	1

Receiving	No.	Yards	TD	Long	Tgt	YAC
E.Egbuka	7	96	0	23	11	18
C.Stover	7	52	0	14	11	21
M.Harrison Jr.	3	32	0	19	7	3
J.Fleming	2	8	0	7	3	4

Punting	No.	Yds	Avg	Long	In20	TB
J.Mirco	3	115	38.3	42	2	0

Punt Returns	No.	Yards	TD	Long
E.Egbuka	1	8	0	8

Kick Returns	No.	Yards	TD	Long
X.Johnson	1	32	0	32

Tackles	UA-A	Total	Sacks	TFL
L.Ransom	7-6	13	0	0
J.Proctor	5-2	7	0	0
D.Igbinosun	2-4	6	0	0.5

**Notre Dame**

Rushing	No.	Gain	Loss	Net	TD	Lg	Avg
A.Estime	14	71	1	70	0	22	5
J.Love	8	57	0	57	0	16	7.1
J.Price	3	22	0	22	0	18	7.3

Passing	C-A-I	Yds	TD	Long	Sack
S.Hartman	17-25-0	175	1	28	0

Receiving	No.	Yards	TD	Long	Tgt	YAC
M.Evans	7	75	0	25	7	17
R.Flores Jr.	3	20	1	12	5	3
J.Greathouse	2	40	0	28	3	25
G.Payne	2	6	0	5	2	13

Punting	No.	Yds	Avg	Long	In20	TB
B.McFerson	2	92	46	46	0	0

Punt Returns	No.	Yards	TD	Long
--------------	-----	-------	----	------

Kick Returns	No.	Yards	TD	Long
--------------	-----	-------	----	------

Tackles	UA-A	Total	Sacks	TFL
J.Jean-Baptiste	3-5	8	0	0
J.Bertrand	4-4	8	0	1
H.Cross III	4-2	6	0	0

Qtr	Time	Scoring Play	V-H
2nd	00:26	OSU - J.Fielding 31 yd FG 12-66 3:20	3-0
3rd	11:14	OSU - T.Henderson 61 yd TD RUSH (PAT KICK by J.Fielding GOOD) 1-61 0:11	10-0
3rd	03:35	UND - G.Payne 1 yd TD RUSH (PAT KICK by S.Shrader GOOD) 13-75 7:39	10-7
4th	08:22	UND - R.Flores Jr. 2 yd TD PASS from S.Hartman (PAT KICK by S.Shrader GOOD) 11-96 6:28	10-14
4th	00:01	OSU - D.Trayanum 1 yd TD RUSH (PAT KICK by J.Fielding GOOD) 15-65 1:25	17-14

**GAME RECAP**

The University of Notre Dame football team (4-1) lost its first game of the year 17-14 to No. 6 Ohio State (4-0) by a single inch, with the Buckeyes powering in a one-yard run that barely touched the end zone with one second remaining in a hard-fought battle.

The Irish took their first lead of the game 14-10 on a Sam Hartman two-yard touchdown pass to Rico Flores Jr. with 8:22 left in the game. A clutch fourth-down stop by the Irish at their own 11-yard line gave the offense the ball back, but Ohio State forced a Notre Dame punt with 1:26 remaining.

The Buckeyes then drove 65 yards in 15 plays earning the winning score with a one-yard touchdown run.

Hartman finished the game 17 of 25 passing for 175 yards and a touchdown. Audric Estimé led the rushing attack with 70 yards while Mitchell Evans led all Irish receivers with a career-best seven catches for 75 yards. On the defensive side, Javonte Jean-Baptiste and JD Bertrand led the effort with eight tackles, respectively.

**Quickie Stats**  
**#11 Notre Dame vs. #17 Duke (Final)**  
**09/30/2023 at Durham, North Carolina**



	ND	DU
Score	21	14
<b>FIRST DOWNS</b>	16	17
<b>RUSHES-YARDS (NET)</b>	32-159	40-189
<b>PASSING-YARDS (NET)</b>	222	134
Passes Att-Comp-Int	31-15-0	27-12-1
<b>TOTAL OFFENSE PLAYS-YARDS</b>	63-381	67-323
Fumble Returns-Yards	1-0	0-0
Punt Returns-Yards	2-4	1-7
Kickoff Returns-Yards	3-55	2-44
Interception Returns-Yards	1-12	0-0
Punts (Number-Avg)	6-38.8	6-37.8
Fumbles-Lost	1-0	2-1
Penalties-Yards	12-70	2-28
Possession Time	28:15	31:45
Third-Down Conversions	3-15	6-15
Fourth-Down Conversions	3-3	1-1
Red-Zone Scores-Chances	2-3	2-4

**Notre Dame**

<b>Rushing</b>	No.	Gain	Loss	Net	TD	Lg	Avg
A.Estime	18	83	2	81	2	30	4.5
J.Love	5	44	0	44	0	34	8.8
S.Hartman	6	30	7	23	0	17	3.8

<b>Passing</b>	C-A-I	Yds	TD	Long	Sack
TEAM	0-1-0	0	0	0	0
S.Hartman	15-30-0	222	0	36	2

<b>Receiving</b>	No.	Yards	TD	Long	Tgt	YAC
M.Evans	6	134	0	36	8	65
A.Estime	3	16	0	13	3	15
C.Tyree	2	28	0	22	3	15
R.Flores Jr.	2	28	0	24	7	6

<b>Punting</b>	No.	Yds	Avg	Long	In20	TB
B.McFerson	6	233	38.8	57	2	1

<b>Punt Returns</b>	No.	Yards	TD	Long
C.Tyree	2	4	0	7

<b>Kick Returns</b>	No.	Yards	TD	Long
J.Love	2	42	0	21
D.Ford	1	13	0	13

<b>Tackles</b>	UA-A	Total	Sacks	TFL
H.Cross III	3-10	13	1	3.5
J.Bertrand	3-8	11	0	0
X.Watts	2-6	8	0	0.5

**Duke**

<b>Rushing</b>	No.	Gain	Loss	Net	TD	Lg	Avg
R.Leonard	18	105	17	88	0	33	4.9
J.Moore	7	52	1	51	0	34	7.3
J.Waters	13	49	4	45	1	13	3.5

<b>Passing</b>	C-A-I	Yds	TD	Long	Sack
R.Leonard	12-27-1	134	1	27	2

<b>Receiving</b>	No.	Yards	TD	Long	Tgt	YAC
J.Moore	4	67	1	27	7	30
J.Calhoun	3	41	0	21	9	27
S.Hagans	3	24	0	12	4	2
J.Moore	1	5	0	5	7	3

<b>Punting</b>	No.	Yds	Avg	Long	In20	TB
R.Leonard	1	28	28	28	1	0
P.Wilson	5	199	39.8	53	2	0

<b>Punt Returns</b>	No.	Yards	TD	Long
J.Stinson	1	7	0	7

<b>Kick Returns</b>	No.	Yards	TD	Long
T.Moore	2	44	0	26

<b>Tackles</b>	UA-A	Total	Sacks	TFL
T.Freeman	5-8	13	0.5	1
J.Lewis	3-7	10	0	0
D.Mausi	0-7	7	0	0

Qtr	Time	Scoring Play	V-H
1st	11:00	ND - A.Estime 6 yd TD RUSH (PAT KICK by S.Shrader GOOD) 8-82 3:57	7-0
2nd	14:56	ND - S.Shrader 35 yd FG 4--4 1:33	10-0
3rd	09:17	ND - S.Shrader 45 yd FG 10-43 4:45	13-0
3rd	03:36	DU - J.Waters 1 yd TD RUSH (PAT KICK by T.Pelino GOOD) 11-75 5:41	13-7
4th	09:17	DU - J.Moore 3 yd TD PASS from R.Leonard (PAT KICK by T.Pelino GOOD) 8-80 4:27	13-14
4th	00:31	ND - A.Estime 30 yd TD RUSH (PAT PASS caught by R.Flores Jr. GOOD) 10-95 2:04	21-14

**GAME RECAP**

The University of Notre Dame football team took over on it's own five-yard line trailing Duke by a score 14-13 with 2:35 left in regulation and needing to come away with a victory. The Irish put together a 10-play, 95-yard drive that was capped off by a 30-yard touchdown run from Audric Estime with just 31 seconds left in the game to deliver Notre Dame the 21-14 victory at Wallace Wade Stadium on Saturday evening.

The defining play on the drive was a 17-yard scramble from quarterback Sam Hartman on 4th-and-16 to put the ball on Duke's 30-yard line, setting up the game-winning touchdown from Estime.

The defense then stood tall one more time, this time via a strip sack from Howard Cross III, which was recovered by Marist Liufau to put an exclamation mark on the victory.

**Quickie Stats**  
**#10 Notre Dame vs. #25 Louisville (Final)**  
**10/7/2023 at Louisville, Kentucky**



	ND	LOU
Score	20	33
<b>FIRST DOWNS</b>	17	17
<b>RUSHES-YARDS (NET)</b>	28-44	40-185
<b>PASSING-YARDS (NET)</b>	254	145
Passes Att-Comp-Int	38-22-3	24-17-0
<b>TOTAL OFFENSE PLAYS-YARDS</b>	66-298	64-330
Fumble Returns-Yards	1-0	2-0
Punt Returns-Yards	0-0	3-21
Kickoff Returns-Yards	3-72	0-0
Interception Returns-Yards	0-0	3-38
Punts (Number-Avg)	4-42.5	4-44.8
Fumbles-Lost	2-2	2-1
Penalties-Yards	3-35	6-34
Possession Time	28:36	31:24
Third-Down Conversions	3-13	5-13
Fourth-Down Conversions	0-2	0-0
Red-Zone Scores-Chances	1-1	3-3

**#10 Notre Dame**

Rushing	No.	Gain	Loss	Net	TD	Lg	Avg
J.Love	5	37	0	37	0	13	7.4
A.Estime	10	26	6	20	0	6	2
J.Price	1	2	0	2	0	2	2

Passing	C-A-I	Yds	TD	Long	Sack
S.Hartman	22-38-3	254	2	36	5

Receiving	No.	Yards	TD	Long	Tgt	YAC
M.Evans	4	71	1	26	8	18
C.Tyree	3	24	0	13	5	17
R.Flores Jr.	3	13	0	10	6	6
J.Faison	2	48	1	36	2	8

Punting	No.	Yds	Avg	Long	In20	TB
B.McFerson	4	170	42.5	47	0	0

Punt Returns	No.	Yards	TD	Long

Kick Returns	No.	Yards	TD	Long
J.Price	2	57	0	37
D.Ford	1	15	0	15

Tackles	UA-A	Total	Sacks	TFL
D.Brown	2-7	9	0	0
J.Bertrand	5-4	9	1	1.5
H.Cross III	2-5	7	0	1.5

Qtr	Time	Scoring Play	V-H
1st	06:05	LOU - J.Thrash 9 yd TD PASS from J.Plummer (PAT KICK by B.Travelstead GOOD) 12-70 7:06	0-7
2nd	06:58	ND - J.Faison 36 yd TD PASS from S.Hartman (PAT KICK by S.Shrader GOOD) 11-88 5:45	7-7
3rd	13:18	ND - S.Shrader 53 yd FG 4-4 1:35	10-7
3rd	08:24	LOU - B.Travelstead 44 yd FG 9-48 4:54	10-10
3rd	05:45	LOU - J.Jordan 45 yd TD RUSH (PAT KICK by B.Travelstead GOOD) 2-64 0:43	10-17
3rd	01:06	ND - S.Shrader 54 yd FG 7-27 4:39	13-17
4th	11:12	LOU - J.Jordan 21 yd TD RUSH (PAT KICK by B.Travelstead GOOD) 11-75 4:54	13-24
4th	07:31	LOU - B.Travelstead 45 yd FG 4-7 2:18	13-27
4th	05:02	LOU - B.Travelstead 32 yd FG 4--4 2:18	13-30
4th	03:12	LOU - B.Travelstead 35 yd FG 4-8 0:22	13-33
4th	01:35	ND - M.Evans 6 yd TD PASS from S.Hartman (PAT KICK by S.Shrader GOOD) 7-75 1:37	20-33

**#25 Louisville**

Rushing	No.	Gain	Loss	Net	TD	Lg	Avg
J.Jordan	21	147	4	143	2	45	6.8
I.Guerendo	8	27	0	27	0	8	3.4
A.Huggins-Bruce	1	19	0	19	0	19	19

Passing	C-A-I	Yds	TD	Long	Sack
J.Plummer	17-24-0	145	1	18	2

Receiving	No.	Yards	TD	Long	Tgt	YAC
J.Thrash	8	75	1	14	9	37
J.Jordan	2	9	0	6	2	12
J.Gatewood	1	18	0	18	1	3
A.Huggins-Bruce	1	16	0	16	2	4

Punting	No.	Yds	Avg	Long	In20	TB
B.Travelstead	4	179	44.8	53	1	1

Punt Returns	No.	Yards	TD	Long
K.Coleman Jr.	3	21	0	12

Kick Returns	No.	Yards	TD	Long

Tackles	UA-A	Total	Sacks	TFL
T.Quinn	4-6	10	0	0.5
D.Neal	2-6	8	0	0.5
B.Perry	2-4	6	0	0.5

**GAME RECAP**

The University of Notre Dame football team lost its second game of the season 33-20 at No. 25/25 Louisville in front of a L&N Stadium record-crowd (59,081) Saturday night. The Cardinals took control of the game in the third quarter, scoring via two long run plays and eventually piling up 26 points in the second half. Louisville also shut down the Notre Dame run game by holding the Irish to just 44 rushing yards on 28 attempts.

Sam Hartman finished 22-of-38 passing for 254 yards, two touchdowns and his first three interceptions of the season. Spencer Shrader kicked two 50-yard field goals in the contest and became the first Notre Dame kicker to accomplish that feat in the same game.

Mitchell Evans led the Irish in receiving once again with four catches for 71 yards and a touchdown. Freshman wide receiver Jordan Faison saw his first career action and finished the game with two catches for 48 yards and a touchdown.



**Quickie Stats**  
**Southern Cal vs. Notre Dame (Final)**  
**10/14/2023 at Notre Dame, Indiana**



	USC	UND
Score	20	48
<b>FIRST DOWNS</b>	23	13
<b>RUSHES-YARDS (NET)</b>	37-103	29-125
<b>PASSING-YARDS (NET)</b>	199	126
Passes Att-Comp-Int	37-23-3	20-13-0
<b>TOTAL OFFENSE PLAYS-YARDS</b>	74-302	49-251
Fumble Returns-Yards	0-0	2-15
Punt Returns-Yards	4-86	1-2
Kickoff Returns-Yards	3-46	4-168
Interception Returns-Yards	0-0	3-61
Punts (Number-Avg)	3-50.0	3-45.8
Fumbles-Lost	3-2	0-0
Penalties-Yards	9-75	5-53
Possession Time	34:49	25:11
Third-Down Conversions	6-13	3-10
Fourth-Down Conversions	1-3	0-0
Red-Zone Scores-Chances	2-2	5-5

**Southern Cal**

Rushing	No.	Gain	Loss	Net	TD	Lg	Avg
M.Lloyd	8	50	4	46	1	31	5.8
A.Jones	11	31	4	27	0	7	2.5
Z.Branch	2	17	0	17	0	17	8.5

Passing	C-A-I	Yds	TD	Long	Sack
C.Williams	23-37-3	199	1	21	6

Receiving	No.	Yards	TD	Long	Tgt	YAC
M.Jackson III	6	51	0	12	6	41
M.Williams	5	28	0	20	6	13
T.Washington	4	41	0	14	7	15
D.Singer	2	22	0	11	3	7

Punting	No.	Yds	Avg	Long	In20	TB
E.Czaplicki	3	150	50	54	2	0

Punt Returns	No.	Yards	TD	Long
Z.Branch	4	86	0	60

Kick Returns	No.	Yards	TD	Long
Z.Branch	3	46	0	17

Tackles	UA-A	Total	Sacks	TFL
T.Curtis	6-2	8	0	1
C.Bullock	4-2	6	0	0
M.Cobb	2-3	5	0	0

**Notre Dame**

Rushing	No.	Gain	Loss	Net	TD	Lg	Avg
A.Estime	22	95	0	95	2	14	4.3
J.Faison	1	16	0	16	0	16	16
S.Hartman	1	12	0	12	0	12	12

Passing	C-A-I	Yds	TD	Long	Sack
S.Hartman	13-20-0	126	2	46	0

Receiving	No.	Yards	TD	Long	Tgt	YAC
C.Tyree	2	62	1	46	3	31
M.Evans	2	13	0	8	4	8
H.Staes	2	10	0	7	3	-2
J.Faison	2	8	0	7	3	3

Punting	No.	Yds	Avg	Long	In20	TB
B.McFerson	5	229	45.8	51	0	0

Punt Returns	No.	Yards	TD	Long
C.Tyree	1	2	0	2

Kick Returns	No.	Yards	TD	Long
J.Price	1	99	1	99
D.Ford	3	69	0	28

Tackles	UA-A	Total	Sacks	TFL
J.Bertrand	6-5	11	0.5	1.5
X.Watts	6-1	7	0	0
J.Kiser	5-0	5	0	0

Qtr	Time	Scoring Play	V-H
1st	11:30	UND - G.Payne 4 yd TD PASS from S.Hartman (PAT KICK by S.Shrader GOOD) 3-12 1:23	0-7
1st	01:13	USC - D.Lynch 25 yd FG 10-59 5:25	3-7
2nd	12:19	UND - S.Shrader 36 yd FG 8-46 3:48	3-10
2nd	04:14	UND - A.Estime 2 yd TD RUSH (PAT KICK by S.Shrader GOOD) 1-2 0:03	3-17
2nd	01:30	UND - A.Estime 1 yd TD RUSH (PAT KICK by S.Shrader GOOD) 5-50 2:05	3-24
2nd	00:00	USC - D.Lynch 48 yd FG 8-44 1:30	6-24
3rd	07:20	USC - M.Lloyd 31 yd TD RUSH (PAT KICK by D.Lynch GOOD) 6-57 3:33	13-24
3rd	03:54	UND - C.Tyree 46 yd TD PASS from S.Hartman (PAT KICK by S.Shrader GOOD) 6-68 3:20	13-31
4th	09:04	USC - B.Rice 7 yd TD PASS from C.Williams (PAT KICK by D.Lynch GOOD) 5-18 2:09	20-31
4th	08:50	UND - J.Price 99 yd TD KICKOFF RETURN (PAT KICK by S.Shrader GOOD)	20-38
4th	03:40	UND - S.Shrader 23 yd FG 4-9 1:09	20-41
4th	03:27	UND - X.Watts 15 yd TD FUMB RETURN (PAT KICK by S.Shrader GOOD)	20-48

**GAME RECAP**

The 21st-ranked University Notre Dame football team knocked off No. 10 Southern Cal 48-20 in a sold-out Notre Dame Stadium (77,622) on a blustery and cool Saturday evening. The Irish defense led the way, intercepting reigning Heisman Trophy winning SC quarterback Caleb Williams three times (the most of his career) and putting him on the ground via sack six times.

Junior safety Xavier Watts led the way for the big play Irish defense, intercepting two passes returning a fumble for a touchdown and forcing a fumble. Notre Dame's defense forced five turnovers in the game which led directly to 21 points.

Notre Dame's balanced offense (126 pass yards, 125 rush yards) protected the ball and calmly took advantage of the SC miscues. Sam Hartman finished 13-of-20 passing for 126 yards and two touchdowns. Audric Estimé led the rushing attack with 22 carries for 95 yards and two scores.

**Quickie Stats**  
**Pittsburgh vs. Notre Dame (Final)**  
**10/28/2023 at Notre Dame, Indiana**



	PIT	UND
Score	7	58
<b>FIRST DOWNS</b>	12	24
<b>RUSHES-YARDS (NET)</b>	19-53	33-155
<b>PASSING-YARDS (NET)</b>	202	380
Passes Att-Comp-Int	32-16-4	32-24-2
<b>TOTAL OFFENSE PLAYS-YARDS</b>	51-255	65-535
Fumble Returns-Yards	0-0	1-0
Punt Returns-Yards	1--6	2-102
Kickoff Returns-Yards	3-47	1-37
Interception Returns-Yards	2-22	4-74
Punts (Number-Avg)	7-41.3	7-38.0
Fumbles-Lost	1-1	0-0
Penalties-Yards	5-50	6-75
Possession Time	24:29	35:31
Third-Down Conversions	1-10	4-8
Fourth-Down Conversions	0-0	1-2
Red-Zone Scores-Chances	0-0	6-7

**Pittsburgh**

Rushing	No.	Gain	Loss	Net	TD	Lg	Avg
R.Hammond Jr.	6	31	0	31	0	12	5.2
C.Flemister	8	26	2	24	0	11	3
K.Johnson	2	12	0	12	0	8	6

Passing	C-A-I	Yds	TD	Long	Sack
C.Veilleux	14-29-4	127	0	34	2
N.Yarnell	2-3-0	75	1	50	0

Receiving	No.	Yards	TD	Long	Tgt	YAC
D.Reynolds	6	31	0	10	10	2
B.Means	3	63	0	34	7	15
K.Mumpfield	3	52	1	25	7	9
K.Johnson	1	50	0	50	4	17

Punting	No.	Yds	Avg	Long	In20	TB
C.Junko	7	289	41.3	54	2	1

Punt Returns	No.	Yards	TD	Long
M.Devonshire	1	-6	1	0

Kick Returns	No.	Yards	TD	Long
K.Johnson	2	31	0	20
C.Nwabuko	1	16	0	16

Tackles	UA-A	Total	Sacks	TFL
D.McMillon	5-3	8	0	0.5
J.McIntyre	4-1	5	0	0
N.Temple	1-3	4	0	0.5

**Notre Dame**

Rushing	No.	Gain	Loss	Net	TD	Lg	Avg
A.Estime	19	117	3	114	3	33	6
J.Price	6	37	2	35	1	23	5.8
J.Love	3	10	0	10	0	4	3.3

Passing	C-A-I	Yds	TD	Long	Sack
S.Hartman	18-25-2	288	0	60	1
S.Angeli	6-7-0	92	1	33	0

Receiving	No.	Yards	TD	Long	Tgt	YAC
M.Evans	5	66	0	22	6	36
C.Tyree	3	62	0	47	3	10
R.Flores Jr.	2	72	0	60	3	47
T.Merriweather	2	50	0	42	2	7

Punting	No.	Yds	Avg	Long	In20	TB
B.McFerson	2	76	38	41	2	0

Punt Returns	No.	Yards	TD	Long
C.Tyree	1	82	1	82
J.Faison	1	20	0	20

Kick Returns	No.	Yards	TD	Long
J.Price	1	37	0	37

Tackles	UA-A	Total	Sacks	TFL
T.Harper	3-2	5	0	2
J.Bertrand	4-1	5	0	0
X.Watts	3-0	3	0	1

Qtr	Time	Scoring Play	V-H
1st	07:18	UND - C.Tyree 82 yd TD PUNT RETURN (PAT KICK by S.Shrader GOOD)	0-7
2nd	10:07	UND - A.Estime 15 yd TD RUSH (PAT KICK by S.Shrader GOOD) 4-63 1:35	0-14
2nd	00:00	UND - S.Shrader 23 yd FG 4-25 1:31	0-17
3rd	11:07	UND - J.Price 10 yd TD RUSH (PAT KICK by S.Shrader GOOD) 3-80 1:33	0-24
3rd	10:12	UND - J.Mickey 43 yd TD INT RETURN (PAT KICK by S.Shrader GOOD)	0-31
3rd	08:21	UND - R.Henderson 0 yd TD FUMB RETURN (PAT KICK by S.Shrader FAILED) 3-3 0:59	0-37
3rd	02:21	UND - A.Estime 3 yd TD RUSH (PAT KICK by S.Shrader GOOD) 7-45 4:07	0-44
4th	09:47	UND - A.Estime 5 yd TD RUSH (PAT KICK by S.Shrader GOOD) 8-84 5:06	0-51
4th	08:18	PIT - K.Mumpfield 25 yd TD PASS from N.Yarnell (PAT KICK by B.Sauls GOOD) 3-75 1:29	7-51
4th	03:41	UND - C.Flanagan 19 yd TD PASS from S.Angeli (PAT KICK by Z.Yoakam GOOD) 8-63 4:30	7-58

**GAME RECAP**

The University of Notre Dame football team (7-2) won its second consecutive game at sold out Notre Dame Stadium (77,622) with a 58-7 thumping of Pittsburgh (2-5). The Irish defense was suffocating yet again, holding the Panthers to just 255 total yards, 53 rush yards and just one single touchdown.

Notre Dame, for the second straight game, scored in all three phases of football to claim the victory. Chris Tyree lit up the scoreboard first with an 82-yard punt return for a touchdown. Audric Estimé scored three rushing touchdowns and finished the game with 114 yards. Sam Hartman (to start) and Steve Angeli (in relief) connected with 12 different receivers for 380 passing yards and one touchdown.

The third phase to score was the Irish defense, which intercepted three passes in the game with one returned by sophomore Jaden Mickey for a 43-yard touchdown. Mickey combined with Xavier Watts (two interceptions) and freshman Christian Gray to intercept Pitt four times.

Mickey's big play was part of a 27-point third quarter for Notre Dame, which also recovered a muffed punt in the end zone for a touchdown.

**Quickie Stats**  
**Notre Dame vs. Clemson (Final)**  
**11/04/2023 at Clemson, South Carolina**



	UND	CLE
Score	23	31
<b>FIRST DOWNS</b>	13	19
<b>RUSHES-YARDS (NET)</b>	31-183	43-176
<b>PASSING-YARDS (NET)</b>	146	109
Passes Att-Comp-Int	30-13-2	26-13-1
<b>TOTAL OFFENSE PLAYS-YARDS</b>	61-329	69-285
Fumble Returns-Yards	1-0	1-0
Punt Returns-Yards	2-0	6-57
Kickoff Returns-Yards	1-26	1-15
Interception Returns-Yards	1-33	2-43
Punts (Number-Avg)	6-50.2	6-43.1
Fumbles-Lost	1-1	3-1
Penalties-Yards	5-40	0-0
Possession Time	28:12	31:48
Third-Down Conversions	3-13	5-15
Fourth-Down Conversions	0-1	0-1
Red-Zone Scores-Chances	3-3	3-3

**Notre Dame**

<b>Rushing</b>	No.	Gain	Loss	Net	TD	Lg	Avg
Estime,Audric	17	91	4	87	1	25	5.1
Hartman,Sam	7	81	13	68	1	38	9.7
Love,Jeremiyah	3	11	0	11	0	6	3.7

<b>Passing</b>	C-A-I	Yds	TD	Long	Sack
Hartman,Sam	13-30-2	146	0	35	2

<b>Receiving</b>	No.	Yards	TD	Long	Tgt
Estime,Audric	4	33	0	22	6
Tyree,Chris	4	29	0	21	7
Faison,Jordan	2	32	0	20	4
Flores Jr.,Rico	1	35	0	35	1

<b>Punting</b>	No.	Yds	Avg	Long	In20	TB
McFerson ,Bryce	6	301	50.2	56	0	0

<b>Punt Returns</b>	No.	Yards	TD	Long
Tyree,Chris	2	0	0	0

<b>Kick Returns</b>	No.	Yards	TD	Long
Price,Jadarian	1	26	0	26

<b>Tackles</b>	UA-A	Total	Sacks	TFL
Kiser,Jack	7-2	9	0	0
Mills,Rylie	5-3	8	0	1
Cross III,Howard	4-3	7	0	0

**Clemson**

<b>Rushing</b>	No.	Gain	Loss	Net	TD	Lg	Avg
Mafah,Phil	36	195	9	186	2	41	5.2
Thomas,Domonique	3	16	0	16	0	10	5.3
Klubnik,Cade	3	2	13	-11	0	2	-3.7

<b>Passing</b>	C-A-I	Yds	TD	Long	Sack
Klubnik,Cade	13-26-1	109	1	18	1

<b>Receiving</b>	No.	Yards	TD	Long	Tgt
Collins,Beaux	3	37	0	17	5
Stellato,Troy	3	27	0	14	6
Briningstool,Jake	2	13	0	11	4
Randall,Adam	2	1	0	4	4

<b>Punting</b>	No.	Yds	Avg	Long	In20	TB
Klubnik,Cade	1	37	37	37	1	0
Swanson,Aidan	6	265	44.2	57	5	0

<b>Punt Returns</b>	No.	Yards	TD	Long
Greene,Hamp	6	57	0	16

<b>Kick Returns</b>	No.	Yards	TD	Long
Randall,Adam	1	15	0	15

<b>Tackles</b>	UA-A	Total	Sacks	TFL
Trotter Jr.,Jeremiah	7-4	11	2	2.5
Carter,Barrett	4-3	7	0	0.5
Mukuba,Andrew	4-2	6	0	1.5

Qtr	Time	Scoring Play	V-H
1st	10:36	UND - Shrader,Spencer 43 yd FG 7-50 04:24	3-0
1st	06:57	CLE - Mafah,Phil 41 yd TD RUSH (PAT Kick by Weitz,Jonathan GOOD) 1-41 00:07	3-7
1st	02:08	CLE - Weitz,Jonathan 21 yd FG 7-18 02:26	3-10
2nd	13:34	UND - Shrader,Spencer 30 yd FG 8-63 03:34	6-10
2nd	09:11	CLE - Brown,Tyler 9 yd TD PASS from Klubnik,Cade (PAT Kick by Weitz,Jonathan GOOD) 9-75 04:23	6-17
2nd	08:33	CLE - Trotter Jr.,Jeremiah 28 yd TD INT RETURN (PAT Kick by Weitz,Jonathan GOOD)	6-24
2nd	01:32	UND - Shrader,Spencer 23 yd FG 12-60 07:01	9-24
3rd	13:57	UND - Estime,Audric 2 yd TD RUSH (PAT Kick by Shrader,Spencer GOOD) 1-2 00:04	16-24
3rd	08:08	CLE - Mafah,Phil 1 yd TD RUSH (PAT Kick by Weitz,Jonathan GOOD) 11-75 05:49	16-31
3rd	06:05	UND - Hartman,Sam 26 yd TD RUSH (PAT Kick by Shrader,Spencer GOOD) 4-74 01:56	23-31

**GAME RECAP**

The No. 12/12 University of Notre Dame football team's (7-3) second-half rally fell short on Saturday afternoon inside Memorial Stadium, falling to Clemson (5-4) by the score of 31-23. The Irish rallied down 24-9 at the half to cut it to one possession to start the fourth, but the Tigers special teams won the battle of field position, pinning the Notre Dame offense within its own 10-yard line on three occasions.

Notre Dame won the turnover battle 3-2 and produced more total yards, 329 to Clemson's 285, but ultimately struggled to find a rhythm offensively. Sam Hartman finished 13-of-30 for 146 yards with one touchdown and two interceptions, while also picking up 68 rushing yards on seven carries. Audric Estime was Notre Dame's leading rusher and receiver on the day with 120 all-purpose yards, including one rushing touchdown.

Junior safety Xavier Watts continued his hot stretch of the season with his third straight game with an interception (five interceptions in that span) and nation-leading seventh overall. Watts also finished with three tackles.

Defensive lineman Rylie Mills notched eight total tackles and a key fumble recovery. Linebacker Jack Kiser led the defensive unit with nine total tackles on Saturday.



**2023-24 Notre Dame Football  
Combined Team Statistics  
All games**

**Team Results**

Date	Opponent	Score	Att.
08/26/2023	vs Navy	W 42-3	49000
09/02/2023	Tennessee St.	W 56-3	77622
09/09/2023	at NC State	W 45-24	56919
09/16/2023	Central Mich.	W 41-17	77622
09/23/2023	Ohio St.	L 14-17	77622
09/30/2023	at Duke	W 21-14	40768
10/07/2023	at Louisville	L 20-33	59081
10/14/2023	Southern California	W 48-20	77622
10/28/2023	Pittsburgh	W 58-7	77622
11/04/2023	at Clemson	L 23-31	81500

**Game Records**

Record	Overall	Home	Away	Neutral
ALL GAMES	7-3	4-1	2-2	1-0
CONFERENCE	0-0	0-0	0-0	0-0
NON-CONFERENCE	7-3	4-1	2-2	1-0

**Rushing**

Player	gp	att	gain	loss	net	avg	td	lg	avg/g
Audric Estime	10	163	1011	23	988	6.1	13	80	98.8
Jeremiyah Love	10	45	290	6	284	6.3	1	36	28.4
Jadarian Price	10	28	150	10	140	5.0	2	23	14.0
Gi'Bran Payne	10	31	115	4	111	3.6	1	12	11.1
Sam Hartman	10	41	189	113	76	1.9	3	38	7.6
Jordan Faison	4	2	22	0	22	11.0	0	16	5.5
Devyn Ford	8	4	14	0	14	3.5	0	5	1.8
Skip Velotta	6	2	14	0	14	7.0	0	9	2.3
Jayden Thomas	8	1	10	0	10	10.0	0	10	1.3
Chase Ketterer	7	1	3	0	3	3.0	0	3	0.4
Sam Assaf	2	2	3	0	3	1.5	0	2	1.5
Jaden Greathouse	9	1	3	0	3	3.0	0	3	0.3
Mitchell Evans	8	1	2	0	2	2.0	0	2	0.3
Chris Tyree	10	2	3	2	1	0.5	0	3	0.1
Team	10	7	0	11	-11	-1.6	0	0	-1.1
<b>Total</b>	<b>10</b>	<b>331</b>	<b>1829</b>	<b>169</b>	<b>1660</b>	<b>5.0</b>	<b>20</b>	<b>80</b>	<b>166.0</b>
<b>Opponents</b>	<b>10</b>	<b>354</b>	<b>1516</b>	<b>248</b>	<b>1268</b>	<b>3.6</b>	<b>11</b>	<b>61</b>	<b>126.8</b>

**Passing**

Player	gp	effic	comp-att-int	pct	yds	td	lg	avg/g
Sam Hartman	10	154.4	162-258-7	62.8	2272	18	76	227.2
Steve Angeli	5	217.7	16-21-0	76.2	236	3	42	47.2
Kenny Minchey	2	150.4	2-2-0	100.0	12	0	8	6.0
Team	10	0.0	0-2-0	0.0	0	0	0	0.0
<b>Total</b>	<b>10</b>	<b>157.9</b>	<b>180-283-7</b>	<b>63.6</b>	<b>2520</b>	<b>21</b>	<b>76</b>	<b>252.0</b>
<b>Opponents</b>	<b>10</b>	<b>95.8</b>	<b>145-281-14</b>	<b>51.6</b>	<b>1536</b>	<b>7</b>	<b>50</b>	<b>153.6</b>

**Receiving**

Player	gp	no.	yds	avg	td	lg	avg/g
Mitchell Evans	8	29	422	14.6	1	36	52.8
Chris Tyree	10	23	446	19.4	3	76	44.6
Rico Flores Jr.	10	18	285	15.8	1	60	28.5
Audric Estime	10	17	142	8.4	0	22	14.2
Jayden Thomas	8	17	251	14.8	1	39	31.4
Holden Staes	10	13	170	13.1	4	40	17.0
Jaden Greathouse	9	12	166	13.8	3	35	18.4
Tobias Merriweather	10	11	224	20.4	1	75	22.4
Gi'Bran Payne	10	9	58	6.4	2	42	5.8
Jordan Faison	4	7	102	14.6	1	36	25.5
Jeremiyah Love	10	7	64	9.1	0	33	6.4
Jadarian Price	10	5	65	13.0	1	40	6.5
Devyn Ford	8	3	22	7.3	0	12	2.8
Deion Colzie	4	3	45	15.0	1	25	11.3
Davis Sherwood	10	2	18	9.0	1	10	1.8
Matt Salerno	2	1	9	9.0	0	9	4.5
Chase Ketterer	7	1	4	4.0	0	4	0.6
Braylon James	3	1	12	12.0	0	12	4.0
Cooper Flanagan	10	1	19	19.0	1	19	1.9
<b>Total</b>	<b>10</b>	<b>180</b>	<b>2520</b>	<b>14.0</b>	<b>21</b>	<b>76</b>	<b>252.0</b>
<b>Opponents</b>	<b>10</b>	<b>145</b>	<b>1536</b>	<b>10.6</b>	<b>7</b>	<b>50</b>	<b>153.6</b>

**Team Statistics**

	ND	OPP
<b>First Downs</b>	<b>198</b>	<b>164</b>
Rushing	82	67
Passing	108	74
Penalty	8	23
<b>Rushing Yardage</b>	<b>1660</b>	<b>1268</b>
Rushing attempts	331	354
Average per rush	5.0	3.6
Average per game	166.0	126.8
TDs Rushing	20	11
<b>Passing Yardage</b>	<b>2520</b>	<b>1536</b>
Comp-Att-Int	180-283-7	145-281-14
Average per pass	8.9	5.5
Average per catch	14.0	10.6
Average per game	252.0	153.6
TDs Passing	21	7
<b>Total offense</b>	<b>4180</b>	<b>2804</b>
Average per play	6.8	4.4
Average per game	418.0	280.4
<b>Kick returns: #-Yards</b>	<b>18-472</b>	<b>16-341</b>
<b>Punt returns: #-Yards</b>	<b>13-155</b>	<b>22-221</b>
<b>Int returns: #-Yards</b>	<b>14-213</b>	<b>7-103</b>
<b>Fumbles-Lost</b>	<b>9-5</b>	<b>21-6</b>
<b>Penalties-Yards</b>	<b>58-524</b>	<b>45-363</b>
<b>Punts-Avg</b>	<b>35-45.4</b>	<b>53-42.6</b>
<b>Time of possession / game</b>	<b>30:13</b>	<b>29:47</b>
<b>3rd-down conversion</b>	<b>45/113</b>	<b>52/144</b>
<b>4rd-down conversion</b>	<b>7/13</b>	<b>8/15</b>
<b>PAT-attempts</b>	<b>(45-46) 98%</b>	<b>(19-19) 100%</b>
<b>2-point conversion-attempts</b>	<b>(1-1) 100%</b>	<b>(0-0) 0%</b>

**Interceptions**

Player	no.	yds	avg	td	lg
Xavier Watts	7	137	19.6	0	38
Benjamin Morrison	2	0	0.0	0	0
DJ Brown	1	0	0.0	0	0
Ramon Henderson	1	0	0.0	0	0
Clarence Lewis	1	33	33.0	1	33
Jaden Mickey	1	43	43.0	1	43
Christian Gray	1	0	0.0	0	0
<b>Total</b>	<b>14</b>	<b>213</b>	<b>15.2</b>	<b>2</b>	<b>43</b>
<b>Opponents</b>	<b>7</b>	<b>103</b>	<b>14.7</b>	<b>1</b>	<b>34</b>



**2023-24 Notre Dame Football  
Combined Team Statistics  
All games**

**Field Goals**

Player	fg	pct.	01-19	20-29	30-39	40-49	50-99	lg	blk
Spencer Shrader	13-18	72.2	0-0	3-3	4-5	2-4	4-6	54	0
<b>Opponents</b>	<b>12-21</b>	<b>57.1</b>	<b>0-0</b>	<b>3-5</b>	<b>5-10</b>	<b>4-6</b>	<b>0-0</b>	<b>49</b>	<b>1</b>

**Scoring**

Player	td	fg	PAT					dxp	saf	pts
			kick	rush	rcv	pass				
Spencer Shrader	-	13-18	43-44	-	-	-	-	-	-	82
Audric Estime	13	-	-	-	-	-	-	-	-	78
Chris Tyree	4	-	-	-	-	-	-	-	-	24
Jadarian Price	4	-	-	-	-	-	-	-	-	24
Holden Staes	4	-	-	-	-	-	-	-	-	24
Sam Hartman	3	-	-	-	-	1	-	-	-	18
Gi'Bran Payne	3	-	-	-	-	-	-	-	-	18
Jaden Greathouse	3	-	-	-	-	-	-	-	-	18
Rico Flores Jr.	1	-	-	-	1	-	-	-	-	8
Ramon Henderson	1	-	-	-	-	-	-	-	-	6
Xavier Watts	1	-	-	-	-	-	-	-	-	6
Clarence Lewis	1	-	-	-	-	-	-	-	-	6
Deion Colzie	1	-	-	-	-	-	-	-	-	6
Davis Sherwood	1	-	-	-	-	-	-	-	-	6
Jayden Thomas	1	-	-	-	-	-	-	-	-	6
Mitchell Evans	1	-	-	-	-	-	-	-	-	6
Tobias Merriweather	1	-	-	-	-	-	-	-	-	6
Jaden Mickey	1	-	-	-	-	-	-	-	-	6
Jordan Faison	1	-	-	-	-	-	-	-	-	6
Jeremiah Love	1	-	-	-	-	-	-	-	-	6
Cooper Flanagan	1	-	-	-	-	-	-	-	-	6
Zac Yoakam	-	-	2-2	-	-	-	-	-	-	2
<b>Total</b>	<b>47</b>	<b>13-18</b>	<b>45-46</b>	<b>0</b>	<b>1</b>	<b>1</b>	<b>0</b>	<b>0</b>	<b>0</b>	<b>368</b>
<b>Opponents</b>	<b>19</b>	<b>12-21</b>	<b>19-19</b>	<b>0</b>	<b>0</b>	<b>0</b>	<b>0</b>	<b>0</b>	<b>0</b>	<b>169</b>

**Score by Periods**

Team	1st	2nd	3rd	4th	OT	TOT
Notre Dame	62	106	102	98	0	368
Opponents	30	34	51	54	0	169

**Punting**

Player	no.	yds	avg	lg	tb	fc	i20	50+	blk
Chris Tyree	35	1589	45.4	59	2	9	5	12	0
<b>Total</b>	<b>35</b>	<b>1589</b>	<b>45.4</b>	<b>59</b>	<b>2</b>	<b>9</b>	<b>5</b>	<b>12</b>	<b>0</b>
<b>Opponents</b>	<b>53</b>	<b>2256</b>	<b>42.6</b>	<b>63</b>	<b>4</b>	<b>15</b>	<b>26</b>	<b>12</b>	<b>0</b>

**Punt Returns**

Player	no.	yds	avg	td	lg
Chris Tyree	10	114	11.4	1	82
Matt Salerno	2	21	10.5	0	15
Jordan Faison	1	20	20.0	0	20
<b>Total</b>	<b>13</b>	<b>155</b>	<b>11.9</b>	<b>1</b>	<b>82</b>
<b>Opponents</b>	<b>22</b>	<b>221</b>	<b>10.0</b>	<b>0</b>	<b>60</b>

**Kick Returns**

Player	no.	yds	avg	td	lg
Devyn Ford	7	125	17.9	0	28
Jadarian Price	7	264	37.7	1	99
Gi'Bran Payne	2	41	20.5	0	24
Jeremiah Love	2	42	21.0	0	21
<b>Total</b>	<b>18</b>	<b>472</b>	<b>26.2</b>	<b>1</b>	<b>99</b>
<b>Opponents</b>	<b>16</b>	<b>341</b>	<b>21.3</b>	<b>0</b>	<b>58</b>

**All Purpose**

Player	g	rush	rcv	pr	kr	ir	total	avg/g
Audric Estime	10	988	142	0	0	0	1130	113.0
Chris Tyree	10	1	446	114	0	0	561	56.1
Jadarian Price	10	140	65	0	264	0	469	46.9
Mitchell Evans	8	2	422	0	0	0	424	53.0
Jeremiah Love	10	284	64	0	42	0	390	39.0
Rico Flores Jr.	10	0	285	0	0	0	285	28.5
Jayden Thomas	8	10	251	0	0	0	261	32.6
Tobias Merriweather	10	0	224	0	0	0	224	22.4
Gi'Bran Payne	10	111	58	0	41	0	210	21.0
Holden Staes	10	0	170	0	0	0	170	17.0
Jaden Greathouse	9	3	166	0	0	0	169	18.8
Devyn Ford	8	14	22	0	125	0	161	20.1
Jordan Faison	4	22	102	20	0	0	144	36.0
Xavier Watts	10	0	0	0	0	137	137	13.7
Sam Hartman	10	76	-4	0	0	0	72	7.2
Deion Colzie	4	0	45	0	0	0	45	11.3
Jaden Mickey	10	0	0	0	0	43	43	4.3
Clarence Lewis	10	0	0	0	0	33	33	3.3
Matt Salerno	2	0	9	21	0	0	30	15.0
Cooper Flanagan	10	0	19	0	0	0	19	1.9
Davis Sherwood	10	0	18	0	0	0	18	1.8
Skip Velotta	6	14	0	0	0	0	14	2.3
Braylon James	3	0	12	0	0	0	12	4.0
Chase Ketterer	7	3	4	0	0	0	7	1.0
Sam Assaf	2	3	0	0	0	0	3	1.5
<b>Total</b>	<b>10</b>	<b>1660</b>	<b>2520</b>	<b>155</b>	<b>472</b>	<b>213</b>	<b>5020</b>	<b>502.0</b>
<b>Opponents</b>	<b>10</b>	<b>1268</b>	<b>1536</b>	<b>221</b>	<b>341</b>	<b>103</b>	<b>3469</b>	<b>346.9</b>

**Total Offense**

Player	g	plays	rush	pass	total	avg/g
Sam Hartman	10	299	76	2272	2348	234.8
Audric Estime	10	163	988	0	988	98.8
Jeremiah Love	10	45	284	0	284	28.4
Steve Angeli	5	21	0	236	236	47.2
Jadarian Price	10	28	140	0	140	14.0
Gi'Bran Payne	10	31	111	0	111	11.1
Jordan Faison	4	2	22	0	22	5.5
Devyn Ford	8	4	14	0	14	1.8
Skip Velotta	6	2	14	0	14	2.3
Kenny Minchey	2	2	0	12	12	6.0
Jayden Thomas	8	1	10	0	10	1.3
Chase Ketterer	7	1	3	0	3	0.4
Sam Assaf	2	2	3	0	3	1.5
Jaden Greathouse	9	1	3	0	3	0.3
Mitchell Evans	8	1	2	0	2	0.3
Chris Tyree	10	2	1	0	1	0.1
<b>Total</b>	<b>10</b>	<b>614</b>	<b>1660</b>	<b>2520</b>	<b>4180</b>	<b>418.0</b>
<b>Opponents</b>	<b>10</b>	<b>635</b>	<b>1268</b>	<b>1536</b>	<b>2804</b>	<b>280.4</b>



**2023-24 Notre Dame Football  
Combined Team Statistics  
All games**

Page 3/3  
as of Nov 04, 2023

**Team Defense**

##	Player	gp	Tackles				tfl/yds	Sacks	Pass defense			Fumbles		blkd	
			ua	a	tot	no-yds		int-yds	brup	qbh	fr-yds	ff	kick	saf	
27	JD Bertrand	9	33	30	63	5.5-23	1.5-12	.	4	5	.	.	.	.	
56	Howard Cross III	10	24	30	54	5.5-11	1-4	.	2	3	.	2	.	.	
24	Jack Kiser	10	36	16	52	1-12	1-12	.	.	3	.	1	.	.	
0	Xavier Watts	10	26	16	42	2.5-3	.	7-137	4	.	1-0	1	.	.	
2	DJ Brown	9	23	16	39	1-3	.	1-0	3	.	.	.	.	.	
1	Javontae Jean-Baptiste	10	14	25	39	5.5-23	1.5-17	.	1	9	1-0	.	.	.	
99	Rylie Mills	10	19	20	39	3.5-22	1.5-15	.	.	2	1-0	.	.	.	
8	Marist Liufau	10	21	17	38	3.5-25	2.5-23	.	2	2	1-0	1	.	.	
13	Thomas Harper	9	22	12	34	5-19	2-12	.	2	1	.	1	.	.	
12	Jordan Botelho	10	14	10	24	3-18	3-18	.	.	1	.	.	.	.	
20	Benjamin Morrison	9	20	4	24	3-8	.	2-0	9	.	.	.	.	.	
31	Nana Osafo-Mensah	10	10	8	18	3.5-43	2-18	.	.	1	.	.	.	.	
5	Cam Hart	10	10	5	15	3-16	.	.	3	.	1-0	3	.	.	
40	Joshua Burnham	10	9	6	15	2.5-13	1-9	.	.	2	.	.	.	.	
47	Jason Onye	10	9	4	13	.	.	.	.	.	.	.	1	.	
11	Ramon Henderson	10	10	1	11	.	.	1-0	1	1	1-0	1	.	.	
3	Jaylen Sneed	10	3	7	10	1-8	1-8	.	2	3	.	.	.	.	
41	Donovan Hinish	7	4	6	10	1-7	1-7	.	.	.	.	.	.	.	
44	Junior Tuihalamaka	10	6	3	9	.	.	.	.	.	.	.	.	.	
97	Gabriel Rubio	6	4	4	8	.	.	.	1	.	.	1	.	.	
7	Jaden Mickey	10	5	3	8	.	.	1-43	1	.	.	.	.	.	
4	Antonio Carter II	8	7	.	7	.	.	.	.	.	.	1	.	.	
6	Clarence Lewis	10	5	1	6	.	.	1-33	2	.	.	.	.	.	
29	Christian Gray	9	5	1	6	.	.	1-0	1	.	.	.	.	.	
92	Aidan Keanaaina	4	2	3	5	1-1	.	.	.	.	.	.	.	.	
22	Devyn Ford	8	2	2	4	.	.	.	.	.	.	1	.	.	
34	Drayk Bowen	9	3	1	4	.	.	.	.	.	.	1	.	.	
23	Jaiden Ausberry	4	2	1	3	.	.	.	.	.	.	.	.	.	
65	Michael Vinson	10	1	1	2	.	.	.	.	.	.	.	.	.	
30	Skip Velotta	6	1	1	2	.	.	.	.	.	.	.	.	.	
21	Adon Shuler	3	2	.	2	.	.	.	.	.	.	.	.	.	
28	Luke Talich	8	2	.	2	.	.	.	.	.	.	.	.	.	
52	Zeke Correll	10	1	.	1	.	.	.	.	.	.	.	.	.	
4	Chris Tyree	10	.	1	1	.	.	.	.	.	.	.	.	.	
18	Chance Tucker	6	1	.	1	.	.	.	.	.	.	.	.	.	
54	Blake Fisher	10	1	.	1	.	.	.	.	.	.	.	.	.	
88	Mitchell Evans	8	1	.	1	.	.	.	.	.	.	.	.	.	
14	Bryce McFerson	9	1	.	1	.	.	.	.	.	.	.	.	.	
95	Tyson Ford	1	.	1	1	.	.	.	.	.	.	.	.	.	
12	Jeremiyah Love	10	1	.	1	.	.	.	.	.	.	.	.	.	
51	Boubacar Traore	4	1	.	1	1-6	1-6	.	.	.	.	1	.	.	
17	Brenan Vernon	1	.	1	1	.	.	.	.	.	.	.	.	.	
25	Preston Zinter	1	.	1	1	.	.	.	.	1	.	.	.	.	
<b>Totals</b>		<b>10</b>	<b>361</b>	<b>258</b>	<b>619</b>	<b>52-261</b>	<b>20-161</b>	<b>14-213</b>	<b>38</b>	<b>34</b>	<b>6-0</b>	<b>15</b>	<b>1</b>	<b>0</b>	
Opponents		10	331	274	605	41-170	14-106	7-103	23	31	5-0	6	0	0	



**2023-24 Notre Dame Football  
Team Game-by-Game Comparison  
All games**

Page 1/1  
as of Nov 04, 2023

Opponent	Score	First Downs				Pen	Rushing Number-Yards	Passing		Total Offense Plays-Yards	Return Yards	Turn- Overs
		Total	Rush	Pass	Yards			Comp-Att.-Int	Yards			
Navy	42-3	27 / 12	13 / 11	13 / 1	1 / 0	32-191 / 48-126	20-25-0 / 3-7-0	253 / 43	57-444 / 55-169	52 / 12	0 / 0	
Tennessee St.	56-3	26 / 12	10 / 5	15 / 4	1 / 3	33-221 / 36-89	24-30-0 / 8-22-2	336 / 67	63-557 / 58-156	68 / 76	1 / 2	
NC State	45-24	16 / 20	6 / 5	10 / 10	0 / 5	37-170 / 30-84	15-24-0 / 22-48-3	286 / 260	61-456 / 78-344	45 / 93	1 / 3	
Central Mich.	41-17	23 / 14	13 / 6	10 / 5	0 / 3	37-236 / 34-131	17-28-0 / 10-20-0	342 / 137	65-578 / 54-268	29 / 24	0 / 0	
Ohio St.	14-17	22 / 19	10 / 2	11 / 14	1 / 3	39-176 / 27-126	17-25-0 / 21-38-0	175 / 240	64-351 / 65-366	0 / 40	0 / 0	
Duke	21-14	16 / 17	6 / 8	8 / 8	2 / 1	32-159 / 40-189	15-31-0 / 12-27-1	222 / 134	63-381 / 67-323	71 / 51	0 / 2	
Louisville	20-33	17 / 17	5 / 10	10 / 6	2 / 1	28-44 / 40-185	22-38-3 / 17-24-0	254 / 145	66-298 / 64-330	72 / 59	5 / 1	
Southern California	48-20	13 / 23	7 / 6	6 / 13	0 / 4	29-125 / 37-109	13-20-0 / 23-37-3	126 / 199	49-251 / 74-308	231 / 132	0 / 5	
Pittsburgh	58-7	25 / 11	7 / 3	17 / 7	1 / 1	33-155 / 19-53	24-32-2 / 16-32-4	380 / 202	65-535 / 51-255	213 / 63	2 / 5	
Clemson	23-31	13 / 19	5 / 11	8 / 6	0 / 2	31-183 / 43-176	13-30-2 / 13-26-1	146 / 109	61-329 / 69-285	59 / 115	3 / 2	
<b>Totals</b>	<b>368-169</b>	<b>198 / 164</b>	<b>82 / 67</b>	<b>108 / 74</b>	<b>8 / 23</b>	<b>331-1660 / 354-1268</b>	<b>180-283-7 / 145-281-14</b>	<b>2520 / 1536</b>	<b>614-4180 / 635-2804</b>	<b>840 / 665</b>	<b>12 / 20</b>	

Opponents	3rd Down Conversion	4th Down Conversion	Time of Possession	TOP Margin	Avg Yds/Rush	Avg Yds/Pass	Avg Yds/Play	Punting Number-Avg	Penalties Number-Yards	Sacks
Navy	5-7 / 4-14	1-1 / 3-4	26:46 / 33:14	-06:28	6.0 / 2.6	10.1 / 6.1	7.8 / 3.1	0-0.0 / 4-39.8	1-10.0 / 3-26.0	2 / 0
Tennessee St.	9-11 / 4-14	0-0 / 1-1	30:59 / 29:01	01:58	6.7 / 2.5	11.2 / 3.0	8.8 / 2.7	2-43.0 / 6-40.2	4-36.0 / 5-45.0	1 / 0
NC State	5-14 / 8-19	0-0 / 0-1	32:53 / 27:07	05:46	4.6 / 2.8	11.9 / 5.4	7.5 / 4.4	6-50.7 / 6-40.5	10-82.0 / 8-54.0	1 / 4
Central Mich.	5-12 / 3-13	2-2 / 1-1	30:33 / 29:27	01:06	6.4 / 3.9	12.2 / 6.9	8.9 / 5.0	2-49.0 / 7-50.1	8-72.0 / 2-20.0	2 / 0
Ohio St.	5-10 / 10-17	0-2 / 1-3	34:59 / 25:01	09:58	4.5 / 4.7	7.0 / 6.3	5.5 / 5.6	2-46.0 / 3-38.3	4-50.0 / 5-35.0	1 / 0
Duke	3-15 / 6-15	3-3 / 1-1	28:15 / 31:45	-03:30	5.0 / 4.7	7.2 / 5.0	6.0 / 4.8	6-38.8 / 6-37.8	12-70.0 / 2-28.0	2 / 2
Louisville	3-13 / 5-13	0-2 / 0-0	28:36 / 31:24	-02:48	1.6 / 4.6	6.7 / 6.0	4.5 / 5.2	4-42.5 / 4-44.8	3-35.0 / 6-35.0	2 / 5
Southern California	3-10 / 6-13	0-0 / 1-3	25:25 / 34:35	-09:10	4.3 / 2.9	6.3 / 5.4	5.1 / 4.2	5-45.8 / 3-50.0	5-54.0 / 9-75.0	6 / 0
Pittsburgh	4-8 / 1-11	1-2 / 0-0	35:31 / 24:29	11:02	4.7 / 2.8	11.9 / 6.3	8.2 / 5.0	2-38.0 / 7-41.3	6-75.0 / 5-45.0	2 / 1
Clemson	3-13 / 5-15	0-1 / 0-1	28:12 / 31:48	-03:36	5.9 / 4.1	4.9 / 4.2	5.4 / 4.1	6-50.2 / 7-43.1	5-40.0 / 0-0.0	1 / 2
<b>Totals</b>	<b>45-113 / 52-144</b>	<b>7-13 / 8-15</b>	<b>302:09 / 297:51</b>	<b>04:18</b>	<b>5.0 / 3.6</b>	<b>8.9 / 5.5</b>	<b>6.8 / 4.4</b>	<b>35-45.4 / 53-42.6</b>	<b>58-524.0 / 45-363.0</b>	<b>20 / 14</b>

Note: Game totals are displayed in the format TEAM/OPPONENT for each category