



GAME NOTES

#14 Duke Blue Devils (10-3, 1-1 ACC) vs. Notre Dame (6-8, 1-2 ACC)

Game #14 • Road Game #3 • Saturday, Jan. 6 • 6:00 p.m. ET
Purcell Pavilion (9,149) • South Bend, Ind.
TV: ACC Network
Radio: Blue Devil Sports Network from LEARFIELD



SCHEDULE & RESULTS

Date	AP Rank Duke	Opponent	TV	Time
NOVEMBER (5-2)				
N 1	2	UNC P EXHIB	ACCNX	W, 109-64
N 6	2	Dartmouth	ACCN	W, 92-54
N 10	2	Arizona	ESPN2	L, 73-78
N 14	9	vs. Michigan State - 1	ESPN	W, 74-65
N 17	9	Bucknell - 2	ACCN	W, 90-60
N 21	9	La Salle - 2	ACCN	W, 95-66
N 24	9	Southern Indiana - 2	ACCN	W, 80-62
N 29	7	RV at Arkansas - 3	ESPN	L, 75-80
DECEMBER (4-1)				
D 2	7	at Georgia Tech *	The CW	L, 68-72
D 9	22	Charlotte	The CW	W, 80-56
D 12	21	Hofstra	ESPN2	W, 89-68
D 20	21	vs. Baylor - 4	ESPN	W, 78-70
D 30	16	Queens	The CW	W, 106-69
JANUARY (1-0)				
J 2	14	Syracuse *	ESPN	W, 86-66
J 6	14	at Notre Dame *	ACCN	6 p.m.
J 9	-	at Pittsburgh *	ESPN	9 p.m.
J 13	-	Georgia Tech *	ACCN	5 p.m.
J 20	-	Pittsburgh *	ACCN	8 p.m.
J 23	-	at Louisville *	ACCN	7 p.m.
J 27	-	Clemson *	ESPN	4 p.m.
J 29	-	at Virginia Tech *	ESPN	7 p.m.
FEBRUARY (0-0)				
F 3	-	at North Carolina *	ESPN	6:30 p.m.
F 7	-	Notre Dame *	ACCN	9 p.m.
F 10	-	Boston College *	ESPN/2	2 p.m.
F 12	-	Wake Forest *	ESPN	7 p.m.
F 17	-	at Florida State *	ESPN/2	2 p.m.
F 21	-	at Miami *	ESPN/2U	7 p.m.
F 24	-	at Wake Forest *	ESPN/2	2/4 p.m.
F 28	-	Louisville *	ACCN	7 p.m.
MARCH (0-0)				
M 2	-	Virginia *	ESPN	6 p.m.
M 4	-	at NC State *	ESPN	7 p.m.
M 9	-	North Carolina *	ESPN	6:30 p.m.
M 7-11	-	ACC Tournament - 5	ESPN/2	TBD

* ACC game

1 - State Farm Champions Classic (United Center; Chicago, Ill.)

2 - Blue Devil Challenge

3 - ACC/SEC Challenge

4 - SentinelOne Classic (Madison Square Garden; New York, NY)

5 - ACC Tournament (Capital One Arena; Washington, D.C.)

Duke/opponent AP ranking at time of game

LAST GAME STARTING FIVE

	GP/GS	PPG	RPG	APG	FG%	3FG%	FT%	MPG
Jared McCain #0 G • 6-3 • 197 • Fr. Sacramento, Calif. Centennial	13/13	12.2	3.9	1.9	.470	.469	.900	26.7
LAST GAME: 18 points, 2 rebounds, 1 assists and 1 steal in 31 minutes vs. Syracuse (1/2)								
• A five-star guard out of Centennial High School in Corona, California.								
• Ranked as the No. 10 player nationally and the No. 1 player from California by ESPN.								
• During five-game win streak, averaging 19.4 points per game, shooting 57.6% FG, 53.1% 3FG and 100% FT.								
Caleb Foster #1 G • 6-5 • 197 • Fr. Harrisburg, N.C. Notre Dame (Calif.)	13/5	8.8	2.4	1.8	.462	.333	.621	25.3
LAST GAME: 2 points, 1 rebound, 2 assists and 2 steals in 21 minutes vs. Syracuse (1/2)								
• Rated by 247Sports with five stars as the No. 22 player nationally, coming out of Notre Dame HS (Calif.).								
• Scored double-figures in Duke debut, posting 15 points on 6-of-10 shooting versus Dartmouth (Nov. 6).								
• Amassed season-high 18 points against Michigan State (Nov. 14) in the Champions Classic.								
Jeremy Roach #3 G • 6-2 • 180 • Sr. Leesburg, Va. St. Paul VI	13/13	14.5	2.5	3.2	.520	.488	.822	33.2
LAST GAME: 17 points, 4 rebounds, 2 assists and 2 steals in 32 minutes vs. Syracuse (1/2)								
• One of three team captains for 2023-24, second consecutive season as a captain for Roach.								
• On watch list for Jerry West Award and Wooden Award.								
• In last seven games, has distributed 28 assists with six turnovers (8 assists, 0 turnovers vs. Hofstra).								
Mark Mitchell #25 F • 6-9 • 232 • So. Kansas City, Kan. Sunrise Christian	12/11	12.0	5.1	1.4	.485	.045	.723	27.0
LAST GAME: 21 points, 6 rebounds, 3 assists and 2 blocks in 30 minutes vs. Syracuse (1/2)								
• Career-high 21 points on 7-of-10 shooting vs. Syracuse (Jan. 2) -- Duke is 23-2 when Mitchell scores 10+.								
• Made a career-best nine free throws without a miss from the foul line versus Michigan State (Nov. 14).								
• On the preseason watch list for the Julius Erving Award.								
Kyle Filipowski #30 C • 7-0 • 248 • So. Westtown, N.Y. Wilbraham & Monson Academy	13/13	17.5	8.7	3.0	.528	.316	.730	28.8
LAST GAME: 12 points, 7 rebounds, 3 assists, 1 steal and 1 block in 27 minutes vs. Syracuse (1/2)								
• Preseason AP All-American -- ACC Preseason Player of the Year and First Team All-ACC.								
• On watch list for Karl Malone Award, NABC Player of the Year and Wooden Award.								
• Just two assists shy of triple-double with 28 points, 12 rebounds and eight helpers vs. Hofstra (Dec. 12).								

THE HEAD COACHES

Duke	Jon Scheyer (Duke '10)
Career Record	37-12 (2nd)
vs. Notre Dame	1-0
Notre Dame	Micah Shrewsberry (Hanover, '99)
Career Record	6-8 (1st)
vs. Duke	0-0

DUKE RECORDS

	Overall	Non-Conf.	ACC
Record	10-3	9-2	1-1
Streak	W5	W4	W1
Home (Streak)	8-1 (W7)	7-1 (W6)	1-0 (W11)
Road (Streak)	0-2 (L2)	0-1 (L2)	0-1 (L1)
Neutral (Streak)	2-0 (W2)	2-0 (W2)	--
Overtime	0-0	0-0	0-0

DUKE TEAM LEADERS

Scoring	17.5	Kyle Filipowski
Rebounds	8.7	Kyle Filipowski
Assists	4.4	Tyrese Proctor
Steals	1.4	Kyle Filipowski
Blocks	1.9	Kyle Filipowski
Field Goals	85	Kyle Filipowski
Field Goal Pct.	.528	Kyle Filipowski
3-Point Field Goals	30	Jared McCain
3-Point Field Goals Pct.	.488	Jeremy Roach
Free Throws	47	Mark Mitchell
Free Throw Pct.	.900	Jared McCain

BROADCAST INFORMATION

TV/Video Stream	ACCN	Radio	Blue Devil Sports Net.
Play-by-Play	Mike Monaco	Play-by-Play	David Shumate
Analyst	Randolph Childress	Analyst	John Roth
Producer	Robert Ringer	Engineer	John Rose
Director	Tyler Honeycutt	In Durham	96.5 FM & 620 AM
		SiriusXM	119 or 193

DUKE COMMUNICATIONS

Executive Director of Communications: Kyle Serba
» kyle.serba@duke.edu // C: 919-519-7116 // O: 919-668-1712
Assistant Director of Communications: Henry Skutt
» henry.skutt@duke.edu // C: 984-287-9011 // O: 919-668-4393

NEED TO KNOW

- » No. 14 Duke plays its third true road game of the season at Notre Dame on Jan. 6 at 6 p.m.
- » Saturday's game is the 38th meeting in the series, with the Blue Devils leading, 29-8.
- » Since joining the ACC, the series favors Duke, 10-6 (8-4 in the regular season) and the Blue Devils have won nine of the last 10.
- » Four of the meetings have come in the ACC Tournament (2-2), with Duke winning 75-69 in the 2017 championship game and 88-70 in the 2018 quarterfinals -- both in Brooklyn.
- » Last season's 68-64 Duke win on Feb. 14 in Durham was sealed by a Mark Mitchell corner 3-pointer with 11 seconds remaining and aided by Kyle Filipowski's team-high 22 points.
- » **Mark Mitchell** (right) scored a career-high 21 points on 7-of-10 shooting from the field and 7-of-9 from the foul line, to lead Duke to an 86-66 victory over Syracuse on Jan. 2.
- » **Jared McCain** has reached the 20-point mark in three of the last five games, averaging 19.4 points per contest during Duke's current five-game win streak.
- » Duke ranks sixth nationally in fewest turnovers per game (9.1) and seventh in assist/turnover ratio (1.88).
- » In the past seven games, senior guard **Jeremy Roach** has distributed 28 assists with just six turnovers, while averaging 17.2 points per contest and shooting 55.6% (40-for-72) from the field, including 12-of-21 (57.1%) from long distance.
- » Among ACC leaders, **Kyle Filipowski** ranks eighth in scoring (17.5 ppg), sixth in rebounding (8.7 rpg) and fifth in blocked shots (1.9 bpg).
- » Freshman guard Markus Burton tops the Fighting Irish with 16.1 points, 3.9 assists and 1.4 steals per game. J.R. Konecny chips in 9.9 points and a team-best 5.9 boards per game.
- » Notre Dame ranks second in the ACC and 44th nationally in scoring defense, holding opponents to 64.8 points per game.
- » First-year Notre Dame head coach Micah Shrewsberry spent six seasons (2013-19) as an assistant coach with the Boston Celtics, working with former Duke standout Jayson Tatum.



ROSTER INFORMATION

Numerical

No.	Name	Pos.	Ht.	Wt.	Year	Exp.	Hometown	High School	Previous College	
0	Jared McCain	G	6-3	197	Fr.	HS	Sacramento, Calif.	Centennial		
1	Caleb Foster	G	6-5	197	Fr.	HS	Harrisburg, N.C.	Notre Dame (Calif.)		
2	Jaylen Blakes	G	6-2	204	Jr.	2L	Somerset, N.J.	Blair Academy		
3	Jeremy Roach	G	6-2	180	Sr.	3L	Leesburg, Va.	St. Paul VI		
5	Tyrese Proctor	tie-REECE	G	6-5	183	So.	1L	Sydney, Australia	NBA Global Academy	
12	TJ Power	F	6-9	216	Fr.	HS	Shrewsbury, Mass.	Worcester Academy		
13	Sean Stewart	F	6-9	227	Fr.	HS	Windermere, Fla.	Montverde Academy		
14	Jaden Schutt	"shoot"	G	6-5	190	So.	1L	Yorkville, Ill.	Yorkville Christian	
15	Ryan Young	C	6-10	238	Gr.	1L	Stewartsville, N.J.	Bethlehem Catholic	Northwestern	
20	Neal Begovich	BEG-ah-vich	F	6-9	230	Gr.	TR	San Francisco, Calif.	St. Ignatius College Prep	Stanford
21	Christian Reeves		C	7-1	261	So.	1L	Charlotte, N.C.	Oak Hill	
25	Mark Mitchell		F	6-9	232	So.	1L	Kansas City, Kan.	Sunrise Christian	
30	Kyle Filipowski	fill-uh-POW-ski	F/C	7-0	248	So.	1L	Westtown, N.Y.	Wilbraham & Monson Academy	
52	Stanley Borden		C	7-0	241	Jr.	2L	Istanbul, Turkey	Istanbul Int'l Community School	
55	Spencer Hubbard		G	5-8	157	Sr.	2L	Los Angeles, Calif.	Harvard Westlake	

Alphabetical

No.	Name	Pos.	Ht.	Wt.	Year	Exp.	Hometown	High School	Previous College	
20	Neal Begovich	BEG-ah-vich	F	6-9	230	Gr.	TR	San Francisco, Calif.	St. Ignatius College Prep	Stanford
2	Jaylen Blakes		G	6-2	204	Jr.	2L	Somerset, N.J.	Blair Academy	
52	Stanley Borden		C	7-0	241	Jr.	2L	Istanbul, Turkey	Istanbul Int'l Community School	
30	Kyle Filipowski	fill-uh-POW-ski	F/C	7-0	248	So.	1L	Westtown, N.Y.	Wilbraham & Monson Academy	
1	Caleb Foster		G	6-5	197	Fr.	HS	Harrisburg, N.C.	Notre Dame (Calif.)	
55	Spencer Hubbard		G	5-8	157	Sr.	2L	Los Angeles, Calif.	Harvard Westlake	
0	Jared McCain		G	6-3	197	Fr.	HS	Sacramento, Calif.	Centennial	
25	Mark Mitchell		F	6-9	232	So.	1L	Kansas City, Kan.	Sunrise Christian	
12	TJ Power		F	6-9	216	Fr.	HS	Shrewsbury, Mass.	Worcester Academy	
5	Tyrese Proctor	tie-REECE	G	6-5	183	So.	1L	Sydney, Australia	NBA Global Academy	
21	Christian Reeves		C	7-1	261	So.	1L	Charlotte, N.C.	Oak Hill	
3	Jeremy Roach		G	6-2	180	Sr.	3L	Leesburg, Va.	St. Paul VI	
14	Jaden Schutt	"shoot"	G	6-5	190	So.	1L	Yorkville, Ill.	Yorkville Christian	
13	Sean Stewart		F	6-9	227	Fr.	HS	Windermere, Fla.	Montverde Academy	
15	Ryan Young		C	6-10	238	Gr.	1L	Stewartsville, N.J.	Bethlehem Catholic	Northwestern

On-Court Coaching Staff

Name	Position	Years at Duke	Years in Current Position	Alma Mater
Jon Scheyer	SHY-er Head Coach	11th	2nd	Duke '10
Chris Carrawell	Associate Head Coach	6th	3rd	Duke '00
Jai Lucas	"jay" Associate Head Coach	2nd	1st	Texas '11
Emanuel Dildy	Assistant Coach	1st	1st	Eastern Illinois '05
Will Avery	Assistant Coach	1st	1st	Duke '23

ROSTER BREAKDOWNS

By Class

Graduate Student (2)	Begovich, Young
Senior (2)	Hubbard, Roach
Junior (2)	Blakes, Borden
Sophomore (5)	Filipowski, Mitchell, Proctor, Reeves, Schutt
Freshman (4)	Foster, McCain, Power, Stewart

By Height (AVERAGE HEIGHT: 6-6)

7-1 (1)	Reeves
7-0 (2)	Borden, Filipowski
6-10 (1)	Young
6-9 (4)	Begovich, Mitchell, Power, Stewart
6-5 (4)	Foster, Proctor, Schutt
6-3 (1)	McCain
6-2 (2)	Blakes, Roach
5-8 (1)	Hubbard

By State

California (2)	Neal Begovich (San Francisco) Spencer Hubbard (Los Angeles)
	Jared McCain (Sacramento)
	Sean Stewart (Windermere)
Florida (1)	Jaden Schutt (Yorkville)
Illinois (1)	Mark Mitchell (Kansas City)
Kansas (1)	TJ Power (Shrewsbury)
Massachusetts (1)	Caleb Foster (Harrisburg)
North Carolina (2)	Christian Reeves (Charlotte)
New Jersey (3)	Jaylen Blakes (Somerset) Ryan Young (Stewartsville)
New York (1)	Kyle Filipowski (Westtown)
Virginia (1)	Jeremy Roach (Leesburg)
International (2)	Stanley Borden (Istanbul, Turkey) Tyrese Proctor (Sydney, Australia)

DUKE QUICK FACTS

University

Founded	1838 as Trinity College
Enrollment (undergraduate)	6,789
President	Dr. Vincent Price (Santa Clara '79)
Vice President/Director of Athletics	Nina King (Notre Dame '00)

Basketball History

Seasons of Basketball	119th in 2023-24
First Season	1905-06
NCAA Tournament Appearances	45
Record	119-40 (.748)
Last Appearance (Round)	2023 (Second)
NCAA Final Four Appearances (last)	17 (2022)
National Championships (five)	1991, 1992, 2001, 2010, 2015
NIT Appearances (last)	4 (1981)
ACC Championships (last)	22 (2023)

Cameron Indoor Stadium

Inaugural Game	January 6, 1940
Capacity	9,314
Consecutive Sellouts	515 (Nov. 26, 1990-present)
Undefeated Seasons (Last)	19 (2023)

Team Information

2022-23 Record	29-7
Home	16-0
Away	4-6
Neutral	7-3
ACC Record	14-6
Home	10-0
Away	4-6
Finish	t-3rd
Tournament	Champions
AP / USA Today Final Ranking	12 / 18
Starters Returning/Lost	4 / 1
Letterwinners Returning/Lost	10 / 5
Newcomers for 2022-23	5
Freshmen	4
Graduate Transfers	1

DUKE RECORD BY STARTING LINEUP

McCain, Roach, Foster, Mitchell, Filipowski	> 5-0
McCain, Roach, Proctor, Filipowski, Young	1-1
McCain, Roach, Proctor, Mitchell, Filipowski	4-2

> Most recent lineup

DUKE BY THE NUMBERS

Seasons of Men's Basketball	119th in 2023-24
Total Games	3,206
Duke all-time record	2,283-923 (.712)
Duke all-time ACC record (regular season only)	705-347 (.670)
Duke record at Cameron Indoor Stadium	954-172 (.847)
ACC Championships	22 (last in 2022-23)
NCAA Tournament Appearances	45 (last in 2022-23)
NIT Postseason Appearances	5 (last in 1980-81)
20+ Win Seasons	57 (last in 2022-23)
30+ Win Seasons	16 (last in 2021-22)
AP Top 10 Finishes	38 (last in 2021-22)
AP No. 1 Finishes	8 (last in 2018-19)
Years Ranked No. 1 in the country (AP only)	24 (last in 2021-22)
Overtime Games	135 (70-65)
Duke 100-Point Games	196 (190-6)
National Players of the Year	13 honors by 11 players (last in 2018-19)
National Defensive Players of the Year	9 honors by 6 players (last in 2005-06)
National Freshman of the Year	7 (last in 2022-23)
All-American Honors	75 (last in 2021-22)
Academic All-American Honors	20 (last in 2015-16)
ACC Players of the Year	18 (last in 2019-20)
ACC Freshmen of the Year	14 (last in 2022-23)
ACC Defensive Players of the Year	5 (last in 2021-22)

CURRENT OPPONENT: NOTRE DAME FIGHTING IRISH



Season Stats

Duke (10-3, 1-1 ACC)
Notre Dame (6-8, 1-2 ACC)

Table with 11 columns: PPG, OPP. PPG, FG%, 3FG%, FT%, RPG, APG, BPG, SPG, FOUL. Rows for Duke and Notre Dame.

NOTES & CONNECTIONS

- Saturday's game is the 38th meeting in the series, with the Blue Devils leading, 29-8.
Since joining the ACC, the series favors Duke, 10-6 (8-4 in the regular season) and the Blue Devils have won nine of the last 10 and four straight at Notre Dame.
Four of the meetings have come in the ACC Tournament (2-2), with Duke winning 75-69 in the 2017 championship game and 88-70 in the 2018 quarterfinals -- both in Brooklyn.
Last season's 68-64 Duke win on Feb. 14 in Durham was sealed by a Mark Mitchell corner 3-pointer with 11 seconds remaining and aided by Kyle Filipowski's team-high 22 points.
Freshman guard Markus Burton tops the Fighting Irish in scoring with 16.1 points, 3.9 assists and 1.4 steals per game.
Notre Dame ranks second in the ACC and 44th nationally in scoring defense, holding opponents to 64.8 points per game.
First-year Notre Dame head coach Micah Shrewsberry spent six seasons (2013-19) as an assistant coach with the Boston Celtics, working with former Duke standout Jayson Tatum.
Shrewsberry's son, Braeden, is a freshman guard for the Fighting Irish, averaging 6.9 points in 26.0 minutes per contest.

THE SERIES

Overall Duke leads, 29-8
In Durham, N.C. Duke leads, 10-2
at Cameron Indoor Stadium Duke leads, 10-2
In South Bend, Ind. Duke leads, 8-4
at Purcell Pavilion Duke leads, 8-4
Neutral Sites Duke leads, 11-2
Last Meeting Duke 68, Notre Dame 64 (Feb. 14, 2023)

ON THIS DATE: JAN. 6

- Duke is 23-8 overall and has won 12 of its last 15 games played on Jan. 6.
The Blue Devils have a 6-5 road record on this date, having lost three of the last four contests on the opponent's court.
The Blue Devils last played on this date in 2021, an 83-82 home victory over Boston College.

SERIES FACTS

Overall Streak W2
Home Streak W1
Road Streak W4
Last Home Win 68-64 (Feb. 14, 2023)
Last Road Win 57-43 (Jan. 31, 2022)
Last Neutral Win 88-70 (March 8, 2018)
Last Home Loss 89-93 (Feb. 9, 2021)
Last Road Loss 73-77 (Jan. 28, 2015)
Last Neutral Loss 79-84, OT (March 10, 2016)
Largest Winning Margin 34 (94-60, Feb. 15, 2020)
Largest Losing Margin 19 (68-87; Feb. 9, 1974)
Most Points Scored 111 (111-82; Nov. 26, 1998)
Most Points Allowed 95 (91-95; Jan. 16, 2016)
Fewest Points Scored 57 (57-43; Jan. 31, 2022)
Fewest Points Allowed 43 (57-43; Jan. 31, 2022)
High Scoring Game, Duke 35, Jack Marin (Feb. 30, 1965)
High Scoring Game, Opp.: 34, Monty Williams (Jan. 26, 1994)

NEXT OPPONENT: PITTSBURGH PANTHERS

Game #15 • Road Game #4 • Tuesday, Jan. 9 • #14 Duke vs. Pittsburgh • 9 p.m. ET • Petersen Events Center • Pittsburgh, Pa. • TV: ESPN



Season Stats

Duke (10-3, 1-1 ACC)
Pittsburgh (9-5, 0-3 ACC)

Table with 11 columns: PPG, OPP. PPG, FG%, 3FG%, FT%, RPG, APG, BPG, SPG, FOUL. Rows for Duke and Pittsburgh.

NOTES & CONNECTIONS

- Tuesday will be the 25th meeting between Duke and Pitt, with the Blue Devils holding a 16-8 advantage in the series.
In the last meeting on March 9, 2023, Duke scored the most points in the series with a 96-69 win in the quarterfinals of the ACC Tournament.
Duke took the regular-season meeting, 77-69, in Durham on Jan. 11 -- a game in which the Blue Devils trailed by 11 at halftime (a deficit which grew to 12 in the second half) -- marking the team's largest halftime deficit overcome in a win since the 2017-18 season.
Last season's ACC Coach of the Year Jeff Capel is in his sixth year at Pitt. Capel is a former Duke player and assistant coach, spending seven seasons on Mike Krzyzewski's staff (2011-18).
A four-year starter for the Blue Devils from 1993-97, Capel was a two-time team captain. He was part of 83 wins and helped the program to 1994 NCAA title game.

THE SERIES

Overall Duke leads, 16-8
In Durham, N.C. Duke leads, 7-3
at Cameron Indoor Stadium Duke leads, 7-2
In Pittsburgh, Pa. Duke leads, 7-4
at Petersen Events Center Duke leads, 4-2
Neutral Sites Duke leads, 2-1
Last Meeting Duke 96, Pitt 69 (March 9, 2023)

ON THIS DATE: JAN. 9

- Duke is 22-9 overall on Jan. 9, and has posted a 9-1 record in the past 40 years.
The Blue Devils have three straight wins on this date since 2011.
Duke owns a 9-5 road record on this date, having won three of the last four contests on the opponent's court dating back to 1988.
The Blue Devils last played on this date in 2021, a 79-68 home victory over Wake Forest.

SERIES FACTS

Overall Streak W3
Home Streak W5
Road Streak W1
Last Home Win 77-69 (Jan. 11, 2023)
Last Road Win 86-56 (March 1, 2022)
Last Neutral Win 96-69 (March 9, 2023)
Last Home Loss 69-71 (Feb. 10, 1979)
Last Road Loss 73-79 (Jan. 19, 2021)
Last Neutral Loss 64-65 (Dec. 20, 2008)
Largest Winning Margin 38 (92-54, Dec. 20, 1955)
Largest Losing Margin 16 (46-62, Jan. 12, 1974)
Most Points Scored 96 (March 9, 2023; 96-69)
Most Points Allowed 84 (Dec. 21, 1955; 84-87 201)
Fewest Points Scored 32 (Feb. 3, 1941; 32-46)
Fewest Points Allowed 46 (Feb. 3, 1941; 32-46)
High Scoring Game, Duke 35, Carroll Youngkin (Jan. 31, 1959)
High Scoring Game, Opponent 45, Don Hennon (Dec. 21, 1957)

DUKE VERSUS THE ACC

Large table with columns for Membership, Overall (W, L, Pct.), Home (W, L, Pct.), Away (W, L, Pct.), Neutral (W, L, Pct.), Unknown Venue (W, L, Pct.), Cameron Indoor (W, L, Pct.), ACC Regular Season (W, L, Pct.), ACC Tournament (W, L, Pct., Strk), and Totals vs. current/all-time members.

DUKE GAME NOTES

Last Time Out

- » Duke shot 18-of-24 (.750) from the field in the second half, including a perfect 8-of-8 from beyond the arc, as the Blue Devils soared to an 86-66 victory over Syracuse on Tuesday, Jan. 2, at Cameron Indoor Stadium.
- » **Mark Mitchell** led Duke with a career-high 21 points and was joined in double-figures by four teammates - **Jared McCain** (18), **Jeremy Roach** (17), **Tyrese Proctor** (14) and **Kyle Filipowski** (12) - marking the second time this season Duke has had five players score at least 10 points.
- » Duke has now won 17 consecutive ACC home openers.
- » After missing all nine 3-point attempts in the first half, Duke converted all eight shots from behind the arc in the second half; marking the first time in Duke men's basketball history that the Blue Devils did not convert a 3-pointer in the first half, followed by a perfect shooting performance from long distance in the second half.
- » Duke's 8-for-8 shooting from behind the arc in the second half represents the most made 3-pointers in a half without a miss in Duke history.
- » The Blue Devils shot 18-of-24 (75.0%) from the field in the second half, their best shooting performance in any half this season and the best second-half shooting percentage since Jan. 20, 2009, when they connected on 76.9% (20-of-26) against North Carolina State.
- » Duke converted 16-of-18 from the charity stripe for a season-high 88.9% free-throw shooting effort.
- » Duke's defense held Syracuse to 66 points, 12.4 below its season average of 78.4 points. The Blue Devils have now held each of their 13 opponents below their respective scoring average.

Flip Doubles Up on Double-Doubles

- » Sophomore **Kyle Filipowski** has tallied double-doubles in four of Duke's last eight games, moving his career total to 20 double-doubles in 49 games played.
- » The Westtown, N.Y., native scored 21 points against Southern Indiana while reeling in 14 boards for his first double-double of the season. He then poured in 23 second-half points en route to 26 total points to go along with 10 rebounds at Arkansas. Against Hofstra, he scored a season-best 28 points (one point shy of matching his career-high) with 12 boards. Versus No. 10 Baylor, the center collected 13 points and 10 caroms.
- » So far this season, Filipowski has upped his shooting average compared to his freshman campaign. The 7-footer is averaging 17.5 points per game while shooting 52.8% from the field, up from 44.1% during the 2022-23 season.
- » The versatile big is also well on pace to step up his assist and block numbers. Filipowski has tallied 39 dimes and has already blocked 25 shots, after swatting a total of 26 attempts during his freshman year.

KenPom Player of the Year Rankings (as of Jan. 4)

Zach Edey, Purdue	2.449
Kyle Filipowski, Duke	1.618
Jaedon LeDee, San Diego St.	1.551
Kevin McCullar, Kansas	1.407
P.J. Hall, Clemson	1.400
Terrance Shannon, Illinois	1.310
Johni Broome, Auburn	1.286
DaRon Holmes, Dayton	1.278
David Jones, Memphis	1.268
Shahada Wells, McNeese St.	1.261

Taking Care of the Rock

- » Through 13 games, Duke has been one of the best teams in the country at limiting turnovers.
- » Duke ranks sixth nationally in fewest turnovers per game (9.1) and seventh in assist/turnover ratio (1.88).
- » According to KenPom, the Blue Devils currently have the sixth-lowest turnover percentage nationally, coming in at just 13.0%. Duke trails just two power-conference teams -- Kentucky (12.6%) and NC State (12.7%).
- » **Tyrese Proctor** tops the ACC and ranks 12 nationally in assist/turnover ratio at 3.67, while **Jeremy Roach** is positioned fourth in the conference at 3.00.

Emergence of McCain

- » After averaging 7.6 points per outing in the first eight games of the season, **Jared McCain** has reached the 20-point mark in three of the last five games, shooting 34-of-59 (57.6%) from the field, 17-of-32 (53.1%) from beyond the arc and 12-of-12 (100%) from the free-throw line to average 19.4 points per contest during that stretch.
- » The freshman guard scored a career-high 24 points on 9-of-14 shooting from the field, including 4-of-9 from long distance, to lead Duke to a 106-69 victory over Queens (Dec. 30).
- » Against Syracuse (Jan. 2), McCain nailed all four of his 3-point shots after intermission to finish with 18 points.
- » McCain has made three 3-pointers or more in six games this season, including five straight outings. The Blue Devils are 6-0 when McCain makes at least three triples.
- » He has also contributed 3.0 rebounds and 2.2 assists per outing during Duke's current five-game win streak.

The Blue Devils Have Won Nearly 85% of Games at Cameron Indoor Stadium

- » Duke has posted an all-time record of 954-172 (.847) at Cameron Indoor, that included a 572-76 (.883) record under Coach K.
- » Duke has won more games at its current home venue than any team in college basketball.
- » Now in its 85th season as the home of the Blue Devils, Duke has averaged 11.1 wins since the venue opened January 6, 1940 -- a 36-27 win over Princeton.

Duke's Three-Point Streak

- » Duke has connected on at least one three-pointer in 1,202 straight games, the second-longest streak nationally.
- » It has been more than 30 years since Duke was held without a three-point field goal -- Dec. 30, 1989, versus Hawai'i.

Sellout Streak Still Staying Strong

- » Duke has sold out 515 consecutive games at Cameron Indoor Stadium. The last time Duke did not have a sellout at home was on Nov. 16, 1990, against Boston College.
- » The sellout figure is the longest current streak (by time) in either men's college basketball or the NBA.
- » Duke's record at Cameron during the sellout streak is 468-47 (.909).

Roach Reaches 1K

- » Senior guard **Jeremy Roach** became the 68th Blue Devil all-time to eclipse 1,000 career points in his Duke career, scoring 17 points against Arizona on Nov. 10.
- » The Blue Devils are now solo third in NCAA Division I for most 1,000-point scorers in program history, ahead of Notre Dame and Villanova.
- » Roach is the first Duke player to cross the threshold since **Grayson Allen**, **Luke Kennard** and **Amile Jefferson** all did so during the 2016-17 season.
- » The senior point guard reached another career milestone recently -- his 100th game in a Duke jersey came against La Salle on Nov. 21.

Trio of Captains

- » Three players have been selected as team captains for the 2023-24 season -- **Tyrese Proctor**, **Jeremy Roach** and **Ryan Young**. The trio were elected via a vote of the players and coaches.
- » Roach serves as captain for the second straight year, after serving as the team's lone captain last season.
- » Both Proctor and Young are first-time captains. Proctor is just the fourth sophomore in program history to serve as team captain, joining **Tre Jones** (2020) and **Greg Paulus** and **Josh McRoberts** (2007).
- » "Being named a captain is something that has been meaningful in our program for a long time," said Scheyer. "I'm proud of these three guys. I let each of our players vote - and it was a consensus with our staff as well - so it's certainly more meaningful when it comes from both the players and the staff."

MOST WINS AT CURRENT HOME VENUE NCAA					
Rk	Team (Venue)	W	L	Pct.	Opened
1.	Duke (Cameron Indoor)	954	172	.847	1940
2.	Penn (The Palestra)	864	412	.677	1927
3.	Oklahoma State (Gallagher-Iba)	854	254	.771	1938
4.	Kansas (Allen Fieldhouse)	852	117	.879	1955
5.	Vanderbilt (Memorial Gym)	807	257	.758	1952
6.	UCLA (Pauley Pavilion)	793	129	.860	1965

Through games played on 1/4 based on available data

DUKE ALL-TIME AT CAMERON INDOOR STADIUM			
Overall Record	W	L	Pct.
ACC regular-season games	417	109	.793
Non-conference games	449	41	.916
When ranked in AP Top 25	647	66	.907

CONSECUTIVE GAMES WITH A 3-POINT FIELD GOAL ACTIVE			
Rk	School	Games	Next Game
1.	UNLV	1,204	vs. San Diego State (1/6)
2.	Duke	1,202	vs. Notre Dame (1/6)
3.	East Tennessee State	1,138	vs. UNC Greensboro (1/6)

Through games played on 1/4 based on available data

MOST 1,000 POINT SCORERS BY SCHOOL	
1.	North Carolina 81
2.	Louisville 69
3.	DUKE 68
4.	Notre Dame 67
	Villanova 67
6.	Kansas 66
7.	Syracuse 65
8.	Kentucky 61
9.	Ohio State 60
	UCLA 60

as of Nov. 12, 2023 -- as reported by each school

CONSECUTIVE SEASONS RANKED IN TOP 10 AP POLL		
Rk	Team	No.
1.	Duke	28
2.	Kansas	18
3.	Kentucky	14

DUKE GAME NOTES

Historic Debut for Head Coach Jon Scheyer

- » Former Duke All-American and two-time team captain **Jon Scheyer** made history with his head-coaching debut last season. He became just the third coach in ACC history to win the ACC Tournament in their first season and is the first to win an ACC title as both a player (2009, 2010) and as a coach (2023).
- » Scheyer was named a finalist for the Joe. B Hall Award, given to the best first-year head coach, as the Blue Devils finished ranked No. 12 in the final *Associated Press* poll, captured the program's 22nd ACC Tournament title, reached the NCAA Tournament for the 45th time and posted an overall record of 27-9 and a conference record of 14-6.
- » Duke entered the NCAA Tournament on a nine-game winning streak -- just three other Duke teams in history entered the NCAA Tournament on longer winning streaks (1999, 27-game streak; 1963, 18-game; 1986, 16-game). The Blue Devils pushed the streak to 10 games with a win over Oral Roberts in the first round.
- » The Northbrook, Ill., native has been integral in the recruiting and development of several young Duke stars since joining the staff, and as head coach, has landed the nation's No. 1-ranked recruiting class (2022-23) and No. 2-ranked recruiting class (2023).
- » Duke has signed a top-three recruiting class per ESPN in every season since Scheyer joined the staff, including the No. 1 class five times in 10 seasons (2014, 2015, 2017, 2018, 2022).

Continuity From Last Season

- » Duke returns 60.4 points per game from last year's roster, the most by a Duke team since the 2008-09 season, and brings back 77.9% of points scored in 2022-23 -- the most since the 2007-08 Duke team returned 81.3%.
- » Four different players who made 30 or more starts in 2022-23 have returned to Durham, which marks the first time in Duke lore since the 2000-01 roster that included **Shane Battier**, **Carlos Boozer**, **Nate James** and **Jay Williams**. The 2000-01 team went on to win Duke's third national championship.

ACC Preseason Picks: Duke First; Filipowski Player of the Year; Proctor Second Team

- » Duke was selected to finish first in the ACC this season, as chosen by media members in their preseason predictions.
- » The Blue Devils earned 44 of the 51 first-place votes and finished with 757 points, leading Miami, North Carolina and Virginia atop the preseason poll.
- » Sophomore forward **Kyle Filipowski**, reigning ACC Rookie of the Year, was named ACC Preseason Player of the Year and was a unanimous pick for the Preseason All-ACC First Team while his classmate, **Tyrese Proctor**, landed on the Second Team.
- » Filipowski received 35 votes for Preseason Player of the Year and Proctor also received a vote.

Four on Preseason Positional Awards

- » The Naismith Memorial Basketball Hall of Fame announced its preseason watch lists for national positional awards, with four different Blue Devils earning recognition: **Tyrese Proctor**, Bob Cousy Point Guard of the Year; **Jeremy Roach**, Jerry West Shooting Guard of the Year; **Mark Mitchell**, Julius Erving Small Forward of the Year; and **Kyle Filipowski**, Karl Malone Power Forward of the Year.

Scheyer Announces Early Signing Period Class

- » Head coach **Jon Scheyer** announced his second No. 1 recruiting class in three years with the signing of five players to the class of 2024 during the NCAA early signing period.
- » The top-ranked class would mark the third consecutive top-two class for Scheyer, after inking the top class for 2022 and the No. 2 group in 2023.
- » The five-player class is led by No. 1 overall prospect, Cooper Flagg, and includes four ranked in the top 20 by 247Sports.
- » Four of the signees are rated as the top player in their respective states by either ESPN or 247Sports - Flagg (Maine), Isaiah Evans (North Carolina), Kon II Kneuppel (Wisconsin) and Patrick Ngongba II (Virginia).

Freshman Class Ranked No. 2 Nationally -- Duke's 10th Consecutive Top-3 Class

- » The second class fully recruited and signed by Scheyer was ranked No. 2 nationally by both *ESPN* and *247Sports*.
- » It marked the second consecutive top-two class signed by Scheyer after inking the nation's No. 1 class in 2022 for his first season as Duke's head coach.
- » The class was made up of four players, all ranked in 247Sports' top 25, and three were ranked as the top player in their respective states per ESPN. **Jared McCain** was 10th on ESPN's Top 100, while **TJ Power**, **Sean Stewart** and **Caleb Foster** rounded out the class at No. 17, 22 and 23, respectively, in 247Sports' rankings.
- » The class included two McDonald's All-Americans (Stewart, McCain), two named the Gatorade Player of the Year in their state (McCain, Power) and all four made the roster for the Jordan Brand Classic.

Duke Adds Two More McDonald's All-Americans

- » Following the announcement of the 2022 McDonald's All-American Game rosters, Duke has signed 90 McDonald's All-Americans all-time -- the most of any NCAA program.
- » The Blue Devils' most recent selections are **Jared McCain** and **Sean Stewart**, while current Blue Devils **Jeremy Roach** (2020) and **Mark Mitchell** (2022) are also on Duke's roster.
- » Duke has added at least one McDonald's All-American in 39 consecutive years.

New Faces on the Bench

- » Scheyer made two new hires to Duke's coaching staff during the offseason -- **Will Avery** and **Emanuel Dildy**.
- » Avery, who starred at Duke from 1997 to 1999, had spent the last four seasons assisting with various aspects of the program while completing his undergraduate degree in African American studies. He left Duke after his sophomore year as the 14th overall pick by Minnesota in the 1999 NBA Draft.
- » Regarded in the coaching ranks as one of the nation's top recruiters, Dildy spent three years on the staff as an assistant coach under Chris Collins at Northwestern from 2018-21. He comes to Duke after a two-year stint as assistant coach for Porter Moser at Oklahoma.
- » On Nov. 28, Scheyer announced the hiring of former Blue Devil captain, **Justin Robinson**, as the team's director of player development. Robinson, a four-year letterwinner and member of ACC Championship teams in 2017 and 2019, finished his five seasons at Duke as a team captain during his senior campaign in 2019-20.

NBA Season Begins with 24 Blue Devils on Opening Day Rosters

- » When the NBA season began on Oct. 24, Duke had 24 members of The Brotherhood on opening-day rosters.
- » The list was compiled from the NBA's official opening-day rosters (including two-way and inactive lists) and includes any Blue Devil that played and finished their college basketball careers at Duke.
- » Duke's players are spread across the country at a total of 18 NBA franchises, including a trio of Blue Devils with the Dallas Mavericks (**Kyrie Irving**, **Seth Curry**, **Dereck Lively II**), and duos in Atlanta (**Jalen Johnson**, **AJ Griffin**), Orlando (**Paolo Banchero**, **Wendell Carter Jr.**), Brooklyn (**Harry Giles**, **Dariq Whitehead**) and New Orleans (**Zion Williamson**, **Brandon Ingram**).
- » Duke's two first-round picks from the 2022-23 squad, Lively and Whitehead, are set to make their NBA debut this season. Lively had a historic debut, becoming the first player in NBA history to record at least 15 points and 10 rebounds while shooting better than 85 percent from the field in an NBA debut.
- » Whitehead, the third-youngest player in the NBA this season, made his NBA debut on Nov. 25, following offseason surgery and resulting rehab.
- » Duke's two dozen players also join a long list of former players, coaches, managers and Duke graduates that serve on NBA coaching staffs or in front office roles for 26 of the league's 30 teams. That includes former Hall of Fame head coach **Mike Krzyzewski**, who joined the NBA this summer as a special advisor, 1984 Duke graduate **Adam Silver** (NBA Commissioner), **Grant Hill** (part owner of the Atlanta Hawks), **Elton Brand** (General Manager of the Philadelphia 76ers), **Trajan Landon** (General Manager of the New Orleans Pelicans), **Quin Snyder** (Head Coach of the Atlanta Hawks) and **Mike Dunleavy** (General Manager of the Golden State Warriors).

ACC PRESEASON POLL	
<i>(first-place votes in parentheses)</i>	
1. Duke (44), 757	
2. Miami (5), 693	
3. North Carolina (1), 670	
4. Virginia (1), 593	
5. Clemson, 570	
6. Wake Forest, 440	
7. NC State, 420	
8. Virginia Tech, 390	
9. Pitt, 380	
10. Syracuse, 321	
11. Florida State, 294	
12. Boston College, 227	
13. Georgia Tech, 157	
14. Louisville, 108	
15. Notre Dame, 100	

DUKE'S ESPN.COM RECRUITING CLASS RANKINGS	
2009	9
2010	6
2011	2
2012	12
2013	15
2014	>>> 1
2015	1
2016	2
2017	1
2018	1
2019	2
2020	2
2021	3
2022	1
2023	2
>>> Scheyer's first season on staff	

MOST McDONALD'S ALL-AMERICANS SIGNED	
1. Duke	90
2. North Carolina	74
3. Kentucky	68
> through 2023 class	

BLUE DEVILS IN THE NBA	
Grayson Allen - Phoenix	
Marvin Bagley III - Detroit	
Paolo Banchero - Orlando	
RJ Barrett - Toronto	
Maques Bolden - Milwaukee	
Wendell Carter Jr. - Orlando	
Seth Curry - Dallas	
Harry Giles III - Brooklyn	
AJ Griffin - Atlanta	
Brandon Ingram - New Orleans	
Kyrie Irving - Dallas	
Jalen Johnson - Atlanta	
Tre Jones - San Antonio	
Tyus Jones - Washington	
Luke Kennard - Memphis	
Dereck Lively II - Dallas	
Wendell Moore Jr. - Minnesota	
Mason Plumlee - Charlotte	
Cam Reddick - LA Lakers	
Jayson Tatum - Boston	
Gary Trent Jr. - Toronto	
Dariq Whitehead - Brooklyn	
Mark Williams - Charlotte	
Zion Williamson - New Orleans	

HEAD COACH JON SCHEYER



BIO

Former Duke All-American and two-time team captain Jon Scheyer is the 20th head coach in Duke University's storied basketball history. He was named to the position on June 4, 2021, succeeding Hall of Fame head coach Mike Krzyzewski.

Scheyer, who enters his second season as head coach in 2023-24, has vast experience on the Duke bench, having served on Krzyzewski's staff since the 2013-14 season. His previous roles with the Blue Devils include special assistant, assistant coach and the previous three years as associate head coach. Scheyer and Duke agreed to a new six-year contract in October of 2023, extending him through the 2028-29 season.

The 35-year-old Scheyer was among the youngest head coaches in Division-I men's basketball, and the youngest at a power conference institution. He was named to *The Athletic's* 40 Under 40 in college sports in 2022, and was previously touted as one of the best assistant coaches in college basketball.

As a player, Scheyer sparked the Blue Devils to two ACC championships and the 2010 NCAA title as a player from 2007-10. In his time on the coaching staff, he has helped Duke compile a 272-80 (.773) record, a national championship (2015), two Final Fours (2015, 2022) and three ACC Tournament crowns (2017, 2019, 2023).

The Northbrook, Ill., native has been integral in the recruiting and development of several young Duke stars since joining the staff, and landed the nation's No. 1-ranked recruiting class for the 2022-23 campaign and No. 2-ranked class for 2023-24.

Duke has signed a top-three recruiting class per ESPN in every season since Scheyer joined the staff, including the No. 1 class five times in 10 seasons (2014, 2015, 2017, 2018, 2022).

[CLICK HERE FOR COACH SCHEYER'S FULL BIO](#)

CAREER RECORD

Overall Record	37-12
ACC Record (regular season & tournament)	18-7
Home	24-1
Road	4-8
Neutral	9-3
vs. AP Top 25	6-5

SCHEYER QUICK FACTS

Born	August 24, 1987
High School	Glenbrook North, Northbrook, Ill.
College Career	Four-year letterman, Duke, 2007-2010
College Degree	B.A., History, Duke, 2010
College Honors	Co-captain, 2009, 2010
	Consensus Second Team All-America, 2010
	All-NCAA Final Four Team, 2010
	First Team All-ACC, 2010
	NCAA Tournament All-South Region, 2010
	ACC Tournament MVP, 2009
	All-Preseason NIT, 2009
	First Team ACC All-Tournament, 2009, 2010
Coaching Career	Special Assistant, Duke, 2013-14
	Assistant Coach, Duke, 2014-18
	Associate Head Coach, Duke, 2018-22
	Head Coach, Duke, 2022-present
Family	Wife, Marcelle (married May 2017)
	Children, Noa (born January 2018)
	Jett (born August 2019)
	James (born May 2022)

SCHEYER BY THE NUMBERS

27.6	Average number of wins per season while at Duke
.780	Career winning percentage as coach and player
10	Top-3 recruiting classes in nine years on staff
5	ACC Tournament titles (2009, 2010, 2017, 2019)
2	National Championships (2010, 2015)
25	All-ACC selections coaches (11 First Team picks)
11	All-Americans coached (5 consensus First Team picks)
15	Major ACC award winners coached (4 Players of the Year)
38	NBA Draft picks coached (2 overall No. 1 picks)

"I've said many times that Jon Scheyer is one of the smartest coaches in the country. He showed that repeatedly as a member of our staff the past eight seasons. He is ready for this amazing opportunity and clearly recognizes the significance of the position in which he finds himself. He understands the unique culture of Duke Basketball and he and his staff will carry it forward in an ever-changing college athletics environment. Jon is a rising star in the profession and Duke could not be in better hands moving forward." -- **MIKE KRZYZEWSKI**

JON SCHEYER YEAR-BY-YEAR AT DUKE

Playing Career		Overall	ACC	ACC Tournament	NCAA Tournament
2006-07	Freshman Guard	22-11	8-8 (T6th)	First Rd (0-1)	NCAA First Rd (0-1)
2007-08	Sophomore Guard	28-6	13-3 (2nd)	Semifinals (1-1)	NCAA Second Rd (1-1)
2008-09	Junior Guard	30-7	11-5 (T2nd)	Champion (3-0)	NCAA Sweet 16 (2-1)
2009-10	Senior Guard	35-5	13-3 (T1st)	Champion (3-0)	NCAA Champion (6-0)
Career		115-29 (.799)	45-19 (.703)	7-2 (.778)	9-3 (.750)
Coaching Career		Overall	ACC	ACC Tournament	NCAA Tournament
2013-14	Special Assistant	26-9	13-5 (3rd)	Finals (2-1)	NCAA First Rd (0-1)
2014-15	Assistant Coach	35-4	15-3 (2nd)	Semifinals (1-1)	NCAA Champion (6-0)
2015-16	Assistant Coach	25-11	11-7 (T5th)	Quarterfinals (1-1)	NCAA Sweet 16 (2-1)
2016-17	Assistant Coach	28-9	11-7 (T5th)	Champion (4-0)	NCAA Second Rd (1-1)
2017-18	Assistant Coach	29-8	13-5 (2nd)	Semifinals (1-1)	NCAA Elite Eight (3-1)
2018-19	Associate Head Coach	32-6	14-4 (3rd)	Champion (3-0)	NCAA Elite Eight (3-1)
2019-20	Associate Head Coach	25-6	15-5 (4th)	Quarterfinals (0-0)*	--*
2020-21	Associate Head Coach	13-11	9-9 (10th)	Quarterfinals (2-0)**	--
2021-22	Associate Head Coach	32-7	16-4 (1st)	Finals (2-1)	NCAA Semifinals (4-1)
2022-23	Head Coach	27-9	14-6 (4th)	Champion (3-0)	NCAA Tournament (1-0)
2023-24	Head Coach	10-3	1-1	--	--
Head Coach Totals		37-12 (.755)	15-7 (.682)	3-0 (1.000)	1-1 (.500)
Overall Coaching Totals		282-83 (.773)	132-56 (.702)	19-5 (.792)	20-7 (.741)

* Postseason canceled by COVID-19 pandemic; ** Season ended by Duke's COVID protocols

SCHEYER'S DUKE CAREER STATS

	GP-GS	Min	FG	Pct	3FG	Pct	FT	Pct	Reb	Avg	PF	Ast	Turn	Blk	Stl	Pts	Avg
2006-07	33-32	1,112	113-284	.398	61-167	.365	115-136	.846	110	3.3	57	61	52	5	39	402	12.2
2007-08	34-1	963	115-259	.444	47-121	.388	120-135	.889	134	3.9	56	83	37	9	46	397	11.7
2008-09	37-35	1,214	146-368	.397	79-205	.385	179-214	.836	134	3.6	62	102	57	6	58	550	14.9
2009-10	40-40	1,470	212-531	.399	110-287	.383	194-221	.878	144	3.6	54	194	65	10	65	728	18.2
Total	144-108	4,759	586-1,442	.406	297-780	.381	608-706	.861	522	3.6	229	440	211	30	208	2,077	14.4

2022-23 IN REVIEW

SEASON SUMMARY

- » The 118th season of Duke Basketball ushered in a new era for the program with **Jon Scheyer** succeeding Hall of Famer **Mike Krzyzewski** as the 20th head coach in the team history.
- » In an historic debut campaign for Scheyer, the Blue Devils finished ranked No. 12 in the *Associated Press* poll, captured the program's 22nd ACC Tournament title, reached the NCAA Tournament for the 45th time and posted a 27-9 overall record and a 14-6 mark in ACC play.
- » Scheyer inherited one of the nation's youngest rosters, with junior captain **Jeremy Roach** as the lone returning starter from a Duke team that reached the Final Four in 2021-22.
- » Eighty percent of Duke's minutes in the 2022-23 season were logged by players not on the roster the previous year -- the highest percentage on record in team history.
- » Finding continuity towards the end of the season after a year full of injuries, Duke played 11 of its final 12 games with a full complement of players available and started the same lineup in 15 of its final 16 games. Duke finished the year with a 19-1 overall record in games with its full roster available -- was 8-8 otherwise.
- » Duke entered the NCAA Tournament on a nine-game winning streak -- just three other Duke teams in history entered the NCAA Tournament on longer winning streaks (1999, 27-game streak; 1963, 18-game; 1986, 16-game).
- » With a priority on defense and rebounding, the Blue Devils held opponents below their season scoring average 31 times and were 27-4 in those games. They out-rebounded 29 opponents and were 25-4 when doing so.
- » Duke's 63.6 points allowed were its fourth fewest since 1950-51 and the fewest since the school-record 61.0 allowed by the 2010 squad.
- » The tallest team in the nation, Duke used its length on the perimeter and height at the rim to finish as one of just three Division I teams in the NCAA's top 40 for scoring defense (30th), field goal defense (27th), three-point defense (24th) and blocked shots (37th) -- Houston and Connecticut were the others.
- » On the glass, Duke was fifth nationally and led the ACC in rebounding margin (+7.9), while also leading the ACC and ranking 21st in rebounds per game (38.7). Duke was second in the conference in total rebounds (38.7) and third in defensive boards (26.7).
- » Freshman **Kyle Filipowski** recorded 16 double-doubles to lead all Division I freshmen, rank second in the ACC overall and 11th nationally and was tied for the second most by a Duke freshman all-time. He led all power conference freshmen in rebound average and his 322 boards were tied for third most by a Duke freshman.
- » Filipowski was a second-team All-ACC pick and joined Roach (honorable mention) on the All-ACC Team. Filipowski, **Tyrese Proctor** and **Dereck Lively II** were each tapped to the ACC All-Freshman Team, while Lively also earned one of the five spots on the league's All-Defensive Team.
- » Once again emerging as a postseason star, Roach poured in a career-high 23 points in the ACC Tournament title game win over Virginia and dropped 23 more in the NCAA First Round win over Oral Roberts. As a sophomore the year prior, Roach averaged 11.8 points, shot .438 from the field and led the team with 20 assists in Duke's five-game run to the Final Four.
- » Roach and Filipowski were presented Duke's Most Valuable Player Awards at the team's annual banquet. Sophomore Jaylen Blakes was the recipient of both the Glenn E. "Ted" Mann Award, given to the reserve who most contributed to team morale, and the Dr. Deryl Hart Award for the team's top scholar athlete. The Pagliuca Family Coach's Award, given to the player that best exemplified the commitment and values of Duke Basketball, was presented to freshman Mark Mitchell. **Dereck Lively II** was honored as the team's Best Defensive Player.

CURRENT STREAKS

Overall	Won 5
Unranked teams anywhere	Won 4
Ranked teams anywhere	Won 2
Home	Won 7
Home ACC	Won 11
Home non-conference	Won 6
Home unranked non-conference	Won 25
Home ranked teams	Lost 1
Home unranked teams	Won 24
Road	Lost 2
Road ACC	Lost 1
Road ranked teams	Lost 3
Road unranked teams	Lost 2
Neutral	Won 2
Neutral ranked teams	Won 2
Neutral unranked teams	Won 5

Consecutive Made Free Throws	Career	Season	Active
	Long*	Long	
Jared McCain	12	12	12
Caleb Foster	8	8	8
Ryan Young	19	7	7
TJ Power	4	4	4
Jeremy Roach	16	16	4
Kyle Filipowski	10	9	3
Tyrese Proctor	17	11	2
Jaylen Blakes	5	5	2
Mark Mitchell	13	12	--
Sean Stewart	2	2	--
Christian Reeves	3	1	--
Jaden Schutt	1	--	1
Spencer Hubbard	1	--	--

*Duke career only

Consecutive Games Played with 3-Point Field Goal	Career	Season	Active
	Long	Long	
Jared McCain	5	5	5
Tyrese Proctor	12	7	2
Jeremy Roach	6	6	1
TJ Power	3	3	--
Kyle Filipowski	8	2	--
Caleb Foster	2	2	--
Jaylen Blakes	3	1	--
Mark Mitchell	3	1	--
Jaden Schutt	2	--	--
Ryan Young	> 2	--	--

> includes previous school

Games Played	2023-24	Career
Ryan Young	13 (10-3)	> 135 (70-65)
Jeremy Roach	13 (10-3)	108 (79-29)
Jaylen Blakes	13 (10-3)	66 (53-13)
Kyle Filipowski	13 (10-3)	49 (37-12)
Jared McCain	13 (10-3)	13 (10-3)
Caleb Foster	13 (10-3)	13 (10-3)
Mark Mitchell	12 (9-3)	47 (36-11)
Sean Stewart	12 (9-3)	12 (9-3)
Tyrese Proctor	10 (7-3)	47 (35-12)
TJ Power	10 (8-2)	10 (8-2)
Neal Begovich	5 (5-0)	> 20 (16-4)
Spencer Hubbard	5 (5-0)	11 (11-0)
Christian Reeves	3 (2-1)	16 (12-4)
Jaden Schutt	--	14 (11-3)
Stanley Borden	--	2 (2-0)

> includes previous school

Record in such games in ()

Starts	Consecutive	Career
Kyle Filipowski	49	49 (37-12)
Jeremy Roach	29	88 (66-22)
Jared McCain	13	13 (10-3)
Mark Mitchell	5	46 (36-10)
Caleb Foster	5	5 (5-0)
Ryan Young	--	> 48 (15-33)
Tyrese Proctor	--	42 (31-11)
Jaylen Blakes	--	2 (1-1)

> includes previous school

Record in such games in ()

SEASON / CAREER TOTALS

2023-24 Career

Double Figure Scoring Games	2023-24	Career
Kyle Filipowski	12	43 (35-8)
Jeremy Roach	9	58 (44-14)
Mark Mitchell	9	25 (23-2)
Jared McCain	7	7 (7-0)
Tyrese Proctor	5	23 (18-5)
Caleb Foster	5	5 (4-1)
Jaylen Blakes	2	4 (3-1)
Sean Stewart	1	1 (1-0)
Ryan Young	--	> 42 (20-22)

20+ Point Games	2023-24	Career
Kyle Filipowski	5	11 (8-3)
Jared McCain	3	3 (3-0)
Jeremy Roach	2	10 (7-3)
Mark Mitchell	2	2 (2-0)
Tyrese Proctor	1	1 (1-0)
Ryan Young	--	> 4 (4-0)

30+ Point Games	2023-24	Career
Kyle Filipowski	5	21 (17-4)
Jared McCain	2	2 (1-1)
Sean Stewart	1	1 (1-0)
Ryan Young	--	> 8 (6-2)
Tyrese Proctor	--	1 (1-0)

10+ Rebound Games	2023-24	Career
Kyle Filipowski	5	21 (17-4)
Jared McCain	2	2 (1-1)
Sean Stewart	1	1 (1-0)
Ryan Young	--	> 8 (6-2)
Tyrese Proctor	--	1 (1-0)

Double-Doubles	2023-24	Career
Kyle Filipowski	4	20 (16-4)
Jared McCain	1	1 (1-0)
Sean Stewart	1	1 (1-0)
Ryan Young	--	> 5 (4-1)
Tyrese Proctor	--	2 (2-0)
Jeremy Roach	--	1 (1-0)

20-10 Games	2023-24	Career
Kyle Filipowski	3	7 (5-2)
Ryan Young	--	> 2 (2-0)

3+ Steal Games	2023-24	Career
Jaylen Blakes	2	3 (2-1)
Jared McCain	2	2 (1-1)
Kyle Filipowski	1	7 (6-1)
Sean Stewart	1	1 (1-0)
Jeremy Roach	--	4 (3-1)
Ryan Young	--	> 2 (1-1)

3+ Three-Point Field Goal Games	2023-24	Career
Jared McCain	6	6 (6-0)
Jeremy Roach	3	13 (11-2)
Kyle Filipowski	2	5 (3-2)
Jaylen Blakes	1	3 (2-1)
Caleb Foster	1	1 (1-0)
TJ Power	1	1 (1-0)
Tyrese Proctor	1	6 (6-0)
Jaden Schutt	--	1 (1-0)

Scoring Leaders	2023-24	Career
Kyle Filipowski	5	21 (15-6)
Jared McCain	3	3 (3-0)
Caleb Foster	1	1 (1-0)
Mark Mitchell	2	4 (4-0)
Tyrese Proctor	1	4 (2-2)
Jeremy Roach	1	15 (11-4)
Jaylen Blakes	--	2 (1-1)
Ryan Young	--	2 (2-0)

Rebounding Leaders	2023-24	Career
Kyle Filipowski	9	31 (21-10)
Jared McCain	2	2 (1-1)
Ryan Young	1	8 (6-2)
Mark Mitchell	1	3 (3-0)
Sean Stewart	1	1 (1-0)
Tyrese Proctor	--	3 (2-1)
Jeremy Roach	--	1 (1-0)

Assist Leaders	2023-24	Career
Tyrese Proctor	7	24 (19-5)
Kyle Filipowski	5	6 (5-1)
Jeremy Roach	4	31 (23-8)
Jared McCain	2	2 (0-2)
Caleb Foster	1	1 (1-0)
Jaylen Blakes	--	5 (3-2)
Mark Mitchell	--	2 (1-1)
Ryan Young	--	2 (1-1)

Record in such games in ()

> includes previous school

HONORS & AWARDS

Kyle Filipowski
Preseason ACC Player of the Year
Preseason First Team All-ACC
Preseason First Team All-America (Associated Press)
Preseason First Team All-America (Blue Ribbon)
Preseason First Team All-America (Sporting News)
NABC Division I Player of the Year -- Preseason Watch List
Karl Malone Power Forward of the Year -- Preseason Watch List
Naismith Trophy -- Preseason Watch List
Wooden Award -- Preseason Top 50
ACC Player of the Week (12/18)

Tyrese Proctor
Preseason Second Team All-ACC
NABC Division I Player of the Year -- Preseason Watch List
Bob Cousy Point Guard of the Year -- Preseason Watch List
Naismith Trophy -- Preseason Watch List
Wooden Award -- Preseason Top 50
Team Captain

Jeremy Roach
Jerry West Shooting Guard of the Year -- Preseason Watch List
Wooden Award -- Preseason Top 50
Team Captain

Mark Mitchell
Julius Erving Small Forward of the Year -- Preseason Watch List

CAREER DOUBLE-DOUBLES (BY DATE)

Player (No.)	Date	Opponent	Pts	R/A/B/S
@Ryan Young (1)	11/22/19	Norfolk St.	19	12
@Ryan Young (2)	12/15/19	SIU-Edwards.	25	12
@Ryan Young (3)	12/21/19	DePaul	11	11
Kyle Filipowski (1)	11/7/22	Jacksonville	10	12
Kyle Filipowski (2)	11/11/22	USC Upstate	15	10
Kyle Filipowski (3)	11/15/22	Kansas	17	14
Tyrese Proctor (1)	11/18/22	Delaware	13	10
Kyle Filipowski (4)	11/24/22	Oregon St.	19	14
Ryan Young (4)	11/24/22	Oregon St.	11	15
Kyle Filipowski (5)	12/3/22	Boston Coll.	13	10
Kyle Filipowski (6)	12/6/22	Iowa	12	10
Ryan Young (5)	12/31/22	Fla. St.	20	12
Kyle Filipowski (7)	1/11/23	Pitt	28	15
Kyle Filipowski (8)	1/14/23	Clemson	18	14
Kyle Filipowski (9)	1/21/23	Miami	17	14
Kyle Filipowski (10)	1/23/23	Va Tech	29	10
Kyle Filipowski (11)	1/31/23	Wake	16	11
Kyle Filipowski (12)	2/18/23	Syracuse	14	12
Jeremy Roach (1)	2/25/23	Va Tech	19	11-a
Kyle Filipowski (13)	2/28/23	NC State	11	14
Kyle Filipowski (14)	3/2/23	N Carolina	22	13
Tyrese Proctor (2)	3/10/23	Pitt	11	10-a
Kyle Filipowski (15)	3/10/23	Miami	17	11
Kyle Filipowski (16)	3/11/23	Virginia	20	10
Jared McCain (1)	11/17/23	Bucknell	17	10
Sean Stewart (1)	11/21/23	La Salle	16	10
Kyle Filipowski (17)	11/24/23	Southern Indiana	21	14
Kyle Filipowski (18)	11/29/23	Arkansas	26	10
Kyle Filipowski (19)	12/12/23	Hofstra	28	12
Kyle Filipowski (20)	12/20/23	Baylor	13	10

bold - this season

@ while playing at Northwestern

Double-doubles are points-rebounds, unless noted

DUKE IN THE ASSOCIATED PRESS POLL

DUKE'S AP POLL HISTORY

Total Polls Ranked	881 (69%)
Top 10 Rankings	723 (57%)
Top 5 Rankings	434 (34%)
No. 1 Rankings	145 (12%)
Longest Consecutive Polls Ranked	200 ¹
Current Streak	11

¹ - Duke was ranked in 200 consecutive polls from 1997-07, the third-longest streak in college basketball history.

YEARS RANKED

Total Years	63
Consecutive Years	41
Current Streak	41

FINAL POLL

Total Polls	51 (68%)
Top 10	39 (53%)
Top 5	17 (23%)
High Rank	1 (eight times)

NO. 1 RANKING

Total Weeks	145
Most No. 1 Weeks in Succession	18 (1992)

DUKE IN THE POLLS | 2023-24 SEASON

Date	AP	Coaches
Preseason	2	3
Week 2	9	9
Week 3	9	9
Week 4	7	7
Week 5	22	21
Week 6	21	19
Week 7	21	19
Week 8	16	15
Week 9	14	13
Week 10		
Week 11		
Week 12		
Week 13		
Week 14		
Week 15		
Week 16		
Week 17		
Week 18		
Final	143	(1987-95)

DUKE IN TOP 10 / TOP 25 CHARTS

CONSECUTIVE WEEKS IN AP TOP 25 RANKINGS | ALL-TIME

1. Kansas	231 (2009-20)
2. UCLA	221 (1967-80)
3. Duke	200 (1997-07)
4. North Carolina	172 (1991-00)
5. North Carolina	171 (1973-83)
6. Duke	167 (2008-16)
7. Marquette	166 (1970-80)
8. Kentucky	164 (1991-00)
9. Kansas	145 (1991-99)
10. Duke	143 (1987-95)

» *The Blue Devils have been in 496 of the last 516 polls*

CONSECUTIVE AP TOP-10 RANKINGS | ACC

1. Duke	122 (11/26/07-1/6/14)
2. Duke	75 (12/26/61-12/6/66)
3. Duke	69 (1/22/91-12/26/94)
4. Maryland	68 (11/25/72-3/2/76)
5. Duke	67 (12/20/99-3/3/03)

CONSECUTIVE AP TOP-10 RANKINGS | NCAA

1. UCLA	155 (11/15/66-1/20/76)
2. Duke	122 (11/26/07-1/6/14)
3. Kentucky	91 (3/14/94-2/15/99)
4. Gonzaga	84 (2/12/18-11/28/22)
5. Kansas	76 (11/21/94-12/7/98)
6. Duke	75 (12/26/61-12/6/66)
7. Duke	69 (1/22/91-12/26/94)
8. Maryland	68 (11/25/72-3/2/76)
9. Duke	67 (12/20/99-3/3/03)
10. Marquette	66 (2/17/70-2/26/74)

All charts though Jan. 4, 2024

TOP 25 FACTS & RECORDS

Rank	Total Weeks Ranked	Last Time	Games	Record as Rank	Pct.	Record vs. Rank	Pct.
No. 1	145	11/29/2021	284	243-41	.856	10-21	.323
No. 2	90	Pre 2023-24	166	142-24	.855	18-28	.391
No. 3	76	12/6/2021	148	121-27	.818	17-24	.415
No. 4	59	2/28/2022	112	94-18	.839	13-20	.394
No. 5	64	11/22/2021	131	100-31	.763	12-22	.353
No. 6	73	1/17/2022	156	122-34	.782	18-11	.621
No. 7	68	11/27/2023	136	102-34	.750	18-16	.529
No. 8	59	11/21/2022	103	84-19	.816	12-22	.353
No. 9	47	11/20/2023	96	75-21	.781	15-15	.500
No. 10	43	12/7/2020	58	42-16	.724	13-7	.650
No. 11	18	Final 2020	31	22-9	.710	17-14	.548
No. 12	18	Final 2023	32	25-7	.781	15-7	.682
No. 13	15	12/19/2007	32	28-4	.875	19-10	.655
No. 14	17	1/1/2024	33	25-8	.758	20-8	.714
No. 15	14	12/5/2022	28	22-6	.786	14-9	.609
No. 16	14	12/25/2023	24	13-11	.542	11-6	.647
No. 17	19	12/26/2022	34	22-12	.647	14-10	.583
No. 18	11	2/6/2017	21	14-7	.667	11-10	.524
No. 19	11	1/11/2021	19	9-10	.474	13-7	.650
No. 20	9	12/28/2020	12	10-2	.833	11-13	.458
No. 21	8	12/18/2023	13	12-1	.923	8-2	.800
No. 22	1	12/4/2023	1	1-0	1.000	7-3	.700
No. 23	1	1/13/2014	2	2-0	1.000	9-2	.818
No. 24	2	1/9/2023	3	1-2	.333	8-3	.727
No. 25	0	Never	-	0-0	.000	4-1	.800
Totals	881	1/1/2024	1,675	1,331-344	.795	327-291	.529

DUKE AT NO. 1 CHARTS

END OF SEASON NO. 1 RANKINGS | ALL-TIME

1. Kentucky	10
2. Duke	8
UCLA	8
4. North Carolina	6
5. Kansas	4
Ohio State	4

END OF SEASON NO. 1 RANKINGS | SINCE 1986

1. Duke	8
2. Kansas	4
3. Kentucky	3
North Carolina	3
Gonzaga	3
6. Ohio State	2
UNLV	2

WEEKS RANKED NO. 1 | ALL-TIME

1. Duke	145
2. UCLA	134
3. Kentucky	125
4. North Carolina	113
5. Kansas	77
6. Indiana	54
7. Cincinnati	45
8. Gonzaga	42
9. Arizona	39
10. Ohio State	37

WEEKS RANKED NO. 1 | ACC SCHOOLS

1. Duke	145
2. North Carolina	113
3. Virginia	17
4. NC State	13
5. Syracuse*	3
Wake Forest	3
7. Louisville*	2
8. Georgia Tech	1

* as ACC member

WEEKS RANKED NO. 1 | SINCE 1985 (NCAA TOURNEY EXPANSION)

1. Duke	127
2. North Carolina	72
3. Kansas	68
4. Kentucky	48
5. Gonzaga	42

WEEKS RANKED NO. 1 | SINCE 2001 (THIS CENTURY)

1. Duke	74
2. Gonzaga	42
Kansas	42
4. Kentucky	38
5. North Carolina	34

GAMES RANKED NO. 1 | ALL-TIME (SINCE 1949)

1. Duke	284 (243-41)
2. UCLA	257 (242-15)
3. Kentucky	233 (203-30)
4. North Carolina	223 (190-33)
5. Kansas	132 (111-21)
6. Indiana	98 (88-10)
7. Cincinnati	79 (71-8)
8. Ohio State	77 (71-6)
9. Gonzaga	74 (66-8)
10. UNLV	72 (66-6)

GAMES RANKED NO. 1 | SINCE 1998

1. Duke	182 (153-29)
2. North Carolina	84 (71-13)
3. Kentucky	81 (72-9)
4. Gonzaga	74 (66-8)
5. Kansas	70 (59-11)
6. Connecticut	50 (42-8)
7. Arizona	39 (33-6)
8. Villanova	34 (28-6)
9. Florida	32 (26-6)
Illinois	32 (30-2)

CONSECUTIVE SEASONS RANKED NO. 1 | NCAA

1. UCLA	12 (1964-75)
2. Duke	7 (1998-04)
3. Kansas	5 (1993-97)
4. Duke	4 (2017-20)
Kentucky	4 (2014-17)
6. Duke	3 (1992-94)
North Carolina	3 (1957-59)
North Carolina	3 (1982-84)
North Carolina	3 (1986-88)
North Carolina	3 (1993-95)
North Carolina	3 (2007-09)
Villanova	3 (2016-18)

All charts though Jan. 4, 2024

2023-24 Season

- » A graduate transfer to Duke after a four-year playing career at Stanford
- » Earned his economics degree from Stanford and is pursuing his Master of Management Studies graduate degree from Duke's Fuqua School of Business
- » Made his Duke debut against Dartmouth, playing two minutes and grabbing one rebound
- » Logged a season-high four minutes against Bucknell (11/17), reeling in one rebound

Before Duke

- » Appeared in a total of 15 games for the Cardinal, including two starts
- » Shot 6-of-14 (.429) from the field at Stanford

Personal

- » His older brothers, Daniel and Joseph, both played basketball at Stanford
- » Joins Daniel in Durham, who is in his second year as a graduate assistant for the Blue Devils

LAST FIVE GAME STATS

Date	Opponent	Start	FG	Pct.	3FG	Pct.	FT	Pct.	Reb	PF	Pts	Ast	TO	Blk	Stl	Min
12/9	Charlotte	dnp	(coach's decision)													
12/12	Hofstra		0-0	.000	0-0	.000	0-0	.000	0-0-0	0	0	0	0	0	0	1
12/20	vs. Baylor	dnp	(coach's decision)													
12/30	Queens		0-1	.000	0-1	.000	0-0	.000	0-1-1	0	0	0	0	0	0	3
1/2	Syracuse	dnp	(coach's decision)													

CAREER HIGHS

3 at N.C. A&T (12/6/20)	Points	--
3 vs. Washington (2/26/23)	Rebounds	1, 3x, last vs. Queens (12/30/23)
2 vs. Green Bay (12/16/22)	Assists	--
1 vs. Green Bay (12/16/22)	Steals	--
1 at Oregon State (3/2/23)	Blocks	--
1, 6x, last vs. Green Bay (12/16/22)	FG Made	--
1 at N.C. A&T (12/6/20)	3FG Made	--
2 at Oregon State (3/2/23)	FT Made	--
6 vs. Washington (2/26/23)	Minutes	4 vs. Bucknell (11/17/23)

SEASON HIGHS

Career Statistics

Season	GP-GS	Min	FG-FGA	Pct.	3PT-A	Pct.	FT-FTA	Pct.	Reb	Avg.	PF-DQ	Ast	TO	Blk	Stl	Pts	Avg
2020-21	3-0	7	3-3	1.000	1-1	1.000	0-0	.000	1	0.3	0-0	0	0	0	0	7	2.3
2021-22	4-0	11	1-2	.500	0-1	.000	0-0	.000	1	0.3	2-0	0	0	0	0	2	0.5
2022-23	8-2	28	2-9	.222	0-4	.000	3-5	.600	9	1.1	4-0	2	1	1	1	7	0.9
2023-24	5-0	10	0-2	.000	0-2	.000	0-0	.000	3	0.6	0-0	0	0	0	0	0	0.0
Totals	20-2	56	6-16	.375	1-8	.125	3-5	.600	14	0.7	6-0	2	1	1	1	16	0.8

PRODUCTION

	Season	Career
Double-figure points	--	--
Double-doubles	--	--
20-point games	--	--
Dunks	--	--
5+ rebounds	--	--
3+ assists	--	--
2+ steals	--	--
Three-point plays	--	--

2023-24 Season

- » Played 18 minutes versus UNC Pembroke, scoring four points while logging two assists and a rebound
- » One of four Blue Devils in double-digits vs. Dartmouth, scoring 10 points on 3-for-3 shooting while grabbing two rebounds and swiping a team-high three steals
- » Turned in a perfect shooting performance against Charlotte, shooting 5-of-5 from the field, including 3-of-3 from deep and 2-2 from the charity stripe -- scoring a season-high 15 total points
- » Averaged 18.7 minutes and 6.4 points per game across three contests while helping fill in with Tyrese Proctor out due to injury
- » Three steals and two assists in pivotal 15 minutes of action against Syracuse (1/2)

Career

- » Two-time letterwinner for the Blue Devils
- » Has played in a total of 65 games, including two starts as a sophomore
- » Averaged career highs in minutes, points and rebounds during his sophomore season
- » One of six Duke student-athletes that participated in the ACC's 2023 Unity Tour in Washington, D.C.
- » Competed for USA East Coast Basketball in the summer of 2022 on an overseas tour in Barcelona with other U.S. collegiate players

Personal

- » Chose Duke over Texas, Georgetown and Stanford, among others
- » Former Blue Devil and NBA All-Star Luol Deng played for Blair Academy in 2003

LAST FIVE GAME STATS

Date	Opponent	Start	FG	Pct.	3FG	Pct.	FT	Pct.	Reb	PF	Pts	Ast	TO	Blk	Stl	Min
12/9	Charlotte		5-5	1.000	3-3	1.000	2-2	1.000	0-3-3	3	15	0	1	0	1	21
12/12	Hofstra		2-3	.667	0-1	.000	0-0	.000	0-1-1	0	4	2	0	0	0	25
12/20	vs. Baylor		0-1	.000	0-0	.000	0-0	.000	0-0-0	1	0	0	1	0	0	10
12/30	Queens		3-5	.600	0-1	.000	0-1	.000	0-3-3	2	6	2	0	0	0	14
1/2	Syracuse		0-1	.000	0-0	.000	2-2	1.000	1-1-2	0	2	2	0	1	3	15

CAREER HIGHS

17, 2x, last vs. Florida State (12/31/22)	Points	15 vs. Charlotte (12/9/23)
5 at Clemson (1/14/23)	Rebounds	3, 3x, last vs. Queens (12/30/23)
5 vs. Boston College (12/3/22)	Assists	2, 3x, last vs. Syracuse (1/2/24)
3, 3x, last vs. Syracuse (1/2/24)	Steals	3, 2x, last vs. Syracuse (1/2/24)
2 vs. Dartmouth (11/6/23)	Blocks	2 vs. Dartmouth (11/6/23)
6, 2x, vs. Florida State (12/31/22)	FG Made	5 vs. Charlotte (12/9/23)
4 vs. Florida State (12/31/22)	3FG Made	3 vs. Charlotte (12/9/23)
3, 5x, last vs. Dartmouth (11/6/23)	FT Made	3 vs. Dartmouth (11/6/23)
30 vs. Florida State (12/31/22)	Minutes	21 vs. Charlotte (12/9/23)

SEASON HIGHS

Career Statistics

Season	GP-GS	Min	FG-FGA	Pct.	3PT-A	Pct.	FT-FTA	Pct.	Reb	Avg.	PF-DQ	Ast	TO	Blk	Stl	Pts	Avg
2021-22	21-0	93	8-28	.286	5-17	.294	0-1	.000	15	0.7	10-0	11	8	0	4	21	1.0
2022-23	32-2	421	33-93	.355	15-44	.341	24-37	.649	46	1.4	42-1	39	19	5	18	105	3.3
2023-24	13-0	163	15-29	.517	4-11	.364	7-8	.875	16	1.2	11-0	10	4	4	10	41	3.2
Totals	66-2	677	56-150	.373	24-72	.333	31-46	.674	77	1.2	63-1	60	31	9	32	167	2.5

PRODUCTION

	Season	Career
Double-figure points	2	4
Double-doubles	--	--
20-point games	--	--
Dunks	1	4
5+ rebounds	--	1
3+ assists	--	3
2+ steals	2	7
Three-point plays	1	4
Four-point plays	--	--

2022-23 Season

- » Made season debut against USC Upstate (11/11), grabbing a defensive rebound in two minutes of action

Career

- » Played for the Portuguese U20 National Team during the FIBA European Group A Challenger in the summer of 2021, averaging 7.6 points, 6.2 rebounds, 1.2 assists and 1.0 steals
- » Member of the Besiktas J.K. U18 team for two seasons
- » As a freshman, led his high school varsity team to its first CEESA (Central-Eastern European Schools Association) Division A Championship

Personal

- » Also played tennis in high school
- » Joined the Duke men's basketball team as a walk-on in September 2021
- » His grandfather, Stanley Borden, played basketball at Mississippi State
- » Holds dual citizenship in Portugal and played for the Portuguese U20 National Team

LAST FIVE GAME STATS

Date	Opponent	Start	FG	Pct.	3FG	Pct.	FT	Pct.	Reb	PF	Pts	Ast	TO	Blk	Stl	Min
12/9	Charlotte		dnp	(coach's decision)												
12/12	Hofstra		dnp	(coach's decision)												
12/20	vs. Baylor		dnp	(coach's decision)												
12/30	Queens		dnp	(coach's decision)												
1/2	Syracuse		dnp	(coach's decision)												

CAREER HIGHS

	Points	Season	Career
--	Points	--	--
1, 2x, last vs. USC Upstate (11/11/21)	Rebounds	--	--
--	Assists	--	--
--	Steals	--	--
--	FG Made	--	--
--	3FG Made	--	--
--	FT Made	--	--
2, vs. USC Upstate (11/11/22)	Minutes	--	--

SEASON HIGHS

Career Statistics

Season	GP-GS	Min	FG-FGA	Pct.	3PT-A	Pct.	FT-FTA	Pct.	Reb	Avg.	PF-DQ	Ast	TO	Blk	Stl	Pts	Avg
2021-22	1-0	1	0-0	.000	0-0	.000	0-0	.000	1	1.0	0-0	0	0	0	0	0	0.0
2022-23	1-0	2	0-0	.000	0-0	.000	0-0	.000	1	1.0	0-0	0	0	0	0	0	0.0
2023-24	--	--	--	--	--	--	--	--	--	--	--	--	--	--	--	--	--
Totals	2-0	3	0-0	.000	0-0	.000	0-0	.000	2	1.0	0-0	0	0	0	0	0	0.0

PRODUCTION

	Season	Career
Double-figure points	--	--
Double-doubles	--	--
20-point games	--	--
Dunks	--	--
5+ rebounds	--	--
2+ blocks	--	--
2+ steals	--	--
Three-point plays	--	--

2023-24 Season

- » ACC Preseason Player of the Year, AP Preseason All-America, Sporting News Preseason First Team All-America, ACC Preseason First Team All-ACC.
- » ACC Player of the Week (12/18)
- » 25 points in season opener against Dartmouth -- 22nd Blue Devil to score 25+ in the first game of a season. Finished 10-of-12 from the field against Dartmouth -- a career-high for field goals made and the fourth-best shooting percentage by a Blue Devil with at least 10 shots in a season opener
- » Finished with 28 points, 12 rebounds and eight assists versus Hofstra -- the first Blue Devil ever with that stat line and just the 10th with at least 25/10/5
- » 10+ rebounds in four of the last six games and recorded his 20th career double-double (vs. Baylor) in just his 47th game.
- » Scored 19 points in just 22 minutes versus Queens (12/30), shooting 8-of-10 (.800) from the field

Career

- » ACC Rookie of the Year, All-ACC Second Team, ACC Tournament MVP, Honorable Mention All-America, Kyle Macy Freshman of the Year following the 2022-23 season
- » First player in ACC history to open a season with four consecutive Rookie of the Week honors
- » Scored in double-figures in 31 games as a freshman, including in each of the first 12 games

High School

- » Ranked as the No. 10 overall player and No. 2 at his position in ESPN 100's class of 2022 rankings
- » Named the Massachusetts Boys Basketball Gatorade Player of the Year as a junior in 2020-21
- » Named to the 2021 USA Basketball 3x3 U18 World Cup, where he led the Americans to the gold medal
- » Led Wilbraham & Monson to the 2020 New England Prep School championship and was named tournament MVP
- » Held a 4.02 cumulative GPA in high school and received Magna Cum Laude Award for Academic Excellence
- » Wearing No. 30 at Duke -- selecting that number as it is the number worn by head coach Jon Scheyer when he played at Duke

Personal

- » Father, Dave, played on the men's basketball team at Slippery Rock University from 1979-81
- » Mother, Becky, played on the women's basketball team at Long Beach State from 1982-84
- » Twin brother, Matthew, is a member of the Harvard men's basketball team

LAST FIVE GAME STATS

Date	Opponent	Start	FG	Pct.	3FG	Pct.	FT	Pct.	Reb	PF	Pts	Ast	TO	Blk	Stl	Min
12/9	Charlotte	*	2-10	.200	0-1	.000	1-2	.500	2-11-13	2	5	4	2	1	1	32
12/12	Hofstra	*	10-16	.625	4-7	.571	4-5	.800	3-9-12	2	28	8	7	3	1	35
12/20	vs. Baylor	*	5-14	.357	0-2	.000	3-5	.600	3-7-10	4	13	4	2	0	3	32
12/30	Queens	*	8-10	.800	1-2	.500	2-3	.667	0-4-4	4	19	2	0	5	3	22
1/2	Syracuse	*	5-7	.714	0-0	.000	2-2	1.000	0-7-7	3	12	3	1	1	1	27

CAREER HIGHS

	Points	Season	Career
29 at Virginia Tech (1/23/23)	Points	28 vs. Hofstra (12/12/23)	
15, 2x, last vs. Pittsburgh (1/11/23)	Rebounds	14 vs. Southern Indiana (11/24/23)	
8 vs. Hofstra (12/12/23)	Assists	8 vs. Hofstra (12/12/23)	
4, 2x, last vs. Oral Roberts (3/16/23)	Steals	3, 2x, last vs. Queens (12/30/23)	
5 vs. Queens (12/30/23)	Blocks	5 vs. Queens (12/30/23)	
10, 3x, last vs. Hofstra (12/12/23)	FG Made	10, 3x, last vs. Hofstra (12/12/23)	
4, 3x, last vs. Hofstra (12/12/23)	3FG Made	4 vs. Hofstra (12/12/23)	
11 vs. Pittsburgh (1/11/23)	FT Made	7 at Arkansas (11/29/23)	
38, 2x, last vs. Tennessee (3/18/23)	Minutes	35, 2x, last vs. Hofstra (12/12/23)	

SEASON HIGHS

Career Statistics

Season	GP-GS	Min	FG-FGA	Pct.	3PT-A	Pct.	FT-FTA	Pct.	Reb	Avg.	PF-DQ	Ast	TO	Blk	Stl	Pts	Avg
2022-23	36-36	1047	189-429	.441	35-124	.282	130-170	.765	322	8.9	93-2	56	89	26	47	543	15.1
2023-24	13-13	374	85-161	.528	12-38	.316	46-63	.730	113	8.7	35-0	39	21	25	18	228	17.5
Totals	49-49	1420	274-590	.464	47-162	.290	176-233	.755	435	8.9	128-2	95	110	51	65	771	15.7

PRODUCTION

	Season	Career
Double-figure points	12	43
Double-doubles	4	20
20-point games	5	11
Dunks	10	30
3+ 3-point field goals	2	5
5+ rebounds	12	45
3+ assists	8	13
2+ steals	5	17
2+ blocks	6	12
Three-point plays	6	21

#1 • CALEB FOSTER

G • 6-5 • 197 • Fr. • Harrisburg, N.C. • Notre Dame [Calif.]

2023-24 Season

- » Played a team-high 22 minutes in Duke's exhibition against UNC Pembroke, scoring nine points while grabbing three rebounds and dishing three assists
- » Scored double-figures in his Duke debut, logging 15 points on 6-of-10 shooting against Dartmouth
- » Burst onto the scene with an 18-point performance versus Michigan State in the Champions Classic (11/14), connecting on four three-pointers, including back-to-back shots from deep late in the contest to ice the game for the Blue Devils
- » 17th Duke freshman all-time to shoot .800 or better from three with at least five attempts and first since AJ Griffin during the 2021-22 season
- » Dished a team-high six assists against Bucknell (11/17), adding in nine points and four rebounds in 23 minutes
- » Played a career-high 36 minutes in place of an injured Tyrese Proctor vs. Georgia Tech (12/2), scoring 12 points on 5-of-8 shooting
- » First career start versus Charlotte (12/9), playing 29 minutes and scoring seven points while adding three assists

High School

- » Rated by 247Sports with five stars as the No. 22 player nationally, the No. 4 combo guard and the No. 3 player from the state of California
- » Rated by ESPN with five stars as the No. 24 player nationally, the No. 7 point guard and the No. 4 player from the state of California
- » Transferred from Oak Hill Academy in Virginia to Notre Dame High School in California for his senior season
- » Named MaxPreps California Player of the Year following his senior season after averaging 21.4 points, 6.8 rebounds and 3.9 assists per game
- » Played for Team Thad (Tenn.) on the Nike EYBL circuit
- » Averaged 28.3 points, 5.7 rebounds and 4.7 assists a game in the final EYBL session in Kansas City in the summer of 2022
- » Was a force at the 2022 Nike Peach Jam, averaging 25.2 points, shooting .444 from the three-point line with 4.7 assists a game
- » Initially committed to Duke on Sept. 16, 2021
- » Also had offers from Illinois, Stanford and Louisville among others

Personal

- » Son of Nickey and Yvonne Foster
- » Has a brother, Jordan Marsh, and three sisters - Ivy, Candace and Jasmine

LAST FIVE GAME STATS

Date	Opponent	Start	FG	Pct.	3FG	Pct.	FT	Pct.	Reb	PF	Pts	Ast	TO	Blk	Stl	Min
12/9	Charlotte	*	2-4	.500	1-1	1.000	2-3	.667	2-1-3	2	7	3	1	0	0	29
12/12	Hofstra	*	4-6	.667	1-2	.500	0-0	.000	0-4-4	3	9	1	3	0	0	28
12/20	vs. Baylor	*	4-9	.444	0-0	.000	4-4	1.000	0-5-5	1	12	2	2	0	1	34
12/30	Queens	*	5-13	.385	1-6	.167	2-2	1.000	2-1-3	1	13	3	2	0	0	28
1/2	Syracuse	*	1-5	.200	0-1	.000	0-0	.000	0-1-1	0	2	2	1	0	2	21

CAREER HIGHS

18 vs. Michigan State (11/14/23)	Points	18 vs. Michigan State (11/14/23)
5 vs. Baylor (12/20/23)	Rebounds	5 vs. Baylor (12/20/23)
6 vs. Bucknell (11/17/23)	Assists	6 vs. Bucknell (11/17/23)
2 at Georgia Tech (12/2/23)	Steals	2 at Georgia Tech (12/2/23)
1, 2x, last at Georgia Tech (12/2/23)	Blocks	1, 2x, last at Georgia Tech (12/2/23)
7 vs. Michigan State (11/14/23)	FG Made	7 vs. Michigan State (11/14/23)
4 vs. Michigan State (11/14/23)	3FG Made	4 vs. Michigan State (11/14/23)
4 vs. Baylor (12/20/23)	FT Made	4 vs. Baylor (12/20/23)
36 at Georgia Tech (12/2/23)	Minutes	36 at Georgia Tech (12/2/23)

SEASON HIGHS

PRODUCTION	Season	Career
Double-figure points	5	5
Double-doubles	--	--
20-point games	--	--
Dunks	1	1
3+ 3-point field goals	1	1
5+ rebounds	1	1
3+ assists	4	4
2+ steals	2	2
Three-point plays	1	1

Career Statistics

Season	GP-GS	Min	FG-FGA	Pct.	3PT-A	Pct.	FT-FTA	Pct.	Reb	Avg.	PF-DQ	Ast	TO	Blk	Stl	Pts	Avg
2023-24	13-5	329	43-93	.462	11-33	.333	18-29	.621	31	2.4	19-0	23	15	2	6	115	8.8
Totals	13-5	329	43-93	.462	11-33	.333	18-29	.621	31	2.4	19-0	23	15	2	6	115	8.8

#55 • SPENCER HUBBARD

G • 5-8 • 157 • Sr. • Los Angeles, Calif. • Harvard Westlake

2023-24

- » Was awarded a scholarship ahead of the season after playing for the Blue Devils as a walk-on for the previous two seasons
- » Scored first career bucket against Dartmouth while adding first career assist
- » Played a season-high four minutes against Bucknell, grabbing a defensive rebound

Personal

- » His mother, Beth, attended Duke University
- » His uncle, Joe Hubbard, has spent time on the football staffs at USC, UNLV and the Los Angeles Rams
- » Was a member of Duke's practice squad his freshman year before earning a walk-on spot as a sophomore

LAST FIVE GAME STATS

Date	Opponent	Start	FG	Pct.	3FG	Pct.	FT	Pct.	Reb	PF	Pts	Ast	TO	Blk	Stl	Min
12/9	Charlotte		0-0	.000	0-0	.000	0-0	.000	0-0-0	0	0	0	0	0	0	1
12/12	Hofstra		0-0	.000	0-0	.000	0-0	.000	0-0-0	0	0	0	0	0	0	1
12/20	vs. Baylor		dnp (coach's decision)													
12/30	Queens		0-0	.000	0-0	.000	0-0	.000	0-1-1	1	0	1	0	0	0	3
1/2	Syracuse		dnp (coach's decision)													

CAREER HIGHS

2 vs. Dartmouth (11/6/23)	Points	2 vs. Dartmouth (11/6/23)
1, 3x, last vs. Queens (12/30/23)	Rebounds	1, 3x, last vs. Queens (12/30/23)
1, 2x, last vs. Queens (12/30/23)	Assists	1, 2x, last vs. Queens (12/30/23)
1 vs. USC Upstate (11/11/22)	Steals	--
1 vs. Dartmouth (11/6/23)	FG Made	1 vs. Dartmouth (11/6/23)
--	3FG Made	--
1 vs. Elon (12/18/21)	FT Made	--
5 vs. USC Upstate (11/11/22)	Minutes	4 vs. Bucknell (11/17/23)

SEASON HIGHS

PRODUCTION	Season	Career
Double-figure points	--	--
Double-doubles	--	--
20-point games	--	--
Dunks	--	--
3+ 3-point field goals	--	--
5+ rebounds	--	--
2+ blocks	--	--
Three-point plays	--	--

Career Statistics

Season	GP-GS	Min	FG-FGA	Pct.	3PT-A	Pct.	FT-FTA	Pct.	Reb	Avg.	PF-DQ	Ast	TO	Blk	Stl	Pts	Avg
2021-22	3-0	6	0-0	.000	0-0	.000	1-2	.500	1	0.3	1-0	0	0	0	0	1	0.3
2022-23	3-0	9	0-2	.000	0-1	.000	0-0	.000	1	0.3	2-0	0	2	0	1	0	0.0
2023-24	5-0	10	1-3	.333	0-2	.000	0-0	.000	2	0.4	2-0	2	0	0	0	2	0.4
Totals	11-0	25	1-5	.200	0-3	.000	1-2	.500	4	0.4	5-0	2	2	0	1	3	0.3

2023-24

- » CBS Sports/USBWA Freshman of the Week (12/26)
- » Recorded first career double-double versus Bucknell, scoring 17 points with 10 rebounds, including four three-pointers in the second half
- » Career-high 11 rebounds versus Arkansas, including seven on the defensive glass
- » First career game with 20+ points in Duke's win over Charlotte, scoring 21 on 7-of-13 shooting from the field
- » Averaging 19.4 points over Duke's last five contests, including back-to-back 21 points versus Charlotte (12/9) and Baylor (12/20) and a career-high 24 against Queens (12/30).
- » Has shot 17-of-32 (.531) from beyond the arc in that stretch
- » Played a career-high 36 minutes in Duke's win over No. 10 Baylor -- connecting on two key three-pointers in the second half to help the Blue Devils rally from a second-half deficit and secure a top-10 victory.
- » Has connected on at least three three-pointers in each of Duke's last five games -- Blue Devils are 6-0 when he does so

High School

- » Rated by 247Sports with five stars as the No. 14 player nationally, the No. 3 combo guard and the No. 1 player from the state of California
- » Rated by ESPN with five stars as the No. 10 player nationally, the No. 2 shooting guard and the No. 1 player from the state of California
- » Named the Gatorade California Player of the Year after both his junior and senior seasons
- » Named a McDonald's All-American, scoring nine points for Team West • Averaged 18.0 points, 7.1 rebounds, 4.0 assists and 1.5 steals in 34 games as a senior
- » Helped lead Centennial to a second consecutive California Open Division state title in the 2021-22 season
- » Named the MVP of the Open Division in 2022 • Also earned first-team Open Division and All-League honors in 2019 and 2021
- » Played for Russell Westbrook's Team Why Not on the Nike EYBL circuit
- » Part of the gold medal winning USA U18 National Team in Mexico
- » Initially committed to Duke on March 18, 2022
- » Also had offers from Gonzaga, Kansas and Houston among others

Personal

- » Has a brother, Jayce, who played collegiately at Cal State San Marcos
- » His dad, Lance, played basketball at Midland College and was teammates with Spud Webb

Career Statistics

Season	GP-GS	Min	FG-FGA	Pct.	3PT-A	Pct.	FT-FTA	Pct.	Reb	Avg.	PF-DQ	Ast	TO	Blk	Stl	Pts	Avg
2023-24	13-13	347	55-117	.470	30-64	.469	18-20	.900	51	3.9	25-1	25	14	0	14	158	12.2
Totals	13-13	347	55-117	.470	30-64	.469	18-20	.900	51	3.9	25-1	25	14	0	14	158	12.2

LAST FIVE GAME STATS

Date	Opponent	Start	FG	Pct.	3FG	Pct.	FT	Pct.	Reb	PF	Pts	Ast	TO	Blk	Stl	Min
12/9	Charlotte	*	7-13	.538	3-7	.429	4-4	1.000	1-2-3	3	21	3	1	0	0	33
12/12	Hofstra	*	5-8	.625	3-4	.750	0-0	.000	0-4-4	1	13	0	0	0	2	33
12/20	vs. Baylor	*	7-11	.636	3-6	.500	4-4	1.000	1-1-2	1	21	3	1	0	0	36
12/30	Queens	*	9-14	.643	4-9	.444	2-2	1.000	1-3-4	1	24	3	1	0	3	26
1/2	Syracuse	*	6-13	.462	4-6	.667	2-2	1.000	0-2-2	1	18	2	2	0	1	31

CAREER HIGHS

24 vs. Queens (12/30/23)	Points	24 vs. Queens (12/30/23)
11 at Arkansas (11/29/23)	Rebounds	11 at Arkansas (11/29/23)
5 vs. Arizona (11/10/23)	Assists	5 vs. Arizona (11/10/23)
3, 2x, last vs. Queens (12/30/23)	Steals	3, 2x, last vs. Queens (12/30/23)
--	Blocks	--
9 vs. Queens (12/30/23)	FG Made	9 vs. Queens (12/30/23)
5 vs. Bucknell (11/17/23)	3FG Made	5 vs. Bucknell (11/17/23)
4, 2x, last vs. Baylor (12/20/23)	FT Made	4, 2x, last vs. Baylor (12/20/23)
36 vs. Baylor (12/20/23)	Minutes	36 vs. Baylor (12/20/23)

SEASON HIGHS

PRODUCTION

	Season	Career
Double-figure points	7	7
Double-doubles	1	1
20-point games	3	3
Dunks	--	--
5+ rebounds	2	2
3+ assists	5	5
2+ steals	4	4
3+ 3-point field goals	6	6
Three-point plays	--	--

2023-24 Season

- » On the preseason watch list for the Julius Erving Award
- » Scored 11 points in 19 minutes in Duke's exhibition against UNC Pembroke, while also adding three assists and two rebounds
- » Did not play in Duke's season opener against Dartmouth (ankle)
- » Made 2023-24 season debut against No. 12 Arizona, starting and scoring nine points while grabbing five rebounds and blocking two shots
- » Went a perfect 9-for-9 from the free throw line versus Michigan State, setting a new career-high, en route to 13 points
- » Scored a career-high 20 points against Bucknell while collecting six rebounds and two assists in 22 minutes of action
- » Shot 5-of-6 (.833) from the field against La Salle, en route to 12 points, his third consecutive game with at least 10 points. Added five rebounds and three assists against the Explorers
- » Career-high 21 points on 7-of-10 (.700) shooting against Syracuse (1/2), including 18 first-half points
- » Has averaged 13.4 points across the last five games while adding 5.6 rebounds and 2.0 assists per game

Career

- » Awarded the Pagluica Family Coach's Award, given to the player that best exemplified the commitment and values of Duke Basketball, following the 2022-23 season
- » Averaged 9.1 points and 4.5 rebounds as a freshman, starting in all 35 of his appearances while missing just one game
- » Was the team's fourth leading scorer and third leading field goal shooter at .469 -- his 114 field goals were also fourth on the team
- » One of the nation's best defensive players, ranked in the 94th percentile in defensive metrics as a freshman
- » Duke is 23-2 when Mitchell scores in double-figures

High School

- » Ranked as the No. 26 overall player and No. 3 at his position in the ESPN 100 class of 2022 rankings
- » Scored a game-high 19 points in the 2022 McDonald's All-American Game
- » Averaged 17.6 points on .487 field goal shooting with 6.3 rebounds per game as a senior in 2021-22
- » Chose the Blue Devils over Kansas, Missouri and North Carolina, among others

Career Statistics

Season	GP-GS	Min	FG-FGA	Pct.	3PT-A	Pct.	FT-FTA	Pct.	Reb	Avg.	PF-DQ	Ast	TO	Blk	Stl	Pts	Avg
2022-23	35-35	948	114-243	.469	19-54	.352	71-93	.763	158	4.5	35-0	42	46	18	22	318	9.1
2023-24	12-11	324	48-99	.485	1-22	.045	47-65	.723	61	5.1	17-0	17	12	6	10	144	12.0
Totals	47-46	1271	162-342	.474	20-76	.263	118-158	.747	219	4.7	52-0	59	58	24	32	462	9.8

LAST FIVE GAME STATS

Date	Opponent	Start	FG	Pct.	3FG	Pct.	FT	Pct.	Reb	PF	Pts	Ast	TO	Blk	Stl	Min
12/9	Charlotte	*	2-5	.400	0-1	.000	8-12	.750	1-4-5	0	12	2	2	0	2	33
12/12	Hofstra	*	5-16	.313	0-3	.000	4-5	.800	5-1-6	0	14	2	0	0	1	26
12/20	vs. Baylor	*	3-6	.500	0-2	.000	4-6	.667	1-2-3	2	10	1	1	0	1	37
12/30	Queens	*	3-5	.600	0-1	.000	4-4	1.000	2-6-8	0	10	2	0	1	2	23
1/2	Syracuse	*	7-10	.700	0-2	.000	7-9	.778	2-4-6	0	21	3	0	2	0	31

CAREER HIGHS

21 vs. Syracuse (1/2/24)	Points	21 vs. Syracuse (1/2/24)
9 vs. Pittsburgh (1/11/23)	Rebounds	8 vs. Queens (12/30/23)
5 at Syracuse (2/18/23)	Assists	3 vs. La Salle (11/21/23)
2, 6x, last vs. Charlotte (12/9/23)	Steals	2, 3x, last vs. Queens (12/30/23)
3 at Boston College (1/7/23)	Blocks	2 vs. Arizona (11/10/23)
8 vs. Bucknell (11/17/23)	FG Made	8 vs. Bucknell (11/17/23)
2, 5x, last vs. Notre Dame (2/14/23)	3FG Made	1 vs. Bucknell (11/17/23)
9 vs. Michigan State (11/14/23)	FT Made	9 vs. Michigan State (11/14/23)
38 at North Carolina (3/4/23)	Minutes	37 vs. Baylor (12/20/23)

SEASON HIGHS

PRODUCTION

	Season	Career
Double-figure points	9	25
Double-doubles	--	--
20-point games	2	2
Dunks	20	45
3+ 3-point field goals	--	--
5+ rebounds	8	26
3+ assists	2	7
2+ blocks	2	4
Three-point plays	3	13

#12 • TJ POWER

F • 6-9 • 216 • Fr. • Shrewsbury, Mass. • Worcester Academy

2023-24

- » Tallied five points in 17 minutes against UNC Pembroke, adding three boards and an assist
- » Made his Duke debut against Dartmouth, playing eight minutes and grabbing two rebounds
- » Scored his first two career points off a pair of free throws against Bucknell, adding in a rebound and an assist in his career-high 11 minutes
- » Caught fire in six minutes of action versus La Salle, drilling three three-pointers
- » Two first-half three-pointers at Arkansas in 13 minutes off the bench
- » Played a career-high 16 minutes at Georgia Tech, matching his career-bests with two rebounds and a steal
- » Six points on 2-of-2 from beyond the arc while adding two steals and an assist versus Queens (12/30)

High School

- » Rated by 247Sports with five stars as the No. 16 player nationally, the No. 4 power forward and the No. 1 player from the state of Massachusetts
- » Rated by ESPN with four stars as the No. 32 player nationally, the No. 6 power forward and the No. 1 player from the state of Massachusetts
- » Named the Massachusetts Gatorade Player of the Year for the 2021-22 season
- » Averaged 13.1 points, 7.2 rebounds, 2.7 assists and 1.5 steals as a junior at Worcester Academy
- » Averaged 23.7 points and shot 45 percent from three-point in the final EYBL session in Kansas City in the summer of 2022, including a 41-point, 15-rebound, five-assist outburst against Houston Hoops
- » Helped lead Worcester Academy to back-to-back NEPSAC Class AA championships in his junior and senior seasons
- » Initially committed to Duke on Sept. 7, 2022
- » Also had offers from North Carolina, Virginia, Iowa and Notre Dame among others
- » A standout prep baseball player as well, winning a CNEPSBL title in May of 2023 with Worcester Academy.
- » Pitched 20.2 innings as a senior with a 1.69 ERA and 31 strikeouts while issuing just three walks

Personal

- » Son of Tom and Shannon Power
- » Has a sister, Lauren
- » His uncle, Mike, played quarterback at Boston College and his great uncle, Frank, coached basketball at Boston College

LAST FIVE GAME STATS

Date	Opponent	Start	FG	Pct.	3FG	Pct.	FT	Pct.	Reb	PF	Pts	Ast	TO	Blk	Stl	Min
12/9	Charlotte		0-0	.000	0-0	.000	0-0	.000	0-0-0	0	0	0	0	0	0	7
12/12	Hofstra		0-0	.000	0-0	.000	2-2	1.000	0-1-1	0	2	1	0	0	0	9
12/20	vs. Baylor		0-0	.000	0-0	.000	0-0	.000	0-0-0	0	0	0	0	0	0	3
12/30	Queens		2-2	1.000	2-2	1.000	0-0	.000	0-1-1	1	6	1	1	0	2	14
1/2	Syracuse		0-3	.000	0-2	.000	0-0	.000	0-3-3	0	0	0	1	1	0	8

CAREER HIGHS

9 vs. La Salle (11/21/23)	Points	9 vs. La Salle (11/21/23)
3 vs. Syracuse (1/2/24)	Rebounds	3 vs. Syracuse (1/2/24)
1, 3x, last vs. Queens (12/30/23)	Assists	1, 3x, last vs. Queens (12/30/23)
2 vs. Queens (12/30/23)	Steals	2 vs. Queens (12/30/23)
1 vs. Syracuse (1/2/24)	Blocks	1 vs. Syracuse (1/2/24)
3 vs. La Salle (11/21/23)	FG Made	3 vs. La Salle (11/21/23)
3 vs. La Salle (11/21/23)	3FG Made	3 vs. La Salle (11/21/23)
2, 2x, last vs. Hofstra (12/12/23)	FT Made	2, 2x, last vs. Hofstra (12/12/23)
16 at Georgia Tech (12/2/23)	Minutes	16 at Georgia Tech (12/2/23)

SEASON HIGHS

PRODUCTION

	Season	Career
Double-figure points	--	--
Double-doubles	--	--
20-point games	--	--
Dunks	--	--
3+ 3-point field goals	1	1
5+ rebounds	--	--
3+ assists	--	--
2+ steals	1	1
Three-point plays	--	--

Career Statistics

Season	GP-GS	Min	FG-FGA	Pct.	3PT-A	Pct.	FT-FTA	Pct.	Reb	Avg.	PF-DQ	Ast	TO	Blk	Stl	Pts	Avg
2023-24	10-0	95	8-18	.444	8-16	.500	4-4	1.000	9	0.9	7-0	3	3	1	4	28	2.8
Totals	10-0	95	8-18	.444	8-16	.500	4-4	1.000	9	0.9	7-0	3	3	1	4	28	2.8

#5 • TYRESE PROCTOR

tie-REECE

Captain • G • 6-5 • 183 • So. • Sydney, Australia • NBA Global Academy

2023-24 Season

- » ACC Preseason Second Team All-ACC
- » NABC Preseason Division I Player of the Year Watch List
- » Naismith Trophy Preseason Watch List
- » Named to preseason watch list for Bob Cousy Award
- » 44 assists and just 12 turnovers through 10 games played -- an assist-turnover ratio of 3.7 that ranks 11th-best nationally
- » Finished season opener with eight points and eight assists while committing just one turnover
- » Played a season-high 39 minutes versus Michigan State, scoring 13 points, grabbing six rebounds and dishing out a team-high six assists while committing zero turnovers
- » Second straight game in double-figures in Duke's win versus Bucknell, adding four more assists with zero turnovers
- » First career game with at least 20 points came in game versus La Salle -- 22 points with seven rebounds and four assists
- » Returned to the court for the first time since an ankle injury in the first minute against Georgia Tech (12/2), playing 18 minutes versus Queens (12/30) -- scored nine points on 3-of-4 (.750) shooting while adding four assists

Career

- » ACC All-Freshman Team in 2022-23
- » One of 14 known foreign-born Blue Devils, including one of three from Australia (Jack White, who played from 2016-20, and Kyrie Irving, who played in 2010)
- » As a freshman, was one of four Blue Devils to play in all 36 games and finished as the team's third leading scorer at 9.4 points with a team-leading 119 assists
- » Posted a 2.05 assist-turnover ratio that trailed only five other freshmen nationally and only two from power conferences
- » His team-leading A/T ratio ranked eighth overall in the ACC and was the fifth best by a Duke freshman all-time

High School

- » A five-star guard who was originally committed to Duke for the 2023 class
- » Announced his decision to reclassify in June 2022 to play for the Blue Devils for the 2022-23 season
- » Attended the NBA Global Academy branch in Canberra, Australia
- » Starred in the 2021 Australian Under-20 Championships where he averaged 13.8 points and 4.4 assists while competing as one of the youngest players at the event
- » Participated in the 2022 Nike Hoop Summit as a member of the World Team, playing against fellow Duke signees Kyle Filipowski, Dereck Lively II and Dariq Whitehead
- » Chose Duke over offers from Arizona, Arizona State, Oklahoma and Tennessee

Personal

- » His father, Roderick, played basketball at Mississippi College in Clinton, Miss.

LAST FIVE GAME STATS

Date	Opponent	Start	FG	Pct.	3FG	Pct.	FT	Pct.	Reb	PF	Pts	Ast	TO	Blk	Stl	Min
12/9	Charlotte		dnp	(injury)												
12/12	Hofstra		dnp	(injury)												
12/20	vs. Baylor		dnp	(injury)												
12/30	Queens		3-4	.750	1-1	1.000	2-5	.400	0-1-1	1	9	4	2	1	0	18
1/2	Syracuse		5-7	.714	2-4	.500	2-2	1.000	0-0-0	2	14	4	2	0	1	27

CAREER HIGHS

22 vs. La Salle (11/21/23)	Points	22 vs. La Salle (11/21/23)
10 vs. Delaware (11/18/22)	Rebounds	7 vs. La Salle (11/21/23)
10 vs. Pittsburgh (3/9/23)	Assists	8 vs. Dartmouth (11/6/23)
2 vs. Bellarmine (11/21/22)	Blocks	1 vs. Michigan State (11/14/23)
2, 6x, last at Arkansas (11/29/23)	Steals	2, 3x, last at Arkansas (11/29/23)
7, 2x, last vs. La Salle (11/21/23)	FG Made	7 vs. La Salle (11/21/23)
4 vs. Louisville (2/20/23)	3FG Made	3 vs. Bucknell (11/17/23)
8 vs. NC State (2/28/23)	FT Made	6 vs. La Salle (11/21/23)
42 at Virginia (2/11/23)	Minutes	39 vs. Michigan State (11/14/23)

SEASON HIGHS

PRODUCTION

	Season	Career
Double-figure points	5	23
Double-doubles	--	2
20-point games	1	1
Dunks	1	2
3+ 3-point field goals	1	5
5+ rebounds	2	8
3+ assists	9	29
2+ blocks	--	1
Three-point plays	2	6

Career Statistics

Season	GP-GS	Min	FG-FGA	Pct.	3PT-A	Pct.	FT-FTA	Pct.	Reb	Avg.	PF-DQ	Ast	TO	Blk	Stl	Pts	Avg
2022-23	36-34	1058	115-302	.381	47-147	.320	61-70	.871	112	3.1	59-0	119	58	4	22	338	9.4
2023-24	10-8	268	37-77	.481	14-39	.359	17-22	.773	24	2.4	18-0	44	12	2	8	105	10.5
Totals	46-42	1326	152-379	.401	61-186	.328	78-92	.848	136	3.0	77-0	163	70	6	30	443	9.6

#21 • CHRISTIAN REEVES

C • 7-1 • 261 • So. • Charlotte, N.C. • Oak Hill [Va.]

2023-24 Season

- » Has missed six games so far this season due to injury
- » Logged a career-high 12 minutes in the season opener against Dartmouth, adding three rebounds and two points

Career

- » Played in 13 games for the Blue Devils as a freshman, playing a total of 42 minutes
- » Averaged 1.5 points and 1.0 rebounds, hitting 8-of-11 from the field as a freshman

High School

- » A four-star center out of Oak Hill Academy in Mouth of Wilson, Va.
- » Ranked as the No. 5 player from the state of North Carolina in his class by ESPN
- » Scored four points and grabbed four rebounds in just three minutes of action against Delaware
- » Scored his first points in ACC play with a dunk against Georgia Tech
- » Tallied a new career high with six points on 3-of-3 shooting from the field in six minutes of action against Pittsburgh in the ACC Tournament quarterfinals

Personal

- » His father, John, played college basketball at Belmont Abbey

LAST FIVE GAME STATS

Date	Opponent	Start	FG	Pct.	3FG	Pct.	FT	Pct.	Reb	PF	Pts	Ast	TO	Blk	Stl	Min
12/9	Charlotte		dnp	(injury)												
12/12	Hofstra		dnp	(injury)												
12/20	vs. Baylor		dnp	(injury)												
12/30	Queens		dnp	(injury)												
1/2	Syracuse		dnp	(injury)												

CAREER HIGHS

6 vs. Pittsburgh (3/9/23)	Points	3 vs. Arizona (11/10/23)
4 vs. Delaware (11/18/22)	Rebounds	3 vs. Dartmouth (11/6/23)
1 at Georgia Tech (1/28/23)	Assists	--
1 vs. Boston College (12/3/22)	Steals	--
1 vs. Dartmouth (11/6/23)	Blocks	1 vs. Dartmouth (11/6/23)
3 vs. Pittsburgh (3/9/23)	FG Made	1, 2x, last vs. Arizona (11/10/23)
--	3FG Made	--
2 vs. Delaware (11/18/22)	FT Made	1 vs. Arizona (11/10/23)
12 vs. Dartmouth (11/6/23)	Minutes	12 vs. Dartmouth (11/6/23)

SEASON HIGHS

Career Statistics

Season	GP-GS	Min	FG-FGA	Pct.	3PT-A	Pct.	FT-FTA	Pct.	Reb	Avg.	PF-DQ	Ast	TO	Blk	Stl	Pts	Avg
2022-23	13-0	42	8-11	.727	0-0	.000	4-6	.667	13	1.0	4-0	1	3	0	1	20	1.5
2023-24	3-0	18	2-3	.667	0-0	.000	1-4	.250	5	2.5	3-0	0	2	1	0	5	2.5
Totals	16-0	59	10-14	.714	0-0	.000	5-10	.500	18	1.2	7-0	1	5	1	1	25	1.7

PRODUCTION

	Season	Career
Double-figure points	--	--
Double-doubles	--	--
20-point games	--	--
Dunks	1	4
3+ 3-point field goals	--	--
5+ rebounds	--	--
2+ blocks	--	--
Three-point plays	--	1

#3 • JEREMY ROACH

Captain • G • 6-2 • 180 • Sr. • Leesburg, Va. • St. Paul VI

2023-24 Season

- » Voted team captain for the second straight year -- served as the lone team captain during the 2022-23 season
- » Named to preseason watch list for Jerry West Shooting Guard of the Year award
- » Eclipsed 1,000 career points in Duke's game versus Arizona -- is the 68th all-time 1,000-point scorer for Duke and currently stands at 1,169 career points -- 48th in program history
- » Averaging 16.2 points over the last five games while shooting 26-of-48 (.542) overall and 9-of-18 (.500) from deep
- » Across the last five games, Roach has 20 assists and just four turnovers -- good for a 5.0 assist-turnover ratio
- » Played 39 minutes against Arizona, scoring 17 points, including a 3-for-5 effort from deep, while adding three assists and swiping two steals
- » 16 second-half points versus Southern Indiana, en route to 18 total points on 6-of-12 shooting, a new season-high
- » A season-high 22 points at Arkansas, on 7-of-13 shooting, along with 7-of-9 from the free throw line
- » Played all 40 minutes at Georgia Tech, setting a new career-high with eight rebounds while scoring 20 points on 6-of-12 shooting and dishing five assists
- » Season-high eight assists versus Hofstra while scoring 19 points on 7-of-11 shooting, including 3-of-5 from beyond the arc for the second consecutive game
- » Played all but 15 seconds in the win over No. 10 Baylor, scoring 18 points -- his sixth consecutive game in double-figures

Career

- » All-ACC Honorable Mention, All-ACC Tournament First Team
- » Voted team captain for both the 2022-23 and 2023-24 season
- » Duke is 11-2 when Roach hits three or more threes in a game
- » A four-year player for Duke that has vast experience, including leading the Blue Devils as the starting point guard on the 2022 Final Four team as a sophomore and earning All-ACC Honorable Mention and All-ACC Tournament First Team honors as a junior
- » Named to the All-NCAA Tournament West Regional Team during the 2021-22 season

Personal

- » His brother Jordan played basketball at Christopher-Newport University and his sister Chloe played at Eastern Mennonite University

LAST FIVE GAME STATS

Date	Opponent	Start	FG	Pct.	3FG	Pct.	FT	Pct.	Reb	PF	Pts	Ast	TO	Blk	Stl	Min
12/9	Charlotte	*	5-9	.556	3-5	.600	5-5	1.000	0-3-3	3	18	3	0	0	2	32
12/12	Hofstra	*	7-11	.636	3-5	.600	2-2	1.000	0-3-3	3	19	8	0	0	2	37
12/20	vs. Baylor	*	5-9	.556	1-2	.500	7-8	.875	1-2-3	2	18	3	1	0	2	40
12/30	Queens	*	3-7	.429	0-3	.000	0-0	.000	0-0-0	3	6	4	0	1	1	27
1/2	Syracuse	*	7-11	.636	2-2	1.000	1-1	1.000	0-4-4	2	17	2	3	0	2	32

CAREER HIGHS

23, 2x, last vs. Oral Roberts (3/16/23)	Points	22 at Arkansas (11/29/23)
8 at Georgia Tech (12/2/23)	Rebounds	8 at Georgia Tech (12/2/23)
11 vs. Virginia Tech (2/25/23)	Assists	8 vs. Hofstra (12/12/23)
5 vs. SC State (12/14/21)	Steals	2, 6x, last vs. Syracuse (1/2/24)
2 vs. Elon (12/18/21)	Blocks	1, 3x, last vs. Queens (12/30/23)
9, 4x, last vs. Oral Roberts (3/16/23)	FG Made	7, 4x, last vs. Syracuse (1/2/24)
5 vs. Syracuse (3/10/22)	3FG Made	3, 3x, last vs. Hofstra (12/12/23)
8 at Virginia Tech (1/12/21)	FT Made	7, 2x, last vs. Baylor (12/20/23)
40, 4x, last vs. Baylor (12/20/23)	Minutes	40, 2x, last vs. Baylor (12/20/23)

SEASON HIGHS

Career Statistics

Season	GP-GS	Min	FG-FGA	Pct.	3PT-A	Pct.	FT-FTA	Pct.	Reb	Avg.	PF-DQ	Ast	TO	Blk	Stl	Pts	Avg
2020-21	24-18	657	78-172	.453	26-84	.310	27-40	.675	52	2.2	65-2	66	47	1	18	209	8.7
2021-22	39-27	1145	118-288	.410	39-121	.322	61-80	.763	94	2.4	86-0	123	63	4	33	336	8.6
2022-23	32-30	1062	159-373	.426	46-134	.343	71-91	.780	79	2.5	58-1	99	71	0	28	435	13.6
2023-24	13-13	431	66-127	.520	20-41	.488	37-45	.822	32	2.5	31-1	42	14	2	17	189	14.5
Totals	108-88	3296	421-960	.439	131-380	.345	196-256	.766	257	2.4	240-4	330	195	7	96	1169	10.8

PRODUCTION

	Season	Career
Double-figure points	9	57
Double-doubles	--	1
20-point games	2	10
Dunks	--	2
5+ rebounds	1	9
2+ steals	6	29
3+ assists	10	60
Three-point plays	3	17

#14 • JADEN SCHUTT

"shoot"

G • 6-5 • 190 • So. • Yorkville, Ill. • Yorkville Christian

2023-24 Season

- » Went 2-of-5 from deep to tally six points in 12 minutes against UNC Pembroke

Career

- » Made his Duke debut in the 2022-23 season-opener against Jacksonville, playing four minutes
- » Averaged 2.1 points in 14 total games played as a freshman
- » Went 7-of-20 (.350) from beyond the arc

High School

- » Rated as the No. 50 overall player in ESPN 100's rankings for the class of 2022
- » Ranked as the No. 9 player at his position (shooting guard) by ESPN
- » Named the 2022 Gatorade Player of the Year in Illinois
- » Led Yorkville Christian to the Class 1A state title in 2021-22
- » As a senior, averaged 24.6 points, 6.3 rebounds and shot .520 from the field and .390 from three-point range
- » Averaged 26.2 points, 7.9 rebounds, 3.9 assists and 3.6 steals as a junior in 2020-21
- » Chose the Blue Devils over Michigan State and Florida, among others

LAST FIVE GAME STATS

Date	Opponent	Start	FG	Pct.	3FG	Pct.	FT	Pct.	Reb	PF	Pts	Ast	TO	Blk	Stl	Min
12/9	Charlotte															
12/12	Hofstra															
12/20	vs. Baylor															
12/30	Queens															
1/2	Syracuse															

CAREER HIGHS

Game	Points
9 vs. UMES (12/10/22)	--
5 vs. UMES (12/10/22)	Rebounds
1, 4x, last vs. Pittsburgh (3/9/23)	Assists
1 at Miami (2/6/23)	Steals
1, 2x, last vs. Pittsburgh (3/9/23)	Blocks
3 vs. UMES (12/10/22)	FG Made
3 vs. UMES (12/10/22)	3FG Made
2 vs. USC Upstate (11/11/22)	FT Made
19 vs. UMES (12/10/22)	Minutes

SEASON HIGHS

CAREER STATISTICS

Season	GP-GS	Min	FG-FGA	Pct.	3PT-A	Pct.	FT-FTA	Pct.	Reb	Avg.	PF-DQ	Ast	TO	Blk	Stl	Pts	Avg
2022-23	14-0	96	10-28	.357	7-20	.350	2-4	.500	15	1.1	4-0	6	0	2	1	29	2.1
2023-24	--	--	--	--	--	--	--	--	--	--	--	--	--	--	--	--	--
Totals	14-0	96	10-28	.357	7-20	.350	2-4	.500	15	1.1	4-0	6	0	2	1	29	2.1

PRODUCTION

	Season	Career
Double-figure points	--	--
Double-doubles	--	--
20-point games	--	--
Dunks	--	--
3+ 3-point field goals	--	1
5+ rebounds	--	1
2+ blocks	--	--
Three-point plays	--	--

#13 • SEAN STEWART

F • 6-9 • 227 • Fr. • Windermere, Fla. • Montverde Academy [Fla.]

2023-24 Season

- » Holds the program record for standing vertical at 36 inches, breaking the previous mark -- 35.5 inches -- held by Zion Williamson
- » Scored 12 points while shooting 6-for-7 from the field against UNC Pembroke -- also snagged six rebounds while recording an assist and a steal
- » Made Duke debut with six points on 3-of-4 shooting while also grabbing five rebounds in 10 minutes of action
- » Played 16 minutes against Bucknell, scoring six points with seven rebounds and swiped a team-high three steals
- » First double-double of his career with 16 points (7-of-9 from the field) and 10 rebounds in a career-high 18 minutes versus La Salle

High School

- » Rated by 247Sports with five stars as the No. 21 player nationally, the No. 6 power forward and the No. 2 player from the state of Florida
- » Rated by ESPN with five stars as the No. 19 player nationally, the No. 5 power forward and the No. 1 player from the state of Florida
- » Named a McDonald's All-American, scoring six points for Team East while also grabbing a game-high eight rebounds
- » Joins former Blue Devils RJ Barrett and Dariq Whitehead from powerhouse Montverde Academy
- » Transferred to Montverde for his senior season after beginning his high school career at Windermere (Fla.), where he averaged 20.5 points, 13.6 rebounds and shot .521 from the field and totaled 553 points as a junior
- » Initially committed to Duke on Dec. 23, 2021
- » Played for the USA U-17 National Team, helping the squad to a gold medal at the 2022 FIBA World Cup in Spain in July
- » Scored 10 points with 10 rebounds in the FIBA World Cup gold medal game win over Spain, 79-67
- » Played for the Florida Rebels on the Nike EYBL circuit
- » Also had offers from Michigan, Georgetown and Ohio State among others
- » Grew up a Duke fan, living on the same street as former Blue Devil Grant Hill
- » His father, Mike, played eight years in the NBA, while his grandfather, Mike, played at Santa Clara where he was the WCC Player of the Year in 1972

Personal

- » Son of Michael and Nicole Stewart
- » Has a brother, Miles

LAST FIVE GAME STATS

Date	Opponent	Start	FG	Pct.	3FG	Pct.	FT	Pct.	Reb	PF	Pts	Ast	TO	Blk	Stl	Min
12/9	Charlotte		0-1	.000	0-0	.000	0-0	.000	0-1-1	1	0	0	1	0	1	6
12/12	Hofstra		0-0	.000	0-0	.000	0-0	.000	0-0-0	2	0	0	0	0	0	3
12/20	vs. Baylor															
12/30	Queens		2-5	.400	0-0	.000	1-2	.500	2-3-5	2	5	0	1	2	0	10
1/2	Syracuse		0-1	.000	0-0	.000	0-0	.000	0-0-0	2	0	0	0	0	1	4

CAREER HIGHS

Game	Points
16 vs. La Salle (11/21/23)	Points
10 vs. La Salle (11/21/23)	Rebounds
1 vs. Bucknell (11/17/23)	Assists
3 vs. Bucknell (11/17/23)	Steals
2 vs. Queens (12/30/23)	Blocks
7 vs. La Salle (11/21/23)	FG Made
--	3FG Made
2 vs. La Salle (11/21/23)	FT Made
18 vs. La Salle (11/21/23)	Minutes

SEASON HIGHS

PRODUCTION

	Season	Career
Double-figure points	1	1
Double-doubles	1	1
20-point games	--	--
Dunks	5	5
3+ 3-point field goals	--	--
5+ rebounds	4	4
2+ steals	1	1
2+ blocks	1	1
Three-point plays	--	--

Career Statistics

Season	GP-GS	Min	FG-FGA	Pct.	3PT-A	Pct.	FT-FTA	Pct.	Reb	Avg.	PF-DQ	Ast	TO	Blk	Stl	Pts	Avg
2023-24	12-0	89	16-30	.533	0-0	.000	3-7	.429	34	2.8	14-0	1	5	5	5	35	3.2
Totals	12-0	89	16-30	.533	0-0	.000	3-7	.429	34	2.8	14-0	1	5	5	5	35	3.2

2023-24 Season

- » Named a team captain along with senior Jeremy Roach and sophomore Tyrese Proctor
- » Scored his 1,000 career point in Duke's win over Baylor (12/20)
- » Grabbed a team-high seven rebounds against Dartmouth while adding three assists and two points
- » Scored eight points, grabbed seven rebounds and finished with a game-high plus-minus of +24 against Michigan State
- » Dished out five assists against Bucknell, adding in two points and three rebounds in 14 minutes of play
- » Made key plays down the stretch versus Baylor, helping Duke rally from a second-half deficit and win, 78-70

LAST FIVE GAME STATS

Date	Opponent	Start	FG	Pct.	3FG	Pct.	FT	Pct.	Reb	PF	Pts	Ast	TO	Blk	Stl	Min
12/9	Charlotte		1-1	1.000	0-0	.000	0-0	.000	2-1-3	0	2	0	1	1	0	6
12/12	Hofstra		0-0	.000	0-0	.000	0-0	.000	0-0-0	0	0	0	0	0	0	2
12/20	vs. Baylor		1-1	1.000	0-0	.000	2-2	1.000	0-3-3	2	4	1	0	0	0	8
12/30	Queens		2-3	.667	0-0	.000	4-4	1.000	2-2-4	2	8	2	2	1	1	12
1/2	Syracuse		0-1	.000	0-0	.000	0-0	.000	0-1-1	3	0	1	0	0	0	4

Career

- » Enrolled at Duke prior to the 2022-23 season after graduating from Northwestern where he played under former Blue Devil Chris Collins
- » Holds his undergraduate degree from Northwestern in learning and organizational change and is enrolled in Duke's Fuqua School of Business to pursue an accelerated MBA
- » Finished Northwestern career with 37 starts in 86 games played, averaging 8.7 points on .553 shooting from the field and 5.1 rebounds
- » Three-time Academic All-Big Ten honoree and a three-time Big Ten Distinguished Scholar
- » Became the first Blue Devil in history to record a 20-10 double-double while not missing a shot with 20 points and 12 rebounds, going 7-of-7 from the field and 6-of-6 from the free throw line, in a win over Florida State (12/31) -- it was his 100th career game played
- » Has played 135 career games between Northwestern and Duke, with career averages of 7.5 points, 5.0 rebounds and a .579 field goal percentage

CAREER HIGHS

25 vs. SIU-Edwardsville (12/15/19)	Points	8, 2x, last vs. Queens (12/30/23)
15 vs. Oregon State (11/24/22)	Rebounds	7, 2x, last vs. Michigan State (11/14/23)
5, 3x, last vs. Bucknell (11/17/23)	Assists	5 vs. Bucknell (11/17/23)
3, 2x, last vs. Jacksonville (11/7/22)	Steals	1, 2x, last vs. Queens (12/30/23)
3 vs. Penn State (3/7/20)	Blocks	2 at Arkansas (11/29/23)
11 vs. SIU-Edwardsville (12/15/19)	FG Made	2, 3x, last vs. Queens (12/30/23)
1, 5x, last at Michigan (1/26/22)	3FG Made	--
11 vs. Norfolk State (11/22/19)	FT Made	4, 2x, last vs. Queens (12/30/23)
40 vs. Indiana (2/10/21)	Minutes	23 vs. Michigan State (11/14/23)

SEASON HIGHS

Personal

- » His mother, Tammy, played volleyball at Syracuse and his father, Patrick, was on the crew team at Syracuse
- » His sister, Jordan, played volleyball at George Washington and his brother, Kyle, played basketball at Siena and later transferred to Flagler
- » Enrolled at Duke this past off-season after graduating from Northwestern where he played under former Blue Devil Chris Collins

Career Statistics

Season	GP-GS	Min	FG-FGA	Pct.	3PT-A	Pct.	FT-FTA	Pct.	Reb	Avg.	PF-DQ	Ast	TO	Blk	Stl	Pts	Avg
2019-20*	31-31	799	107-200	.535	3-21	.143	63-94	.670	189	6.1	64-1	45	43	15	15	280	9.0
2020-21*	24-5	455	70-123	.569	1-2	.500	45-61	.738	114	4.8	44-0	34	34	10	11	186	7.8
2021-22*	31-1	529	104-186	.559	1-6	.167	69-102	.676	131	4.2	62-1	29	37	10	11	278	9.0
2022-23	36-9	635	89-130	.685	0-0	.000	52-64	.813	199	5.5	77-1	48	42	17	9	230	6.4
2023-24	13-2	143	12-22	.545	0-1	.000	12-16	.750	40	3.1	14-0	16	9	5	2	36	2.8
Totals	135-48	2561	382-660	.578	5-30	.167	241-337	.715	673	5.0	261-3	172	165	57	48	1010	7.5

* at Northwestern

PRODUCTION

	Season	Career
Double-figure points	--	42
Double-doubles	--	5
20-point games	--	4
Dunks	1	2*
5+ rebounds	2	68
3+ assists	2	19
2+ steals	--	10
2+ blocks	1	11
Three-point plays	--	5*

* stats from Northwestern not included

ACC WEEKLY HONORS

2023-24 Season

Kyle Filipowski Player of the Week Dec. 18

Career Honors by Blue Devils

Kyle Filipowski Rookie of the Week 9
 Kyle Filipowski Player of the Week 1
 Jeremy Roach Player of the Week 1

Notable

Over the last 10 seasons (since the start of 2013-14), Duke has had an ACC Rookie of the Week in 83 of a possible 176 weeks (47.2%). Twenty-three different Blue Devils have won the award at least once in that time.
 as of Jan. 2, 2024

Most ACC Player of the Week Selections

North Carolina 152
Duke **147**
 Virginia 85
 Wake Forest 82
 NC State 80
 Georgia Tech 62
 Clemson 48
 Florida State 30
 Virginia Tech 26
 Miami 19
 Boston College 18
 Notre Dame 17
 Pittsburgh 14
 Louisville 12
 Syracuse 12
 as of Jan. 2, 2024

Most ACC Rookie of the Week Selections

Duke **156**
 North Carolina 96
 Georgia Tech 89
 Virginia 80
 Wake Forest 76
 NC State 72
 Clemson 51
 Florida State 35
 Boston College 15
 Syracuse 15
 Miami 14
 Virginia Tech 11
 Pittsburgh 7
 Louisville 5
 Notre Dame 5
 as of Jan. 2, 2024

SEASON RESULTS

Overall Record: 10-3 (Home: 8-1; Road: 0-2; Neutral: 2-0) | ACC Record: 1-1 (Home: 1-0; Road: 0-1)

Date	AP Rank	DU	OPP	Opponent	Result	High Points	High Rebounds	High Assists	High Steals	High Blocks	Attendance
N 6	2	-		DARTMOUTH	W, 92-54	Filipowski (25)	Filipowski/Young (7)	Proctor (8)	Blakes (3)	Blakes (2)	^ 9,314
N 10	2	12		ARIZONA	L, 73-78	Filipowski (25)	Filipowski (8)	McCain/Proctor (5)	McCain (3)	Mitchell (2)	^ 9,314
N 14	9	18		vs. Michigan State - 1	W, 74-65	Foster (18)	Filipowski (8)	Proctor (6)	Mitchell/Proctor (2)	Filipowski (2)	18,780
N 17	9	-		BUCKNELL - 2	W, 90-60	Mitchell (20)	McCain (10)	Foster (6)	Stewart (3)	Filipowski/Mitchell (1)	^ 9,314
N 21	9	-		LA SALLE - 2	W, 95-66	Proctor (22)	Stewart (10)	Filipowski/Proctor (4)	Four with (1)	Filipowski (2)	^ 9,314
N 24	9	-		SOUTHERN INDIANA - 2	W, 80-62	Filipowski (21)	Filipowski (14)	Proctor (7)	McCain (2)	Filipowski (3)	^ 9,314
N 29	7	RV		at Arkansas - 3	L, 75-80	Filipowski (26)	McCain (11)	McCain/Roach (3)	Three players (2)	Young (2)	^ 20,344
D 2	7	-		at Georgia Tech *	L, 68-72	Roach (20)	Filipowski (9)	Filipowski/Roach (5)	Foster/Roach (2)	Filipowski (4)	7,758
D 9	22	-		CHARLOTTE	W, 80-56	McCain (21)	Filipowski (13)	Filipowski (4)	Mitchell/Roach (2)	Filipowski/Young (1)	^ 9,314
D 12	21	-		HOFSTRA	W, 89-68	Filipowski (28)	Filipowski (12)	Filipowski/Roach (8)	McCain/Roach (2)	Filipowski (3)	^ 9,314
D 20	21	10		vs. Baylor - 4	W, 78-70	McCain (21)	Filipowski (10)	Filipowski (4)	Filipowski (3)	None	18,512
D 30	16	-		QUEENS	W, 106-69	McCain (24)	Mitchell (8)	Proctor/Roach (4)	McCain (3)	Filipowski (5)	^ 9,314
J 2	14	-		SYRACUSE *	W, 86-66	Mitchell (21)	Filipowski (7)	Proctor (4)	Blakes (3)	Mitchell (2)	^ 9,314

Duke/opponent AP ranking at time of game | Home games in caps

* - denotes ACC opponent | ^ - denotes sellout

1 - State Farm Champions Classic (United Center, Chicago, Ill.)

2 - Blue Devil Challenge

3 - ACC/SEC Challenge

4 - SentinelOne Classic (Madison Square Garden, New York, NY)

2022-23 ATTENDANCE FIGURES

Site	Games	Sellouts	Total	Average
Home	9	9	83,826	9,314
Away	2	1	28,102	14,051
Neutral	2	--	37,292	18,646
Totals	13	10	149,220	11,478

DUKE RECORD WHEN...

Plays at home	8-1	Has more TOs than opponent	--	Plays on Sunday	--
Plays on the road	0-2	Has equal or less TOs than opponent	10-3	Plays on Monday	1-0
Plays at neutral site	2-0	Scores more/equal bench points	6-1	Plays on Tuesday	4-0
Record vs. the ACC (regular season)	1-1	Scores less bench points	4-2	Plays on Wednesday	1-1
Record against non-conference	9-2	Makes 5+ 3-Pt. shots	9-2	Plays on Thursday	--
Plays an unranked opponent	8-2	No Duke player fouls out	9-2	Plays on Friday	2-1
Plays a ranked opponent	2-1	1+ Duke player fouls out	1-1	Plays on Saturday	2-1
Wins the game before	6-2	Has 20+ assists	4-0	Margin is 5 pts. or less	0-3
Loses the game before	2-2	Wears white uniforms	8-1	Margin is between 6-10	2-0
Leads at half	9-0	Wears royal blue uniforms	1-1	Margin is between 11-20	2-0
Trails at half	1-3	Wears black uniforms	0-1	Margin is more than 20	6-0
Tied at half	--	Wears gray uniforms	--	Has a 20-pt. scorer	9-3
Plays an overtime game	--	Wears navy blue uniforms (Brotherhood)	--	Has a 30-pt. scorer	--
Shoots 50% or better	6-0	Wears alternate white uniforms (Cameron Brotherhood)	1-0	Scores 59 points or less	--
Shoots less than 50%	4-3	Plays in November	5-2	Scores 60-69 points	0-1
Opponent shoots 50% or less	9-2	Plays in December	4-1	Scores 70-79 points	2-2
Shoots better than opponent	10-0	Plays in January	1-0	Scores 80-89 points	4-0
Shoots worse than opponent	0-3	Plays in February	--	Scores 90-99 points	3-0
Has more FTs made than opponent	9-2	Plays in March	--	Scores 100+ points	1-0
Has equal FTs made	--	Plays in April	--	Plays on ESPN	3-1
Has less FTs made than opponent	1-1	Plays during the day (before 6 p.m.)	2-1	Plays on ESPN2	1-1
Outrebounds opponent	8-0	Plays at night (after 6 p.m.)	8-2	Plays on ACC Network	4-0
Is outrebounded	2-2			Plays on ABC	--
Has equal rebounds	0-1			Plays on CBS/TBS	--
				Plays on Regional Sports Networks	--
				Plays on The CW	2-1

TEAM HIGHS & LOWS

		DUKE	OPPONENT
Points 1st Half	High	46 vs. Queens (12/30/23)	41 by Arizona (11/10/23)
	Low	31, 2x, last at Georgia Tech (12/2/23)	20 by Michigan State (11/14/23)
Points 2nd Half	High	60 vs. Queens (12/30/23)	47 by Arkansas (11/29/23)
	Low	35 vs. vs. Charlotte (12/9/23)	27 by Southern Indiana (11/24/23)
Total Points	High	106 vs. Queens (12/30/23)	80 by Arkansas (11/29/23)
	Low	68 at Georgia Tech (12/2/23)	54 by Dartmouth (11/6/23)
FG Made	High	40 vs. Queens (12/30/23)	30 by Arizona (11/10/23)
	Low	22 vs. Michigan State (11/14/23)	19 by Dartmouth (11/6/23)
FG Attempted	High	69 vs. Queens (12/30/23)	65 by Arizona (11/10/23)
	Low	48 vs. Charlotte (12/9/23)	50 by Hofstra (12/12/23)
FG Percentage 1st Half	High	.621 (18-of-29) vs. Hofstra (12/12/23)	.517 (15-of-29) by Hofstra (12/12/23)
	Low	.345 (10-of-29) at Arkansas (11/29/23)	.290 (9-of-31) by Michigan State (11/14/23)
FG Percentage 2nd Half	High	.750 (18-of-24) vs. Syracuse (1/2/24)	.609 by Arkansas (11/29/23)
	Low	.368 (14-of-38) at Arkansas (11/29/23)	.375 (12-of-32) by Dartmouth (11/6/23)
FG Percentage	High	.644 (38-of-59) vs. Dartmouth (11/6/23)	.509 by Georgia Tech (12/2/23)
	Low	.358 at Arkansas (11/29/23)	.339 (19-of-56) by Dartmouth (11/6/23)
3-Pt. FG Made	High	13 vs. Bucknell (11/17/23)	10 by Hofstra (12/12/23)
	Low	4, 2x, last vs. Baylor (12/20/23)	4, 3x, last by Syracuse (1/2/24)
3-Pt. FG Att.	High	34 vs. Bucknell (11/17/23)	29 by Bucknell (11/17/23)
	Low	12 vs. Baylor (12/20/23)	16 by Syracuse (1/2/24)
3-Pt. FG Pct.	High	.556 (10-of-18) vs. Charlotte (12/9/23)	.444 (8-of-18) by Baylor (12/20/23)
	Low	.250 (4-of-16) at Georgia Tech (12/2/23)	.200 (4-of-20) by Charlotte (12/9/23)
FT Made	High	24, 2x, last vs. Baylor (12/20/23)	19 by Arkansas (11/29/23)
	Low	9, 2x, last vs. Arizona (11/10/23)	5 by Southern Indiana (11/24/23)
FT Attempted	High	31 at Arkansas (11/29/23)	30 by Arkansas (11/29/23)
	Low	12, 2x, last vs. Arizona (11/10/23)	6 by Southern Indiana (11/24/23)
FT Percentage	High	.889 (16-of-18) vs. Syracuse (1/2/24)	.846 (11-of-13) by Georgia Tech (12/2/23)
	Low	.600 at Georgia Tech (12/2/23)	.583 (7-of-12) by Michigan State (11/14/23)
Off. Rebounds	High	14 vs. Southern Indiana (11/24/23)	15 by Arizona (11/10/23)
	Low	5, 2x, last vs. Syracuse (1/2/24)	2 by Hofstra (12/12/23)
Def. Rebounds	High	33 vs. Bucknell (11/17/23)	35 by Arkansas (11/29/23)
	Low	20 at Georgia Tech (12/2/23)	17 by Charlotte (12/9/23)
Total Rebounds	High	46 vs. Bucknell (11/17/23)	45 by Arizona (11/10/23)
	Low	29 vs. Baylor (12/20/23)	23 by Hofstra (12/12/23)
Assists	High	24 vs. Queens (12/30/23)	19 by Georgia Tech (12/2/23)
	Low	10 at Arkansas (11/29/23)	9 by Charlotte (12/9/23)
Blocked Shots	High	11 vs. Queens (12/30/23)	10 by Arkansas (11/29/23)
	Low	0 vs. Baylor (12/20/23)	1, 2x, last by La Salle (11/21/23)
Steals	High	11, 2x, last vs. Syracuse (1/2/24)	8 by Arizona (11/10/23)
	Low	4, 2x, last vs. Southern Indiana (11/24/23)	1 by Georgia Tech (12/2/23)
Turnovers	High	14 vs. Arizona (11/10/23)	19 by Queens (12/30/23)
	Low	5 vs. La Salle (11/21/23)	9 by La Salle (11/21/23)
Personal Fouls	High	24 at Arkansas (11/29/23)	23 by Michigan State (11/14/23)
	Low	9 vs. Southern Indiana (11/24/23)	12 by Georgia Tech (12/2/23)

INDIVIDUAL GAME HIGHS

	DUKE	OPPONENT
Total Points	28 by Kyle Filipowski vs. Hofstra (12/12/23)	26 by Maliq Brown, Syracuse (1/2/24)
First Half Points	18 by Mark Mitchell vs. Syracuse (1/2/24)	17 by Darlinstone Dubar, Hofstra (12/12/23)
Second Half Points	23 by Kyle Filipowski at Arkansas (11/29/23)	18 by Tyson Walker, Michigan State (11/14/23)
FG Made	10, 3x, last by Kyle Filipowski vs. Hofstra (12/12/23)	11, 3x, last by Maliq Brown, Syracuse (1/2/24)
FG Attempted	20, 2x, last by Kyle Filipowski at Arkansas (11/29/23)	19 by Dusan Neskovic, Dartmouth (11/6/23)
3-Pt. FG Made	5 by Jared McCain vs. Bucknell (11/17/23)	7 by Darlinstone Dubar, Hofstra (12/12/23)
3-Pt. FG Attempted	9 by Jared McCain vs. Queens (12/30/23)	11 by Darlinstone Dubar, Hofstra (12/12/23)
FT Made	9 by Mark Mitchell vs. Michigan State (11/14/23)	8, 2x, last by Judah Mintz, Syracuse (1/2/24)
FT Attempted	12 by Mark Mitchell vs. Charlotte (12/9/23)	11 by Khalif Battle, Arkansas (11/29/23)
Rebounds	14 by Kyle Filipowski vs. Southern Indiana (11/24/23)	13 by AJ Smith, Southern Indiana (11/24/23)
Offensive Rebounds	6 by Sean Stewart vs. La Salle (11/21/23)	8 by Yves Missi, Baylor (12/20/23)
Defensive Rebounds	11 by Kyle Filipowski vs. Charlotte (12/9/23)	12 by AJ Smith, Southern Indiana (11/24/23)
Assists	8, 3x, last by Kyle Filipowski/Jeremy Roach vs. Dartmouth (11/6/23)	9, 2x, last by Jaquan Carlos, Hofstra (12/12/23)
Turnovers	7 by Kyle Filipowski vs. Hofstra (12/12/23)	7 by Deyton Albury, Queens (12/30/23)
Blocked Shots	5 by Kyle Filipowski vs. Queens (12/30/23)	6 by Chandler Lawson, Arkansas (11/29/23)
Steals	3, 6x, last by Jaylen Blakes vs. Syracuse (1/2/24)	3 by Judah Mintz, Syracuse (1/2/24)
Minutes	40 by Jeremy Roach at Georgia Tech (12/2/23)	39 by Khalil Brantley, La Salle (11/21/23)

COMPARISON GAME-BY-GAME

	1st Half	2nd Half	Final	Margin	Total FG	FG Pct.	3pt. FG	3FG Pct.	FT	FT Pct.	Reb	Margin	Assists	Turns	Blocks	Steals	Fouls
Dartmouth	42-21	50-33	92-54	+38	38-59/19-56	.644/.339	7-17/4-18	.412/.222	9-12/12-17	.750/.706	33/29	+4	18/11	9/13	6/1	6/5	18/16
Arizona	33-41	40-37	73-78	-5	28-65/30-65	.431/.462	8-23/6-17	.348/.353	9-12/12-18	.750/.667	33/45	-12	14/17	14/17	3/5	9/8	17/17
vs. Michigan St.	31-20	43-45	74-65	+9	22-49/26-63	.449/.413	6-22/6-19	.273/.316	24-30/7-12	.800/.583	35/33	+2	17/12	13/13	5/6	6/5	16/23
Bucknell	44-29	46-31	90-60	+30	32-65/20-54	.492/.370	13-34/9-29	.382/.310	13-16/11-15	.813/.733	46/27	+19	23/13	7/13	2/3	9/3	16/14
La Salle	39-29	56-37	95-66	+29	36-67/24-58	.537/.414	9-22/6-24	.409/.250	14-20/12-17	.700/.706	42/27	+15	21/11	5/9	3/1	4/3	18/16
Southern Ind.	31-35	49-27	80-62	+18	29-60/24-58	.483/.414	5-18/9-21	.278/.429	17-28/5-6	.607/.833	38/33	+5	13/15	7/12	4/4	4/4	9/19
at Arkansas	32-33	43-47	75-80	-5	24-67/26-53	.358/.491	6-22/9-22	.273/.409	21-31/19-30	.677/.633	34-40	-6	10/17	8/12	3/10	7/6	24/21
at Georgia Tech	31-35	37-37	68-72	-4	26-62/27-53	.419/.509	4-16/7-23	.250/.304	12-20/11-13	.600/.846	33/33	--	12/19	6/12	6/8	8/1	15/12
Charlotte	45-27	35-29	80-56	+24	24-48/21-52	.500/.404	10-18/4-20	.556/.200	22-28/10-16	.786/.625	36/25	+11	15/9	11/11	2/6	7/4	14/19
Hofstra	44-39	45-29	89-68	+21	33-60/25-50	.550/.500	11-22/10-24	.500/.417	12-14/8-10	.857/.800	32/23	+9	22/13	10/14	3/6	6/3	11/13
vs. Baylor	34-32	44-38	78-70	+8	25-51/25-57	.490/.439	4-12/8-18	.333/.444	24-29/12-16	.828/.750	29/30	-1	14/10	8/14	0/7	8/3	13/20
Queens	46-33	60-36	106-69	+37	40-69/25-59	.580/.424	9-26/7-22	.346/.318	17-23/12-19	.739/.632	41/33	+8	24/11	9/19	11/2	11/7	18/20
Syracuse	35-33	51-33	86-66	+20	31-59/24-55	.525/.436	8-17/4-16	.471/.250	16-18/14-17	.889/.824	30/31	-1	19/14	11/17	5/3	11/7	13/18

GAME REPORTS

	Duke Jersey Color	Won Tip	Largest Duke Lead	Largest Duke Deficit	No. of Ties	No. of Lead Changes	Duke Led For	Opp. Led For	Game Tied For	Duke's First Sub(s)
Dartmouth	White	Duke	38	-	1	-	38:30	-	1:30	Foster/Reeves
Arizona	White	Arizona	2	8	11	10	3:14	29:53	7:53	Young
vs. Michigan State	Blue	Michigan State	12	3	2	1	27:13	9:43	3:04	Stewart
Bucknell	White	Bucknell	34	2	-	1	38:53	0:52	0:15	Blakes/Foster/Stewart
La Salle	White	La Salle	32	-	-	-	39:23	-	0:37	Young
Southern Indiana	White	Duke	18	10	2	2	19:32	18:46	1:42	Foster/Stewart/Young
at Arkansas	Black	Duke	3	14	8	16	7:42	25:20	6:58	Young
at Georgia Tech	Blue	Duke	4	11	5	5	1:38	34:40	3:42	Foster
Charlotte	White	Charlotte	25	-	-	-	39:11	-	0:49	Blakes
Hofstra	White	Hofstra	26	5	4	9	31:53	6:06	2:01	Blakes
vs. Baylor	White*	Baylor	13	6	8	8	27:21	8:45	3:54	Blakes
Queens	White	Duke	42	-	1	0	38:36	-	1:24	Blakes, Power, Proctor, Young
Syracuse	White	Duke	20	2	4	4	36:06	0:51	3:03	Power, Proctor

* Cameron Brotherhood Uniforms

MISCELLANEOUS STATS

GAMES AS LEADING SCORER

Kyle Filipowski	5
Jared McCain	3
Mark Mitchell	2
Caleb Foster	1
Tyrese Proctor	1
Jeremy Roach	1

GAMES AS LEADING REBOUNDER

Kyle Filipowski	9
Jared McCain	2
Mark Mitchell	1
Sean Stewart	1
Ryan Young	1

GAMES LEADING IN ASSISTS

Tyrese Proctor	7
Kyle Filipowski	5
Jeremy Roach	4
Jared McCain	2
Caleb Foster	1

DOUBLE-FIGURE SCORING GAMES

Kyle Filipowski	12
Mark Mitchell	9
Jeremy Roach	9
Jared McCain	7
Caleb Foster	5
Tyrese Proctor	5
Jaylen Blakes	2
Sean Stewart	1

20+ POINT GAMES

Kyle Filipowski	5
Jared McCain	3
Mark Mitchell	2
Jeremy Roach	2
Tyrese Proctor	1

10+ REBOUND GAMES

Kyle Filipowski	5
Jared McCain	2
Sean Stewart	1

DOUBLE-DOUBLES

Kyle Filipowski	4
Jared McCain	1
Sean Stewart	1

DUNKS

Opponent	24
Duke	41
Mark Mitchell	20
Kyle Filipowski	10
Sean Stewart	5
Jaylen Blakes	1
Caleb Foster	1
Tyrese Proctor	1
Christian Reeves	1
Jeremy Roach	1
Ryan Young	1

CHARGES DRAWN

Opponent	5
Duke	9
Kyle Filipowski	3
Jaylen Blakes	2
Jeremy Roach	2
Spencer Hubbard	1
Sean Stewart	1

DUKE'S FIRST SUBSTITUTION

Jaylen Blakes	5
Ryan Young	5
Sean Stewart	4
Caleb Foster	3
TJ Power	2
Tyrese Proctor	2
Christian Reeves	1

THREE-POINT PLAYS

Opponent	7
Duke	15
Kyle Filipowski	5
Mark Mitchell	3
Jeremy Roach	3
Caleb Foster	2
Tyrese Proctor	2
Jaylen Blakes	1

FOUR-POINT PLAYS

Opponent	--
Duke	--

TECHNICAL FOULS (UNSPORTING)

Opponent	1
Duke	3
Mark Mitchell	1
Tyrese Proctor	1
Jon Scheyer	1

FORCED FIVE-SECOND CALLS

Opponent	--
Duke	--

SHOT CLOCK VIOLATIONS FORCED

Opponent	7
Duke	4

OPENING TIPS CONTROLLED

Opponent	7
Duke	6
Kyle Filipowski	6

FREE THROW SHOOTING | LAST 5:00 & OVERTIME

Duke	45-60	.750
TJ Power	4-4	1.000
Jared McCain	4-4	1.000
Jaylen Blakes	2-2	1.000
Kyle Filipowski	11-12	.917
Jeremy Roach	11-13	.846
Ryan Young	5-6	.833
Tyrese Proctor	3-4	.750
Caleb Foster	6-12	.500
Mark Mitchell	0-3	.000

LARGEST HALFTIME LEAD

21 [42-21] vs. Dartmouth (11/6/23)

LARGEST HALFTIME DEFICIT

8 [33-41] vs. Arizona (11/10/23)

LARGEST DUKE LEAD

42 [106-64] vs. Queens (12/30/23)

LARGEST DUKE DEFICIT

14 [49-63] at Arkansas (11/29/23)

LARGEST DUKE WIN

38 [92-54] vs. Dartmouth (11/6/23)

LARGEST DUKE DEFEAT

5, 2x, last at Arkansas [75-80] (11/29/23)
--

LONGEST WINNING STREAK

5: 12/9/23-pres.

LONGEST LOSING STREAK

2: 11/29/23-12/2/23

LARGEST ROAD CROWD

20,344 at Arkansas (11/29/23)

LARGEST NEUTRAL CROWD

18,780 -- United Center, Chicago, Ill. (Champions Classic)
--

SPECIALTY STATS

	POINTS IN THE PAINT		POINTS OFF TURNOVERS		2ND CHANCE POINTS		FAST BREAK POINTS		BENCH POINTS	
	Duke	Opp	Duke	Opp	Duke	Opp	Duke	Opp	Duke	Opp
Dartmouth	56	24	18	12	4	8	16	1	35	8
Arizona	34	42	18	16	8	13	11	17	5	16
vs. Michigan State	24	34	9	9	11	16	1	11	26	10
Bucknell	34	20	14	4	23	0	15	5	21	17
La Salle	50	30	12	7	14	4	10	12	34	13
Southern Indiana	48	24	16	11	15	5	9	7	14	22
at Arkansas	36	28	12	11	14	5	24	11	9	36
at Georgia Tech	36	32	17	2	17	0	6	5	28	17
Charlotte	26	26	9	8	12	4	17	7	17	11
Hofstra	40	16	31	7	4	0	9	3	6	7
vs. Baylor	36	32	13	12	7	15	4	3	4	13
Queens	54	34	33	9	17	10	24	10	34	17
Syracuse	46	32	26	11	3	4	21	9	16	36
Totals	520	374	228	119	149	83	167	101	249	223
Averages	40.0	28.8	17.5	9.2	11.5	6.4	12.8	7.8	19.2	17.2

THE LAST TIME IT HAPPENED | TEAM

DUKE WAS RANKED (AP POLL)

No. 1 November 29, 2021
 Top 5 (2-5) **October 16, 2023**
 Top 10 (6-10) **November 27, 2023**
 Top 25 (11-25) **January 1, 2024**

DUKE PLAYED A RANKED OPPONENT (AP POLL)

No. 1 vs. Gonzaga on Nov. 26, 2021
 Top 5 (2-5) vs. No. 3 Kansas on Nov. 5, 2019
 Top 10 (6-10) vs. **No. 10 Baylor on Dec. 20, 2023**
 Top 25 (11-25) vs. **No. 18 Michigan State on Nov. 14, 2023**

DUKE DEFEATED A RANKED OPPONENT (AP POLL)

No. 1 vs. Gonzaga (84-81) on Nov. 26, 2021
 Top 5 (2-5) vs. No. 3 Kansas (68-66) on Nov. 5, 2019
 Top 10 (6-10) vs. **No. 10 Baylor (78-70) on Dec. 20, 2023**
 Top 25 (11-25) vs. **No. 18 Michigan State (74-65) on Nov. 14, 2023**

DUKE LOST TO A RANKED OPPONENT (AP POLL)

No. 1 vs. North Carolina (68-76) on March 8, 2008
 Top 5 vs. No. 5 Michigan State (67-68) on Mar. 31, 2019
 Top 10 at No. 8 Virginia (62-69, OT) on Feb. 11, 2023
 Top 25 vs. **No. 12 Arizona (73-78) on Nov. 10, 2023**

DUKE FACED NO. 1 (AP POLL)

Home vs. Syracuse (W, 66-60) on Feb. 22, 2014
 Road vs. North Carolina (L, 83-69) on March 7, 1993
 Neutral vs. Gonzaga (W, 84-81) on Nov. 26, 2021

100 POINTS BY A TEAM

By Duke **106 vs. Queens (12/30/23)**
 By Opponent 113 by Wake Forest (2/25/20)

40+ POINT WIN

By Duke 43 [86-43] at Georgia Tech (1/28/23)
 By Opponent 109-66 by Virginia (3/11/83)

30-39 POINT WIN

By Duke **106-69 vs. Queens (12/30/23)**
 By Opponent 103-73 by UNLV (4/2/90)

OVERTIME GAME

Duke Win 98-96 at North Carolina (2/8/20)
 Duke Loss 62-69 at Virginia (2/11/23)

DOUBLE OVERTIME GAME

Duke Win 66-63 vs. Virginia Tech (12/1/69)
 Duke Loss 101-113 at Wake Forest (2/25/20)

TRIPLE OVERTIME GAME

Duke Win 73-72 vs. Clemson (2/24/82)
 Duke Loss 70-68 at Virginia (2/25/58)

WON THE GAME IN THE FINAL SECONDS

By Duke Mark Williams, FG at 0.4 seconds
 Duke defeated Wake Forest, 76-74 (2/15/22)
 By Opponent Reece Beekman, 3FG at 1.1 seconds
 Virginia defeated Duke, 69-68 (2/7/22)

WON THE GAME AT THE BUZZER

By Duke Wendell Moore Jr., FG
 Duke defeated North Carolina, 98-96 [OT] (2/8/20)
 By Opponent Nathan Bain, FG
 Stephen F. Austin defeated Duke, 85-83 [OT] (11/26/19)

5 PLAYERS IN DOUBLE-FIGURE POINTS

By Duke **(5) vs. Syracuse (1/2/24)**
 By Opponent **(5) by Arizona (11/10/23)**

6 PLAYERS IN DOUBLE-FIGURE POINTS

By Duke **(6) vs. Florida State (2/19/22)**

7 PLAYERS IN DOUBLE-FIGURE POINTS

By Duke **(7) vs. Georgia Tech (1/4/17)**

8 PLAYERS IN DOUBLE-FIGURE POINTS

By Duke **(8) vs. Clemson (1/27/92)**

9+ PLAYERS IN DOUBLE-FIGURE POINTS

By Duke **Never**

MADE 40-49 FIELD GOALS

By Duke **40 vs. Queens (12/30/23)**
 By Opponent 42 by Florida State (2/4/06)

MADE 50+ FIELD GOALS

By Duke 50 vs. Mercer (12/21/97)
 By Opponent **Never**

MADE FEWER THAN 20 FIELD GOALS

By Duke 19 vs. Virginia (3/11/23)
 By Opponent **19 by Dartmouth (11/6/23)**

HAD 70-79 FIELD GOAL ATTEMPTS

By Duke 72 vs. North Carolina (4/2/22)
 By Opponent 70 by North Carolina (2/4/23)

HAD 80-89 FIELD GOAL ATTEMPTS

By Duke 80 at North Carolina (2/8/20)
 By Opponent 80 by Syracuse (1/14/19)

HAD 90-99 FIELD GOAL ATTEMPTS

By Duke 90 vs. Wake Forest (12/18/70)
 By Opponent 91 by William & Mary (12/3/73)

HAD 100+ FIELD GOAL ATTEMPTS

By Duke 102 vs. NC State (3/5/55)
 By Opponent 100 by NC State (2/20/74)

HAD FEWER THAN 30 FIELD GOAL ATTEMPTS

By Duke 23 vs. North Carolina (2/24/79)
 By Opponent 29 by North Carolina (3/8/02)

SHOT OVER 60 PERCENT FROM THE FIELD

By Duke **.644 (38-of-59) vs. Dartmouth (11/6/23)**
 By Opponent .648 (35-of-54) by Vermont (11/24/13)

SHOT OVER 70 PERCENT FROM THE FIELD

By Duke .704 (38-of-54) vs. Davidson (11/8/13)
 By Opponent .700 (7-of-10) by Wake Forest (2/7/10)

SHOT LESS THAN 30 PERCENT FROM THE FIELD

By Duke .267 (16-of-60) vs. Oregon State (11/24/22)
 By Opponent .278 (15-54) by USC Upstate (11/11/22)

MADE 10+ THREE-POINT FIELD GOALS

By Duke **11 vs. Hofstra (12/12/23)**
 By Opponent **10 by Hofstra (12/12/23)**

MADE 15+ THREE-POINT FIELD GOALS

By Duke 15 at Syracuse (2/26/22)
 By Opponent 18 by The Citadel (11/22/21)

MADE 0 THREE-POINT FIELD GOALS

By Duke 0-4 vs. Hawai'i (12/30/89)
 By Opponent 0-8 by Tennessee (11/21/11)

HAD 30+ THREE-POINT FIELD GOAL ATTEMPTS

By Duke **34 vs. Bucknell (11/17/22)**
 By Opponent 32 by Oral Roberts (3/16/23)

SHOT OVER 60 PERCENT FROM THE 3-POINT LINE

By Duke .619 (13-21) at Virginia (2/9/19)
 By Opponent .667 (10-15) by North Carolina (2/6/21)

SHOT OVER 70 PERCENT FROM THE 3-POINT LINE

By Duke .706 (12-17) vs. Virginia Tech (2/21/13)
 By Opponent .727 (8-11) by Georgia Tech (2/4/15)

SHOT OVER 80 PERCENT FROM THE 3-POINT LINE

By Duke .800 (8-10) vs. Minnesota (11/22/12)
 By Opponent .800 (12-15) by N. Carolina (3/5/83)

SHOT LESS THAN 20 PERCENT FROM THE 3-POINT LINE

By Duke .105 (2-19) vs. NC State (2/28/23)
 By Opponent .176 (3-17) by Clemson (1/14/23)

MADE 30-39 FREE THROWS

By Duke 31 at Wake Forest (2/25/20)
 By Opponent 37 by Wake Forest (2/25/20)

MADE 40+ FREE THROWS

By Duke 40 vs. Southern Illinois (11/20/08)
 By Opponent 42 by Wake Forest (12/20/68)

MADE 5 OR FEWER FREE THROWS

By Duke 4 vs. Tennessee (3/18/23)
 By Opponent **5 by Southern Indiana (11/24/23)**

HAD 40-49 FREE THROW ATTEMPTS

By Duke 40 vs. Georgia Tech (1/4/22)
 By Opponent 40 by Florida State (3/1/06)

HAD 50+ FREE THROW ATTEMPTS

By Duke 54 vs. Fairfield (11/14/98)
 By Opponent 50 by Wake Forest (2/25/20)

SHOT OVER 90 PERCENT FROM THE FOUL LINE

By Duke .923 (12-of-13) vs. UMES (12/10/22)
 By Opponent .909 (10-11) by Miami (2/6/23)

SHOT 100 PERCENT FROM THE FOUL LINE

By Duke 4-of-4 at Syracuse (2/18/23)
 By Opponent 2-of-2 by UMES (12/10/22)

HAD 50-59 REBOUNDS

By Duke 51 vs. Pittsburgh (1/11/23)
 By Opponent 50 by North Carolina (4/2/22)

HAD 60+ REBOUNDS

By Duke 61 vs. Saint Francis (Pa.) (12/5/17)
 By Opponent 64 by North Carolina (3/5/16)

FIVE PLAYERS FOULED OUT

By Duke vs. Wake Forest (2/17/08)
 By Opponent by Portland State (11/24/17)

HAD 20-29 ASSISTS

By Duke **24 vs. Queens (12/30/23)**
 By Opponent 21 by Miami (2/6/23)

HAD 30+ ASSISTS

By Duke 32 vs. Evansville (12/20/17)
 By Opponent 30 by Maryland (2/10/90)

HAD 10+ BLOCKED SHOTS

By Duke **11 vs. Queens (12/30/23)**
 By Opponent **10 by Arkansas (11/29/23)**

HAD 15+ STEALS

By Duke 15 vs. USC Upstate (11/11/22)
 By Opponent 15 by Miami (1/8/22)

HAD 20+ TURNOVERS

By Duke 22 at Virginia (2/11/23)
 By Opponent 23 by USC Upstate (11/11/22)

HAD 30+ TURNOVERS

By Duke 33 vs. Maryland (2/9/91)
 By Opponent 31 by Eastern Kentucky (11/25/07)

COMMITTED 10 OR FEWER TURNOVERS

By Duke **9 vs. Queens (12/30/23)**
 By Opponent **9 by La Salle (1/21/23)**

THE LAST TIME IT HAPPENED | INDIVIDUAL

30-39 POINTS BY A PLAYER

By Duke 37, Matthew Hurt vs. Louisville (2/27/21)
By Opp. 31, Hunter Cattoor, Virginia Tech (3/12/22)

40+ POINTS BY A PLAYER

By Duke 40, J.J. Redick vs. Virginia (1/28/06)
By Opp. 40, Bootsy Thornton, St. John's (1/24/99)

50+ POINTS BY A PLAYER

By Duke 58, Danny Ferry vs. Miami (12/10/88)
By Opp. Never

TWO PLAYERS SCORED 20 OR MORE POINTS

By Duke Kyle Filipowski (26), Jeremy Roach (22)
at Arkansas (11/29/23)
By Opp. Terquavion Smith (24), Jarrel Joiner (21),
NC State (1/4/23)

THREE PLAYERS SCORED 20 OR MORE POINTS

By Duke Mark Williams (28), Paolo Banchemo (21),
AJ Griffin (20) at Syracuse (2/26/22)
By Opp. Armando Bacot (23), Caleb Love (22),
RJ Davis (21), Brady Manek (20), North Carolina (3/5/22)

FOUR PLAYERS SCORED 20 OR MORE POINTS

By Duke Jabari Parker (22), Rodney Hood (22),
Quinn Cook (21), Rasheed Sulaimon (20)
vs. Davidson (11/8/13)
By Opp. Armando Bacot (23), Caleb Love (22),
RJ Davis (21), Brady Manek (20), North Carolina (3/5/22)

TWO PLAYERS SCORED 30 OR MORE POINTS

By Duke Gerald Henderson (35), Jon Scheyer (30)
vs. Wake Forest (2/22/09)
By Opp. Brian Oliver (31), Dennis Scott (31)
Georgia Tech (3/10/90)

10+ FIELD GOALS MADE BY A PLAYER

By Duke 10, Kyle Filipowski vs. Hofstra (12/12/23)
By Opp. 11, Maliq Brown, Syracuse (1/2/24)

15+ FIELD GOALS MADE BY A PLAYER

By Duke 15, Matthew Hurt vs. Louisville (2/27/21)
By Opp. 17, Al Thornton, Florida State (2/4/06)

20-29 FIELD GOAL ATTEMPTS BY A PLAYER

By Duke 20, Kyle Filipowski at Arkansas (11/29/23)
By Opp. 26, Jalen Wilson, Kansas (11/15/22)

30+ FIELD GOAL ATTEMPTS BY A PLAYER

By Duke 30, RJ Barrett vs. Syracuse (1/14/19)
By Opp. 32, Al Thornton, Florida State (2/4/06)

PLAYER SHOT 1.000 WITH 5+ FIELD GOAL ATTEMPTS

By Duke 5-of-5, Jaylen Blakes vs. Charlotte (12/9/23)
By Opp. 8-8, Kadin Shedrick, Virginia (2/7/22)

PLAYER SHOT .800 WITH 10+ FIELD GOAL ATTEMPTS

By Duke 8-10 (.800), Kyle Filipowski vs. Queens (12/30/23)
By Opp. 9-11 (.818), Baye Ndongo, Georgia Tech (12/2/23)

PLAYER SHOT .900 WITH 10+ FIELD GOAL ATTEMPTS

By Duke 13-13 (1.000), Zion Williamson vs. Syracuse (3/14/19)
By Opp. 10-11 (.909), Armando Bacot, North Carolina (3/5/22)

5+ 3PT FIELD GOALS MADE BY A PLAYER

By Duke 5, Jared McCain, vs. Bucknell (11/17/23)
By Opp. 7, Darlinstone Dubar, Hofstra (12/12/23)

10+ 3PT FIELD GOAL ATTEMPTS BY A PLAYER

By Duke 10, AJ Griffin at Syracuse (2/26/22)
By Opp. 11, Darlinstone Dubar, Hofstra (12/12/23)

PLAYER SHOT .800 WITH 5+ 3PT FIELD GOAL ATTEMPTS

By Duke 4-5 (.800), Caleb Foster
vs. Michigan State (11/14/23)
By Opp. 4-5 (.800), JJ Traynor
Louisville (2/20/23)

10+ FREE THROWS MADE BY A PLAYER

By Duke 11, Kyle Filipowski vs. Pittsburgh (1/11/23)
By Opp. 10, Matthew Cleveland, Florida State (12/31/22)

15+ FREE THROWS MADE BY A PLAYER

By Duke 15, Wendell Moore Jr., at Wake Forest (2/25/20)
By Opp. 15, Bryant Crawford, Wake Forest (1/28/17)

10+ FREE THROWS ATTEMPTED BY A PLAYER

By Duke 12, Mark Mitchell vs. Charlotte (12/9/23)
By Opp. 10, AJ McKee, Queens (12/30/23)

15+ FREE THROWS ATTEMPTED BY A PLAYER

By Duke 16, Paolo Banchemo vs. Georgia Tech (1/4/22)
By Opp. 17, Au'Diese Toney, Pittsburgh (1/19/21)

20+ FREE THROWS ATTEMPTED BY A PLAYER

By Duke 20, Christian Laettner vs. Boston U. (1/21/92)
By Opp. 22, Buzzy Wilkinson, Virginia (3/4/54)

PLAYER SHOT 1.000 WITH 10+ FREE THROW ATTEMPTS

By Duke 10-of-10, Tre Jones vs. North Carolina (3/7/20)
By Opp. 10-of-10, Matthew Cleveland, Florida State (12/31/22)

10+ REBOUNDS BY A PLAYER

By Duke 10, Kyle Filipowski vs. Baylor (12/20/23)
By Opp. 10, Yves Missi, Baylor (12/20/23)

15+ REBOUNDS BY A PLAYER

By Duke 15, Kyle Filipowski vs. Pittsburgh (1/11/23)
By Opp. 21, Armando Bacot, North Carolina (4/2/22)

20+ REBOUNDS BY A PLAYER

By Duke 21, Marvin Bagley III vs. Florida State (12/30/17)
By Opp. 21, Armando Bacot, North Carolina (4/2/22)

TWO PLAYERS WITH 10 OR MORE REBOUNDS

By Duke Kyle Filipowski (10), Jared McCain (11)
at Arkansas (11/29/23)
By Opp. Armando Bacot (10), Leaky Black (10)
North Carolina (2/4/23)

5+ OFFENSIVE REBOUNDS BY A PLAYER

By Duke 5, Mark Mitchell vs. Hofstra (12/12/23)
By Opp. 8, Yves Missi, Baylor (12/20/23)

10+ DEFENSIVE REBOUNDS BY A PLAYER

By Duke 11, Kyle Filipowski vs. Charlotte (12/9/23)
By Opp. 11, Trevon Brazile, Arkansas (11/29/23)

10+ ASSISTS BY A PLAYER

By Duke 10, Tyrese Proctor vs. Pittsburgh (3/9/23)
By Opp. 10, Dajuan Harris, Kansas (11/15/22)

5+ BLOCKED SHOTS BY A PLAYER

By Duke 5, Kyle Filipowski vs. Queens (12/30/23)
By Opp. 5, Yves Missi, Baylor (12/20/23)

10+ BLOCKED SHOTS BY A PLAYER

By Duke 10, Shelden Williams vs. Maryland (1/11/06)
By Opp. 10, Jay Huff, Virginia (2/29/20)

5+ STEALS BY A PLAYER

By Duke 5, Paolo Banchemo vs. Syracuse (3/10/22)
By Opp. 5, Kevon Voyles, UMES (12/10/22)

10+ STEALS BY A PLAYER

By Duke 11, Kenny Dennard vs. Maryland (2/3/79)
By Opp. Never

40 MINUTES PLAYED IN REGULATION

By Duke 40, Jeremy Roach at Georgia Tech (12/2/23)
By Opp. 40, Leaky Black, North Carolina (3/4/23)

40+ MINUTES PLAYED IN A GAME

By Duke 42, Tyrese Proctor at Virginia (2/11/23)
By Opp. 41, Reece Beekman, Virginia (2/11/23)

50+ MINUTES PLAYED IN A GAME

By Duke 53, Chip Engelland vs. Clemson (2/24/82)
51, Vince Taylor vs. Clemson (2/24/82)
By Opp. 53, Vince Hamilton, Clemson (2/24/82)
52, Mike Eppley, Clemson (2/24/82)
51, Fred Gillam, Clemson (2/24/82)

DOUBLE-DOUBLE BY A PLAYER*

By Duke 13/10, Kyle Filipowski vs. Baylor (12/20/23)
By Opp. 11/10, Yves Missi, Baylor (12/20/23)

20-20 GAMES (POINTS - REBOUNDS)

By Duke 32/21, Marvin Bagley III vs. Florida State (12/30/17)
By Opp. 26/24, Sean May, North Carolina (3/6/05)

TRIPLE-DOUBLE BY A PLAYER^

By Duke 19/10/10, Wendell Moore Jr., vs. Army (11/12/21)
By Opp. 16/15/10 blocks, Tree Rollins, Clemson (2/23/77)

ALL-TIME TRIPLE-DOUBLES BY A DUKE PLAYER (5)

21/18/10 assists, Art Heyman vs. Virginia (2/28/63)
13/12/11 assists, Gene Banks vs. Lehigh (1/9/78)
19/11/10 blocks, Shelden Williams vs. Maryland (1/11/06)
23/11/10 assists, RJ Barrett vs. NC State (2/16/19)
19/10/10 assists, Wendell Moore Jr., vs. Army (11/12/21)

**Double-doubles are points and rebounds
unless otherwise indicated*

*^Triple-doubles are points, rebounds, and assists
unless indicated*

DUKE SEASON STATS

Game Records

Record	Overall	Home	Away	Neutral
ALL GAMES	10-3	8-1	0-2	2-0
CONFERENCE	1-1	1-0	0-1	0-0
NON-CONFERENCE	9-2	7-1	0-1	2-0

Score by Periods

Team	1st	2nd	OT	TOT
Duke	487	599	0	1086
Opponents	407	459	0	866

Team Box Score

No.	Player				Total		3-Point		F-Throw		Rebounds											
		GP-GS	MIN	AVG	FG-FGA	FG%	3FG-3FGA	3FG%	FT-FTA	FT%	OFF	DEF	TOT	AVG	PF	DQ	A	TO	BLK	STL	PTS	AVG
30	FILIPOWSKI, Kyle	13-13	373:49	28.8	85-161	.528	12-38	.316	46-63	.730	26	87	113	8.7	35	0	39	21	25	18	228	17.5
3	ROACH, Jeremy	13-13	431:28	33.2	66-127	.520	20-41	.488	37-45	.822	5	27	32	2.5	31	1	42	14	2	17	189	14.5
0	MCCAIN, Jared	13-13	347:12	26.7	55-117	.470	30-64	.469	18-20	.900	9	42	51	3.9	25	1	25	14	0	14	158	12.2
25	MITCHELL, Mark	12-11	323:41	27.0	48-99	.485	1-22	.045	47-65	.723	24	37	61	5.1	17	0	17	12	6	10	144	12.0
5	PROCTOR, Tyrese	10-8	267:48	26.8	37-77	.481	14-39	.359	17-22	.773	2	22	24	2.4	18	0	44	12	2	8	105	10.5
1	FOSTER, Caleb	13-5	329:08	25.3	43-93	.462	11-33	.333	18-29	.621	5	26	31	2.4	19	0	23	15	2	6	115	8.8
2	BLAKES, Jaylen	13-0	163:18	12.6	15-29	.517	4-11	.364	7-8	.875	3	13	16	1.2	11	0	10	4	4	10	41	3.2
13	STEWART, Sean	12-0	88:59	7.4	16-30	.533	0-0	.000	3-7	.429	16	18	34	2.8	16	0	1	5	5	6	35	2.9
12	POWER, TJ	10-0	95:25	9.5	8-18	.444	8-16	.500	4-4	1.000	1	8	9	0.9	7	0	3	3	1	4	28	2.8
15	YOUNG, Ryan	13-2	143:03	11.0	12-22	.545	0-1	.000	12-16	.750	15	25	40	3.1	17	0	16	9	5	2	36	2.8
21	REEVES, Christian	3-0	15:35	5.2	2-3	.667	0-0	.000	1-2	.500	1	4	5	1.7	3	0	0	2	1	0	5	1.7
55	HUBBARD, Spencer	5-0	10:30	2.1	1-3	.333	0-2	.000	0-0	.000	0	2	2	0.4	2	0	2	0	0	0	2	0.4
20	BEGOVICH, Neal	5-0	10:04	2.0	0-2	.000	0-2	.000	0-0	.000	0	3	3	0.6	0	0	0	0	0	0	0	0.0
Team											18	26	44				7					
Total		13	2600		388-781	.497	100-269	.372	210-281	.747	125	340	465	35.8	201	2	222	118	53	95	1086	83.5
Opponents		13	2600		316-734	.431	89-273	.326	145-206	.704	106	303	409	31.5	227	1	172	175	62	59	866	66.6

Team Statistics

	DU	OPP
Scoring	1086	866
Points per game	83.5	66.6
Scoring margin	+16.9	-
Field goals-att	388-781	316-734
Field goal pct	.497	.431
3 point fg-att	100-269	89-273
3-point FG pct	.372	.326
3-pt FG made per game	7.7	6.8
Free throws-att	210-281	145-206
Free throw pct	.747	.704
F-Throws made per game	16.2	11.2
Rebounds	465	409
Rebounds per game	35.8	31.5
Rebounding margin	+4.3	-
Assists	222	172
Assists per game	17.1	13.2
Turnovers	118	175
Turnovers per game	9.1	13.5
Turnover margin	+4.4	-
Assist/turnover ratio	1.9	1.0
Steals	95	59
Steals per game	7.3	4.5
Blocks	53	62
Blocks per game	4.1	4.8
Winning streak	5	-
Home win streak	7	-
Attendance	83826	28102
Home games-Avg/Game	9-9314	2-14051
Neutral site-Avg/Game	-	2-18646

Team Results

Date	Opponent		Score	Att.
11/06/2023	Dartmouth	W	92-54	9314
11/10/2023	Arizona	L	73-78	9314
11/14/2023	vs Michigan St.	W	74-65	18780
11/17/2023	Bucknell	W	90-60	9314
11/21/2023	La Salle	W	95-66	9314
11/24/2023	Southern Ind.	W	80-62	9314
11/29/2023	at Arkansas	L	75-80	20344
12/02/2023	at Georgia Tech	L	68-72	7758
12/09/2023	Charlotte	W	80-56	9314
12/12/2023	Hofstra	W	89-68	9314
12/20/2023	vs Baylor	W	78-70	18512
12/30/2023	Queens (NC)	W	106-69	9314
01/02/2024	Syracuse	W	86-66	9314

DUKE ACC SEASON STATS

Game Records

Record	Overall	Home	Away	Neutral
ALL GAMES	1-1	1-0	0-1	0-0
CONFERENCE	1-1	1-0	0-1	0-0
NON-CONFERENCE	0-0	0-0	0-0	0-0

Score by Periods

Team	1st	2nd	OT	TOT
Duke	66	88	0	154
Opponents	68	70	0	138

Team Box Score

No.	Player				Total		3-Point		F-Throw		Rebounds											
		GP-GS	MIN	AVG	FG-FGA	FG%	3FG-3FGA	3FG%	FT-FTA	FT%	OFF	DEF	TOT	AVG	PF	DQ	A	TO	BLK	STL	PTS	AVG
3	ROACH, Jeremy	2-2	72:16	36.1	13-23	.565	4-5	.800	7-8	.875	2	10	12	6.0	6	0	7	5	0	4	37	18.5
25	MITCHELL, Mark	2-1	58:21	29.2	12-21	.571	0-3	.000	8-12	.667	5	5	10	5.0	4	0	3	1	2	1	32	16.0
0	MCCAIN, Jared	2-2	51:09	25.6	9-23	.391	4-9	.444	2-2	1.000	1	4	5	2.5	3	0	2	2	0	1	24	12.0
30	FILIPOWSKI, Kyle	2-2	62:36	31.3	9-16	.563	0-3	.000	6-8	.750	3	13	16	8.0	4	0	8	1	5	2	24	12.0
1	FOSTER, Caleb	2-1	56:46	28.4	6-13	.462	1-3	.333	1-4	.250	0	2	2	1.0	2	0	3	2	1	4	14	7.0
5	PROCTOR, Tyrese	2-1	28:10	14.1	5-8	.625	2-4	.500	2-2	1.000	0	0	0	0.0	2	0	4	2	0	1	14	7.0
2	BLAKES, Jaylen	2-0	23:29	11.7	1-6	.167	0-2	.000	2-2	1.000	1	1	2	1.0	1	0	2	0	2	4	4	2.0
12	POWER, TJ	2-0	25:01	12.5	1-5	.200	1-4	.250	0-0	.000	0	5	5	2.5	1	0	0	1	1	1	3	1.5
15	YOUNG, Ryan	2-1	16:23	8.2	1-5	.200	0-0	.000	0-0	.000	2	2	4	2.0	3	0	2	1	0	0	2	1.0
13	STEWART, Sean	2-0	05:49	2.9	0-1	.000	0-0	.000	0-0	.000	0	0	0	0.0	2	0	0	1	0	1	0	0.0
Team											4	3	7				1					
Total		2	400		57-121	.471	12-33	.364	28-38	.737	18	45	63	31.5	28	0	31	17	11	19	154	77.0
Opponents		2	400		51-108	.472	11-39	.282	25-30	.833	12	52	64	32.0	30	0	33	29	11	8	138	69.0

Team Statistics

	DU	OPP
Scoring	154	138
Points per game	77.0	69.0
Scoring margin	+8.0	-
Field goals-att	57-121	51-108
Field goal pct	.471	.472
3 point fg-att	12-33	11-39
3-point FG pct	.364	.282
3-pt FG made per game	6.0	5.5
Free throws-att	28-38	25-30
Free throw pct	.737	.833
F-Throws made per game	14.0	12.5
Rebounds	63	64
Rebounds per game	31.5	32.0
Rebounding margin	-0.5	-
Assists	31	33
Assists per game	15.5	16.5
Turnovers	17	29
Turnovers per game	8.5	14.5
Turnover margin	+6.0	-
Assist/turnover ratio	1.8	1.1
Steals	19	8
Steals per game	9.5	4.0
Blocks	11	11
Blocks per game	5.5	5.5
Winning streak	1	-
Home win streak	1	-
Attendance	9314	7758
Home games-Avg/Game	1-9314	1-7758
Neutral site-Avg/Game	-	0-0

Team Results

Date	Opponent		Score	Att.
12/02/2023	at Georgia Tech	L	68-72	7758
01/02/2024	Syracuse	W	86-66	9314



DUKE BASKETBALL

2023-24 RADIO/TV ROSTER



0 • JARED MCCAIN
G | 6-3 | 197 | Fr.
Sacramento, Calif.
Centennial



1 • CALEB FOSTER
G | 6-5 | 197 | Fr.
Harrisburg, N.C.
Notre Dame (Calif.)



2 • JAYLEN BLAKES
G | 6-2 | 204 | Jr.
Somerset, N.J.
Blair Academy



3 • JEREMY ROACH
G | 6-2 | 180 | Sr.
Leesburg, Va.
St. Paul VI HS



5 • TYRESE PROCTOR
G | 6-5 | 183 | So.
Sydney, Australia
NBA Global Academy



12 • TJ POWER
F | 6-9 | 216 | Fr.
Shrewsbury, Mass.
Worcester Academy



13 • SEAN STEWART
F | 6-9 | 227 | Fr.
Windermere, Fla.
Montverde Academy



14 • JADEN SCHUTT
G | 6-5 | 190 | So.
Yorkville, Ill.
Yorkville Christian HS



15 • RYAN YOUNG
F | 6-10 | 238 | Gr.
Stewartsville, N.J.
Bethlehem Catholic HS
Northwestern Univ.



20 • NEAL BEGOVICH
F | 6-9 | 230 | Gr.
San Francisco, Calif.
St. Ignatius College Prep
Stanford Univ.



21 • CHRISTIAN REEVES
C | 7-1 | 261 | So.
Charlotte, N.C.
Oak Hill Academy (Va.)



25 • MARK MITCHELL
F | 6-9 | 232 | So.
Kansas City, Kan.
Sunrise Christian School




30 • KYLE FILIPOWSKI
C | 7-0 | 248 | So.
Westtown, N.Y.
Wilbraham & Monson Academy




52 • STANLEY BORDEN
C | 7-0 | 241 | Jr.
Istanbul, Turkey
Istanbul Int'l Community School




55 • SPENCER HUBBARD
G | 5-8 | 157 | Sr.
Los Angeles, Calif.
Harvard Westlake HS




JON SCHEYER
Head Coach
Duke '10
11th Season at Duke / 2nd as Head Coach



CHRIS CARRAWELL
Associate Head Coach
Duke '00
6th Season at Duke



JAI LUCAS
Associate Head Coach
Texas '11
2nd Season at Duke



WILL AVERY
Assistant Coach
Duke '23
1st Season at Duke



EMANUEL DILDY
Assistant Coach
Eastern Illinois '05
1st Season at Duke