



# GEORGIA TECH BASKETBALL 2023-24

ACC Champions 1985, 1990, 1993, 2021 • Final Four 1990, 2004 • 17 NCAA Tournament appearances

## 2023-24 Schedule/Results

Date	Opponent	TV	Time
N1	CLARK ATLANTA (exh)	-	W, 91-75
N6	GEORGIA SOUTHERN	ACCNX	W, 84-62
N9	HOWARD	ACCNX	W, 88-85
N14	UMASS LOWELL	ACCNX	L, 71-74
N22	at Cincinnati	ESPN+	L, 54-89
N28	MISSISSIPPI STATE* (21/22)	ACCN	W, 67-59
D2	DUKE (7/7)	The CW	W, 72-68
D5	at Georgia	SECN	L, 62-76
D9	ALABAMA A&M	ACCN	W, 70-49
D16	vs. Penn State+	B1GN	W, 82-81 (ot)
D21	vs. Massachusetts#	ESPN2	W, 73-70
D22	at Hawaii#	ESPN2	W, 73-68
D24	vs. Nevada#	ESPN	L, 64-72
J3	at Florida State	ACCN	L, 71-82
J6	BOSTON COLLEGE	ESPN2	L, 87-95
J9	NOTRE DAME	ACCN	L, 68-75 (ot)
J13	at Duke (11/11)	ACCN	L, 79-84
J16	at Clemson (rv)	ACCN	W, 93-90 (2ot)
J20	VIRGINIA	ACCN	L, 66-75
J23	PITTSBURGH	ESPNU	L, 64-72
J27	at Virginia Tech	ACCN	L, 67-91
J30	NORTH CAROLINA (3/3)	ESPN	W, 74-73
F3	at NC State	The CW	L, 76-82
F6	WAKE FOREST	ESPNU	L, 51-80
F10	at Louisville	ACCN	L, 67-79
F14	at Notre Dame	ACCN	7 p.m.
F17	SYRACUSE	The CW	5:30 p.m.
F21	CLEMSON	ACCN	7 p.m.
F24	at Miami	ACCN	4 p.m.
M2	FLORIDA STATE	ESPNU	12 p.m.
M5	at Wake Forest	ACCN	9 p.m.
M9	at Virginia (21/23)	ACCN	8 p.m.
M12-16 ACC Tournament (Washington, D.C.)%			
*ACC/SEC Challenge; +Holiday Festival (Madison Square Garden, New York, N.Y.); #Diamond Head Classic (Honolulu, Hawaii); %ACC Tournament (Washington, D.C.)			
All times Eastern; home games in ALL CAPS			

### RADIO: Georgia Tech Sports Network by Legends Sports

Announcers	Andy Demetra, Randy Waters
Engineer	Miller Pope
Network station in Atlanta	680 AM / 93.7 FM
Satellite Radio	SiriusXM channel 383 / SiriusXM app
Online	GT Gameday App, Ramblinwreck.com
Tuneln	buzz.gt/LiveTuneln

### Television ACC Network

Announcers	Ariya Massoudi, Tom Crean
------------	---------------------------

### Communications

GTMBB contact	Mike Stamus
Phone	404-894-5445 (ofc), 404-218-9723 (cell)
E-mail	mstamus@athletics.gatech.edu

### Social Media: #StingEm

Official Twitter	@GTMBB
Facebook	gtmensbasketball
Instagram	gtmensbasketball

## GEORGIA TECH (10-14, 3-10 ACC) vs. NOTRE DAME (8-16, 3-10 ACC) Game 25 • February 14, 2024 • 7 p.m. EST

### Jackets Travel to Notre Dame

Looking to even the season series with Notre Dame and get in the winning column for February, Georgia Tech travels to face the Fighting Irish at 7 p.m. Wednesday at Purcell Pavilion.

Tech (10-14, 3-10 ACC) remained winless in the month of February after falling late at Louisville, 79-67, Saturday. The Jackets also lost 82-76 at NC State and 80-51 at home to Wake Forest since knocking off No. 3 North Carolina to close out the month of January. The Yellow Jackets, who have also defeated Duke and Clemson in conference play, have lost six of their last seven games and 11 of their last 13.

Notre Dame (8-16, 3-10 ACC) is in a similar place, having lost nine of its last 11. The Fighting Irish defeated Tech in the teams' first meeting on Jan. 9, but then lost seven in a row before defeating Virginia Tech at home, 74-66, Saturday.

Wednesday's game will be televised live on the ACC Network, with a live stream available on the ESPN app. Radio coverage is on the Georgia Tech Sports Network by Legends Sports and flagship station 680 the Fan (680 AM/93.7 FM). The Tech broadcast is also available on SiriusXM channel 383 and the SiriusXM app.

### The Tip-Off

• Georgia Tech's three ACC wins have come against the ACC's three highest-ranked teams in the NCAA's NET rankings

### EVENT INFORMATION

Venue/Site	Purcell Pavilion, South Bend, Ind.
Tech vs. Notre Dame	Tech trails, 13-16!
On the road	Tech trails, 2-11
Last meeting	1/10/2024 - ND def. Tech, 75-67 (ot) in Atlanta
!Win in 2017 vacated by NCAA Committee on Infractions	
<b>GEORGIA TECH YELLOW JACKETS</b>	
Rankings (AP/coaches/KenPom/NET)	nr   nr   138   140
Record breakdown	6-6 home   2-7 road   2-1 neutral
Head coach	Damon Stoudamire (Arizona, 1995)
Career record/at GT	81-91 (6th yr)   10-14 (1st yr)
Stoudamire vs. Notre Dame	0-1

### NOTRE DAME FIGHTING IRISH

Rankings (AP/coaches/KenPom/NET)	nr   nr   152   157
Record breakdown	6-8 home   1-7 road   1-1 neutral
Head coach	Micah Shrewsberry (Hanover, 1999)
Career record/at ND	60-95 (5th yr)   8-16 (1st yr)
Tech vs. Shrewsberry	0-1

## ROSTER AT-A-GLANCE (#indicates last game starters)

<b>24</b>	Amaree Abram	G	6-4	190	So	Port Arthur, Texas	3.4 ppg	1.1 apg	> Transfer from Ole Miss; played in 10 games this season, starting four, scored 5 pts in 10 min vs. WF
<b>12</b>	Tyzhaun Claude	F	6-8	236	Sr.*	Goldsboro, N.C.	5.2 ppg	5.2 rpg	> Grad transfer from Western Carolina; started 4 games; avg 4.8 ppg, 4.8 rpg, 54.3% FG in ACC games
<b>3</b>	Dallan "Deebo" Coleman	G	6-6	218	So	Memphis, Tenn.	6.2 ppg	2.6 rpg	> Four double-figure games this season, 20.1 mpg off the bench, only 8 turnovers in 463 minutes
<b>10</b>	Ebenezer Dowuona	F	6-11	225	Sr.	Accra, Ghana	1.0 ppg	1.4 rpg	> Grad transfer from NC State; played in 18 games, started 13 (9.6 mpg), 9-22 FG
<b>5</b>	Tafara Gapare	F	6-9	205	So	Wellington, New Zealand	4.4 ppg	2.7 rpg	> Transfer from UMass; 3.9 ppg, 2.5 rpg, 26.4% FG, 11 blocks in ACC games
<b>2</b>	Naithan George#	G	6-3	180	Fr.	Toronto, Ontario	9.8 ppg	4.9 apg	> DNP 1st 3 games, started last 21; averaging 10.7 ppg, 5.8 apg, 3-1 ATO ratio in ACC games
<b>13</b>	Miles Kelly#	G	6-6	175	So	Stone Mountain, Ga.	14.8 ppg	5.9 rpg	> Tech's top scorer, No. 2 rebounder, seven 20-pt games this season; 14.8 ppg, 5.9 rpg, 39.8% 3pt FG vs. ACC
<b>4</b>	Carter Murphy	G	6-4	200	Sr.	Phoenix, Ariz.	2.2 ppg	1.0 rpg	> Grad transfer from Air Force; played nine games this season, five ACC games, 46.2% 3pt FG
<b>11</b>	Baye Ndongo#	F	6-9	236	Fr.	Mboro, Senegal	11.9 ppg	8.0 rpg	> 3-time ACC Rookie of the Week; all-tournament at Diamond Head; avg 12.5 ppg, 7.0 rpg, 57.1% FG vs. ACC
<b>35</b>	Emmer Nichols	F	6-6	219	Fr.	Woodside, Calif.	0.0 ppg	2.0 rpg	> Non-scholarship player in 2nd year in the program, redshirted in 2022-23, out for season (broken leg)
<b>14</b>	Kowacie Reeves, Jr.#	G	6-6	192	Jr.	Macon, Ga.	10.5 ppg	4.0 rpg	> Transfer from Florida; started all 24 games, double figures in 12; 9.7 ppg, 40.5% FG, 43.9% 3pt FG vs. ACC
<b>23</b>	Ibrahima Sacko#	G/F	6-6	222	Fr.	Conakry, Guinea	1.8 ppg	2.2 rpg	> Top-3 prospect in Canada in 2023 class; played in 17 games off the bench, 3 starts (all ACC), 10.2 mpg
<b>33</b>	Marcos San Miguel	G	6-4	201	Fr.	Smyrna, Ga.	0.0 ppg	1.0 rpg	> Non-scholarship player in 1st year in the program, played in 1 game
<b>30</b>	Ibrahim Souare	F	6-9	210	Fr.	Guinea	--	--	> From Canyon Int'l Academy (Glendale, Ariz.), member Guinea team 2022 U18 FIBA African Championship
<b>1</b>	Kyle Sturdivant	G	6-3	196	Sr.	Norcross, Ga.	8.4 ppg	2.8 apg	> Averaging 19.4 mpg off the bench; 2.13-1 assist/TO ratio (2.85-1 vs. ACC); 8 double-figure scoring games
<b>0</b>	Lance Terry	G	6-2	200	Sr.	College Park, Ga.	--	--	> No. 2 scorer in 2022-23 (10.1 ppg), red-shirting this season after missing first 8 games with injury

# TECH NOTEBOOK

## Tech Team Statistics

Category	2023-24	ACC	NCAA
Scoring offense	71.8	13	237
Scoring defense	76.3	14	285
Scoring margin	-4.5	15	305
Field goal pct.	.417	14	305
Effective FG pct.	.482	14	282
Field goal pct. def.	.426	6	123
3-pt FG pct.	.324	12	251
3-pt FG per game	8.0	7	126
3-pt FG att. per game	24.6	2	71
3-pt FG pct. def.	.317	5	76
3-pt FG allowed	7.8	-	-
Free throw pct.	.687	14	276
FT made per game	12.9	11	235
FT attempts per game	18.8	8	197
Rebounds per game	38.3	3	72
Rebound margin	+1.3	8	163
O-Reb per game	12.0	3	72
D-Reb per game	26.3	8	106
Assists per game	13.0	11	195
Assist/TO ratio	1.06	12	198
Turnover margin	-2.8	14	323
Turnovers per game	12.2	12	206
Turnovers forced per game	9.4	15	342
Blocks per game	4.3	6	67
Steals per game	4.6	14	334
Fouls per game	17.6	13	239
Bench points per game	24.1	2	78
Fast break points per game	8.2	9	247

*Rankings through games of Feb. 11*

## Games Started/Finished

Player	2023-24	Conf.	Career	*Finished
Amaree Abram	4	-	26	3
Tyzaun Claude	4	-	51	4
Deebo Coleman	-	-	36	16
Ebenezer Dowouna	13	7	43	1
Tafara Gapare	7	2	7	11
Naithan George	20	13	20	12
Miles Kelly	24	13	52	18
Carter Murphy	-	-	8	3
Baye Ndongo	21	13	21	12
Emmer Nichols	-	-	-	2
Kowacie Reeves, Jr.	24	13	41	20
Ibrahima Sacko	3	2	3	6
Marcos San Miguel	-	-	-	1
Kyle Sturdivant	-	-	49	15
Lance Terry	-	-	58	-

*Includes starts at previous school and in conference tournaments*

*\*Games finished includes only 2023-24 season*

## Non-Conference Breakdown

Team	Conf.	Record	Conf.	KP	NET
Alabama A&M	SWAC	5-18	4-6	344	343
Cincinnati	Big 12	15-8	4-6	32	34
Georgia	SEC	14-10	4-7	84	95
Georgia Southern Sun Belt		5-20	5-7	310	311
Hawaii	Big West	14-11	6-7	170	173
Howard	MEAC	10-14	4-3	275	276
Massachusetts	A-10	15-8	6-5	97	91
UMass Lowell	Am. East	16-7	7-3	159	144
Mississippi State	SEC	16-8	5-6	33	36
Nevada	Mtn West	19-5	6-4	47	47
Penn State	Big Ten	12-12	6-7	89	92
<b>GT strength of schedule rank</b>				<b>22</b>	<b>32</b>
<b>vs. Quad 1: 3-4</b>					
<b>vs. Quad 2: 3-6</b>					
<b>vs. Quad 3: 1-4</b>					
<b>vs. Quad 4: 3-0</b>					

*KP - KenPom.com, NET - NCAA NET rankings*

*Through games of Feb. 11*

- North Carolina (10), Duke (20) and Clemson (29).

- Nine of Georgia Tech's 13 ACC games have been decided by single digits. Sixteen of Tech's 24 games overall this season have been decided by fewer than 10 points, which is tied for third-most in Division I (Tech is 8-8 in those games). Nine of those by five points or fewer.

- Tech is 2-7 in true road games this season, and four of its seven remaining games are on the road.

- Tech has not won at Purcell Pavilion since the Fighting Irish joined the ACC.

- Three of the last five meetings between Tech and Notre Dame have been decided in overtime.

- Tech is 6-10 against Quad 1 and Quad 2 teams this season, with Quad 1 wins over Duke, Clemson and North Carolina and Quad 2 wins over Mississippi State, Penn State and Massachusetts. The Jackets have four Quad 1 and zero Quad 2 opponents remaining on its schedule (Notre Dame is a Quad 3 opportunity). Tech was 3-14 last season against Quad 1/2 foes.

- **Miles Kelly** (14.8 ppg) leads three Yellow Jackets averaging in double figures this season, including freshman forward **Baye Ndongo** (11.9) and junior guard **Kowacie Reeves, Jr.** (10.5). Freshman point guard **Naithan George** is just under 10 at 9.8 points per game, but averages 10.7 in ACC games.

- **Kelly** is now 35 points away from reaching 1,000 for his career. He would become the 48th player in Tech history to reach that milestone.

- Tech has started two freshmen - **Baye Ndongo** and point guard **Naithan George** - in its last 20 games. The Jackets have not had two freshmen in its regular starting lineup since the 2018-19 season (**Michael Devoe**, **Khalid Moore**), and have not had a freshman regularly start at point guard since **Jose Alvarado** in 2017-18.

- Either **Ndongo** or **George** has led Tech in scoring in nine of Tech's last 14 games, and in seven of 11 ACC games. They have accounted for nearly a third (32.3 percent) of Tech's points in ACC games.

- Freshman forward **Baye Ndongo** has won the ACC's Rookie of the Week honor three times this season (Dec. 2, Dec. 18, Dec. 26), most for a Yellow Jacket since current NBA star **Josh Okogie** did so during the 2016-17 season.

- Tech's point guard tandem of **Naithan George** and **Kyle Sturdivant** has averaged 7.1 assists per game combined, 8.6 in ACC games. Their assist/turnover ratio is 2.38-to-1 combined overall, 3.03-to-1 in conference games. Both players rank among the nation's top 57 players in assist rate (assists divided by the field goals made by the player's teammates while he is on the court) according to KenPom.com.

- **Naithan George** is the first Tech freshman since Iman Shumpert in 2008-09 to collect 100 assists in a season, surpassing the century mark last game to get to 103 for this season. He is the first freshman since Javaris Crittenton in 2006-07 to average more than five assists per game.

- Seven Tech players have scored at least 20 points in a game this season - **Naithan George**, **Kyle Sturdivant**, **Deebo Coleman**, **Tafara Gapare**, **Kowacie Reeves, Jr.**, **Baye Ndongo** and **Miles Kelly**. It is only the second time that as many as seven different Yellow Jackets have scored 20-plus in a game during a season (2007-08).

## Series vs. Notre Dame

- Notre Dame has won eight of the last 10 meetings and lead 16-13 in the all-time series. Georgia Tech's only wins came by an 82-80 score on Feb. 6, 2021 and a 70-68 decision on Feb. 8, 2023, both at McCamish Pavilion.

- The Fighting Irish won the teams' initial meeting in 2023-24, 75-68 in overtime on Jan. 9 in Atlanta.

- Since Notre Dame joined the ACC, the teams have split their regular season series five times, and the Fighting Irish have swept the Yellow Jackets three times. Tech has not yet swept the Irish.

- Notre Dame is one of two permanent home-and-away

## Series vs. Notre Dame (13-16!)

**Home: 10-4!, Away: 2-11, Neutral: 1-1**

All Home Games: 10-4!
At McCamish Pavilion: 7-4!
At Alexander Memorial Coliseum: 3-0
In Atlanta: 10-4!
All Road Games: 2-11
At Purcell Pavilion/Joyce Center: 1-10
As ACC members: 7-14!
In the ACC Tournament: 0-1
All Neutral Games: 1-0
Under Roy Mundorff: 0-1
Under Whack Hyder: 3-1
Under Dwane Morrison: 1-7
Under Bobby Cremins: 2-0
Under Paul Hewitt: 1-0
Under Brian Gregory: 2-4
Under Josh Pastner: 5-9!
Under Damon Stoudamire: 0-1
Vs. Micah Shrewsbury: 0-1
Vs. Mike Brey: 8-13
Vs. Digger Phelps: 3-0
Longest Winning Streak: 5 games (1972-2014)
Longest Losing Streak: 4 games (2014-16, 2018-20)
Most Points Scored: 102 on 2-4-1967
Fewest Points Scored: 42 on 2-22-1941
Most Points Allowed: 90 on 2-26-2022
Fewest Points Allowed: 53 on 2-22-1941
Largest Margin of Victory: 20 in 1-17-1972
Largest Margin of Defeat: 34 on 2-26-2022
<i>! Tech win on 1/25/2017 vacated by NCAA Committee on Infractions</i>

## Series Results

2-22-1941	a	L	42-53
2-5-1966	a	W	75-61
2-4-1967	h10	W	102-87
1-30-1969	nr/16	a	L 52-71
1-17-1972	h10	W	82-62
2-25-1989	h10	W	90-80
2-24-1990 (ot)	8/6	a	W 88-80
11-19-2007	n1	W	70-69
1-11-2014	h15	W	74-69
2-26-2014	a	L	62-65
1-3-2015 (2 ot)	14/13	a	L 76-83
1-14-2015	12/12	h15	L 59-62
1-13-2016	a	L	64-72
2-20-2016	19/18	h15	W 63-62
1-28-2017	14/12	h15	W! 62-60
2-26-2017	21/17	a	L 60-64
12-30-2017	a	L	59-68
1-10-2018	nr/25	h15	W 60-63
1-22-2019	h15	W	63-61
2-10-2019	a	L	59-69
3-12-2019	n2	L	71-78
1-15-2020	h15	L	74-78
2-1-2020	a	L	72-80
2-6-2021	h15	W	82-80
1-8-2022 (ot)	h15	L	68-72
2-26-2022	a	L	56-90
1-10-2023 (ot)	a	L	72-73
2-8-2023	h15	W	70-68
1-10-2024 (ot)	h15	L	68-75

*n1-Paradise Jam (St. Thomas, U.S. Virgin Islands); n2-ACC Tournament (Spectrum Center, Charlotte, N.C.)*

# TECH NOTEBOOK

## Georgia Tech Quick Facts

<b>Official Name:</b> Georgia Institute of Technology
<b>Location:</b> Atlanta, Ga.
<b>Enrollment:</b> 45,295
<b>Founded:</b> 1885
<b>Colors:</b> Old Gold and White
<b>Nickname:</b> Yellow Jackets, Ramblin' Wreck
<b>Mascot:</b> Buzz (Yellow Jacket)
<b>Fight Songs:</b> Ramblin' Wreck, White and Gold
<b>Conference:</b> Atlantic Coast (ACC)
<b>Home Arena:</b> McCamish Pavilion (capacity 8,600)
<b>President:</b> Dr. Angel Cabrera
<b>Director of Athletics:</b> J. Batt
<b>Faculty Rep. for Athletics:</b> Dr. Jenna Jordan
<b>Head Coach:</b> Damon Stoudamire (Arizona, 1995)
Record at Tech: 10-14 (1st season)
Overall: 81-91 (6th season)
ACC Regular Season: 3-10
ACC Tournament: 0-0
NCAA Tournament: 0-0
<b>Associate Head Coach:</b> Karl Hobbs (Connecticut, 1984), 1st season
<b>Assistant Coach:</b> B.J. Elder (Georgia Tech, 2014), 5th season
<b>Assistant Coach:</b> Pershin Williams (North Florida, 2005), 1st season
<b>Assistant Coach:</b> Nate Babcock (Wisconsin-Eau Claire, 2009), 1st season
<b>Assistant Coach:</b> Bonzi Wells (Ball State, 1998), 1st season
<b>Director of Player Personnel:</b> Matt Holt (Northeastern, 2011), 1st season
<b>Director of Scouting:</b> Hayden Sheridan (Arizona, 2016), 6th season
<b>Director of Operations:</b> Tyler Benson (St. Bonaventure, 2009), 8th season
<b>Assistant Director of Operations:</b> Taylor Ann Hendricks (Iowa State, 2020), 2nd season
<b>Associate Director of Sports Medicine:</b> Richard Stewart (Salisbury, 2005), 17th season
<b>Director of Strength and Conditioning:</b> Justin Landry (Cal State East Bay, 2012), 1st season
<b>Recruiting and Operations Coordinator:</b> Jake Albutus (Western Michigan, 2020), 1st season

## Basketball History

<b>109th season:</b> 1st game, Feb. 17, 1906 vs. Auburn
<b>All-time Record:</b> 1,447-1,319!
<b>Winning/Losing/500 Seasons:</b> 55 / 49 / 4
<b>NCAA Appearances (17):</b> 23-17 record
1960, 1985, 1986, 1987, 1988, 1989, 1990, 1991,
1992, 1993, 1996, 2001, 2004, 2005, 2007, 2010, 2021
<b>Final Fours (2):</b> 1990, 2004
<b>NIT Appearances (8):</b> 10-8 record
1970, 1971, 1984, 1994, 1998, 1999, 2003, 2016
<b>ACC Championships (4):</b> 1985, 1990, 1993, 2021
<b>ACC Regular-Season Titles (2):</b> 1985 (tie), 1996
<b>ACC Regular-Season Record (45th season):</b> 290-431!
<b>ACC Tournament Record:</b> 29-39
<b>SEC Championships (1):</b> 1938
<b>SEC Regular-Season Titles (1):</b> 1937
<b>SEC Regular-Season Record (1932-64):</b> 201-207
<b>Metro Conference Regular-Season Record (1975-78):</b> 9-10
<b>Metro Conference Tournament Record:</b> 4-3
<b>Record at McCamish Pavilion:</b> 129-74! (12th season)
<b>Record at Alexander Memorial Coliseum:</b> 556-194 (55 seasons, 1956-2011)
<b>Record at State Farm Arena:</b> 8-12
<b>Record at Gas South Arena:</b> 4-1
<b>Record at Georgia Dome:</b> 9-5
<b>All-Time Head Coaches:</b> 14
<b>ACC Head Coaches:</b> 5
<b>All-America Selections:</b> 14 (12 players)
<b>Consensus All-Americans:</b> 2
<b>First-Team All-Americans:</b> 5
<b>National Players of the Year:</b> 1
<b>All-ACC Selections:</b> 57 times (34 players)
<b>ACC Players of the Year:</b> 2
<b>ACC Rookies of the Year:</b> 11
<b>ACC Coaches of the Year:</b> 5 (3 coaches)
<b>ACC Tournament MVPs:</b> 4
<b>ACC All-Freshman Team:</b> 15
<i>! On-court record (Georgia Tech had 22 wins and one loss during the 2016-17 and 2017-18 seasons vacated by the NCAA's Committee on Infractions.)</i>

opponents for Tech in the ACC. However, the teams did not play in South Bend during the 2020-21 season when the game was canceled due to COVID-19.

- The Yellow Jackets are 7-14 against Notre Dame since the Fighting Irish joined the ACC. The first 17 meetings were decided by a total of 88 points, and the widest margin of victory was 10 points by Notre Dame on Feb. 10, 2019 before the Fighting Irish scored a 34-point win (90-56) on Feb. 26 2022 in South Bend.

- The teams have played to overtime five times, three of those coming in the last five meetings.

- At McCamish Pavilion, Tech is 7-4 against the Irish (minus one 2017 win vacated by the NCAA), and the games have been decided by a total of 35 points. Tech won all three of the teams' meetings at the Jackets' former home court in Alexander Memorial Coliseum.

- Notre Dame has won all nine meetings at South Bend since the Fighting Irish became a member of the ACC. Tech's last win at Notre Dame occurred Feb. 24, 1990, a Yellow Jacket team that won the ACC Championship and reached the Final Four behind the Lethal Weapon 3 combination of Kenny Anderson, Dennis Scott and Brian Oliver, who combined for 64 of the Jackets' points in that 88-80 overtime victory.

- That game and a 90-80 Tech victory in Atlanta a year earlier were the only two face-offs ever between legendary coaches Bobby Cremins and Digger Phelps.

- Tech is 2-11 in games played in South Bend, and 1-10 in Purcell Pavilion.

- The Yellow Jackets won five straight meetings between the two teams from 1972 through Tech's 74-69 victory in McCamish Pavilion on Jan. 11, 2014, the team's first meeting as ACC foes.

- All but one game in the series has been played on the two campuses, the exception being a 2007 meeting in the third-place game of the Paradise Jam. The Yellow Jackets erased a 9-point deficit in the final 5:11 and won the game on a three-point basket by Matt Causey with two seconds remaining.

- Four of the five meetings before that were played with Whack Hyder as Tech's head coach, and the Jackets won three of those, including an 82-62 win in 1972 at Alexander Memorial Coliseum in Phelps' first season as the Fighting Irish head coach.

## When Last We Met

Miles Kelly scored a game-high-tying 25 points, Naithan George dished out 11 assists – the most by a Yellow Jacket in 15 years – and Baye Ndongo hit a 3-pointer with 5.5 seconds to go in regulation to force overtime, but Georgia Tech made just 1-of-8 shots in the extra period and dropped a 75-68 OT decision to Notre Dame on Jan. 10 at McCamish Pavilion.

In what has become one of the Atlantic Coast Conference's most closely contested rivalries, Georgia Tech and Notre Dame went to overtime for the third time in their last five meetings. Since 2007, 16 of the 22 matchups between Tech and the Fighting Irish have been decided by five points or less and/or in overtime.

The latest nail-biter between the Yellow Jackets and Irish featured nine ties and 11 lead changes, with Notre Dame holding the lead for 20 minutes even and Tech holding the advantage for 19 minutes, 56 seconds.

A 6-2 Notre Dame run over a 1:11 span gave the Irish a 66-63 lead in the waning seconds of regulation. After ND's Braeden Shrewsbury made a pair of free throws to give the Irish the three-point lead with 16 seconds left on the clock, George brought the ball up the right sideline, looking for Kelly, who had made 7-of-12 3-pointers in regulation. However, with Kelly closely covered, George dished to Ndongo at the top of the key and the 6-foot-9 forward drilled his third 3-point field goal of the season to send the contest to overtime knotted at 66-66.

Notre Dame got on the board first in overtime on a 3-pointer by Julian Roper II, but George pulled the Yellow Jackets within a point on a pull-up jumper midway through the OT period. However, those would be the last points the Jackets

## Just Georgia Tech, please...

*The Georgia Institute of Technology is the official title, but Georgia Tech will work fine, or just Tech (unless you're in Virginia or Texas). We would appreciate it if you would use our name in those ways. Georgia Tech University is incorrect. Thank you.*

## Georgia Tech By the Numbers

1	SEC Championships
1	NCAA Post-Graduate Scholar
1	Naismith Award winner
2	Final Four appearances
2	ACC regular-season titles
2	ACC Players of the Year
2	National Freshmen of the Year
3	Years a Member of the Metro Conference
4	ACC Championships
5	First-team All-America players
6	Jersey numbers retired
6	Academic All-Americans
7	NCAA Sweet 16 appearances
8	Wins over teams ranked No. 1
8	NBA lottery picks
12	ACC Rookie of the Year honorees
14	Head coaches in program history
17	NCAA Tournament berths
19	NBA first-round draft picks
25	Total postseason berths (NCAA and NIT)
32	Years a Member of the SEC
43	Years a Member of the ACC
47	Players taken in the NBA Draft
51	Players selected All-ACC
228	Weeks ranked in either AP or Coaches Poll

## Tech Head Coaches in First Year

Coach	Season	Record (Conf)
John Chapman	1905-06	2-1
John Heisman	1908-09	1-6
William Alexander	1919-20	7-10
Joe Bean	1920-21	4-10
Harold Hansen	1924-25	4-12
Roy Mundorff	1926-27	17-10
Dwight Keith	1943-44	14-4 (3-1)
Roy McArthur	1946-47	12-11 (6-6)
John "Whack" Hyder	1951-52	7-15 (5-13)
Dwane Morrison	1973-74	5-21
Bobby Cremins	1981-82	10-16 (3-11)
Paul Hewitt	2000-01	17-13 (8-8)*
Brian Gregory	2011-12	11-20 (4-12)
Josh Pastner	2016-17	21-16 (8-10)#
<b>Damon Stoudamire</b>	<b>2023-24</b>	<b>10-14 (3-10)</b>

\*NCAA Tournament  
#On-court record (22 wins, 1 loss vacated by NCAA Committee on Infractions)

# TECH NOTEBOOK

## Tech's Record

	2023-24	2022-23
At home	6-6	11-6
On the road	2-7	2-9
At neutral sites	2-1	1-3
Vs. top-10 opponents	2-0	0-0
Vs. top-25 opponents	3-1	1-3
Vs. teams over .500	6-11	7-15
Vs. teams under .500	2-2	6-2
Vs. teams at .500	1-1	2-1
While in the top 25	0-0	0-0

In November	3-2	4-3
In December	5-2	3-3
In January	2-7	1-7
In February	0-3	5-4
In March/April	0-0	2-1

Wearing white uniforms	5-5	8-7
Wearing gold uniforms	2-5	6-7
Wearing navy uniforms	2-1	0-0
Wearing gray uniforms	1-2	0-4
Wearing HBE uniforms	0-1	1-0

Game is decided by 5 pts./fewer or OT	7-2	4-3
Game is decided by 10/fewer or OT	8-8	7-7

Leading at the half	7-4	11-1
Trailing at the half	2-9	3-17
Tied at the half	1-1	1-0
Leading with 5:00 to play	7-0	10-2
Trailing with 5:00 to play	3-14	3-15
Tied with 5:00 to play	0-0	2-1
In overtime games	1-1	0-1
After a bye in the ACC schedule	0-0	0-1

Tech scores 100 or more points	0-0	0-0
Tech scores 70 or more points	9-5	12-3
Tech scores fewer than 70 points	1-9	3-15
Opponent scores 100 or more points	0-0	0-0
Opponent scores 70 or more	5-14	4-16
Opponent scores fewer than 70	5-0	10-3
Opponent scores fewer than 50	0-0	0-0

Tech shoots 50 pct. or better	2-2	1-0
Opponent shoots 50 pct. or better	1-4	1-6
Opponent shoots under 40 pct.	6-3	7-0
Tech has a higher FG% than opponent	8-3	12-2
Tech has a lower FG% than opponent	1-11	3-16
FG percentage is even	0-0	0-0

Tech has more 3-point FGs	6-4	11-6
Tech has fewer 3-point FGs	4-7	1-8
3-point FGs are even	0-2	3-4

Tech attempts more FT than opponent	5-6	9-2
Tech attempts fewer FT than opponent	4-8	6-16
Free throw attempts are even	1-0	0-0

Tech outrebounds opponent	7-5	9-5
Opponent outrebounds Tech	2-8	6-13
Rebounds are even	1-1	0-0

Tech has fewer turnovers than opponent	3-6	12-6
Tech has more turnovers than opponent	7-8	3-9
Turnovers are even	0-0	0-3
Tech has more assists than turnovers	6-8	12-11

Committing more fouls	4-9	3-13
Committing fewer fouls	5-5	8-4
Fouls are even	1-0	4-1

4/more Jackets score in double figures	4-2	12-5
A Jacket scores 20 or more	9-6	6-3
A Jacket scores 30 or more	0-1	1-0

Scoring more bench points	4-8	6-10
Scoring fewer bench points	5-6	8-8
Bench scoring is even	1-0	1-0

## Tight Games

Games in Division I decided by single digits in 2023-24 (through games of Feb. 7)

School	Total	Won	Lost
California	18	7	11
UAB	18	13	5
Stony Brook	17	10	7
<b>Georgia Tech</b>	<b>16</b>	<b>8</b>	<b>8</b>
Fordham	16	8	8
Howard	16	7	9
Wofford	16	7	9
UCLA	16	6	10
Coastal Carolina	16	5	11
Memphis	16	11	5
Monmouth	16	11	5
Hofstra	16	10	6
Seattle U	16	6	10
Lehigh	16	5	11
Delaware State	15	7	8

would score, as they missed their final five shots of the game.

Notre Dame did not fare much better from the field in OT, as it made just 1-of-5 shots, but the Fighting Irish made all six of their free throws in the extra period to seal the victory.

With 25 points, Kelly reached the 20-point plateau for the sixth time in his last 10 ACC games, and his seven 3-pointers matched a career high. George's 11 assists were the most by a Yellow Jacket since Iman Shumpert dished out 12 against Penn State on Dec. 3, 2008. Ndongo came up just one rebound shy of a double-double, finishing with 16 points and a team-high nine boards.

Georgia Tech held Notre Dame star Markus Burton to just 12 points on 4-of-18 shooting. However, Shrewsbury came off the bench to lead the Irish with 25 points on 7-of-12 shooting, including 5-of-9 from 3-point range.

## Last Time Out

Miles Kelly scored a career-high 36 points, almost single-handedly giving Georgia Tech a chance to win Saturday night at the KFC Yum! Center, but Louisville outscored the Yellow Jackets 28-7 over the final 8:15 and pulled away for a 79-67 victory.

Tech (10-14, 3-10) lost its third straight game and for the 11th time in 13 games, remaining winless in six games on the Cardinals' home court.

Kelly scored 15 of his points during a 23-13 run in the second half that staked the Yellow Jackets to a 60-51 advantage. Freshman Ibrahima Sacko started the rally with a pair of layups, and the Jackets went to the free throw line 10 times during that stretch.

Louisville turned the tables, however, scoring seven straight points to cut its deficit to two, and after Carter Murphy's layup made it 62-58, the Cardinals scored 11 in a row to take a 69-62 lead. The Jackets were unable to recover. Kelly scored just one more point, while the Cardinals went 10-for-10 from the free throw line and made seven of their last 12 shots from the floor to pull away.

Kelly made 11-of-20 shots from the floor, including 6-of-11 from three-point range, and went 8-of-10 from the free throw line. It was the highest-scoring game for a Yellow Jacket since Michael Devoe tallied 37 in a win at Georgia in 2021.

He was the only Jacket in double figures, Murphy finished the game with a season-high eight points.

## Close But No Cigar

Georgia Tech has played well enough to knock off the top three teams in the Atlantic Coast Conference in the NCAA's NET rankings, and well enough to build significant leads in seven of its 10 losses.

## A Make-or-Miss Game

Georgia Tech's offensive rankings vs. the ACC last 7+ seasons (ACC regular season games only)

Year	PPG	FG Pct.	3pt FG Pct.
2023-24	71.2 (9)	.426 (12)	.355 (5)
2022-23	66.8 (13)	.413 (15)	.341 (9)
2021-22	66.0 (12)	.428 (10)	.325 (11)
2020-21	71.8 (6)	.482 (2)	.360 (3)
2019-20	69.9 (9)	.462 (2)	.341 (6)
2018-19	60.7 (15)	.426 (8)	.306 (12)
2017-18	63.6 (14)	.419 (12)	.312 (15)
2016-17	65.1 (14)	.434 (14)	.309 (15)

But the Yellow Jackets were not able to sustain the same level of play in those games, with a combination of cold shooting and turnovers leading to extended scoring runs by the opponent.

Opponent	Big Lead	Final
Boston College	16 at 19:36-2nd half	Lost, 95-87
Notre Dame	7 at 4:54-1st half	Lost 75-68 (ot)
Duke	10 at 14:35-2nd half	Lost 84-79
Virginia	11 at 9:51-1st half	Lost 75-66
Pittsburgh	6 at 12:54-2nd half	Lost 72-64
NC State	6 at 17:47-2nd half	Lost 82-76
Louisville	9 at 9:29-2nd half	Lost 79-67

## Team Trends

- Tech was whistled for a season-high 28 fouls at Louisville (two players — **Baye Ndongo** and **Tyzaun Claude** — fouled out) and surrendered a season-high 31 points at the free throw line.

- Tech has made 75 percent of its free throws (108-of-144) in its last five games.

- Tech players other than **Miles Kelly** hit 11-of-43 shots from the floor at Louisville, and the Jackets finished the game at 34.9 percent, the 10th time this season they have failed to shoot 40 percent. Tech has shot 31.7 percent in its last two games combined.

- At least nine players have seen the court in 23 of Tech's first 24 games (only eight played against Hawai'i). Eight players average more than 16 minutes per game in ACC games.

- Tech ranks No. 94 nationally in use of its bench, 35.1 percent of the minutes compared to a national average of 31.2 percent. The Jackets rank No. 2 in the ACC and No. 78 nationally in bench scoring (24.1 points per game). Tech's reserves outscored Louisville 26-16.

- Ebenezer Dowuona** and **Deebo Coleman** both missed the Louisville game with injuries.

- Miles Kelly** and **Kowacie Reeves, Jr.**, remain the only Tech players to start every game this season.

- Deebo Coleman** and **Kyle Sturdivant** have not started a game this year, but have been on the floor for 16 and 15, respectively, of Tech's games at the finish.

## Player Highlights

- One game after being held scoreless against Wake Forest, **Miles Kelly** scored a career-high 36 points at Louisville. His 11 field goals (in 20 attempts) were also a career high, and his eight free throws (in 10 attempts) matched his personal best.

- Kelly's** 36 points were the most by an ACC player this season and most for a Tech player since **Michael Devoe** tallied 37 in a win at Georgia in 2017. It was Kelly's second career 30-point game (he scored 30 last Feb. 28 at Syracuse).

- Kelly's** 164 career three-point field goals rank 14th in Tech program history. He has made more than his six against Louisville just twice in his career (seven vs. Notre Dame on Jan. 9 of this season and Syracuse on Feb. 28 of last season).

# TECH NOTEBOOK

## Tech Highs and Lows Under Damon Stoudamire

Longest winning streak: 4 games (2023-24)
Longest ACC winning streak: 1 game (2023-24)
Longest ACC home winning streak: 1 game (2023-24)
Longest losing streak: 5 games (2023-24)
Longest ACC losing streak: 4 games (2023-24)
Most points scored in a game: 93 vs. Clemson, 1/16/2024
Most points scored in a game (regulation): 88 vs. Howard, 1/9/2023
Most points scored - ACC game: 93 vs. Clemson, 1/16/2024
Fewest points scored in a game: 51 vs. Wake Forest, 2/6/2024
Fewest points scored - ACC game: 51 vs. Wake Forest, 2/6/2024
Most points allowed in a game: 95 vs. Boston College, 1/6/2024
Most points allowed in a game (regulation): 95 vs. Boston College, 1/6/2024
Most points allowed - ACC game: 95 vs. Boston College, 1/6/2024
Fewest points allowed in a game: 49 vs. Alabama A&M, 12/9/2023
Fewest points allowed - ACC game: 68 vs. Duke, 12/2/2023
Largest margin of victory: 22 vs. Georgia Southern (84-62), 11/6/2023
Largest margin of victory - ACC game: 4 vs. Duke (72-68), 12/2/2023
Largest margin of victory - road game: 5 at Hawaii (73-68), 12/22/23
Largest margin of victory - ACC road game: 3 at Clemson (93-90), 1/16/2024
Largest losing margin: 35 at Cincinnati (89-54), 11/22/23
Largest losing margin at home: 29 vs. Wake Forest (80-51), 2/6/2024
Largest losing margin - ACC game: 29 vs. Wake Forest (80-51), 2/6/2024
Most points allowed in a win: 90 vs. Clemson, 1/16/2024
Most points scored in a loss: 87 vs. Boston College, 1/6/2024
Fewest points scored in a win: 67 vs. Mississippi State, 11/28/2023
Fewest points scored in a loss: 72 vs. Nevada, 12/24/2023
Largest lead: 30 points vs. Alabama A&M (2nd half), 12/9/2023
Largest deficit: 41 points vs. Cincinnati (2nd half), 11/22/2023
Largest deficit overcome to win a game: 14 points vs. Howard (2nd half-16:55), 11/9/2023
Largest 2nd-half deficit overcome to win a game: 14 points vs. Howard (16:55), 11/9/2023
Largest deficit overcome to win a road game: 11 points (2nd half 13:14) vs. Massachusetts, 12/21/23
Largest lead given up in a loss: 16 points vs. Boston College (2nd half-19:36), 1/6/2024
Largest 2nd-half lead given up in a loss: 16 points vs. Boston College (2nd half-19:36, 1/6/2024)
Highest FG pct.: 54.5 (30-55) at Duke, 1/13/2024
Highest FG pct. - ACC game: 54.5 (30-55) at Duke, 1/13/2024
Lowest FG pct.: 28.5 (17-60) vs. Wake Forest, 2/6/2024
Lowest FG pct. - ACC game: 28.5 (17-60) vs. Wake Forest, 2/6/2024
Highest 3-pt pct.: 55.0 (11-20) at Duke, 1/13/2024
Highest 3-pt pct. - ACC game: 55.0 (11-20) at Duke, 1/13/2024
Most 3-pt FG: 15 at Clemson, 1/16/2024
Most 3-pt FG - ACC game: 15 at Clemson, 1/16/2024
Lowest 3-pt pct.: 12.5 (3-24) vs. Wake Forest, 2/6/2024
Lowest 3-pt pct. - ACC game: 12.5 (3-24) vs. Wake Forest, 2/6/2024
Highest FG pct. allowed: 55.6 (35-63) vs. Boston College, 1/6/2024
Highest FG pct. allowed - ACC game: 55.6 (35-63) vs. Boston College, 1/6/2024
Lowest FG pct. allowed: 27.6 (16-58) vs. Alabama A&M, 12/9/2023
Lowest FG pct. allowed - ACC game: 37.7 (26-69) at NC State, 2/3/2024
Highest 3-pt pct. allowed: 47.8 (11-23) vs. Virginia, 1/20/2024
Highest 3-pt pct. allowed - ACC game: 47.8 (11-23) vs. Virginia, 1/20/2024
Lowest 3-pt pct. allowed: 10.0 (2-20) vs. Alabama A&M, 12/9/2023
Lowest 3-pt pct. allowed - ACC game: 14.3 (3-21) at Clemson, 1/16/2024
Highest FT pct.: 85.7 (18-21) vs. Massachusetts, 12/21/2023
Highest FT pct. - ACC game: 84.6 (11-13) vs. Duke, 12/2/2023
Lowest FT pct.: 42.9 (3-7) vs. Notre Dame, 1/9/2024
Most free throws made: 18 vs. Massachusetts, 12/21/2023
Most free throws attempted: 27 vs. Georgia Southern, 11/6/2023, and Howard, 11/9/2023
Fewest free throws made: 3 vs. Notre Dame, 1/9/2024
Most assists: 25 vs. Penn State, 12/16/2023
Most assists - ACC game: 20 vs. Notre Dame, 1/9/2024
Fewest assists: 7 vs. Massachusetts, 12/21/23
Most turnovers: 20 vs. Alabama A&M, 12/9/2023
Fewest turnovers: 5 at Virginia Tech, 1/27/2024
Most blocked shots: 10 at Cincinnati, 11/22/2023
Most steals: 10 vs. Georgia Southern, 11/6/2023; Notre Dame, 1/9/2024

• Kyle Sturdivant has 40 points to go to reach 900, and three three-point field goals to reach 100.

• Carter Murphy, a grad transfer from Air Force, played a season-high 21 minutes against Louisville and scored a season-high eight points, including a pair of threes.

• Freshman point guard Naithan George has reached double digits in points seven times in Tech's last nine games after doing so only twice in his first 12 games.

• George ranks No. 2 in the ACC in assist average (5.8 per game) and No. 1 assist-turnover ratio (3.00-1) in conference games.

• Freshman Baye Ndongo ranks No. 4 nationally among freshmen in rebound average (8.0 per game) and No. 2 in field goal percentage (57.7).

• Either Ndongo or George has led Tech in scoring in nine of its last 14 games. Ndongo has led the Jackets in points in eight games.

• Kyle Sturdivant is 16-for-17 from the free throw line over Tech's last eight games. He leads the Jackets at 87.8 percent from the line this season, 89.7 percent (26-of-29) in ACC play.

• Sturdivant has hit double digits for the four times in ACC play with highs of 18 points against Clemson and North Carolina. Seven of his eight highest point totals in his career have come in road or neutral games.

• In Tech's last eight games, Sturdivant averaged 10.7 points and hit 42.6 percent (28-of-66) from the floor, 41.9 percent (14-of-34) from three-point range, 16-of-17 from the free throw line, 17 assists/7 turnovers

• Tyzhaun Claude has averaged 5.9 points and 5.9 rebounds over Tech's last eight games, hitting 13-of-23 from the floor and 21-of-28 from the foul line. He has averaged 23 minutes.

• Claude is 23-of-30 (76.7 pct.) from the free throw line over Tech's last nine games.

• Kowacie Reeves, Jr., has hit a team-best 43.9 percent from three-point range in ACC games. He shot just 19 percent from three-point range in SEC games last year at Florida.

• Reeves has 108 three-point field goals in his college career, including 42 in 23 games this season, more threes than in either of his first two full seasons in college.

• Deebo Coleman has just eight turnovers this season in 456 minutes (two in 196 ACC minutes), and has had 16 turnover-free games. His turnover rate is the best of any player in the ACC (according to KenPom.com).

### He Can See for Miles

After testing the waters ahead of the NBA draft last spring, Miles Kelly returned to Georgia Tech with an expanded game, maintaining his high-level scoring while attacking the basket more, getting to the free throw line, and improving as a rebounder.

The 6-6 junior's scoring average is ahead of last season by nearly half a point. He has scored more points from the free throw line (67-to-53) than he did all of 2022-23, and his rebound average is up more than two per game (5.9 per game compared to 3.4). He averages just under two assists per game, compared to less than one per game his first two years.

His overall shooting percentages are down this season, but his norms in ACC games are close to his overall averages in 2022-23 (42.8 pct. FG, 39.8 pct. 3-point FG).

Kelly has scored 20 or more points in seven games this season, including a career-best 36 at Louisville, and he has recorded three double-doubles in points and rebounds.

The Stone Mountain, Ga., native is poised to become Georgia tech's 48th player to score 1,000 points, needing 35 to reach the milestone.

## Offense/Defense Last 8 Years

Source: KenPom.com (Nat'l rank in parentheses)

Year	Tempo	Off. Eff.	Def. Eff.
2023-24	67.7 (180)	108.1 (131)	105.7 (177)
2022-23	66.6 (212)	104.4 (182)	103.9 (149)
2021-22	68.0 (117)	100.4 (225)	99.2 (110)
2020-21	67.3 (223)	113.7 (22)	96.2 (68)
2019-20	70.0 (88)	103.0 (171)	91.8 (16)
2018-19	66.8 (225)	101.7 (228)	96.5 (43)
2017-18	66.1 (227)	103.6 (197)	98.7 (61)
2016-17	68.2 (179)	100.0 (259)	91.0 (6)

### Baye One, Get One

Leading Georgia Tech in both scoring and rebounding in Atlantic Coast Conference games, Baye Ndongo is putting together the finest season for a freshman since Josh Okogie in 2016-17.

The 6-9 forward is averaging 12.5 points and 7.0 rebounds in conference play this season, 11.9 points and 8.0 rebounds overall. He has connected on 57.1 percent of his field goals vs. ACC teams, 57.7 percent in all games.

He ranks No. 2 among the nation's freshmen in field goal percentage, and No. 4 in rebound average.

Only two freshmen in Tech history, Chris Bosh in 2002-03 (9.0 rpg) and Derrick Favors in 2009-10 (8.1 rpg) has averaged more rebounds per game in a season. His 12.5 points-per-game in ACC games is the most since Okogie's 17.1 in 2016-17.

Ndongo has led the Jackets in scoring in a team-high eight games, and in rebounds in 14 games. He has done this despite missing much of pre-season practice with a broken hand, and he played only five minutes against North Carolina after being injured early.

### NDONGO/OKOGIE VS. THE ACC AS FRESHMEN

Player	PPG	RPG	APG	FG%
Okogie (2016-17)	17.1	5.8	1.6	.481
Ndongo (2023-24)	12.5	7.0	0.6	.571

### Three Times a Rookie (of the week)

Freshman Baye Ndongo missed the first three games of the season with an injury, but has made the most of his time on the court since, winning the Atlantic Coast Conference's Rookie of the Week honor three times in four weeks in December and continuing to be one of the top rookies in the ACC.

Ndongo ranks fifth among freshmen in the ACC in scoring, leads in rebound average, field goal percentage and blocked shots.

He is the first Tech freshman to win the honor three times in a season since current Phoenix Suns guard Josh Okogie did so in the 2016-17 season.

Most recently, he was named after earning all-tournament honors and leading the Yellow Jackets to a runner-up finish at the Diamond Head Classic in Honolulu, Hawaii. There in three games, he averaged 18.0 points and 9.3 rebounds, hitting 23-of-26 from the floor and 8-of-9 from the foul line.

He won the honor for the second time after scoring 12 points with 19 rebounds, leading the Jackets to an 82-81 OT win over Penn State on Dec. 16 at Madison Square Garden.

The first honor came Dec. 4 after he helped Tech score back-to-back victories over ranked teams - No. 7 Duke and No. 21 Mississippi State. He had a breakout game against the Blue Devils, scoring 21 points with five rebounds, four blocked shots and two assists. He went 9-of-11 from the floor.

## TECH NOTEBOOK

## The Last Time a Jacket...

## Scored 30 or more points:

Miles Kelly, 36 at Louisville, 2/10/2024

## Led Tech in scoring off the bench:

Kyle Sturdivant, 18 points vs. North Carolina, 1/30/2024

## Grabbed 15 or more rebounds:

Baye Ndongo, 19 vs. Penn State, 12/16/2023

## Had 10 or more assists:

Naithan George, 11 vs. Notre Dame, 1/9/2024

## Had a point/assist double-double:

Kyle Sturdivant (11 pts/10 ast) vs. Syracuse, 2/25/2023

## Had a point/rebound double-double:

Miles Kelly (20 pts/10 rebs) at NC State, 2/3/2024

## Had a triple-double:

Ja'von Franklin, 14 pts/15 reb/10 ast at Syracuse, 2/28/2023

## Played 40 minutes in regulation:

Lance Terry, Ja'von Franklin vs. Florida State, 3/7/2023

## Played every minute of an overtime game:

Jose Alvarado (45 minutes/1 OT) vs. Duke, 3/2/2021

## Played every minute of a multiple-OT game:

Matt Harpring (50 minutes/2 OT) vs. North Carolina, 2/9/1998

## The Last Time the Jackets...

## Scored 100 or more points:

vs. Clayton State (103-53) on 1/23/2022

## Scored 100 or more points in regulation:

vs. Clayton State (103-53) on 1/23/2022

## Scored 100 or more points in consecutive games:

vs. Jackson State (100-70) on 11/13/2006, Georgia State (103-74) on 11/16/2006

## Scored 100 or more points twice in one season:

vs. Cornell (116-81), 11/13/2015, Green Bay (107-77) on 11/19/2015

## Allowed 100 or more points:

vs. Georgia State (120-123) on 11/25/2020

## Allowed 100 or more points in regulation:

vs. Duke (110-57) on 1/4/2017

## Shot 60 percent or better:

.607 (34-56) at Georgia, 11/19/2021

## Failed to make a three-point basket:

0-for-12 vs. Virginia, 1/22/2015

## Did not allow a three-point basket:

0-for-11 vs. Pittsburgh, 3/5/2016

## Failed to make a free throw:

0-for-3 vs. Pittsburgh, 1/14/2023

## Grabbed 50 or more rebounds:

55 vs. Alabama A&amp;M, 12/9/2023

## Multiple players had a double-double:

Baye Ndongo (18 pts/10 reb) and Kyle Sturdivant (11 pts/10 reb) vs. Boston College, 1/6/2024

## Multiple players had 10 or more rebounds:

Baye Ndongo (10) and Kyle Sturdivant (10) vs. Boston College, 1/6/2024

## Had 25 or more assists:

25 vs. Penn State, 12/16/2023

## Blocked 10 or more shots:

10 at Cincinnati, 11/22/2023

## Had 15 or more steals:

15 vs. Florida State, 3/13/2021

## Had fewer than 10 turnovers:

9 at Hawai'i, 12/22/2023

## Had 5 or more players in double-figures in points:

Naithan George (20), Kyle Sturdivant (18), Kowacie Reeves, Jr. (14), Baye Ndongo (11), at Clemson, 1/6/2024

## Had 6 players in double-figures in points:

Tristan Maxwell (18), Jalon Moore (15), Kyle Sturdivant (13), Lance Terry (13), Rodney Howard (11), Miles Kelly (10) vs. Alabama State, 12/17/2022

## Had two or more players score 20 points:

Lance Terry (24), Miles Kelly (20) vs. Miami, 1/4/2023

## Had three or more players score 20 points:

Miles Kelly (30), Lance Terry (24), Kyle Sturdivant (20) at Syracuse, 2/28/2023

## Had no player score 10+ points:

Virginia (57-28 loss), 1/22/2015

## Allowed no player to score 10+ points:

Hawai'i (73-40 win), 12/25/2019

## Had no player play 30 minutes:

vs. Massachusetts (73-70 win), 12/21/2023

## Won by 30 or more points:

Alabama State (96-60), 12/17/2022

## Won by 40 or more points:

Kentucky State (98-50), 1/30/2010

## Won by 50 or more points:

Clayton State (103-53), 1/23/2021

## Lost by 30 or more points:

at Cincinnati (89-54), 11/22/2023

## Played an overtime game:

vs. Penn State (won 82-81), 12/16/2023

## Defeated a Top 10 team:

#1/7 Duke (72-68), 12/2/2023

## Defeated a Top 25 team:

#7/7 Duke (72-68), 12/2/2023

## Defeated a Top 10 team on the road:

#7/7 Syracuse (67-62), 3/4/2014

## Defeated a Top 25 team on the road:

#16/15 Virginia Tech (69-53), 2/23/2021

## Had a game postponed (subsequently rescheduled and played):

Syracuse, 12/29/2021 (COVID), played on 2/21/2022

## Had a game cancelled:

Alabama A&amp;M, 12/23/2021 (COVID)

## Curious About George

Baye Ndongo is not the only freshman who has come up big for Georgia Tech this season. **Naithan George**, who signed with Tech barely a week before the start of fall semester and did not play in the Yellow Jackets' first three games, has become a dependable and sometimes clutch performer at the point guard position.

The 6-3 freshman made his debut off the bench Nov. 22 in a 34-point loss at Cincinnati before head coach **Damon Stoudamire** inserted him into the starting lineup, and he helped lift the Jackets to a 67-59 win over No. 21 Mississippi State and a 72-68 win over No. 7 Duke the next week.

George has remained in the starting lineup, ranking among the ACC leaders in assists (4.9 per game, 5.8 in ACC games) and assist/turnover ratio (2.58-1 overall, 3.00-1 in conference games) while averaging 9.8 points a game.

He has reached double figures in points in seven of Tech's last nine games, leading the Jackets in scoring in three of those (17 at Duke, 20 at Clemson, 15 vs. Virginia). He added 48 assists against just 17 turnovers in 257 minutes.

At Clemson, George made two three-point field goals in the final 20 seconds of regulation, and made two more field goals in the final minute of the second overtime, 10 of his 20 points. His driving layup over 6-11 Armando Bacot with seven seconds remaining lifted Tech to its win over North Carolina.

## TECH'S FRESHMAN POINT GUARDS

Player (Season)	PPG	RPG	APG	FG%	3PT%	FT%
<b>Naithan George (2023-24)</b>	<b>9.8</b>	<b>2.1</b>	<b>4.9</b>	<b>.397</b>	<b>.282</b>	<b>.695</b>
Jose Alvarado (2017-18)	12.1	3.7	3.1	.448	.370	.802
Javaris Crittenton (2006-07)	14.4	3.7	5.8	.450	.356	.783
Jarrett Jack (2002-03)	9.5	3.5	6.0	.455	.283	.703
Tony Akins (1998-99)	11.3	3.7	4.8	.316	.288	.667
Stephon Marbury (1995-96)	18.9	3.1	4.6	.457	.370	.738
Travis Best (1991-92)	12.3	2.5	5.7	.449	.386	.735
Kenny Anderson (1989-90)	20.6	5.5	8.1	.515	.410	.733
Mark Price (1982-83)	20.3	3.8	3.3	.435	.440	.877

## TECH FRESHMEN WITH 100 ASSISTS IN A SEASON

Player (Season)	Games	Assists	Average
<b>Naithan George (2023-24)</b>	<b>21</b>	<b>103</b>	<b>4.9</b>
Iman Shumpert (2008-09)	31	154	4.9
Javaris Crittenton (2006-07)	32	184	5.8
Jarrett Jack (2002-03)	31	185	6.0
Tony Akins (1998-99)	31	148	4.8
Travis Spivey (1997-98)	33	143	4.3
Stephon Marbury (1995-96)	36	161	4.5
Drew Barry (1992-93)	30	164	5.5
Travis Best (1991-92)	35	198	5.7
Kenny Anderson (1989-90)	35	285	8.1
Dennis Scott (1987-88)	32	116	3.6

## Show Me The Way (cie)

After a five-star prep career and two seasons as a solid member of the roster at Florida, Kowacie Reeves, Jr., has blossomed as a key member of his new team at Georgia Tech.

The 6-7 guard from Macon, Ga., about 70 miles south of Atlanta, has started every game for the Yellow Jackets this season (he started 17 in two seasons at Florida) and averaged more than 30 minutes a game, twice his court time with the Gators.

Reeves has significantly improved his career scoring average both in all games and conference games and has markedly improved his shooting percentages from the floor.

## REEVES IN ALLGAMES

Years	PPG	RPG	FG%	3FG%	FT%
Career at UF	7.0	2.1	.377	.292	.724
At GT	10.5	4.0	.414	.396	.818

## REEVES IN CONFERENCE GAMES

Years	PPG	RPG	FG%	3FG%	FT%
Career at UF	6.3	1.7	.352	.252	.754
At GT	9.7	3.3	.405	.439	.700

## Sturdivant Sturdy off the Bench

Senior point guard **Kyle Sturdivant** has transitioned from starting point guard at the end of last season to back up in his final season as a Yellow Jacket, and continues to provide steady play for the Yellow Jackets at the position.

He is Tech's fifth-leading scorer at 8.4 points per game and has averaged 2.8 assists per game along with a 2.13-1 assist/turnover ratio. He has eight double-digit scoring games, including a career-high of 21 to lift the Jackets to a 73-70 win over UMass in the Diamond Head Classic, and 18 points in Tech's win over No. 3 North Carolina.

Just as key in Tech's Jan. 16 win at Clemson, Sturdivant scored 15 of his 18 points in the second half and overtime, hitting 5-of-5 from the free throw line. He started Tech's rally from nine points down with under two minutes remaining by hitting three free throws after gettin g fouled on a three-point attempt.

He is Tech's top free throw shooter by percentage at 87.8 percent (43-of-49), and has connected on 89.7 percent (26-of-29) in ACC games.

Sturdivant played the best basketball of his career over Georgia Tech's last 12 games in 2022-23, averaging 12.8 points over the last 12 games, reaching double figures in nine of them. He made 20-of-57 from three-point range (35.1 pct.) over that stretch, and had a 53/19 assist/turnover ratio.

He accomplished Tech's first point/assist double-double in six years when he scored 11 points with 10 assists on Tech's

## Tech All-Time vs. the ACC

Opponent	Overall	in ACC	Tourney	In McCamish Pavilion	In Opponent Current Venue	Current Streak
Boston College	19-13	15-12	1-3	4-2	6-6	Lost 1
Clemson	68-77	40-54	4-1	6-5	10-42	Won 1
Duke	25-78	21-66	3-7	2-5	5-39	Lost 1
Florida State	33-46	23-32	2-2	3-3	8-19	Lost 1
Louisville	15-27	2-11	0-1	2-4	0-6	Loss 1
Miami	13-16	11-15	1-1	3-4	4-7	Won 1
North Carolina	28-72	26-58	5-4	3-5	5-27	Won 1
NC State	44-61	36-47	3-3	2-5	7-13	Lost 4
Notre Dame	13-16	7-14	0-1	7-4	1-10	Lost 1
Pittsburgh	12-9	7-9	0-2	5-3	2-4	Lost 4
Syracuse	8-9	6-6	--	4-2	3-5	Won 1
Virginia	40-48	38-47	5-5	2-6	1-10	Lost 11
Virginia Tech	9-23	7-19	1-3	3-5	2-12	Lost 1
Wake Forest	46-43	45-41	0-4	6-2	10-21	Lost 3

# TECH NOTEBOOK

## Tech in the NBA / G League

Player (years at Tech)	Team
Jose Alvarado (2017-21)	New Orleans Pelicans
James Banks III (2018-20)	Maine Celtics (G League)
Michael Devoe (2018-22)	Memphis Hustle (G League)
Derrick Favors (2009-10)	Windy City Bulls (G League)
Josh Okogie (2016-18)	Phoenix Suns
Thaddeus Young (2006-07)	traded to Nets then released

## Tech Alumni Elsewhere

Player (years at Tech)	Current/Most Recent Team
Brandon Alston (2017-19)	Batumi (Georgian Superleague)
Alade Aminu (2005-09)	Gigantes de Carolina (Puerto Rican BSN)
Demarco Cox (2014-15)	Quimper (France)
Mouhammad Faye (2006-08)	Promithias (Greece)
Ja'von Franklin (2022-23)	Borac CA (Serbia)
Marcus Georges-Hunt (2012-16)	Kuwait (Kuwait DI)
Trae Golden (2013-14)	Beijing (China)
Abdoulaye Gueye (2014-19)	Sigortam (Turkish BTL)
Josh Heath (2014-17)	Spirou Basket Charleroi (Belgium)
Ben Lammers (2014-18)	Gran Canaria (Spain)
Gani Lawal (2007-10)	Plateros de Fresnillo (Mexico LNBP)
Daniel Miller (2009-14)	Levanga Hokkaido Sapporo (Japan)
Charles Mitchell (2014-16)	Obera (Argentinian La Liga)
Khalid Moore (2018-22)	GS Lavrio AC (Greece)
Zachery Peacock (2006-10)	FOS Provence (France)
Shembari Phillips (2018-20)	Baskets Koblenz (Germany)
Glen Rice, Jr. (2009-12)	Power (Big3)
Robert Sampson (2013-15)	Nhatrang Dolphins (Vietnam)
Avi Schafer (2017-19)	Mikawa Sea Horses (Japan)
Adam Smith (2015-16)	Surne Bilbao Basket (Spain)
Jordan Usher (2019-22)	Perth Wildcats (Australia)
James White (2015-16)	Mauricio Baez (Dominican Republic)
Moses Wright (2017-21)	Shanxi Loongs (China)

## Former Tech Players in Coaching

Player (years at Tech)	Current Position
Kenny Anderson (1989-91)	Fisk University HC
Ty Anderson (2006-09)	Wofford AC
Rod Balanis (1990-94)	Howard AC
Anthony Byrd (1981-84)	Knightdale (N.C.) HS HC
Shaun Fein (1999-2001)	Los Angeles Clippers AC
Jarrett Jack (2002-05)	Detroit Pistons AC
Winston Neal (1999-01)	Columbia State (Tenn.) HC
Fred Vinson (1992-94)	New Orleans Pelicans AC
Mfon Udofia (2009-13)	Long Island Nets (G League) HC

## Former Tech Coaches in Coaching

Coach (years at Tech)	Current Position
Amir Abdur-Rahim (2011-12)	South Florida HC
Sherman Dillard (1988-94)	Iowa AC
Chad Dollar (2011-16)	Cincinnati AHC
Brian Eskildsen (2022-23)	UC Santa Barbara AC
Bruce Evans (2012-16)	North Florida AC
Tavaras Hardy (2016-18)	Loyola-Maryland HC
Paul Hewitt (2000-11)	Ontario (G League) HC
Chris Kreider (2007-09)	SMU AC
Darryl LaBarrie (2010-11, 2016-18)	Tulane AC
Robert McCullum (2010-11)	Florida A&M HC
Mamadou N'Diaye (2014-16)	Central Florida AC
Billy Schmidt (2011-14)	Chicago Bulls AC
Cliff Warren (2000-05)	SMU AC
Anthony Wilkins (2018-23)	Vanderbilt AC
Charlton Young (2005-09)	Missouri AC

Senior Day (Feb. 25) victory against Louisville. He scored a career-high 20 points to help the Jackets run away with a 96-76 win at Syracuse.

Seven of Sturdivant's eight highest scoring games of his career have all come away from home:

- 21 vs. UMass (Diamond Head Classic), 12/21/2023
- 20 at Syracuse, 2/28/2023
- 18 at Clemson, 1/16/2024
- 18 at Notre Dame, 1/10/2023
- 17 at Louisville, 2/1/2023
- 16 at Pittsburgh, 2/21/2024
- 16 vs. Pittsburg (ACC Tournament), 3/8/2024

## Jackets Runner-up in Hawai'i

Georgia Tech came up short in its bid to win an in-season tournament for the first time in 20 years, falling by a 72-64 score against Nevada in the championship game of the Diamond Head Classic in Honolulu, Hawai'i.

The loss snapped a four-game winning streak for Tech, which defeated Massachusetts, 73-70, in the quarterfinals and Hawai'i, 73-68, in the semifinals of the tournament.

Freshman **Baye Ndongo** was voted to the all-tournament team after averaging 18.0 points and 9.3 rebounds over the three games. The 6-9 forward hit 23-of-26 field goal attempts and 8-of-9 free throws.

Senior **Kyle Sturdivant** scored a career-high 21 points to lead the Jackets against UMass, helping Tech erase an 11-point second-half deficit to get the win.

Against Hawai'i, Ndongo posted his second double-double of the season with 22 points and 12 rebounds. Tech led the game by as many as 21 points in the second half, then saw it completely evaporate before holding on in the last four minutes.

Ndongo scored 20 points with eight rebounds in the final against Nevada. Tech trailed nearly the entire game, rallying to within a single point twice in the final minutes before the Wolf Pack prevailed behind 30 points from Kenan Blackshear.

## Three Wins Over Top-25 Teams

For the first time since its ACC Championship season of 2020-21, Georgia Tech has defeated three top-25 teams in the same season - No. 21 Mississippi State, No. 7 Duke and No. 3 North Carolina. Tech has a 3-1 record in games vs. top-25 teams, with the one loss coming in a close game at No. 7 Duke (84-79) in January.

Tech was 5-4 against top-25 teams in 2020-21.

The Yellow Jackets handed North Carolina their first ACC loss this season after a 9-0 start with a 74-73 win on Jan. 30 at McCamish Pavilion. It was Tech's first win over a team ranked in the top-3 since it downed the third-ranked Tar Heels in the semifinals of the 2005 ACC Tournament. It was the Jackets' first win over a top-3 team in the regular season since a March 3, 2004 win at No. 3 Duke, and its first win over a top-3 team at home since an 89-69 win over No. 1 North Carolina on Jan. 12, 1994.

Tech toppled two top-25 teams in the same week before Christmas, first holding No. 21 Mississippi State to a season low in points in a 67-59 victory on Nov. 28. They followed that win by defeating No. 7 Duke, 72-68, on Dec. 2 to open its Atlantic Coast Conference schedule.

Tech won consecutive games against top-25 teams for the first time since the 2020-21 season - Feb. 23 at No. 16 Virginia Tech (69-53) and March 13 vs. No. 15 Florida State (80-75). The Yellow Jackets defeated No. 21 Mississippi State Tuesday night. The last time Tech played top-25 teams in back-to-back games and beat both was the 2016-17 season - Jan. 25 vs. No. 6 Florida State (78-56) and Jan. 28 vs. No. 14 Notre Dame (62-60).

## Jackets At-A-Glance

Georgia Tech returns four scholarship players from its 2022-23 team, each of who started the final 10 games of the

## Career Games With ...

Led Tech in Points	2023-24	Career
Deebo Coleman	1	5
Tafara Gapare	1	1
Naitthan George	3	3
Miles Kelly	8	20
Baye Ndongo	8	8
Kowacie Reeves, Jr.	3	3
Kyle Sturdivant	2	5
Lance Terry	-	5

Led Tech in Rebounds	2023-24	Career
Tyzhaun Claude	5	5
Tafara Gapare	1	1
Miles Kelly	5	5
Baye Ndongo	13	13
Kowacie Reeves, Jr.	2	2

Double-Figure Points	2023-24	Career
Amaree Abram	-	8
Tyzhaun Claude	3	46
Deebo Coleman	4	25
Ebenezer Dowuona	-	3
Tafara Gapare	1	1
Naitthan George	9	9
Miles Kelly	20	48
Carter Murphy	-	13
Baye Ndongo	14	14
Kowacie Reeves, Jr.	12	31
Kyle Sturdivant	8	34
Lance Terry	-	46

20-plus Points	2023-24	Career
Amaree Abram	-	2
Tyzhaun Claude	-	5
Deebo Coleman	1	2
Tafara Gapare	1	1
Naitthan George	1	1
Miles Kelly	7	14
Baye Ndongo	3	3
Kowacie Reeves, Jr.	1	3
Kyle Sturdivant	1	2
Lance Terry	-	6

30-plus Points	2023-24	Career
Miles Kelly	2	2

10-plus Rebounds	2023-24	Career
Tyzhaun Claude	1	18
Miles Kelly	3	3
Baye Ndongo	5	5
Kowacie Reeves, Jr.	1	1

Double-Doubles	2023-24	Career
Tyzhaun Claude	1	18
Miles Kelly	3	3
Baye Ndongo	4	4
Kyle Sturdivant	1	*2

\*includes one game points and assists

## Tech Among ACC Leaders

All Games	Player	#	Rank
Assist/TO ratio	Naitthan George	2.58	5
Assists per game	Naitthan George	4.9	2
Blocks per game	Baye Ndongo	1.24	10
	Tafara Gapare	1.14	11
Rebounds per game	Baye Ndongo	8.0	7
Off. reb. per game	Tyzhaun Claude	2.54	5
	Baye Ndongo	2.48	7
Def. reb. per game	Baye Ndongo	5.52	8
	Miles Kelly	4.75	13
Field goal pct.	Baye Ndongo	.577	3

## TECH NOTEBOOK

**McCamish Pavilion 411**

**Name:** McCamish Pavilion (mc-KAM-ish), named for Atlanta insurance executive Hank McCamish who gave the lead gift for the facility

**Capacity:** approximately 8,600 (6935 court level, 1665 balcony level)

**Cost:** \$50 million

**Contractor:** Whiting-Turner

**Architect:** Populous

**Cremins Court:** the court remains named for the former Tech head coach

**Alexander Courtyard:** located at the Fowler Street entrance, honors the former Tech director of athletics and the history of the former Tech home arena named for him

**Grand entrance:** 10th and Fowler Streets, foyer includes graphic representations of retired jerseys and Tech's two Final Four appearances

**Other entrances:** West entrance off Fowler Street (students and media), East entrance from main arena parking (for club patrons)

**Features:** center-hung scoreboard and video boards, mezzanine fascia ribbon boards, theatrical lighting, primarily chairback seating, club area

**Facts and Dates**

- 2,500 cubic yards of concrete removed
- 3,000 cubic yards of concrete installed
- 500 tons of new steel installed
- Over 1 mile of new railing installed
- 20,000 gallons of paint used
- 2,000 feet of new mechanical piping
- 2,500 feet of new ductwork
- \$4M in new audio-visual and scoreboards
- 50 TV's throughout the concourse and Callaway Club
- Farthest distance material traveled to site: 4,835 miles
- Shortest distance material traveled to site: 1 mile
- Number of Tech alumni involved in the project: over 100
- Number of days construction took: 520
- Number of 1950's old style Coke bottles found while installing the underground foundations: 11
- Number of new staircases: 13
- Number of new sports lights for the competition floor: Over 300
- 270-degree court view from concourse

**Groundbreaking:** May 5, 2011

**Opening:** October, 2012

**First public event:** Oct. 21, 2012 - Jacket Jam (men's and women's scrimmages)

**First men's game:** Nov. 9, 2012 vs. Tulane

**Head coaches:** Brian Gregory of Georgia Tech, Ed Conroy of Tulane

**Officiating crew:** Karl Hess, Gary Maxwell, Raymond Styons

**TV announce crew:** Tom Werme, Cory Alexander (ACC Network, syndicated over-the-air iteration)

**First Tech points:** Marcus Georges-Hunt (2 FT, 18:13, 1st half)

**First basket:** Tulane's Josh Davis (18:44, 1st half)

**Attendance:** 8,600 (sellout)

**First women's game:** Nov. 11, 2012 vs. Tennessee

*Tech played 55 seasons in Alexander Memorial Coliseum, compiling a record of 556-194 (.741). Miami was the last team to play Tech there, a game Tech won, and was the first ACC team to play in McCamish Pavilion, which Miami won. For the 2011-12 season, Tech played its home games at Philips Arena and the Arena at Gwinnett.*

season, which included seven victories. All of them are perimeter players and were four of the top five scorers from that team - 6-6 junior **Miles Kelly** (14.4 ppg), 6-2 senior **Lance Terry** (10.1 ppg), 6-6 junior **Deebo Coleman** (9.7 ppg) and 6-3 senior **Kyle Sturdivant** (9.5 ppg).

They form the nucleus of a squad to which head coach **Damon Stoudamire** has added five five-player transfer class ranked No. 17 in the nation by 247Sports, and four scholarship freshmen.

Five of the newcomers are guards and wings, including 6-4 sophomore **Amaree Abram** (8.0 ppg at Ole Miss), 6-9 sophomore **Tafara Gapare** (3.4 ppg at Massachusetts), 6-3 freshman **Naithan George** (Toronto, Canada), 6-7 junior **Kowacie Reeves** (8.5 ppg at Florida) and 6-6 freshman **Ibrahima Sacko** (Conakry, Guinea). The Jackets lost just one guard who played significant minutes (**Deivon Smith** transferred to Utah).

Stoudamire totally rebuilt the frontcourt, which lost undersized, but productive 6-7 center **Ja'von Franklin**, by signing 6-7 graduate senior **Tyzaun Claude** (15.4 ppg, 8.6 rpg at Western Carolina) and 6-11 **Ebenezer Dowuona** (1.7 ppg, 1.9 rpg at NC State) out of the transfer portal and adding a pair of freshmen in 6-9 **Baye Ndongo** (Mboro, Senegal) and 6-9 **Ibrahim Souare** (Conakry, Guinea).

**General Storylines for 2023-24**

- **109th season** - Georgia Tech is playing its 109th season of basketball in 2023-24, having compiled an all-time on-court record of 1,447-1,319 (*22 wins and one loss from the 2016-17 and 2017-18 seasons were vacated by the NCAA Committee on Infractions*).

- **Tech in the ACC** - Tech is playing its 45th season as a member of the Atlantic Coast Conference, having won the conference championship in 1985, 1990, 1993 and 2021. Prior to that, Tech competed in the Metro Conference for three seasons from 1975-78, was an independent from 1964-75, and was a member of the Southeastern Conference for 32 years from 1932-64, winning one title in 1938.

- Tech has been projected to finish 13th in the ACC standings this season by a vote of the conference's official media panel, the same position in which it finished last season after being projected to finish last. Tech has finished ahead of its media projection six of the last season seasons.

- Tech has a total of nine scholarship newcomers on its roster, five transfers who were judged the 17th best transfer class in the country by 247Sports, and four freshmen.

- Tech's five transfers combined to play in 263 games in their careers, and made 116 starts at their previous schools. They have combined for 19 of a possible 30 starts this season.

- **Kyle Sturdivant**, a transfer himself from USC prior to the 2020-21 season, is the elder statesman on the Tech roster, playing his fourth season. He is the lone player remaining from Tech's 2021 ACC Championship team.

- Tech concluded its non-conference schedule 7-4 against a slate that included six teams that won 20 or more games in the 2022-23 season, four of them post-season teams. Tech's four non-conference losses came to teams that currently have a combined record of 64-30.

**Stoudamire Begins New Chapter for Tech**

**Damon Stoudamire**, well-known throughout the basketball world for his success as a player and coach at the collegiate and professional levels, was named the 15th head coach in Georgia Tech men's basketball history on March 13.

Stoudamire comes to Georgia Tech after most recently serving as an assistant coach of the Boston Celtics, who currently sit atop the NBA's Atlantic Division standings. He was with the Celtics for nearly two seasons (2021-22 and 2022-23), after a successful five-season stint as the head coach at Pacific (2016-21). At Pacific, he was named West Coast Conference Coach of the Year in 2020 after leading the Tigers to a 23-10 record

in 2019-20, good for the program's best winning percentage (.697) in 15 years, and a third-place finish in the powerful WCC (behind only national powers Gonzaga and St. Mary's). He also was named the recipient of the Ben Jobe Award, given to the nation's top minority head coach.

Stoudamire established himself as one of his generation's premier players when he was a three-time all-conference performer, the 1995 Pac 10 co-Player of the Year and a consensus first-team All-American at Arizona, where he played for four seasons from 1991-95. After helping lead the Wildcats to the Final Four as a junior in 1994, he capped his collegiate career by averaging 22.8 points per game, en route to the co-conference Player of the Year and consensus first-team All-America recognition in 1995. He was a finalist for 1995 Wooden Award (National Player of the Year).

At the conclusion of his Arizona career, Stoudamire was the Wildcats' all-time leader in 3-pointers made (272) and ranked second in points (1,849) and fourth in assists (663). He was the only player in Arizona history with two 40-point games.

His amateur career also included helping lead the United States to the gold medal in the 1993 World University Games (where he led the team in assists and steals despite being the youngest player on the roster) and the bronze at the 1994 Goodwill Games.

**Tech Signees Nominated for McDonald's All-American Game**

Georgia Tech recruits **Jaeden Mustaf** and **Cole Kirouac**, who both signed letters-of-intent to play for the Yellow Jackets in November, have been nominated to play in the McDonald's All-American Game.

Mustaf and Kirouac were on the list, released this week, of more than 700 boys and girls currently playing high school basketball. The top 48 players from that list will participate in an annual all-star games to be played in April at the Toyota Center in Houston.

Mustaf, a 6-4 combo guard whose father Jerrod starred at Maryland in the late 1980s, hails from Bowie, Md., but is attending Overtime Elite in Atlanta for his senior year after attending Carmel Christian Academy in North Carolina last year. Kirouac, a rapidly developing 6-11 big man, is from Cumming, Ga., and attended North Forsyth High School before enrolling at Brewster Academy in Wolfeboro, N.H., for his senior year.

Mustaf is ranked No. 51 overall in the 247Sports composite ranking, and No. 7 at his position. He earned all-state honors last season at Carmel Christian School, leading the Cougars to a 28-4 record and a berth in the state championship game. He averaged 15.9 points, 5.8 rebounds and 3.8 assists. He began his prep career at legendary DeMatha Catholic High School in Hyattsville, Md., where his father attended. There, he averaged 8.5 points, 3.8 rebounds and 2.3 assists as a sophomore. He also enjoyed a standout summer on the Nike EYBL Circuit in 2023 and was named MVP of the 2022 adidas 3SSB 17U Championship.

Ranked No. 30 among centers and No. 181 overall in the 247Sports composite ranking, Kirouac attended North Forsyth High School in Cumming, where he was named honorable mention all-state and also to the 6A Region 8 all-region team for his play throughout the 2022-23 season. Kirouac made the 6A Region 8 all-tournament team for his performance in the postseason, and was selected to play in the Georgia Athletic Coaches Association all-star game after the season. For the 2022-23 season, he averaged 14 points, 10 rebounds and two blocked shots per game. He played AAU ball for the Atlanta Xpress, and finished fifth in rebounding on the UA Next Circuit in 2023 (8.2 rpg).

**Three Tech Alumni on NBA Rosters**

Since 1982, Georgia Tech has produced 19 first-round NBA draft picks and 46 draft picks overall. A total of 42 Georgia Tech alumni have played in the NBA.



# TECH NOTEBOOK

Three former Georgia Tech players played the 2022-23 season in the NBA - **Jose Alvarado** in his second season with the New Orleans Pelicans, **Josh Okogie** in his second season with the Phoenix Suns after playing four years in Minnesota, and **Thaddeus Young**, a 17-year NBA veteran in his second full season with the Toronto Raptors.

**Derrick Favors**, a 12-year NBA veteran who found himself a free agent at the beginning of the 2022-23 season, is on the roster of the Chicago Bulls' G League team.

Two other former Yellow Jackets played a full season in the G League in 2022-23 and are now with different G League teams - former center James Banks III with the Maine Celtics, and Michael Devoe with the Memphis Hustle.

Moses Wright, who was on the Dallas Mavericks roster in 2021-22, played in China last season and is now in Greece.

## Five-Star Player Development

Notable player development successes over the past several seasons include **Josh Okogie**, **Ben Lammers**, **Abdoulaye Gueye**, **James Banks III**, **Jose Alvarado**, **Moses Wright**, **Michael Devoe** and **Jordan Usher**, who maximized their skill sets and their production and are now all playing professionally either in the United States or abroad.

**Josh Okogie** went from being ranked 11th in the state as a HS senior to a first-round NBA draft pick, and is now in his fifth season in the NBA. Gueye, a 6-9 forward, developed from a project player into an ACC-level contributor, and graduate transfer Brandon Alston had similar statistical numbers at the ACC level as he compiled in two seasons at Lehigh, and both are now playing professionally overseas.

**Jose Alvarado**, a three-star guard out of Brooklyn, N.Y., who started as a freshman, improved his scoring, shooting and ballhandling every year as a Yellow Jacket, finishing his career with 1,429 points and ranking among the top 10 in Tech history in assists, steals and three-point field goals. He became the ACC's Defensive Player of the Year and a second-team All-ACC choice in 2021, and is in his third season with the NBA's New Orleans Pelicans.

**Moses Wright**, an unheralded and unrated prospect from Raleigh, N.C., became a stalwart in the Tech lineup as a junior and the ACC Player of the Year as a senior. The 6-9 forward was Tech's leading scorer and rebounder on an ACC Championship squad and also made the conference all-defensive team. He was signed to the Los Angeles Clippers G League affiliate as a free agent, then signed a two-way contract with the Dallas Mavericks midway through the 2021-22 season. He has played the last two seasons overseas (China, Turkey, Greece).

**Michael Devoe**, a four-star prospect out of Orlando, Fla., came to Tech as a heralded scorer and outside shooter, but developed into a much more rounded player by his senior year, when he led the Jackets in scoring and assists and was the team's third-leading rebounder and second-leading steal artist. As a senior, he was one of only nine players in Division I to average 17.9 points, 4.9 rebounds, 3.1 assists and 1.4 steals. Devoe is in his second season in the NBA G League.

**Jordan Usher**, a four-star prospect from Canton, Ga., who played at Southern California for his first two seasons, started all but one game over two-plus seasons at Tech and was the Jackets' No. 2 scorer in 2021-22. He played the 2022-23 in Turkey and is now in Australia.

**James Banks III**, a 6-10 center, made the ACC's All-Defensive team twice in two years and finished his career No. 8 in blocked shots at Tech. He has played three seasons in the NBA G League.

## Winning Starts at Home

Georgia Tech has compiled a 129-74 record at home since McCamish Pavilion opened for the 2012-13 season. Tech set a program record for wins at home (17) in 2016-17, including a 7-2 ACC record and two NIT victories.

Tech is 39-35 against ACC teams in the last seven-plus

seasons, including an 11-11 mark against ranked opponents, and has an 86-48 overall mark.

Tech is playing its 12th season in McCamish Pavilion, which was essentially brand new when it opened for the 2012-13 season. The only physical elements of McCamish Pavilion that remain from the venerable Alexander Memorial Coliseum are the roof and the 32 steel ribs that support it.

The capacity of McCamish Pavilion is 8,600, including 1,665 seats in the new balcony level and 6,935 seats in the lower seating bowl. There are no suites, but there is a club area that seats 500. Alexander Memorial Coliseum seated 9,191 spectators in its final configuration.

The most impressive features of McCamish Pavilion are its grand entrance, which fronts 10th and Fowler Streets, the ability for patrons to view the court from the main concourse all the way around, and the theatrical lighting system, which concentrates light on the court while leaving the seating areas dark, modeled after the Staples Center in Los Angeles and Madison Square Garden in New York.

Prior to the opening of McCamish Pavilion, Tech played 55 seasons in Alexander Memorial Coliseum, compiling a record of 556-194 (.741). Miami was the last team to play Tech in Alexander Memorial Coliseum, a game Tech won, and was the first ACC team to play in McCamish Pavilion on Jan. 5, which Miami won. For the 2011-12 season, Tech played its home games at Philips Arena and the Arena at Gwinnett.

## Arts and Letters

Beginning with Moe Miller and Lance Storrs in the summer of 2011, every four-year scholarship senior in the Georgia Tech program has graduated, with the exception 2019 senior Ben Lammers, who is playing pro ball overseas and needs to complete one course, and 2021 senior Jose Alvarado, who likewise needs to complete one course.

Eleven different Georgia Tech players have made the ACC All-Academic team since it was established in 2011, with Marcus Georges-Hunt and Tadic Jackson making it twice.

## BASKETBALL GRADUATES

2012 - Derek Craig, Nick Foreman
2013 - Mfon Udofia, Pierre Jordan (Master's), Brandon Reed
2014 - Kammeon Holsey, Daniel Miller, Jason Morris
2015 - Robert Sampson
2016 - Marcus George-Hunt, Travis Jorgenson
2017 - Josh Heath, Corey Heyward, Kellen McCormick (Master's), Jodan Price (Master's), Rand Rowland, Quinton Stephens
2018 - Tadic Jackson, Ben Lammers
2019 - Abdoulaye Gueye, Sylvester Ogbonoda, Brandon Alston (Master's)
2020 - Evan Cole
2021 - Shembari Phillips, Malachi Rice, Moses Wright
2022 - Michael Devoe, Khalid Moore, Bubba Parham

## Tech's NCAA Tournament History

Georgia Tech has played in the NCAA Tournament 17 times in its history. Sixteen of those appearances have occurred from 1985 to the present, 10 under Bobby Cremins and five under Paul Hewitt.

The most recent was 2021, when the Yellow Jackets won the ACC Championship and earned an automatic bid, then fell 71-60 to Loyola Chicago in the opening round of the Midwest Regional.

That ended an 11-year hiatus from the NCAA Tournament that dated back to 2010, when the Yellow Jackets defeated Oklahoma State in the first round before losing to Ohio State in the round of 32 of the Midwest Regional.

Tech has a record of 23-17 in NCAA Tournament play, highlighted by its 2004 trip to the NCAA title game as well as a Final Four berth in 1990. The Yellow Jackets have reached

## Top Freshman Seasons (ppg)

Kenny Anderson** (1989-90)	20.6
Mark Price** (1982-83)	20.3
Stephon Marbury** (1995-96)	18.9
Dion Glover (1997-98)	18.4
Josh Okogie (2016-17)	16.1
Chris Bosh** (2002-03)	15.6
Dennis Scott** (1987-88)	15.5
Javaris Crittenton (2006-07)	14.4
Thaddeus Young (2006-07)	14.4
Bruce Dalrymple** (1983-84)	13.6
Glen Rice, Jr. (2010-11)	13.3
Derrick Favors** (2009-10)	12.4
Travis Best (1991-92)	12.3
Tom Hammonds** (1985-89)	12.2
Matt Harpring (1994-95)	12.1
<b>Baye Ndongo (2023-24)</b>	<b>11.9</b>
John Salley (1982-83)	11.5
Tony Akins (1998-99)	11.3
<i>**ACC Rookie of the Year</i>	

## Top Freshman Seasons (rpg)

Chris Bosh** (2002-03)	9.0
Derrick Favors** (2009-10)	8.4
Jeremis Smith (2005-06)	8.2
<b>Baye Ndongo (2023-24)</b>	<b>8.0</b>
Malcolm Mackey (1989-90)	7.5
Bruce Dalrymple** (1983-84)	6.9
Alvin Jones (1997-98)	6.7
Tom Hammonds** (1985-86)	6.4
James Forrest (1991-92)	6.4
Matt Harpring (1995-96)	6.2
Josh Okogie (2016-17)	6.2
<i>**ACC Rookie of the Year</i>	

## Top Freshman Seasons (apg)

Kenny Anderson** (1989-90)	8.14
Jarrett Jack (2002-03)	5.97
Javaris Crittenton (2006-07)	5.75
Travis Best (1991-92)	5.66
Drew Barry (1992-93)	5.47
Iman Shumpert (2008-09)	4.97
<b>Naithan George (2023-24)</b>	<b>4.90</b>
Tony Akins (1998-99)	4.77
Stephon Marbury** (1995-96)	4.47
Dennis Scott** (1987-88)	3.62
Mark Price** (1982-83)	3.25
Brian Oliver (1986-87)	3.17
Jose Alvarado (2017-18)	3.08
<i>**ACC Rookie of the Year</i>	

the NCAA Sweet 16 seven times (1960, 1985, 1986, 1990, 1992, 1996, 2004).

The 2004 and 2005 appearances were Tech's first back-to-back appearances since Bobby Cremins led the Institute to the Big Dance nine straight years from 1985-93.

Georgia Tech has won at least one game in 11 of its 17 previous NCAA Tournament appearances.

## BIO UPDATES

## Head Coach Damon Stoudamire • 1st season at Tech

Well-known throughout the basketball world for his success as a player and coach at the collegiate and professional levels, Damon Stoudamire became the 15th head coach in Georgia Tech men's basketball history on March 14, 2023.

Stoudamire comes to Georgia Tech after most recently serving as an assistant coach of the Boston Celtics, who currently sit atop the NBA's Atlantic Division standings. He was with the Celtics for nearly two seasons (2021-22 and 2022-23), after a successful five-season stint as the head coach at Pacific (2016-21). At Pacific, he was named West Coast Conference Coach of the Year in 2020 after leading the Tigers to a 23-10 record in 2019-20, good for the program's best winning percentage (.697) in 15 years, and a third-place finish in the powerful WCC (behind only national powers Gonzaga and St. Mary's). He also was honored with the Ben Jobe Award, given annually to the nation's top minority head coach.

Stoudamire established himself as one of his generation's premier players when he was a three-time all-conference performer, the 1995 Pac 10 co-Player of the Year and a consensus first-team All-American at Arizona, where he played for four seasons from 1991-95. After helping lead the Wildcats to the Final Four as a junior in 1994, he capped his collegiate career by averaging 22.8 points per game, en route to the co-conference Player of the Year and consensus first-team All-America recognition in 1995. He was a finalist for 1995 Wooden Award (National Player of the Year).

At the conclusion of his Arizona career, Stoudamire was the Wildcats' all-time leader in 3-pointers made (272) and ranked second in points (1,849) and fourth in assists (663). He was the only player in Arizona history with two 40-point games.

His amateur career also included helping lead the United States to the gold medal in the 1993 World University Games (where he led the team in assists and steals despite being the youngest player on the roster) and the bronze at the 1994 Goodwill Games.

Stoudamire was selected by the Toronto Raptors with the seventh overall pick in the 1995 NBA Draft and averaged 13.4 points and 6.1 assists per game over the course of a 13-year professional playing career that included stints with the Raptors (1995-98), Portland Trail Blazers (1998-05), Memphis Grizzlies (2005-08) and San Antonio Spurs (2008). He was named the 1996 NBA Rookie of the Year after averaging 19 points and 9.3 assists per game in his first NBA campaign, the first of four straight seasons that he averaged at least 17 points and eight assists per contest.

Following the conclusion of his NBA playing career in 2008, Stoudamire immediately embarked on his coaching career, beginning as director of player development at Rice in 2008-09. He then went on to serve as an assistant coach with the Memphis Grizzlies for two seasons (2009-11), before getting back into the college game with stints as an assistant at Memphis (2011-13), his alma mater Arizona (2013-15) and again at Memphis (2015-16).

After helping lead Memphis and Arizona to four conference championships (two Conference USA titles at Memphis, two Pac-12 crowns at Arizona) and four NCAA Tournament berths (including back-to-back Elite Eight appearances at Arizona) in six seasons, Stoudamire was hired as the head coach at Pacific in 2016. He inherited a program coming off an 8-20 campaign and quickly built it into a WCC contender, highlighted by the 23-10 campaign in 2019-20. The Tigers' 11-5 conference record that season remains their most-ever wins in WCC play. Combined with a 9-9 record in league play in 2017-18, Stoudamire led Pacific to its only two .500-or-better conference records since the Tigers joined the WCC in 2013-14.

After posting a 9-9 overall record during the Covid-shortened 2020-21 season, Stoudamire returned to the NBA as an assistant coach for the Celtics. In his first season in Boston, he helped lead the Celtics to the 2022 NBA Finals. This season, the Celtics stand in first place in the Atlantic Division and in second both in the Eastern Conference and in the NBA's overall league standings. With Boston, he coached a pair of metro-Atlanta natives in Malcolm Brogdon (Norcross, Ga.) and Jaylen Brown (Alpharetta, Ga.).

A Portland, Ore. native, Stoudamire, 50, graduated from Woodrow Wilson High School in 1991 and earned his bachelor's degree from Arizona in 2008. He has a daughter, Kemeco, and two sons, Damon and Brandon.

## Stoudamire as a Head Coach

Season	School	Overall	Conference	Postseason
2016-17	Pacific	*11-22	*4-14 / 9th	*on-court record
2017-18	Pacific	14-18	9-9 / 4th	
2018-19	Pacific	14-18	4-12 / 9th	
2019-20	Pacific	23-10	11-5 / 13rd	
2020-21	Pacific	9-9	6-7 / 5th	
<b>at Pacific</b>	<b>5 years</b>	<b>71-77</b>	<b>34-47</b>	
2023-24	Georgia Tech	10-14	3-10	
<b>at Georgia Tech</b>	<b>1st year</b>	<b>10-14</b>	<b>3-10</b>	
<b>CAREER</b>	<b>6th year</b>	<b>81-91</b>	<b>37-57</b>	

## Stoudamire Coaching Resume

- Georgia Tech, head coach (2023-present)
- Boston Celtics, assistant coach (2021-23)
- Pacific, head coach (2016-21)
- Memphis, assistant coach (2015-16)
- Arizona, assistant coach (2013-15)
- Rice, director of player development (2008-09)
- Memphis, assistant coach (2011-13)
- Memphis Grizzlies, assistant coach (2009-11)

**Honors:** All-Pac-10 Conference (1993, 1994, 1995), Pac-10 Co-Player of the Year (1995), Consensus first-team All-American (1995), finalist for the Wooden Award (1995), West Coast Conference Coach of the Year (2020), Ben Jobe Award (2020)

**Playing Experience:** Lettered four years at Arizona (1991-95), Toronto Raptors (1995-98), Portland Trail Blazers (1998-2005), Memphis Grizzlies (2005-08), San Antonio Spurs (2008)

## Coaching Staff

## KARL HOBBS

## Associate Head Coach • 1st season at Tech

Karl Hobbs, who directed George Washington to three straight NCAA Tournament appearances as a head coach, captured two national titles as an assistant at Connecticut and helped Rutgers to three post-season appearances in his most recent stop, joined the Georgia Tech men's basketball staff as associate head coach in April of 2023.

Hobbs has 36 seasons of Division I coaching experience and 21 post-season appearances on his resume, and comes to The Flats following seven seasons as associate head coach at Rutgers. He helped guide the Scarlet Knights to post-season appearances each of the past three seasons, including back-to-back appearances in the NCAA Tournament in 2021 and 2022, marking the first time RU made the big dance in consecutive seasons since 1976. Hobbs helped Rutgers snap a 30-year NCAA Tournament drought when the Scarlet Knights earned a berth in the 2021 the NCAA Tournament, their first appearance since 1991.

## B.J. ELDER

## Assistant Coach • 5th season at Tech

A standout member of the Yellow Jackets' 2004 NCAA runner-up team, B.J. Elder joined the men's basketball staff in July of 2019 as associate director of player personnel. He was elevated to assistant coach in December 2023 for the remainder of the 2023-24 season.

A veteran of 10 years in European professional basketball following his stellar Tech career, Elder, 38, came to Tech following three seasons as assistant boys' basketball coach at Clarkston High School. He has served as the basketball staff's liaison with academic services, campus housing and dining, media and marketing, as well as spearheading outreach to former Tech players.

## PERSHIN WILLIAMS

## Assistant Coach • 1st season at Tech

A former graduate assistant with the Georgia Tech men's basketball program, Pershin Williams joined the Yellow Jackets' men's basketball staff as assistant coach in April of 2023 following four seasons on the bench at Kennesaw State.

Now with 12 years of full-time college coaching experience, Williams helped head coach Amir Abdur-Rahim build the KSU program into a championship team in the Atlantic Sun Conference and an NCAA Tournament team in 2023. KSU went 26-9 last season, 15-3 in the A-Sun, and three Owls earned all-conference recognition after being picked to finish eighth in the pre-season conference poll.

## NATE BABCOCK

## Assistant Coach • 1st season at Tech

After two seasons as an assistant coach with the Grand Rapids Gold in the G League, Nate Babcock joined the Georgia Tech men's basketball staff as quality control coach in June of 2023. He returns to the collegiate ranks after nine years on the professional level.

Prior to his time in Grand Rapids, the G League affiliate of the Denver Nuggets, Babcock spent seven years in various support roles in the NBA and G League. He joined the Gold after three years as the special assistant to the head coach with the Atlanta Hawks organization where he assisted with player development as well as opponent scouting and game preparation.

## BONZI WELLS

## Assistant Coach • 1st season at Tech

A 12-year veteran of professional basketball, including 10 in the National Basketball Association, Bonzi Wells joined the Georgia Tech men's basketball staff as an assistant coach in August of 2023. Wells will concentrate his efforts on player development and on-court coaching.

Wells, 46, came to Tech following two seasons as the head coach at Division II LeMoyne-Owen College in Memphis, Tenn., where he led the Magicians to a 34-23 record across his two years, including an 18-11 mark in 2022-23.

## BIO UPDATES (see game-by-game stats and career highs in stat pack)

### 24 • Amaree Abram • G • 6-4 • 195 • So.

- Name pronounced "uh-MAR-ee"
- Started each of the first four games for Tech this season, averaging 14.0 minutes, 4.7 points, 1.5 assists per game
- Has played in just six games since, but has totalled 20 minutes in three of Tech's last five games ... Scored five points in 11 minutes against Wake Forest
- Has hit 11-of-42 shots from the floor, 4-of-20 from three-point range
- Former four-star guard prospect out of Texas who transferred from Ole Miss following his freshman season, joined the Yellow Jackets in the summer of 2023
- Has three years of eligibility after starting 22 games and averaging 21 minutes as a freshman
- Was invited to participate in training camp for the USA Basketball U19 team that was to compete in the FIBA Men's U19 World Cup, but did not make the cut to the 18 finalists
- Left-handed point guard who was one of the most promising freshman guards in the SEC in 2022-23 with excellent positional size, high-level scoring and passing ability and high intensity on defense
- Saw action in all 33 games for Ole Miss during his first year, starting in 22 games ... Averaged 21.0 minutes per contest ... Recorded 8.0 points, 2.0 rebounds, and 2.0 assists per contest ... Fourth on the team in scoring and second in assists
- Finished second on the team with 39 three pointers made, shooting a team-high 36.4 percent from deep

### 12 • Tyzhaun Claude • F • 6-7 • 226 • Sr.

- First name pronounced "tie-ZHON" but goes by "Ty" ... Graduate transfer with one year of eligibility at Tech
- Started each of the first four games this season in the post, last 20 off the bench, averaging 17.9 minutes per game ... Played 20-plus minutes six of last eight games
- Tech's seventh-leading scorer (5.2 ppg), third-leading rebounder (5.2 rpg)
- Averaged 5.9 points and 5.9 rebounds over Tech's last eight games, hitting 13-of-23 from the floor and 21-of-28 from the foul line ... Has averaged 23.2 total minutes in that stretch, with eight blocks, four steals, three assists
- Has hit 50 percent of his shots from the floor, and ranks fifth in the ACC in offensive rebounds (2.54 per game)
- Averaging 4.8 points (54.3 pct. FG, 77.4 pct. FT) and 4.8 rebounds in ACC games (18.8 mpg)
- Scored nine points (7-8 FT) with eight rebounds in Jan. 16 win at Clemson, six of his points in OT ... Had nine points, eight rebounds, three blocks in win vs. North Carolina
- Posted a double-double (10 pts/10 reb) in the season-opener against Georgia Southern and 19 points vs. Howard
- Has taken eight rebounds or more in nine games, and in four of Tech's last eight games
- Fell one rebound shy of another double-double with 10 points (4-4 FG) and nine boards against Alabama A&M
- Averaged 6.3 rebounds in three games at the Diamond Head Classic
- Tech's second closest player to 1,000 career points with 912 (Kelly has 929).
- One of the top scorers and rebounders in the Southern Conference in 2022-23, earned third-team all-conference honors for Western Carolina after starting his college career at Morehead State
- Second on the WCU roster with 15.4 points per game and snagged a SoCon-best 8.6 rebounds per game
- His 3.2 offensive boards per contest were also tops in the league while ranking 30th in the NCAA
- In 28 games, finished with double-figure scoring 27 times, including 15 consecutive games to close season ... Has 15 career double-doubles, 11 of them last season at Western Carolina
- Led the Catamounts in blocked shots, and shot 52.3 percent from the floor and 72 percent from the free throw line
- Made the Southern Conference all-tournament team in 2023 after averaging 15.0 points and 8.0 rebounds in two games

### 3 • Dallan "Deebo" Coleman • G • 6-6 • 210 • Jr.

- Wing guard who has come off the bench to average 6.5 points, second-best among Tech reserves, in 20.1 minutes per game
- Averaged 16 ppg in Tech's first three games (15-24 FG, 9-16 3pt FG), but has averaged just 4.9 points (28-80 FG) in the 19 games since ... Scoreless in last two games and sat out Louisville with injury
- In ACC games, averaging 4.6 points, 2.4 rebounds, while hitting 39.2 percent from the floor (35.5 pct. on threes) ... Only two turnovers in 12 games
- Averaged 6.7 points in three Diamond Head Classic games, including 12 in win vs. UMass and eight vs. Nevada
- Connected on 39.8 percent from the floor this season in all games, 36.3 percent from three-point range (second on the team)
- Had at least one three-pointer in 11 straight games (13-for-32) before going 0-for-2 at NC State
- Taken 80 of his 123 shot attempts from three-point range (connected on 20-of-43 inside the arc) ... 175 of 274 attempts last season from three-point range
- Career 35.9-percent shooter from three-point range ... Has 129 career three-point field goals, which ranks No. 18 in program history
- Started a team-high 31 games last season, reaching double-figure points in 14
- Was No. 4 on the Tech stat chart in scoring (9.5 ppg), No. 2 in minutes per game (31.3) and three-point field goals (57-of-175) ... No. 3 in free throws (51-of-74) and No. 4 in three-point percentage (32.6 pct.)
- In ACC games, averaged 9.1 points per game (fourth on team) while hitting 35.9 percent from the floor, 31.6 percent (36-of-114) on threes ... Averaged 13.5 points in two ACC Tournament games while hitting 8-of-20 from the floor and 5-of-13 from three-point range
- Consensus four-star prospect out of high school, rated at No. 48 in the class of 2021 according to the 247Sports Composite rankings (Florida Class 4A Player of the Year as a senior)
- Born and raised in Memphis, Tenn., spent his high school years in Jacksonville, Fla., area, where his father, Ran, is a high school head coach

### 10 • Ebenezer Dowuona • C • 6-11 • 230 • Sr.

- Last name pronounced "duh-WANNA" ... Goes by "Ebe" (EEE-bee)
- Post player in his fourth collegiate season, but is eligible to take a COVID year if he chooses
- Played in 18 games, averaging 9.7 minutes, and started 13 ... Started eight ACC games ... Missed Louisville game with injury
- Averaged 0.7 points and 1.3 rebounds in eight ACC games (9.6 mpg)
- Scoreless in his last six games (last scored a bucket Jan. 13 at Duke)
- His defensive play in the post was a key factor in Tech's wins over top-25 teams Mississippi State and Duke in December (combined +24 plus/minus) and No. 3 North Carolina (helped limit Bacot to 9 pts/9 reb. 8 FGA, forced a miss by Davis on final possession) ... Played 53 total minutes in those games (three of his four highest minute totals this season), blocked three shots and grabbed seven rebounds
- Former four-star high school prospect in the state of Georgia who played three seasons at NC State before enrolling at Georgia Tech in the summer of 2023
- Averaged 2.6 points and 2.7 rebounds, connecting on 51 percent of his shots from the floor across three seasons
- Played in 61 games, starting 30, over the last two seasons with the Wolfpack, and blocked 80 shots
- Helped lift the Wolfpack to a berth in the NIT as a freshman and the NCAA Tournament in 2022-23
- Best season came in 2021-22 when he started 27 games and averaged 4.1 points (55.9 pct. FG) and 4.1 rebounds in 31 games
- High school teammate of Lance Terry at The Heritage School in Newnan, Ga.

# BIO UPDATES (see game-by-game stats and career highs in stat pack)

## 5 • Tafara Gapare • F • 6-9 • 206 • So.

- Name pronounced "tuh-FAR-uh guh-PAR-ee"
- Versatile, athletic and skilled player who can score, rebound, pass and defend multiple positions
- Played in 21 games, starting seven, and averaged 16.6 minutes ... Started ACC games at Duke (8 points, 3 blocks) and at Louisville (1 point, 5 rebounds)
- Key off the bench in Tech's win over No. 3 North Carolina (6 points, career-high 8 rebounds, 3 blocks)
- Averaging 3.9 points, 2.5 rebounds, 26.4 percent FG in 12 ACC games
- Has 24 blocked shots and ranks 11th in the ACC in blocks per game (1.14) despite his limited minutes
- Returned from a three-game absence to score 35 points with 11 rebounds in Tech's three games against Georgia, Alabama A&M and Penn State ... Went 13-26 from the floor with three blocks and two steals in 61 total minutes
- Scored career-high 20 points with six boards in 28 minutes in Tech's win over Penn State
- Scored nine points with seven rebounds and four blocks to help Tech defeat Hawaii in the Diamond Head Classic
- Former four-star-rated recruit from New Zealand who spent his senior year of high school in Connecticut and played his freshman year at Massachusetts
- Enrolled for the summer, 2023 term and has three seasons of eligibility remaining
- Averaged 12.4 minutes per game over 30 games as a freshman at UMass (3.4 points, 2.1 rebounds per game, 31.2 percent) ... Despite limited playing time, led the team in blocked shots (20) and went to the free throw line 40 times
- Spent the 2021-22 year at the South Kent School in Connecticut ... Ranked as the No. 1 player in Connecticut and No. 10 power forward by 247Sports for the Class of 2023

## 2 • Naithan George • G • 6-3 • 180 • Fr.

- Point guard from Canada who attended Canyon International Academy in Glendale, Ariz., his last three years of high school
- First freshman to start at point guard for Tech since Jose Alvarado
- Has started Tech's last 20 games, averaging 29.2 minutes and playing well in Tech's bigger wins
- Averaging 9.8 points and 4.9 assists (No. 2 in the ACC) in all games; 10.7 points and 5.8 assists (No. 2 in the ACC) in conference games
- Has Tech highest assist average (4.90) for a freshman since Javaris Crittenton in 2006-07 (5.75), and is Tech's first freshman since 2008-09 (Iman Shumpert) to have 100 assists
- Owns the ACC's best assist-turnover ratio in conference games (3.00-1) ... Ranks No. 5 in all games (2.58-1)
- Scored in double digits in seven of Tech's last nine games - 13.0 ppg, 5.3 apg, 40.9 pct. FG (38-93), 36.5 pct. 3-pt FG (15-41)
- Scored 10 of his season-high 20 points in the final 22 seconds of regulation and final minute of second OT to lift Tech over Clemson ... Scored the winning basket vs. North Carolina with a left-handed layup over Armando Bacot
- Has seven games of seven or more assists, including season high 11 against Notre Dame, most for a Tech player since 2008
- Averaged 10.7 points and 3.3 assists to help Tech's runner-up finish at the Diamond Head Classic, including a season-high 14 points in semifinal win over Hawaii
- Made first career start vs. Mississippi State, scoring 11 points with four rebounds in 32 minutes
- Made his Tech debut at Cincinnati after not playing first three games, scoring eight points and hitting two three-point field goals in 15 minutes (11 in the second half)
- Plays with high energy and has a tremendous work ethic ... Committed to playing both ends of the floor
- Chose Tech over offers from Texas A&M Corpus Christi, Sam Houston State, Seattle
- Averaged 15 points, eight assists and five rebounds per game in 2022-23 at Canyon International Academy, which fields a national team that competes against junior colleges and on The Grand Session prep circuit
- Led to state championships in 2022 and 2023
- Earned all-breakout honors at the Peach Jam playing for the Arizona Unity team, averaging 10 points, 4.8 rebounds and 3.7 assists over six games (27.2 minutes per game)

## 13 • Miles Kelly • G • 6-6 • 180 • Jr.

- Accurate shooter from long range who also plays some point and has developed into a consistently productive scorer for the Yellow Jackets
- One of two Tech players to start every game this season (Kowacie Reeves, Jr., is the other) and leads Tech in minutes
- Currently Tech's top scorer (14.8 ppg) and No. 2 rebounder (5.9 rpg) ... Has reached double figures in points in all but four games, but has been held scoreless twice in the Jackets' last six games
- Scored a career-high 36 points (11-20 FG, 6-11 3pt FG, 8-10 FT) at Louisville, one game after he went scoreless against Wake Forest
- Has scored 20-plus points six other times this season - 25 points against Georgia Southern, 27 vs. Howard, 22 vs. Mississippi State, 20 at Florida State, 25 vs. Notre Dame, 20 at NC State
- Has recorded three double-doubles - Mississippi State (22 pts/12 reb), at Duke (16/11), at NC State (20/10)
- Averaging 14.8 points and 5.9 rebounds in ACC play ... Shooting percentages improved over full-season norms (42.8 percent FG, 39.8 percent 3-point FG, 75 percent FT)
- Has hit 37.3 percent of his shots from the floor and 31.4 percent from three-point range in all games
- No. 8 in the ACC on three-point field goals made in conference games (2.54 per game)
- Averaged 10.3 points and 5.3 rebounds in the Diamond Head Classic
- Hit two free throws with 2.1 seconds left to lift Tech to a win over Penn State, and hit two to seal Tech's win over Hawai'i in the Diamond Head Classic semifinals
- Has been Tech's most frequent visitor to the free throw line this season (95 attempts in 24 games), but is only third on the team in ACC games
- Needs 35 points to reach 1,000 for his career (has 965) ... Has 164 career three-point field goals, which ranks No. 14 in program history
- Was Tech's leading scorer in 2022-23 (14.4 ppg) overall and in conference games (14.8 ppg) ... Reached double figures in 25 games total
- Averaged 19.8 points and 3.1 rebounds over Tech's last eight games of 2022-23, hitting 47.7 percent from the floor (53-of-111), 44.3 percent (35-of-79) from three-point range
- Tech's top three-point shooter for the season by volume and No. 2 by percentage (89-of-235, 37.9 pct. overall; 61-of-159, 38.4 pct. in ACC games)
- In ACC games, shot 40.2 percent from the floor, 38.4 percent from three-point range and 93.5 percent from the free throw line
- Led Tech and set a program record for free throw percentage (89.83 pct. on 59 attempts), breaking the previous mark of 88.73 percent set by Anthony Morrow in 2005-06 ... Had a streak of 24 straight FT made at one point in the season
- Has hit three or more triples in a game 27 times in his career (16 times last season, 8 this season)
- Atlanta-area native who spent his senior year of high school at Hargrave Military Academy in Virginia, after prepping at Parkview High School in Lilburn ... Consensus four-star No. 87 in the 247Sports composite rankings

## 4 • Carter Murphy • G • 6-4 • 205 • Sr.

- Came to Georgia Tech as a graduate transfer after four years at the Air Force Academy, where he graduated with a bachelor's degree in data science and is pursuing a master's degree in operations research at Tech
- Played in nine games, going 6-for-13 from three-point range
- Missed 12 games with an ankle injury before returning to action Jan. 27 at Virginia Tech (six points on two three-point FG in 11 minutes) ... Also hit a pair of three-pointers and scored a season-high eight at Louisville
- Saw action in 70 games over four seasons at Air Force, making eight starts and averaging 14.3 minutes ... Connected on 46.6 percent of his shots from the floor, 30.7 on threes and 85 percent from the foul line in his Falcons career, and averaged 5.0 points
- Played in 31 games as a senior (two starts) and hit career high marks in every statistical category
- Fourth on team in scoring, averaging 7.2 points per game ... Second on team in shooting at .500 from the field and third in free throw percentage (.829)
- Averaged 15.3 points over the last seven games of the season, reaching double figures in all seven ... Scored career-high 19 points in final game at Mountain West tourney vs. UNLV

**BIO UPDATES (see game-by-game stats and career highs in stat pack)****11 • Baye Ndongo • F • 6-9 • 214 • Fr.**

- Name pronounced "BYE NDONG-go" ... Pronounce the N with no vowel before or after
- Played and started last 21 games after missing the first three and most of the pre-season with a hand injury ... Excellent defender and rebounder who is difficult to stop around the basket
- Tech's top rebounder at 8.0 per game and No. 2 scorer at 11.9 points per game ... Ranks No. 7 in the ACC in rebound average, No. 7 in offensive rebounds (2.48 per game), No. 3 in field goal percentage (57.7) and No. 10 in blocked shots (1.24 per game)
- No. 4 among freshmen nationally in rebound average and No. 3 in field goal percentage
- Averaging 12.5 points and 7.0 rebounds in ACC games ... Has hit 57.1 percent from the floor (5th-best in the ACC)
- Has four double-doubles this season (Penn State, Hawai'i, Boston College, Clemson), missed three others by one rebound
- Scored in double digits in 12 straight games before UNC (played only 5 minutes due to injury), averaging 15.4 points and 9.3 rebounds, and hit on 66.1 percent of his field goals (78-of-118)
- Named ACC Rookie of the Week three times this season, most recently after making the all-tournament team at the Diamond Head Classic (18.0 ppg, 9.3 rpg, 23-26 FG, 8-9 FT) ... That included a 22-point, 12-rebound game in the semifinals vs. Hawaii ... Scored 20 with eight boards against Nevada
- Had his breakout game Dec. 2 vs. No. 7 Duke with 21 points (9-11 FG), 5 rebounds, 4 blocked shots, 2 assists ... Named ACC Rookie of the Week after that effort
- Notched first career double-double Dec. 16 against Penn State with 12 points and 19 rebounds ... Tied for most rebounds ever by a Tech freshman ... Again named ACC Rookie of the Week for that performance
- Versatile, skilled and athletic forward who was rated a four-star prospect by On3, three-star by Rivals and 247Sports ... Ranked as high as No. 120 by Rivals and No. 23 among power forwards
- Chose the Yellow Jackets over Michigan and Nebraska after originally committing to Rutgers in January
- Has a 7-foot, 2-inch wingspan ... Grew up in a soccer family, but an older sister persuaded him to trying basketball at age 14
- Played the 2022-23 season at Putnam (Conn.) Science Academy, helping lead the team to its fourth national prep school championship in five years (38-3 record in 2022-23)
- Averaged 8.3 points and 4.8 rebounds with three double-doubles, and shot 59.2 percent from inside the three-point arc
- Played for Senegal's U19 team in the U19 World Cup in 2021 ... Averaged 7.6 points, 6.0 rebounds, 1.9 assists, 1.3 steals and 0.9 blocks over seven games

**35 • Emmer Nichols • F • 6-6 • 215 • r-Fr.**

- Non-scholarship player who joined the Tech program for the fall, 2022 semester ... Redshirted the 2022-23 season
- Played in two games ... Saw the first action of his career Nov. 22 at Cincinnati (two minutes, one rebound)
- Out for season with a broken leg suffered Jan. 19
- Versatile player and left-handed shooter who is skilled in all facets of the game
- No. 42-ranked player in the state of California according to Max Preps
- Played four years at Sacred Heart Preparatory School, serving two years as team captain
- Helped Sacred Heart to a pair of league championships, including a Central Coast Section title in 2021
- As a senior, led SHP to a 25-5 record overall as a senior and 14-0 mark in its league
- Earned second-team Central Coast Section WBAL all-league, first-team all-league in 2020 and 2022 (MVP and defensive player of the year in 2022)

**14 • Kowacie Reeves, Jr. • F • 6-7 • 202 • Jr.**

- First name pronounced "ko-WAY-see" ... Answers to "WAY-see"
- One of two Tech players to start every game this season (Miles Kelly is the other) and leads the Jackets in minutes
- No. 3 on Tech's scoring chart at 10.5 points per game, hitting double digits in 12 games
- Reached double digits just once in Tech's last five games (12 at NC State), averaging 4.6 points and hitting 8-of-36 from the floor
- Has connected on 41.4 percent of his shots from the floor, leads the team in three-point rate (39.6 pct.) and is No. 2 in free throw percentage (81.8 pct.)
- No. 3 on the team blocked shots (14) and steals (13)
- Averaging 9.7 points in ACC games, while connecting on 40.5 percent from the floor and team-high 43.9 percent on threes ... No. 14 in the ACC in three-pointers made in conference games (2.23 per game)
- Has 108 three-point field goals in his college career, including 42 in 24 games this season, more threes than in either of his first two full seasons in college
- Averaged 8.3 points and 4.3 rebounds in three games to help Tech reach the championship game of the Diamond Head Classic
- Notched first career double-double against Alabama A&M with 20 points and 10 rebounds ... Was his third career 20-point game
- Tallied 14 points (5-7 FG, 4-5 3pt FG) with four rebounds in his ACC debut vs. Duke ... Scored 15 with five boards vs. Penn State ... Had 18 points with six boards at Florida State ... Had 15 points on five three-pointers at Clemson
- Former four- and five-star-rated recruit from Georgia who played two seasons at Florida before transferring to Georgia Tech ... Has two seasons of eligibility remaining
- Helped lead Florida to appearances in the NIT both of his seasons in Gainesville ... Averaged 7.1 points and 2.1 rebounds in 60 games (17 starts), averaging 17.5 minutes per game
- Rivals five-star recruit and ESPN and 247 four-star prospect in 2021, rated in the top 30 overall and the No. 6 shooting guard by both Rivals and 247

**23 • Ibrahima Sacko • G/F • 6-6 • 225 • Fr.**

- Name pronounced "EE-bruh-HEE-muh SOCK-oh"
- Excellent rebounder and defender with high level athleticism who has played in 17 games, averaging 10.2 minutes
- Has scored points in 11 of his 17 games, with a season-high of six at Louisville
- Grabbed season-high eight rebounds vs. UMass Lowell, and an ACC high of five vs. Pittsburgh
- One of the top players out of Canada in the class of 2023 ... Rated a top-3 player in the country by Canadian recruiting analyst Josh Millican
- Athletic and physical player who is known for his defensive capabilities and also adept at putting the ball on the floor
- Has a wingspan of 6 feet, 9 inches and a standing reach of 8 feet, 7 inches
- Native of Guinea who came to Canada in 2022 to prep at J. Addison School in Markham, Ontario ... Earned OSBA first-team all-star and defensive player of the year honors after leading the Jaguars to the OSBA semifinals ... Averaged 29 points, 11 rebounds, 4 assists, 2 blocks, 2 steals per game
- Led the Jaguars to the championship of the Beach Ball Classic in Myrtle Beach, S.C., where he was named MVP after averaging 16.5 points, 5 assists, 5 rebounds and 1.5 steals per game
- Was invited to compete in the spring at the Nike Hoops Summit in Portland to compete for the World team against some of the best players in the 2023 class, but did not compete due to injury

**33 • Marcos San Miguel • G • 6-4 • 190 • Fr.**

- First-year non-scholarship student-athlete from Campbell High School in Smyrna
- Four-year varsity letterwinner in basketball at Campbell High School, serving as team captain three years ... Helped the Spartans to a 17-12 overall record as a senior
- Graduated from Campbell with a 4.77 weighted GPA ... Also served in IB Leadership Core Team, Human Rights Club (Vice President), Interact Service Club, Chess Club, Academic Quiz Bowl, National Honor Society, Spanish Honor Society, Campbell Fellowship
- Gold Scholar at Georgia Tech enrolled in computer science with a minor in Spanish
- Officiates youth basketball in his spare time for East Marietta Basketball, Inc. ... Founded and leads organization called Take a Charge National Fundraising Campaign, in which he seeks donations for each charge he takes in basketball games, originating to raise funds for a friend who suffered a traumatic brain injury playing football, with additional funds directed toward people in need

# BIO UPDATES (see game-by-game stats and career highs in stat pack)

## 30 • Ibrahim Souare • F • 6-9 • 214 • Fr.

- Name pronounced "EE-bruh-HEEM SWAR-ay (rhymes with soiree)"
- Power forward prospect from Guinea who was recruited out of Canyon International Academy in Glendale, Ariz.
- Enrolled for fall semester and eligible to play in 2023-24 ... Has not seen action this season
- Measured 7-2 wingspan, 30-inch vertical leap ... Listed at 6-foot-7 for the FIBA 2022 U18 Championship, grown two inches since then
- Averaged 11.7 points, 7.7 rebounds and 1.7 assists for Guinea in the 2022 FIBA U18 African Championship in Madagascar ... Averaged 29.3 minutes over six games

## 1 • Kyle Sturdivant • G • 6-3 • 195 • Sr.

- Last name pronounced "STIR-de-vunt"
- Playing his fourth season at Tech after transferring from Southern California ... Has been Tech's No. 2 point guard for most of that time, but has started 49 games
- Has played in 136 games in his career, most among the Yellow Jackets, 115 of them in a Tech uniform ... Had his 136 games all been played at Tech, he would rank No. 1 in program history
- Key figure off the bench as Tech's No. 2 point guard, averaging 8.4 points with eight double-digit games
- Averaging five fewer minutes per game than 2022-23 but has produced .433 points per minute this season compared to .316 for his career previously, and raised his shooting percentages across the board
- Has averaged 2.8 assists while compiling a 2.13-1 assist/turnover ratio ... Has five games of five or more assists
- Averaging 19.4 minutes and connected on 42.1 percent from the floor overall, 37.5 percent on threes
- Averaging 8.7 points and 2.8 assists in ACC games
- Last eight games, has averaged 10.7 points and hit 42.4 percent (28-of-66) from the floor, 41.2 percent (14-of-34) from three-point range, 16-of-17 from the free throw line, 17 assists/7 turnovers
- Scored 18 points, a personal best in a home game, with a career-best 4-for-4 from three-point range in Tech's win over No. 3 North Carolina
- Just missed a triple-double against Boston College (11 points, career-high 10 rebounds, nine assists)
- Averaged 10.3 points and 2.0 assists in the Diamond Head Classic, scoring a career-high 21 points in Tech's quarterfinal win over UMass ... Made 6-of-10 from the floor, 8-of-8 from the foul line
- Keyed Tech's win over No. 21 Mississippi State with 12 points (4-7 FG) in 26 minutes ... Scored 18 points, 15 of them in the second half and OT, in win at Clemson
- Needs 40 points to reach 900 for his career and three three-point field goals to get to 100
- Seven of the eight highest point totals of his career have come away from McCamish Pavilion, including career-best 21 vs. UMass, 18 at Clemson this season
- Averaged 8.6 points per game in 2022-23 (fifth on the team) ... No. 2 on the team in assist average (3.3 per game) and 8th in the ACC in assist/turnover ratio (2.09-1) ... Shot 39.3 percent from the floor and 32.1 percent from distance
- In ACC games, averaged 9.0 points and 3.3 assists per game, hitting 39.3 percent from the floor and 30.3 percent on threes
- Started Tech's last 12 games and played the best basketball of his career over that stretch ... Averaged 12.6 points and reached double digits in nine games ... Connected on 35.1 percent (20-of-57) from three-point range, and compiled a 53/19 assist/turnover ratio ... Averaged nearly 33 minutes per game over that stretch
- In the ACC Tournament, averaged 12.5 points and dealt 15 assists against three turnovers
- Started 28 games in 2021-22, including the last 20 ... Averaged 25.2 minutes, 7.6 points (third on Tech's team) and 2.3 assists for the season ... Team-best 73/38 assist/turnover ratio
- Played in every game off the bench his first year at Tech in 2020-21, averaging 3.5 points while posting a solid 27/17 assist/turnover ratio

## 0 • Lance Terry • G • 6-3 • 198 • Sr.

- Atlanta-area high school product who played three seasons at Gardner-Webb University, then transferred to Georgia Tech and enrolled for the summer term
- Is recovered from a pre-season injury that forced him to miss the first eight games, but has elected to red-shirt and return to action in 2023-24 ... Cleared to practice just before Tech's trip to Hawaii
- Has the most career points (892) of any player on the Tech roster
- No. 2 on the team in scoring at 10.1 points per game in 2022-23 while hitting 42.1 percent of his shots from the floor, 38.8 from three-point range (top percentage on the team) and 81.4 percent from the foul line
- Averaged 11.4 points in ACC games (No. 2 on the team), connecting on 41.3 percent from the floor, a team-high 42.1 from three-point distance and 79.4 percent from the free throw stripe
- Was a key figure both as a starter and a reserve offensively, and his best offensive games occurred in Tech's seven ACC wins (tournament win included) ... Scored a season-high 24 points in the Jackets' Jan. 4 win over No. 12 Miami, 19 in their Feb. 8 win over Notre Dame, 14 vs. Virginia Tech on Feb. 15, 17 vs. Louisville on Feb. 25, 24 at Syracuse on Feb. 28 and 17 at Boston College
- In those seven wins, averaged 17.7 points, connected on 47.3 percent of his field goals, and 52.1 percent of his threes, playing the full 40 minutes in all but the Syracuse game, in which he was subbed out with 56 seconds left when the Jackets emptied the bench
- Missed four straight ACC games (Syracuse on Jan. 21 through Louisville on Feb. 1) with a hamstring injury ... After his return (Tech's last 11 games), averaged 13.3 points per game while hitting 43.4 percent from the floor (53-of-122) and 43.3 percent from behind the arc (26-of-60) ... Scored the game-winning basket on the tip-in at the final horn against Notre Dame
- Scored 41 points in Tech's in back-to-back games against Miami (season-high 24) and Florida State (17) in early January ... Hit 14-of-28 FG, 7-11 3-point FG and 6-of-8 FT, with 11 rebounds, in those two games
- Started 21 of the 29 games he played, including 15 ACC games (regular season plus tournament)
- Had the best turnover rate on the team (1.3 per 40 minutes)
- Thirteen double-figure scoring games altogether in 2022-23, eight in ACC games



# 2023-24 SEASON STATISTICS AND RESULTS

## Game Records

Record	Overall	Home	Away	Neutral
ALL GAMES	10-14	6-6	2-7	2-1
CONFERENCE	3-10	2-5	1-5	0-0
NON-CONFERENCE	7-4	4-1	1-2	2-1

## Score by Periods

Team	1st	2nd	OT	TOT
Georgia Tech	785	904	34	1723
Opponents	810	984	37	1831

## Team Box Score

No.	Player	Total			3-Point			F-Throw		Rebounds				Other				PTS	AVG			
		GP-GS	MIN	AVG	FG-FGA	FG%	3FG-3FGA	3FG%	FT-FTA	FT%	OFF	DEF	TOT	AVG	PF	DQ	A			TO	BLK	STL
13	KELLY, Miles	24-24	764:30	31.9	119-319	.373	49-156	.314	67-95	.705	28	114	142	5.9	59	1	44	49	6	15	354	14.8
11	NDONGO, Baye	21-21	565:53	26.9	105-182	.577	3-10	.300	36-61	.590	52	116	168	8.0	62	5	16	51	26	17	249	11.9
14	REEVES JR., Kowacie	24-24	723:25	30.1	87-210	.414	42-106	.396	36-44	.818	24	72	96	4.0	29	0	20	31	14	14	252	10.5
2	GEORGE, Naithan	21-20	613:31	29.2	71-179	.397	22-78	.282	41-59	.695	9	36	45	2.1	36	0	103	40	3	9	205	9.8
1	STURDIVANT, Kyle	24-0	464:24	19.4	67-159	.421	24-64	.375	43-49	.878	7	44	51	2.1	37	0	68	32	1	15	201	8.4
3	COLEMAN, Dallan "Deebo"	23-0	462:36	20.1	49-123	.398	29-80	.363	15-25	.600	20	39	59	2.6	41	0	13	8	5	11	142	6.2
12	CLAUDE, Tyzhaun	24-4	429:07	17.9	42-84	.500	1-7	.143	40-61	.656	61	64	125	5.2	55	2	18	21	13	9	125	5.2
5	GAPARE, Tafara	21-7	348:14	16.6	32-101	.317	8-43	.186	21-33	.636	14	42	56	2.7	38	1	11	16	24	9	93	4.4
24	ABRAM, Amaree	10-4	108:19	10.8	11-42	.262	4-20	.200	8-13	.615	2	15	17	1.7	10	0	11	9	2	1	34	3.4
4	MURPHY, Carter	9-0	67:54	7.5	7-16	.438	6-13	.462	0-0	.000	0	9	9	1.0	11	0	2	1	2	2	20	2.2
23	SACKO, Ibrahima	17-3	173:11	10.2	12-27	.444	3-12	.250	3-9	.333	14	24	38	2.2	22	0	3	10	2	8	30	1.8
10	DOWUONA, Ebenezer	18-13	172:56	9.6	9-21	.429	0-0	.000	0-2	.000	14	11	25	1.4	23	0	2	8	5	1	18	1.0
35	SANHOLS, Emmer	2-0	04:05	2.0	0-0	.000	0-0	.000	0-0	.000	1	3	4	2.0	0	0	0	0	0	0	0	0.0
33	SAN MIGUEL, Marcos	1-0	01:55	1.9	0-2	.000	0-1	.000	0-0	.000	1	0	1	1.0	0	0	0	1	0	0	0	0.0
Team											41	41	82					17				
<b>Total</b>		<b>24</b>	<b>4900</b>		<b>611-1465</b>	<b>.417</b>	<b>191-590</b>	<b>.324</b>	<b>310-451</b>	<b>.687</b>	<b>288</b>	<b>630</b>	<b>918</b>	<b>38.3</b>	<b>423</b>	<b>9</b>	<b>311</b>	<b>294</b>	<b>103</b>	<b>111</b>	<b>1723</b>	<b>71.8</b>
<b>Opponents</b>		<b>24</b>	<b>4900</b>		<b>637-1497</b>	<b>.426</b>	<b>183-577</b>	<b>.317</b>	<b>374-508</b>	<b>.736</b>	<b>276</b>	<b>610</b>	<b>886</b>	<b>36.9</b>	<b>406</b>	<b>7</b>	<b>317</b>	<b>226</b>	<b>81</b>	<b>162</b>	<b>1831</b>	<b>76.3</b>

## Team Statistics

	GATECH	OPP
<b>Scoring</b>	<b>1723</b>	<b>1831</b>
Points per game	71.8	76.3
Scoring margin	-4.5	-
<b>Field goals-att</b>	<b>611-1465</b>	<b>637-1497</b>
Field goal pct	.417	.426
<b>3 point fg-att</b>	<b>191-590</b>	<b>183-577</b>
3-point FG pct	.324	.317
3-pt FG made per game	8.0	7.6
<b>Free throws-att</b>	<b>310-451</b>	<b>374-508</b>
Free throw pct	.687	.736
F-Throws made per game	12.9	15.6
<b>Rebounds</b>	<b>918</b>	<b>886</b>
Rebounds per game	38.3	36.9
Rebounding margin	+1.3	-
<b>Assists</b>	<b>311</b>	<b>317</b>
Assists per game	13.0	13.2
<b>Turnovers</b>	<b>294</b>	<b>226</b>
Turnovers per game	12.3	9.4
Turnover margin	-2.8	-
Assist/turnover ratio	1.1	1.4
<b>Steals</b>	<b>111</b>	<b>162</b>
Steals per game	4.6	6.8
<b>Blocks</b>	<b>103</b>	<b>81</b>
Blocks per game	4.3	3.4
<b>Winning streak</b>	<b>0</b>	<b>-</b>
Home win streak	0	-
<b>Attendance</b>	<b>58196</b>	<b>82810</b>
Home games-Avg/Game	12-4850	9-9201
Neutral site-Avg/Game	-	3-7672

## Team Results

Date	Opponent	Score	Att.
11/06/2023	Ga. Southern	W 84-62	3414
11/09/2023	Howard	W 88-85	3802
11/14/2023	UMass Lowell	L 71-74	3778
11/22/2023	at Cincinnati	L 54-89	11756
11/28/2023	Mississippi St.	W 67-59	3913
12/02/2023	Duke	W 72-68	7758
12/05/2023	at Georgia	L 62-76	9017
12/09/2023	Alabama A&M	W 70-49	3919
12/16/2023	vs Penn St.	Wot 82-81	12720
12/21/2023	vs Massachusetts	W 73-70	5290
12/22/2023	at Hawaii	W 73-68	4919
12/24/2023	vs Nevada	L 64-72	5005
01/03/2024	at Florida St.	L 71-82	4248
01/06/2024	Boston College	L 87-95	5052
01/09/2024	Notre Dame	Lot 68-75	3729
01/13/2024	at Duke	L 79-84	9314
01/16/2024	at Clemson	Wot2 93-90	7217
01/20/2024	Virginia	L 66-75	6380
01/23/2024	Pittsburgh	L 64-72	3612
01/27/2024	at Virginia Tech	L 67-91	8925
01/30/2024	North Carolina	W 74-73	8600
02/03/2024	at NC State	L 76-82	15523
02/06/2024	Wake Forest	L 51-80	4239
02/10/2024	at Louisville	L 67-79	11891

# 2023-24 SEASON STATISTICS AND RESULTS - ACC ONLY

## Game Records

Record	Overall	Home	Away	Neutral
ALL GAMES	3-10	2-5	1-5	0-0
CONFERENCE	3-10	2-5	1-5	0-0
NON-CONFERENCE	0-0	0-0	0-0	0-0

## Score by Periods

Team	1st	2nd	OT	TOT
Georgia Tech	412	499	24	935
Opponents	459	559	28	1046

## Team Box Score

No.	Player	Total			3-Point			F-Throw		Rebounds				PF DQ A TO BLK STL				PTS	AVG			
		GP-GS	MIN	AVG	FG-FGA	FG%	3FG-3FGA	3FG%	FT-FTA	FT%	OFF	DEF	TOT	AVG								
13	KELLY, Miles	13-13	414:38	31.9	68-159	.428	33-83	.398	24-32	.750	9	68	77	5.9	38	1	20	29	4	5	193	14.8
11	NDONGO, Baye	13-13	360:53	27.8	68-119	.571	3-8	.375	24-44	.545	24	67	91	7.0	39	4	8	30	15	9	163	12.5
2	GEORGE, Naithan	13-13	396:35	30.5	47-121	.388	16-55	.291	29-40	.725	5	21	26	2.0	23	0	75	25	2	6	139	10.7
14	REEVES JR., Kowacie	13-13	381:43	29.4	45-111	.405	29-66	.439	7-10	.700	11	32	43	3.3	16	0	11	15	4	8	126	9.7
1	STURDIVANT, Kyle	13-0	263:57	20.3	34-86	.395	17-45	.378	26-29	.897	4	24	28	2.2	20	0	37	13	1	8	111	8.5
12	CLAUDE, Tyzhaun	13-0	244:47	18.8	19-35	.543	0-1	.000	24-31	.774	33	30	63	4.8	30	1	6	10	10	4	62	4.8
3	COLEMAN, Dallan "Deebo"	12-0	201:51	16.8	20-51	.392	11-31	.355	4-7	.571	8	18	26	2.2	19	0	3	2	2	6	55	4.6
5	GAPARE, Tafara	12-2	193:46	16.1	14-53	.264	4-27	.148	15-22	.682	5	25	30	2.5	19	1	8	9	11	5	47	3.9
4	MURPHY, Carter	5-0	44:05	8.8	5-11	.455	4-8	.500	0-0	.000	0	4	4	0.8	7	0	2	1	0	2	14	2.8
23	SACKO, Ibrahima	8-3	60:53	7.6	5-11	.455	1-5	.200	2-2	1.000	2	6	8	1.0	7	0	1	2	1	1	13	1.6
24	ABRAM, Amaree	4-0	24:11	6.0	2-8	.250	0-3	.000	2-4	.500	0	1	1	0.3	2	0	2	1	1	0	6	1.5
10	DOWUONA, Ebenezer	9-8	87:41	9.7	3-10	.300	0-0	.000	0-0	.000	5	7	12	1.3	13	0	0	3	2	0	6	0.7
Team											17	20	37				8					
<b>Total</b>		<b>13</b>	<b>2675</b>		<b>330-775</b>	<b>.426</b>	<b>118-332</b>	<b>.355</b>	<b>157-221</b>	<b>.710</b>	<b>123</b>	<b>323</b>	<b>446</b>	<b>34.3</b>	<b>233</b>	<b>7</b>	<b>173</b>	<b>148</b>	<b>53</b>	<b>54</b>	<b>935</b>	<b>71.9</b>
<b>Opponents</b>		<b>13</b>	<b>2675</b>		<b>362-811</b>	<b>.446</b>	<b>101-289</b>	<b>.349</b>	<b>221-286</b>	<b>.773</b>	<b>153</b>	<b>339</b>	<b>492</b>	<b>37.8</b>	<b>205</b>	<b>4</b>	<b>201</b>	<b>116</b>	<b>40</b>	<b>77</b>	<b>1046</b>	<b>80.5</b>

## Team Statistics

	GATECH	OPP
<b>Scoring</b>	<b>935</b>	<b>1046</b>
Points per game	71.9	80.5
Scoring margin	-8.5	-
<b>Field goals-att</b>	<b>330-775</b>	<b>362-811</b>
Field goal pct	.426	.446
<b>3 point fg-att</b>	<b>118-332</b>	<b>101-289</b>
3-point FG pct	.355	.349
3-pt FG made per game	9.1	7.8
<b>Free throws-att</b>	<b>157-221</b>	<b>221-286</b>
Free throw pct	.710	.773
F-Throws made per game	12.1	17.0
<b>Rebounds</b>	<b>446</b>	<b>492</b>
Rebounds per game	34.3	37.8
Rebounding margin	-3.5	-
<b>Assists</b>	<b>173</b>	<b>201</b>
Assists per game	13.3	15.5
<b>Turnovers</b>	<b>148</b>	<b>116</b>
Turnovers per game	11.4	8.9
Turnover margin	-2.5	-
Assist/turnover ratio	1.2	1.7
<b>Steals</b>	<b>54</b>	<b>77</b>
Steals per game	4.2	5.9
<b>Blocks</b>	<b>53</b>	<b>40</b>
Blocks per game	4.1	3.1
<b>Winning streak</b>	<b>0</b>	<b>-</b>
Home win streak	0	-
<b>Attendance</b>	<b>39370</b>	<b>57118</b>
Home games-Avg/Game	7-5624	6-9520
Neutral site-Avg/Game	-	0-0

## Team Results

Date	Opponent		Score	Att.
12/02/2023	Duke	W	72-68	7758
01/03/2024	at Florida St.	L	71-82	4248
01/06/2024	Boston College	L	87-95	5052
01/09/2024	Notre Dame	Lot	68-75	3729
01/13/2024	at Duke	L	79-84	9314
01/16/2024	at Clemson	Wot2	93-90	7217
01/20/2024	Virginia	L	66-75	6380
01/23/2024	Pittsburgh	L	64-72	3612
01/27/2024	at Virginia Tech	L	67-91	8925
01/30/2024	North Carolina	W	74-73	8600
02/03/2024	at NC State	L	76-82	15523
02/06/2024	Wake Forest	L	51-80	4239
02/10/2024	at Louisville	L	67-79	11891

GAME NOTES



# 2023-24 SEASON STATISTICS - POINTS/REBOUNDS/ASSISTS

Opponent	Date	Score		1	2	3	4	5	10	11	12	13	14	23
				STURDIVANT	GEORGE,NAI	COLEMAN,DA	MURPHY,CAR	GAPARE,TAF	DOWUONA,EB	NDONGO,BAY	CLAUDE,TYZ	KELLY,MILE	REEVES JR.	SACKO,IBRA
Ga. Southern	11/06/2023	84-62	W	8-4-6	DNP	17-0-0	DNP	2-1-0	2-4-0	DNP	10-10-3	25-5-3	15-3-3	0-4-0
Howard	11/09/2023	88-85	W	11-2-2	DNP	7-4-0	0-0-0	0-2-0	2-1-0	DNP	19-6-3	27-6-2	15-7-2	1-3-0
UMass Lowell	11/14/2023	71-74	L	12-0-5	DNP	24-5-1	DNP	0-3-1	2-1-0	DNP	9-9-1	11-8-1	4-3-0	2-8-1
at Cincinnati	11/22/2023	54-89	L	2-1-4	8-1-0	0-1-0	3-4-0	DNP	0-0-1	8-8-0	2-2-0	12-2-1	14-3-1	3-3-0
Mississippi St.	11/28/2023	67-59	W	12-3-0	11-4-1	6-4-2	3-1-0	DNP	2-2-0	2-6-3	1-1-0	22-12-1	6-6-1	2-3-0
Duke	12/02/2023	72-68	W	6-0-4	2-1-9	5-3-1	0-0-0	DNP	2-3-0	21-5-2	4-8-1	16-7-2	14-4-0	2-0-0
at Georgia	12/05/2023	62-76	L	3-0-3	5-5-1	8-4-2	0-0-0	7-2-0	0-1-0	8-11-3	5-4-1	12-7-4	12-3-0	2-3-1
Alabama A&M	12/09/2023	70-49	W	3-4-2	2-3-8	0-1-1	DNP	8-3-1	2-1-0	2-5-0	10-9-2	11-4-0	20-10-1	4-3-0
vs Penn St.	12/16/2023	82-81	Wot	8-2-3	8-1-8	5-5-3	DNP	20-6-0	2-3-1	12-19-1	2-2-1	10-5-6	15-5-0	DNP
vs Massachusetts	12/21/2023	73-70	W	21-3-0	9-2-5	12-2-0	DNP	0-0-1	0-0-0	12-8-0	0-9-0	7-6-0	9-4-1	3-3-0
at Hawaii	12/22/2023	73-68	W	5-3-5	14-2-3	0-4-0	DNP	9-7-0	DNP	22-12-0	2-5-0	14-5-3	7-5-0	DNP
vs Nevada	12/24/2023	64-72	L	5-1-1	9-1-2	8-3-1	DNP	0-2-0	DNP	20-8-1	3-5-1	10-5-3	9-4-0	0-0-0
at Florida St.	01/03/2024	71-82	L	5-1-5	7-4-3	7-2-0	DNP	2-0-1	DNP	10-9-0	2-0-0	20-6-0	18-6-2	0-0-0
Boston College	01/06/2024	87-95	L	11-10-9	4-0-4	10-1-1	DNP	8-1-0	2-2-0	18-10-1	5-1-0	12-3-1	17-2-0	DNP
Notre Dame	01/09/2024	68-75	Lot	0-1-1	9-2-11	5-3-1	DNP	0-1-0	2-2-0	16-9-2	2-2-0	25-7-3	9-4-2	DNP
at Duke	01/13/2024	79-84	L	3-1-1	17-2-5	8-4-0	DNP	8-0-1	0-0-0	16-5-1	2-5-2	16-11-4	9-4-2	DNP
at Clemson	01/16/2024	93-90	Wot2	18-1-2	20-0-6	6-0-0	DNP	0-4-1	0-1-0	11-10-1	9-8-2	14-6-1	15-0-0	DNP
Virginia	01/20/2024	66-75	L	8-4-0	15-1-9	5-2-0	DNP	3-1-1	0-0-0	15-5-0	6-4-1	8-5-1	6-3-0	0-1-0
Pittsburgh	01/23/2024	64-72	L	14-2-3	10-1-4	3-1-0	DNP	4-1-0	DNP	17-8-0	1-5-0	0-2-2	15-5-0	0-5-0
at Virginia Tech	01/27/2024	67-91	L	9-3-3	7-2-8	3-4-0	6-1-1	0-0-0	DNP	16-9-0	8-3-0	11-3-1	6-0-1	0-0-0
North Carolina	01/30/2024	74-73	W	18-2-4	16-4-4	3-4-0	0-1-0	6-8-1	0-2-0	2-0-1	9-8-0	15-5-0	2-4-0	3-0-0
at NC State	02/03/2024	76-82	L	9-2-2	18-4-5	0-2-0	DNP	7-4-0	0-1-0	5-7-0	5-8-0	20-10-2	12-3-1	DNP
Wake Forest	02/06/2024	51-80	L	3-1-0	12-5-7	0-0-0	0-0-0	8-5-0	0-1-0	14-6-0	4-2-0	0-5-1	3-5-3	2-0-0
at Louisville	02/10/2024	67-79	L	7-0-3	2-0-0	DNP	8-2-1	1-5-3	DNP	2-8-0	5-9-0	36-7-2	0-3-0	6-2-1

Opponent	Date	Score		24	33	35
				ABRAM,AMAR	SAN MIGUEL	NICHOLS,EM
Ga. Southern	11/06/2023	84-62	W	5-2-2	DNP	DNP
Howard	11/09/2023	88-85	W	6-4-3	DNP	DNP
UMass Lowell	11/14/2023	71-74	L	7-2-1	DNP	DNP
at Cincinnati	11/22/2023	54-89	L	2-4-1	DNP	0-1-0
Mississippi St.	11/28/2023	67-59	W	DNP	DNP	DNP
Duke	12/02/2023	72-68	W	DNP	DNP	DNP
at Georgia	12/05/2023	62-76	L	DNP	DNP	DNP
Alabama A&M	12/09/2023	70-49	W	8-4-0	0-1-0	0-3-0
vs Penn St.	12/16/2023	82-81	Wot	0-0-2	DNP	DNP
vs Massachusetts	12/21/2023	73-70	W	DNP	DNP	DNP
at Hawaii	12/22/2023	73-68	W	DNP	DNP	DNP
vs Nevada	12/24/2023	64-72	L	DNP	DNP	DNP
at Florida St.	01/03/2024	71-82	L	DNP	DNP	DNP
Boston College	01/06/2024	87-95	L	DNP	DNP	DNP
Notre Dame	01/09/2024	68-75	Lot	DNP	DNP	DNP
at Duke	01/13/2024	79-84	L	0-1-1	DNP	DNP
at Clemson	01/16/2024	93-90	Wot2	DNP	DNP	DNP
Virginia	01/20/2024	66-75	L	DNP	DNP	DNP
Pittsburgh	01/23/2024	64-72	L	DNP	DNP	DNP
at Virginia Tech	01/27/2024	67-91	L	1-0-0	DNP	DNP
North Carolina	01/30/2024	74-73	W	0-0-0	DNP	DNP
at NC State	02/03/2024	76-82	L	DNP	DNP	DNP
Wake Forest	02/06/2024	51-80	L	5-0-1	DNP	DNP
at Louisville	02/10/2024	67-79	L	DNP	DNP	DNP

# 2023-24 SEASON STATISTICS - TEAM GAME-BY-GAME

Opponent	Date	Score	W	Total		3-Pointers		Free throws		Rebounds				Other Stats						
				FG-FGA	PCT	3FG-3FGA	PCT	FT-FTA	PCT	OFF	DEF	TOT	AVG	PF	A	TO	BLK	STL	PTS	AVG
Ga. Southern	11/06/2023	84-62	W	27-60	.450	13-29	.448	17-27	.630	15	22	37	37.0	16	17	13	4	10	84	84.0
Howard	11/09/2023	88-85	W	34-77	.442	4-18	.222	16-27	.593	22	21	43	40.0	19	12	7	3	6	88	86.0
UMass Lowell	11/14/2023	71-74	L	26-70	.371	6-30	.200	13-23	.565	18	26	44	41.3	22	11	11	6	5	71	81.0
at Cincinnati	11/22/2023	54-89	L	17-49	.347	5-17	.294	15-19	.789	7	25	32	39.0	16	8	19	10	4	54	74.3
Mississippi St.	11/28/2023	67-59	W	21-61	.344	8-27	.296	17-23	.739	12	33	45	40.2	20	8	12	5	7	67	72.8
Duke	12/02/2023	72-68	W	27-53	.509	7-23	.304	11-13	.846	6	27	33	39.0	12	19	12	8	1	72	72.7
at Georgia	12/05/2023	62-76	L	24-75	.320	8-27	.296	6-13	.462	17	26	43	39.6	18	15	8	5	7	62	71.1
Alabama A&M	12/09/2023	70-49	W	24-56	.429	8-28	.286	14-22	.636	19	36	55	41.5	14	15	20	2	3	70	71.0
vs Penn St.	12/16/2023	82-81	Wot	32-71	.451	5-22	.227	13-19	.684	20	34	54	42.9	16	25	17	5	3	82	72.2
vs Massachusetts	12/21/2023	73-70	W	25-51	.490	5-17	.294	18-21	.857	10	32	42	42.8	16	7	21	5	6	73	72.3
at Hawaii	12/22/2023	73-68	W	29-63	.460	5-17	.294	10-15	.667	15	31	46	43.1	17	11	9	4	2	73	72.4
vs Nevada	12/24/2023	64-72	L	22-57	.386	6-26	.231	14-21	.667	10	21	31	42.1	16	9	9	1	4	64	71.7
at Florida St.	01/03/2024	71-82	L	25-59	.424	7-26	.269	14-26	.538	9	22	31	41.2	18	11	10	2	4	71	71.6
Boston College	01/06/2024	87-95	L	32-59	.542	10-23	.435	13-19	.684	11	25	36	40.9	15	16	11	2	3	87	72.7
Notre Dame	01/09/2024	68-75	Lot	27-72	.375	11-35	.314	3-7	.429	10	23	33	40.3	16	20	10	2	10	68	72.4
at Duke	01/13/2024	79-84	L	30-55	.545	11-20	.550	8-12	.667	5	29	34	39.9	21	17	14	8	3	79	72.8
at Clemson	01/16/2024	93-90	Wot2	31-62	.500	15-35	.429	16-20	.800	9	24	33	39.5	22	13	12	4	5	93	74.0
Virginia	01/20/2024	66-75	L	23-51	.451	9-27	.333	11-15	.733	8	21	29	38.9	13	12	13	2	4	66	73.6
Pittsburgh	01/23/2024	64-72	L	22-56	.393	8-25	.320	12-16	.750	12	19	31	38.5	16	9	9	5	5	64	73.1
at Virginia Tech	01/27/2024	67-91	L	25-66	.379	8-22	.364	9-14	.643	13	18	31	38.2	16	14	5	5	2	67	72.8
North Carolina	01/30/2024	74-73	W	25-61	.410	9-20	.450	15-17	.882	10	31	41	38.3	17	10	14	8	4	74	72.8
at NC State	02/03/2024	76-82	L	24-58	.414	11-27	.407	17-25	.680	11	36	47	38.7	23	10	12	4	2	76	73.0
Wake Forest	02/06/2024	51-80	L	17-60	.283	3-24	.125	14-19	.737	5	26	31	38.3	16	12	11	2	3	51	72.0
at Louisville	02/10/2024	67-79	L	22-63	.349	9-25	.360	14-18	.778	14	22	36	38.3	28	10	15	1	8	67	71.8
<b>Total</b>		<b>1723</b>		<b>611-1465</b>	<b>.417</b>	<b>191-590</b>	<b>.324</b>	<b>310-451</b>	<b>.687</b>	<b>288</b>	<b>630</b>	<b>918</b>	<b>38.3</b>	<b>423</b>	<b>311</b>	<b>294</b>	<b>103</b>	<b>111</b>	<b>1723</b>	<b>71.8</b>
Opponents		1831		637-1497	.426	183-577	.317	374-508	.736	276	610	886	36.9	406	317	226	81	162	1831	76.3

## Georgia Tech Averages

Games Played	Points/game	FG Pct	3FG Pct	FT Pct	Rebounds/game	Assists/game	Turnovers/game	Assist/Turnover ratio	Steals/game	Blocks/game
24	71.8	41.7	32.4	68.7	38.3	13.0	12.3	1.1	4.6	4.3



# 2023-24 SEASON STATISTICS - OPPONENT GAME-BY-GAME

Opponent	Date	Score	W	Total		3-Pointers		Free throws		Rebounds											
				FG-FGA	PCT	3FG-3FGA	PCT	FT-FTA	PCT	OFF	DEF	TOT	AVG	PF	A	TO	BLK	STL	PTS	AVG	
Ga. Southern	11/06/2023	84-62	W	23-57	.404	6-22	.273	10-13	.769	11	22	33	33.0	23	6	18	2	5	62	62.0	
Howard	11/09/2023	88-85	W	30-60	.500	6-21	.286	19-28	.679	11	26	37	35.0	19	11	14	6	5	85	73.5	
UMass Lowell	11/14/2023	71-74	L	28-67	.418	2-15	.133	16-19	.842	13	29	42	37.3	19	12	10	6	7	74	73.7	
at Cincinnati	11/22/2023	54-89	L	29-62	.468	14-35	.400	17-24	.708	8	26	34	36.5	15	17	6	4	7	89	77.5	
Mississippi St.	11/28/2023	67-59	W	20-65	.308	7-30	.233	12-16	.750	14	29	43	37.8	19	5	13	2	8	59	73.8	
Duke	12/02/2023	72-68	W	26-62	.419	4-16	.250	12-20	.600	13	20	33	37.0	15	12	6	6	8	68	72.8	
at Georgia	12/05/2023	62-76	L	26-65	.400	10-33	.303	14-21	.667	13	37	50	38.9	14	14	9	4	4	76	73.3	
Alabama A&M	12/09/2023	70-49	W	16-58	.276	2-20	.100	15-20	.750	9	19	28	37.5	20	4	7	4	12	49	70.3	
vs Penn St.	12/16/2023	82-81	Wot	29-74	.392	12-33	.364	11-17	.647	14	18	32	36.9	18	15	6	3	13	81	71.4	
vs Massachusetts	12/21/2023	73-70	W	26-67	.388	10-31	.323	8-19	.421	15	18	33	36.5	20	11	11	3	16	70	71.3	
at Hawaii	12/22/2023	73-68	W	22-58	.379	6-26	.231	18-25	.720	7	21	28	35.7	16	12	4	2	4	68	71.0	
vs Nevada	12/24/2023	64-72	L	26-53	.491	7-22	.318	13-20	.650	8	26	34	35.6	18	9	12	5	4	72	71.1	
at Florida St.	01/03/2024	71-82	L	31-60	.517	7-17	.412	13-17	.765	9	29	38	35.8	21	12	13	1	7	82	71.9	
Boston College	01/06/2024	87-95	L	35-63	.556	12-23	.522	13-18	.722	5	19	24	34.9	18	21	5	3	4	95	73.6	
Notre Dame	01/09/2024	68-75	Lot	24-61	.393	8-24	.333	19-21	.905	13	35	48	35.8	12	11	16	1	5	75	73.7	
at Duke	01/13/2024	79-84	L	27-63	.429	10-21	.476	20-28	.714	11	21	32	35.6	15	16	4	4	6	84	74.3	
at Clemson	01/16/2024	93-90	Wot2	29-70	.414	3-21	.143	29-38	.763	22	23	45	36.1	15	13	10	4	5	90	75.2	
Virginia	01/20/2024	66-75	L	29-58	.500	11-23	.478	6-11	.545	9	20	29	35.7	14	19	9	3	4	75	75.2	
Pittsburgh	01/23/2024	64-72	L	24-50	.480	8-19	.421	16-21	.762	9	24	33	35.6	14	13	11	4	6	72	75.1	
at Virginia Tech	01/27/2024	67-91	L	32-58	.552	12-27	.444	15-17	.882	8	29	37	35.7	17	23	7	3	2	91	75.9	
North Carolina	01/30/2024	74-73	W	28-77	.364	8-28	.286	9-17	.529	22	26	48	36.2	16	17	11	0	8	73	75.7	
at NC State	02/03/2024	76-82	L	26-69	.377	9-31	.290	21-27	.778	13	29	42	36.5	18	14	4	2	9	82	76.0	
Wake Forest	02/06/2024	51-80	L	29-63	.460	5-21	.238	17-17	1.000	6	36	42	36.7	14	17	8	5	8	80	76.2	
at Louisville	02/10/2024	67-79	L	22-57	.386	4-18	.222	31-34	.912	13	28	41	36.9	16	13	12	4	5	79	76.3	
<b>Total</b>		<b>1831</b>		<b>637-1497</b>	<b>.426</b>	<b>183-577</b>	<b>.317</b>	<b>374-508</b>	<b>.736</b>	<b>276</b>	<b>610</b>	<b>886</b>	<b>36.9</b>	<b>406</b>	<b>317</b>	<b>226</b>	<b>81</b>	<b>162</b>	<b>1831</b>	<b>76.3</b>	
Georgia Tech		1723		611-1465	.417	191-590	.324	310-451	.687	288	630	918	38.3	423	311	294	103	111	1723	71.8	

## Opponents Averages

Games Played	Points/game	FG Pct	3FG Pct	FT Pct	Rebounds/game	Assists/game	Turnovers/game	Assist/Turnover ratio	Steals/game	Blocks/game
24	76.3	42.6	31.7	73.6	36.9	13.2	9.4	1.4	6.8	3.4

# 2023-24 SEASON STATISTICS - INDIVIDUAL GAME-BY-GAME

## #1 STURDIVANT, Kyle

Opponent	Date	GS	MIN	Total		3-Pointers		Free throws		Rebounds				PF	A	TO	BLK	STL	PTS	AVG
				FG-FGA	PCT	3FG-3FGA	PCT	FT-FTA	PCT	OFF	DEF	TOT	AVG							
Ga. Southern	11/06/2023		27:43	3-5	.600	2-3	.667	0-0	.000	0	4	4	4.0	2	6	1	0	1	8	8.0
Howard	11/09/2023		22:08	5-12	.417	0-1	.000	1-1	1.000	1	1	2	3.0	3	2	0	0	0	11	9.5
UMass Lowell	11/14/2023		26:12	6-13	.462	0-4	.000	0-1	.000	0	0	0	2.0	3	5	3	0	0	12	10.3
at Cincinnati	11/22/2023		11:41	0-3	.000	0-0	.000	2-2	1.000	0	1	1	1.8	1	4	0	0	0	2	8.3
Mississippi St.	11/28/2023		12:08	4-7	.571	1-2	.500	3-4	.750	1	2	3	2.0	3	0	3	0	2	12	9.0
Duke	12/02/2023		13:44	1-4	.250	0-2	.000	4-4	1.000	0	0	0	1.7	0	4	2	0	0	6	8.5
at Georgia	12/05/2023		13:24	1-4	.250	1-1	1.000	0-0	.000	0	0	0	1.4	2	3	0	0	1	3	7.7
Alabama A&M	12/09/2023		14:45	0-1	.000	0-1	.000	3-4	.750	0	4	4	1.8	2	2	2	0	0	3	7.1
vs Penn St.	12/16/2023		14:09	4-6	.667	0-0	.000	0-0	.000	0	2	2	1.8	1	3	5	0	0	8	7.2
vs Massachusetts	12/21/2023		26:56	6-10	.600	1-3	.333	8-8	1.000	1	2	3	1.9	0	0	2	0	3	21	8.6
at Hawaii	12/22/2023		16:12	2-7	.286	1-1	1.000	0-0	.000	0	3	3	2.0	0	5	2	0	0	5	8.3
vs Nevada	12/24/2023		15:09	2-5	.400	1-3	.333	0-0	.000	0	1	1	1.9	0	1	1	0	0	5	8.0
at Florida St.	01/03/2024		26:49	1-5	.200	0-2	.000	3-4	.750	0	1	1	1.8	2	5	0	0	0	5	7.8
Boston College	01/06/2024		23:33	3-5	.600	2-4	.500	3-4	.750	1	9	10	2.4	0	9	2	0	0	11	8.0
Notre Dame	01/09/2024		16:51	0-3	.000	0-2	.000	0-0	.000	0	1	1	2.3	3	1	1	0	1	0	7.5
at Duke	01/13/2024		08:16	1-2	.500	1-1	1.000	0-0	.000	0	1	1	2.3	1	1	1	0	0	3	7.2
at Clemson	01/16/2024		22:33	5-10	.500	3-8	.375	5-5	1.000	0	1	1	2.2	1	2	1	0	1	18	7.8
Virginia	01/20/2024		23:37	3-9	.333	2-6	.333	0-0	.000	1	3	4	2.3	2	0	0	0	1	8	7.8
Pittsburgh	01/23/2024		25:18	5-10	.500	2-3	.667	2-2	1.000	1	1	2	2.3	2	3	0	0	2	14	8.2
at Virginia Tech	01/27/2024		17:48	3-10	.300	1-4	.250	2-2	1.000	1	2	3	2.3	2	3	1	0	1	9	8.2
North Carolina	01/30/2024		22:14	6-10	.600	4-4	1.000	2-2	1.000	0	2	2	2.3	0	4	3	1	0	18	8.7
at NC State	02/03/2024		27:10	3-9	.333	0-3	.000	3-4	.750	0	2	2	2.3	2	2	1	0	0	9	8.7
Wake Forest	02/06/2024		17:45	1-4	.250	1-3	.333	0-0	.000	0	1	1	2.2	1	0	0	0	0	3	8.4
at Louisville	02/10/2024		18:20	2-5	.400	1-3	.333	2-2	1.000	0	0	0	2.1	4	3	1	0	2	7	8.4
<b>Totals</b>		<b>0</b>	<b>464:24</b>	<b>67-159</b>	<b>.421</b>	<b>24-64</b>	<b>.375</b>	<b>43-49</b>	<b>.878</b>	<b>7</b>	<b>44</b>	<b>51</b>	<b>2.1</b>	<b>37</b>	<b>68</b>	<b>32</b>	<b>1</b>	<b>15</b>	<b>201</b>	<b>8.4</b>

## Player Averages

Games Played	Minutes/game	Points/game	FG Pct	3FG Pct	FT Pct	Rebounds/game	Assists/game	Turnovers/game	Assist/Turnover ratio	Steals/game	Blocks/game
24	19.4	8.4	42.1	37.5	87.8	2.1	2.8	1.3	2.1	0.6	0.0

# 2023-24 SEASON STATISTICS - INDIVIDUAL GAME-BY-GAME

## #2 GEORGE, Naithan

Opponent	Date	GS	MIN	Total		3-Pointers		Free throws		Rebounds				PF	A	TO	BLK	STL	PTS	AVG
				FG-FGA	PCT	3FG-3FGA	PCT	FT-FTA	PCT	OFF	DEF	TOT	AVG							
at Cincinnati	11/22/2023		15:04	3-6	.500	2-3	.667	0-0	.000	0	1	1	1.0	1	0	3	0	0	8	8.0
Mississippi St.	11/28/2023	*	31:46	4-10	.400	0-3	.000	3-5	.600	1	3	4	2.5	2	1	3	1	0	11	9.5
Duke	12/02/2023	*	28:13	1-6	.167	0-4	.000	0-1	.000	0	1	1	2.0	2	9	3	0	0	2	7.0
at Georgia	12/05/2023	*	26:36	2-9	.222	1-5	.200	0-0	.000	0	5	5	2.8	3	1	0	0	0	5	6.5
Alabama A&M	12/09/2023	*	24:52	1-3	.333	0-2	.000	0-0	.000	2	1	3	2.8	1	8	2	0	1	2	5.6
vs Penn St.	12/16/2023	*	33:15	4-6	.667	0-0	.000	0-0	.000	0	1	1	2.5	1	8	3	0	0	8	6.0
vs Massachusetts	12/21/2023	*	20:59	3-3	1.000	1-1	1.000	2-2	1.000	0	2	2	2.4	3	5	3	0	0	9	6.4
at Hawaii	12/22/2023	*	31:40	4-12	.333	2-6	.333	4-6	.667	1	1	2	2.4	2	3	1	0	0	14	7.4
vs Nevada	12/24/2023	*	32:44	3-9	.333	0-3	.000	3-6	.500	0	1	1	2.2	0	2	0	0	2	9	7.6
at Florida St.	01/03/2024	*	25:42	2-8	.250	0-4	.000	3-5	.600	1	3	4	2.4	1	3	1	0	1	7	7.5
Boston College	01/06/2024	*	16:27	2-5	.400	0-1	.000	0-0	.000	0	0	0	2.2	1	4	1	0	0	4	7.2
Notre Dame	01/09/2024	*	30:52	4-9	.444	1-5	.200	0-1	.000	0	2	2	2.2	1	11	3	0	2	9	7.3
at Duke	01/13/2024	*	32:41	6-11	.545	3-6	.500	2-5	.400	0	2	2	2.2	2	5	1	0	0	17	8.1
at Clemson	01/16/2024	*	36:46	8-13	.615	4-7	.571	0-0	.000	0	0	0	2.0	1	6	1	1	1	20	8.9
Virginia	01/20/2024	*	33:09	4-8	.500	1-4	.250	6-6	1.000	0	1	1	1.9	3	9	3	0	0	15	9.3
Pittsburgh	01/23/2024	*	37:52	3-10	.300	2-7	.286	2-2	1.000	1	0	1	1.9	2	4	1	1	0	10	9.4
at Virginia Tech	01/27/2024	*	32:13	3-10	.300	1-2	.500	0-0	.000	2	0	2	1.9	1	8	1	0	0	7	9.2
North Carolina	01/30/2024	*	30:07	4-10	.400	0-3	.000	8-10	.800	1	3	4	2.0	4	4	2	0	1	16	9.6
at NC State	02/03/2024	*	34:20	5-12	.417	3-5	.600	5-6	.833	0	4	4	2.1	1	5	2	0	1	18	10.1
Wake Forest	02/06/2024	*	32:45	4-13	.308	1-5	.200	3-3	1.000	0	5	5	2.3	2	7	3	0	0	12	10.2
at Louisville	02/10/2024	*	25:27	1-6	.167	0-2	.000	0-1	.000	0	0	0	2.1	2	0	3	0	0	2	9.8
<b>Totals</b>		<b>20</b>	<b>613:31</b>	<b>71-179</b>	<b>.397</b>	<b>22-78</b>	<b>.282</b>	<b>41-59</b>	<b>.695</b>	<b>9</b>	<b>36</b>	<b>45</b>	<b>2.1</b>	<b>36</b>	<b>103</b>	<b>40</b>	<b>3</b>	<b>9</b>	<b>205</b>	<b>9.8</b>

## Player Averages

Games Played	Minutes/game	Points/game	FG Pct	3FG Pct	FT Pct	Rebounds/game	Assists/game	Turnovers/game	Assist/Turnover ratio	Steals/game	Blocks/game
21	29.2	9.8	39.7	28.2	69.5	2.1	4.9	1.9	2.6	0.4	0.1

# 2023-24 SEASON STATISTICS - INDIVIDUAL GAME-BY-GAME

## #3 COLEMAN, Dallon "Deebo"

Opponent	Date	GS	MIN	Total		3-Pointers		Free throws		Rebounds				PF	A	TO	BLK	STL	PTS	AVG
				FG-FGA	PCT	3FG-3FGA	PCT	FT-FTA	PCT	OFF	DEF	TOT	AVG							
Ga. Southern	11/06/2023		25:49	5-7	.714	3-5	.600	4-7	.571	0	0	0	0.0	2	0	0	0	0	17	17.0
Howard	11/09/2023		28:16	3-5	.600	1-2	.500	0-1	.000	1	3	4	2.0	3	0	0	0	1	7	12.0
UMass Lowell	11/14/2023		31:32	7-12	.583	5-9	.556	5-7	.714	2	3	5	3.0	2	1	0	1	1	24	16.0
at Cincinnati	11/22/2023		13:17	0-2	.000	0-2	.000	0-0	.000	0	1	1	2.5	2	0	1	0	1	0	12.0
Mississippi St.	11/28/2023		28:10	2-7	.286	2-7	.286	0-0	.000	1	3	4	2.8	1	2	0	0	0	6	10.8
Duke	12/02/2023		20:57	2-4	.500	0-1	.000	1-1	1.000	0	3	3	2.8	1	1	0	1	0	5	9.8
at Georgia	12/05/2023		27:53	3-12	.250	2-6	.333	0-0	.000	2	2	4	3.0	2	2	0	0	1	8	9.6
Alabama A&M	12/09/2023		16:04	0-5	.000	0-4	.000	0-0	.000	1	0	1	2.8	1	1	1	1	0	0	8.4
vs Penn St.	12/16/2023		23:59	2-4	.500	1-3	.333	0-0	.000	3	2	5	3.0	3	3	0	1	0	5	8.0
vs Massachusetts	12/21/2023		24:49	4-8	.500	2-4	.500	2-2	1.000	1	1	2	2.9	1	0	3	0	1	12	8.4
at Hawaii	12/22/2023		15:05	0-4	.000	0-3	.000	0-1	.000	1	3	4	3.0	2	0	0	0	0	0	7.6
vs Nevada	12/24/2023		25:51	3-6	.500	2-4	.500	0-0	.000	0	3	3	3.0	3	1	1	0	0	8	7.7
at Florida St.	01/03/2024		18:04	3-5	.600	1-3	.333	0-0	.000	0	2	2	2.9	1	0	0	0	1	7	7.6
Boston College	01/06/2024		28:18	3-7	.429	1-4	.250	3-4	.750	1	0	1	2.8	2	1	0	0	1	10	7.8
Notre Dame	01/09/2024		33:47	2-8	.250	1-5	.200	0-0	.000	3	0	3	2.8	2	1	0	1	2	5	7.6
at Duke	01/13/2024		20:59	3-4	.750	2-3	.667	0-0	.000	1	3	4	2.9	3	0	1	0	1	8	7.6
at Clemson	01/16/2024		12:03	2-3	.667	2-3	.667	0-0	.000	0	0	0	2.7	2	0	0	0	0	6	7.5
Virginia	01/20/2024		12:58	2-5	.400	1-2	.500	0-2	.000	1	1	2	2.7	0	0	1	0	0	5	7.4
Pittsburgh	01/23/2024		11:50	1-5	.200	1-4	.250	0-0	.000	0	1	1	2.6	3	0	0	0	0	3	7.2
at Virginia Tech	01/27/2024		10:52	1-4	.250	1-3	.333	0-0	.000	0	4	4	2.7	2	0	0	0	0	3	7.0
North Carolina	01/30/2024		11:24	1-3	.333	1-1	1.000	0-0	.000	1	3	4	2.7	0	0	0	0	0	3	6.8
at NC State	02/03/2024		14:20	0-3	.000	0-2	.000	0-0	.000	1	1	2	2.7	1	0	0	0	0	0	6.5
Wake Forest	02/06/2024		06:21	0-0	.000	0-0	.000	0-0	.000	0	0	0	2.6	2	0	0	0	1	0	6.2
<b>Totals</b>		<b>0</b>	<b>462:36</b>	<b>49-123</b>	<b>.398</b>	<b>29-80</b>	<b>.363</b>	<b>15-25</b>	<b>.600</b>	<b>20</b>	<b>39</b>	<b>59</b>	<b>2.6</b>	<b>41</b>	<b>13</b>	<b>8</b>	<b>5</b>	<b>11</b>	<b>142</b>	<b>6.2</b>

## Player Averages

Games Played	Minutes/ game	Points/ game	FG Pct	3FG Pct	FT Pct	Rebounds/ game	Assists/ game	Turnovers/ game	Assist/Turnover ratio	Steals/ game	Blocks/ game
23	20.1	6.2	39.8	36.3	60.0	2.6	0.6	0.3	1.6	0.5	0.2



# 2023-24 SEASON STATISTICS - INDIVIDUAL GAME-BY-GAME

## #5 GAPARE, Tafara

Opponent	Date	GS	MIN	Total		3-Pointers		Free throws		Rebounds				PF	A	TO	BLK	STL	PTS	AVG	
				FG-FGA	PCT	3FG-3FGA	PCT	FT-FTA	PCT	OFF	DEF	TOT	AVG								
Ga. Southern	11/06/2023	*	15:55	1-6	.167	0-1	.000	0-0	.000	1	0	1	1.0	2	0	1	3	1	2	2.0	
Howard	11/09/2023	*	09:37	0-2	.000	0-2	.000	0-0	.000	0	2	2	1.5	3	0	1	0	1	0	1.0	
UMass Lowell	11/14/2023	*	13:32	0-1	.000	0-1	.000	0-0	.000	1	2	3	2.0	3	1	2	1	0	0	0.7	
at Georgia	12/05/2023		17:40	3-5	.600	0-1	.000	1-3	.333	1	1	2	2.0	3	0	0	2	0	7	2.3	
Alabama A&M	12/09/2023		15:30	3-5	.600	1-1	1.000	1-2	.500	1	2	3	2.2	1	1	1	0	2	8	3.4	
vs Penn St.	12/16/2023		28:36	7-16	.438	3-6	.500	3-4	.750	2	4	6	2.8	2	0	1	1	0	20	6.2	
vs Massachusetts	12/21/2023		06:00	0-1	.000	0-0	.000	0-0	.000	0	0	0	2.4	0	1	0	2	0	0	5.3	
at Hawaii	12/22/2023	*	29:01	4-8	.500	0-2	.000	1-2	.500	3	4	7	3.0	4	0	1	4	0	9	5.8	
vs Nevada	12/24/2023	*	18:37	0-4	.000	0-2	.000	0-0	.000	0	2	2	2.9	1	0	0	0	0	0	5.1	
at Florida St.	01/03/2024		15:09	1-3	.333	0-2	.000	0-2	.000	0	0	0	2.6	0	1	1	0	0	2	4.8	
Boston College	01/06/2024		13:22	2-4	.500	0-1	.000	4-4	1.000	0	1	1	2.5	0	0	0	0	1	8	5.1	
Notre Dame	01/09/2024		08:01	0-2	.000	0-1	.000	0-0	.000	0	1	1	2.3	0	0	0	0	0	0	4.7	
at Duke	01/13/2024	*	17:44	3-4	.750	2-2	1.000	0-0	.000	0	0	0	2.2	4	1	2	3	0	8	4.9	
at Clemson	01/16/2024		08:55	0-4	.000	0-4	.000	0-0	.000	1	3	4	2.3	2	1	0	1	0	0	4.6	
Virginia	01/20/2024		09:28	1-2	.500	1-2	.500	0-0	.000	0	1	1	2.2	0	1	0	0	0	3	4.5	
Pittsburgh	01/23/2024		15:27	1-5	.200	1-3	.333	1-2	.500	0	1	1	2.1	1	0	1	0	0	4	4.4	
at Virginia Tech	01/27/2024		11:05	0-2	.000	0-1	.000	0-0	.000	0	0	0	2.0	0	0	0	0	0	0	4.2	
North Carolina	01/30/2024		24:54	2-5	.400	0-1	.000	2-2	1.000	0	8	8	2.3	1	1	1	3	1	6	4.3	
at NC State	02/03/2024		21:08	2-6	.333	0-3	.000	3-6	.500	1	3	4	2.4	5	0	2	3	1	7	4.4	
Wake Forest	02/06/2024		24:00	2-9	.222	0-3	.000	4-4	1.000	1	4	5	2.6	3	0	0	0	0	8	4.6	
at Louisville	02/10/2024	*	24:34	0-7	.000	0-4	.000	1-2	.500	2	3	5	2.7	3	3	2	1	2	1	4.4	
<b>Totals</b>			<b>7</b>	<b>348:14</b>	<b>32-101</b>	<b>.317</b>	<b>8-43</b>	<b>.186</b>	<b>21-33</b>	<b>.636</b>	<b>14</b>	<b>42</b>	<b>56</b>	<b>2.7</b>	<b>38</b>	<b>11</b>	<b>16</b>	<b>24</b>	<b>9</b>	<b>93</b>	<b>4.4</b>

## Player Averages

Games Played	Minutes/game	Points/game	FG Pct	3FG Pct	FT Pct	Rebounds/game	Assists/game	Turnovers/game	Assist/Turnover ratio	Steals/game	Blocks/game
21	16.6	4.4	31.7	18.6	63.6	2.7	0.5	0.8	0.7	0.4	1.1

# 2023-24 SEASON STATISTICS - INDIVIDUAL GAME-BY-GAME

## #10 DOWUONA, Ebenezer

Opponent	Date	GS	MIN	Total		3-Pointers		Free throws		Rebounds				PF	A	TO	BLK	STL	PTS	AVG
				FG-FGA	PCT	3FG-3FGA	PCT	FT-FTA	PCT	OFF	DEF	TOT	AVG							
Ga. Southern	11/06/2023		08:22	1-2	.500	0-0	.000	0-1	.000	3	1	4	4.0	3	0	0	0	0	2	2.0
Howard	11/09/2023		05:54	1-1	1.000	0-0	.000	0-0	.000	1	0	1	2.5	1	0	1	1	0	2	2.0
UMass Lowell	11/14/2023		02:30	1-1	1.000	0-0	.000	0-0	.000	0	1	1	2.0	0	0	1	0	0	2	2.0
at Cincinnati	11/22/2023		17:32	0-0	.000	0-0	.000	0-0	.000	0	0	0	1.5	2	1	0	1	0	0	1.5
Mississippi St.	11/28/2023	*	18:16	1-1	1.000	0-0	.000	0-0	.000	1	1	2	1.6	2	0	1	1	1	2	1.6
Duke	12/02/2023	*	20:44	1-1	1.000	0-0	.000	0-0	.000	1	2	3	1.8	3	0	1	1	0	2	1.7
at Georgia	12/05/2023	*	08:02	0-1	.000	0-0	.000	0-0	.000	1	0	1	1.7	0	0	1	0	0	0	1.4
Alabama A&M	12/09/2023	*	08:15	1-1	1.000	0-0	.000	0-1	.000	1	0	1	1.6	0	0	0	0	0	2	1.5
vs Penn St.	12/16/2023	*	10:22	1-4	.250	0-0	.000	0-0	.000	2	1	3	1.8	1	1	1	0	0	2	1.6
vs Massachusetts	12/21/2023	*	06:02	0-0	.000	0-0	.000	0-0	.000	0	0	0	1.6	1	0	0	0	0	0	1.4
Boston College	01/06/2024	*	12:18	1-3	.333	0-0	.000	0-0	.000	1	1	2	1.6	1	0	0	0	0	2	1.5
Notre Dame	01/09/2024	*	06:43	1-2	.500	0-0	.000	0-0	.000	2	0	2	1.7	1	0	0	0	0	2	1.5
at Duke	01/13/2024		05:13	0-1	.000	0-0	.000	0-0	.000	0	0	0	1.5	1	0	1	0	0	0	1.4
at Clemson	01/16/2024	*	06:07	0-0	.000	0-0	.000	0-0	.000	0	1	1	1.5	1	0	0	0	0	0	1.3
Virginia	01/20/2024	*	07:12	0-0	.000	0-0	.000	0-0	.000	0	0	0	1.4	0	0	0	0	0	0	1.2
North Carolina	01/30/2024	*	17:03	0-2	.000	0-0	.000	0-0	.000	0	2	2	1.4	4	0	1	1	0	0	1.1
at NC State	02/03/2024	*	07:15	0-1	.000	0-0	.000	0-0	.000	1	0	1	1.4	2	0	0	0	0	0	1.1
Wake Forest	02/06/2024	*	05:06	0-0	.000	0-0	.000	0-0	.000	0	1	1	1.4	0	0	0	0	0	0	1.0
<b>Totals</b>		<b>13</b>	<b>172:56</b>	<b>9-21</b>	<b>.429</b>	<b>0-0</b>	<b>.000</b>	<b>0-2</b>	<b>.000</b>	<b>14</b>	<b>11</b>	<b>25</b>	<b>1.4</b>	<b>23</b>	<b>2</b>	<b>8</b>	<b>5</b>	<b>1</b>	<b>18</b>	<b>1.0</b>

## Player Averages

Games Played	Minutes/game	Points/game	FG Pct	3FG Pct	FT Pct	Rebounds/game	Assists/game	Turnovers/game	Assist/Turnover ratio	Steals/game	Blocks/game
18	9.6	1.0	42.9	0.0	0.0	1.4	0.1	0.4	0.3	0.1	0.3



# 2023-24 SEASON STATISTICS - INDIVIDUAL GAME-BY-GAME

## #11 NDONGO, Baye

Opponent	Date	GS	MIN	Total		3-Pointers		Free throws		Rebounds				PF	A	TO	BLK	STL	PTS	AVG	
				FG-FGA	PCT	3FG-3FGA	PCT	FT-FTA	PCT	OFF	DEF	TOT	AVG								
at Cincinnati	11/22/2023	*	24:02	3-7	.429	0-0	.000	2-5	.400	3	5	8	8.0	0	0	7	3	1	8	8.0	
Mississippi St.	11/28/2023	*	18:19	1-7	.143	0-1	.000	0-0	.000	3	3	6	7.0	3	3	1	1	2	2	5.0	
Duke	12/02/2023	*	26:33	9-11	.818	1-2	.500	2-3	.667	0	5	5	6.3	2	2	1	4	1	21	10.3	
at Georgia	12/05/2023	*	24:20	4-12	.333	0-0	.000	0-0	.000	5	6	11	7.5	3	3	4	3	3	8	9.8	
Alabama A&M	12/09/2023	*	17:26	1-4	.250	0-0	.000	0-0	.000	2	3	5	7.0	2	0	3	0	0	2	8.2	
vs Penn St.	12/16/2023	*	34:58	5-7	.714	0-0	.000	2-3	.667	4	15	19	9.0	3	1	0	1	0	12	8.8	
vs Massachusetts	12/21/2023	*	29:32	6-6	1.000	0-0	.000	0-1	.000	3	5	8	8.9	3	0	5	2	0	12	9.3	
at Hawaii	12/22/2023	*	29:39	10-12	.833	0-1	.000	2-2	1.000	6	6	12	9.3	5	0	0	0	1	22	10.9	
vs Nevada	12/24/2023	*	26:44	7-8	.875	0-0	.000	6-6	1.000	2	6	8	9.1	4	1	1	1	1	20	11.9	
at Florida St.	01/03/2024	*	33:52	3-5	.600	0-1	.000	4-8	.500	3	6	9	9.1	4	0	3	1	1	10	11.7	
Boston College	01/06/2024	*	30:45	8-14	.571	1-1	1.000	1-5	.200	2	8	10	9.2	5	1	2	0	0	18	12.3	
Notre Dame	01/09/2024	*	41:57	7-15	.467	1-2	.500	1-2	.500	2	7	9	9.2	1	2	3	0	2	16	12.6	
at Duke	01/13/2024	*	24:59	8-11	.727	0-0	.000	0-0	.000	1	4	5	8.8	4	1	4	1	1	16	12.8	
at Clemson	01/16/2024	*	40:50	4-8	.500	0-0	.000	3-5	.600	2	8	10	8.9	5	1	5	1	1	11	12.7	
Virginia	01/20/2024	*	28:19	6-7	.857	0-0	.000	3-4	.750	1	4	5	8.7	3	0	3	2	1	15	12.9	
Pittsburgh	01/23/2024	*	33:25	7-12	.583	0-0	.000	3-4	.750	2	6	8	8.6	1	0	4	2	1	17	13.1	
at Virginia Tech	01/27/2024	*	28:39	7-13	.538	0-0	.000	2-5	.400	5	4	9	8.6	2	0	1	2	0	16	13.3	
North Carolina	01/30/2024	*	04:32	1-2	.500	0-0	.000	0-0	.000	0	0	0	8.2	0	1	0	0	0	2	12.7	
at NC State	02/03/2024	*	19:24	1-5	.200	0-1	.000	3-4	.750	2	5	7	8.1	5	0	1	1	0	5	12.3	
Wake Forest	02/06/2024	*	32:32	6-10	.600	0-1	.000	2-4	.500	2	4	6	8.0	2	0	1	1	1	14	12.4	
at Louisville	02/10/2024	*	15:06	1-6	.167	0-0	.000	0-0	.000	2	6	8	8.0	5	0	2	0	0	2	11.9	
<b>Totals</b>			<b>21</b>	<b>565:53</b>	<b>105-182</b>	<b>.577</b>	<b>3-10</b>	<b>.300</b>	<b>36-61</b>	<b>.590</b>	<b>52</b>	<b>116</b>	<b>168</b>	<b>8.0</b>	<b>62</b>	<b>16</b>	<b>51</b>	<b>26</b>	<b>17</b>	<b>249</b>	<b>11.9</b>

## Player Averages

Games Played	Minutes/game	Points/game	FG Pct	3FG Pct	FT Pct	Rebounds/game	Assists/game	Turnovers/game	Assist/Turnover ratio	Steals/game	Blocks/game
21	26.9	11.9	57.7	30.0	59.0	8.0	0.8	2.4	0.3	0.8	1.2

## 2023-24 SEASON STATISTICS - INDIVIDUAL GAME-BY-GAME

## #12 CLAUDE, Tyzhaun

Opponent	Date	GS	MIN	Total		3-Pointers		Free throws		Rebounds				PF	A	TO	BLK	STL	PTS	AVG
				FG-FGA	PCT	3FG-3FGA	PCT	FT-FTA	PCT	OFF	DEF	TOT	AVG							
Ga. Southern	11/06/2023	*	29:50	3-8	.375	0-2	.000	4-6	.667	5	5	10	10.0	0	3	0	0	2	10	10.0
Howard	11/09/2023	*	27:32	8-15	.533	1-2	.500	2-4	.500	3	3	6	8.0	5	3	1	0	1	19	14.5
UMass Lowell	11/14/2023	*	23:39	3-9	.333	0-1	.000	3-6	.500	4	5	9	8.3	4	1	1	0	0	9	12.7
at Cincinnati	11/22/2023	*	10:37	1-2	.500	0-0	.000	0-0	.000	0	2	2	6.8	1	0	1	1	0	2	10.0
Mississippi St.	11/28/2023		08:31	0-1	.000	0-1	.000	1-2	.500	0	1	1	5.6	3	0	0	0	0	1	8.2
Duke	12/02/2023		16:14	2-6	.333	0-1	.000	0-0	.000	1	7	8	6.0	0	1	0	0	0	4	7.5
at Georgia	12/05/2023		10:54	1-4	.250	0-0	.000	3-6	.500	2	2	4	5.7	2	1	1	0	0	5	7.1
Alabama A&M	12/09/2023		16:39	4-4	1.000	0-0	.000	2-4	.500	4	5	9	6.1	1	2	2	0	0	10	7.5
vs Penn St.	12/16/2023		06:49	1-2	.500	0-0	.000	0-0	.000	2	0	2	5.7	1	1	0	1	1	2	6.9
vs Massachusetts	12/21/2023		23:14	0-0	.000	0-0	.000	0-0	.000	2	7	9	6.0	2	0	2	1	1	0	6.2
at Hawaii	12/22/2023		12:45	1-2	.500	0-0	.000	0-0	.000	1	4	5	5.9	3	0	2	0	0	2	5.8
vs Nevada	12/24/2023		13:51	1-2	.500	0-0	.000	1-2	.500	5	0	5	5.8	3	1	1	0	0	3	5.6
at Florida St.	01/03/2024		07:38	1-1	1.000	0-0	.000	0-0	.000	0	0	0	5.4	3	0	1	0	0	2	5.3
Boston College	01/06/2024		08:33	2-2	1.000	0-0	.000	1-1	1.000	0	1	1	5.1	1	0	0	0	0	5	5.3
Notre Dame	01/09/2024		08:02	1-1	1.000	0-0	.000	0-0	.000	1	1	2	4.9	2	0	0	1	0	2	5.1
at Duke	01/13/2024		18:21	0-2	.000	0-0	.000	2-2	1.000	3	2	5	4.9	0	2	0	1	0	2	4.9
at Clemson	01/16/2024		38:18	1-1	1.000	0-0	.000	7-8	.875	4	4	8	5.1	3	2	1	1	2	9	5.1
Virginia	01/20/2024		22:37	2-2	1.000	0-0	.000	2-3	.667	3	1	4	5.0	1	1	1	0	0	6	5.2
Pittsburgh	01/23/2024		11:01	0-0	.000	0-0	.000	1-2	.500	4	1	5	5.0	2	0	1	2	1	1	4.9
at Virginia Tech	01/27/2024		23:33	3-3	1.000	0-0	.000	2-3	.667	3	0	3	4.9	4	0	1	2	0	8	5.1
North Carolina	01/30/2024		28:11	4-8	.500	0-0	.000	1-1	1.000	2	6	8	5.0	3	0	1	3	0	9	5.3
at NC State	02/03/2024		25:11	1-2	.500	0-0	.000	3-4	.750	5	3	8	5.2	4	0	1	0	0	5	5.3
Wake Forest	02/06/2024		15:16	1-2	.500	0-0	.000	2-4	.500	1	1	2	5.0	2	0	1	0	1	4	5.2
at Louisville	02/10/2024		21:51	1-5	.200	0-0	.000	3-3	1.000	6	3	9	5.2	5	0	2	0	0	5	5.2
<b>Totals</b>		<b>4</b>	<b>429:07</b>	<b>42-84</b>	<b>.500</b>	<b>1-7</b>	<b>.143</b>	<b>40-61</b>	<b>.656</b>	<b>61</b>	<b>64</b>	<b>125</b>	<b>5.2</b>	<b>55</b>	<b>18</b>	<b>21</b>	<b>13</b>	<b>9</b>	<b>125</b>	<b>5.2</b>

## Player Averages

Games Played	Minutes/game	Points/game	FG Pct	3FG Pct	FT Pct	Rebounds/game	Assists/game	Turnovers/game	Assist/Turnover ratio	Steals/game	Blocks/game
24	17.9	5.2	50.0	14.3	65.6	5.2	0.8	0.9	0.9	0.4	0.5



# 2023-24 SEASON STATISTICS - INDIVIDUAL GAME-BY-GAME

## #13 KELLY, Miles

Opponent	Date	GS	MIN	Total		3-Pointers		Free throws		Rebounds				PF	A	TO	BLK	STL	PTS	AVG	
				FG-FGA	PCT	3FG-3FGA	PCT	FT-FTA	PCT	OFF	DEF	TOT	AVG								
Ga. Southern	11/06/2023	*	30:29	9-18	.500	4-9	.444	3-5	.600	2	3	5	5.0	3	3	2	0	2	25	25.0	
Howard	11/09/2023	*	35:15	9-24	.375	1-5	.200	8-13	.615	4	2	6	5.5	1	2	0	0	1	27	26.0	
UMass Lowell	11/14/2023	*	34:04	5-19	.263	0-6	.000	1-3	.333	4	4	8	6.3	3	1	2	2	1	11	21.0	
at Cincinnati	11/22/2023	*	25:11	3-10	.300	0-3	.000	6-7	.857	1	1	2	5.3	1	1	1	0	1	12	18.8	
Mississippi St.	11/28/2023	*	34:22	5-16	.313	4-9	.444	8-10	.800	3	9	12	6.6	3	1	2	0	0	22	19.4	
Duke	12/02/2023	*	36:09	5-13	.385	2-8	.250	4-4	1.000	1	6	7	6.7	1	2	2	1	0	16	18.8	
at Georgia	12/05/2023	*	31:42	4-15	.267	2-8	.250	2-2	1.000	1	6	7	6.7	2	4	2	0	1	12	17.9	
Alabama A&M	12/09/2023	*	28:25	3-8	.375	3-8	.375	2-4	.500	0	4	4	6.4	1	0	4	0	0	11	17.0	
vs Penn St.	12/16/2023	*	37:02	3-13	.231	0-7	.000	4-6	.667	3	2	5	6.2	3	6	2	0	2	10	16.2	
vs Massachusetts	12/21/2023	*	26:44	2-11	.182	0-6	.000	3-3	1.000	0	6	6	6.2	1	0	1	0	1	7	15.3	
at Hawaii	12/22/2023	*	32:43	5-11	.455	1-3	.333	3-4	.750	1	4	5	6.1	1	3	1	0	1	14	15.2	
vs Nevada	12/24/2023	*	33:56	3-15	.200	1-9	.111	3-6	.500	0	5	5	6.0	2	3	3	0	0	10	14.8	
at Florida St.	01/03/2024	*	31:14	7-15	.467	3-6	.500	3-5	.600	1	5	6	6.0	3	0	2	0	0	20	15.2	
Boston College	01/06/2024	*	33:48	5-10	.500	2-6	.333	0-0	.000	0	3	3	5.8	4	1	5	1	0	12	14.9	
Notre Dame	01/09/2024	*	40:35	9-21	.429	7-15	.467	0-1	.000	2	5	7	5.9	2	3	0	0	1	25	15.6	
at Duke	01/13/2024	*	34:43	5-11	.455	2-4	.500	4-5	.800	0	11	11	6.2	5	4	3	1	0	16	15.6	
at Clemson	01/16/2024	*	41:41	6-16	.375	1-6	.167	1-2	.500	1	5	6	6.2	4	1	2	0	0	14	15.5	
Virginia	01/20/2024	*	30:09	3-11	.273	2-7	.286	0-0	.000	0	5	5	6.1	3	1	2	0	1	8	15.1	
Pittsburgh	01/23/2024	*	17:26	0-2	.000	0-1	.000	0-0	.000	0	2	2	5.9	3	2	1	0	0	0	14.3	
at Virginia Tech	01/27/2024	*	26:10	4-9	.444	1-3	.333	2-2	1.000	0	3	3	5.8	2	1	0	1	1	11	14.2	
North Carolina	01/30/2024	*	29:13	5-13	.385	3-6	.500	2-2	1.000	1	4	5	5.7	3	0	4	0	1	15	14.2	
at NC State	02/03/2024	*	31:52	8-13	.615	4-7	.571	0-1	.000	0	10	10	5.9	3	2	2	0	0	20	14.5	
Wake Forest	02/06/2024	*	22:48	0-5	.000	0-3	.000	0-0	.000	0	5	5	5.9	2	1	4	0	0	0	13.8	
at Louisville	02/10/2024	*	38:50	11-20	.550	6-11	.545	8-10	.800	3	4	7	5.9	3	2	2	0	1	36	14.8	
<b>Totals</b>			<b>24</b>	<b>764:30</b>	<b>119-319</b>	<b>.373</b>	<b>49-156</b>	<b>.314</b>	<b>67-95</b>	<b>.705</b>	<b>28</b>	<b>114</b>	<b>142</b>	<b>5.9</b>	<b>59</b>	<b>44</b>	<b>49</b>	<b>6</b>	<b>15</b>	<b>354</b>	<b>14.8</b>

## Player Averages

Games Played	Minutes/game	Points/game	FG Pct	3FG Pct	FT Pct	Rebounds/game	Assists/game	Turnovers/game	Assist/Turnover ratio	Steals/game	Blocks/game
24	31.9	14.8	37.3	31.4	70.5	5.9	1.8	2.0	0.9	0.6	0.3

# 2023-24 SEASON STATISTICS - INDIVIDUAL GAME-BY-GAME

## #14 REEVES JR., Kowacie

Opponent	Date	GS	MIN	Total		3-Pointers		Free throws		Rebounds				PF	A	TO	BLK	STL	PTS	AVG
				FG-FGA	PCT	3FG-3FGA	PCT	FT-FTA	PCT	OFF	DEF	TOT	AVG							
Ga. Southern	11/06/2023	*	32:42	4-7	.571	3-5	.600	4-4	1.000	1	2	3	3.0	1	3	2	1	3	15	15.0
Howard	11/09/2023	*	35:04	6-10	.600	1-4	.250	2-3	.667	3	4	7	5.0	0	2	1	1	1	15	15.0
UMass Lowell	11/14/2023	*	34:17	1-7	.143	0-3	.000	2-2	1.000	0	3	3	4.3	2	0	0	2	0	4	11.3
at Cincinnati	11/22/2023	*	29:03	4-6	.667	1-2	.500	5-5	1.000	1	2	3	4.0	0	1	1	3	1	14	12.0
Mississippi St.	11/28/2023	*	32:44	2-10	.200	0-3	.000	2-2	1.000	1	5	6	4.4	2	1	1	1	0	6	10.8
Duke	12/02/2023	*	33:15	5-7	.714	4-5	.800	0-0	.000	1	3	4	4.3	1	0	2	0	0	14	11.3
at Georgia	12/05/2023	*	27:51	5-10	.500	2-5	.400	0-0	.000	1	2	3	4.1	0	0	0	0	0	12	11.4
Alabama A&M	12/09/2023	*	28:26	6-12	.500	2-5	.400	6-6	1.000	3	7	10	4.9	2	1	1	1	0	20	12.5
vs Penn St.	12/16/2023	*	31:52	5-12	.417	1-5	.200	4-6	.667	1	4	5	4.9	1	0	5	1	0	15	12.8
vs Massachusetts	12/21/2023	*	26:36	3-10	.300	0-2	.000	3-5	.600	0	4	4	4.8	2	1	2	0	0	9	12.4
at Hawaii	12/22/2023	*	32:55	3-7	.429	1-1	1.000	0-0	.000	1	4	5	4.8	0	0	1	0	0	7	11.9
vs Nevada	12/24/2023	*	30:12	3-8	.375	2-5	.400	1-1	1.000	1	3	4	4.8	3	0	2	0	1	9	11.7
at Florida St.	01/03/2024	*	33:48	7-16	.438	3-7	.429	1-2	.500	2	4	6	4.8	2	2	1	1	1	18	12.2
Boston College	01/06/2024	*	32:56	6-9	.667	4-6	.667	1-1	1.000	1	1	2	4.6	1	0	0	1	1	17	12.5
Notre Dame	01/09/2024	*	38:12	3-11	.273	1-5	.200	2-3	.667	0	4	4	4.6	4	2	1	0	2	9	12.3
at Duke	01/13/2024	*	33:34	4-8	.500	1-4	.250	0-0	.000	0	4	4	4.6	0	2	1	2	1	9	12.1
at Clemson	01/16/2024	*	42:46	5-7	.714	5-7	.714	0-0	.000	0	0	0	4.3	3	0	1	0	0	15	12.2
Virginia	01/20/2024	*	30:24	2-7	.286	2-6	.333	0-0	.000	1	2	3	4.2	1	0	3	0	1	6	11.9
Pittsburgh	01/23/2024	*	35:14	5-10	.500	2-6	.333	3-4	.750	2	3	5	4.3	1	0	0	0	1	15	12.1
at Virginia Tech	01/27/2024	*	25:13	2-10	.200	2-6	.333	0-0	.000	0	0	0	4.1	0	1	1	0	0	6	11.8
North Carolina	01/30/2024	*	18:45	1-5	.200	0-2	.000	0-0	.000	2	2	4	4.0	1	0	0	0	0	2	11.3
at NC State	02/03/2024	*	19:21	4-7	.571	4-6	.667	0-0	.000	0	3	3	4.0	0	1	2	0	0	12	11.3
Wake Forest	02/06/2024	*	19:40	1-9	.111	1-5	.200	0-0	.000	1	4	5	4.0	0	3	1	0	0	3	11.0
at Louisville	02/10/2024	*	18:34	0-5	.000	0-1	.000	0-0	.000	1	2	3	4.0	2	0	2	0	1	0	10.5
<b>Totals</b>			<b>24 723:25</b>	<b>87-210</b>	<b>.414</b>	<b>42-106</b>	<b>.396</b>	<b>36-44</b>	<b>.818</b>	<b>24</b>	<b>72</b>	<b>96</b>	<b>4.0</b>	<b>29</b>	<b>20</b>	<b>31</b>	<b>14</b>	<b>14</b>	<b>252</b>	<b>10.5</b>

## Player Averages

Games Played	Minutes/game	Points/game	FG Pct	3FG Pct	FT Pct	Rebounds/game	Assists/game	Turnovers/game	Assist/Turnover ratio	Steals/game	Blocks/game
24	30.1	10.5	41.4	39.6	81.8	4.0	0.8	1.3	0.6	0.6	0.6

# 2023-24 SEASON STATISTICS - INDIVIDUAL GAME-BY-GAME

## #23 SACKO, Ibrahima

Opponent	Date	GS	MIN	Total		3-Pointers		Free throws		Rebounds				PF	A	TO	BLK	STL	PTS	AVG
				FG-FGA	PCT	3FG-3FGA	PCT	FT-FTA	PCT	OFF	DEF	TOT	AVG							
Ga. Southern	11/06/2023		12:31	0-3	.000	0-1	.000	0-0	.000	2	2	4	4.0	2	0	2	0	1	0	0.0
Howard	11/09/2023		12:52	0-0	.000	0-0	.000	1-2	.500	0	3	3	3.5	2	0	1	0	0	1	0.5
UMass Lowell	11/14/2023		20:26	1-2	.500	0-1	.000	0-2	.000	3	5	8	5.0	4	1	0	0	3	2	1.0
at Cincinnati	11/22/2023		23:51	1-3	.333	1-3	.333	0-0	.000	0	3	3	4.5	3	0	1	0	0	3	1.5
Mississippi St.	11/28/2023		11:16	1-1	1.000	0-0	.000	0-0	.000	0	3	3	4.2	0	0	0	1	2	2	1.6
Duke	12/02/2023		02:17	1-1	1.000	0-0	.000	0-0	.000	0	0	0	3.5	2	0	0	1	0	2	1.7
at Georgia	12/05/2023		09:33	1-3	.333	0-1	.000	0-2	.000	2	1	3	3.4	1	1	0	0	1	2	1.7
Alabama A&M	12/09/2023		09:43	2-2	1.000	0-0	.000	0-1	.000	3	0	3	3.4	0	0	1	0	0	4	2.0
vs Massachusetts	12/21/2023		09:08	1-2	.500	1-1	1.000	0-0	.000	2	1	3	3.3	3	0	3	0	0	3	2.1
vs Nevada	12/24/2023		02:57	0-0	.000	0-0	.000	0-0	.000	0	0	0	3.0	0	0	0	0	0	0	1.9
at Florida St.	01/03/2024	*	07:44	0-1	.000	0-1	.000	0-0	.000	0	0	0	2.7	2	0	1	0	0	0	1.7
Virginia	01/20/2024		02:07	0-0	.000	0-0	.000	0-0	.000	0	1	1	2.6	0	0	0	0	0	0	1.6
Pittsburgh	01/23/2024	*	12:27	0-2	.000	0-1	.000	0-0	.000	2	3	5	2.8	1	0	0	0	0	0	1.5
at Virginia Tech	01/27/2024	*	06:38	0-0	.000	0-0	.000	0-0	.000	0	0	0	2.6	0	0	0	0	0	0	1.4
North Carolina	01/30/2024		05:57	1-1	1.000	1-1	1.000	0-0	.000	0	0	0	2.4	0	0	1	0	1	3	1.5
Wake Forest	02/06/2024		07:27	0-1	.000	0-0	.000	2-2	1.000	0	0	0	2.3	1	0	0	0	0	2	1.5
at Louisville	02/10/2024		16:17	3-5	.600	0-2	.000	0-0	.000	0	2	2	2.2	1	1	0	0	0	6	1.8
<b>Totals</b>		<b>3</b>	<b>173:11</b>	<b>12-27</b>	<b>.444</b>	<b>3-12</b>	<b>.250</b>	<b>3-9</b>	<b>.333</b>	<b>14</b>	<b>24</b>	<b>38</b>	<b>2.2</b>	<b>22</b>	<b>3</b>	<b>10</b>	<b>2</b>	<b>8</b>	<b>30</b>	<b>1.8</b>

## Player Averages

Games Played	Minutes/ game	Points/ game	FG Pct	3FG Pct	FT Pct	Rebounds/ game	Assists/ game	Turnovers/ game	Assist/Turnover ratio	Steals/ game	Blocks/ game
17	10.2	1.8	44.4	25.0	33.3	2.2	0.2	0.6	0.3	0.5	0.1

# 2023-24 SEASON STATISTICS - INDIVIDUAL GAME-BY-GAME

## #24 ABRAM, Amaree

Opponent	Date	GS	MIN	Total		3-Pointers		Free throws		Rebounds				PF	A	TO	BLK	STL	PTS	AVG
				FG-FGA	PCT	3FG-3FGA	PCT	FT-FTA	PCT	OFF	DEF	TOT	AVG							
Ga. Southern	11/06/2023	*	16:39	1-4	.250	1-3	.333	2-4	.500	0	2	2	2.0	1	2	3	0	0	5	5.0
Howard	11/09/2023	*	20:23	2-8	.250	0-2	.000	2-3	.667	2	2	4	3.0	1	3	1	1	1	6	5.5
UMass Lowell	11/14/2023	*	13:48	2-6	.333	1-5	.200	2-2	1.000	0	2	2	2.7	1	1	2	0	0	7	6.0
at Cincinnati	11/22/2023	*	13:15	1-6	.167	0-0	.000	0-0	.000	0	4	4	3.0	2	1	1	0	0	2	5.0
Alabama A&M	12/09/2023		16:05	3-9	.333	2-6	.333	0-0	.000	0	4	4	3.2	3	0	1	0	0	8	5.6
vs Penn St.	12/16/2023		03:58	0-1	.000	0-1	.000	0-0	.000	0	0	0	2.7	0	2	0	0	0	0	4.7
at Duke	01/13/2024		03:31	0-1	.000	0-0	.000	0-0	.000	0	1	1	2.4	1	1	0	0	0	0	4.0
at Virginia Tech	01/27/2024		06:46	0-1	.000	0-0	.000	1-2	.500	0	0	0	2.1	0	0	0	0	0	1	3.6
North Carolina	01/30/2024		03:32	0-1	.000	0-1	.000	0-0	.000	0	0	0	1.9	0	0	1	0	0	0	3.2
Wake Forest	02/06/2024		10:22	2-5	.400	0-2	.000	1-2	.500	0	0	0	1.7	1	1	0	1	0	5	3.4
<b>Totals</b>		<b>4</b>	<b>108:19</b>	<b>11-42</b>	<b>.262</b>	<b>4-20</b>	<b>.200</b>	<b>8-13</b>	<b>.615</b>	<b>2</b>	<b>15</b>	<b>17</b>	<b>1.7</b>	<b>10</b>	<b>11</b>	<b>9</b>	<b>2</b>	<b>1</b>	<b>34</b>	<b>3.4</b>

## Player Averages

Games Played	Minutes/ game	Points/ game	FG Pct	3FG Pct	FT Pct	Rebounds/ game	Assists/ game	Turnovers/ game	Assist/Turnover ratio	Steals/ game	Blocks/ game
10	10.8	3.4	26.2	20.0	61.5	1.7	1.1	0.9	1.2	0.1	0.2

# 2023-24 SEASON STATISTICS - INDIVIDUAL GAME-BY-GAME

## #4 MURPHY, Carter

Opponent	Date	GS	MIN	Total		3-Pointers		Free throws		Rebounds				PF	A	TO	BLK	STL	PTS	AVG
				FG-FGA	PCT	3FG-3FGA	PCT	FT-FTA	PCT	OFF	DEF	TOT	AVG							
Howard	11/09/2023		02:59	0-0	.000	0-0	.000	0-0	.000	0	0	0	0.0	0	0	0	0	0	0	0.0
at Cincinnati	11/22/2023		14:17	1-4	.250	1-4	.250	0-0	.000	0	4	4	2.0	3	0	0	2	0	3	1.5
Mississippi St.	11/28/2023		04:28	1-1	1.000	1-1	1.000	0-0	.000	0	1	1	1.7	1	0	0	0	0	3	2.0
Duke	12/02/2023		01:54	0-0	.000	0-0	.000	0-0	.000	0	0	0	1.3	0	0	0	0	0	0	1.5
at Georgia	12/05/2023		02:05	0-0	.000	0-0	.000	0-0	.000	0	0	0	1.0	0	0	0	0	0	0	1.2
at Virginia Tech	01/27/2024		11:03	2-4	.500	2-3	.667	0-0	.000	0	1	1	1.0	3	1	0	0	0	6	2.0
North Carolina	01/30/2024		04:09	0-1	.000	0-1	.000	0-0	.000	0	1	1	1.0	1	0	0	0	0	0	1.7
Wake Forest	02/06/2024		05:58	0-2	.000	0-2	.000	0-0	.000	0	0	0	0.9	0	0	0	0	0	0	1.5
at Louisville	02/10/2024		21:01	3-4	.750	2-2	1.000	0-0	.000	0	2	2	1.0	3	1	1	0	2	8	2.2
<b>Totals</b>		<b>0</b>	<b>67:54</b>	<b>7-16</b>	<b>.438</b>	<b>6-13</b>	<b>.462</b>	<b>0-0</b>	<b>.000</b>	<b>0</b>	<b>9</b>	<b>9</b>	<b>1.0</b>	<b>11</b>	<b>2</b>	<b>1</b>	<b>2</b>	<b>2</b>	<b>20</b>	<b>2.2</b>

## Player Averages

Games Played	Minutes/ game	Points/ game	FG Pct	3FG Pct	FT Pct	Rebounds/ game	Assists/ game	Turnovers/ game	Assist/Turnover ratio	Steals/ game	Blocks/ game
9	7.5	2.2	43.8	46.2	0.0	1.0	0.2	0.1	2.0	0.2	0.2

## #33 SAN MIGUEL, Marcos

Opponent	Date	GS	MIN	Total		3-Pointers		Free throws		Rebounds				PF	A	TO	BLK	STL	PTS	AVG
				FG-FGA	PCT	3FG-3FGA	PCT	FT-FTA	PCT	OFF	DEF	TOT	AVG							
Alabama A&M	12/09/2023		01:55	0-2	.000	0-1	.000	0-0	.000	1	0	1	1.0	0	0	1	0	0	0	0.0
<b>Totals</b>		<b>0</b>	<b>01:55</b>	<b>0-2</b>	<b>.000</b>	<b>0-1</b>	<b>.000</b>	<b>0-0</b>	<b>.000</b>	<b>1</b>	<b>0</b>	<b>1</b>	<b>1.0</b>	<b>0</b>	<b>0</b>	<b>1</b>	<b>0</b>	<b>0</b>	<b>0</b>	<b>0.0</b>

## Player Averages

Games Played	Minutes/ game	Points/ game	FG Pct	3FG Pct	FT Pct	Rebounds/ game	Assists/ game	Turnovers/ game	Assist/Turnover ratio	Steals/ game	Blocks/ game
1	1.9	0.0	0.0	0.0	0.0	1.0	0.0	1.0	0.0	0.0	0.0

## #35 NICHOLS, Emmer

Opponent	Date	GS	MIN	Total		3-Pointers		Free throws		Rebounds				PF	A	TO	BLK	STL	PTS	AVG
				FG-FGA	PCT	3FG-3FGA	PCT	FT-FTA	PCT	OFF	DEF	TOT	AVG							
at Cincinnati	11/22/2023		02:10	0-0	.000	0-0	.000	0-0	.000	0	1	1	1.0	0	0	0	0	0	0	0.0
Alabama A&M	12/09/2023		01:55	0-0	.000	0-0	.000	0-0	.000	1	2	3	2.0	0	0	0	0	0	0	0.0
<b>Totals</b>		<b>0</b>	<b>04:05</b>	<b>0-0</b>	<b>.000</b>	<b>0-0</b>	<b>.000</b>	<b>0-0</b>	<b>.000</b>	<b>1</b>	<b>3</b>	<b>4</b>	<b>2.0</b>	<b>0</b>	<b>0</b>	<b>0</b>	<b>0</b>	<b>0</b>	<b>0</b>	<b>0.0</b>

## Player Averages

Games Played	Minutes/ game	Points/ game	FG Pct	3FG Pct	FT Pct	Rebounds/ game	Assists/ game	Turnovers/ game	Assist/Turnover ratio	Steals/ game	Blocks/ game
2	2.0	0.0	0.0	0.0	0.0	2.0	0.0	0.0	0.0	0.0	0.0

# 2023-24 INDIVIDUAL HIGHS

Georgia Tech - Individual Game Highs		
<b>POINTS</b>	36	Miles Kelly at Louisville (02/10/2024)
	27	Miles Kelly vs Howard (11/09/2023)
	25	Miles Kelly vs Notre Dame (01/09/2024)
	25	Miles Kelly vs Ga. Southern (11/06/2023)
	24	Dallan "Deebo" Coleman vs UMass Lowell (11/14/2023)
<b>FIELD GOALS MADE</b>	11	Miles Kelly at Louisville (02/10/2024)
	10	Baye Ndongo at Hawaii (12/22/2023)
<b>FIELD GOAL ATTEMPTS</b>	24	Miles Kelly vs Howard (11/09/2023)
	21	Miles Kelly vs Notre Dame (01/09/2024)
<b>FIELD GOAL PERCENTAGE (min 5 made)</b>	1.000 (6-6)	Baye Ndongo vs Massachusetts (N) (12/21/2023)
	.875 (7-8)	Baye Ndongo vs Nevada (N) (12/24/2023)
<b>3 PT FG MADE</b>	7	Miles Kelly vs Notre Dame (01/09/2024)
	6	Miles Kelly at Louisville (02/10/2024)
<b>3 PT FG ATTEMPTS</b>	15	Miles Kelly vs Notre Dame (01/09/2024)
	11	Miles Kelly at Louisville (02/10/2024)
<b>3 PT FG PERCENTAGE (min 2 made)</b>	1.000 (4-4)	Kyle Sturdivant vs North Carolina (01/30/2024)
	1.000 (2-2)	Carter Murphy at Louisville (02/10/2024)
	1.000 (2-2)	Tafara Gapare at Duke (01/13/2024)
<b>FREE THROWS MADE</b>	8	Miles Kelly at Louisville (02/10/2024)
	8	Nathan George vs North Carolina (01/30/2024)
	8	Kyle Sturdivant vs Massachusetts (N) (12/21/2023)
	8	Miles Kelly vs Mississippi St. (11/28/2023)
	8	Miles Kelly vs Howard (11/09/2023)
<b>FREE THROW ATTEMPTS</b>	13	Miles Kelly vs Howard (11/09/2023)
	10	Miles Kelly at Louisville (02/10/2024)
	10	Nathan George vs North Carolina (01/30/2024)
	10	Miles Kelly vs Mississippi St. (11/28/2023)
<b>FREE THROW PERCENTAGE (min 3 made)</b>	1.000 (8-8)	Kyle Sturdivant vs Massachusetts (N) (12/21/2023)
	1.000 (6-6)	Nathan George vs Virginia (01/20/2024)
	1.000 (6-6)	Baye Ndongo vs Nevada (N) (12/24/2023)
	1.000 (6-6)	Kowacie Reeves Jr. vs Alabama A&M (12/09/2023)
	1.000 (5-5)	Kyle Sturdivant at Clemson (01/16/2024)
	1.000 (5-5)	Kowacie Reeves Jr. at Cincinnati (11/22/2023)
	1.000 (4-4)	Tafara Gapare vs Wake Forest (02/06/2024)
	1.000 (4-4)	Tafara Gapare vs Boston College (01/06/2024)
	1.000 (4-4)	Kyle Sturdivant vs Duke (12/02/2023)
	1.000 (4-4)	Miles Kelly vs Duke (12/02/2023)
	1.000 (4-4)	Kowacie Reeves Jr. vs Ga. Southern (11/06/2023)
	1.000 (3-3)	Nathan George vs Wake Forest (02/06/2024)
	1.000 (3-3)	Miles Kelly vs Massachusetts (N) (12/21/2023)
<b>REBOUNDS</b>	19	Baye Ndongo vs Penn St. (N) (12/16/2023)
	12	Baye Ndongo at Hawaii (12/22/2023)
	12	Miles Kelly vs Mississippi St. (11/28/2023)
<b>ASSISTS</b>	11	Nathan George vs Notre Dame (01/09/2024)
	9	Nathan George vs Virginia (01/20/2024)
	9	Kyle Sturdivant vs Boston College (01/06/2024)
	9	Nathan George vs Duke (12/02/2023)
<b>STEALS</b>	3	Kyle Sturdivant vs Massachusetts (N) (12/21/2023)
	3	Baye Ndongo at Georgia (12/05/2023)
	3	Ibrahima Sacko vs UMass Lowell (11/14/2023)
	3	Kowacie Reeves Jr. vs Ga. Southern (11/06/2023)
<b>BLOCKED SHOTS</b>	4	Tafara Gapare at Hawaii (12/22/2023)
	4	Baye Ndongo vs Duke (12/02/2023)

<b>TURNOVERS</b>	7	Baye Ndongo at Cincinnati (11/22/2023)
	5	Baye Ndongo at Clemson (01/16/2024)
	5	Miles Kelly vs Boston College (01/06/2024)
	5	Baye Ndongo vs Massachusetts (N) (12/21/2023)
	5	Kowacie Reeves Jr. vs Penn St. (N) (12/16/2023)
	5	Kyle Sturdivant vs Penn St. (N) (12/16/2023)
<b>FOULS</b>	5	Baye Ndongo at Louisville (02/10/2024)
	5	Tyhaun Claude at Louisville (02/10/2024)
	5	Tafara Gapare at NC State (02/03/2024)
	5	Baye Ndongo at NC State (02/03/2024)
	5	Baye Ndongo at Clemson (01/16/2024)
	5	Miles Kelly at Duke (01/13/2024)
	5	Baye Ndongo vs Boston College (01/06/2024)
	5	Baye Ndongo at Hawaii (12/22/2023)
	5	Tyhaun Claude vs Howard (11/09/2023)

Opponent - Individual Game Highs		
<b>POINTS</b>	31	PJ Hall at Clemson (01/16/2024)
	30	Kyle Filipowski at Duke (01/13/2024)
	30	Devin McGlockton vs Boston College (01/06/2024)
	30	Kenan Blackshear vs Nevada (N) (12/24/2023)
	28	RJ Davis vs North Carolina (01/30/2024)
<b>FIELD GOALS MADE</b>	12	Devin McGlockton vs Boston College (01/06/2024)
	11	RJ Davis vs North Carolina (01/30/2024)
	11	PJ Hall at Clemson (01/16/2024)
	11	Kenan Blackshear vs Nevada (N) (12/24/2023)
<b>FIELD GOAL ATTEMPTS</b>	24	RJ Davis vs North Carolina (01/30/2024)
	24	Kyle Filipowski at Duke (01/13/2024)
	24	Ayinde Hikim vs UMass Lowell (11/14/2023)
<b>FIELD GOAL PERCENTAGE (min 5 made)</b>	.833 (5-6)	Viktor Lakhin at Cincinnati (11/22/2023)
	.800 (12-15)	Devin McGlockton vs Boston College (01/06/2024)
	.800 (8-10)	Claudell Harris Jr. vs Boston College (01/06/2024)
<b>3 PT FG MADE</b>	6	Isaac McKneely vs Virginia (01/20/2024)
	5	Braeden Shrewsbury vs Notre Dame (01/09/2024)
	5	Rahsool Diggins vs Massachusetts (N) (12/21/2023)
	5	Viktor Lakhin at Cincinnati (11/22/2023)
<b>3 PT FG ATTEMPTS</b>	12	Puff Johnson vs Penn St. (N) (12/16/2023)
	10	Cormac Ryan vs North Carolina (01/30/2024)
	10	Rahsool Diggins vs Massachusetts (N) (12/21/2023)
	10	Josh Hubbard vs Mississippi St. (11/28/2023)
<b>3 PT FG PERCENTAGE (min 2 made)</b>	1.000 (4-4)	Claudell Harris Jr. vs Boston College (01/06/2024)
	1.000 (2-2)	Guillermo Diaz Graham vs Pittsburgh (01/23/2024)
	1.000 (2-2)	Carlos Curry vs Ga. Southern (11/06/2023)
<b>FREE THROWS MADE</b>	10	DJ Home at NC State (02/03/2024)
	8	Ty-Laur Johnson at Louisville (02/10/2024)
	8	Chase Hunter at Clemson (01/16/2024)
	8	PJ Hall at Clemson (01/16/2024)
	8	Kenan Blackshear vs Nevada (N) (12/24/2023)
<b>FREE THROW ATTEMPTS</b>	11	DJ Home at NC State (02/03/2024)
	11	Kyle Filipowski at Duke (01/13/2024)
	11	Kenan Blackshear vs Nevada (N) (12/24/2023)
<b>FREE THROW PERCENTAGE (min 3 made)</b>	1.000 (8-8)	Ty-Laur Johnson at Louisville (02/10/2024)
	1.000 (7-7)	Cameron Hildreth vs Wake Forest (02/06/2024)
	1.000 (6-6)	Mike James at Louisville (02/10/2024)
	1.000 (6-6)	Skyy Clark at Louisville (02/10/2024)
	1.000 (6-6)	Myjybeel Potrat at Virginia Tech (01/27/2024)
	1.000 (6-6)	Braeden Shrewsbury vs Notre Dame (01/09/2024)
	1.000 (5-5)	Joseph Girard III at Clemson (01/16/2024)
	1.000 (5-5)	Ayinde Hikim vs UMass Lowell (11/14/2023)
	1.000 (4-4)	Tre White at Louisville (02/10/2024)
	1.000 (4-4)	Andrew Carr vs Wake Forest (02/06/2024)
	1.000 (4-4)	Kevin Miller vs Wake Forest (02/06/2024)
	1.000 (4-4)	Lynn Kidd at Virginia Tech (01/27/2024)
	1.000 (4-4)	Tyrese Proctor at Duke (01/13/2024)
	1.000 (4-4)	Keiba Njie vs Notre Dame (01/09/2024)
	1.000 (4-4)	Juan Munoz at Hawaii (12/22/2023)
	1.000 (4-4)	Jamar Franklin vs Ga. Southern (11/06/2023)
	1.000 (3-3)	Reece Beekman vs Virginia (01/20/2024)
	1.000 (3-3)	Julian Roper II vs Notre Dame (01/09/2024)
	1.000 (3-3)	Jamir Watkins at Florida St. (01/03/2024)
	1.000 (3-3)	Robert Davis Jr. vs Massachusetts (N) (12/21/2023)

<b>REBOUNDS</b>	17	PJ Hall at Clemson (01/16/2024)
	15	Ian Schieffelin at Clemson (01/16/2024)
<b>ASSISTS</b>	11	Reece Beekman vs Virginia (01/20/2024)
	8	Jovon McClanahan at Hawaii (12/22/2023)
<b>STEALS</b>	5	Jayden Ndigue vs Massachusetts (N) (12/21/2023)
	4	Rahsool Diggins vs Massachusetts (N) (12/21/2023)
	4	Matt Cross vs Massachusetts (N) (12/21/2023)
	4	Ace Baldwin Jr. vs Penn St. (N) (12/16/2023)
	4	Caleb Blackwell vs Alabama A&M (12/09/2023)
<b>BLOCKED SHOTS</b>	4	Kyle Filipowski vs Duke (12/02/2023)
	4	Max Brooks vs UMass Lowell (11/14/2023)
<b>TURNOVERS</b>	5	Ty-Laur Johnson at Louisville (02/10/2024)
	5	Kenan Blackshear vs Nevada (N) (12/24/2023)
	5	Cam Bryant vs Ga. Southern (11/06/2023)
<b>FOULS</b>	5	Ben Middlebrooks at NC State (02/03/2024)
	5	Elliot Cadeau vs North Carolina (01/30/2024)
	5	Guillermo Diaz Graham vs Pittsburgh (01/23/2024)
	5	Dillon Hunter at Clemson (01/16/2024)
	5	Cameron Matthews vs Mississippi St. (11/28/2023)
	5	Bryce Harris vs Howard (11/09/2023)
	5	Dom Campbell vs Howard (11/09/2023)



# 2023-24 TEAM HIGHS AND LOWS

Georgia Tech - Game Highs		
<b>POINTS</b>	93	at Clemson (01/16/2024)
	88	Howard (11/09/2023)
	87	Boston College (01/06/2024)
	84	Ga. Southern (11/06/2023)
	82	vs Penn St. (N) (12/16/2023)
<b>FIELD GOALS MADE</b>	34	Howard (11/09/2023)
	32	Boston College (01/06/2024)
	32	vs Penn St. (N) (12/16/2023)
<b>FIELD GOAL ATTEMPTS</b>	77	Howard (11/09/2023)
	75	at Georgia (12/05/2023)
<b>FIELD GOAL PERCENTAGE</b>	.545 (30-55)	at Duke (01/13/2024)
	.542 (32-59)	Boston College (01/06/2024)
<b>3 PT FG MADE</b>	15	at Clemson (01/16/2024)
	13	Ga. Southern (11/06/2023)
<b>3 PT FG ATTEMPTS</b>	35	at Clemson (01/16/2024)
	35	Notre Dame (01/09/2024)
<b>3 PT FG PERCENTAGE</b>	.550 (11-20)	at Duke (01/13/2024)
	.450 (9-20)	North Carolina (01/30/2024)
<b>FREE THROWS MADE</b>	18	vs Massachusetts (N) (12/21/2023)
	17	at NC State (02/03/2024)
	17	Mississippi St. (11/28/2023)
	17	Ga. Southern (11/06/2023)
<b>FREE THROW ATTEMPTS</b>	27	Howard (11/09/2023)
	27	Ga. Southern (11/06/2023)
<b>FREE THROW PERCENTAGE</b>	.882 (15-17)	North Carolina (01/30/2024)
	.857 (18-21)	vs Massachusetts (N) (12/21/2023)
<b>REBOUNDS</b>	55	Alabama A&M (12/09/2023)
	54	vs Penn St. (N) (12/16/2023)
<b>ASSISTS</b>	25	vs Penn St. (N) (12/16/2023)
	20	Notre Dame (01/09/2024)
<b>STEALS</b>	10	Notre Dame (01/09/2024)
	10	Ga. Southern (11/06/2023)
<b>BLOCKED SHOTS</b>	10	at Cincinnati (11/22/2023)
	8	North Carolina (01/30/2024)
	8	at Duke (01/13/2024)
	8	Duke (12/02/2023)
<b>TURNOVERS</b>	21	vs Massachusetts (N) (12/21/2023)
	20	Alabama A&M (12/09/2023)
<b>FOULS</b>	28	at Louisville (02/10/2024)
	23	at NC State (02/03/2024)

Opponent - Game Highs		
<b>POINTS</b>	95	Boston College (01/06/2024)
	91	at Virginia Tech (01/27/2024)
	90	at Clemson (01/16/2024)
	89	at Cincinnati (11/22/2023)
	85	Howard (11/09/2023)
<b>FIELD GOALS MADE</b>	35	Boston College (01/06/2024)
	32	at Virginia Tech (01/27/2024)
<b>FIELD GOAL ATTEMPTS</b>	77	North Carolina (01/30/2024)
	74	vs Penn St. (N) (12/16/2023)
<b>FIELD GOAL PERCENTAGE</b>	.556 (35-63)	Boston College (01/06/2024)
	.552 (32-58)	at Virginia Tech (01/27/2024)
<b>3 PT FG MADE</b>	14	at Cincinnati (11/22/2023)
	12	at Virginia Tech (01/27/2024)
	12	Boston College (01/06/2024)
	12	vs Penn St. (N) (12/16/2023)
<b>3 PT FG ATTEMPTS</b>	35	at Cincinnati (11/22/2023)
	33	vs Penn St. (N) (12/16/2023)
	33	at Georgia (12/05/2023)
<b>3 PT FG PERCENTAGE</b>	.522 (12-23)	Boston College (01/06/2024)
	.478 (11-23)	Virginia (01/20/2024)
<b>FREE THROWS MADE</b>	31	at Louisville (02/10/2024)
	29	at Clemson (01/16/2024)
<b>FREE THROW ATTEMPTS</b>	38	at Clemson (01/16/2024)
	34	at Louisville (02/10/2024)
<b>FREE THROW PERCENTAGE</b>	1.000 (17-17)	Wake Forest (02/06/2024)
	.912 (31-34)	at Louisville (02/10/2024)
<b>REBOUNDS</b>	50	at Georgia (12/05/2023)
	48	North Carolina (01/30/2024)
	48	Notre Dame (01/09/2024)
<b>ASSISTS</b>	23	at Virginia Tech (01/27/2024)
	21	Boston College (01/06/2024)
<b>STEALS</b>	16	vs Massachusetts (N) (12/21/2023)
	13	vs Penn St. (N) (12/16/2023)
<b>BLOCKED SHOTS</b>	6	Duke (12/02/2023)
	6	UMass Lowell (11/14/2023)
	6	Howard (11/09/2023)
<b>TURNOVERS</b>	18	Ga. Southern (11/06/2023)
	16	Notre Dame (01/09/2024)
<b>FOULS</b>	23	Ga. Southern (11/06/2023)
	21	at Florida St. (01/03/2024)

Georgia Tech - Game Lows		
<b>POINTS</b>	51	Wake Forest (02/06/2024)
	54	at Cincinnati (11/22/2023)
	62	at Georgia (12/05/2023)
	64	Pittsburgh (01/23/2024)
	64	vs Nevada (N) (12/24/2023)
<b>FIELD GOALS MADE</b>	17	Wake Forest (02/06/2024)
	17	at Cincinnati (11/22/2023)
<b>FIELD GOAL ATTEMPTS</b>	49	at Cincinnati (11/22/2023)
	51	Virginia (01/20/2024)
	51	vs Massachusetts (N) (12/21/2023)
<b>FIELD GOAL PERCENTAGE</b>	.283 (17-60)	Wake Forest (02/06/2024)
	.320 (24-75)	at Georgia (12/05/2023)
<b>3 PT FG MADE</b>	3	Wake Forest (02/06/2024)
	4	Howard (11/09/2023)
<b>3 PT FG ATTEMPTS</b>	17	at Hawaii (12/22/2023)
	17	vs Massachusetts (N) (12/21/2023)
	17	at Cincinnati (11/22/2023)
<b>3 PT FG PERCENTAGE</b>	.125 (3-24)	Wake Forest (02/06/2024)
	.200 (6-30)	UMass Lowell (11/14/2023)
<b>FREE THROWS MADE</b>	3	Notre Dame (01/09/2024)
	6	at Georgia (12/05/2023)
<b>FREE THROW ATTEMPTS</b>	7	Notre Dame (01/09/2024)
	12	at Duke (01/13/2024)
<b>FREE THROW PERCENTAGE</b>	.429 (3-7)	Notre Dame (01/09/2024)
	.462 (6-13)	at Georgia (12/05/2023)
<b>REBOUNDS</b>	29	Virginia (01/20/2024)
	31	Wake Forest (02/06/2024)
	31	at Virginia Tech (01/27/2024)
	31	Pittsburgh (01/23/2024)
	31	at Florida St. (01/03/2024)
	31	vs Nevada (N) (12/24/2023)
<b>ASSISTS</b>	7	vs Massachusetts (N) (12/21/2023)
	8	Mississippi St. (11/28/2023)
	8	at Cincinnati (11/22/2023)
<b>STEALS</b>	1	Duke (12/02/2023)
	2	at NC State (02/03/2024)
	2	at Virginia Tech (01/27/2024)
	2	at Hawaii (12/22/2023)
<b>BLOCKED SHOTS</b>	1	at Louisville (02/10/2024)
	1	vs Nevada (N) (12/24/2023)
<b>TURNOVERS</b>	5	at Virginia Tech (01/27/2024)
	7	Howard (11/09/2023)
<b>FOULS</b>	12	Duke (12/02/2023)
	13	Virginia (01/20/2024)

Opponent - Game Lows		
<b>POINTS</b>	49	Alabama A&M (12/09/2023)
	59	Mississippi St. (11/28/2023)
	62	Ga. Southern (11/06/2023)
	68	at Hawaii (12/22/2023)
	68	Duke (12/02/2023)
<b>FIELD GOALS MADE</b>	16	Alabama A&M (12/09/2023)
	20	Mississippi St. (11/28/2023)
<b>FIELD GOAL ATTEMPTS</b>	50	Pittsburgh (01/23/2024)
	53	vs Nevada (N) (12/24/2023)
<b>FIELD GOAL PERCENTAGE</b>	.276 (16-58)	Alabama A&M (12/09/2023)
	.308 (20-65)	Mississippi St. (11/28/2023)
<b>3 PT FG MADE</b>	2	Alabama A&M (12/09/2023)
	2	UMass Lowell (11/14/2023)
<b>3 PT FG ATTEMPTS</b>	15	UMass Lowell (11/14/2023)
	16	Duke (12/02/2023)
<b>3 PT FG PERCENTAGE</b>	.100 (2-20)	Alabama A&M (12/09/2023)
	.133 (2-15)	UMass Lowell (11/14/2023)
<b>FREE THROWS MADE</b>	6	Virginia (01/20/2024)
	8	vs Massachusetts (N) (12/21/2023)
<b>FREE THROW ATTEMPTS</b>	11	Virginia (01/20/2024)
	13	Ga. Southern (11/06/2023)
<b>FREE THROW PERCENTAGE</b>	.421 (8-19)	vs Massachusetts (N) (12/21/2023)
	.529 (9-17)	North Carolina (01/30/2024)
<b>REBOUNDS</b>	24	Boston College (01/06/2024)
	28	at Hawaii (12/22/2023)
	28	Alabama A&M (12/09/2023)
<b>ASSISTS</b>	4	Alabama A&M (12/09/2023)
	5	Mississippi St. (11/28/2023)
<b>STEALS</b>	2	at Virginia Tech (01/27/2024)
	4	Virginia (01/20/2024)
	4	Boston College (01/06/2024)
	4	vs Nevada (N) (12/24/2023)
	4	at Hawaii (12/22/2023)
	4	at Georgia (12/05/2023)
<b>BLOCKED SHOTS</b>	0	North Carolina (01/30/2024)
	1	Notre Dame (01/09/2024)
	1	at Florida St. (01/03/2024)
<b>TURNOVERS</b>	4	at NC State (02/03/2024)
	4	at Duke (01/13/2024)
	4	at Hawaii (12/22/2023)
<b>FOULS</b>	12	Notre Dame (01/09/2024)
	14	Wake Forest (02/06/2024)
	14	Pittsburgh (01/23/2024)
	14	Virginia (01/20/2024)
	14	at Georgia (12/05/2023)

GAME NOTES

# CAREER SUMMARIES

## ABRAM, Amaree

SEASON	TEAM	GP-GS	MIN/AVG	Field Goals		3-Point		F-Throws		Rebounds				Scoring						
				FG-FGA	FG%	3FG-3FGA	3FG%	FT-FTA	FT%	OFF	DEF	TOT	AVG	PF-FO	A	TO	BLK	STL	PTS	AVG
2022-23	OM	33-22	694/21.0	104-258	.403	39-107	.364	18-27	.667	8	58	66	2.0	63-1	66	59	4	22	265	8.0
2023-24	GaTech	10-4	108/10.8	11-42	.262	4-20	.200	8-13	.615	2	15	17	1.7	10-0	11	9	2	1	34	3.4
<b>TOTAL FOR GaTech</b>		<b>10-4</b>	<b>108/10.8</b>	<b>11-42</b>	<b>.262</b>	<b>4-20</b>	<b>.200</b>	<b>8-13</b>	<b>.615</b>	<b>2</b>	<b>15</b>	<b>17</b>	<b>1.7</b>	<b>10-0</b>	<b>11</b>	<b>9</b>	<b>2</b>	<b>1</b>	<b>34</b>	<b>3.4</b>
<b>TOTAL</b>		<b>43-26</b>	<b>802/18.6</b>	<b>115-300</b>	<b>.383</b>	<b>43-127</b>	<b>.339</b>	<b>26-40</b>	<b>.650</b>	<b>10</b>	<b>73</b>	<b>83</b>	<b>1.9</b>	<b>73-1</b>	<b>77</b>	<b>68</b>	<b>6</b>	<b>23</b>	<b>299</b>	<b>7.0</b>

## Single Game Highs

Statistic	Value	
Points	26	vs Stanford 11/24/22
Rebounds	5	vs Chattanooga 11/15/22, at South Carolina 01/17/23
Assists	5	vs Georgia 01/14/23, vs Oklahoma 11/27/22
Steals	3	vs UT Martin 11/18/22
Blocks	1	6 times
FG Made	12	vs Stanford 11/24/22
FG Attempts	18	vs Stanford 11/24/22
3FG Made	5	vs South Carolina 03/08/23
3FG Attempts	8	vs LSU 02/25/23, vs South Carolina 03/08/23
FT Made	4	vs Siena 11/25/22
FT Attempts	4	at South Carolina 01/17/23, vs Siena 11/25/22, vs Ga. Southern 11/06/23

## CLAUDE, Tyzhaun

SEASON	TEAM	GP-GS	MIN/AVG	Field Goals		3-Point		F-Throws		Rebounds				Scoring						
				FG-FGA	FG%	3FG-3FGA	3FG%	FT-FTA	FT%	OFF	DEF	TOT	AVG	PF-FO	A	TO	BLK	STL	PTS	AVG
2019-20	More	30-19	658/21.9	120-201	.597	0-0	.000	45-90	.500	73	119	192	6.4	65-1	16	44	18	16	285	9.5
2021-22	More	9-0	62/6.9	12-25	.480	0-0	.000	7-11	.636	6	10	16	1.8	6-0	5	10	3	2	31	3.4
2022-23	WCU	31-28	818/26.4	174-333	.523	2-6	.333	126-175	.720	98	168	266	8.6	75-1	16	65	28	12	476	15.4
2023-24	GaTech	24-4	429/17.9	42-84	.500	1-7	.143	40-61	.656	61	64	125	5.2	55-2	18	21	13	9	125	5.2
<b>TOTAL FOR GaTech</b>		<b>24-4</b>	<b>429/17.9</b>	<b>42-84</b>	<b>.500</b>	<b>1-7</b>	<b>.143</b>	<b>40-61</b>	<b>.656</b>	<b>61</b>	<b>64</b>	<b>125</b>	<b>5.2</b>	<b>55-2</b>	<b>18</b>	<b>21</b>	<b>13</b>	<b>9</b>	<b>125</b>	<b>5.2</b>
<b>TOTAL</b>		<b>94-51</b>	<b>1967/20.9</b>	<b>348-643</b>	<b>.541</b>	<b>3-13</b>	<b>.231</b>	<b>218-337</b>	<b>.647</b>	<b>238</b>	<b>361</b>	<b>599</b>	<b>6.4</b>	<b>201-4</b>	<b>55</b>	<b>140</b>	<b>62</b>	<b>39</b>	<b>917</b>	<b>9.8</b>

## Single Game Highs

Statistic	Value	
Points	24	vs Samford 02/01/23
Rebounds	17	at The Citadel 01/14/23
Assists	3	vs Ga. Southern 11/06/23, vs Howard 11/09/23
Steals	2	9 times
Blocks	3	vs Tennessee Tech 01/04/20, vs Wofford 01/18/23, vs North Carolina 01/30/24
FG Made	11	vs Eastern Ky. 02/13/20
FG Attempts	17	vs Lindenwood 11/20/22
3FG Made	1	vs UNC Greensboro 12/29/22, at ETSU 01/04/23, vs Howard 11/09/23
3FG Attempts	2	vs Ga. Southern 11/06/23, vs Howard 11/09/23
FT Made	11	at Tennessee Tech 12/17/22
FT Attempts	14	at Tennessee Tech 12/17/22

# CAREER SUMMARIES

## COLEMAN, Dallan "deebo"

SEASON	TEAM	GP-GS	MIN/AVG	Field Goals		3-Point		F-Throws		Rebounds				Scoring						
				FG-FGA	FG%	3FG-3FGA	3FG%	FT-FTA	FT%	OFF	DEF	TOT	AVG	PF-FO	A	TO	BLK	STL	PTS	AVG
2021-22	GaTech	31-5	734/23.7	63-161	.391	43-104	.413	23-32	.719	12	46	58	1.9	70-1	19	21	3	28	192	6.2
2022-23	GaTech	33-31	1031/31.3	103-274	.376	57-175	.326	51-74	.689	14	83	97	2.9	73-0	44	39	10	26	314	9.5
2023-24	GaTech	23-0	463/20.1	49-123	.398	29-80	.363	15-25	.600	20	39	59	2.6	41-0	13	8	5	11	142	6.2
<b>TOTAL</b>		<b>87-36</b>	<b>2229/25.6</b>	<b>215-558</b>	<b>.385</b>	<b>129-359</b>	<b>.359</b>	<b>89-131</b>	<b>.679</b>	<b>46</b>	<b>168</b>	<b>214</b>	<b>2.5</b>	<b>184-1</b>	<b>76</b>	<b>68</b>	<b>18</b>	<b>65</b>	<b>648</b>	<b>7.4</b>

### Single Game Highs

Statistic	Value	
Points	24	vs UMass Lowell 11/14/23
Rebounds	9	vs Pittsburgh 03/08/23
Assists	8	at Syracuse 02/28/23
Steals	4	vs Florida Tech 02/18/23
Blocks	2	vs Duke 01/28/23, vs Louisville 02/25/23
FG Made	7	vs UMass Lowell 11/14/23
FG Attempts	14	at Syracuse 02/28/23, vs Pittsburgh 03/08/23
3FG Made	5	vs Lamar University 11/15/21, vs Syracuse 01/21/23, vs UMass Lowell 11/14/23
3FG Attempts	12	at Syracuse 02/28/23
FT Made	9	at Georgia St. 11/12/22
FT Attempts	13	at Georgia St. 11/12/22

## DOWUONA, Ebenezer

SEASON	TEAM	GP-GS	MIN/AVG	Field Goals		3-Point		F-Throws		Rebounds				Scoring						
				FG-FGA	FG%	3FG-3FGA	3FG%	FT-FTA	FT%	OFF	DEF	TOT	AVG	PF-FO	A	TO	BLK	STL	PTS	AVG
2020-21	NCSU	9-0	48/5.3	2-8	.250	0-0	.000	1-2	.500	2	6	8	0.9	8-0	0	1	2	0	5	0.6
2021-22	NCSU	31-27	752/24.3	52-93	.559	0-0	.000	24-36	.667	63	63	126	4.1	98-7	6	15	54	12	128	4.1
2022-23	NCSU	30-3	327/10.9	21-46	.457	0-0	.000	9-17	.529	22	36	58	1.9	53-0	1	6	26	5	51	1.7
2023-24	GaTech	18-13	173/9.6	9-21	.429	0-0	.000	0-2	.000	14	11	25	1.4	23-0	2	8	5	1	18	1.0
<b>TOTAL FOR GaTech</b>		<b>18-13</b>	<b>173/9.6</b>	<b>9-21</b>	<b>.429</b>	<b>0-0</b>	<b>.000</b>	<b>0-2</b>	<b>.000</b>	<b>14</b>	<b>11</b>	<b>25</b>	<b>1.4</b>	<b>23-0</b>	<b>2</b>	<b>8</b>	<b>5</b>	<b>1</b>	<b>18</b>	<b>1.0</b>
<b>TOTAL</b>		<b>88-43</b>	<b>1300/14.8</b>	<b>84-168</b>	<b>.500</b>	<b>0-0</b>	<b>.000</b>	<b>34-57</b>	<b>.596</b>	<b>101</b>	<b>116</b>	<b>217</b>	<b>2.5</b>	<b>182-7</b>	<b>9</b>	<b>30</b>	<b>87</b>	<b>18</b>	<b>202</b>	<b>2.3</b>

### Single Game Highs

Statistic	Value	
Points	11	vs Virginia Tech 03/08/23
Rebounds	9	vs Bucknell 11/09/21, at Duke 01/15/22
Assists	2	vs Boston College 02/23/22
Steals	3	vs Oklahoma St. 11/17/21
Blocks	8	vs Nebraska 12/01/21
FG Made	5	vs Louisiana Tech 11/27/21, at Duke 01/15/22, vs Virginia Tech 03/08/23
FG Attempts	11	at Duke 01/15/22
FT Made	4	vs Colgate 11/13/21, at Miami (FL) 12/29/21
FT Attempts	6	vs Colgate 11/13/21

# CAREER SUMMARIES

## GAPARE, Tafara

				Field Goals		3-Point		F-Throws		Rebounds								Scoring		
SEASON	TEAM	GP-GS	MIN/AVG	FG-FGA	FG%	3FG-3FGA	3FG%	FT-FTA	FT%	OFF	DEF	TOT	AVG	PF-FO	A	TO	BLK	STL	PTS	AVG
2022-23	UMass	30-0	372/12.4	34-109	.312	12-45	.267	23-40	.575	15	48	63	2.1	39-0	8	33	20	14	103	3.4
2023-24	GaTech	21-7	348/16.6	32-101	.317	8-43	.186	21-33	.636	14	42	56	2.7	38-1	11	16	24	9	93	4.4
<b>TOTAL FOR GaTech</b>		<b>21-7</b>	<b>348/16.6</b>	<b>32-101</b>	<b>.317</b>	<b>8-43</b>	<b>.186</b>	<b>21-33</b>	<b>.636</b>	<b>14</b>	<b>42</b>	<b>56</b>	<b>2.7</b>	<b>38-1</b>	<b>11</b>	<b>16</b>	<b>24</b>	<b>9</b>	<b>93</b>	<b>4.4</b>
<b>TOTAL</b>		<b>51-7</b>	<b>720/14.1</b>	<b>66-210</b>	<b>.314</b>	<b>20-88</b>	<b>.227</b>	<b>44-73</b>	<b>.603</b>	<b>29</b>	<b>90</b>	<b>119</b>	<b>2.3</b>	<b>77-1</b>	<b>19</b>	<b>49</b>	<b>44</b>	<b>23</b>	<b>196</b>	<b>3.8</b>

## Single Game Highs

Statistic	Value	
Points	20	vs Penn St. 12/16/23
Rebounds	8	vs North Carolina 01/30/24
Assists	3	at Louisville 02/10/24
Steals	5	vs UAlbany 12/05/22
Blocks	5	vs Saint Louis 01/04/23
FG Made	7	vs Penn St. 12/16/23
FG Attempts	16	vs Penn St. 12/16/23
3FG Made	3	vs Penn St. 12/16/23
3FG Attempts	6	vs Penn St. 12/16/23
FT Made	5	vs Saint Louis 01/04/23
FT Attempts	8	vs Saint Louis 01/04/23

## GEORGE, Naithan

				Field Goals		3-Point		F-Throws		Rebounds								Scoring		
SEASON	TEAM	GP-GS	MIN/AVG	FG-FGA	FG%	3FG-3FGA	3FG%	FT-FTA	FT%	OFF	DEF	TOT	AVG	PF-FO	A	TO	BLK	STL	PTS	AVG
2023-24	GaTech	21-20	614/29.2	71-179	.397	22-78	.282	41-59	.695	9	36	45	2.1	36-0	103	40	3	9	205	9.8
<b>TOTAL</b>		<b>21-20</b>	<b>614/29.2</b>	<b>71-179</b>	<b>.397</b>	<b>22-78</b>	<b>.282</b>	<b>41-59</b>	<b>.695</b>	<b>9</b>	<b>36</b>	<b>45</b>	<b>2.1</b>	<b>36-0</b>	<b>103</b>	<b>40</b>	<b>3</b>	<b>9</b>	<b>205</b>	<b>9.8</b>

## Single Game Highs

Statistic	Value	
Points	20	at Clemson 01/16/24
Rebounds	5	at Georgia 12/05/23, vs Wake Forest 02/06/24
Assists	11	vs Notre Dame 01/09/24
Steals	2	vs Notre Dame 01/09/24, vs Nevada 12/24/23
Blocks	1	vs Mississippi St. 11/28/23, at Clemson 01/16/24, vs Pittsburgh 01/23/24
FG Made	8	at Clemson 01/16/24
FG Attempts	13	at Clemson 01/16/24, vs Wake Forest 02/06/24
3FG Made	4	at Clemson 01/16/24
3FG Attempts	7	at Clemson 01/16/24, vs Pittsburgh 01/23/24
FT Made	8	vs North Carolina 01/30/24
FT Attempts	10	vs North Carolina 01/30/24



# CAREER SUMMARIES

## KELLY, Miles

SEASON	TEAM	GP-GS	MIN/AVG	Field Goals		3-Point		F-Throws		Rebounds				Scoring						
				FG-FGA	FG%	3FG-3FGA	3FG%	FT-FTA	FT%	OFF	DEF	TOT	AVG	PF-FO	A	TO	BLK	STL	PTS	AVG
2021-22	GaTech	30-1	434/14.5	48-118	.407	26-75	.347	13-18	.722	7	36	43	1.4	30-0	15	19	3	15	135	4.5
2022-23	GaTech	33-27	1070/32.4	167-407	.410	89-235	.379	53-59	.898	10	102	112	3.4	71-0	43	49	2	24	476	14.4
2023-24	GaTech	24-24	765/31.9	119-319	.373	49-156	.314	67-95	.705	28	114	142	5.9	59-1	44	49	6	15	354	14.8
<b>TOTAL</b>		<b>87-52</b>	<b>2268/26.1</b>	<b>334-844</b>	<b>.396</b>	<b>164-466</b>	<b>.352</b>	<b>133-172</b>	<b>.773</b>	<b>45</b>	<b>252</b>	<b>297</b>	<b>3.4</b>	<b>160-1</b>	<b>102</b>	<b>117</b>	<b>11</b>	<b>54</b>	<b>965</b>	<b>11.1</b>

## Single Game Highs

Statistic	Value	
Points	36	at Louisville 02/10/24
Rebounds	12	vs Mississippi St. 11/28/23
Assists	6	vs Penn St. 12/16/23
Steals	3	at North Carolina 12/10/22, at Notre Dame 01/10/23
Blocks	2	vs UMass Lowell 11/14/23
FG Made	11	at Louisville 02/10/24
FG Attempts	24	vs Howard 11/09/23
3FG Made	7	at Syracuse 02/28/23, vs Notre Dame 01/09/24
3FG Attempts	15	vs Notre Dame 01/09/24
FT Made	8	vs Howard 11/09/23, vs Mississippi St. 11/28/23, at Louisville 02/10/24
FT Attempts	13	vs Howard 11/09/23

# CAREER SUMMARIES

## MURPHY, Carter

SEASON	TEAM	GP-GS	MIN/AVG	Field Goals		3-Point		F-Throws		Rebounds				Scoring						
				FG-FGA	FG%	3FG-3FGA	3FG%	FT-FTA	FT%	OFF	DEF	TOT	AVG	PF-FO	A	TO	BLK	STL	PTS	AVG
2019-20	USAFA	13-0	57/4.4	8-17	.471	8-16	.500	7-8	.875	0	8	8	0.6	3-0	5	1	0	4	31	2.4
2020-21	USAFA	8-5	172/21.5	10-28	.357	5-19	.263	8-8	1.000	2	14	16	2.0	21-1	9	10	2	6	33	4.1
2021-22	USAFA	18-1	225/12.5	24-58	.414	10-35	.286	2-3	.667	2	26	28	1.6	31-1	9	7	1	8	60	3.3
2022-23	USAFA	31-2	549/17.7	87-174	.500	16-57	.281	34-41	.829	8	46	54	1.7	54-0	34	37	6	21	224	7.2
2023-24	GaTech	9-0	68/7.5	7-16	.438	6-13	.462	0-0	.000	0	9	9	1.0	11-0	2	1	2	2	20	2.2
<b>TOTAL FOR GaTech</b>		<b>9-0</b>	<b>68/7.5</b>	<b>7-16</b>	<b>.438</b>	<b>6-13</b>	<b>.462</b>	<b>0-0</b>	<b>.000</b>	<b>0</b>	<b>9</b>	<b>9</b>	<b>1.0</b>	<b>11-0</b>	<b>2</b>	<b>1</b>	<b>2</b>	<b>2</b>	<b>20</b>	<b>2.2</b>
<b>TOTAL</b>		<b>79-8</b>	<b>1071/13.6</b>	<b>136-293</b>	<b>.464</b>	<b>45-140</b>	<b>.321</b>	<b>51-60</b>	<b>.850</b>	<b>12</b>	<b>103</b>	<b>115</b>	<b>1.5</b>	<b>120-2</b>	<b>59</b>	<b>56</b>	<b>11</b>	<b>41</b>	<b>368</b>	<b>4.7</b>

## Single Game Highs

Statistic	Value	
Points	19	at UNLV 03/08/23
Rebounds	6	vs New Mexico 02/24/21
Assists	5	at UNLV 03/08/23
Steals	5	at UNLV 02/24/23
Blocks	2	vs Ark.-Pine Bluff 11/30/22, at UNLV 02/24/23, at Cincinnati 11/22/23
FG Made	8	vs New Mexico 02/10/23
FG Attempts	12	vs New Mexico 02/10/23, at Utah St. 02/14/23, vs San Jose St. 03/04/23
3FG Made	4	vs JWU (Denver) 12/17/19
3FG Attempts	5	at Colorado St. 03/01/21, vs Fresno St. 02/22/22, at Bowling Green 11/07/22
FT Made	6	at UNLV 03/08/23
FT Attempts	6	vs Wyoming 01/17/23, at UNLV 03/08/23

## NDONGO, Baye

SEASON	TEAM	GP-GS	MIN/AVG	Field Goals		3-Point		F-Throws		Rebounds				Scoring						
				FG-FGA	FG%	3FG-3FGA	3FG%	FT-FTA	FT%	OFF	DEF	TOT	AVG	PF-FO	A	TO	BLK	STL	PTS	AVG
2023-24	GaTech	21-21	566/26.9	105-182	.577	3-10	.300	36-61	.590	52	116	168	8.0	62-5	16	51	26	17	249	11.9
<b>TOTAL</b>		<b>21-21</b>	<b>566/26.9</b>	<b>105-182</b>	<b>.577</b>	<b>3-10</b>	<b>.300</b>	<b>36-61</b>	<b>.590</b>	<b>52</b>	<b>116</b>	<b>168</b>	<b>8.0</b>	<b>62-5</b>	<b>16</b>	<b>51</b>	<b>26</b>	<b>17</b>	<b>249</b>	<b>11.9</b>

## Single Game Highs

Statistic	Value	
Points	22	at Hawaii 12/22/23
Rebounds	19	vs Penn St. 12/16/23
Assists	3	vs Mississippi St. 11/28/23, at Georgia 12/05/23
Steals	3	at Georgia 12/05/23
Blocks	4	vs Duke 12/02/23
FG Made	10	at Hawaii 12/22/23
FG Attempts	15	vs Notre Dame 01/09/24
3FG Made	1	vs Duke 12/02/23, vs Boston College 01/06/24, vs Notre Dame 01/09/24
3FG Attempts	2	vs Duke 12/02/23, vs Notre Dame 01/09/24
FT Made	6	vs Nevada 12/24/23
FT Attempts	8	at Florida St. 01/03/24

# CAREER SUMMARIES

## NICHOLS, Emmer

				Field Goals		3-Point		F-Throws		Rebounds				Scoring						
SEASON	TEAM	GP-GS	MIN/AVG	FG-FGA	FG%	3FG-3FGA	3FG%	FT-FTA	FT%	OFF	DEF	TOT	AVG	PF-FO	A	TO	BLK	STL	PTS	AVG
2023-24	GaTech	2-0	4/2.0	0-0	.000	0-0	.000	0-0	.000	1	3	4	2.0	0-0	0	0	0	0	0	0.0
<b>TOTAL</b>		<b>2-0</b>	<b>4/2.0</b>	<b>0-0</b>	<b>.000</b>	<b>0-0</b>	<b>.000</b>	<b>0-0</b>	<b>.000</b>	<b>1</b>	<b>3</b>	<b>4</b>	<b>2.0</b>	<b>0-0</b>	<b>0</b>	<b>0</b>	<b>0</b>	<b>0</b>	<b>0</b>	<b>0.0</b>

### Single Game Highs

Statistic	Value
Rebounds	3 vs Alabama A&M 12/09/23

## REEVES JR., Kowacie

				Field Goals		3-Point		F-Throws		Rebounds				Scoring						
SEASON	TEAM	GP-GS	MIN/AVG	FG-FGA	FG%	3FG-3FGA	3FG%	FT-FTA	FT%	OFF	DEF	TOT	AVG	PF-FO	A	TO	BLK	STL	PTS	AVG
2021-22	UF	29-10	451/15.6	50-132	.379	32-96	.333	27-36	.750	14	28	42	1.4	25-0	11	18	4	14	159	5.5
2022-23	UF	31-7	599/19.3	93-247	.377	34-130	.262	44-62	.710	12	70	82	2.6	42-1	17	34	6	17	264	8.5
2023-24	GaTech	24-24	723/30.1	87-210	.414	42-106	.396	36-44	.818	24	72	96	4.0	29-0	20	31	14	14	252	10.5
<b>TOTAL FOR GaTech</b>		<b>24-24</b>	<b>723/30.1</b>	<b>87-210</b>	<b>.414</b>	<b>42-106</b>	<b>.396</b>	<b>36-44</b>	<b>.818</b>	<b>24</b>	<b>72</b>	<b>96</b>	<b>4.0</b>	<b>29-0</b>	<b>20</b>	<b>31</b>	<b>14</b>	<b>14</b>	<b>252</b>	<b>10.5</b>
<b>TOTAL</b>		<b>84-41</b>	<b>1774/21.1</b>	<b>230-589</b>	<b>.390</b>	<b>108-332</b>	<b>.325</b>	<b>107-142</b>	<b>.754</b>	<b>50</b>	<b>170</b>	<b>220</b>	<b>2.6</b>	<b>96-1</b>	<b>48</b>	<b>83</b>	<b>24</b>	<b>45</b>	<b>675</b>	<b>8.0</b>

### Single Game Highs

Statistic	Value
Points	21 vs Texas A&M 03/10/22
Rebounds	10 vs Alabama A&M 12/09/23
Assists	3 4 times
Steals	3 at Xavier 03/20/22, vs Ga. Southern 11/06/23
Blocks	3 at Cincinnati 11/22/23
FG Made	8 vs Florida A&M 11/30/22
FG Attempts	16 at Florida St. 01/03/24
3FG Made	5 at Clemson 01/16/24
3FG Attempts	8 4 times
FT Made	6 vs Texas A&M 03/10/22, vs Alabama A&M 12/09/23
FT Attempts	8 vs Texas A&M 03/10/22

# CAREER SUMMARIES

## SACKO, Ibrahima

				Field Goals		3-Point		F-Throws		Rebounds				Scoring						
SEASON	TEAM	GP-GS	MIN/AVG	FG-FGA	FG%	3FG-3FGA	3FG%	FT-FTA	FT%	OFF	DEF	TOT	AVG	PF-FO	A	TO	BLK	STL	PTS	AVG
2023-24	GaTech	17-3	173/10.2	12-27	.444	3-12	.250	3-9	.333	14	24	38	2.2	22-0	3	10	2	8	30	1.8
<b>TOTAL</b>		<b>17-3</b>	<b>173/10.2</b>	<b>12-27</b>	<b>.444</b>	<b>3-12</b>	<b>.250</b>	<b>3-9</b>	<b>.333</b>	<b>14</b>	<b>24</b>	<b>38</b>	<b>2.2</b>	<b>22-0</b>	<b>3</b>	<b>10</b>	<b>2</b>	<b>8</b>	<b>30</b>	<b>1.8</b>

## Single Game Highs

Statistic	Value	
Points	6	at Louisville 02/10/24
Rebounds	8	vs UMass Lowell 11/14/23
Assists	1	vs UMass Lowell 11/14/23, at Georgia 12/05/23, at Louisville 02/10/24
Steals	3	vs UMass Lowell 11/14/23
Blocks	1	vs Mississippi St. 11/28/23, vs Duke 12/02/23
FG Made	3	at Louisville 02/10/24
FG Attempts	5	at Louisville 02/10/24
3FG Made	1	at Cincinnati 11/22/23, vs Massachusetts 12/21/23, vs North Carolina 01/30/24
3FG Attempts	3	at Cincinnati 11/22/23
FT Made	2	vs Wake Forest 02/06/24
FT Attempts	2	4 times

## SAN MIGUEL, Marcos

				Field Goals		3-Point		F-Throws		Rebounds				Scoring						
SEASON	TEAM	GP-GS	MIN/AVG	FG-FGA	FG%	3FG-3FGA	3FG%	FT-FTA	FT%	OFF	DEF	TOT	AVG	PF-FO	A	TO	BLK	STL	PTS	AVG
2023-24	GaTech	1-0	2/1.9	0-2	.000	0-1	.000	0-0	.000	1	0	1	1.0	0-0	0	1	0	0	0	0.0
<b>TOTAL</b>		<b>1-0</b>	<b>2/1.9</b>	<b>0-2</b>	<b>.000</b>	<b>0-1</b>	<b>.000</b>	<b>0-0</b>	<b>.000</b>	<b>1</b>	<b>0</b>	<b>1</b>	<b>1.0</b>	<b>0-0</b>	<b>0</b>	<b>1</b>	<b>0</b>	<b>0</b>	<b>0</b>	<b>0.0</b>

## Single Game Highs

Statistic	Value	
Rebounds	1	vs Alabama A&M 12/09/23
FG Attempts	2	vs Alabama A&M 12/09/23
3FG Attempts	1	vs Alabama A&M 12/09/23

GAME NOTES



# CAREER SUMMARIES

## STURDIVANT, Kyle

SEASON	TEAM	GP-GS	MIN/AVG	Field Goals		3-Point		F-Throws		Rebounds				Scoring						
				FG-FGA	FG%	3FG-3FGA	3FG%	FT-FTA	FT%	OFF	DEF	TOT	AVG	PF-FO	A	TO	BLK	STL	PTS	AVG
2019-20	USC	21-0	175/8.3	16-46	.348	3-14	.214	8-9	.889	4	20	24	1.1	10-0	25	22	1	5	43	2.0
2020-21	GaTech	26-0	308/11.8	32-74	.432	8-22	.364	18-23	.783	2	22	24	0.9	27-0	27	17	2	6	90	3.5
2021-22	GaTech	32-28	808/25.2	89-216	.412	26-78	.333	39-50	.780	7	74	81	2.5	55-2	73	38	2	30	243	7.6
2022-23	GaTech	33-21	788/23.9	103-262	.393	36-112	.321	41-59	.695	7	69	76	2.3	60-0	110	53	3	24	283	8.6
2023-24	GaTech	24-0	464/19.4	67-159	.421	24-64	.375	43-49	.878	7	44	51	2.1	37-0	68	32	1	15	201	8.4
<b>TOTAL FOR GaTech</b>		<b>115-49</b>	<b>2367/20.6</b>	<b>291-711</b>	<b>.409</b>	<b>94-276</b>	<b>.341</b>	<b>141-181</b>	<b>.779</b>	<b>23</b>	<b>209</b>	<b>232</b>	<b>2.0</b>	<b>179-2</b>	<b>278</b>	<b>140</b>	<b>8</b>	<b>75</b>	<b>817</b>	<b>7.1</b>
<b>TOTAL</b>		<b>136-49</b>	<b>2542/18.7</b>	<b>307-757</b>	<b>.406</b>	<b>97-290</b>	<b>.334</b>	<b>149-190</b>	<b>.784</b>	<b>27</b>	<b>229</b>	<b>256</b>	<b>1.9</b>	<b>189-2</b>	<b>303</b>	<b>162</b>	<b>9</b>	<b>80</b>	<b>860</b>	<b>6.3</b>

## Single Game Highs

Statistic	Value	
Points	21	vs Massachusetts 12/21/23
Rebounds	10	vs Boston College 01/06/24
Assists	10	vs Louisville 02/25/23
Steals	4	at Clemson 03/02/22
Blocks	1	9 times
FG Made	7	4 times
FG Attempts	16	at Louisville 02/01/23
3FG Made	4	vs North Carolina 01/30/24
3FG Attempts	9	at Louisville 02/01/23
FT Made	8	vs Massachusetts 12/21/23
FT Attempts	8	vs Clayton St. 11/07/22, vs Massachusetts 12/21/23

## TERRY, Lance

SEASON	TEAM	GP-GS	MIN/AVG	Field Goals		3-Point		F-Throws		Rebounds				Scoring						
				FG-FGA	FG%	3FG-3FGA	3FG%	FT-FTA	FT%	OFF	DEF	TOT	AVG	PF-FO	A	TO	BLK	STL	PTS	AVG
2019-20	GW	15-0	161/10.7	18-49	.367	13-38	.342	4-7	.571	0	22	22	1.5	21-0	5	13	3	7	53	3.5
2020-21	GW	9-6	201/22.4	31-64	.484	18-41	.439	23-25	.920	3	15	18	2.0	22-0	5	8	1	5	103	11.4
2021-22	GW	31-31	972/31.4	158-344	.459	57-163	.350	69-85	.812	26	80	106	3.4	69-1	37	44	12	32	442	14.3
2022-23	GaTech	29-21	857/29.6	106-252	.421	47-121	.388	35-43	.814	15	67	82	2.8	59-2	36	27	6	18	294	10.1
<b>TOTAL FOR GaTech</b>		<b>29-21</b>	<b>857/29.6</b>	<b>106-252</b>	<b>.421</b>	<b>47-121</b>	<b>.388</b>	<b>35-43</b>	<b>.814</b>	<b>15</b>	<b>67</b>	<b>82</b>	<b>2.8</b>	<b>59-2</b>	<b>36</b>	<b>27</b>	<b>6</b>	<b>18</b>	<b>294</b>	<b>10.1</b>
<b>TOTAL</b>		<b>84-58</b>	<b>2191/26.1</b>	<b>313-709</b>	<b>.441</b>	<b>135-363</b>	<b>.372</b>	<b>131-160</b>	<b>.819</b>	<b>44</b>	<b>184</b>	<b>228</b>	<b>2.7</b>	<b>171-3</b>	<b>83</b>	<b>92</b>	<b>22</b>	<b>62</b>	<b>892</b>	<b>10.6</b>

## Single Game Highs

Statistic	Value	
Points	26	at Hampton 12/30/20
Rebounds	7	4 times
Assists	4	at USC Upstate 02/26/22
Steals	3	at East Carolina 12/04/21, at Florida St. 01/07/23
Blocks	2	at UNLV 11/10/21, at N.C. Central 12/15/21, at Longwood 01/15/22
FG Made	8	7 times
FG Attempts	19	at Florida St. 12/21/20
3FG Made	7	at Syracuse 02/28/23
3FG Attempts	11	vs Louisville 02/25/23
FT Made	9	at Hampton 12/30/20
FT Attempts	9	at Hampton 12/30/20, at Campbell 02/09/22









2023-24 BOX SCORES

**Georgia Tech at Clemson**  
 Official Basketball Box Score - Final  
 01/16/24 Littlejohn Coliseum, Clemson  
 2023-24 Clemson Men's Basketball  
 Game Time: 9:00 PM  
 Game Duration: 2:51  
 Attendance: 7,217  
 Officials: Roger Ayers, Lee Cassell, Lamar Simpson

**Georgia Tech - 93**      Record: 9-8 (2-4)  
 11 Baye Ndongo F 40:50 4-8 0-0 3-5 2 8 10 5 4 11 1 5 1 1 0 0 8  
 10 Ebezenzer Dowuona C 06:07 0-0 0-0 0-0 1 1 0 0 0 0 0 0 0 0 0 0 4  
 2 Nathanael George G 36:46 8-13 4-7 0-0 0 1 1 1 2 20 6 1 1 1 1 1 1  
 13 Miles Kelly G 41:41 6-16 1-6 1-2 1 5 6 4 2 14 1 2 0 0 0 3 8  
 14 Kowaciac Reeves G 42:46 5-7 5-7 0-0 0 0 0 3 15 0 1 0 0 0 0 6  
 12 Tyzhawn Claude 22:33 5-10 3-8 5-5 0 1 1 1 2 18 2 1 1 0 0 0 10  
 12 Tyzhawn Claude 38:18 1-1 0-0 7-8 4 4 8 3 5 9 2 1 2 1 0 0 1  
 3 Dallan "Deebo" Coleman 12:03 2-3 2-3 0-0 0 0 0 2 0 6 0 0 0 0 0 0 3  
 5 Tafari Gapeare 08:55 0-4 0-4 0-0 1 3 4 2 0 0 0 1 0 0 1 0 10  
 Team 0 0 0 0 0 0 0 0 0 0 0 0 0 0 0 0 0  
**Totals** 31-62 15-35 16-20 9 24 33 22 15 93 13 12 5 4 4 3

**Clemson - 90**      Record: 12-5 (2-4)  
 4 Ian Schiefelbin F 38:16 7-10 0-0 6-8 8 7 15 1 6 20 4 2 0 0 1 1 1  
 24 PJ Hall F 40:56 11-23 1-5 8-10 9 8 17 2 6 31 1 1 3 3 1 1 1  
 1 Chase Hunter G 42:23 5-14 0-5 8-9 2 0 2 2 5 18 1 1 1 2 1 0 4  
 2 Dillon Hunter G 35:42 1-3 0-2 0-2 1 0 1 5 1 2 3 0 0 0 0 0 6  
 11 Joseph Girard III G 42:49 2-9 2-5 5-5 0 0 2 1 2 11 2 1 0 0 2 1 1  
 0 Josh Beadle 04:54 0-1 0-1 0-0 0 0 0 1 0 0 1 0 0 0 0 0 3  
 10 RJ Godfrey 19:25 3-6 0-0 2-4 0 0 1 2 2 8 0 2 0 0 0 0 8  
 21 Chauncey Wiggins 14:38 0-1 0-1 0-0 1 3 4 0 0 0 0 1 0 0 0 0 0  
 5 Jack Clark 09:41 0-3 0-2 0-0 1 1 2 1 0 0 0 1 0 0 0 0 3  
 33 Bas Layte 01:23 0-0 0-0 0-0 0 0 0 0 0 0 0 0 0 0 0 0 0  
 Team 0 0 0 0 0 0 0 0 2 2 0 0 0 0 0 0 0  
**Totals** 29-70 13-21 29-38 22 23 45 15 22 90 13 10 5 4 4 3

**Technical Fouls:** NONE  
**Shooting By Period**  
 1st FG% 12-29 41.4%  
 2nd FG% 12-23 52.2%  
 3rd FG% 6-7 85.7%  
 FT% 14-19 73.7%  
 OTFG% 5-8 62.5%  
 3PT% 6-7 85.7%  
 GMFG% 29-70 41.4%  
 FT% 19-25 76.0%  
 Dead Ball Rebounds: 4

**Period by Period Scoring**  

1st	2nd	OT1	OT2	TOT
30	41	11	11	93

**Points from Turnovers** 10 14  
**Paint** 26 50  
**Second Chance** 12 30  
**Fast Breaks** 3 4  
**Bench** 33 8

**Pittsburgh at Georgia Tech**  
 Official Basketball Box Score - Final  
 01/23/24 McCamish Pavilion, Atlanta  
 2023-24 Men's Basketball  
 Game Time: 7:00 PM  
 Game Duration: 2:59  
 Attendance: 5,612  
 Officials: Jamie Luckie, Kipp Kissinger, Matt Potter

**Pittsburgh - 72**      Record: 12-7 (3-5)  
 2 Blake Hinson F 31:56 3-8 1-4 2-2 0 6 6 4 1 9 1 2 0 1 1 1  
 55 Zack Austin F 24:49 2-4 0-1 0-0 1 2 3 1 0 4 4 1 2 0 0 1 13  
 33 Federico Federico C 22:17 1-3 0-0 0-2 5 2 7 1 2 2 1 2 1 0 0 9  
 7 Carlton Carrington G 38:24 6-10 2-5 5-6 1 5 6 0 3 19 3 2 0 1 0 20  
 15 Jaland Lowe G 35:14 4-9 2-5 2-3 0 3 3 2 3 12 3 2 2 0 1 0  
 5 Ishmael Leggett 28:18 4-11 1-2 5-6 0 4 4 1 3 14 1 1 0 1 2 12  
 25 Guillermo Diaz Graham 16:54 4-5 2-2 2-2 1 1 2 5 4 12 0 1 1 0 1 15  
 24 William Jeffress 02:08 0-0 0-0 0-0 0 0 0 0 0 0 0 0 0 0 0 1  
 Team 0 0 0 0 0 0 0 0 0 0 0 0 0 0 0 0  
**Totals** 24-50 8-19 16-21 9 24 33 14 16 72 13 11 6 4 5 8

**Georgia Tech - 64**      Record: 9-10 (2-5)  
 11 Baye Ndongo F 33:25 7-12 0-0 3-4 2 6 8 1 3 17 0 4 1 2 0 3  
 23 Ibrahim Sacko F 12:27 0-2 0-1 0-0 2 3 5 1 1 0 0 0 0 0 0 4  
 2 Nathanael George G 37:52 3-10 2-7 2-2 1 0 1 2 3 10 4 1 0 1 1 4  
 13 Miles Kelly G 17:26 0-2 0-1 0-0 2 2 3 0 0 2 1 0 0 1 0 1  
 14 Kowaciac Reeves G 35:14 5-10 2-6 3-4 2 3 5 1 3 15 0 0 1 0 0 7  
 12 Tyzhawn Claude 25:18 5-10 2-3 2-2 1 1 2 1 1 14 3 0 2 0 1 16  
 3 Dallan "Deebo" Coleman 11:50 1-5 1-4 0-0 0 1 1 3 1 3 0 0 0 1 1 4  
 5 Tafari Gapeare 15:27 1-5 1-3 1-2 0 1 1 1 1 4 0 1 0 0 0 9  
 12 Tyzhawn Claude 11:01 0-0 0-0 1-2 4 1 5 2 1 1 0 1 1 2 0 0  
 Team 0 0 0 0 0 0 0 0 0 0 0 0 0 0 0 0  
**Totals** 22-56 8-25 12-16 12 19 31 16 14 64 9 9 5 5 4 8

**Technical Fouls:** NONE  
**Shooting By Period**  
 1st FG% 10-31 32.3%  
 2nd FG% 12-25 48.0%  
 3rd FG% 9-12 75.0%  
 FT% 9-12 75.0%  
 GMFG% 22-56 39.3%  
 FT% 9-12 75.0%  
 Dead Ball Rebounds: 2

**Period by Period Scoring**  

1st	2nd	TOT
31	41	72

**Points from Turnovers** 13 13  
**Paint** 22 24  
**Second Chance** 11 12  
**Fast Breaks** 2 6  
**Bench** 26 22

**Georgia Tech at Virginia Tech**  
 Official Basketball Box Score - Final  
 01/20/24 McCamish Pavilion, Atlanta  
 2023-24 Men's Basketball  
 Game Time: 6:00 PM  
 Game Duration: 1:58  
 Attendance: 6,380  
 Officials: Brett Smith, Roymie Syons, Jeff Pott

**Georgia Tech - 66**      Record: 9-9 (2-5)  
 11 Baye Ndongo F 28:19 6-7 0-0 3-4 1 4 5 3 2 15 0 3 1 2 1 10  
 10 Ebezenzer Dowuona C 07:12 0-0 0-0 0 0 0 0 0 0 0 0 0 0 0 0 2  
 2 Nathanael George G 33:09 4-8 1-4 6-6 0 1 1 3 4 15 9 3 0 0 0 1  
 13 Miles Kelly G 30:09 3-11 2-7 0-0 5 5 3 3 0 8 1 2 1 0 1 17  
 14 Kowaciac Reeves G 30:24 2-7 2-6 0-0 1 2 3 1 0 6 0 3 1 0 1 15  
 12 Tyzhawn Claude 23:37 3-9 2-6 0-0 1 3 4 2 1 8 0 0 1 0 0 1  
 3 Dallan "Deebo" Coleman 12:58 2-5 1-2 0-2 1 1 2 0 3 6 0 0 0 0 0 4  
 5 Tafari Gapeare 09:28 1-2 1-2 0-0 0 1 1 0 2 3 1 0 0 0 0 3  
 23 Ibrahim Sacko 02:07 0-0 0-0 0-0 1 1 0 0 0 0 0 0 0 0 0 1  
 Team 1 2 3 0 0 0 0 0 0  
**Totals** 23-51 9-27 11-15 8 21 29 13 14 66 12 13 4 2 3 9

**Technical Fouls:** NONE  
**Shooting By Period**  
 1st FG% 11-25 44.0%  
 2nd FG% 12-26 46.2%  
 3rd FG% 4-5 80.0%  
 FT% 9-11 81.8%  
 GMFG% 23-51 45.1%  
 FT% 11-15 73.3%  
 Dead Ball Rebounds: 3

**Period by Period Scoring**  

1st	2nd	TOT
29	37	66

**Georgia Tech at Virginia Tech**  
 Official Basketball Box Score - Final  
 01/27/24 Cassell Coliseum, Blacksburg, Va.  
 2023-24 Men's Basketball  
 Game Time: 5:01 PM  
 Game Duration: 3:09  
 Attendance: 8,925  
 Officials: Bill Covington Jr., Clarence Armstrong, Mark Schuur

**Georgia Tech - 67**      Record: 9-11 (2-7)  
 11 Baye Ndongo F 28:39 7-13 0-0 2-5 5 4 9 2 4 16 0 0 1 0 2 0 13  
 23 Ibrahim Sacko F 06:38 0-0 0-0 0 0 0 0 0 0 0 0 0 0 0 0 0  
 2 Nathanael George G 32:13 3-10 1-2 0-0 2 0 2 1 1 7 8 1 0 0 0 10  
 13 Miles Kelly G 26:10 4-9 1-3 2-2 3 3 2 4 11 1 0 1 1 0 13  
 14 Kowaciac Reeves Jr. G 25:13 2-10 2-6 0-0 0 0 0 1 6 11 0 1 0 1 25  
 12 Tyzhawn Claude 17:48 3-10 1-4 2-2 1 2 3 2 1 9 3 1 1 0 0 13  
 3 Dallan "Deebo" Coleman 10:52 1-4 1-3 0-0 4 4 2 1 3 0 0 0 0 1 3  
 5 Tafari Gapeare 11:05 0-2 0-1 0-0 0 0 0 0 0 0 0 0 0 0 0 0  
 12 Tyzhawn Claude 23:33 3-3 0-0 2-3 0 3 3 4 3 8 0 1 0 2 0 7  
 24 Amaree Abram 06:46 0-1 0-0 1-2 0 0 0 0 1 1 0 0 0 0 0 1  
 4 Carter Murphy 11:03 2-4 2-3 0-0 0 1 1 3 0 6 1 0 0 0 1 2  
 Team 2 4 6 0 0 0 0 0  
**Totals** 25-66 8-22 9-14 13 18 31 16 17 67 14 5 2 5 3 24

**Virginia Tech - 91**      Record: 13-7 (5-4)  
 31 Robbie Beran F 26:27 4-7 1-3 5-6 1 8 9 3 3 14 2 1 0 0 0 20  
 15 Lynn Kidd C 15:32 7-9 0-0 4-4 3 1 4 4 3 18 1 1 0 0 1 4  
 0 Hunter Cattoor G 38:07 4-7 3-6 0-1 4 4 3 7 1 5 1 0 0 0 21  
 2 M J Collins G 33:39 3-9 1-4 0-0 0 3 3 1 0 11 4 2 1 0 1 20  
 3 Sean Pedulla G 35:25 3-8 3-6 0-0 2 2 1 3 9 5 1 0 0 0 18  
 24 Myllylaei Potat 23:17 6-9 0-0 6-6 1 5 6 2 3 18 1 1 0 2 3 15  
 23 Tyler Nickal 22:07 4-7 3-6 0-0 1 2 3 2 0 11 3 0 0 1 0 6  
 10 Brandon Rechsteiner 01:32 0-1 0-1 0-0 0 0 0 0 0 0 0 0 0 0 0 3  
 13 Jaydon Young 01:32 0-0 0-0 0 0 1 1 1 0 0 0 0 0 0 0 3  
 5 Patrick Wessler 01:11 0-0 0-0 0 0 0 0 0 0 0 0 0 0 0 0 5  
 11 John Camden 01:11 1-1 1-1 0-0 0 1 1 0 0 3 1 0 0 0 0 5  
 Team 2 2 4 0 0 0 0 0  
**Totals** 32-58 12-27 15-17 8 29 37 17 15 91 23 7 2 3 5 24

**Technical Fouls:** NONE  
**Shooting By Period**  
 1st FG% 17-33 51.5%  
 2nd FG% 15-25 60.0%  
 3rd FG% 7-13 53.8%  
 FT% 10-12 83.3%  
 GMFG% 32-58 55.2%  
 FT% 12-27 44.4%  
 FT% 15-17 88.2%  
 Dead Ball Rebounds: 11

**Points from Turnovers** 10 4  
**Paint** 30 36  
**Second Chance** 14 9  
**Fast Breaks** 4 0  
**Bench** 27 37 64

GAME NOTES

2023-24 BOX SCORES

Box score for North Carolina at Georgia Tech. Includes player stats for North Carolina and Georgia Tech, and team totals.

Technical Fouls: NONE. Shooting By Period for Georgia Tech -74. Includes 1st, 2nd, and 3rd FG percentages and FT percentages.

Biggest lead, Best Scoring Run, Lead Changes, Times Tied, Time with Lead. Includes UNC and GaTech stats.

Box score for Wake Forest at Georgia Tech. Includes player stats for Wake Forest and Georgia Tech, and team totals.

Technical Fouls: NONE. Shooting By Period for Georgia Tech -51. Includes 1st, 2nd, and 3rd FG percentages and FT percentages.

Biggest lead, Best Scoring Run, Lead Changes, Times Tied, Time with Lead. Includes Wake and GaTech stats.

Box score for Georgia Tech at NC State. Includes player stats for Georgia Tech and NC State, and team totals.

Technical Fouls: NONE. Shooting By Period for NC State -82. Includes 1st, 2nd, and 3rd FG percentages and FT percentages.

Biggest lead, Best Scoring Run, Lead Changes, Times Tied, Time with Lead. Includes GT and ST stats.

Box score for Georgia Tech at Louisville. Includes player stats for Georgia Tech and Louisville, and team totals.

Technical Fouls: NONE. Shooting By Period for Louisville -79. Includes 1st, 2nd, and 3rd FG percentages and FT percentages.

Biggest lead, Best Scoring Run, Lead Changes, Times Tied, Time with Lead. Includes GIT and LOU stats.

GAME NOTES

# MISCELLANEOUS

## Starting Lineups

Date	Opponent	Result	F	F	C	G	G	Lineup#	Record
N6	GEORGIA SOUTHERN	W, 84-62	Reeves, Jr.	Gapare	Claude	Kelly	Abram	1	1-0
N9	HOWARD	W, 88-85	Reeves, Jr.	Gapare	Claude	Kelly	Abram	1	2-0
N14	UMASS LOWELL	L, 71-74	Reeves, Jr.	Gapare	Claude	Kelly	Abram	1	2-1
N22	at Cincinnati	L, 54-89	Reeves, Jr.	Ndongo	Claude	Kelly	Abram	2	0-1
N28	MISSISSIPPI STATE	W, 67-59	Reeves, Jr.	Ndongo	Dowuona	Kelly	George	3	1-0
D2	DUKE	W, 72-68	Reeves, Jr.	Ndongo	Dowuona	Kelly	George	3	2-0
D5	at Georgia	L, 62-76	Reeves, Jr.	Ndongo	Dowuona	Kelly	George	3	2-1
D9	ALABAMA A&M	W, 70-49	Reeves, Jr.	Ndongo	Dowuona	Kelly	George	3	3-1
D16	vs. Penn State	W, 82-81 (ot)	Reeves, Jr.	Ndongo	Dowuona	Kelly	George	3	4-1
D21	vs. Massachusetts	W, 73-70	Reeves, Jr.	Ndongo	Dowuona	Kelly	George	3	5-1
D22	at Hawai'i	W, 73-68	Reeves, Jr.	Ndongo	Gapare	Kelly	George	4	1-0
D24	vs. Nevada	L, 64-72	Reeves, Jr.	Ndongo	Gapare	Kelly	George	4	1-1
J3	at Florida State	L, 71-82	Reeves, Jr.	Ndongo	Sacko	Kelly	George	5	0-1
J6	BOSTON COLLEGE	L, 87-95	Reeves, Jr.	Ndongo	Dowuona	Kelly	George	3	5-2
J9	NOTRE DAME	L, 68-75 (ot)	Reeves, Jr.	Ndongo	Dowuona	Kelly	George	3	5-3
J13	at Duke	L, 79-84	Reeves, Jr.	Ndongo	Gapare	Kelly	George	4	1-2
J16	at Clemson	W, 93-90 (2ot)	Reeves, Jr.	Ndongo	Dowuona	Kelly	George	3	6-3
J20	VIRGINIA	L, 66-75	Reeves, Jr.	Ndongo	Dowuona	Kelly	George	3	6-4
J23	PITTSBURGH	L, 64-72	Reeves, Jr.	Ndongo	Sacko	Kelly	George	5	0-2
J27	at Virginia Tech	L, 67-91	Reeves, Jr.	Ndongo	Sacko	Kelly	George	5	0-3
J30	NORTH CAROLINA	W, 74-73	Reeves, Jr.	Ndongo	Dowuona	Kelly	George	3	7-4
F3	at NC State	L, 76-82	Reeves, Jr.	Ndongo	Dowuona	Kelly	George	3	7-5
F6	WAKE FOREST	L, 51-80	Reeves, Jr.	Ndongo	Dowuona	Kelly	George	3	7-6
F10	at Louisville	L, 67-79	Reeves, Jr.	Ndongo	Gapare	Kelly	George	4	1-3
F14	at Notre Dame								
F17	SYRACUSE								
F21	CLEMSON								
F24	at Miami								
M2	FLORIDA STATE								
M5	at Wake Forest								
M9	at Virginia								
M12	ACC Tournament								

## Specialty Stats (GT/Opp)

Date	Opponent	Paint	OffTO	2ndCh	FBreak	Bench
N6	GEORGIA SOUTHERN	26/30	19/11	14/13	10/4	27/35
N9	HOWARD	50/46	17/6	16/11	13/12	21/26
N14	UMASS LOWELL	38/44	12/14	24/13	7/8	40/11
N22	at Cincinnati	16/22	8/20	5/14	4/19	16/36
N28	MISSISSIPPI STATE	20/26	16/5	5/13	8/8	24/24
D2	DUKE	32/36	2/17	0/17	5/6	17/28
D5	at Georgia	32/28	10/13	23/16	5/2	25/33
D9	ALABAMA A&M	32/22	8/17	13/6	23/14	33/26
D16	vs. Penn State	42/28	9/27	24/20	4/10	35/19
D21	vs. Massachusetts	28/24	12/23	12/17	23/11	36/10
D22	at Hawai'i	46/30	8/10	19/10	15/8	7/18
D24	vs. Nevada	28/20	6/9	14/8	2/7	16/7
J3	at Florida State	30/30	11/10	8/8	11/2	16/42
J6	BOSTON COLLEGE	36/34	7/20	11/7	15/4	34/14
J9	NOTRE DAME	22/24	26/10	5/10	4/3	7/33
J13	at Duke	24/32	7/15	7/15	7/13	13/10
J16	at Clemson	26/50	10/14	12/30	3/4	33/8
J20	VIRGINIA	18/34	9/21	6/11	4/9	22/11
J23	PITTSBURGH	24/22	13/13	12/11	6/2	22/26
J27	at Virginia Tech	30/36	10/4	14/9	4.0	27/32
J30	NORTH CAROLINA	26/34	9/14	8/23	3/12	39/14
F3	at NC State	22/32	4/18	13/18	15/22	21/5
F6	WAKE FOREST	24/46	7/8	3/11	5/13	22/17
F10	at Louisville	18/30	14/20	7/20	4/2	26/16
F14	at Notre Dame					
F17	SYRACUSE					
F21	CLEMSON					
F24	at Miami					
M2	FLORIDA STATE					
M5	at Wake Forest					
M9	at Virginia					
M12	ACC Tournament					

## Miscellaneous

Date	Opponent	Uniform	Color	Tip	Large		Lead	GT	Opp		Game	1st GT Subs	On the Floor at the End
					Lead	Deficit			Ties	Changes			
N6	GEORGIA SOUTHERN	White	GT	22	6	6	13	24:29	11:31	4:00	Sturdivant, Dowuona	16:05-1H	Sturdivant, Coleman, Kelly, Reeves, Sacko
N9	HOWARD	White	GT	6	14	5	8	7:42	30:31	1:47	Sturdivant, Coleman, Dowuona	14:51-1H	Sturdivant, Coleman, Kelly, Reeves, Sacko
N14	UMASS LOWELL	White	GT	8	11	3	4	19:05	18:02	2:53	Sturdivant, Coleman, Sacko	16:24-1H	Sturdivant, Coleman, Claude, Kelly, Reeves
N22	at Cincinnati	Gold	UC	3	41	3	2	0:43	35:29	3:48	Sturdivant, Dowuona	16:19-1H	George, Murphy, Ndongo, Sacko, Nichols
N28	MISSISSIPPI STATE	Gold	MSU	16	-	2	-	38:01	-	1:59	Sturdivant, Coleman	15:47-1H	George, Sturdivant, Coleman, Kelly, Reeves
D2	DUKE	White	DU	11	4	5	5	34:40	1:38	3:42	Sacko	16:22-1H	Reeves, Ndongo, Dowuona, Kelly, George
D5	at Georgia	Gold	UGA	-	23	1	-	-	39:29	0:31	Coleman	16:44-1H	Sturdivant, Coleman, Gapare, Claude, Reeves, Jr.
D9	ALABAMA A&M	White	GT	30	2	-	3	37:55	1:14	0:51	Sturdivant, Coleman	14:54-1H	George, Reeves, Jr., Abram, San Miguel, Nichols
D16	vs. Penn State	Gray	PSU	10	5	10	11	22:02	14:39	3:19	Coleman, Gapare, Claude, Sturdivant	14:22-1H	George, Sturdivant, Coleman, Kelly, Reeves Jr.
D21	vs. Massachusetts	Navy	GT	8	11	4	4	8:20	29:50	1:50	Sacko	15:55-1H	Sturdivant, Coleman, George, Kelly, Reeves Jr.
D22	at Hawai'i	Gold	UH	21	1	1	2	39:14	0:16	0:30	Sturdivant	15:38-1H	Sturdivant, George, Coleman, Kelly, Reeves Jr.
D24	vs. Nevada	White	GT	6	8	2	3	6:11	31:57	1:52	Claude	17:36-1H	George, Gapare, Ndongo, Kelly, Reeves Jr.
J3	at Florida State	Navy	GT	3	17	1	1	1:31	36:04	2:25	Gapare	16:16-1H	Sturdivant, Gapare, Ndongo, Kelly, Reeves, Jr.
J6	BOSTON COLLEGE	White	GT	16	10	6	9	21:58	14:40	3:22	Claude, Sturdivant	15:41-1H	Sturdivant, Coleman, Gapare, Kelly, Reeves Jr.
J9	NOTRE DAME	Gray	GT	7	7	9	11	19:56	20:00	5:04	Sturdivant, Claude	16:39-1H	George, Coleman, Ndongo, Kelly, Reeves Jr.
J13	at Duke	Gold	GT	10	10	9	11	14:24	20:39	4:57	Coleman, Sturdivant	14:42-1H	Sturdivant, George, Coleman, Ndongo, Reeves Jr.
J16	at Clemson	Navy	CL	3	9	7	7	5:21	40:38	5:01	Sturdivant, Claude	15:23-1H	Coleman, Gapare, Claude, Kelly, Reeves Jr.
J20	VIRGINIA	White	GT	11	15	1	1	17:31	20:34	1:55	Sturdivant, Claude	15:08-1H	Sturdivant, George, Ndongo, Kelly, Reeves Jr.
J23	PITTSBURGH	White	Pitt	6	9	3	7	9:51	27:20	2:49	Sturdivant, Coleman, Gapare, Claude	15:05-1H	Sturdivant, Coleman, George, Reeves Jr., Ndongo
J27	at Virginia Tech	Gray	VT	3	24	2	1	0:44	36:42	2:36	Sturdivant, Coleman, Gapare, Claude	14:54-1H	Sturdivant, Gapare, Sacko, Murphy, Abram
J30	NORTH CAROLINA	White	GT	8	11	4	8	15:31	21:14	3:15	Claude	15:28-1H (injury to Ndongo)	Coleman, Gapare, Dowuona, Claude, Kelly
F3	at NC State	Gold	NCSU	6	14	3	2	4:06	34:14	1:40	Sturdivant, Gapare	16:21-1H	Sturdivant, George, Coleman, Kelly, Reeves Jr.
F6	WAKE FOREST	White	GT	3	38	1	1	0:50	38:11	0:59	Claude	16:42-1H	George, Abram, Gapare, Ndongo, Sacko
F10	at Louisville	Gold	LOU	9	14	7	8	19:12	13:46	7:02	Sturdivant, Sacko, Claude	12:31-1H	Sturdivant, Murphy, Kelly, Gapare, Sacko
F14	at Notre Dame												
F17	SYRACUSE												
F21	CLEMSON												
F24	at Miami												
M2	FLORIDA STATE												
M5	at Wake Forest												
M9	at Virginia												
M12	ACC Tournament												

\*alternate gold or white uniform



# ROSTER AT-A-GLANCE

## NUMERICAL

No.	Name	Pos.	Ht.	Wt.	Cl.	Exp.	Hometown	High School/College
0	Lance Terry	G	6-3	198	Sr.*	1VL	College Park, Ga.	The Heritage School (Ga.) / Gardner-Webb
1	Kyle Sturdivant	G	6-3	195	Sr.*	3VL	Norcross, Ga.	Norcross HS / Southern California
2	Naithan George	G	6-3	180	Fr.	HS	Toronto, Ontario	Canyon International Academy (Glendale, Ariz.)
3	Dallan "Deebo" Coleman	G	6-6	210	Jr.	2VL	Memphis, Tenn.	West Nassau HS (Callahan, Fla.)
4	Carter Murphy	G	6-4	205	Sr.#	TR	Phoenix, Ariz.	Arcadia HS / Air Force Academy
5	Tafara Gapare	F	6-9	206	So.	TR	Wellington, New Zealand	South Kent School (Conn.) / Massachusetts
10	Ebenezer Dowuona	C	6-11	230	Sr.	TR	Accra, Ghana	The Heritage School (Ga.) / NC State
11	Baye Ndongo	F	6-9	214	Fr.	HS	Mboro, Senegal	Putnam (Conn.) Science Academy
12	Tyzhaun Claude	F	6-7	226	Sr.#	TR	Goldboro, N.C.	Moravian Prep / Morehead State / Western Carolina
13	Miles Kelly	G	6-6	180	Jr.	2VL	Stone Mountain, Ga.	Parkview HS / Hargrave Military Academy (Va.)
14	Kowacie Reeves, Jr.	G	6-7	202	Jr.	TR	Macon, Ga.	Westside HS / Florida
23	Ibrahima Sacko	F	6-6	225	Fr.	HS	Conakry, Guinea	J. Addison School (Markham, Ontario)
24	Amaree Abram	G	6-4	195	So.	TR	Port Arthur, Texas	Southern California Academy / Mississippi
30	Ibrahim Souare	F	6-9	214	Fr.	HS	Conakry, Guinea	Canyon International Academy (Glendale, Ariz.)
33	Marcos San Miguel	G	6-4	190	Fr.	HS	Atlanta, Ga.	Campbell HS
35	Emmer Nichols	F	6-6	215	r-Fr.	RS	Woodside, Calif.	Sacred Heart Preparatory School

## ALPHABETICAL

No.	Name	Pos.	Ht.	Wt.	Cl.	Exp.	Hometown	High School/College
24	Amaree Abram	G	6-4	195	So.	TR	Port Arthur, Texas	Southern California Academy / Mississippi
12	Tyzhaun Claude	F	6-7	226	Sr.#	TR	Goldboro, N.C.	Moravian Prep / Morehead State / Western Carolina
3	Dallan "Deebo" Coleman	G	6-6	210	Jr.	2VL	Memphis, Tenn.	West Nassau HS (Callahan, Fla.)
10	Ebenezer Dowuona	C	6-11	230	Sr.	TR	Accra, Ghana	The Heritage School (Ga.) / NC State
5	Tafara Gapare	F	6-9	206	So.	TR	Wellington, New Zealand	South Kent School (Conn.) / Massachusetts
2	Naithan George	G	6-3	180	Fr.	HS	Toronto, Ontario	Canyon International Academy (Glendale, Ariz.)
13	Miles Kelly	G	6-6	180	Jr.	2VL	Stone Mountain, Ga.	Parkview HS / Hargrave Military Academy (Va.)
4	Carter Murphy	G	6-4	205	Sr.#	TR	Phoenix, Ariz.	Arcadia HS / Air Force Academy
11	Baye Ndongo	F	6-9	214	Fr.	HS	Mboro, Senegal	Putnam (Conn.) Science Academy
35	Emmer Nichols	F	6-6	215	r-Fr.	RS	Woodside, Calif.	Sacred Heart Preparatory School
14	Kowacie Reeves, Jr.	G	6-7	202	Jr.	TR	Macon, Ga.	Westside HS / Florida
23	Ibrahima Sacko	F	6-6	225	Fr.	HS	Conakry, Guinea	J. Addison School (Markham, Ontario)
33	Marcos San Miguel	G	6-4	190	Fr.	HS	Atlanta, Ga.	Campbell HS
30	Ibrahim Souare	F	6-9	214	Fr.	HS	Conakry, Guinea	Canyon International Academy (Glendale, Ariz.)
1	Kyle Sturdivant	G	6-3	195	Sr.*	3VL	Norcross, Ga.	Norcross HS / Southern California
0	Lance Terry	G	6-3	198	Sr.*	1VL	College Park, Ga.	The Heritage School (Ga.) / Gardner-Webb

\*5th-year senior; #graduate transfer

**Head Coach:** Damon Stoudamire (Arizona, 1995), 1st season

**Associate Head Coach:** Karl Hobbs (Connecticut, 1984), 1st season

**Assistant Coach:** B.J. Elder (Georgia Tech, 2014), 5th season

**Assistant Coach:** Pershin Williams (North Florida, 2005), 1st season

**Assistant Coach:** Nate Babcock (Wisconsin-Eau Claire, 2009), 1st season

**Assistant Coach:** Bonzi Wells (Ball State, 1998), 1st season

**Director of Player Personnel:** Matt Holt (Northeastern, 2011), 1st season

**Director of Scouting:** Hayden Sheridan (Arizona, 2016), 6th season

**Director of Operations:** Tyler Benson (St. Bonaventure, 2009), 8th season

**Assistant Director of Operations:** Taylor Ann Hendricks (Iowa State, 2020), 2nd season

**Associate Director of Sports Medicine/Men's Basketball:** Richard Stewart (Salisbury, 2005), 17th season

**Director of Strength and Conditioning/Men's Basketball:** Justin Landry (Cal State East Bay, 2012), 1st season

**Recruiting and Operations Coordinator:** Jake Alburto (Western Michigan, 2020), 1st season

## BY CLASS

**Seniors:** Tyzhaun Claude, Ebenezer Dowuona, Carter Murphy, Kyle Sturdivant, Lance Terry

**Juniors:** Dallan "Deebo" Coleman, Miles Kelly, Kowacie Reeves, Jr.

**Sophomores:** Amaree Abram, Tafara Gapare

**Freshman:** Naithan George, Baye Ndongo, Emmer Nichols, Ibrahima Sacko, Marcos San Miguel, Ibrahim Souare

## BY STATE/COUNTRY

**Arizona:** Carter Murphy

**California:** Emmer Nichols

**Canada:** Naithan George

**Georgia:** Miles Kelly, Kowacie Reeves, Jr., Marcos San Miguel, Kyle Sturdivant, Lance Terry

**Ghana:** Ebenezer Dowuona

**Guinea:** Ibrahima Sacko, Ibrahim Souare

**New Zealand:** Tafara Gapare

**North Carolina:** Tyzhaun Claude

**Senegal:** Baye Ndongo

**Tennessee:** Dallan "Deebo" Coleman

**Texas:** Amaree Abram

## BY MAJOR

**Business Administration:** Amaree Abram, Dallan "Deebo" Coleman, Tafara Gapare, Miles Kelly, Ibrahima Sacko, Ibrahim Souare, Kyle Sturdivant

**Computer Science:** Marcos San Miguel

**Economics/International Affairs:** Emmer Nichols

**History, Technology & Society:** Tyzhaun Claude, Ebenezer Dowuona, Kowacie Reeves, Jr., Lance Terry

**Literature, Media & Communication:** Baye Ndongo

**Operations Research (MS):** Carter Murphy

## BY HEIGHT

6-3 Naithan George, Kyle Sturdivant, Lance Terry

6-4 Amaree Abram, Carter Murphy, Marcos San Miguel

6-6 Dallan "Deebo" Coleman, Miles Kelly, Emmer Nichols, Ibrahima Sacko

6-7 Tyzhaun Claude, Kowacie Reeves, Jr.

6-9 Tafara Gapare, Baye Ndongo, Ibrahim Souare

6-11 Ebenezer Dowuona

## PRONUNCIATION GUIDE

McCamish Pavilion Mc-CAM-ish

Amaree Abram uh-MAR-ee

Tyzhaun Claude ty-ZHON

Dallan "Deebo" Coleman DELL-un, DEE-bo

Ebenezer Dowuona duh-WANNA

Tafara Gapare tuh-FAR-uh-guh-PAR-ee

Baye Ndongo BYE nDON-go

Kowacie Reeves, Jr. ko-WAY-see

Ibrahima Sacko EE-bruh-HEE-muh SOCK-oh

Ibrahim Souare EE-bruh-HEEM SWAR-ay  
(rhymes with soiree)

Kyle Sturdivant STIR-de-vunt

# RADIO/TV ROSTER



**Amaree Abram** **24**  
G • 6-4 • So.



**Tyzhaun Claude** **12**  
F • 6-7 • Grad Sr.



**Dallan "Deebo" Coleman** **3**  
G • 6-6 • Jr.



**Ebenezer Dowuona** **10**  
C • 6-11 • Sr.



**Tafara Gapare** **5**  
F • 6-9 • So.



**Naithan George** **2**  
G • 6-3 • Fr.



**Miles Kelly** **13**  
G • 6-6 • Jr.



**Carter Murphy** **4**  
G • 6-4 • Grad Sr.




**Baye Ndongo** **11**  
F • 6-9 • Fr.



**Emmer Nichols** **35**  
F • 6-6 • r-Fr.



**Kowacie Reeves, Jr.** **14**  
G • 6-7 • Jr.




**Ibrahima Sacko** **23**  
F • 6-6 • Fr.



**Marcos San Miguel** **33**  
G • 6-4 • Fr.




**Ibrahim Souare** **30**  
F • 6-9 • Jr.



**Kyle Sturdivant** **1**  
G • 6-3 • 5th-yr. Sr.



**Lance Terry** **0**  
G • 6-2 • 5th-yr. Sr.



**Damon Stoudamire**  
Head Coach



**Karl Hobbs**  
Associate Head Coach



**B.J. Elder**  
Assistant Coach



**Pershin Williams**  
Assistant Coach



**Nate Babcock**  
Assistant Coach



**Bonzi Wells**  
Assistant Coach

GAME NOTES

