



NC STATE WOMEN'S BASKETBALL

#GoPack
f/packwomensball
@packwomensball
packwomensball

1,039 ALL-TIME WINS • 28 NCAA TOURNAMENTS • 6 ACC REGULAR-SEASON TITLES • 7 ACC TOURNAMENT TITLES

SCHEDULE

OVERALL: 21-3
ACC: 9-3 | NON-CONFERENCE: 12-0
HOME: 12-1 | AWAY: 6-2 | NEUTRAL: 3-0

Date	Opponent	Time (EST) / TV / Result
11/7	CHARLOTTE	W, 84-43
11/12	#2/2 UCONN	W, 92-81
11/15	ELON	W, 90-35
11/19	RHODE ISLAND	W, 67-58
11/23	vs. Kentucky %	W, 84-55
11/24	vs. Cincinnati %	W, 79-45
11/25	vs. #3/4 Colorado %	W, 78-60
11/29	VANDERBILT	W, 70-62
12/3	ILLINOIS STATE	W, 79-61
12/10	LIBERTY	W, 80-67
12/16	at USF	W, 66-54
12/20	at Old Dominion	W, 87-50
12/31	at Virginia *	W, 72-61
1/4	#22/22 FLORIDA STATE *	W, 88-80 (OT)
1/7	at #13/11 Virginia Tech *	L, 62-63
1/11	VIRGINIA *	W, 93-66
1/18	at Miami *	L, 59-73
1/21	DUKE *	W, 72-57
1/25	at Clemson *	W, 71-49
1/28	at Boston College *	W, 82-61
2/1	#24/24 NORTH CAROLINA *	W, 63-59
2/5	#15/12 LOUISVILLE *\$	W, 77-67
2/8	#16/18 VIRGINIA TECH *	L, 61-72
2/11	at Pittsburgh *	W, 83-47
2/15	at #16/17 Notre Dame *	6 PM / ACCN
2/18	GEORGIA TECH *	12 PM / CW
2/22	at North Carolina *	8 PM / ACCN
2/25	at Duke *	5:30 PM / ACCN
2/29	SYRACUSE *	7 PM / ACCNX
3/3	WAKE FOREST *	2 PM / ACCNX
3/6-3/10	2024 ACC Tournament (Greensboro, N.C.)	

All times (ET) are subject to change
ALL CAPS : home games
* : ACC contest
% : Paradise Jam (St. Thomas, USVI)
\$: 19th Annual Play4Kay Game
^ : ACC Tournament (Greensboro Coliseum)
Rankings : AP/USA Today at time of competition

MEDIA INFO

ACC NETWORK

Play-by-Play Jenn Hildreth
Analyst..... Jasmine Thomas

RADIO (WKNC 88.1 FM)

Play-by-Play Andrew Sanders
Analyst..... Ernie Myers

NC STATE ATHLETICS COMMUNICATIONS

Matti Smith - Director of Communications
Cell Phone : 919-880-3413
Email : msmith9@ncsu.edu

NC STATE WOLFPACK 21-3 (9-3 ACC)



Head Coach: Wes Moore
Record at NC State: 263-84
Career Record: 821-253
Career ACC Record: 124-52
Rankings: 6/7

GAME 25

Date Thursday, February 15, 2024
Time (EST) 6 PM
City South Bend, Ind.
Arena Purcell Pavilion (9,149)
Radio WKNC 88.1 FM
TV ACC Network
Series Notre Dame leads 9-4

ND FIGHTING IRISH 18-5 (8-4 ACC)



Head Coach: Niele Ivey
Record at Notre Dame: 79-30
Career Record: 79-30
Career ACC Record: 43-19
Rankings: 16/17

PACK FACTS

A WIN ON THURSDAY WOULD

- Be the 1,040th win in program history (1,039-493)
- Be head coach Wes Moore's 822nd career win (821-253)
- Be Moore's 264th win at NC State (263-84)
- Mark the Wolfpack's fourth road win in a row
- Be NC State's 21st time winning at least 10 ACC games and ninth time doing so in Moore's tenure
- Be NC State's sixth against an AP Top 25 opponent this season (5-2)
- Mark the Pack's 162nd all-time victory over an AP Top 25 team (161-258)

NOTING THE WOLFPACK (21-3, 9-3 ACC)

- With its Feb. 5 victory over Louisville, NC State secured its 32nd 20-win season of all time, its 10th such season in the Moore era and its ninth such season in a row.
- The nine straight 20+ win seasons ties as the program's longest such streak (1976-77 through 1984-85).
- NC State checked in at No. 6 in the latest release of the AP Top 25. The Pack remains the highest of the five ranked ACC teams and has been in the Top 10 for 13 straight weeks.
- NC State has four players averaging double figures in scoring — Aziaha James (15.4), Saniya Rivers (12.3), Madison Hayes (12.2) and Mimi Collins (11.5). River Baldwin (9.9) and Zoe Brooks (9.4) are just outside of that territory with their scoring averages.
- The Pack is among seven NCAA Division I women's basketball programs to have six players averaging 9+ points per game in 2023-24.

- All six of those players average better than 40 percent shooting, making NC State one of four programs with those numbers.
- Aziaha James' scoring average continues to pace the Pack and is ranked ninth among all ACC players this season. The Wolfpack junior has 18 games with 10+ points and five games with 20+ points.
- James (8) and Hayes (10) have combined for 18 three pointers across the Wolfpack's last two games. Hayes has 10 games this season with 3+ triples, and James has eight such games.
- River Baldwin (6.7), Madison Hayes (6.7), Mimi Collins (6.4) and Saniya Rivers (6.3) each average 6+ rebounds per game this season. NC State, Iowa and Evansville are the only programs nationally with that many players with such averages.
- The Wolfpack is ranked in the national top 25 in: field goal percentage defense (8th - .349), rebounds per game (9th - 44.0), fewest fouls per game (10th - 13.0), scoring margin (20th - +17.2), rebound margin (24th - +7.9) and fewest turnovers per game (24th - 12.9).
- The Pack is currently third in the ACC standings at 9-3 and is half a game back from the second-place Syracuse squad.
- NC State finished regular-season non-conference action with a perfect mark (12-0) for the fifth time in program history. Four of those marks have occurred in the Wes Moore era.
- The Pack's 14-0 record before its first loss of the season tied as the second-best unbeaten start to a campaign in program history. The 1999-00 and 2019-20 teams also started 14-0, and the program's best such mark remains the 2018-19 team's 21-0 start.
- The Wolfpack is in the middle of a stretch during which it will

POSSIBLE PACK STARTERS (BASED ON LAST GAME)

1 River Baldwin
Gr. • C • 6-5

PPG	RPG	FG%	MPG
9.9	6.7	.571	25.3

- First start of NC State career in opener and started all 21 games played this year; top 12 in ACC in rebounds, blocked shots
- Paradise Jam MVP after averaging 15 pts, 6 rebs and 76.2 percent (16-of-21); career-high 24 pts in win vs. No. 3 Colorado
- Added 21-pt night (second 20+ pt game of career/season) vs. Florida State; shot 10-14 and scored 12 in first quarter alone
- Three double-doubles this year, most recently 14 pts, career-high 12 rebs at UVA; 10+ pts in 11 games, two 20+ pt games
- Scored 10+ pts 16 times with Pack and a total of 30 times in career; played in 134 career games, all in the ACC

2 Mimi Collins
Gr. • F • 6-3

PPG	RPG	FG%	MPG
11.5	6.4	.459	28.6

- Set new career high in scoring (25 pts) in ACC opener at UVA; marked first 20+ pt game with the Pack and third of career
- 10+ pts in 16 games this year and four 10+ reb games; most recently scored 13 points on 6-of-6 shooting in win at Pitt
- 1,000 career pts with 10 pt, 11 reb double-double vs. Rhode Island; also 15 pts, 10 rebs vs. Liberty and 16 pts, 10 rebs vs. Duke
- Third on team, top 20 in ACC in rebounding this year; tied for second on team in scoring vs. ACC teams with 13.2 ppg average
- Top 10 finalist for Katrina McClain Award in midst of posting best averages of five-year career; team-high 149 games played

10 Aziaha James
Jr. • G • 5-9

PPG	APG	FG%	MPG
15.4	2.8	.409	29.2

- Team scoring leader; 10+ pts 18 games this year; ranked ninth in ACC in scoring; most recently double figures with 17 vs. VT
- Led team in scoring with 33 points against Duke, first 30+ point game of her career; also career-best 12 field goals made
- Total of five 20+ pt outings this season; 26 points season opener, 20 pts in win vs. Elon, 24 pts at BC, 28 pts vs. Louisville
- Second on team with 43 made threes to average 1.8 per game (11th in ACC); tied career high with five threes vs. Charlotte
- Played all 32 games last year; then career-high 20 points at Virginia Tech in Feb. 2023; 2021-22 All-ACC Freshman Team

21 Madison Hayes
Sr. • G • 6-0

PPG	RPG	FG%	MPG
12.2	6.7	.473	29.6

- Scored in double figures in 17 games this year; four 20+ point games in career, most recently leading team with 20 vs. VT
- Ranked top 12 in ACC in rebounding, threes made per game (1.8); team leader in threes made with 44 this year
- Career-high 24 pts in win at Clemson; added 14-pt, career-high 14-reb double-double at Boston College in next game
- Averaged 14 points, team-leading 6.7 rebounds and 70 percent shooting from distance in three Paradise Jam victories
- Five career double-doubles with four this year, most recently 12 points, team-leading 10 rebounds in win against Louisville

22 Saniya Rivers
Jr. • G • 6-1

PPG	APG	FG%	MPG
12.3	4.4	.411	33.0

- First career double-double (33 pts, 10 rebs) vs. No. 2 UConn; added another with 10 pts and career-high 16 rebs at UVA
- 10+ pts scored in 12 games this year; 11 games with 5+ asts this year to rank seventh in ACC; also third in ACC in steals
- Back-to-back seven-steal games vs. Duke and at Clemson; one short of career high of eight that she had against BC last year
- Top 10 finalist for Ann Meyers Drysdale Award; 2022-23 ACC Sixth Player of Year after averaging 8.6 pts, 5.2 rebs
- Spent first year at South Carolina where she won national title; 2021 Gatorade National Player of the Year out of high school

QUICK NOTES

TEAM HISTORY

First Season1974-75
 Arena..... Reynolds Coliseum
 Capacity.....5,500
 All-Time Record1,039-493 (.678)
 All-Time ACC Record..... 431-259 (.625)
 NCAA Appearances.....28 (last in 2023)
 NCAA Tournament Record..... 29-28 (.509)
 ACC Regular-Season Titles 6 (1978, 80, 83, 85, 90, 2022)
 ACC Tournament Titles7 (1980, 85, 87, 91, 2020, 21, 22)
 ACC Tournament Record.....58-39 (.598)

MEDIA RELATIONS

Basketball Contact.....Matti Smith
 Cell Phone.....919-880-3413
 E-mail.....mmsmith9@ncsu.edu

TEAM INFORMATION

2022-23 Overall Record20-12
 2022-23 ACC Record.....9-9
 2022-23 Conference FinishT-8th
 2023 ACC Tournament1-1 (Quarterfinals)
 2023 Postseason0-1 (NCAA First Round)
 Starters Returning/Lost.....2/3
 Players Returning/Lost.....5/4
 Newcomers.....8 (2 transfers, 6 freshmen)

UNIVERSITY INFORMATION

Location.....Raleigh, N.C.
 Founded1887
 Enrollment.....36,000+
 NicknameWolfpack
 ColorsRed (PMS 186) and White
 Conference.....Atlantic Coast
 Home Court.....Reynolds Coliseum
 Chancellor.....Dr. Randy Woodson
 Athletic DirectorBoo Corrigan
 Basketball Administrator.....Stephanie Menio
 Athletic Department Phone.....(919) 515-2101
 Athletics WebsiteGoPack.com

2023-24 COACHING STAFF

Head Coach.....Wes Moore (11th season at NC State)
 Johnson University, 1984
 Career Coaching Record.....821-253 (.764)
 Record at NC State.....263-84 (.758)
 Overall ACC Record124-52 (.705)
 Overall ACC Tournament Record.....15-7
 NCAA Tournament Record at NC State10-7
 Associate Head CoachNikki West
 Clemson, 2000
 Assistant Coach.....Brittany Morris
 Seton Hall, 2013
 Assistant Coach.....Ashley Williams
 NC State, 2017
 Assistant Coach/Dir. of OpsHouston Fancher
 Middle Tennessee State, 1988
 Assistant Coach/Dir. of Player Dev.Kevin Leatherwood
 Carson-Newman, 2014
 Executive Director of Operations.....Rachel Stockdale
 Director of Scouting and Video Ops.....Brandon Miller
 Graduate Manager.....Kayla Jones

WOLFPACK ROSTER

NUMERICAL

NO.	NAME	HT.	POS.	YR.	HOMETOWN / HS / LAST SCHOOL
1	River Baldwin	6-5	C	Gr.	Andalusia, Ala. / Pleasant Home / Florida State
2	Mimi Collins	6-3	F	Gr.	Slidell, La. / Paul VI / Maryland
4	Alyssa Lewis	5-7	G	Fr.	Harrisburg, N.C. / Hickory Ridge
10	Aziaha James	5-9	G	Jr.	Virginia Beach, Va. / Princess Anne
11	Maddie Cox	6-2	F	Fr.	Flower Mound, Texas / Flower Mound
15	Lizzy Williamson	6-5	C	Gr.	Adelaide, Australia / Westminster / Southern Utah
20	Katie Peneueta	6-2	F	Jr.	Vancouver, Wash. / Heritage / Sacramento State
21	Madison Hayes	6-0	G	Sr.	Chattanooga, Tenn. / East Hamilton / Mississippi State
22	Saniya Rivers	6-1	G	Jr.	Wilmington, N.C. / Ashley / South Carolina
24	Laci Steele	5-11	G	Fr.	Edmond, Okla. / Edmond North
30	Jannah Eissa	5-8	G	Fr.	Cairo, Egypt / Greenland International School
35	Zoe Brooks	5-10	G	Fr.	Plainfield, N.J. / Saint John Vianney
42	Mallory Collier	6-3	C	Fr.	Millington, Tenn. / Bartlett

ALPHABETICAL

NO.	NAME	HT.	POS.	YR.	HOMETOWN / HS / LAST SCHOOL
1	River Baldwin	6-5	C	Gr.	Andalusia, Ala. / Pleasant Home / Florida State
35	Zoe Brooks	5-10	G	Fr.	Plainfield, N.J. / Saint John Vianney
42	Mallory Collier	6-3	C	Fr.	Millington, Tenn. / Bartlett
2	Mimi Collins	6-3	F	Gr.	Slidell, La. / Paul VI / Maryland
11	Maddie Cox	6-2	F	Fr.	Flower Mound, Texas / Flower Mound
30	Jannah Eissa	5-8	G	Fr.	Cairo, Egypt / Greenland International School
21	Madison Hayes	6-0	G	Sr.	Chattanooga, Tenn. / East Hamilton / Mississippi State
10	Aziaha James	5-9	G	Jr.	Virginia Beach, Va. / Princess Anne
4	Alyssa Lewis	5-7	G	Fr.	Harrisburg, N.C. / Hickory Ridge
20	Katie Peneueta	6-2	F	Jr.	Vancouver, Wash. / Heritage / Sacramento State
22	Saniya Rivers	6-1	G	Jr.	Wilmington, N.C. / Ashley / South Carolina
24	Laci Steele	5-11	G	Fr.	Edmond, Okla. / Edmond North
15	Lizzy Williamson	6-5	C	Gr.	Adelaide, Australia / Westminster / Southern Utah

WOMEN'S BASKETBALL STAFF

Head Coach : Wes Moore (Johnson University, 1984 // 11th season at NC State)
Associate Head Coach : Nikki West (Clemson, 2000 // 9th overall season at NC State, 4th in a row)
Assistant Coach : Brittany Morris (Seton Hall, 2013 // 3rd season at NC State)
Assistant Coach : Ashley Williams (NC State 2017 // 2nd season at NC State)
Assistant Coach/Director of Operations : Houston Fancher (MTSU, 1988 // 6th season at NC State)
Assistant Coach/Director of Player Development : Kevin Leatherwood (Carson-Newman, 2014 // 1st season at NC State)
Executive Director of Operations : Rachel Stockdale (NC State 2006 // 11th season at NC State)
Director of Scouting and Video Operations : Brandon Miller (High Point, 2004 // 7th season at NC State)
Graduate Manager : Kayla Jones (NC State, 2022 // 1st season at NC State)
Assistant Director of Creative Media : Andrew Yates (UNCW, 2016 // 2nd season at NC State)
Athletic Trainer : Brittany Blunt
Strength & Conditioning Coach : Felipe Lopes

PRONUNCIATIONS

NAME	FIRST	LAST
Mimi Collins	Me-me	
Jannah Eissa	JAN-nuh	eye-AY-suh
Aziaha James	uh-ZEYE (rhymes with eye)-uh	
Saniya Rivers	suh-NEYE (rhymes with eye)-uh	
Katie Peneueta		PEN-uh-WET-uh

NC STATE VS. ND

NC STATE (NATL RANK)	through Feb. 12 games	ND (NATL RANK)
76.6 (33)	POINTS PER GAME	83.0 (9)
59.4 (67)	OPPONENT POINTS PER GAME	62.3 (132)
44.0 (65)	FIELD GOAL PERCENTAGE	46.5 (22)
34.9 (8)	OPPONENT FIELD GOAL PERCENTAGE	38.3 (86)
34.2 (63)	THREE-POINT FIELD GOAL PERCENTAGE	35.3 (43)
28.7 (74)	OPPONENT THREE-POINT FIELD GOAL PERCENTAGE	27.0 (29)
75.0 (66)	FREE THROW PERCENTAGE	76.9 (39)
44.0 (9)	REBOUND AVERAGE	42.3 (18)
+7.9 (24)	REBOUNDING MARGIN	+7.2 (31)
14.3 (103)	ASSISTS PER GAME	17.0 (30)
+1.2 (142)	TURNOVER MARGIN	+5.0 (24)
1.11 (46)	ASSIST-TURNOVER RATIO	1.14 (41)

play four of five games on the road, with its next game against Georgia Tech (Feb. 18) marking its only home contest in that span. Four of the Pack's remaining six regular-season games are against teams ranked in or receiving votes in the latest release of the AP Top 25.

SERIES HISTORY (NOTRE DAME LEADS 9-4)

- Thursday marks the 14th overall meeting between NC State and Notre Dame.
- NC State's most recent wins in the series marked its first time stringing together back-to-back victories over the Fighting Irish. The Wolfpack beat Notre Dame 66-63 in the 2022 NCAA Tournament Sweet 16 and again by a 69-65 score in last year's regular-season meeting on the Pack's home court.
- Notre Dame won the most recent matchup between the squads, a 66-60 victory in the 2023 ACC Tournament quarterfinal.
- Each of the last four meetings between the Wolfpack and the Fighting Irish have been decided by six or fewer points.
- The Pack is 1-3 in road games at Notre Dame.
- NC State's last win at Notre Dame was on Jan. 12, 2020, which also marks its only all-time victory in South Bend.
- The Wolfpack is 4-8 against the Fighting Irish under the leadership of Coach Moore.
- Thursday's contest marks the ninth time that NC State and Notre Dame will meet as a pair of ranked squads. The Wolfpack is 2-6 in the previous such contests but has won the last two ranked versus ranked matchups with the Fighting Irish.

MADISON MAKING HER MARK

- Madison Hayes has scored 10+ points in five of the last six games and currently has the team's longest active streak of such games with three in a row.
- Hayes is shooting 44.1 percent (26-of-59) from distance and averaging 2.2 made threes per game in league play. That is the highest three-point percentage by any player in ACC action.
- Hayes has a team-best streak of seven straight games with at least one three pointer made.
- She leads the team in rebounds in conference action with her average of 7.4. She has two 10+ rebound games and four 9+ rebound games against ACC opponents.
- The senior guard is the only Power Five player to shoot 44+ percent from distance and average 7+ rebounds per game in league action this season.
- Hayes has shot 50+ percent in 12 games this season, with her season-best percentage coming in the form of a 7-of-9 (.778) outing at Virginia Tech.
- Hayes leads the team in double-doubles with four posted, two of which have been during conference play. She's one of 11 ACC players with at least four double-doubles in 2023-24.

BALANCED ATTACK

- Six different players have led NC State in scoring this season (River Baldwin, Zoe Brooks, Mimi Collins, Madison Hayes, Aziaha James, Saniya Rivers).
- With season-high scoring performances from James (33 vs. Duke) and Saniya Rivers (33 vs. UConn), it marks the first time since the 2010-11 season that two different Pack players have had

a 30+ point game in the same season. They are two of 13 ACC players with 30-point games in 2023-24.

- This season, James, Rivers and Collins became the 13th, 14th and 15th players in the Moore era to notch a 25+ point game. It is the first time since 2020-21 that NC State has had three different players post 25+ point games in the same season, and the Pack has not had four do so in at least 15 years.
- Five different Pack players (Baldwin, Brooks, Collins, Hayes, Rivers) have contributed to the team's 14 total double-doubles. It is the third time in the Moore era (2013-14 to present) that five different players have had a double-double during the season, also accomplished by players in 2018-19 and 2014-15.
- NC State's 14 double-doubles are tied for the fourth-most in the ACC this season, but the Wolfpack is the only team in the conference to have five players each post multiple double-doubles in 2023-24. No other team in the league has more than three players with multiple double-doubles this season.
- NC State's three 10+ point, 10+ rebound performances posted by Hayes, Collins and Brooks against Liberty was the most such stat lines in a game since three members of the team had double-doubles on March 25, 2019.
- Eight of the 12 active players on the Pack's 2023-24 roster have had at least one 10+ point game this season.
- NC State had six double-figure scorers in its Nov. 24 win over Cincinnati and repeated that feat on Dec. 20 at ODU. The game against the Bearcats marked the first time that the Pack has had more than five players with 10+ points since Dec. 6, 2020.
- Five different Wolfpack players have scored 20+ points this season — Aziaha James five times, Madison Hayes three times, River Baldwin twice, Saniya Rivers twice, Mimi Collins.
- The Pack has had five different scoring leaders in its seven ranked matchups.

LOOK AT OUR LEFTY

- Aziaha James has 15 games this season with 15+ points, one of seven ACC players to accomplish that feat.
- The junior guard is averaging 8.6 points per game more than last year, with only one other ACC player (Liatu King, Pitt, +9.4) experiencing a larger increase season over season.
- With her career-high 33 points posted against Duke, James is among nine ACC players with a 30+ point game in conference action.
- Since her season-high 33-point game against Duke on Jan. 21, James is averaging 17.7 points and has scored in double figures in five of seven games in that stretch.
- James has played in all 56 of the Pack's games the last two seasons. Her team-best streak of 30 straight starts began with her first career start at Virginia Tech on Feb. 19, 2023.
- The Virginia Beach native has scored 10+ points in 21 of her 30 career starts.
- James has shot 50+ percent from distance in four games in which she's attempted 5+ threes, doing so against Charlotte (5-of-8), UConn (3-of-6), Duke (3-of-6), Louisville (4-of-7), Virginia Tech (3-of-6).
- Showing off her versatile shot selection and explosive nature, James has four games this season (Elon, Florida State, Duke, Louisville) with 10 points in the paint. In three of those games

LAST MEETING

GREENSBORO, N.C. – NC State women's basketball came up short to Notre Dame in its second game of the 2023 ACC Tournament, falling by a 66-60 score to the top-seeded and 10th-ranked Fighting Irish in Friday afternoon's quarterfinal matchup.

NC State forced Notre Dame into 12 first-half turnovers and led by four (18-14) after the first period, but the Wolfpack went cold in the second quarter which enabled the Fighting Irish to jump back ahead by three (25-22) at the break. The Wolfpack got outscored 11-4 in the second quarter, with its four points marking the fewest it's scored in a single period all season, and shot just 2-of-13 (.154).

The Pack got back into its scoring groove in the third quarter, but Notre Dame also used a blistering start to the second half to build on its lead. The Fighting Irish hit seven of their first eight shots of the third quarter to go up by as many as 10 points (41-31, 3:40), and the Pack cut that lead to seven (44-37) headed to the fourth quarter.

Notre Dame scored the first five of the final period and put its advantage at as much as 14 points (55-41, 6:54), but the Pack did not go quietly. Brown-Turner knocked down her second fourth-quarter three at the 4:06 mark, and NC State immediately stole the ball off the full court press and laid it in to come within six points (57-51) with under four minutes remaining. Despite holding Notre Dame without a field goal from the 4:58 mark of the fourth quarter on and coming within five with 23 seconds remaining, the Fighting Irish were able to keep their distance at the free throw line and close out the win.

NC State vs. ND												
Record: 20-11												
NO. Name	Min	FG	3P	FT	Rebounds	Fouls	TP	AS	TS	Blocks	Shooting %	PTS
		Att	Att	Att	Off	Per	AS	TS	Blk	Att		
9 Jakob Boyd	25:38	4/9	1/2	1/2	3	4	1	2	3	0	44.4%	10
41 Camille Hensby	20:52	2/3	0/1	0/0	0	1	1	0	4	1	0%	4
10 Aziaha James	31:18	6/14	2/5	2/2	2	5	3	14	2	1	0%	15
11 Jakiba Brown-Turner	28:42	3/8	2/7	4/4	0	1	1	3	12	0	37.5%	9
21 Saniya Rivers	30:22	5/18	2/4	2/2	0	2	4	5	14	0	27.8%	12
21 Madison Hayes	21:40	1/4	0/0	2/2	0	0	2	1	0	0	0%	2
1 River Baldwin	14:30	1/4	0/0	0/1	1	3	4	1	6	2	0%	2
2 Mimi Collins	12:48	0/2	0/1	2/2	0	5	0	0	0	0	0%	0
Team		22-60	8-18	14-16	8	20	28	17	20	11	33.3%	66
Totals		22-60	8-18	14-16	8	20	28	17	20	11	33.3%	66

Notre Dame vs. NC State												
Record: 20-11												
NO. Name	Min	FG	3P	FT	Rebounds	Fouls	TP	AS	TS	Blocks	Shooting %	PTS
		Att	Att	Att	Off	Per	AS	TS	Blk	Att		
21 Macky Wildshead	30:06	5/13	3/6	2/2	2	8	10	2	1	1	38.5%	13
22 Kylea Wilson	27:21	2/8	0/2	1/2	0	1	5	1	9	2	25.0%	4
33 Lauren Ebo	17:20	3/7	0/0	2/2	4	6	4	1	8	2	42.9%	6
11 Sonja Clinton	07:33	0/1	0/0	1/1	0	3	1	0	4	2	0%	0
14 Kiki Brandner	03:40	0/1	0/0	1/2	1	3	3	0	3	0	0%	0
4 Cassandra Propp	31:27	2/5	0/0	1/1	1	3	4	1	1	0	40.0%	4
15 Natalie Moorhead	04:47	0/0	0/0	0/0	0	0	0	0	0	0	0%	0
0 Janna Brown	02:57	0/0	0/0	0/0	0	0	0	0	0	0	0%	0
Team		22-60	8-18	14-16	12	27	28	10	11	12	33.3%	66
Totals		22-60	8-18	14-16	12	27	28	10	11	12	33.3%	66

WOLFPACK WES
TOP NC STATE PERFORMANCES IN
MOORE ERA (2013-14 TO PRES.)

MOST POINTS SCORED:		
108	vs. NC Central, 11/29/20	W, 108-70
MOST FIELD GOALS MADE:		
42	vs. Syracuse, 2/22/22	W, 95-53
MOST 3-POINT FIELD GOALS MADE:		
16	vs. Pitt, 2/25/21	W, 83-53
	vs. Mount St. Mary's, 12/13/14	W, 85-60
MOST FREE THROWS MADE:		
34	vs. Louisville, 1/17/16	L, 90-92
MOST FREE THROWS ATTEMPTED:		
43	vs. Louisville, 1/17/16	L, 90-92
MOST TOTAL REBOUNDS:		
64	vs. Mount St. Mary's, 11/13/22	W, 86-38
MOST OFFENSIVE REBOUNDS:		
29	vs. South Alabama, 11/17/17	W, 71-50
MOST ASSISTS:		
28	vs. Coastal Carolina, 12/6/20	W, 98-46
MOST STEALS:		
17	vs. Tennessee State, 11/14/14	W, 84-55
MOST BLOCKED SHOTS:		
12	vs. Virginia, 1/8/23	W, 87-62
FEWEST TURNOVERS:		
4	2x; last at Florida State, 1/12/23	L, 71-92
MOST TURNOVERS FORCED:		
27	vs. North Florida, 12/4/16	W, 78-52
FEWEST POINTS ALLOWED:		
34	3x; last vs. Washington State	W, 62-34
LARGEST MARGIN OF VICTORY:		
55	vs. Elon, 11/15/23	W, 90-35
HIGHEST FG PERCENTAGE:		
.683	vs. NC Central, 11/29/20	W, 108-70
HIGHEST 3-POINT PERCENTAGE (10+ ATT.):		
.667	vs. Louisville, 1/17/16	L, 90-92
LOWEST OPPONENT FG PERCENTAGE:		
.190	at South Alabama, 12/19/16	W, 74-31

**NC STATE'S LAST
10 POSTSEASONS**

YEAR	OVERALL	ACC TOURNEY	POSTSEASON
2022-23	20-12 (9-9)	1-1 (QF)	NCAA 1st Round
2021-22	29-3 (17-1)	3-0 (Champ)	NCAA Elite 8
2020-21	20-2 (12-2)	3-0 (Champ)	NCAA Sweet 16
2019-20	28-4 (14-4)	3-0 (Champ)	Canceled
2018-19	28-6 (12-4)	1-1 (SF)	NCAA Sweet 16
2017-18	26-9 (11-5)	2-1 (SF)	NCAA Sweet 16
2016-17	23-9 (12-4)	0-1 (QF)	NCAA 2nd Round
2015-16	20-11 (10-6)	1-1 (QF)	declined WNIT
2014-15	18-15 (7-9)	0-1 (R1)	WNIT 3rd Round
2013-14	25-8 (11-5)	1-1 (SF)	NCAA 1st Round

(Elon, Duke, Louisville), she also hit multiple three pointers. She averages 6.2 points in the paint in 2023-24.

- After scoring her single-quarter program record of 19 points in the very first period played this season, James has scored 10+ points in a total of eight quarters in 2023-24.

ACC ACTION

- NC State has three players who rank in the top 20 in ACC scoring average this season — Aziaha James (14.4), Mimi Collins (13.2) and Madison Hayes (13.2)
- The Pack's last two games against Virginia Tech and Pitt marked its first time having the same leading scorer (Hayes) in back-to-back games through all of ACC action in 2023-24.
- In conference play alone, NC State has had eight 20+ point performances from four different players — Collins (25 points at UVA), Baldwin (21 points vs. FSU), Hayes (21 points at VT), James (33 points vs. Duke), Hayes (24 points at Clemson), James (24 points at Boston College), James (28 points vs. Louisville), Hayes (20 points vs. Virginia Tech). Only UNC has more 20+ point scorers (5) in ACC action.
- Collins, Rivers and Hayes have each scored in double figures in a team-leading eight of 12 ACC games. Collins has nine points in an additional two league contests.
- In Sunday's win at Pitt, Zoe Brooks had a team-leading nine assists with zero turnovers. She is the only player in the ACC to have 9+ assists in a game without turning the ball over.
- The Pack had 16 steals in its Jan. 25 win at Clemson, the most for the team since Dec. 19, 2014.
- NC State has 20+ point margins of victory in four ACC games in 2023-24, with its largest such win coming in the form of a 36-point decision at Pitt.
- The Pack has collected 47 regular-season conference wins since the start of 2020-21 and has won those outings by an average of 16.0 points.
- NC State was picked to finish eighth in the ACC after tying for eighth last season. Last year's standing was the Pack's first time since 2015-16 finishing outside of the top four in the league (before tiebreakers).
- The Wolfpack has finished in a tie for fourth or better in seven of 10 completed seasons of the Wes Moore era.

RIISING STAR RETURNERS

NC State has four players who have increased their scoring average by 4+ points per game from last season to this season. Three returners (starred below) continue to average 10+ points per game for the first season in their collegiate careers.

PLAYER	22-23 PPG	23-24 PPG	INCREASE
Aziaha James	6.8	15.4 *	+8.6
Madison Hayes	7.0	12.2 *	+5.2
Mimi Collins	6.9	11.5	+4.6
River Baldwin	5.7	9.9	+4.2
Saniya Rivers	8.6	12.3 *	+3.7

MILESTONE TRACKER

- Saniya Rivers is at 93 assists on the season, just seven away from reaching the 100-assist mark for the first time in her career. The most assists a Pack player has had in a single season in the last 15 years is 152 (Miah Spencer, 2016-17).
- Zoe Brooks is not far behind her with 89 assists to put her 11 away from 100 this season. NC State has not had a pair of 100+ assist players in the same year since Aislinn Konig (108) and Kaila Ealey (148) in 2017-18.
- Rivers is 17 steals away from cracking NC State's single-season top 15 list.
- All five returners from last season's squad have over 500 career points — Mimi Collins (1,229), River Baldwin (820), Aziaha James (694), Madison Hayes (668) and Saniya Rivers (586).

DEFENSIVE PROWESS

- The Pack leads the ACC in field goal percentage defense and ranks second in scoring defense and three-point percentage defense.
- NC State has held 20 opponents to fewer than 70 points and 11 teams to fewer than 60 points.
- In the Wes Moore era, the Wolfpack has held opponents to fewer than 60 points in 162 total games.
- NC State is 153-9 (.944) in such outings and is 86-1 in such games since the start of the 2018-19 campaign, with the sole loss in the last six seasons marking its Jan. 15, 2023 game at UNC. Prior to that outing, the Wolfpack had won 76 games in a row when holding teams to fewer than 60 points.
- Since that game, NC State has now won 14 straight games during which its opponent scored under 60.
- NC State has allowed its opponents to shoot better than 40 percent in just six games and has limited seven teams to below 30 percent from the field.
- Six programs in the nation, NC State included, have held seven or more opponents to under 30 percent this season.

VETERAN GUARDS GOING OFF

- Aziaha James (26 points vs. Charlotte) and Saniya Rivers (33 points vs. UConn) kicked off their junior campaigns with career highs in back-to-back games.
- Rivers is ranked top 25 in the ACC in scoring (22nd - 12.3), rebounding (17th - 6.3), assists (7th - 4.4) and steals (3rd - 2.5). Her steal average ranks in the top 35 among all NCAA Division I women's basketball players.
- Prior to James' 26-point night on Nov. 7, 2023, a member of the Pack had not scored 25+ points since March 3, 2021 when Elissa Cunane had 27 in the ACC Tournament semifinal.
- Rivers' 33 points in the second game of the season marked the Pack's first 30+ point performance since Feb. 13, 2019 (Kiara Leslie, 30 points) and the most points scored by a member of the squad since Feb. 27, 2011 (Amber White, 33 points).
- Rivers had 10 rebounds to go with her 33-point outing against the Huskies. She's one of only nine players across all of NCAA Division I women's basketball with a 30+ point, 10+ rebound, 5+ assist game this season.
- James scored 19 of her 26 points against Charlotte in the first quarter, setting a single-quarter program record.
- With back-to-back games (vs. Duke, at Clemson) with seven steals, Rivers is the fourth player in program history with multiple 7+ steal games in the same season. The last player to have two games with seven or more steals in the same year was Umeki Webb in the 1996-97 campaign.

POSTS CAME TO PLAY

- Graduate post players River Baldwin (9.9 ppg) and Mimi Collins (11.5 ppg) are both putting up the best scoring averages of their five-year collegiate careers.
- Baldwin has scored 10+ points 11 times this season, most recently doing so with 15 points at Pitt.
- Baldwin put together a streak of five 10+ point games from Nov. 23 (Kentucky) through Dec. 3 (Illinois State). Prior to that streak, the graduate center had never had more than three double-figure scoring games in a row in her five-season career.
- In those five games, Baldwin posted 10+ points in the paint in four of those contests. She has done so eight times this season, scoring a season-high 16 point points in just three quarters of action against Florida State on Jan. 4.
- Collins' recent six-game streak of 10+ point games from Jan. 11 (UVA) through Feb. 1 (UNC) is the longest such streak by a member of the team this season.
- Mimi Collins shot a perfect 8-of-8 from the field against Elon on Nov. 15. The only better perfect shooting mark by a member of the Pack in a home game was a 9-of-9 clip by Elissa Cunane in January 2021.
- Collins also went perfect (6-of-6) in the Pack's win at Pitt. She's the only ACC player and one of four players in the nation with multiple 100 percent shooting performances of 6-of-6 or better this year.
- Collins tied her full-season total of three pointers made in 2022-

23 (9) in the Pack's ninth game of the 2023-24 season. With her number now at 25 threes made this year, she has surpassed the most she's made in a single season in her career (14).

- The three double-doubles that Collins and Baldwin have each posted this year rank as single-season bests for both players.
- Collins' 149 appearances are tied as the fourth-most games by all players in the nation.

STRENGTH IN THE PACK

- Since the renovation of Reynolds Coliseum was completed in August 2016, NC State has gone 112-15 (.882) in home games.
- That record includes 61 out of 63 possible non-conference wins (both losses were to Top 25 opponents) and 51 out of 64 possible league wins.
- NC State is 552-145 (.792) in its 50-year history of home games.
- Another record number of season ticket holders committed to backing the Pack in 2023-24. The team sold out of its 3,300 season tickets, hitting that mark three months before the start of the campaign.
- In 2022-23, NC State had a program-best average percent capacity (91.62%) in its home games. That number ranked second nationally behind only UConn.
- This season, the Wolfpack is winning its home games by an average of 16 points.
- NC State's last 12 home games of the 2023-24 season will be sold out as the squad has hit that mark every home contest from Nov. 29 (Vanderbilt) on.
- Prior to its Feb. 8 loss to No. 16 VT, the Pack was riding a 14-game home winning streak. In that span, were five victories over ranked opponents, two overtime wins and an average margin of victory of 16.4 points.

SELLOUT TRACKER

NC State sold out five games before the 2023-24 season tipped off on Nov. 7 and has since sold out an additional eight games. The Pack's 13 sellouts sets a new single-season record, beating out the previous mark of eight games sold out in 2021-22 and 2022-23. It also marks the first time in program history that NC State women's hoops has sold out all of its conference home games.

The team is averaging 5,302 fans through 13 completed home games for an average capacity of 96.39 percent. NC State has also had 95+ percent of its allotted student tickets used in all but one home game in 2023-24.

OPPONENT	DATE	SELLOUT ANNOUNCED
UConn	Nov. 12	Oct. 19
Vanderbilt	Nov. 29	Nov. 7
Illinois State	Dec. 3	Dec. 1
Liberty	Dec. 10	Dec. 4
Florida State	Jan. 4	Dec. 11
Virginia	Jan. 11	Jan. 8
Duke	Jan. 21	Nov. 6
North Carolina	Feb. 1	Nov. 17
Louisville	Feb. 5	Nov. 7
Virginia Tech	Feb. 8	Dec. 15
Georgia Tech	Feb. 18	Dec. 8
Syracuse	Feb. 29	Dec. 20
Wake Forest	March 3	Nov. 7

SHARP SHOOTING

- The Pack has won 29 straight games when shooting 50+ percent as a team. The last time NC State lost such a game was in the 2021 Sweet Sixteen against Indiana (March 27, 2021).
- NC State has shot 50+ percent as a team in six games this year and has been held below 35 percent just once.

- The Wolfpack's highest field-goal percentage of the season was a 54.8 percent clip (34-of-62) against Kentucky on Nov. 23.
- Prior to its 28.1 percent clip at Miami, NC State was riding a streak of 23 games shooting better than 35 percent from the floor, with that stretch starting last season on Feb. 16, 2023 versus North Carolina.
- In Moore's 11 year tenure, NC State is 65-5 (.929) in games during which it has a field-goal percentage of .500 or better.

SPECIAL START FOR 35

- Rookie guard Zoe Brooks made history in the Pack's Dec. 10 win over Liberty, becoming the second player in the program's 50-season history to post a triple-double. Her 14 points, team-leading 12 rebounds and team-best 10 assists marked the first triple-double for a member of the Pack since Feb. 21, 2001. She is the sixth NC State player across both the men's and women's programs to accomplish the feat.
- Brooks is one of 23 players nationally to post a triple-double this season. She and fellow rookie Hannah Hidalgo (Notre Dame) are the only two freshmen to do so against fellow NCAA Division I opponents this year, and Brooks is one of three ACC players (Hidalgo, Ustby) with a triple-double in 2023-24.
- According to Her Hoop Stats, Brooks was the 20th freshman in the last 15 seasons to have a triple-double performance. The last to do so before her was Notre Dame's Olivia Miles (March 19, 2022).
- The Plainfield, N.J., native had 10 assists against Liberty and then set a new career high in the category with 11 at Old Dominion. Brooks joined Raina Perez (13 at North Carolina on Feb. 7, 2021) as just the second player in the Moore era to have an 11+ assist game and is the first Pack player in at least 15 years to have two 10+ assist games in the same season.
- Brooks started six games in an eight-game span in December/January due to various team injuries. She averaged 13.3 points, 5.8 rebounds, 5.2 assists and 2.0 steals in those starts against Liberty, USF, ODU, Virginia Tech, Virginia and Miami.
- Brooks is one of eight players in the nation and the only ACC player to average 9+ points and 3.5+ assists while making fewer than 10 starts in 2023-24.
- Brooks' assist average (3.5) ranks 11th in the ACC and is the third-highest average among league freshmen.

RANKED WINS UNDER MOORE

- NC State has defeated a total of 41 nationally-ranked opponents (41-46) in the Wes Moore era.
- The Pack has defeated eight top-five foes (8-14) under Moore's leadership: No. 2 Notre Dame in 2016-17, No. 1 South Carolina in 2020-21, No. 1 Louisville in 2020-21, No. 5 Louisville in 2020-21, No. 2 Maryland in 2021-22, No. 3 Louisville in 2021-22, No. 2 UConn in 2023-24, No. 3 Colorado in 2023-24.
- The Wolfpack has defeated two AP Top 3 teams (No. 2 UConn on Nov. 12, No. 3 Colorado on Nov. 25) this season and did so in the span of 13 days. It marked the fourth time in team history that NC State has defeated two top-three teams in the same season and was the second-shortest span of time between two Wolfpack wins over top-three squads.
- NC State has hosted a total of 25 opponents ranked in the AP Top 25 since the renovation of Reynolds Coliseum (start of 2016-17 season). NC State has won 17 of those 25 home games and was on a four-game streak before falling to Virginia Tech on Feb. 8.
- Since Moore took over ahead of the 2013-14 campaign, the Wolfpack has played 28 road games against AP Top 25 opponents. NC State is 9-19 in those games (6-8 against AP Top 10 opponents and 2-5 against AP Top 5 teams).
- In 2021-22, NC State beat nine nationally-ranked opponents for the most such wins in a single season in program history.

RANKINGS REVIEW

WOLFPACK STREAKS

GENERAL TEAM

Overall.....	1
ACC Regular Season.....	1
NCAA Tournament.....	0
ACC Tournament.....	0
Unranked Teams.....	3
Ranked Teams.....	0
Home.....	0
Home ACC.....	0
Home Non-Conference.....	15
Home Ranked.....	0
Home Unranked.....	11
Home Unranked Non-Conference.....	58
Road.....	3
Road ACC.....	3
Road Non-Conference.....	4
Road Ranked.....	0
Road Unranked.....	3
Road Unranked Non-Conference.....	8
Neutral.....	3
Neutral Ranked.....	1
Neutral Unranked.....	2

TEAM STATS

Shooting 30+ percent.....	7
Shooting 40+ percent.....	1
Shooting 30+ percent from three.....	3
Scoring 60+ points.....	7
Scoring 70+ points.....	2
10+ assists.....	1
15 or fewer turnovers.....	6

CONSECUTIVE GAMES WITH 3FG

Madison Hayes.....	7
Aziah James.....	3
Mimi Collins.....	1
Maddie Cox.....	1
Katie Peneueta.....	1
Laci Steele.....	1

CONSECUTIVE 10+ POINT GAMES

Madison Hayes.....	3
River Baldwin.....	1
Mimi Collins.....	1

CONSECUTIVE DOUBLE-DOUBLES

CONSECUTIVE FREE THROWS MADE

Saniya Rivers.....	10
Maddie Cox.....	3
Mallory Collier.....	2
Mimi Collins.....	2
Madison Hayes.....	2
Katie Peneueta.....	1
Lizzy Williamson.....	1

CONSECUTIVE STARTS FOR PACK

Aziah James.....	30
Madison Hayes.....	24
Mimi Collins.....	12
Saniya Rivers.....	12
River Baldwin.....	7

CONSECUTIVE GAMES PLAYED FOR PACK

Mimi Collins.....	56
Madison Hayes.....	56
Aziah James.....	56
Zoe Brooks.....	24
Saniya Rivers.....	12
Laci Steele.....	11
River Baldwin.....	7
Maddie Cox.....	2
Mallory Collier.....	1
Jannah Eissa.....	1
Katie Peneueta.....	1
Lizzy Williamson.....	1

WHAT TO WATCH FOR**2023-24 WATCH LISTS & AWARDS
(BY PLAYER)****RIVER BALDWIN**

- Nov. 25 - Paradise Jam Island Tournament MVP
- Nov. 28 - USBWA National Player of the Week

ZOE BROOKS

- Dec. 11 - ACC Freshman of the Week
- Dec. 12 - USBWA National Freshman of the Week
- Dec. 22 - ESPN's Top Impactful Freshmen Top 25 List

MIMI COLLINS

- 2024 Cheryl Miller Award preseason watch list
- Jan. 25 - Katrina McClain Award Top 10 List

AZIAHA JAMES

- Dec. 21 - ESPN's Top 25 Players in Women's College Basketball List

SANIYA RIVERS

- Naismith Women's Player of the Year preseason watch list
- Wooden Award Preseason Top 50
- Nov. 13 - ACC Player of the Week, NCAA National Player of the Week
- Nov. 14 - USBWA National Player of the Week
- Dec. 21 - ESPN's Top 25 Players in Women's College Basketball List
- Jan. 10 - Wooden Award Midseason Top 25 Watch List
- Jan. 23 - Ann Meyers Drysdale Award Top 10 List
- Feb. 13 - Naismith Women's Player of the Year Midseason Team

- NC State was unranked (receiving votes as the No. 27 team) to start the season before re-entering the AP Top 25 on Nov. 13, 2023 for the first time since Feb. 6, 2023.
- The Wolfpack is the first women's basketball team to begin a season unranked and reach the AP Top 5 before the end of that November.
- Prior to NC State's No. 5 ranking in Week 4, the earliest a preseason unranked team entered the AP Top 5 was Wisconsin (Week 9 of 2001-02).
- The Pack's multi-week No. 3 ranking was the highest ranking achieved by a preseason unranked team until Kansas State surged to No. 2 in the Jan. 29 poll.

OFF THE BOARDS

- NC State has 50+ rebounds in seven games in 2023-24, with its highest mark of the year being 59 tallied in the season opener.
- In the last 15 years, the most 50+ rebound games the Pack has had in a single season is seven, also previously accomplished in 2010-11 and 2011-12.
- The Pack has 15 games with 20+ offensive boards in the Moore era, most recently having 21 at Miami this season.
- Rebounding has been a true team effort in 2023-24 as seven different players have led the team in that category.
- Four NC State players had nine or more rebounds in the team's Dec. 10 win over Liberty, the first time in the Moore era that has occurred.
- The Pack has five different players with at least one 10+ rebound game in 2023-24.

THREE BALL

- The Wolfpack has hit 10+ threes in 66 games under Wes Moore's leadership, most recently hitting 10 in its Feb. 5 home win against Louisville.
- NC State is 62-4 (.939) in those games and has not lost a game in which it hit at least 10 triples since Jan. 9, 2020 (UNC).
- The Pack's season-high 11 threes against Liberty on Dec. 10 marked the most for the team since hitting that same number against Charlotte on Nov. 16, 2022.

ROAD WARRIORS

- In the midst of its 11th season under the leadership of Wes Moore, the Wolfpack has earned a total of 76 true road wins. The team is 76-39 (.661) since the start of the 2013-14 season.
- In that same stretch, NC State's record only against non-conference opponents is 19-8 (.704). In 2022-23, the Pack lost at then-No. 5 UConn to break a 6-0 non-conference road streak that started during the 2018-18 campaign.
- The Pack's best road record in the Moore era was a 10-1 mark posted in 2019-20. NC State also then went 9-1 in the 2021-22 season.
- Fifty-seven of those road victories have been in league play as NC State has gone 57-31 (.648) in ACC games away from home in the Moore era.
- NC State dropped three-straight road games in 2022-23 for the first time since the 2014-15 campaign. It marked the first time in the Moore era that the Pack has lost three ACC road games in a row.

WOLFPACK WES

- Head coach Wes Moore secured his 800th career win on March 2, 2023. With that victory, Moore became the fifth active, third-ever ACC and 15th NCAA Division I women's basketball coach of all time to reach the 800 wins mark. He accomplished the feat in 1,048 games across stints at NC State (242), Chattanooga (358), Francis Marion (69) and Maryville College (131).
- Moore's 821 career wins rank fifth among active NCAA Division I women's basketball head coaches and 14th all time. He is also ranked 11th nationally among active coaches with his .764 career winning percentage.
- Moore has the most wins of any active coach in the ACC by a margin of 309, as the next closest head coach is Virginia Tech's Kenny Brooks with 512. The leader of the Pack has accounted for nearly 20 percent of the over 4,100 combined wins of the 15 active coaches in the league.

A LOOK AT THE LOSSES

- Since the start of the 2019-20 campaign, NC State has lost 26 games (122-26 record). Ten of those have been by double-digit margins, and the remaining 16 losses have been by an average of just 5.2 points.
- The Pack has not lost three consecutive games since the beginning of conference play in 2017-18 when it fell to Louisville (Dec. 31, 2017), Virginia (Jan. 4, 2018) and Duke (Jan. 7, 2018).
- The team has not lost to an ACC opponent by 20+ points since falling by 30 at Louisville on Feb. 28, 2019.

YEAR 50

- 2023-24 marks the 50th season of NC State women's basketball, and the program will celebrate its tradition of excellence throughout the upcoming campaign.
- The Wolfpack is encouraging fans to use #PackWBBSeason50 on social media to share past memories and create new ones this year.
- The program put on its largest celebration of the 50th season with its annual alumni reunion on Dec. 3. The team welcomed back players and staff members from all 49 previous squads, and over 40 of those women were recognized at halftime of the game. Also of significance, the game was played against Illinois State, which is coached by Kristen Gillespie who was a member of the Pack's 1998 Final Four squad.
- The program created a logo to commemorate the 50th season. It prominently features Reynolds Coliseum, which has served as the Wolfpack's home arena for the entirety of its existence as a varsity team.
- The Pack played its first season as a varsity team in 1974-75. Since then, the program has amassed over 1,000 victories, 42 winning seasons, 9 top-10 final rankings, 28 NCAA Tournament appearances, 15 Sweet 16 berths, 91 All-ACC selections, 5 All-Americans and 37 1,000+ point scorers.

NEWEST NET (AS OF FEB. 13)

- The NCAA Evaluation Tool (NET) began releasing daily on Dec. 4. NC State is ranked No. 14 in the NET, second among ACC schools after Notre Dame (No. 10).
- The average NET for all of the Pack's 2023-24 opponents is 82, which ranks fifth nationally.
- Thirteen of the Pack's wins this year have been against teams that rank in the top 100 of the NET.
- The Wolfpack's non-conference schedule was the fifth-toughest among Power schools as it related to average opponent final NET from last season. The team's 2023-24 non-conference opponents had an average 2022-23 NET of 110. NC State ranked behind only Maryland, Tennessee, South Carolina and Iowa in this category.

BACK WITH THE PACK

At the start of 2023-24, NC State brought back:

- Five of nine players from the final 2023-24 roster, all of whom posted a double-figure scoring outing last season and led or tied for the team lead in scoring at least once in 2022-23
- One player (Madison Hayes) who started 20+ games and four players (Hayes, Saniya Rivers, Mimi Collins, Aziaha James) who made at least six starts
- Last season's team leaders in rebounding (Rivers - 5.2), three-point percentage (Hayes - .364), steals (Rivers - 1.8) and blocks (Rivers - 1.0)
- Five players who averaged at least five points per game in 2022-23 - Rivers (8.6), Hayes (7.0), Collins (6.9), James (6.8) and Baldwin (5.7)
- 48.9 percent of its points scored (1,109 of 2,266)
- 49.2 percent of its made shots (422 of 858)
- 49.3 percent of its rebounds (626 of 1,270)
- 60.6 percent of its steals (132 of 218)
- 53.5 percent of its assists (230 of 430)
- 60.7 percent of its blocked shots (85 of 140)

FRESH FACES

NC State's current freshman class is the highest-ranked group of rookies in program history. The class was ranked as high as fourth

nationally by ESPN, and the four top-100 signees marked the best-ranked class coming into the ACC this season.

Included in the Pack's 2023 freshman class are:

- Zoe Brooks (ESPN No. 9) - the program's first freshman McDonald's All-American since 2019
- Mallory Collier (ESPN No. 55)
- Laci Steele (ESPN No. 56)
- Maddie Cox (ESPN No. 71)

NEXT WOMAN UP

- Last season, Saniya Rivers was the third Wolfpack woman in a row to claim ACC Sixth Player of the Year honors, joining Jada Boyd (2020-21) and Diamond Johnson (2021-22).
- The Pack joins Florida State as the only two schools to win the honor three times in a row since it was established in 2007-08. Both programs have won the award a league-best four times.
- Rivers scored in double figures nine times during the 2022-23 regular season, with five of those occurring when she came off the bench. She posted last year's season scoring high of 22 points in 29 minutes of action off the bench at No. 10 Iowa.

2023-24 REWIND

- NC State went 20-12 overall in 2022-23 and ended its season in the first round of the NCAA Tournament. The postseason berth was its sixth in a row, the longest such NCAA Tournament streak for the Pack since 1995-2001.
- Last year was the Pack's 10th winning season and ninth 20+ win season in 10 completed years of the Moore era. NC State now has eight 20+ win seasons in a row, marking the longest such streak since the team had nine consecutive 20+ win seasons from 1976-77 through 1984-85.
- The team went 9-9 in league action to place tied for eighth in the ACC.
- NC State had the tiebreaker to end up as the No. 8 seed for the conference tournament where it won its first game against Syracuse before falling to a top-15 Notre Dame team in the quarterfinal.
- The Pack defeated three ranked opponents last season in No. 10 Iowa, No. 7 Notre Dame and No. 19 UNC. NC State was 3-6 in games played against ranked teams in 2022-23.
- Going into the 2023 NCAA Tournament, the Wolfpack was ranked No. 17 in the NCAA Evaluation Tool (NET) standings. The team's average opponent NET (69) last year ranked second nationally behind only UConn, and the team also had the nation's second-highest opponent success rating.
- The Wolfpack earned four wins over NET Top 25 teams last year, defeating Iowa, Notre Dame, Louisville and North Carolina during the regular season. The Pack's Dec. 5, 2022 win at Iowa was the only home loss for the Hawkeyes, who went on to play in the NCAA championship game.

LOCKER ROOM RENO

Ahead of the season, NC State Athletics finished construction on a renovated and enhanced women's basketball locker room inside of Reynolds Coliseum. The space is named the Gayle and Dwain Lanier Women's Basketball Locker Room in honor of the team's loyal supporters who made the single-largest gift ever to the program. The locker room was officially dedicated with an in-game recognition for the Laniers on Nov. 12, 2023.

Gayle (Class of 1982) and Dwain (Class of 1979) Lanier have a rich history of helping NC State students pursue their dreams. They established the Dwain K. and Gayle S. Lanier Scholarship endowments to help underrepresented students from North Carolina study engineering, and they generously donate to other scholarships and programs across campus. NC State Athletics is excited for this opportunity to have its student-athletes see a woman's name on their locker room every day.

WELCOME HOME, KAYLA JONES

Kayla Jones, also known as KJ, returned to Raleigh as NC State women's basketball's graduate manager ahead of the season. She spent the previous year playing professionally overseas after

being selected by the Minnesota Lynx in the 2022 WNBA Draft (round 2, pick 22). Jones earned her undergraduate degree in Sport Management from NC State in May 2021 and added a graduate certificate in Sport and Entertainment Venue Management in May 2022.

After stepping permanently into the starting five in 2019-20, Jones was considered the "glue player" for a Wolfpack team that won three-straight ACC Tournament titles, claimed the ACC regular-season crown in her graduate year and reached the NCAA Elite Eight in her final season. Jones was a First Team All-ACC honoree in 2020-21, and she earned All-ACC recognition again in 2021-22.

Jones is the second program alumna turned staff member on this year's crew, joining assistant coach Ashley Williams (Class of 2017) as former players under Wes Moore's leadership who now coach alongside him.

WOLF-PUPS

NC State women's basketball secured its second-straight top-10 signing class on Nov. 8, 2023 as three high school student-athletes inked National Letters of Intent to join the squad beginning with the 2024-25 season. The Wolfpack received official commitments from ESPN No. 17 Zamareya Jones, ESPN No. 47 Devyn Quigley and Lorena Awou. The three players make up a 2024 class that has been ranked as high as 10th nationally by ESPN.

Both Jones and Quigley were named to the 2024 McDonald's All-America Game nomination list on Jan. 9, and Jones was announced as part of the final 24-player roster on Jan. 23.

TRICE-HILL TO THE HALL OF FAME

Trena Trice-Hill (Class of 1987) was announced as one of seven members of the 2024 class for the NC State Athletic Hall of Fame. The group will be inducted at a gala in Reynolds Coliseum on Saturday, April 20, 2024. Trice-Hill will be the seventh member of the program to be enshrined, joining Genia Beasley, Andrea Stinson, Chasity Melvin, Linda Page, Trudi Lacey and former head coach Kay Yow. A native of Norfolk, Va., Trice-Hill is already part of a select group of Wolfpack women's basketball payers to have their jersey hanging in the rafters of Reynolds Coliseum.

From 1983-87, Trice-Hill averaged 15.1 points and 8.4 rebounds to remain inked in the program's record book as the seventh all-time leading scorer (1,761) and fifth all-time leading rebounder (984). She was an All-ACC honoree all four seasons of her career and helped lead the Pack to the ACC title sweep in 1984-85 and an ACC Tournament crown in 1986-87. Trice-Hill capped off her career as an All-American in 1987 and also was a 1986 finalist for the Wade Trophy.

CHARGE COUNTER

LIST OF OFFENSIVE FOULS DRAWN

AZIAHA JAMES (27)

- 3:28 1Q Charlotte — illegal screen
- 7:54 3Q Charlotte — charge
- 5:56 4Q UConn — charge
- 3:35 4Q Elon — other
- 6:17 1Q Kentucky — charge
- 8:18 2Q Kentucky — charge
- 4:15 1Q Cincinnati — charge
- 8:20 2Q Cincinnati — charge
- 7:55 2Q Cincinnati — charge
- 9:21 1Q Colorado — illegal screen
- 7:53 1Q Colorado — charge
- 27 3Q Colorado — illegal screen
- 7:18 4Q Colorado — illegal screen
- 6:05 2Q Vanderbilt — illegal screen
- 8:51 4Q Vanderbilt — charge
- 2:07 3Q Illinois State — charge
- 3:38 1Q at Virginia — charge
- 2:14 1Q at Virginia — charge
- 9:53 3Q at Virginia — illegal screen
- 25 1Q Virginia — illegal screen
- 4:13 3Q at Miami — illegal screen
- 7:07 1Q Duke — illegal screen
- 5:58 1Q Duke — illegal screen
- 4:22 4Q Duke — charge
- 3:56 3Q at Clemson — illegal screen
- 10 4Q UNC — charge
- 9:05 3Q Virginia Tech — charge

RIVER BALDWIN (17)

- 7:25 2Q Charlotte — charge
- 9:20 3Q UConn — box out
- 51 3Q UConn — charge
- 4:03 1Q Kentucky — charge
- 2:07 2Q Kentucky — charge
- 7:48 2Q Illinois State — charge
- 1:37 3Q Illinois State — charge
- 6:23 2Q at USF — charge
- 03 3Q at Old Dominion — charge
- 9:20 3Q at Virginia — charge
- 8:35 2Q Florida State — charge
- 7:24 2Q Florida State — charge
- 2:47 3Q Florida State — charge
- 2:26 3Q Florida State — charge
- 1:14 3Q Florida State — charge
- 6:36 4Q Louisville — charge
- 5:15 1Q at Pitt — charge

MADISON HAYES (5)

- 4:05 2Q Charlotte — illegal screen
- 5:54 3Q Colorado — illegal screen
- 3:52 1Q Illinois State — illegal screen
- 7:23 2Q at Virginia — charge
- 6:43 2Q Duke — illegal screen

ZOE BROOKS (5)

- 1:39 3Q Elon — illegal screen
- 8:48 2Q Cincinnati — illegal screen
- 8:16 1Q at Old Dominion — illegal screen
- 4:05 3Q Virginia — illegal screen
- 5:55 4Q Virginia — illegal screen

LACI STEELE (2)

- 7:23 2Q Kentucky — illegal screen
- 1:13 2Q Cincinnati — charge

MALLORY COLLIER (2)

- 6:04 2Q Rhode Island — box out
- 5:38 4Q Virginia — charge

SANIYA RIVERS (2)

- 1:03 2Q Elon — illegal screen
- 4:49 1Q at Miami — illegal screen

MIMI COLLINS (1)

- 6:36 3Q UNC — charge

MADDIE COX (1)

- 7:59 2Q UNC — charge

THE LAST TIME:

NC STATE PLAYERS

50+ points	Andrea Stinson (50) vs. Providence, 12/3/1989
40-49 points	Linda Page (42) vs. Clemson, 2/4/1984
35-39 points	Chasity Melvin (37) vs. Louisiana Tech, 3/27/1998
30-34 points	Aziaha James (33) vs. Duke, 1/21/2024
25-29 points	Aziaha James (28) vs. Louisville, 2/5/2024
20-24 points	Madison Hayes (20) vs. Virginia Tech, 2/8/2024
20+ points off the bench	Saniya Rivers (22) at Iowa, 12/1/2022
2 players with 20+ points	S. Rivers (22)/D. Johnson (22) at Iowa, 12/1/2022
3 players with 20+ points	J. Brown-Turner (23)/K. Jones (22)/K. Crutchfield (20) vs. Virginia Tech, 1/24/2021
Back-to-back 25+ point games	E. Cunane vs. Virginia Tech (28), 1/2/2020 and vs. Virginia (26), 1/5/2020
5 players in double figures	Z. Brooks (19)/M. Hayes (17)/A. James (15)/M. Collins (14)/L. Steele (13) vs. Virginia, 1/11/2024
All 5 starters in double figures	J. Brown-Turner (19)/E. Cunane (15)/R. Perez (15)/K. Crutchfield (11)/K. Jones (10) at Duke, 2/13/2022
More than 5 players in double figures	M. Hayes (17)/A. James (16)/Z. Brooks (13)/R. Baldwin (12)/L. Steele (11)/M. Collins (10) at Old Dominion, 12/20/2023
Made every shot from field (min. 7)	Mimi Collins (8-8) vs. Elon, 11/15/2023
20+ rebounds	DD Rogers (20) at Georgetown, 12/8/2018
15+ rebounds	Saniya Rivers (16) at Virginia, 12/31/2023
2 players with 10+ rebounds	Saniya Rivers (16)/River Baldwin (12) at Virginia, 12/31/2023
10+ made free throws	Zoe Brooks (10) vs. Liberty, 12/10/2023
15+ made free throws	Dominique Wilson (15) vs. Louisville, 1/17/2016
Made every free throw (min. 10)	Elissa Cunane (10-10) vs. Virginia, 1/5/2020
10+ assists	Zoe Brooks (11) at Old Dominion, 12/20/2023
7+ three pointers	Aislinn Konig (7) at Clemson, 1/30/2020
5+ three pointers	Aziaha James (5) vs. Charlotte, 11/7/2023
7+ steals	Saniya Rivers (7) at Clemson, 1/25/2024
5+ blocks	Madison Hayes (7) vs. Virginia, 1/8/2023
Double-double	Madison Hayes (12 pts, 10 rebs) vs. Louisville, 2/5/2024
Multiple double-doubles	R. Baldwin (14 pts, 12 rebs)/S. Rivers (10 pts, 16 rebs) at Virginia, 12/31/2023
Triple-double	Zoe Brooks (14 pts, 12 rebs, 10 asts) vs. Liberty, 12/10/2023
20+ points and 10+ rebounds	Saniya Rivers (33 points, 10 rebounds) vs. UConn, 11/12/2023
30+ points and 10+ rebounds	Saniya Rivers (33 points, 10 rebounds) vs. UConn, 11/12/2023
40+ points and 10+ rebounds	Linda Page (42 points, 10 rebounds) at Clemson, 2/4/1984
15+ points and 15+ rebounds	Elissa Cunane (23 points, 15 rebounds) at Boston College, 12/13/2020
20+ points and 20+ rebounds	Genia Beasley (29 points, 21 rebounds) vs. Missouri, 3/17/1978
Last second shot (<3 sec) to win game	Raina Perez (2.1 seconds) vs. Louisville, 3/7/2021
Played every minute of a game	Aziaha James vs. Virginia Tech, 2/8/2024
Played more than 40 minutes in a game	Saniya Rivers (41)/Mimi Collins (43) vs. Florida State, 1/4/2024

NC STATE TEAM

Defeated AP Top 5 team	78-60 vs. #3 Colorado, 11/25/2023
Defeated AP No. 1 team	74-60 vs. #1 Louisville, 2/1/2021
Played AP No. 1 team	57-66 vs. #1 South Carolina, 11/9/2021
Defeated AP Top 25 team	77-67 vs. #15 Louisville, 2/5/2024
Unranked Wolfpack team beat ranked team	92-81 vs. #2 UConn, 11/12/2023
Advanced to the NCAA Elite Eight	2021-22 season
Reached an NCAA Final Four	1997-98 season
Scored 50+ points in a half	at Pitt (53 in 1H), 2/11/2024
Scored 50+ points in both halves	vs. Saint Mary's (50, 51), 12/12/2021
Scored 60+ points in a half	vs. NC Central (62 in 2H), 11/29/2020
Scored fewer than 20 points in a half	at North Carolina (19 in 1H), 1/15/2023
Scored 100+ points in a game	vs. Saint Mary's (101), 12/12/2021
Scored 100+ points in a home game	vs. Saint Mary's (101), 12/12/2021
Scored 100+ points in a road game	at Howard (127), 1/31/1992
Scored 100+ points in a neutral site game	vs. Delaware State (116), 12/21/1996
Scored fewer than 50 points in a game	at North Carolina (47), 1/15/2023
Shot 50+ percent in consecutive games	at USF (.500), 12/16/2023 and at ODU (.537), 12/20/2023
Shot 60+ percent	vs. Syracuse (.607), 3/2/2023
Shot 70+ percent	
Shot below 30 percent	at Miami (.281), 1/18/2024
Shot below 25 percent	at Miami (.246), 12/30/2015
Shot below 30 percent and won	54-46 at South Carolina (.294), 12/3/2020
Shot 60+ percent in a half	at Pitt (.656 in 1H), 2/11/2024
Shot 70+ percent in a half	at Duke (.720 in 2H), 2/13/2022
Shot 50+ percent in all four quarters	vs. Virginia, 1/8/2023
Made 10+ three pointers	vs. Louisville (10), 2/5/2024
Did not make a three pointer	at Wake Forest, 2/9/2023
Shot 50+ percent from distance	at Old Dominion (.556), 12/20/2023

Shot 60+ percent from distance	vs. Florida (.647), 11/14/2021
Made 30+ free throws	vs. Louisville (34), 1/17/2016
Made fewer than five free throws	vs. West Virginia (3), 11/25/2022
Attempted 40+ free throws	vs. Louisville (43), 1/17/2016
Attempted fewer than five free throws	vs. Virginia Tech (4), 1/23/2022
Won an overtime game	88-80 (OT) vs. Florida State, 1/4/2024
Lost an overtime game	87-91 (2OT) vs. UConn, 3/28/2022
50+ rebounds	at Virginia (56), 12/31/2023
20+ offensive rebounds	at Miami (21), 1/18/2024
30+ assists	at Maryland (30), 1/2/1996
20+ assists	at Pitt (23), 2/11/2024
10+ blocks	vs. Charlotte (10), 11/7/2023
7+ blocks	vs. Virginia (7), 1/11/2024
10+ steals	at Clemson (16), 1/25/2024
Forced 20+ turnovers	at Clemson (20), 1/25/2024
Committed 20+ turnovers	vs. Princeton (20), 3/17/2023
Committed five or fewer turnovers	at Virginia Tech (5), 2/19/2023
Rallied from 10+ point deficit	vs. Rhode Island (down 10 points, 9:02, 2Q), 2/16/2023
Rallied from 15+ point deficit	vs. Louisville (down 16 points, 4:25 3Q), 1/20/2022
Rallied from 20+ point deficit	vs. Miami (down 20 points, 19:28 2H), 2/19/2015
Sold out Reynolds Coliseum	vs. Virginia Tech, 2/8/2024
Won by 20+ points	83-47 at Pitt (36), 2/11/2024
Won by 30+ points	83-47 at Pitt (36), 2/11/2024
Won by 40+ points	90-35 vs. Elon (55), 11/15/2023
Won by 50+ points	90-35 vs. Elon (55), 11/15/2023
Won by 60+ points	94-24 vs. UP-Mayaguez (70), 12/21/2003
Lost by 15-19 points	62-77 at Duke (15), 2/23/2023
Lost by 20-29 points	69-91 at UConn (22), 11/20/2022
Lost by 30+ points	62-92 at Louisville (30), 2/28/2019
Lost back-to-back games	vs. Notre Dame, 3/3/2023 and vs. Princeton, 3/17/2023

OPPOSING TEAM

Player scored 25+ points	Elizabeth Kitley (25), Virginia Tech, 2/8/2024
Player scored 30+ points	Ta'Niya Latson (30), Florida State, 1/4/2024
Player scored 35+ points	Caitlin Clark (45), Iowa, 12/1/2022
2 players with 20+ points	Elizabeth Kitley (27)/Georgia Amoore (21), Virginia Tech, 1/7/2024
No players in double figures	Kentucky, 11/23/2023
5 players in double figures	Patberg (17)/Holmes (16)/Cardano-Hillary (14)/Berger (12)/Gulbe (11), Indiana, 3/27/2021
All 5 starters in double figures	Patberg (17)/Holmes (16)/Cardano-Hillary (14)/Berger (12)/Gulbe (11), Indiana, 3/27/2021
More than 5 players in double figures	Jackson (19)/Liston (14)/Vernerrey (13)/Peters (12)/Gray (12)/Williams (11), Duke, 1/8/2012
Scored 50+ points in a half	UConn (51 in 2H), 11/20/2022
Scored 50+ points in both halves	
Scored fewer than 20 points in a half	Elon (14 in 1H), 11/15/2023
Scored 100+ points in a game	Wake Forest (100), 2/27/2011
Scored 100+ points in Reynolds Coliseum	Minnesota (100), 11/30/1991
Scored 40-49 points	Pitt (47), 2/11/2024
Scored fewer than 40 points	Elon (35), 11/15/2023
Shot 60+ percent in a game	Holy Cross (.608), 12/31/1991
Shot 70+ percent in a game	
Shot below 30 percent in a game	Pitt (.297), 2/11/2024
Shot below 25 percent in a game	Cincinnati (.242), 11/24/2023
Shot below 30 percent in a game and won	North Carolina (.297), 1/15/2023
Shot 60+ percent in a half	Virginia Tech (.625 in 1H), 2/19/2023
Shot 70+ percent in a half	Maryland (.704 in 1H), 2/5/2009
Made 10+ three pointers	Virginia Tech (11), 2/8/2024
Did not make a three pointer	Maine, 11/19/2019
Shot 50+ percent from distance	Boston College (.500), 1/5/2023
Shot 60+ percent from distance	Duke (.643), 12/29/2022
Made 30+ free throws	Florida State (33), 1/20/2013
Made fewer than five free throws	Virginia Tech (3), 1/7/2024
Attempted 40+ free throws	Florida State (40), 1/20/2013
Attempted fewer than five free throws	Virginia Tech (4), 1/7/2024
50+ rebounds	Virginia (50), 1/11/2024
10+ blocks	Syracuse (11), 2/28/2021
10+ steals	Miami (11), 1/18/2024
Unranked team beat ranked Wolfpack team	59-73 at Miami, 1/18/2024

NC STATE'S RECORD WHEN:

	VS. RANKED	ACC PLAY	OVERALL		VS. RANKED	ACC PLAY	OVERALL
Playing a ranked team	5-2	3-2	5-2	Having fewer TOs than opponent	2-1	5-2	9-2
Playing at home	4-1	5-1	12-1	Having equal/more TOs than opponent	3-1	4-1	12-1
Playing on the road	0-1	4-2	6-2	Having fewer than 15 TOs	3-2	8-2	13-2
Playing on a neutral floor	1-0	-	3-0	Having 15+ TOs	1-0	1-1	8-1
				Forcing 15+ opponent TOs	1-0	3-1	9-1
Leading at the half	4-1	8-1	18-1	Scoring more pts. off TOs than opponent	2-1	5-1	13-1
Trailing at the half	1-1	1-2	3-2				
Tied at the half	-	-	-	Owning advantage in pts. in paint	2-0	6-0	15-0
Playing an overtime game	1-0	1-0	1-0	Opponent owns advantage in pts. in paint	2-2	2-3	3-3
				Winning fast break points	1-2	4-2	15-2
0 players score in double figures	-	-	-	Opponent wins fast break points	3-0	3-1	4-1
1 players score in double figures	-	-	-	Winning second chance points	3-0	7-1	13-1
2 players score in double figures	0-1	1-1	1-1	Opponent wins 2nd chance points	2-2	2-2	7-2
3 players score in double figures	1-1	4-2	6-2				
4 players score in double figures	3-0	2-0	8-0	Wearing white uniforms	4-2	4-2	13-2
5 players score in double figures	1-0	2-0	4-0	Wearing red uniforms	-	3-1	5-1
6+ players score in double figures	-	-	2-0	Wearing alternate uniforms	1-0	2-0	3-0
All five starters score in double figures	-	-	-				
Having at least one 20+ point scorer	4-2	6-2	11-2	Playing in November	2-0	-	8-0
Having at least one 30+ point scorer	1-0	1-0	2-0	Playing in December	-	1-0	5-0
				Playing in January	1-1	5-2	5-2
Starters out-score opponent's starters	3-0	7-1	19-1	Playing in February	2-1	3-1	3-1
Bench out-scores opponent's bench	3-1	6-1	12-1	Playing in March	-	-	-
Opponent's starters score equal/more	2-2	2-2	2-2				
Opponent's bench scores equal/more	2-1	3-2	9-2	Playing in the morning	-	-	-
				Playing in the afternoon	2-1	3-1	10-1
Shooting 50+ percent from field	1-0	1-0	6-0	Playing at night	3-1	6-2	11-2
Shooting between 40-50 percent	3-1	6-1	10-1				
Shooting between 30-40 percent	1-1	2-1	5-1	Playing on Sunday	1-1	4-1	8-1
Shooting below 30 percent	-	0-1	0-1	Playing on Monday	1-0	1-0	1-0
				Playing on Tuesday	-	-	1-0
Opponent shoots 50+ percent from field	-	0-1	0-1	Playing on Wednesday	-	-	3-0
Opponent shoots 40-50 percent	2-2	2-2	3-2	Playing on Thursday	2-1	4-2	5-2
Opponent shoots 30-40 percent	3-0	6-0	11-0	Playing on Friday	-	-	1-0
Opponent shoots below 30 percent	-	2-0	7-0	Playing on Saturday	1-0	-	2-0
Shooting better than opponent	4-0	8-0	19-0	Game is decided by 1-5 points	1-1	1-1	1-1
Shooting worse than opponent	1-2	1-3	2-3	Game is decided by 6-9 points	1-0	1-0	3-0
Shooting same as opponent	-	-	-	Game is decided by 10-14 points	2-1	2-2	5-2
				Game is decided by 15-20 points	1-0	1-0	3-0
Making 5+ three pointers	2-2	6-3	15-3	Game is decided by 20+ points	-	4-0	9-0
Making fewer than 5 three pointers	2-0	3-0	6-0	Game is decided by 30+ points	-	1-0	5-0
Opponent makes 5+ three pointers	3-2	5-3	14-3				
Opponent makes fewer than 5 three pointers	2-0	4-0	7-0	Scoring fewer than 50 points	-	-	-
				Scoring 50-59 points	-	0-1	0-1
Making more FTs than opponent	4-2	6-3	16-3	Scoring 60-69 points	1-2	1-2	3-2
Making equal/fewer FTs than opponent	1-0	3-0	5-0	Scoring 70-79 points	2-0	4-0	8-0
Shooting 70+ percent from FT line	5-2	7-3	13-3	Scoring 80-89 points	1-0	3-0	7-0
Shooting 80+ percent from FT line	1-1	3-2	7-2	Scoring 90-99 points	1-0	1-0	3-0
Shooting 90+ percent from FT line	1-1	0-1	2-1	Scoring 100+ points	-	-	-
Shooting below 70 percent from FT line	-	2-0	8-0				
				Giving up fewer than 50 points	-	2-0	5-0
Out-rebounding opponent	4-1	7-2	18-2	Giving up 50-59 points	1-0	2-0	6-0
Opponent out-rebounds NC State	1-1	2-1	3-1	Giving up 60-69 points	2-1	4-1	8-1
Teams are tied in rebounds	-	-	-	Giving up 70-79 points	0-1	0-2	0-2
				Giving up 80-89 points	2-0	1-0	2-0
Having 10+ steals	-	2-0	3-0	Giving up 90-99 points	-	-	-
Having more steals than opponent	1-0	6-0	11-0	Giving up 100+ points	-	-	-
Assisting on at least half of made FGs	-	4-1	11-1				
Assisting on less than half of made FGs	5-2	5-2	10-2				

BY STARTING LINEUP

Saniya Rivers, Aziaha James, Madison Hayes, Mimi Collins, River Baldwin
 Zoe Brooks, Aziaha James, Madison Hayes, Mimi Collins, River Baldwin
 Zoe Brooks, Saniya Rivers, Aziaha James, Madison Hayes, Mimi Collins
 Zoe Brooks, Aziaha James, Madison Hayes, Maddie Cox, River Baldwin

RECORD

17-1
 2-0
 1-2
 1-0

PACK STACKING UP
ACC AND NATIONAL RANKINGS
(through Feb. 12 games)

INDIVIDUAL		
POINTS PER GAME	ACC	NATL.
Aziaha James (15.4)	9	136
REBOUNDS PER GAME	ACC	NATL.
River Baldwin (6.7)	11	242
Madison Hayes (6.7)	12	245
Mimi Collins (6.4)	16	
Saniya Rivers (6.3)	17	
FIELD GOAL PERCENTAGE	ACC	NATL.
Aziaha James (.409)	17	225
THREE POINTERS PER GAME	ACC	NATL.
Madison Hayes (1.8)	10	218
Aziaha James (1.8)	11	234
FREE THROW PERCENTAGE	ACC	NATL.
Saniya Rivers (.753)	10	221
ASSISTS PER GAME	ACC	NATL.
Saniya Rivers (4.4)	7	77
Zoe Brooks (3.7)	11	164
ASSIST-TURNOVER RATIO	ACC	NATL.
Saniya Rivers (1.66)	7	111
Zoe Brooks (1.56)	11	134
STEALS PER GAME	ACC	NATL.
Saniya Rivers (2.5)	3	33
BLOCKS PER GAME	ACC	NATL.
River Baldwin (1.3)	12	114
MINUTES PER GAME	ACC	NATL.
Saniya Rivers (33.0)	11	

TEAM		
CATEGORY	ACC	NATL.
Field-Goal Percentage Defense (.349)	1	8
Rebounds per game (44.0)	1	9
Fewest Personal Fouls per game (13.0)	1	10
Scoring Margin (+17.2)	2	20
Rebound Margin (+7.9)	2	24
Scoring Defense (59.4)	2	67
Three-Point Defense (.287)	2	74
Three-Point Field-Goal Percentage (.342)	3	63
Fewest Turnovers per game (12.9)	4	24
Scoring Offense (76.6)	4	33
Assist-Turnover Ratio (1.11)	5	46
Free Throw Percentage (.750)	6	66
Field-Goal Percentage (.440)	7	65
Three Pointers per game (6.6)	7	125
Assists per game (14.3)	8	103
Turnover Margin (+1.2)	8	142
Blocks per game (4.5)	9	43
Steals per game (7.1)	12	222
Bench Points per game (15.1)	12	259
Turnovers Forced per game (14.1)	13	284

PACK IN THE POLLS

ASSOCIATED PRESS (FEB. 12)

1. South Carolina (35)	23-0
2. Ohio State	21-3
3. Stanford	22-3
4. Iowa	22-3
5. Texas	22-3
6. NC State	21-3
7. Kansas State	21-3
8. Colorado	20-4
9. UCLA	19-4
10. USC	17-4
11. Oregon State	20-3
12. Virginia Tech	20-4
13. LSU	21-4
14. Indiana	20-3
15. UConn	20-5
16. Notre Dame	18-5
17. Gonzaga	24-2
18. Louisville	20-5
19. Syracuse	20-4
20. Creighton	20-3
21. Baylor	18-5
22. Utah	18-7
23. Oklahoma	17-6
24. West Virginia	20-3
25. Princeton	18-3

COACHES POLL (FEB. 13)

1. South Carolina (32)	23-0
2. Ohio State	21-3
3. Stanford	22-3
4. Iowa	22-3
5. Texas	22-3
6. Kansas State	21-3
7. NC State	21-3
8. Colorado	20-4
9. UCLA	19-4
10. USC	18-4
11. LSU	21-4
12. Indiana	20-3
13. Virginia Tech	20-4
14. UConn	20-5
15. Oregon State	20-3
16. Gonzaga	24-2
17. Notre Dame	18-5
18. Louisville	20-5
19. Creighton	20-3
20. Syracuse	20-4
21. Baylor	18-5
22. Utah	18-7
23. West Virginia	20-3
24. Princeton	18-3
25. Oklahoma	17-6

PACK'S WEEKLY RANKINGS

	AP	COACHES
Preseason	RV	RV
Nov. 13/Nov. 14	14	18
Nov. 20/Nov. 21	10	16
Nov. 27/Nov. 28	5	10
Dec. 4/Dec. 5	3	5
Dec. 11/12	3	4
Dec. 18/19	3	4
Dec. 25/26	3	4
Jan. 1/2	3	4
Jan. 8/9	6	9
Jan. 15/16	4	5
Jan. 22/23	7	7
Jan. 29/30	5	5
Feb. 5/6	3	3
Feb. 12/13	6	7

- 79 weeks in the AP Top 5 in program history
- 213 weeks in the AP Top 10
- Fell out of AP Top 25 on Feb. 13, 2023 after 96 straight weeks in the poll; re-entered AP Top 25 on Nov. 13, 2023
- Program-best national ranking: No. 2 (14 weeks, most recently three weeks in 21-22)

RANKING BREAKDOWNS (THROUGH FEB. 12)

Opponent	NET then/now	AP then/now	Coaches then/now	NC State ranks then	NC State NET then
Charlotte (11/7)	None / 123	—	—	RV / RV	None
UConn (11/12)	None / 4	2 / 15	2 / 14	RV / RV	None
Elon (11/15)	None / 295	—	—	14 / 18	None
Rhode Island (11/19)	None / 89	—	—	14 / 18	None
Kentucky (11/23)	None / 159	—	—	10 / 16	None
Cincinnati (11/24)	None / 91	—	—	10 / 16	None
Colorado (11/25)	None / 15	3 / 8	4 / 8	10 / 16	None
Vanderbilt (11/29)	None / 58	—	—	5 / 10	None
Illinois State (12/3)	None / 117	—	—	5 / 10	None
Liberty (12/10)	137 / 149	—	—	3 / 5	8
USF (12/16)	129 / 110	—	—	3 / 4	11
Old Dominion (12/20)	107 / 119	—	—	3 / 4	12
Virginia (12/31)	71 / 65	—	—	3 / 4	10
Florida State (1/4)	41 / 38	22 / -	22 / RV	3 / 4	11
Virginia Tech (1/7)	16 / 18	13 / 12	11 / 13	3 / 4	11
Virginia (1/11)	72 / 65	—	—	6 / 9	10
Miami (1/18)	44 / 37	—	RV / -	4 / 5	9
Duke (1/21)	21 / 21	- / RV	- / RV	4 / 5	11
Clemson (1/25)	90 / 80	—	—	7 / 7	10
Boston College (1/28)	89 / 92	—	—	7 / 7	10
North Carolina (2/1)	32 / 29	24 / RV	24 / -	5 / 5	9
Louisville (2/5)	19 / 20	15 / 18	12 / 18	3 / 5	11
Virginia Tech (2/8)	17 / 18	16 / 12	18 / 13	3 / 3	11
Pittsburgh (2/11)	160 / 163	—	—	3 / 3	14
Notre Dame (2/15)	TBA / 10	16 / 16	17 / 17	6 / 7	TBA
Georgia Tech (2/18)	TBA / 69	—	—	6 / 7	TBA
North Carolina (2/22)	TBA / 29	- / RV	—	—	—
Duke (2/25)	TBA / 21	- / RV	- / RV	—	—
Syracuse (2/29)	TBA / 39	- / 19	- / 20	—	—
Wake Forest (3/3)	TBA / 145	—	—	—	—

ACC STANDINGS

TEAM	ACC	ACC PCT.	OVERALL	OVERALL PCT.	STREAK
1. Virginia Tech	11-2	.846	20-4	.833	W7
2. Syracuse	10-3	.769	20-4	.833	W3
3. NC State	9-3	.750	21-3	.875	W1
Louisville	9-3	.750	20-5	.800	L1
5. Notre Dame	8-4	.667	18-5	.783	W1
Duke	8-4	.667	16-7	.696	W3
7. Florida State	8-5	.615	17-8	.680	L1
8. North Carolina	7-5	.583	15-9	.625	L4
9. Miami	6-6	.500	16-7	.696	W2
10. Georgia Tech	5-8	.385	14-11	.560	L2
11. Clemson	4-8	.333	11-13	.458	L1
12. Virginia	4-9	.308	12-12	.500	W2
13. Boston College	3-10	.231	11-15	.423	L7
14. Pitt	1-11	.083	7-18	.280	L5
15. Wake Forest	0-12	.000	4-20	.167	L12

GAME BREAKDOWNS

STAT LEADERS

OPPONENT (DATE)	RESULT	POINTS	REBOUNDS	ASSISTS	BLOCKS	STEALS	MINUTES
Charlotte (11/7)	W, 84-43	Aziah James (26)	Madison Hayes (8)	Madison Hayes (4)	4 players tied (2)	Aziah James (2)	Zoe Brooks (29)
UConn (11/12)	W, 92-81	Saniya Rivers (33)	Saniya Rivers (10)	Saniya Rivers (5)	Saniya Rivers (3)	Saniya Rivers (3)	Saniya Rivers (38)
Elon (11/15)	W, 90-35	Aziah James (20)	Maddie Cox (9)	Saniya Rivers (7)	Zoe Brooks (2)	6 players tied (1)	Zoe Brooks (27)
Rhode Island (11/19)	W, 67-58	Saniya Rivers (19)	Mimi Collins (11)	Saniya Rivers (7)	Madison Hayes (2)	Saniya Rivers (6)	Saniya Rivers (40)
Kentucky (11/23)	W, 84-55	Madison Hayes (15)	Aziah James (8)	Brooks, James (5)	Baldwin, Cox (1)	Saniya Rivers (3)	Madison Hayes (21)
Cincinnati (11/24)	W, 79-45	Madison Hayes (16)	Madison Hayes (12)	Zoe Brooks (3)	Cox, Brooks (2)	Mimi Collins (2)	Madison Hayes (24)
Colorado (11/25)	W, 78-60	River Baldwin (24)	River Baldwin (8)	Saniya Rivers (7)	4 players tied (1)	Saniya Rivers (2)	Saniya Rivers (32)
Vanderbilt (11/29)	W, 70-62	Saniya Rivers (22)	River Baldwin (10)	Zoe Brooks (4)	Baldwin, Hayes (2)	Zoe Brooks (4)	Saniya Rivers (35)
Illinois State (12/3)	W, 79-61	Aziah James (16)	River Baldwin (7)	Saniya Rivers (6)	River Baldwin (3)	Brooks, Hayes (2)	Aziah James (30)
Liberty (12/10)	W, 80-67	Aziah James (18)	Zoe Brooks (12)	Zoe Brooks (10)	Brooks, Baldwin (2)	Zoe Brooks (3)	Zoe Brooks (36)
USF (12/16)	W, 66-54	James, Baldwin (16)	River Baldwin (11)	Aziah James (5)	Madison Hayes (2)	4 players tied (1)	River Baldwin (37)
Old Dominion (12/20)	W, 87-50	Madison Hayes (17)	River Baldwin (9)	Zoe Brooks (11)	River Baldwin (4)	Madison Hayes (3)	Zoe Brooks (37)
Virginia (12/31)	W, 72-61	Mimi Collins (25)	Saniya Rivers (16)	Saniya Rivers (8)	River Baldwin (3)	Baldwin, Brooks (2)	Saniya Rivers (40)
Florida State (1/4)	W, 88-80 (OT)	River Baldwin (21)	Mimi Collins (11)	Saniya Rivers (4)	River Baldwin (3)	Saniya Rivers (3)	Mimi Collins (43)
Virginia Tech (1/7)	L, 62-63	Madison Hayes (21)	Madison Hayes (9)	Zoe Brooks (5)	Saniya Rivers (2)	3 players tied (1)	Brooks, Rivers (40)
Virginia (1/11)	W, 93-66	Zoe Brooks (19)	Mimi Collins (9)	Saniya Rivers (7)	Mimi Collins (3)	Zoe Brooks (4)	Saniya Rivers (31)
Miami (1/18)	L, 59-73	Mimi Collins (18)	Madison Hayes (8)	Rivers, Steele (3)	4 players tied (1)	3 players tied (2)	Saniya Rivers (38)
Duke (1/21)	W, 72-57	Aziah James (33)	Mimi Collins (10)	Saniya Rivers (5)	Mimi Collins (2)	Saniya Rivers (7)	Aziah James (40)
Clemson (1/25)	W, 71-49	Madison Hayes (24)	Madison Hayes (9)	James, Rivers (5)	Saniya Rivers (1)	Saniya Rivers (7)	Saniya Rivers (37)
Boston College (1/28)	W, 82-61	Aziah James (24)	Madison Hayes (14)	Saniya Rivers (5)	Baldwin, Rivers (1)	Saniya Rivers (2)	Saniya Rivers (38)
North Carolina (2/1)	W, 63-59	Collins, Rivers (14)	Saniya Rivers (9)	Saniya Rivers (4)	--	Hayes, Rivers (2)	Saniya Rivers (40)
Louisville (2/5)	W, 77-67	Aziah James (28)	Madison Hayes (10)	Saniya Rivers (5)	4 players tied (1)	3 players tied (2)	Hayes, James (40)
Virginia Tech (2/8)	L, 61-72	Madison Hayes (20)	Madison Hayes (7)	James, Rivers (2)	Collins, James (1)	Saniya Rivers (3)	Aziah James (40)
Pitt (2/11)	W, 83-47	Madison Hayes (16)	Saniya Rivers (8)	Zoe Brooks (9)	River Baldwin (3)	Zoe Brooks (3)	Aziah James (27)

STARTERS

DATE	OPPONENT	RESULT	1 (PTS)	2 (PTS)	3 (PTS)	4 (PTS)	5 (PTS)
11/7	Charlotte	W, 84-43	Saniya Rivers (11)	Aziah James (26)	Madison Hayes (10)	Mimi Collins (11)	River Baldwin (0)
11/12	UConn	W, 92-81	Saniya Rivers (33)	Aziah James (18)	Madison Hayes (10)	Mimi Collins (8)	River Baldwin (6)
11/15	Elon	W, 90-35	Saniya Rivers (6)	Aziah James (20)	Madison Hayes (15)	Mimi Collins (18)	River Baldwin (2)
11/19	Rhode Island	W, 67-58	Saniya Rivers (19)	Madison Hayes (17)	Madison Hayes (1)	Mimi Collins (10)	River Baldwin (8)
11/23	vs. Kentucky	W, 84-55	Saniya Rivers (13)	Aziah James (7)	Madison Hayes (15)	Mimi Collins (10)	River Baldwin (11)
11/24	vs. Cincinnati	W, 79-45	Saniya Rivers (3)	Aziah James (13)	Madison Hayes (16)	Mimi Collins (4)	River Baldwin (10)
11/25	vs. Colorado	W, 78-60	Saniya Rivers (7)	Aziah James (15)	Madison Hayes (11)	Mimi Collins (10)	River Baldwin (24)
11/29	Vanderbilt	W, 70-62	Saniya Rivers (22)	Madison Hayes (14)	Madison Hayes (13)	Mimi Collins (0)	River Baldwin (12)
12/3	Illinois State	W, 79-61	Saniya Rivers (9)	Aziah James (16)	Madison Hayes (9)	Mimi Collins (13)	River Baldwin (14)
12/10	Liberty	W, 80-67	Zoe Brooks (14)	Aziah James (18)	Madison Hayes (15)	Mimi Collins (15)	River Baldwin (8)
12/16	at USF	W, 66-54	Zoe Brooks (12)	Aziah James (16)	Madison Hayes (12)	Mimi Collins (9)	River Baldwin (16)
12/20	at Old Dominion	W, 87-50	Zoe Brooks (13)	Aziah James (16)	Madison Hayes (17)	Maddie Cox (3)	River Baldwin (12)
12/31	at Virginia	W, 72-61	Saniya Rivers (10)	Aziah James (6)	Madison Hayes (9)	Mimi Collins (25)	River Baldwin (14)
1/4	Florida State	W, 88-80 (OT)	Saniya Rivers (12)	Aziah James (18)	Madison Hayes (11)	Mimi Collins (9)	River Baldwin (21)
1/7	at Virginia Tech	L, 62-63	Zoe Brooks (8)	Saniya Rivers (12)	Aziah James (4)	Madison Hayes (21)	Mimi Collins (9)
1/11	Virginia	W, 93-66	Zoe Brooks (19)	Saniya Rivers (6)	Aziah James (15)	Madison Hayes (17)	Mimi Collins (18)
1/18	at Miami	L, 59-73	Zoe Brooks (14)	Saniya Rivers (17)	Aziah James (6)	Madison Hayes (4)	Mimi Collins (14)
1/21	Duke	W, 72-57	Saniya Rivers (9)	Madison Hayes (33)	Madison Hayes (3)	Mimi Collins (16)	River Baldwin (6)
1/25	at Clemson	W, 71-49	Saniya Rivers (13)	Aziah James (7)	Madison Hayes (24)	Mimi Collins (14)	River Baldwin (6)
1/28	at Boston College	W, 82-61	Saniya Rivers (15)	Aziah James (24)	Madison Hayes (14)	Mimi Collins (17)	River Baldwin (6)
2/1	North Carolina	W, 63-59	Saniya Rivers (14)	Madison Hayes (10)	Madison Hayes (7)	Mimi Collins (14)	River Baldwin (3)
2/5	Louisville	W, 77-67	Saniya Rivers (7)	Aziah James (28)	Madison Hayes (12)	Mimi Collins (7)	River Baldwin (10)
2/8	Virginia Tech	L, 61-72	Saniya Rivers (12)	Aziah James (17)	Madison Hayes (20)	Mimi Collins (2)	River Baldwin (4)
2/11	at Pitt	W, 83-47	Saniya Rivers (8)	Aziah James (5)	Madison Hayes (16)	Mimi Collins (13)	River Baldwin (15)

POINTS-REBOUNDS-ASSISTS

	#1 BALDWIN	#2 COLLINS	#10 JAMES	#11 COX	#15 WILLIAMSON	#20 PENEUETA	#21 HAYES	#22 RIVERS	#24 STEELE	#30 EISSA	#35 BROOKS	#42 COLLIER
Charlotte (11/7)	0-5-0	11-5-1	7-5-2	0-5-0	0-4-0	DNP	10-8-4	11-4-3	8-4-1	3-0-0	12-6-3	3-4-0
UConn (11/12)	6-6-0	8-8-0	18-4-2	5-2-1	0-0-0	DNP	10-4-3	33-10-5	0-0-1	DNP	12-4-3	0-1-0
Elon (11/15)	2-6-2	18-6-1	20-5-2	6-9-1	2-3-0	DNP	15-7-1	6-4-7	8-2-0	0-1-0	7-7-5	6-3-0
Rhode Island (11/19)	8-8-0	10-11-1	17-2-2	0-2-1	0-0-0	DNP	1-2-3	19-5-7	0-0-0	DNP	10-3-4	2-1-0
Kentucky (11/23)	11-6-2	10-4-1	7-8-5	6-5-1	4-2-1	0-3-0	15-3-1	13-3-2	6-1-1	0-0-0	6-4-5	6-3-0
Cincinnati (11/24)	10-4-2	4-6-2	13-1-1	0-2-0	0-2-0	0-0-0	16-12-1	3-8-1	11-3-1	0-0-0	12-4-3	10-4-0
Colorado (11/25)	24-8-2	104-0	15-6-1	0-1-0	0-0-0	0-0-0	11-5-0	7-7-7	4-0-0	0-0-0	7-1-2	0-1-0
Vanderbilt (11/29)	12-10-0	0-7-0	14-5-2	0-1-0	DNP	DNP	3-4-3	22-8-2	5-0-0	DNP	10-4-4	4-4-0
Illinois State (12/3)	14-7-1	13-5-1	16-3-4	0-2-2	4-1-0	0-0-1	9-4-0	9-4-6	3-4-0	0-0-0	9-2-2	2-2-0
Liberty (12/10)	8-9-0	15-10-1	18-2-2	0-1-0	DNP	DNP	15-11-3	DNP	10-0-2	DNP	14-12-10	0-0-0
USF (12/16)	16-11-3	9-6-2	16-6-5	0-1-0	DNP	DNP	12-4-0	DNP	1-4-0	DNP	12-7-2	0-0-0
Old Dominion (12/20)	12-9-1	10-4-0	16-6-2	3-4-0	2-0-0	3-0-1	17-8-1	DNP	11-3-1	DNP	13-5-11	0-5-1
Virginia (12/31)	14-12-1	25-5-1	6-7-3	2-2-0	DNP	DNP	9-6-0	10-16-8	DNP	DNP	6-3-1	2-2-0
Florida State (1/4)	21-8-0	9-11-3	18-3-3	0-1-0	DNP	DNP	11-7-1	12-6-4	0-0-0	DNP	15-5-3	2-2-1
Virginia Tech (1/7)	DNP	9-5-0	4-2-1	0-0-0	0-2-1	DNP	21-9-1	12-6-3	8-2-0	DNP	8-4-5	0-1-0
Virginia (1/11)	DNP	14-9-2	15-6-4	1-2-0	3-3-0	1-0-0	17-5-2	6-3-7	13-1-1	0-1-0	19-2-3	4-3-0
Miami (1/18)	DNP	18-6-1	6-2-2	0-3-0	0-1-0	DNP	4-8-0	17-6-3	0-1-3	DNP	14-5-0	DNP
Duke (1/21)	6-3-0	16-10-1	33-8-2	0-0-0	0-0-0	DNP	3-4-2	9-6-5	2-0-0	DNP	2-0-1	DNP
Clemson (1/25)	6-5-1	14-5-3	7-6-5	0-1-0	DNP	DNP	24-9-2	13-4-5	7-1-0	DNP	0-0-3	DNP
Boston College (1/28)	6-5-1	17-7-1	24-2-2	0-2-0	DNP	DNP	14-14-0	15-5-5	0-0-1	0-0-0	6-3-4	0-1-0
North Carolina (2/1)	3-6-0	17-4-0	10-2-2	5-3-0	DNP	DNP	7-4-0	14-9-4	0-0-0	DNP	10-2-2	DNP
Louisville (2/5)	10-4-0	7-6-0	28-7-3	DNP	DNP	DNP	12-10-0	7-5-5	3-0-0	DNP	8-3-4	2-1-0
Virginia Tech (2/8)	4-2-0	2-6-0	17-2-2	0-0-0	DNP	DNP	20-7-0	12-6-2	0-1-0	DNP	6-4-0	DNP
Pitt (2/11)	15-7-0	13-1-0	5-5-8	3-5-0	4-0-0	6-1-1	16-6-2	8-8-2	3-5-0	0-1-0	8-4-9	2-1-0

POINTS LEADER*	Season	NCSU Career
Aziah James	8	13
Madison Hayes	7	9
Saniya Rivers	4	10
Mimi Collins	3	5
River Baldwin	3	4
Zoe Brooks	1	1

REBOUNDS LEADER*	Season	NCSU Career
Madison Hayes	8	13
Saniya Rivers	4	12
River Baldwin	5	11
Mimi Collins	4	9
Aziah James	1	4
Zoe Brooks	1	1
Maddie Cox	1	1

ASSISTS LEADER*	Season	NCSU Career
Saniya Rivers	14	30
Aziah James	4	11
Zoe Brooks	7	7
Madison Hayes	1	5
Laci Steele	1	1
Mimi Collins		1

STEALS LEADER*	Season	NCSU Career
Saniya Rivers	14	28
Aziah James	4	19
Madison Hayes	6	11
Zoe Brooks	8	8
Mimi Collins	2	7
Laci Steele	3	3
Maddie Cox	2	2
River Baldwin	1	2
Lizzy Williamson	1	1

BLOCKS LEADER*	Season	NCSU Career
Saniya Rivers	7	22
River Baldwin	10	18
Madison Hayes	5	16
Mimi Collins	7	11
Aziah James	1	6
Zoe Brooks	5	5
Maddie Cox	4	4
Mallory Collier	1	1
Lizzy Williamson	1	1

*includes ties / NC State games only

10+ POINT GAMES	Season	Career
Mimi Collins	16	58
River Baldwin	11	30
Lizzy Williamson		28
Aziah James	18	28
Madison Hayes	17	28
Saniya Rivers	13	23
Katie Peneueta		21
Zoe Brooks	12	12
Laci Steele	3	3
Mallory Collier	1	1

20+ POINT GAMES	Season	Career
Aziah James	5	6
Madison Hayes	3	4
Saniya Rivers	2	3
Mimi Collins	1	3
Lizzy Williamson		3
River Baldwin	2	2
Katie Peneueta		2

30+ POINT GAMES	Season	Career
Aziah James	1	1
Saniya Rivers	1	1
Lizzy Williamson		1

10+ REBOUND GAMES	Season	Career
Lizzy Williamson		27
Mimi Collins	4	8
Madison Hayes	4	7
River Baldwin	3	6
Saniya Rivers	2	4
Katie Peneueta		3
Zoe Brooks	1	1

20+ REBOUND GAMES	Season	Career
Lizzy Williamson		2

10+ ASSIST GAMES	Season	Career
Zoe Brooks	2	2

DOUBLE-DOUBLES	Season	Career
Lizzy Williamson		17
River Baldwin	3	6
Mimi Collins	3	6
Madison Hayes	4	5
Katie Peneueta		3
Zoe Brooks	2	2
Saniya Rivers	2	2

FREE THROWS IN FINAL 5 MIN/OT (NC STATE)	Season	Career
Saniya Rivers	27-45	.600
Madison Hayes	32-44	.727
Aziah James	19-33	.576
Zoe Brooks	16-25	.640
Mimi Collins	22-23	.957
River Baldwin	10-14	.714
Laci Steele	9-9	1.000
Maddie Cox	3-6	.500
Mallory Collier	2-6	.333
Katie Peneueta	1-2	.500

GAME-BY-GAME

GAME	DATE	RESULT	FG-A	PCT.	3FG-A	PCT.	FT-A	PCT.	OR-DR-TR	PF	A	TO	STL	BLK	HT PTS.
Charlotte			14-66	.212	2-19	.105	13-18	.722	13-26-39	27	7	11	3	4	15
NC State	Nov. 7	W, 84-43	25-66	.379	9-27	.333	25-30	.833	17-42-59	18	14	12	5	10	41
#2/2 UConn			33-71	.465	7-22	.318	8-11	.727	11-18-29	22	15	12	7	0	43
NC State	Nov. 12	W, 92-81	31-59	.525	8-21	.381	22-28	.786	12-29-41	12	15	13	4	6	42
Elon			15-63	.238	2-15	.133	3-5	.600	5-15-20	19	10	13	6	4	14
NC State	Nov. 15	W, 90-35	33-64	.516	7-22	.318	17-17	1.000	13-43-57	9	20	16	6	5	44
Rhode Island			26-69	.377	4-16	.250	2-2	1.000	15-24-39	19	13	15	6	5	30
NC State	Nov. 19	W, 67-58	25-57	.439	2-7	.286	15-18	.833	10-28-38	7	18	15	12	4	26
vs. Kentucky			16-59	.271	8-22	.364	15-19	.789	10-18-28	10	8	17	4	2	24
NC State	Nov. 23	W, 84-55	34-62	.548	7-19	.368	9-13	.692	9-36-45	21	19	17	8	2	55
vs. Cincinnati			16-66	.242	5-27	.185	8-10	.800	10-29-39	26	5	19	8	4	22
NC State	Nov. 24	W, 79-45	26-64	.438	7-22	.318	16-25	.640	11-40-51	13	11	16	6	5	50
vs. #3/4 Colorado			20-61	.328	7-25	.280	13-16	.813	12-23-35	12	11	18	5	3	26
NC State	Nov. 25	W, 78-60	27-58	.466	4-13	.308	20-21	.952	9-30-39	12	12	15	5	4	41
Vanderbilt			23-67	.343	7-21	.333	9-10	.900	12-23-35	23	11	13	12	7	26
NC State	Nov. 29	W, 70-62	23-59	.390	6-18	.333	18-30	.600	18-32-50	15	11	15	6	7	35
Illinois State			21-50	.420	11-25	.440	8-10	.800	2-27-29	18	12	17	2	3	25
NC State	Dec. 3	W, 79-61	32-66	.485	9-24	.375	6-13	.462	10-27-37	14	17	9	7	5	39
Liberty			25-65	.385	9-27	.333	8-9	.889	12-32-44	23	15	16	3	8	31
NC State	Dec. 10	W, 80-67	26-74	.351	11-27	.407	17-29	.586	22-29-51	16	18	8	9	4	37
at USF			21-60	.350	7-25	.280	5-6	.833	7-21-28	15	14	7	5	1	28
NC State	Dec. 16	W, 66-54	28-56	.500	3-15	.200	7-14	.500	10-32-42	12	12	11	4	5	40
at Old Dominion			18-71	.254	9-28	.321	5-6	.833	13-22-35	26	10	13	7	2	21
NC State	Dec. 20	W, 87-50	29-54	.537	10-18	.556	19-27	.704	8-41-49	11	18	16	7	8	36
at Virginia			20-72	.278	9-30	.300	12-19	.632	12-32-44	19	12	11	5	8	32
NC State	Dec. 31	W, 72-61	25-70	.357	5-19	.263	17-19	.895	13-43-56	15	14	11	6	4	31
#22/22 Florida State			29-76	.382	7-32	.219	15-19	.789	14-29-43	21	6	14	11	7	34
NC State	Jan. 4	W, 88-80 (OT)	35-77	.455	3-15	.200	15-20	.750	14-33-47	14	15	14	6	6	40
at #13/11 Virginia Tech			27-65	.415	6-22	.273	3-4	.750	7-28-35	8	13	8	3	4	25
NC State	Jan. 7	L, 62-63	24-59	.348	8-23	.348	6-8	.750	6-31-37	9	11	13	3	3	28
Virginia			27-82	.329	6-23	.261	6-8	.750	21-29-50	21	12	17	6	2	34
NC State	Jan. 11	W, 93-66	32-66	.485	10-23	.435	19-23	.826	5-35-40	12	19	11	9	7	57
at Miami			30-56	.536	8-18	.444	5-8	.625	11-26-37	17	15	18	11	3	43
NC State	Jan. 18	L, 59-73	18-64	.281	6-23	.261	17-19	.895	21-17-38	10	9	16	7	4	32
Duke			22-58	.379	4-16	.250	9-11	.818	12-21-33	20	15	19	8	3	23
NC State	Jan. 21	W, 72-57	25-55	.455	4-12	.333	18-23	.783	10-26-36	16	11	16	10	3	38
at Clemson			19-53	.358	6-23	.261	5-6	.833	6-24-30	12	9	20	9	6	23
NC State	Jan. 25	W, 71-49	30-67	.448	6-19	.316	5-11	.455	15-28-43	12	19	14	16	1	43
at Boston College			22-61	.361	8-19	.421	9-15	.600	9-23-32	19	13	11	8	1	26
NC State	Jan. 28	W, 82-61	34-68	.500	5-13	.385	9-13	.692	13-31-44	13	14	11	5	2	42
#24/24 North Carolina			25-59	.424	4-17	.235	5-5	1.000	5-30-35	19	9	11	7	4	24
NC State	Feb. 1	W, 63-59	24-61	.393	3-16	.188	12-16	.750	9-29-38	12	8	9	7	0	31
#15/12 Louisville			25-68	.368	4-16	.250	13-17	.765	15-27-42	19	9	12	7	0	30
NC State	Feb. 5	W, 77-67	25-58	.431	10-21	.476	17-24	.708	10-31-41	16	12	13	8	4	47
#16/18 Virginia Tech			27-67	.403	11-30	.367	7-11	.636	15-33-48	12	18	12	7	5	37
NC State	Feb. 8	L, 61-72	21-59	.356	6-18	.333	13-13	1.000	5-26-31	13	4	10	7	2	33
at Pitt			19-64	.297	2-15	.133	7-9	.778	9-29-38	13	5	14	4	5	20
NC State	Feb. 11	W, 83-47	31-70	.443	9-27	.333	12-14	.857	12-35-47	11	23	9	8	6	53

SINGLE-GAME HIGHS & LOWS

TEAM HIGHS

	NC STATE	OPPONENTS
POINTS	93 - vs. Virginia (1/11/24)	81 - UConn (11/12/23)
FG MADE	35 - vs. Florida State (1/4/24)	33 - UConn (11/12/23)
FG ATTEMPTS	77 - vs. Florida State (1/4/24)	82 - Virginia (1/11/24)
FG%	.548 - vs. Kentucky (11/23/23)	.536 - Miami (1/18/24)
3FG MADE	11 - vs. Liberty (12/10/23)	11 (2x) - last Virginia Tech (2/8/24)
3FG ATTEMPTS	27 (3x) - last at Pitt (2/11/24)	32 - Florida State (1/4/24)
3FG%	.556 - at Old Dominion (12/20/23)	.444 (2x) - last Miami (1/18/24)
FREE THROWS MADE	25 - vs. Charlotte (11/7/23)	15 (2x) - last Florida State (1/4/24)
FREE THROW ATTEMPTS	30 (2x) - last vs. Vanderbilt (11/29/23)	19 (3x) - last Florida State (1/4/24)
FREE THROW %	1.000 (2x) - last vs. Virginia Tech (2/8/24)	1.000 - North Carolina (2/1/24)
REBOUNDS	59 - vs. Charlotte (11/7/23)	50 - Virginia (1/11/24)
OFFENSIVE REBOUNDS	22 - vs. Liberty (12/10/23)	21 - Virginia (1/11/24)
ASSISTS	23 - at Pitt (2/11/24)	18 - Virginia Tech (2/8/24)
STEALS	16 - at Clemson (1/25/24)	12 - Vanderbilt (11/29/23)
BLOCKED SHOTS	10 - vs. Charlotte (11/7/23)	8 (2x) - last Virginia (12/31/23)
TURNOVERS	17 - vs. Kentucky (11/23/23)	20 - Clemson (1/25/24)
FOULS	21 - vs. Kentucky (11/23/23)	27 - Charlotte (11/7/23)

TEAM LOWS

	NC STATE	OPPONENTS
POINTS	59 - at Miami (1/18/24)	35 - Elon (11/15/23)
FG MADE	18 - at Miami (1/18/24)	14 - Charlotte (11/7/23)
FG ATTEMPTS	54 - at Old Dominion (12/20/23)	50 - Illinois State (12/3/23)
FG%	.281 - at Miami (1/18/24)	.212 - Charlotte (11/7/23)
3FG MADE	2 - vs. Rhode Island (11/19/23)	2 (3x) - last Pitt (2/11/24)
3FG ATTEMPTS	7 - vs. Rhode Island (11/19/23)	15 (2x) - last Pitt (2/11/24)
3FG%	.188 - vs. North Carolina (2/1/24)	.105 - Charlotte (11/7/23)
FREE THROWS MADE	5 - at Clemson (1/25/24)	2 - Rhode Island (11/19/23)
FREE THROW ATTEMPTS	11 - at Clemson (1/25/24)	2 - Rhode Island (11/19/23)
FREE THROW %	.455 - at Clemson (1/25/24)	.600 - Boston College (1/28/24)
REBOUNDS	31 - vs. Virginia Tech (2/8/24)	20 - Elon (11/15/23)
OFFENSIVE REBOUNDS	5 (2x) - last vs. Virginia Tech (2/8/24)	2 - Illinois State (12/3/23)
ASSISTS	4 - vs. Virginia Tech (2/8/24)	5 (2x) - last Pitt (2/11/24)
STEALS	3 - at Virginia Tech (1/7/24)	2 - Illinois State (12/3/23)
BLOCKED SHOTS	0 - vs. North Carolina (2/1/24)	0 (2x) - last Louisville (2/5/24)
TURNOVERS	8 - vs. Liberty (12/10/23)	7 - USF (12/16/23)
FOULS	7 - vs. Rhode Island (11/19/23)	8 - Virginia Tech (1/7/24)

INDIVIDUAL HIGHS

	NC STATE	OPPONENTS
POINTS	33 (2x) - last Aziaha James vs. Duke (1/21/24)	30 - Ta'Niya Latson, Florida State (1/4/24)
FG MADE	12 - Aziaha James vs. Duke (1/21/24)	12 (2x) - last Elizabeth Kitley, Virginia Tech (2/8/24)
FG ATTEMPTS	21 - Aziaha James at Boston College (1/28/24)	24 (3x) - last Elizabeth Kitley, Virginia Tech (2/8/24)
FG% (min. 5 made)	1.000 (2x) - last Mimi Collins (6-6) at Pitt (2/11/24)	.667 - Lashae Dwyer (8-12), Miami (1/18/24)
3FG MADE	5 - Aziaha James vs. Charlotte (11/7/23)	6 - Caroline Wait, Illinois State (12/3/23)
3FG ATTEMPTS	10 (2x) - last Madison Hayes at Pitt (2/11/24)	11 (2x) - last Georgia Amore, Virginia Tech (1/7/24)
FREE THROWS MADE	10 (2x) - last Zoe Brooks vs. Liberty (12/10/23)	10 - Jaylyn Sherrrod, Colorado (11/25/23)
FREE THROW ATTEMPTS	15 - Zoe Brooks vs. Liberty (12/10/23)	10 - Jaylyn Sherrrod, Colorado (11/25/23)
REBOUNDS	16 - Saniya Rivers at Virginia (12/31/23)	16 - Bella Smuda, Liberty (12/10/23)
OFFENSIVE REBOUNDS	7 - Zoe Brooks vs. Liberty (12/10/23)	6 - Olivia Cochran, Louisville (2/5/24)
ASSISTS	11 - Zoe Brooks at Old Dominion (12/20/23)	10 - Georgia Amore, Virginia Tech (2/8/24)
STEALS	7 (2x) - last Saniya Rivers at Clemson (1/25/24)	5 - Jordyn Cambridge, Vanderbilt (11/29/23)
BLOCKED SHOTS	4 - River Baldwin at Old Dominion (12/20/23)	6 (2x) - last Makayla Timpson, Florida State (1/4/24)
TURNOVERS	7 - Saniya Rivers at Miami (1/18/24)	6 - Oluchi Okananwa, Duke (1/21/24)



WES MOORE

11TH YEAR AT NC STATE // 35TH YEAR AS HEAD COACH
Overall: 821-253 (.764) • NC State: 263-84 (.758) • ACC: 124-52 (.705)

CAREER QUICK FACTS

Completed seasons: 34	Completed winning seasons: 33	Postseason appearances: 28
20+ win seasons: 29	25+ win seasons: 14	Coach of the Year honors: 14

NC STATE CAREER HIGHLIGHTS

- Hired by NC State in April 2013 as the fourth head coach in program history
- 2021 WBCA National Coach of the Year, 2019 Associated Press National Coach of the Year runner-up, multi-time finalist for the Naismith Women's Coach of the Year (2019, 2021, 2022)
- Guided the Wolfpack to its first Elite Eight berth since 1998 and just the second regional final in program history in 2021-22
- 2021-22 team secured first ACC regular season title in 32 years with 17-1 league mark, setting single-season program record for ACC wins; first NC State team since 1984-85 to sweep regular season and tournament crowns
- Guided Wolfpack to 2020 ACC Tournament title, the program's first conference tournament championship win since 1991, and to the repeats in 2021 and 2022 for the team's first back-to-back tournament crowns
- Led NC State to seven NCAA Tournament appearances and postseason invitations each year
- Coached his 2020-2021 NC State squad to two victories over top-ranked opponents (No. 1 South Carolina on Dec. 3 and No. 1 Louisville on Feb. 11), making his team just the third in the last 20 years to defeat two AP No. 1s in one season
- Saw program-best four-straight NCAA Sweet 16 berths (2018, 19, 21, 22); team's trip in 2018 was its first since 2007
- Earned four final AP Top 10 rankings in a row from 2018-19 through 2021-22; finished in final AP Top 25 in 2016-17 and 17-18
- Authored wins over eight top-five teams in time at NC State: #2 Notre Dame (2016-17), #1 South Carolina (2020-21), #1 Louisville (2020-21), #5 Louisville (2020-21), #2 Maryland (2021-22), #3 Louisville (2021-22), #2 UConn (2023-24), #3 Colorado (2023-24)
- Moore's 2018-19 squad achieved the longest winning streak and best start to a season in program history (21-0); streak made the Pack the last remaining men's or women's NCAA DI team without a loss that year
- Earned 800th victory of his head coaching career on March 2, 2023; fifth active and 15th ever NCAA DI WBB coach to do so
- Reached 200 wins at NC State on Dec. 12, 2021; fifth-fastest head coach ever to reach that milestone at ACC program
- Hit 100 ACC wins on Feb. 3, 2022; fourth-fastest head coach to reach that milestone and 11th ACC coach of all time
- 2020-21 Wolfpack team went 10-0 on Kay Yow Court for the second perfect home record in program history
- Served as women's basketball assistant coach at NC State from 1993-1995 under legendary head coach Kay Yow; during that time, the Wolfpack went 34-24 and reached the NCAA Tournament Sweet 16
- All 10 of Moore's completed seasons in Raleigh have been winning seasons and nine have included 20+ victories

THE MOORE FILE

NC STATE

Head Coach
(2013 - pres.)

Record: 263-84 (124-52 ACC)

CHATTANOOGA

Head Coach
(1998-2013)

Record: 358-113

FRANCIS MARION

Head Coach
(1995-1998)

RECORD: 69-20

NC STATE

Assistant Coach
(1993-1995)

RECORD: 34-24

MARYVILLE COLLEGE

Head Coach
(1987-1993)

RECORD: 131-36

CONFERENCE COACH OF THE YEAR (14 HONORS)

Maryville College : 1990, 1992, 1993

Francis Marion : 1997

Chattanooga : 2000, 2004, 2005, 2006, 2008, 2013

NC State : 2014 (ESPNW), 2017 (ACC),

2021 (ACC Coaches), 2022

PERSONAL

Hometown: Dallas, Texas

Education: Johnson University ('84, B.S. in Religion),
Tennessee ('86, B.S. and M.S. in Physical Education)

MOORE AS HEAD COACH

YEAR	SCHOOL	RECORD	CONF.	CONF. FINISH (*TOURN. CHAMP)	POSTSEASON
1987-88	Maryville College	15-12			
1988-89	Maryville College	23-6			NCAA
1989-90	Maryville College	23-5			NCAA
1990-91	Maryville College	23-6			NCAA
1991-92	Maryville College	24-4			NCAA
1992-93	Maryville College	23-3			NCAA
1995-96	Francis Marion	18-9			
1996-97	Francis Marion	21-8			NCAA
1997-98	Francis Marion	30-3			NCAA
1998-99	Chattanooga	10-17	8-10	T-7th	
1999-2000	Chattanooga	26-5	17-1	1st	WNIT Second Round
2000-01	Chattanooga	24-7	15-3	T-1st *	NCAA
2001-02	Chattanooga	23-8	14-4	T-1st *	NCAA
2002-03	Chattanooga	26-5	16-2	1st *	NCAA
2003-04	Chattanooga	29-3	20-0	1st *	NCAA Second Round
2004-05	Chattanooga	25-5	19-1	1st	WNIT Second Round
2005-06	Chattanooga	27-4	18-0	1st *	NCAA
2006-07	Chattanooga	25-8	15-3	T-1st *	NCAA
2007-08	Chattanooga	29-4	18-0	1st *	NCAA
2008-09	Chattanooga	22-10	17-3	1st	WNIT
2009-10	Chattanooga	24-9	16-4	1st *	NCAA
2010-11	Chattanooga	17-14	13-7	3rd	
2011-12	Chattanooga	22-10	16-4	3rd	WNIT
2012-13	Chattanooga	29-4	19-1	1st *	NCAA
2013-14	NC State	25-8	11-5	4th	NCAA
2014-15	NC State	18-15	7-9	T9th	WNIT Third Round
2015-16	NC State	20-11	10-6	T5th	
2016-17	NC State	23-9	12-4	T4th	NCAA Second Round
2017-18	NC State	26-9	11-5	T4th	NCAA Sweet 16
2018-19	NC State	28-6	12-4	T3rd	NCAA Sweet 16
2019-20	NC State	28-4	14-4	2nd *	Canceled
2020-21	NC State	22-3	12-2	2nd *	NCAA Sweet 16
2021-22	NC State	32-4	17-1	1st *	NCAA Elite Eight
2022-23	NC State	20-12	9-9	T8th	NCAA
2023-24	NC State	21-3	9-3		
TOTALS		821-253			23 NCAA, 5 WNIT



20 KATIE PENEUETA

**JUNIOR • FORWARD • 6-2
VANCOUVER, WASH.
HERITAGE / SACRAMENTO STATE**

SEASON STATS

PPG	RPG	FG%	3FG%	FT%	APG
1.4	0.6	.273	.333	.500	0.4

SEASON HIGHLIGHTS

- Set season high in scoring with six points off the bench at Pitt; knocked down 2-of-3 three point attempts in the team's win
- Scored first points of NC State career with three pointer in the fourth quarter of Dec. 20 win at Old Dominion
- Made NC State debut for the Pack at the Paradise Jam and played in all three of the team's game at the tournament
- In first appearance of the season, hauled in three rebounds and played the entirety of the fourth quarter against Kentucky
- Made ACC debut in home win against Virginia and played last five minutes of the contest
- Unavailable for the first four games of the season; appeared in seven of 24 games during the 2023-24 season

CAREER NOTES

- 45.5 percent three-point clip in 2022-23 ranked sixth in nation; career averages of 45 percent or better overall (.455) and from three (.455)
- Averaged versatile 8.4 pts, 5.8 rebs, 2.0 asts and 1.4 blocks per game as a sophomore in 2022-23; posted three double-doubles last year
- Set Sacramento State program record in three-point percentage (.463) as a freshman in 2021-22
- 21 career games with 10+ pts; posted 20 pts and hit six threes against Montana State in February 2023 to tie career highs in both categories
- Blocked 42 shots in 2022-23 to lead the Big Sky Conference

GAME-BY-GAME STATS

Opponent	Date	GS	MIN	Total		3-Pointers		Free throws		Rebounds				Points						
				FG-FGA	PCT	3FG-3FGA	PCT	FT-FTA	PCT	OFF	DEF	TOT	AVG	PF	A	TO	BLK	STL	PTS	AVG
vs Kentucky	11/23/2023		10:00	0-3	.000	0-2	.000	0-0	.000	1	2	3	3.0	0	0	0	0	0	0	0.0
vs Cincinnati	11/24/2023		07:25	0-2	.000	0-2	.000	0-0	.000	0	0	0	1.5	2	0	0	0	0	0	0.0
vs Colorado	11/25/2023		01:06	0-0	.000	0-0	.000	0-0	.000	0	0	0	1.0	0	0	0	0	0	0	0.0
Illinois St.	12/03/2023		04:12	0-1	.000	0-1	.000	0-0	.000	0	0	0	0.8	1	1	0	0	0	0	0.0
at Old Dominion	12/20/2023		05:21	1-2	.500	1-1	1.000	0-0	.000	0	0	0	0.6	1	1	0	0	0	3	0.6
Virginia	01/11/2024		04:57	0-0	.000	0-0	.000	1-2	.500	0	0	0	0.5	1	0	0	0	0	1	0.7
at Pittsburgh	02/11/2024		06:21	2-3	.667	2-3	.667	0-0	.000	1	0	1	0.6	1	1	0	0	0	6	1.4
Totals		0	39:22	3-11	.273	3-9	.333	1-2	.500	2	2	4	0.6	6	3	0	0	0	10	1.4

Player Averages

Games Played	Minutes/game	Points/game	FG Pct	3FG Pct	FT Pct	Rebounds/game	Assists/game	Turnovers/game	Assist/Turnover ratio	Steals/game	Blocks/game
7	5.6	1.4	27.3	33.3	50.0	0.6	0.4	0.0	3.0	0.0	0.0

CAREER STATS

SEASON	TEAM	GP-GS	MIN/AVG	Field Goals		3-Point		F-Throws		Rebounds				Scoring						
				FG-FGA	FG%	3FG-3FGA	3FG%	FT-FTA	FT%	OFF	DEF	TOT	AVG	PF-FO	A	TO	BLK	STL	PTS	AVG
2021-22	SacSt	22-21	721/32.8	60-131	.458	56-121	.463	15-19	.789	6	96	102	4.6	39-0	25	27	21	16	191	8.7
2022-23	SacSt	29-27	1023/35.3	79-170	.465	71-156	.455	16-20	.800	4	165	169	5.8	58-1	57	27	42	21	245	8.4
2023-24	NCSU	7-0	39/5.6	3-11	.273	3-9	.333	1-2	.500	2	2	4	0.6	6-0	3	0	0	0	10	1.4
TOTAL FOR NCSU		7-0	39/5.6	3-11	.273	3-9	.333	1-2	.500	2	2	4	0.6	6-0	3	0	0	0	10	1.4
TOTAL		58-48	1783/30.7	142-312	.455	130-286	.455	32-41	.780	12	263	275	4.7	103-1	85	54	63	37	446	7.7

PENEUETA FAST FACTS

- Prefers to be referred to by her nickname (KP) after first reference
- Transferred to NC State ahead of 2023-24 after spending first two years of career at Sacramento State
- Top-10 three-point shooting percentage (.455) in the nation in 2022-23
- Three-sport athlete in high school as she also earned all-league honors in volleyball and track & field
- Nickname : KP
- IG : kpeneueta
- Major : Communications

CAREER HIGHS

POINTS

Season6 - at Pitt (2/11/24)
Conference20 (2x) - last vs. Montana State (2/25/23)
Career20 (2x) - last vs. Montana State (2/25/23)

REBOUNDS

Season3 - vs. Kentucky (11/23/23)
Conference11 - vs. Idaho (1/5/23)
Career11 - vs. Idaho (1/5/23)

FG MADE

Season2 - at Pitt (2/11/24)
Conference7 (2x) - last vs. Montana State (2/25/23)
Career7 (2x) - last vs. Montana State (2/25/23)

FG ATTEMPTED

Season3 (3x) - last at Pitt (2/11/24)
Conference10 - at Northern Arizona (2/3/22)
Career13 - vs. UTEP (11/26/22)

3FG MADE

Season2 - at Pitt (2/11/24)
Conference6 (2x) - last vs. Montana State (2/25/23)
Career6 (3x) - last vs. Montana State (2/25/23)

3FG ATTEMPTED

Season3 - at Pitt (2/11/24)
Conference9 - at Idaho State (2/18/23)
Career13 - vs. UTEP (11/26/22)

FT MADE

Season1 - vs. Virginia (1/11/24)
Conference4 - vs. Eastern Washington (1/7/23)
Career4 (2x) - last vs. Eastern Washington (1/7/23)

FT ATTEMPTED

Season2 - vs. Virginia (1/11/24)
Conference4 - vs. Eastern Washington (1/7/23)
Career4 (2x) - last vs. Eastern Washington (1/7/23)

ASSISTS

Season1 (3x) - last at Pitt (2/11/24)
Conference5 - vs. Portland State (2/27/23)
Career6 - at San Diego State (12/7/22)

STEALS

Season2 (5x) - last at Portland State (12/31/22)
Conference3 (3x) - last vs. CSU Bakersfield (12/10/22)

BLOCKS

Season7 - vs. Idaho (1/5/23)
Conference7 - vs. Idaho (1/5/23)

MINUTES

Season10 - vs. Kentucky (11/23/23)
Conference44 - vs. Northern Arizona (2/9/23)
Career45 - vs. UC Santa Barbara (11/19/22)



30 JANNAH EISSA

FRESHMAN • GUARD • 5-8
CAIRO, EGYPT
GREENLAND INTERNATIONAL

SEASON STATS

PPG	RPG	FG%	3FG%	FT%	APG
0.3	0.3	.143	.200	-	0.0

EISSA FAST FACTS

- IG : jannaheissa
- Major : Chemical Engineering

SEASON HIGHLIGHTS

- Made NC State and collegiate debut in season opener against Charlotte; hit a three pointer late in the fourth quarter after entering the game with four minutes left
- Played in all three of the Pack's wins in the Paradise Jam; appearances in nine of 24 games this season
- Made ACC debut against Virginia and played final three minutes; also saw ACC action in road wins at Boston College and Pitt

PRIOR TO COLLEGE

- Won U16 national championship and two-time FIBA 3x3 Egypt winner at the U16 and U18 levels
- Averaged 12.2 points, 3.2 steals and 4.3 rebounds in U16 national run and scored 16 points in one of those contests
- Notched a double-double in four of five games during the U18 championship finals
- Competed twice with the Egyptian U15 Skills National Team

GAME-BY-GAME STATS

Opponent	Date	GS	MIN	Total		3-Pointers		Free throws		Rebounds				PF	A	TO	BLK	STL	PTS	AVG
				FG-FGA	PCT	3FG-3FGA	PCT	FT-FTA	PCT	OFF	DEF	TOT	AVG							
Charlotte	11/07/2023		04:03	1-2	.500	1-2	.500	0-0	.000	0	0	0	0.0	0	0	0	0	0	3	3.0
Elon	11/15/2023		03:35	0-1	.000	0-1	.000	0-0	.000	1	0	1	0.5	1	0	0	0	0	1.5	
vs Kentucky	11/23/2023		05:13	0-0	.000	0-0	.000	0-0	.000	0	0	0	0.3	1	0	1	0	0	1.0	
vs Cincinnati	11/24/2023		05:51	0-1	.000	0-0	.000	0-0	.000	0	0	0	0.3	0	0	2	0	0	0.8	
vs Colorado	11/25/2023		01:06	0-0	.000	0-0	.000	0-0	.000	0	0	0	0.2	0	0	0	0	0	0.6	
Illinois St.	12/03/2023		01:16	0-2	.000	0-2	.000	0-0	.000	0	0	0	0.2	0	0	0	0	0	0.5	
Virginia	01/11/2024		03:06	0-0	.000	0-0	.000	0-0	.000	0	1	1	0.3	1	0	0	0	0	0.4	
at Boston College	01/28/2024		00:45	0-0	.000	0-0	.000	0-0	.000	0	0	0	0.3	0	0	0	0	0	0.4	
at Pittsburgh	02/11/2024		01:41	0-1	.000	0-0	.000	0-0	.000	1	0	1	0.3	0	0	0	0	0	0.3	
Totals		0	26:36	1-7	.143	1-5	.200	0-0	.000	2	1	3	0.3	3	0	3	0	0	3	0.3

Player Averages

Games Played	Minutes/game	Points/game	FG Pct	3FG Pct	FT Pct	Rebounds/game	Assists/game	Turnovers/game	Assist/Turnover ratio	Steals/game	Blocks/game
9	3.0	0.3	14.3	20.0	0.0	0.3	0.0	0.3	0.0	0.0	0.0

CAREER STATS

SEASON	TEAM	GP-GS	MIN/AVG	Field Goals	3-Point	F-Throws	Rebounds	Scoring												
				FG-FGA	FG%	3FG-3FGA	3FG%	FT-FTA	FT%	OFF	DEF	TOT	AVG	PF-FO	A	TO	BLK	STL	PTS	AVG
2023-24	NCSU	9-0	27/3.0	1-7	.143	1-5	.200	0-0	.000	2	1	3	0.3	3-0	0	3	0	0	3	0.3
TOTAL		9-0	27/3.0	1-7	.143	1-5	.200	0-0	.000	2	1	3	0.3	3-0	0	3	0	0	3	0.3

CAREER HIGHS

POINTS

Season 3 - vs. Charlotte (11/7/23)
 ACC.....
 Career 3 - vs. Charlotte (11/7/23)

REBOUNDS

Season 1 (3x) - last at Pitt (2/11/24)
 ACC.....1 (2x) - last at Pitt (2/11/24)
 Career 1 (3x) - last at Pitt (2/11/24)

FG MADE

Season 1 - vs. Charlotte (11/7/23)
 ACC.....
 Career 1 - vs. Charlotte (11/7/23)

FG ATTEMPTED

Season 2 (2x) - last vs. Illinois State (12/3/23)
 ACC..... 1 - at Pitt (2/11/24)
 Career 2 (2x) - last vs. Illinois State (12/3/23)

3FG MADE

Season 1 - vs. Charlotte (11/7/23)
 ACC.....
 Career 1 - vs. Charlotte (11/7/23)

3FG ATTEMPTED

Season 2 (2x) - last vs. Illinois State (12/3/23)
 ACC.....
 Career 2 (2x) - last vs. Illinois State (12/3/23)

FT MADE

Season
 ACC.....
 Career

FT ATTEMPTED

Season
 ACC.....
 Career

ASSISTS

Season
 ACC.....
 Career

STEALS

Season
 ACC.....
 Career

BLOCKS

Season
 ACC.....
 Career

MINUTES

Season 6 - vs. Cincinnati (11/24/23)
 ACC..... 3 - vs. Virginia (1/11/24)
 Career 6 - vs. Cincinnati (11/24/23)



42 MALLORY COLLIER

FRESHMAN • CENTER • 6-3
MILLINGTON, TENN.
BARTLETT

SEASON STATS

PPG	RPG	FG%	FT%	APG	BPG
2.3	2.0	.567	.563	0.1	0.3

COLLIER FAST FACTS

- 2022 Memphis Area Player of the Year
- 2022 All-Metro First Team
- X : @MalloryCollie18
- IG : mallorycollier7
- Major : Exploratory Studies

SEASON HIGHLIGHTS

- Scored in double figures for first time in Wolfpack career with 10 points in the team's Paradise Jam tournament win over Cincinnati; came after a six-point afternoon against Kentucky the game before during which she hit both of her shots taken
- Also scored six points in victory over Elon and played season-high 13 minutes in that contest
- Key minutes clocked in the Pack's comeback win over Rhode Island, which included a blocked shot on the defensive side of the floor
- Made NC State and collegiate debut in season opener against Charlotte; tied for team lead in blocks with two
- Season-high five rebounds in NC State's Dec. 20 win at Old Dominion; additional three four-rebound games in 2023-24, most recently posting that number in 11 minutes played off the bench in win over Vanderbilt
- Seen action in 19 of 24 games this season; made ACC debut against Virginia and also appeared in ACC wins against BC, Louisville and Pitt

PRIOR TO COLLEGE

- Ranked the No. 55 player in the class of 2023 by ESPN; ESPN scouts grade of 93
- 2022 Memphis Area Player of the Year and a member of the 2022 All-Metro Girls Basketball Team
- Multi-time nominee and finalist for Miss Tennessee Basketball and Tennessee Gatorade Player of the Year
- Averaged 11.5 points and 7.1 rebounds per game during her senior year to lead a Bartlett team that reached the state championship game
- 2022 Team USA Trials invitee

GAME-BY-GAME STATS

Opponent	Date	GS	MIN	Total		3-Pointers		Free throws		Rebounds				PF	A	TO	BLK	STL	PTS	AVG
				FG-FGA	PCT	3FG-3FGA	PCT	FT-FTA	PCT	OFF	DEF	TOT	AVG							
Charlotte	11/07/2023		09:44	1-1	1.000	0-0	.000	1-2	.500	2	2	4	4.0	2	0	0	2	0	3	3.0
UConn	11/12/2023		02:47	0-0	.000	0-0	.000	0-0	.000	1	0	1	2.5	0	0	1	0	0	1.5	
Elon	11/15/2023		13:12	3-5	.600	0-0	.000	0-0	.000	3	0	3	2.7	1	0	0	0	6	3.0	
Rhode Island	11/19/2023		08:13	1-1	1.000	0-0	.000	0-0	.000	0	1	1	2.3	0	0	1	0	2	2.8	
vs Kentucky	11/23/2023		10:15	2-2	1.000	0-0	.000	2-4	.500	0	3	3	2.4	3	0	1	0	2	6	3.4
vs Cincinnati	11/24/2023		11:40	3-4	.750	0-0	.000	4-6	.667	1	3	4	2.7	1	0	0	0	10	4.5	
vs Colorado	11/25/2023		07:41	0-1	.000	0-0	.000	0-0	.000	0	1	1	2.4	2	0	0	0	0	3.9	
Vanderbilt	11/29/2023		11:05	2-6	.333	0-0	.000	0-0	.000	3	1	4	2.6	1	0	1	0	4	3.9	
Illinois St.	12/03/2023		07:26	1-1	1.000	0-0	.000	0-0	.000	0	2	2	2.6	2	0	0	0	2	3.7	
Liberty	12/10/2023		03:41	0-0	.000	0-0	.000	0-0	.000	0	0	0	2.3	0	0	0	0	0	3.3	
at South Fla.	12/16/2023		02:51	0-0	.000	0-0	.000	0-0	.000	0	0	0	2.1	1	0	0	0	0	3.0	
at Old Dominion	12/20/2023		08:39	0-0	.000	0-0	.000	0-2	.000	2	3	5	2.3	2	1	3	1	0	2.8	
at Virginia	12/31/2023		02:30	0-1	.000	0-0	.000	0-0	.000	1	0	1	2.2	0	0	0	0	0	2.5	
Florida St.	01/04/2024		06:08	1-3	.333	0-0	.000	0-0	.000	0	2	2	2.2	0	1	0	0	2	2.5	
at Virginia Tech	01/07/2024		02:24	0-0	.000	0-0	.000	0-0	.000	0	1	1	2.1	0	0	0	0	0	2.3	
Virginia	01/11/2024		09:43	1-2	.500	0-0	.000	2-2	1.000	0	3	3	2.2	2	0	2	0	4	2.4	
at Boston College	01/28/2024		01:56	0-1	.000	0-0	.000	0-0	.000	1	0	1	2.1	0	0	0	0	0	2.3	
Louisville	02/05/2024		02:43	1-1	1.000	0-0	.000	0-0	.000	1	0	1	2.1	0	0	0	0	2	2.3	
at Pittsburgh	02/11/2024		07:29	1-1	1.000	0-0	.000	0-0	.000	0	1	1	2.0	1	0	0	1	0	2.3	
Totals		0	130:07	17-30	.567	0-0	.000	9-16	.563	15	23	38	2.0	18	2	8	5	2	43	2.3

Player Averages

Games Played	Minutes/game	Points/game	FG Pct	3FG Pct	FT Pct	Rebounds/game	Assists/game	Turnovers/game	Assist/Turnover ratio	Steals/game	Blocks/game
19	6.8	2.3	56.7	0.0	56.3	2.0	0.1	0.4	0.3	0.1	0.3

CAREER STATS

SEASON	TEAM	GP-GS	MIN/AVG	Field Goals	3-Point	F-Throws	Rebounds	Scoring												
				FG-FGA	FG%	3FG-3FGA	3FG%	FT-FTA	FT%	OFF	DEF	TOT	AVG	PF-FO	A	TO	BLK	STL	PTS	AVG
2023-24	NCSU	19-0	130/6.8	17-30	.567	0-0	.000	9-16	.563	15	23	38	2.0	18-0	2	8	5	2	43	2.3
TOTAL		19-0	130/6.8	17-30	.567	0-0	.000	9-16	.563	15	23	38	2.0	18-0	2	8	5	2	43	2.3

CAREER HIGHS

POINTS

Season 10 - vs. Cincinnati (11/24/23)
ACC..... 4 - vs. Virginia (1/11/24)
Career 10 - vs. Cincinnati (11/24/23)

REBOUNDS

Season 5 - at Old Dominion (12/20/23)
ACC..... 3 - vs. Virginia (1/11/24)
Career 5 - at Old Dominion (12/20/23)

FG MADE

Season 3 (2x) - last vs. Cincinnati (11/24/23)
ACC..... 1 (4x) - last at Pitt (2/11/24)
Career 3 (2x) - last vs. Cincinnati (11/24/23)

FG ATTEMPTED

Season 6 - vs. Vanderbilt (11/29/23)
ACC..... 3 - vs. Florida State (1/4/24)
Career 6 - vs. Vanderbilt (11/29/23)

3FG MADE

Season
ACC.....
Career

3FG ATTEMPTED

Season
ACC.....
Career

FT MADE

Season 4 - vs. Cincinnati (11/24/23)
ACC..... 2 - vs. Virginia (1/11/24)
Career 4 - vs. Cincinnati (11/24/23)

FT ATTEMPTED

Season 6 - vs. Cincinnati (11/24/23)
ACC..... 2 - vs. Virginia (1/11/24)
Career 6 - vs. Cincinnati (11/24/23)

ASSISTS

Season 1 (2x) - last vs. Florida State (1/4/24)
ACC..... 1 - vs. Florida State (1/4/24)
Career 1 (2x) - last vs. Florida State (1/4/24)

STEALS

Season 2 - vs. Kentucky (11/23/23)
ACC.....
Career 2 - vs. Kentucky (11/23/23)

BLOCKS

Season 2 - vs. Charlotte (11/7/23)
ACC..... 1 - at Pitt (2/11/24)
Career 2 - vs. Charlotte (11/7/23)

MINUTES

Season 13 - vs. Elon (11/15/23)
ACC..... 10 - vs. Virginia (1/11/24)
Career 13 - vs. Elon (11/15/23)

GAME 1: NC STATE 84, CHARLOTTE 43



Official Basketball Box Score - Final
Charlotte at NC State
11/07/23 Reynolds Coliseum, Raleigh
2023-24 Women's Basketball

Game Time: 7:00 PM
Game Duration: 1:59
Attendance: 4,496

Officials: Billy Smith, Krystle Apeoluzi, Leah Lane

Charlotte - 43
Record: 0-1
Table with columns: NO. Name, Min, FG, 3P, FT, Rebounds, Fouls, TP, AS, TO, ST, Blocks, +/-

Shooting By Period
1st FG% 3-17 17.6%
3PT% 0-6 0.0%
2nd FG% 3-18 16.7%
3PT% 0-4 0.0%
3rd FG% 6-14 42.9%
3PT% 1-2 50.0%
4th FG% 1-7 14.3%
3PT% 0-7 0.0%
GM FG% 14-69 20.3%
3PT% 1-19 5.3%
FT% 13-18 72.2%

NC State - 84
Record: 1-0
Table with columns: NO. Name, Min, FG, 3P, FT, Rebounds, Fouls, TP, AS, TO, ST, Blocks, +/-

Shooting By Period
1st FG% 10-14 71.4%
3PT% 6-9 66.7%
2nd FG% 10-10 100%
3PT% 1-18 5.6%
3rd FG% 0-0 0.0%
4th FG% 6-16 37.5%
3PT% 2-6 33.3%
5th FG% 10-12 83.3%
4th FG% 8-18 44.4%
3PT% 1-2 50.0%
FT% 2-3 66.7%
GM FG% 25-66 37.9%
3PT% 9-27 33.3%
FT% 25-30 83.3%

Summary statistics table including Biggest lead, Best Scoring Run, Lead Changes, Times Tied, Time with Lead, Points from Turnovers, Period by Period Scoring, and Bench.

GAME 2: NC STATE 92, UCONN 81



Official Basketball Box Score - Final
UConn at NC State
11/07/23 Reynolds Coliseum, Raleigh
2023-24 Women's Basketball

Game Time: 3:00 PM
Game Duration: 2:10
Attendance: 5,500

Officials: Dee Kantner, Puani Spurlock-Welsh, Tara Cruse

UConn - 81
Record: 1-1
Table with columns: NO. Name, Min, FG, 3P, FT, Rebounds, Fouls, TP, AS, TO, ST, Blocks, +/-

Shooting By Period
1st FG% 9-18 50.0%
3PT% 2-5 40.0%
2nd FG% 8-19 42.1%
3PT% 1-8 12.5%
3rd FG% 6-16 37.5%
4th FG% 10-18 55.6%
5th FG% 3-5 60.0%
GM FG% 33-71 46.5%
3PT% 7-22 31.8%
FT% 8-11 72.7%

NC State - 92
Record: 2-0
Table with columns: NO. Name, Min, FG, 3P, FT, Rebounds, Fouls, TP, AS, TO, ST, Blocks, +/-

Shooting By Period
1st FG% 6-15 40.0%
3PT% 1-5 20.0%
2nd FG% 10-15 66.7%
3PT% 3-6 50.0%
3rd FG% 7-14 50.0%
4th FG% 8-15 53.3%
5th FG% 2-6 33.3%
GM FG% 31-59 52.5%
3PT% 8-21 38.1%
FT% 22-28 78.6%

Summary statistics table including Biggest lead, Best Scoring Run, Lead Changes, Times Tied, Time with Lead, Points from Turnovers, Period by Period Scoring, and Bench.

GAME 3: NC STATE 90, ELON 35



Official Basketball Box Score - Final
Elon at NC State
11/19/23 Reynolds Coliseum, Raleigh
2023-24 Women's Basketball

Game Time: 7:00 PM
Game Duration: 1:50
Attendance: 4,402

Officials: Angelica Sullivan, Tommi Paris, Sarah Williams

Elon - 35
Record: 1-2
Table with columns: NO. Name, Min, FG, 3P, FT, Rebounds, Fouls, TP, AS, TO, ST, Blocks, +/-

Shooting By Period
1st FG% 5-18 27.8%
3PT% 2-5 40.0%
2nd FG% 1-4 0.0%
3rd FG% 5-14 35.7%
4th FG% 4-6 66.7%
5th FG% 3-6 50.0%
GM FG% 15-63 23.8%
3PT% 2-15 13.3%
FT% 9-5 60.0%

NC State - 90
Record: 3-0
Table with columns: NO. Name, Min, FG, 3P, FT, Rebounds, Fouls, TP, AS, TO, ST, Blocks, +/-

Shooting By Period
1st FG% 11-14 78.6%
3PT% 2-2 100.0%
2nd FG% 6-15 40.0%
3PT% 2-2 100.0%
3rd FG% 7-18 38.9%
4th FG% 1-6 16.7%
5th FG% 9-17 52.9%
GM FG% 33-64 51.6%
3PT% 7-22 31.8%
FT% 17-17 100.0%

Summary statistics table including Biggest lead, Best Scoring Run, Lead Changes, Times Tied, Time with Lead, Points from Turnovers, Period by Period Scoring, and Bench.

GAME 4: NC STATE 67, RHODE ISLAND 58



Official Basketball Box Score - Final
Rhode Island at NC State
11/19/23 Reynolds Coliseum, Raleigh
2023-24 Women's Basketball

Game Time: 2:00 PM
Game Duration: 2:04
Attendance: 5,023

Officials: Billy Smith, Teresa Stuck, Ne Chapel

Rhode Island - 58
Record: 3-2
Table with columns: NO. Name, Min, FG, 3P, FT, Rebounds, Fouls, TP, AS, TO, ST, Blocks, +/-

Shooting By Period
1st FG% 7-22 31.8%
3PT% 1-5 20.0%
2nd FG% 6-17 35.3%
3PT% 1-6 16.7%
3rd FG% 8-14 57.1%
4th FG% 2-4 50.0%
5th FG% 5-16 31.3%
GM FG% 26-69 37.7%
3PT% 4-16 25.0%
FT% 2-2 100.0%

NC State - 67
Record: 4-0
Table with columns: NO. Name, Min, FG, 3P, FT, Rebounds, Fouls, TP, AS, TO, ST, Blocks, +/-

Shooting By Period
1st FG% 6-18 33.3%
3PT% 0-1 0.0%
2nd FG% 5-13 38.5%
3PT% 0-1 0.0%
3rd FG% 3-4 75%
4th FG% 6-15 40.0%
5th FG% 8-11 72.7%
GM FG% 25-57 43.9%
3PT% 2-7 28.6%
FT% 15-18 83.3%

Summary statistics table including Biggest lead, Best Scoring Run, Lead Changes, Times Tied, Time with Lead, Points from Turnovers, Period by Period Scoring, and Bench.

GAME 9: NC STATE 79, ILLINOIS STATE 61



Official Basketball Box Score - Final
Illinois St. at NC State
12/02/23 Reynolds Coliseum, Raleigh
2023-24 Women's Basketball

Game Time: 2:00 PM
Game Duration: 1:47
Attendance: 5,500

Officials: Tara Cruise, Jeffrey Smith, Teresa Luck

Illinois St. - 61

Table with columns: NO., Name, Min, FG, 3P, FT, Rebounds, Fouls, TP, AS, TO, ST, Blocks, +/-

Shooting By Period table with columns: 1st FG%, 3PT%, 2nd FG%, 3PT%, 3rd FG%, 3PT%, 4th FG%, 3PT%, GM FG%, 3PT%, FT%

Technical Fouls:NONE

Dead Ball Rebounds: 2, 0

NC State - 79

Table with columns: NO., Name, Min, FG, 3P, FT, Rebounds, Fouls, TP, AS, TO, ST, Blocks, +/-

Shooting By Period table with columns: 1st FG%, 3PT%, 2nd FG%, 3PT%, 3rd FG%, 3PT%, 4th FG%, 3PT%, GM FG%, 3PT%, FT%

Technical Fouls:NONE

Dead Ball Rebounds: 4, 0

Summary table with columns: ISU, NCSU, Points from Turnovers, ISU NCSU, Period by Period Scoring

GAME 10: NC STATE 80, LIBERTY 67



Official Basketball Box Score - Final
Liberty at NC State
12/02/23 Reynolds Coliseum, Raleigh
2023-24 Women's Basketball

Game Time: 2:00 PM
Game Duration: 2:35
Attendance: 5,500

Officials: Carla Fountain, John Capolino, Brandon Entering

Liberty - 67

Table with columns: NO., Name, Min, FG, 3P, FT, Rebounds, Fouls, TP, AS, TO, ST, Blocks, +/-

Shooting By Period table with columns: 1st FG%, 3PT%, 2nd FG%, 3PT%, 3rd FG%, 3PT%, 4th FG%, 3PT%, GM FG%, 3PT%, FT%

Technical Fouls:NONE

Dead Ball Rebounds: 0, 0

NC State - 80

Table with columns: NO., Name, Min, FG, 3P, FT, Rebounds, Fouls, TP, AS, TO, ST, Blocks, +/-

Shooting By Period table with columns: 1st FG%, 3PT%, 2nd FG%, 3PT%, 3rd FG%, 3PT%, 4th FG%, 3PT%, GM FG%, 3PT%, FT%

Technical Fouls:NONE

Dead Ball Rebounds: 6, 0

Summary table with columns: LIB, NCSU, Points from Turnovers, LIB NCSU, Period by Period Scoring

GAME 11: NC STATE 66, USF 54



Official Basketball Box Score - Final
NC State at South Fla.
12/16/23 Young Center, Tampa
2023-24 Women's Basketball

Game Time: 7:00 PM
Game Duration: 1:34
Attendance: 4,959

Officials: Tara Cruise, Meadow Overstreet, Denise Brooks

NC State - 66

Table with columns: NO., Name, Min, FG, 3P, FT, Rebounds, Fouls, TP, AS, TO, ST, Blocks, +/-

Shooting By Period table with columns: 1st FG%, 3PT%, 2nd FG%, 3PT%, 3rd FG%, 3PT%, 4th FG%, 3PT%, GM FG%, 3PT%, FT%

Technical Fouls:NONE

Dead Ball Rebounds: 4, 0

South Fla. - 54

Table with columns: NO., Name, Min, FG, 3P, FT, Rebounds, Fouls, TP, AS, TO, ST, Blocks, +/-

Shooting By Period table with columns: 1st FG%, 3PT%, 2nd FG%, 3PT%, 3rd FG%, 3PT%, 4th FG%, 3PT%, GM FG%, 3PT%, FT%

Technical Fouls:NONE

Dead Ball Rebounds: 1, 0

Summary table with columns: NCST, USF, Points from Turnovers, NCST USF, Period by Period Scoring

GAME 12: NC STATE 87, OLD DOMINION 50



Official Basketball Box Score - Final
NC State at Old Dominion
12/20/23 Charway Arena, Norfolk
2023-24 Women's Basketball

Game Time: 6:30 PM
Game Duration: 1:47
Attendance: 3,874

Officials: Ryan Durham, Kyle Galway, Roy Jackson

NC State - 87

Table with columns: NO., Name, Min, FG, 3P, FT, Rebounds, Fouls, TP, AS, TO, ST, Blocks, +/-

Shooting By Period table with columns: 1st FG%, 3PT%, 2nd FG%, 3PT%, 3rd FG%, 3PT%, 4th FG%, 3PT%, GM FG%, 3PT%, FT%

Technical Fouls:NONE

Dead Ball Rebounds: 3, 0

Old Dominion - 50

Table with columns: NO., Name, Min, FG, 3P, FT, Rebounds, Fouls, TP, AS, TO, ST, Blocks, +/-

Shooting By Period table with columns: 1st FG%, 3PT%, 2nd FG%, 3PT%, 3rd FG%, 3PT%, 4th FG%, 3PT%, GM FG%, 3PT%, FT%

Technical Fouls: 4th 5:50

Dead Ball Rebounds: 0, 0

Summary table with columns: NCSU, ODU, Points from Turnovers, NCSU ODU, Period by Period Scoring

GAME 17: NC STATE 59, MIAMI 73



Official Basketball Box Score - Final
#4 NC State at Miami (FL)
01/18/24 Watson Center, Coral Gables, Fla.
2023-24 Women's Basketball

Game Time: 6:00 PM
Game Duration: 1:49
Attendance: 2,366

Officials: Rod Creech, Mark Resch, Toni Patton

#4 NC State - 59

Record: 15-2 (3-2)

Table with columns: NO., Name, Min, FG, 3P, FT, Rebounds, Fouls, TP, AS, TO, ST, Blocks, +/-

Shooting By Period table with columns: 1st FG%, 3PT%, 2nd FG%, 3PT%, 3rd FG%, 3PT%, 4th FG%, 3PT%, GM FG%, 3PT%, FT%

Technical Fouls: NONE

Dead Ball Rebounds: 1, 0

Miami (FL) - 73

Record: 12-5 (2-4)

Table with columns: NO., Name, Min, FG, 3P, FT, Rebounds, Fouls, TP, AS, TO, ST, Blocks, +/-

Shooting By Period table with columns: 1st FG%, 3PT%, 2nd FG%, 3PT%, 3rd FG%, 3PT%, 4th FG%, 3PT%, GM FG%, 3PT%, FT%

Technical Fouls: NONE

Dead Ball Rebounds: 1, 0

Summary table with columns: Biggest lead, Best Scoring Run, Lead Changes, Times Tied, Time with Lead

GAME 18: NC STATE 72, DUKE 57



Official Basketball Box Score - Final
Duke at NC State
01/21/24 Reynolds Coliseum, Raleigh
2023-24 Women's Basketball

Game Time: 12:00 PM
Game Duration: 1:52
Attendance: 5,500

Officials: Joseph Vaszy, Tiara Curren, Kevin Sparrock

Duke - 57

Record: 12-6 (4-3)

Table with columns: NO., Name, Min, FG, 3P, FT, Rebounds, Fouls, TP, AS, TO, ST, Blocks, +/-

Shooting By Period table with columns: 1st FG%, 3PT%, 2nd FG%, 3PT%, 3rd FG%, 3PT%, 4th FG%, 3PT%, GM FG%, 3PT%, FT%

Technical Fouls: NONE

Dead Ball Rebounds: 0, 0

NC State - 72

Record: 16-2 (4-2)

Table with columns: NO., Name, Min, FG, 3P, FT, Rebounds, Fouls, TP, AS, TO, ST, Blocks, +/-

Shooting By Period table with columns: 1st FG%, 3PT%, 2nd FG%, 3PT%, 3rd FG%, 3PT%, 4th FG%, 3PT%, GM FG%, 3PT%, FT%

Technical Fouls: NONE

Dead Ball Rebounds: 0, 0

Summary table with columns: Biggest lead, Best Scoring Run, Lead Changes, Times Tied, Time with Lead

GAME 19: NC STATE 71, CLEMSON 49



Official Basketball Box Score - Final
NC State at Clemson
01/25/24 Littlejohn Coliseum, Clemson
2023-24 Women's Basketball

Game Time: 7:00 PM
Game Duration: 1:43
Attendance: 919

Officials:

NC State - 71

Record: 17-2 (5-2)

Table with columns: NO., Name, Min, FG, 3P, FT, Rebounds, Fouls, TP, AS, TO, ST, Blocks, +/-

Shooting By Period table with columns: 1st FG%, 3PT%, 2nd FG%, 3PT%, 3rd FG%, 3PT%, 4th FG%, 3PT%, GM FG%, 3PT%, FT%

Technical Fouls: NONE

Dead Ball Rebounds: 4, 0

Clemson - 49

Record: 8-12 (1-7)

Table with columns: NO., Name, Min, FG, 3P, FT, Rebounds, Fouls, TP, AS, TO, ST, Blocks, +/-

Shooting By Period table with columns: 1st FG%, 3PT%, 2nd FG%, 3PT%, 3rd FG%, 3PT%, 4th FG%, 3PT%, GM FG%, 3PT%, FT%

Technical Fouls: NONE

Dead Ball Rebounds: 1, 0

Summary table with columns: Biggest lead, Best Scoring Run, Lead Changes, Times Tied, Time with Lead

GAME 20: NC STATE 82, BC 61



Official Basketball Box Score - Final
NC State at Boston College
01/28/24 Conte Forum, Boston
2023-24 Women's Basketball

Game Time: 2:00 PM
Game Duration: 1:43
Attendance: 2,180

Officials: Bryan Brunetti, Brandon Entler, Erika Heriman

NC State - 82

Record: 18-2 (6-2)

Table with columns: NO., Name, Min, FG, 3P, FT, Rebounds, Fouls, TP, AS, TO, ST, Blocks, +/-

Shooting By Period table with columns: 1st FG%, 3PT%, 2nd FG%, 3PT%, 3rd FG%, 3PT%, 4th FG%, 3PT%, GM FG%, 3PT%, FT%

Technical Fouls: NONE

Dead Ball Rebounds: 2, 0

Boston College - 61

Record: 11-11 (3-6)

Table with columns: NO., Name, Min, FG, 3P, FT, Rebounds, Fouls, TP, AS, TO, ST, Blocks, +/-

Shooting By Period table with columns: 1st FG%, 3PT%, 2nd FG%, 3PT%, 3rd FG%, 3PT%, 4th FG%, 3PT%, GM FG%, 3PT%, FT%

Technical Fouls: NONE

Dead Ball Rebounds: 5, 0

Summary table with columns: Biggest lead, Best Scoring Run, Lead Changes, Times Tied, Time with Lead

OVERALL STATS

Game Records

Record	Overall	Home	Away	Neutral
ALL GAMES	21-3	12-1	6-2	3-0
CONFERENCE	9-3	5-1	4-2	0-0
NON-CONFERENCE	12-0	7-0	2-0	3-0

Score by Periods

Team	1st	2nd	3rd	4th	OT	TOT
NC State	514	447	463	401	14	1839
Opponents	352	304	366	398	6	1426

Team Box Score

No.	Player	Total					3-Point		F-Throw		Rebounds				Other Stats								
		GP-GS	MIN	AVG	FG-FGA	FG%	3FG-3FGA	3FG%	FT-FTA	FT%	OFF	DEF	TOT	AVG	PF	DQ	A	TO	BLK	STL	PTS	AVG	
10	JAMES, Aziaha	24-24	701:38	29.2	135-330	.409	43-126	.341	56-77	.727	19	86	105	4.4	50	0	68	49	2	24	369	15.4	
22	RIVERS, Saniya	21-21	693:25	33.0	90-219	.411	11-50	.220	67-89	.753	14	119	133	6.3	33	0	93	56	17	53	258	12.3	
21	HAYES, Madison	24-24	710:34	29.6	98-207	.473	44-98	.449	52-66	.788	51	110	161	6.7	34	0	30	36	11	20	292	12.2	
2	COLLINS, Mimi	24-23	686:19	28.6	101-220	.459	25-57	.439	49-65	.754	44	110	154	6.4	47	0	22	27	14	10	276	11.5	
1	BALDWIN, River	21-21	531:48	25.3	84-147	.571	0-0	.000	40-46	.870	46	95	141	6.7	49	0	16	32	27	10	208	9.9	
35	BROOKS, Zoe	24-6	646:22	26.9	84-194	.433	10-44	.227	48-66	.727	16	78	94	3.9	39	0	89	57	12	35	226	9.4	
24	STEELE, Laci	23-0	333:13	14.5	34-97	.351	19-59	.322	16-20	.800	2	29	31	1.3	21	0	13	14	3	12	103	4.5	
42	COLLIER, Mallory	19-0	130:07	6.8	17-30	.567	0-0	.000	9-16	.563	15	23	38	2.0	18	0	2	8	5	2	43	2.3	
20	PENEUETA, Katie	7-0	39:22	5.6	3-11	.273	3-9	.333	1-2	.500	2	2	4	0.6	6	0	3	0	0	0	10	1.4	
11	COX, Maddie	23-1	245:57	10.7	9-33	.273	2-14	.143	12-19	.632	9	45	54	2.3	7	0	6	15	11	3	32	1.4	
15	WILLIAMSON, Lizzy	14-0	79:40	5.7	9-18	.500	0-0	.000	1-2	.500	4	14	18	1.3	6	0	2	7	5	2	19	1.4	
30	EISSA, Jannah	9-0	26:36	3.0	1-7	.143	1-5	.200	0-0	.000	2	1	3	0.3	3	0	0	3	0	0	3	0.3	
Team											59	62	121									6	
Total		24	4825		665-1513	.440	158-462	.342	351-468	.750	283	774	1057	44.0	313	0	344	310	107	171	1839	76.6	
Opponents		24	4825		540-1549	.349	153-533	.287	193-254	.760	258	609	867	36.1	456	10	267	338	91	154	1426	59.4	

Team Statistics

	NCSU	OPP
Scoring	1839	1426
Points per game	76.6	59.4
Scoring margin	+17.2	-
Field goals-att	665-1513	540-1549
Field goal pct	.440	.349
3 point fg-att	158-462	153-533
3-point FG pct	.342	.287
3-pt FG made per game	6.6	6.4
Free throws-att	351-468	193-254
Free throw pct	.750	.760
F-Throws made per game	14.6	8.0
Rebounds	1057	867
Rebounds per game	44.0	36.1
Rebounding margin	+7.9	-
Assists	344	267
Assists per game	14.3	11.1
Turnovers	310	338
Turnovers per game	12.9	14.1
Turnover margin	+1.2	-
Assist/turnover ratio	1.1	0.8
Steals	171	154
Steals per game	7.1	6.4
Blocks	107	91
Blocks per game	4.5	3.8
Winning streak	1	-
Home win streak	0	-
Attendance	68921	29765
Home games-Avg/Game	13-5302	8-3721
Neutral site-Avg/Game	-	3-691

Team Results

Date	Opponent	Score	Att.
11/07/2023	Charlotte	W 84-43	4496
11/12/2023	UConn	W 92-81	5500
11/15/2023	Elon	W 90-35	4402
11/19/2023	Rhode Island	W 67-58	5023
11/23/2023	vs Kentucky	W 84-55	624
11/24/2023	vs Cincinnati	W 79-45	524
11/25/2023	vs Colorado	W 78-60	924
11/29/2023	Vanderbilt	W 70-62	5500
12/03/2023	Illinois St.	W 79-61	5500
12/10/2023	Liberty	W 80-67	5500
12/16/2023	at South Fla.	W 66-54	4959
12/20/2023	at Old Dominion	W 87-50	3874
12/31/2023	at Virginia	W 72-61	4541
01/04/2024	Florida St.	Wot 88-80	5500
01/07/2024	at Virginia Tech	L 62-63	8925
01/11/2024	Virginia	W 93-66	5500
01/18/2024	at Miami (FL)	L 59-73	2366
01/21/2024	Duke	W 72-57	5500
01/25/2024	at Clemson	W 71-49	919
01/28/2024	at Boston College	W 82-61	2180
02/01/2024	North Carolina	W 63-59	5500
02/05/2024	Louisville	W 77-67	5500
02/08/2024	Virginia Tech	L 61-72	5500
02/11/2024	at Pittsburgh	W 83-47	2001

ACC STATS

Game Records

Record	Overall	Home	Away	Neutral
ALL GAMES	9-3	5-1	4-2	0-0
CONFERENCE	9-3	5-1	4-2	0-0
NON-CONFERENCE	0-0	0-0	0-0	0-0

Score by Periods

Team	1st	2nd	3rd	4th	OT	TOT
NC State	244	231	205	189	14	883
Opponents	184	167	195	203	6	755

Team Box Score

No.	Player				Total			3-Point		F-Throw		Rebounds										
		GP-GS	MIN	AVG	FG-FGA	FG%	3FG-3FGA	3FG%	FT-FTA	FT%	OFF	DEF	TOT	AVG	PF	DQ	A	TO	BLK	STL	PTS	AVG
10	JAMES, Aziaha	12-12	381:57	31.8	66-177	.373	17-59	.288	24-31	.774	12	40	52	4.3	27	0	37	24	2	14	173	14.4
2	COLLINS, Mimi	12-12	369:34	30.8	58-124	.468	12-30	.400	30-37	.811	24	54	78	6.5	29	0	12	11	9	5	158	13.2
21	HAYES, Madison	12-12	393:15	32.8	53-122	.434	26-59	.441	26-29	.897	25	64	89	7.4	15	0	10	21	2	9	158	13.2
22	RIVERS, Saniya	12-12	431:40	36.0	48-129	.372	5-30	.167	34-44	.773	8	72	80	6.7	18	0	53	39	11	34	135	11.3
1	BALDWIN, River	9-9	233:42	26.0	33-64	.516	0-0	.000	19-21	.905	16	36	52	5.8	28	0	3	10	11	5	85	9.4
35	BROOKS, Zoe	12-3	313:26	26.1	41-96	.427	3-17	.176	17-22	.773	5	30	35	2.9	20	0	35	24	3	18	102	8.5
20	PENEUETA, Katie	2-0	11:18	5.7	2-3	.667	2-3	.667	1-2	.500	1	0	1	0.5	2	0	1	0	0	0	7	3.5
24	STEELE, Laci	11-0	145:30	13.2	13-35	.371	9-28	.321	1-2	.500	0	10	10	0.9	7	0	6	7	0	7	36	3.3
42	COLLIER, Mallory	7-0	32:53	4.7	4-9	.444	0-0	.000	2-2	1.000	3	7	10	1.4	3	0	1	2	1	0	10	1.4
15	WILLIAMSON, Lizzy	5-0	28:49	5.8	3-6	.500	0-0	.000	1-2	.500	3	3	6	1.2	1	0	1	1	1	0	7	1.4
11	COX, Maddie	11-0	77:24	7.0	3-8	.375	1-3	.333	5-11	.455	3	16	19	1.7	2	0	0	4	2	0	12	1.1
30	EISSA, Jannah	3-0	05:32	1.8	0-1	.000	0-0	.000	0-0	.000	1	1	2	0.7	1	0	0	0	0	0	0	0.0
Team											32	32	64					4				
Total		12	2425		324-774	.419	75-229	.328	160-203	.788	133	365	498	41.5	153	0	159	147	42	92	883	73.6
Opponents		12	2425		292-781	.374	75-261	.287	96-132	.727	136	331	467	38.9	200	5	136	167	48	86	755	62.9

Team Statistics

	NCSU	OPP
Scoring	883	755
Points per game	73.6	62.9
Scoring margin	+10.7	-
Field goals-att	324-774	292-781
Field goal pct	.419	.374
3 point fg-att	75-229	75-261
3-point FG pct	.328	.287
3-pt FG made per game	6.3	6.3
Free throws-att	160-203	96-132
Free throw pct	.788	.727
F-Throws made per game	13.3	8.0
Rebounds	498	467
Rebounds per game	41.5	38.9
Rebounding margin	+2.6	-
Assists	159	136
Assists per game	13.3	11.3
Turnovers	147	167
Turnovers per game	12.3	13.9
Turnover margin	+1.7	-
Assist/turnover ratio	1.1	0.8
Steals	92	86
Steals per game	7.7	7.2
Blocks	42	48
Blocks per game	3.5	4.0
Winning streak	1	-
Home win streak	0	-
Attendance	33000	20932
Home games-Avg/Game	6-5500	6-3489
Neutral site-Avg/Game	-	0-0

Team Results

Date	Opponent		Score	Att.
12/31/2023	at Virginia	W	72-61	4541
01/04/2024	Florida St.	Wot	88-80	5500
01/07/2024	at Virginia Tech	L	62-63	8925
01/11/2024	Virginia	W	93-66	5500
01/18/2024	at Miami (FL)	L	59-73	2366
01/21/2024	Duke	W	72-57	5500
01/25/2024	at Clemson	W	71-49	919
01/28/2024	at Boston College	W	82-61	2180
02/01/2024	North Carolina	W	63-59	5500
02/05/2024	Louisville	W	77-67	5500
02/08/2024	Virginia Tech	L	61-72	5500
02/11/2024	at Pittsburgh	W	83-47	2001

2023-24 WOLFPACK PHOTO ROSTER




1 River Baldwin
Gr. • C • 6-5



2 Mimi Collins
Gr. • F • 6-3



4 Alyssa Lewis
Fr. • G • 5-7



10 Aziaha James
Jr. • G • 5-9



11 Maddie Cox
Fr. • F • 6-2



15 Lizzy Williamson
Gr. • C • 6-5



20 Katie Peneueta
Jr. • F • 6-2



21 Madison Hayes
Sr. • G • 6-0



22 Saniya Rivers
Jr. • G • 6-1



24 Laci Steele
Fr. • G • 5-11



30 Jannah Eissa
Fr. • G • 5-8



35 Zoe Brooks
Fr. • G • 5-10



42 Mallory Collier
Fr. • C • 6-3



WES MOORE
Head Coach



NIKKI WEST
Associate Head



BRITTANY MORRIS
Assistant Coach



ASHLEY WILLIAMS
Assistant Coach



HOUSTON FANCHER
Assistant Coach



KEVIN LEATHERWOOD
Assistant Coach



1

RIVER BALDWIN

Graduate • Center • 6-5
Andalusia, Ala.
Florida State / Pleasant Home

PPG	RPG	APG	BPG
9.9	6.7	0.8	1.3
FG%	3FG%	FT%	MPG
.571	-	.870	25.3
CAREER HIGHS			
PTS	REBS	ASTS	BLKS
24	12	3	6

Career-high 24 pts to lead Pack vs. No. 3 Colorado, first 20+ pt game of career ... Added 21-pt night vs. FSU while shooting 10-14 ... Four double-doubles as member of Pack and three this year, most recently 14 pts, career-high 12 rebs at UVA ... 10+ pts 11 times this year, most recently scoring 15 in win at Pitt ... Ranked top 12 in ACC in blocks per game and rebounds per game ... Paradise Jam Tournament MVP after averaging 15 pts, 6 rebs ... First start of Pack career in season opener ... Averaged 5.7 pts, 4.0 rebs last year ... Shot 7-of-7 in 14-pt outing vs. Syracuse in ACC ... Joined NC State ahead of 2022-23 after spending first three seasons of career at FSU ... Played 134 career games, all in ACC



2

MIMI COLLINS

Me-me
Graduate • Forward • 6-3
Slidell, La.
Maryland / Paul VI

PPG	RPG	APG	BPG
11.5	6.4	0.9	0.6
FG%	3FG%	FT%	MPG
.459	.439	.754	28.6
CAREER HIGHS			
PTS	REBS	ASTS	STLS
25	17	4	4

Katrina McClain Award top 10 finalist ... Scored 10+ pts in 16 games this year, most recently 13 at Pitt ... Second on team in scoring avg in ACC play (13.2) ... Career-high 25 pts at UVA, third career 20+ pt game ... Reached 1,000 career pts vs. Rhode Island and added 11 rebs for first double-double with Pack ... Total of four double-doubles this year, most recently 16 pts, 10 rebs vs. Duke ... Top 15 in the ACC in rebound average this season ... 8-of-8 from field vs. Elon to score 18 pts ... Averaged 6.9 pts and 4.0 rebs in first season at NC State (2022-23) ... Last season-high 19 pts at Georgia in Dec. 2022 ... 2020-21 All-Big Ten Honorable Mention at Maryland ... Team-high 149 career games played (56 played at NC State)



4

ALYSSA LEWIS

Freshman • Guard • 5-7
Harrisburg, N.C.
Hickory Ridge

PPG	RPG	APG	BPG
11.5	6.4	0.9	0.6
FG%	3FG%	FT%	MPG
.459	.439	.754	28.6
CAREER HIGHS			
PTS	REBS	ASTS	STLS
25	17	4	4

Redshirting the 2023-24 season ... Announced commitment to NC State as a preferred walk-on in April 2023 ... Averaged 14.3 points, 5.3 rebounds, 3.1 assists and 3.0 steals per game during her senior season at Hickory Ridge ... Surpassed the 1,000 career point mark during her high school career ... NCBCA All-District Second Team and Greater Metro 4 All-Conference Team honoree following both the 2021-22 and 2022-23 seasons



10

AZIAHA JAMES

uh-ZEYE-uh
Junior • Guard • 5-9
Virginia Beach, Va.
Princess Anne

PPG	RPG	APG	SPG
15.4	4.4	2.8	1.0
FG%	3FG%	FT%	MPG
.409	.341	.727	29.2
CAREER HIGHS			
PTS	REBS	ASTS	STLS
33	8	6	3

Leading scorer with 18 10+ pt games and five 20+ pt games ... Top 10 in ACC in scoring average ... Career-high 33 pts vs. Duke ... Scored 28 pts, 16 in first quarter, in win vs. Louisville ... Set new career high in assists with eight in win at Pitt ... 43 threes this year to average 1.8 per game, with that ranking top 11 in the league and second on team ... Averaged then career-best 6.8 pts, 2.3 asts in 2022-23 ... Played all 32 games last year and started last six ... Scored 20 pts in first career start at VT in Feb. 2023 ... Career-best 5-of-6 from distance in 19-pt outing vs. Davidson in Dec. 2022 ... Seven-assist games in two ACC games last year, team single-game best on year ... 2021-22 All-ACC Freshman Team




11

MADDIE COX

Freshman • Forward • 6-2
Flower Mound, Texas
Flower Mound

PPG	RPG	APG	BPG
1.4	2.3	0.3	0.5
FG%	3FG%	FT%	MPG
.275	.143	.632	10.7
CAREER HIGHS			
PTS	REBS	ASTS	BLKS
6	9	2	2

Appeared in 23 games this season ... Started game at ODU for first start of career ... Season-high nine rebs vs. Elon to lead team in that game ... Season-high six pts in that game and vs. Kentucky ... First career points vs. No. 2 UConn ... Five points vs. UNC marked her ACC high ... Ranked No. 71 player in class of 2023 by ESPN ... ESPN scouts grade of 93 ... Averaged double-double as high school senior with 17.2 pts and 11.9 rebs per game ... Surpassed 1,000 career pt mark during 2022-23 high school season ... Set Flower Mound school record for total asts in senior year ... Three-time All-State selection and Texas Girls Coaches Association All-Star ... Nominated for 2023 McDonald's All-America Game



15

LIZZY WILLIAMSON

Graduate • Center • 6-5
Adelaide, Australia
Southern Utah / Westminster

PPG	RPG	APG	BPG
1.4	1.3	0.1	0.4
FG%	3FG%	FT%	MPG
.500	-	.500	5.7
CAREER HIGHS			
PTS	REBS	ASTS	BLKS
35	23	5	6

Appeared in 14 games this season ... Season-high four pts vs. Kentucky and tied that mark in wins vs. Illinois State and Pitt ... Scored first pts as member of Pack vs. Elon ... Transferred to NC State ahead of 2023-24 after three years at Southern Utah ... 2022-23 WAC Defensive Player of the Year, All-WAC Second Team, WAC All-Defensive Team ... Averaged 9.6 pts, 10 rebs, 2.3 blks last year ... 329 rebs last season set Thunderbirds' program record ... 16 double-figure scoring performances last season with 12 double-doubles ... Enjoyed career-best night on Nov. 21, 2021 during which she posted 35 pts and 23 rebs vs. SAGU American Indiana ... Averages 7.6 pts, 7.1 rebs across 83 career games played




20

KATIE PENEUETA

PEN-uh-WET-uh
Junior • Forward • 6-2
Vancouver, Wash.
Sacramento State / Heritage

PPG	RPG	APG	BPG
1.4	0.6	0.4	0.0
FG%	3FG%	FT%	MPG
.273	.333	.500	5.6
CAREER HIGHS			
PTS	REBS	ASTS	BLKS
20	11	6	7

Season debut on Nov. 23 and played seven games this year ... First points with Pack at ODU ... Hit two threes in win at Pitt ... Transferred to NC State ahead of 2023-24 after two years at Sacramento State ... Averaged 8.4 pts, 5.8 rebs, 2.0 asts, 1.4 blks per game as sophomore last year ... 45.5 percent three-point clip in 2022-23 ranked sixth in nation ... Set Sacramento State program record in three-point percentage (.463) as freshman in 2021-22 ... 21 career games with 10+ pts ... Posted 20 pts and hit six threes against Montana State last season to tie career highs in both categories ... 42 blks in 2022-23 to lead Big Sky Conference ... Averages 7.7 pts, 4.7 rebs, 45.5 percent shooting across 58 career games




21

MADISON HAYES

Senior • Guard • 6-0
Chattanooga, Tenn.
Mississippi State / East Hamilton

PPG	RPG	APG	SPG
12.2	6.7	1.3	0.8
FG%	3FG%	FT%	MPG
.473	.449	.788	29.6
CAREER HIGHS			
PTS	REBS	ASTS	BLKS
24	14	6	7

10+ pts in 17 games ... Led team with career-high 24 pts at Clemson ... Total of four 20+ pt games on career as she also had 21, 20 in matchups with VT ... Top 12 in ACC in rebounds, threes per game (1.8) ... Four double-doubles this year vs. Cincy (16 pts, 10 rebs), Liberty (15 pts, 11 rebs), BC (14 pts, 14 rebs), Louisville (12 pts, 10 rebs) ... Averaged 14.0 pts, 6.7 rebs, 7.00 three-pt shooting in Paradise Jam ... Played all 56 games for Pack last two years ... First 20-pt night of career vs. Clemson in Dec. 2022 ... Seven blks in Jan. 8, 2023 game vs. Virginia to rank second in program history ... Transferred to NC State ahead of 2021-22 after spending first year of career at Mississippi State ... 2021 All-SEC Freshman Team




22

SANIYA RIVERS

suh-NEYE-uh
Junior • Guard • 6-1
Wilmington, N.C.
South Carolina / Ashley

PPG	RPG	APG	SPG
12.3	6.3	4.4	2.5
FG%	3FG%	FT%	MPG
.411	.220	.753	33.0
CAREER HIGHS			
PTS	REBS	ASTS	STLS
33	16	8	8

Ann Meyers Drysdale Award top 10 finalist ... Career-high 33 pts vs. No. 2 UConn, first career double-double with 10 rebs ... Second double-double with 10 pts, career-high 16 rebs, career-high 8 asts at UVA ... 10+ pts in 12 games, most recently 12 vs VT ... Team leader in stls and asts, ranking top seven in ACC ... Pair of seven-stl games this year ... 22 pts vs. Vandy was most recent 20+ pt game of season ... 2022-23 ACC Sixth Player of Year ... 22 pts at No. 10 Iowa in Dec. 2022 to set last year's high ... Eight stls vs. BC in January 2023 most for member of Pack since 1998 ... Transferred to NC State ahead of 2022-23 after rookie year at South Carolina ... 2021 Gatorade National Player of Year and McDonald's All-American




24

LACI STEELE

Freshman • Guard • 5-11
Edmond, Okla.
Edmond North

PPG	RPG	APG	SPG
4.5	1.3	0.6	0.5
FG%	3FG%	FT%	MPG
.351	.322	.800	14.5
CAREER HIGHS			
PTS	REBS	ASTS	STLS
13	4	3	3

Appeared in 23 games this year ... Four 10+ point games, most recently setting new career high with 13 pts against UVA ... Eight-pt night in collegiate debut vs. Charlotte ... Hit a three in 12 games and multiple threes six times, most recently back-to-back triples at Clemson ... Ranked No. 56 player in class of 2023 by ESPN ... ESPN scouts grade of 93 ... Helped Edmond North to back-to-back state titles in 2022/2023 ... Averaged 21.3 pts per game as a high school senior ... Surpassed the 2,000 career pt mark ... High school's record holder in both pts and stls ... Named COAC Player of Year and First Team All-Conference in both 2022 and 2023 ... Nominated for 2023 McDonald's All-America Game




30

JANNAH EISSA

JAN-uh-eye-AY-suh
Freshman • Guard • 5-8
Cairo, Egypt
Greenland International

PPG	RPG	APG	SPG
0.3	0.3	0.0	0.0
FG%	3FG%	FT%	MPG
.143	.200	-	3.0
CAREER HIGHS			
PTS	REBS	ASTS	STLS
3	1	0	0

Joined NC State as a walk-on prior to the 2023-24 season ... Seen action in nine of the Pack's games this season ... Hit three pointer late in fourth quarter against Charlotte in collegiate debut for first points of career ... Won U16 national championship ... Averaged 12.2 points, 3.2 steals and 4.3 rebounds in the finals of that run, scoring 16 points in one of the contests ... Notched a double-double in four of five games during the U18 championship finals ... Competed twice with the Egyptian U15 Skills National Team ... Two-time winner of the FIBA 3x3 national championship at the U16 and U18 levels



35

ZOE BROOKS

Freshman • Guard • 5-10
Plainfield, N.J.
Saint John Vianney

PPG	RPG	APG	SPG
9.4	3.9	3.7	1.5
FG%	3FG%	FT%	MPG
.435	.227	.727	26.9
CAREER HIGHS			
PTS	REBS	ASTS	STLS
19	12	11	4

Second player in program history with triple-double (14 pts, 12 rebs, 10 asts), accomplishing in first career start ... Also double-double of 12 pts, season-high 11 assists at ODU, first Pack player in last 15 years to have two 10+ assist games in same season ... 12 10+ point games this year, including season-high 19 points against UVA ... Assist avg, assist-turnover ratio rank top 11 in ACC this season ... No. 4 guard and No. 9 overall player in class of 2023 by ESPN ... ESPN scouts grade of 97 and five-star signee ... 2023 McDonald's All-American ... 2023 National Player of Year (SB Live) ... 2022 WNBA Skills Challenge champion with Sabrina Ionescu ... Averaged 25.5 pts, 6.6 rebs, 5.5 stls, 4.1 asts as a high school senior



42

MALLORY COLLIER

Freshman • Center • 6-3
Millington, Tenn.
Bartlett

PPG	RPG	APG	BPG
2.3	2.0	0.1	0.3
FG%	3FG%	FT%	MPG
.567	-	.563	6.8
CAREER HIGHS			
PTS	REBS	ASTS	BLKS
10	5	1	2

Appeared in 19 games this season ... 10-point night against Cincinnati for first double-figure scoring performance of career ... Two blks in collegiate debut vs. Charlotte to tie for team lead ... Also pair of six-pt games vs. Elon and Kentucky ... Ranked No. 55 player in class of 2023 by ESPN ... ESPN scouts grade of 93 ... 2022 Memphis Area Player of Year ... 2022 All-Metro Girls Basketball First Team ... Multi-time nominee and finalist for Miss Tennessee Basketball and Tennessee Gatorade Player of Year ... Averaged 11.5 pts and 7.1 rebs per game during senior year on a Bartlett team that reached the state title game ... 2022 Team USA Trials invitee ... Nominated for the 2023 McDonald's All-America Game