



# GAME NOTES

## #9 Duke Blue Devils (16-5, 7-3 ACC) vs. Notre Dame (7-15, 2-9 ACC)

Game #22 • Home Game #13 • ACC Game #11 • Wednesday, Feb. 7 • 9:00 p.m. ET

Cameron Indoor Stadium (9,314) • Durham, N.C.

TV: ACC Network

Radio: Blue Devil Sports Network from LEARFIELD



### SCHEDULE & RESULTS

Date	AP Rank Duke	Opponent	TV	Time
NOVEMBER (5-2)				
N 1	2	UNC P EXHIB	ACCNX	W, 109-64
N 6	2	Dartmouth	ACCN	W, 92-54
N 10	2	Arizona	ESPN2	L, 73-78
N 14	9	vs. Michigan State - 1	ESPN	W, 74-65
N 17	9	Bucknell - 2	ACCN	W, 90-60
N 21	9	La Salle - 2	ACCN	W, 95-66
N 24	9	Southern Indiana - 2	ACCN	W, 80-62
N 29	7	RV at Arkansas - 3	ESPN	L, 75-80
DECEMBER (4-1)				
D 2	7	at Georgia Tech *	The CW	L, 68-72
D 9	22	Charlotte	The CW	W, 80-56
D 12	21	Hofstra	ESPN2	W, 89-68
D 20	21	10 vs. Baylor - 4	ESPN	W, 78-70
D 30	16	Queens	The CW	W, 106-69
JANUARY (7-1)				
J 2	14	- Syracuse *	ESPN	W, 86-66
J 6	14	- at Notre Dame *	ACCN	W, 67-59
J 9	11	- at Pittsburgh *	ESPN	W, 75-53
J 13	11	- Georgia Tech *	ACCN	W, 84-79
J 20	7	- Pittsburgh *	ACCN	L, 76-80
J 23	12	- at Louisville *	ACCN	W, 83-69
J 27	12	- Clemson *	ESPN	W, 72-71
J 29	7	- at Virginia Tech *	ESPN	W, 77-67
FEBRUARY (0-1)				
F 3	7	3 at North Carolina *	ESPN	L, 84-93
F 7	9	- Notre Dame *	ACCN	9 p.m.
F 10	9	- Boston College *	ESPN	2 p.m.
F 12	-	- Wake Forest *	ESPN	7 p.m.
F 17	-	- at Florida State *	ESPN	2 p.m.
F 21	-	- at Miami *	ESPN	7 p.m.
F 24	-	- at Wake Forest *	ESPN	2 p.m.
F 28	-	- Louisville *	ACCN	7 p.m.
MARCH (0-0)				
M 2	-	- Virginia *	ESPN	6 p.m.
M 4	-	- at NC State *	ESPN	7 p.m.
M 9	-	- North Carolina *	ESPN	6:30 p.m.
M 7-11	-	- ACC Tournament - 5	ESPN/2	TBD

\* ACC game

1 - State Farm Champions Classic (United Center; Chicago, Ill.)

2 - Blue Devil Challenge

3 - ACC/SEC Challenge

4 - SentinelOne Classic (Madison Square Garden; New York, NY)

5 - ACC Tournament (Capital One Arena; Washington, D.C.)

Duke/opponent AP ranking at time of game

### LAST GAME STARTING FIVE

	GP/GS	PPG	RPG	APG	FG%	3FG%	FT%	MPG
<b>Jared McCain</b> #0 G • 6-3 • 197 • Fr. Sacramento, Calif. Centennial	21/21	12.9	4.6	1.6	.457	.398	.868	29.5
<b>LAST GAME: 23 points, 11 rebounds, 1 assist and 2 steals in 38 minutes vs. North Carolina (2/3)</b>								
• A five-star guard out of Centennial High School in Corona, California.								
• Ranked as the No. 10 player nationally and the No. 1 player from California by ESPN.								
• Scored 20 points or more in six of the last 13 games, with career-high 24 points vs. Queens (Dec. 30).								
<b>Jeremy Roach</b> #3 G • 6-2 • 180 • Sr. Leesburg, Va. St. Paul VI	20/18	14.3	2.4	3.1	.482	.471	.859	31.7
<b>LAST GAME: 20 points, 3 rebounds and 2 assists in 37 minutes vs. North Carolina (2/3)</b>								
• One of three team captains for 2023-24, second consecutive season as a captain for Roach.								
• On preseason watch list for Jerry West Shooting Guard of the Year Award.								
• Leads ACC in assist/turnover ratio (3.05) with 61 assists (3.1 apg) and 20 turnovers.								
<b>Tyrese Proctor</b> #5 G • 6-5 • 183 • So. Sydney, Australia NBA Global Academy	18/13	10.7	2.7	3.8	.449	.385	.750	28.9
<b>LAST GAME: 2 points, 3 rebounds and 2 assists in 27 minutes vs. North Carolina (2/3)</b>								
• One of three team captains for 2023-24, fourth sophomore captain in program history.								
• Career-high 24 points on 9-of-16 (.563) shooting with four 3-pointers & four assists at Louisville (Jan. 23).								
• Scored double-figures in five of his last six games, averaging 14.0 points per game in that time.								
<b>Mark Mitchell</b> #25 F • 6-9 • 232 • So. Kansas City, Kan. Sunrise Christian	18/17	12.4	6.2	1.2	.528	.148	.744	28.7
<b>LAST GAME: 11 points, 7 rebounds, 2 assists and 2 blocks in 37 minutes vs. North Carolina (2/3)</b>								
• On the preseason watch list for the Julius Erving Award.								
• In his last seven games, averaging 14.3 points and 8.0 rebounds with two 20-point double-doubles.								
• Career-highs 23 points and 14 rebounds vs. Notre Dame (Jan. 6) -- Duke is 26-3 when Mitchell scores 10+.								
<b>Kyle Filipowski</b> #30 C • 7-0 • 248 • So. Westtown, N.Y. Wilbraham & Monson Academy	21/21	17.7	8.5	2.8	.506	.356	.655	30.2
<b>LAST GAME: 22 points, 5 rebounds and 1 block in 31 minutes vs. North Carolina (2/3)</b>								
• Preseason AP All-American -- ACC Preseason Player of the Year and First Team All-ACC.								
• On watch list for Karl Malone Award, NABC Player of the Year and Wooden Award.								
• First Duke player in 40 seasons with 30-point double-double and no turnovers vs. Georgia Tech (Jan. 13).								

### THE HEAD COACHES

Duke	Jon Scheyer (Duke '10)
Career Record / at Duke	43-14 (2nd) / same
vs. Notre Dame	2-0
Notre Dame	Micah Shrewsberry (Hanover, '99)
Career Record	7-15 (1st)
vs. Duke	0-1

### DUKE RECORDS

	Overall	Non-Conf.	ACC
Record	16-5	9-2	7-3
Streak	L1	W4	L1
Home (Streak)	10-2 (W1)	7-1 (W6)	3-1 (W1)
Road (Streak)	4-3 (L1)	0-1 (L2)	4-2 (L1)
Neutral (Streak)	2-0 (W2)	2-0 (W2)	--
Overtime	0-0	0-0	0-0

### DUKE TEAM LEADERS

Scoring	17.7	Kyle Filipowski
Rebounds	8.5	Kyle Filipowski
Assists	3.8	Tyrese Proctor
Steals	1.3	Jeremy Roach
Blocks	1.8	Kyle Filipowski
Field Goals	136	Kyle Filipowski
Field Goal Pct.	.528	Mark Mitchell
3-Point Field Goals	45	Jared McCain
3-Point Field Goals Pct.	.471	Jeremy Roach
Free Throws	74	Kyle Filipowski
Free Throw Pct.	.868	Jared McCain

### BROADCAST INFORMATION

TV/Video Stream	ACCN	Radio	Blue Devil Sports Net.
Play-by-Play	Wes Durham	Play-by-Play	David Shumate
Analyst	Cory Alexander	Analyst	John Roth
Analyst	Jim Boehm	Engineer	John Rose
Producer	Alex Farmartino	In Durham	96.5 FM & 620 AM
		SiriusXM	162 or 193

### DUKE COMMUNICATIONS

Executive Director of Communications: Kyle Serba  
 » kyle.serba@duke.edu // C: 919-519-7116 // O: 919-668-1712  
 Assistant Director of Communications: Henry Skutt  
 » henry.skutt@duke.edu // C: 984-287-9011 // O: 919-668-4393

### NEED TO KNOW

- » Wednesday's game is the 39th meeting in the series, with the Blue Devils leading, 30-8, including a 10-2 advantage in Durham.
- » Since joining the ACC, the series favors Duke, 11-6 (9-4 in the regular season), and the Blue Devils have won 10 of the last 11.
- » After averaging 7.6 points per outing in the first eight games of the season, **Jared McCain** (right) has reached the 20-point mark in six of the last 13 games, including 23 points and 11 rebounds at No. 3 North Carolina on Saturday, to average 16.1 points per contest during that stretch.
- » **Jeremy Roach** tops the ACC and ranks 23rd in the nation in assist/turnover ratio (3.05), while **Tyrese Proctor** is positioned fourth in the conference and 37th nationally (2.83).
- » In Roach's last 12 games, the senior guard has distributed 39 assists with 10 turnovers (3.9 assist/turnover ratio).
- » Proctor has scored at least 10 points in five of Duke's last six games, averaging 14.0 points across that stretch, including a career-high 24 points at Louisville (Jan. 23).
- » Among ACC leaders, **Kyle Filipowski** ranks seventh in scoring (17.7 ppg), fifth in rebounding (8.5 rpg), third in blocked shots (1.8 bpg) and fifth in field goal percentage (.506).
- » Duke ranks 13th nationally in assist/turnover ratio (1.65) and 14th in fewest turnovers (9.5 per game).
- » Freshman guard Markus Burton tops the Fighting Irish in with 16.0 points, 4.1 assists and 1.7 steals per game.
- » Notre Dame ranks second in the ACC and 37th nationally in scoring defense, holding opponents to 65.5 points per game.
- » Duke is 23-9 overall on Feb. 7, having won 10 of the last 13 games played on this date.
- » The Blue Devils and Fighting Irish have met twice on Feb. 7 (1988 and 2015), both Duke wins in Durham.



## ROSTER INFORMATION

### Numerical

No.	Name	Pos.	Ht.	Wt.	Year	Exp.	Hometown	High School	Previous College	
0	Jared McCain	G	6-3	197	Fr.	HS	Sacramento, Calif.	Centennial		
1	Caleb Foster	G	6-5	197	Fr.	HS	Harrisburg, N.C.	Notre Dame (Calif.)		
2	Jaylen Blakes	G	6-2	204	Jr.	2L	Somerset, N.J.	Blair Academy		
3	Jeremy Roach	G	6-2	180	Sr.	3L	Leesburg, Va.	St. Paul VI		
5	Tyrese Proctor	tie-REECE	6-5	183	So.	1L	Sydney, Australia	NBA Global Academy		
12	TJ Power	F	6-9	216	Fr.	HS	Shrewsbury, Mass.	Worcester Academy		
13	Sean Stewart	F	6-9	227	Fr.	HS	Windermere, Fla.	Montverde Academy		
14	Jaden Schutt	"shoot"	6-5	190	So.	1L	Yorkville, Ill.	Yorkville Christian		
15	Ryan Young	C	6-10	238	Gr.	1L	Stewartsville, N.J.	Bethlehem Catholic	Northwestern	
20	Neal Begovich	BEG-ah-vich	6-9	230	Gr.	TR	San Francisco, Calif.	St. Ignatius College Prep	Stanford	
21	Christian Reeves		7-1	261	So.	1L	Charlotte, N.C.	Oak Hill		
25	Mark Mitchell		6-9	232	So.	1L	Kansas City, Kan.	Sunrise Christian		
30	Kyle Filipowski	fill-uh-POW-ski	F/C	7-0	248	So.	1L	Westtown, N.Y.	Wilbraham & Monson Academy	
52	Stanley Borden		C	7-0	241	Jr.	2L	Istanbul, Turkey	Istanbul Int'l Community School	
55	Spencer Hubbard		G	5-8	157	Sr.	2L	Los Angeles, Calif.	Harvard Westlake	

### Alphabetical

No.	Name	Pos.	Ht.	Wt.	Year	Exp.	Hometown	High School	Previous College	
20	Neal Begovich	BEG-ah-vich	F	6-9	230	Gr.	TR	San Francisco, Calif.	St. Ignatius College Prep	Stanford
2	Jaylen Blakes		G	6-2	204	Jr.	2L	Somerset, N.J.	Blair Academy	
52	Stanley Borden		C	7-0	241	Jr.	2L	Istanbul, Turkey	Istanbul Int'l Community School	
30	Kyle Filipowski	fill-uh-POW-ski	F/C	7-0	248	So.	1L	Westtown, N.Y.	Wilbraham & Monson Academy	
1	Caleb Foster		G	6-5	197	Fr.	HS	Harrisburg, N.C.	Notre Dame (Calif.)	
55	Spencer Hubbard		G	5-8	157	Sr.	2L	Los Angeles, Calif.	Harvard Westlake	
0	Jared McCain		G	6-3	197	Fr.	HS	Sacramento, Calif.	Centennial	
25	Mark Mitchell		F	6-9	232	So.	1L	Kansas City, Kan.	Sunrise Christian	
12	TJ Power		F	6-9	216	Fr.	HS	Shrewsbury, Mass.	Worcester Academy	
5	Tyrese Proctor	tie-REECE	G	6-5	183	So.	1L	Sydney, Australia	NBA Global Academy	
21	Christian Reeves		C	7-1	261	So.	1L	Charlotte, N.C.	Oak Hill	
3	Jeremy Roach		G	6-2	180	Sr.	3L	Leesburg, Va.	St. Paul VI	
14	Jaden Schutt	"shoot"	G	6-5	190	So.	1L	Yorkville, Ill.	Yorkville Christian	
13	Sean Stewart		F	6-9	227	Fr.	HS	Windermere, Fla.	Montverde Academy	
15	Ryan Young		C	6-10	238	Gr.	1L	Stewartsville, N.J.	Bethlehem Catholic	Northwestern

### On-Court Coaching Staff

Name	Position	Years at Duke	Years in Current Position	Alma Mater
Jon Scheyer	SHY-er Head Coach	11th	2nd	Duke '10
Chris Carrawell	Associate Head Coach	6th	3rd	Duke '00
Jai Lucas	"jay" Associate Head Coach	2nd	1st	Texas '11
Emanuel Dildy	Assistant Coach	1st	1st	Eastern Illinois '05
Will Avery	Assistant Coach	1st	1st	Duke '23

### ROSTER BREAKDOWNS

#### By Class

Graduate Student (2)	Begovich, Young
Senior (2)	Hubbard, Roach
Junior (2)	Blakes, Borden
Sophomore (5)	Filipowski, Mitchell, Proctor, Reeves, Schutt
Freshman (4)	Foster, McCain, Power, Stewart

#### By Height (AVERAGE HEIGHT: 6-6)

7-1 (1)	Reeves
7-0 (2)	Borden, Filipowski
6-10 (1)	Young
6-9 (4)	Begovich, Mitchell, Power, Stewart
6-5 (4)	Foster, Proctor, Schutt
6-3 (1)	McCain
6-2 (2)	Blakes, Roach
5-8 (1)	Hubbard

#### By State

California (2)	Neal Begovich (San Francisco) Spencer Hubbard (Los Angeles)
	Jared McCain (Sacramento)
	Sean Stewart (Windermere)
Florida (1)	Jaden Schutt (Yorkville)
Illinois (1)	Jaden Schutt (Yorkville)
Kansas (1)	Mark Mitchell (Kansas City)
Massachusetts (1)	TJ Power (Shrewsbury)
North Carolina (2)	Caleb Foster (Harrisburg) Christian Reeves (Charlotte)
New Jersey (3)	Jaylen Blakes (Somerset) Ryan Young (Stewartsville)
New York (1)	Kyle Filipowski (Westtown)
Virginia (1)	Jeremy Roach (Leesburg)
International (2)	Stanley Borden (Istanbul, Turkey) Tyrese Proctor (Sydney, Australia)

### DUKE QUICK FACTS

#### University

Founded	1838 as Trinity College
Enrollment (undergraduate)	6,789
President	Dr. Vincent Price (Santa Clara '79)
Vice President/Director of Athletics	Nina King (Notre Dame '00)

#### Basketball History

Seasons of Basketball	119th in 2023-24
First Season	1905-06
NCAA Tournament Appearances	45
Record	119-40 (.748)
Last Appearance (Round)	2023 (Second)
NCAA Final Four Appearances (last)	17 (2022)
National Championships (five)	1991, 1992, 2001, 2010, 2015
NIT Appearances (last)	4 (1981)
ACC Championships (last)	22 (2023)

#### Cameron Indoor Stadium

Inaugural Game	January 6, 1940
Capacity	9,314
Consecutive Sellouts	518 (Nov. 26, 1990-present)
Undefeated Seasons (Last)	19 (2023)

#### Team Information

2022-23 Record	29-7
Home	16-0
Away	4-6
Neutral	7-3
ACC Record	14-6
Home	10-0
Away	4-6
Finish	t-3rd
Tournament	Champions
AP / USA Today Final Ranking	12 / 18
Starters Returning/Lost	4 / 1
Letterwinners Returning/Lost	10 / 5
Newcomers for 2022-23	5
Freshmen	4
Graduate Transfers	1

### DUKE RECORD BY STARTING LINEUP

McCain, Roach, Proctor, Mitchell, Filipowski	> 4-3
McCain, Foster, Proctor, Mitchell, Filipowski	2-0
McCain, Roach, Foster, Mitchell, Filipowski	8-0
McCain, Blakes, Foster, Proctor, Filipowski	0-1
McCain, Roach, Foster, Proctor, Filipowski	1-0
McCain, Roach, Proctor, Filipowski, Young	1-1

#### > Most recent lineup

### DUKE BY THE NUMBERS

Seasons of Men's Basketball	119th in 2023-24
Total Games	3,214
Duke all-time record	2,289-925 (.712)
Duke all-time ACC record (regular season only)	711-349 (.671)
Duke record at Cameron Indoor Stadium	956-173 (.847)
ACC Championships	22 (last in 2022-23)
NCAA Tournament Appearances	45 (last in 2022-23)
NIT Postseason Appearances	5 (last in 1980-81)
20+ Win Seasons	57 (last in 2022-23)
30+ Win Seasons	16 (last in 2021-22)
AP Top 10 Finishes	38 (last in 2021-22)
AP No. 1 Finishes	8 (last in 2018-19)
Years Ranked No. 1 in the country (AP only)	24 (last in 2021-22)
Overtime Games	135 (70-65)
Duke 100-Point Games	196 (190-6)
National Players of the Year	13 honors by 11 players (last in 2018-19)
National Defensive Players of the Year	9 honors by 6 players (last in 2005-06)
National Freshman of the Year	7 (last in 2022-23)
All-American Honors	75 (last in 2021-22)
Academic All-American Honors	20 (last in 2015-16)
ACC Players of the Year	18 (last in 2019-20)
ACC Freshmen of the Year	14 (last in 2022-23)
ACC Defensive Players of the Year	5 (last in 2021-22)

**CURRENT OPPONENT: NOTRE DAME FIGHTING IRISH**



**Season Stats**

Duke (16-5, 7-3 ACC)  
Notre Dame (7-15, 2-9 ACC)

PPG	OPP. PPG	FG%	3FG%	FT%	RPG	APG	BPG	SPG	FOUL
81.1	68.4	.484	.381	.736	35.8	15.6	3.9	6.6	16.0
61.9	65.5	.401	.303	.724	36.5	9.6	2.6	6.0	14.9

**NOTES & CONNECTIONS**

- » Wednesday's game is the 39th meeting in the series, with the Blue Devils leading, 30-8, including a 10-2 edge in Durham.
- » Since joining the ACC, the series favors Duke, 11-6 (9-4 in the regular season), and the Blue Devils have won 10 of the last 11.
- » Four of the meetings have come in the ACC Tournament (2-2), with Duke winning 75-69 in the 2017 championship game and 88-70 in the 2018 quarterfinals -- both in Brooklyn.
- » Last season's 68-64 Duke win on Feb. 14 in Durham was sealed by a Mark Mitchell corner 3-pointer with 11 seconds remaining and aided by Kyle Filipowski's team-high 22 points.
- » Freshman guard Markus Burton tops the Fighting Irish in with 16.0 points, 4.1 assists and 1.7 steals per game.
- » Notre Dame ranks second in the ACC and 37th nationally in scoring defense, holding opponents to 65.5 points per game.
- » First-year Notre Dame head coach Micah Shrewsberry spent six seasons (2013-19) as an assistant coach with the Boston Celtics, working with former Duke standout Jayson Tatum.
- » Shrewsberry's son, Braeden, is a freshman guard for the Fighting Irish, averaging 9.1 points and 2.3 rebounds in 26.3 minutes per contest.

**THE SERIES**

Overall	Duke leads, 30-8
In Durham, N.C.	Duke leads, 10-2
at Cameron Indoor Stadium	Duke leads, 10-2
In South Bend, Ind.	Duke leads, 9-4
at Purcell Pavilion	Duke leads, 9-4
Neutral Sites	Duke leads, 11-2
Last Meeting	Duke 67, @Notre Dame 59 (Jan. 6, 2024)

**ON THIS DATE: FEB. 7**

- » Duke is 23-9 overall on Feb. 7, having won 10 of the last 13 games played on this date.
- » The Blue Devils and Fighting Irish have met twice on Feb. 7 (1988 and 2015), both Duke wins in Durham.
- » The last time Duke and Notre Dame played on this date in was a clash of top-10 teams, as No. 4 Duke beat No. 10 Notre Dame by 30 points, 90-60.

**SERIES FACTS**

Overall Streak	W3
Home Streak	W1
Road Streak	W5
Last Home Win	68-64 (Feb. 14, 2023)
Last Road Win	67-59 (Jan. 6, 2024)
Last Neutral Win	88-70 (March 8, 2018)
Last Home Loss	89-93 (Feb. 9, 2021)
Last Road Loss	73-77 (Jan. 28, 2015)
Last Neutral Loss	79-84, OT (March 10, 2016)
Largest Winning Margin	34 (94-60, Feb. 15, 2020)
Largest Losing Margin	19 (68-87; Feb. 9, 1974)
Most Points Scored	111 (111-82; Nov. 26, 1998)
Most Points Allowed	95 (91-95; Jan. 16, 2016)
Fewest Points Scored	57 (57-43; Jan. 31, 2022)
Fewest Points Allowed	43 (57-43; Jan. 31, 2022)
High Scoring Game, Duke	35, Jack Marin (Feb. 9, 2016)
High Scoring Game, Opp.	34, Monty Williams (Jan. 26, 1994)

**NEXT OPPONENT: BOSTON COLLEGE EAGLES**

Game #23 • Home Game #14 • Saturday, Feb. 10 • **#9 Duke vs. Boston College** • 2:00 p.m. ET • Cameron Indoor Stadium • Durham, N.C. • TV: ESPN



**Season Stats**

Duke (16-5, 7-3 ACC)  
Boston College (13-8, 4-6 ACC)

PPG	OPP. PPG	FG%	3FG%	FT%	RPG	APG	BPG	SPG	FOUL
81.1	68.4	.484	.381	.736	35.8	15.6	3.9	6.6	16.0
76.4	72.5	.465	.364	.744	34.8	13.9	3.7	6.3	15.8

**NOTES & CONNECTIONS**

- » Duke has won eight straight in the series with Boston College for a 28-3 all-time series lead.
- » The Blue Devils are undefeated (13-0) when hosting BC in Durham.
- » Duke has won 21 of the 23 meetings vs. BC in the ACC regular season.
- » Seven-foot forward/center Quinten Post ranks ninth in the ACC in scoring (16.2 ppg), eighth in rebounding (7.6 rpg) and fifth in blocked shots (1.8 bpg).
- » Junior guard Jaeden Zackery is the fifth-leading playmaker in the ACC with 4.3 assists per contest.
- » BC ranks fifth in the conference in 3-point percentage, connecting on 36.4% from long distance.
- » Last season, the Eagles registered three victories over nationally-ranked opponents.
- » Earl Grant is in his third season as BC's head coach.

**THE SERIES**

Overall	Duke leads, 28-3
In Durham, N.C.	Duke leads, 13-0
at Cameron Indoor Stadium	Duke leads, 13-0
In Chestnut Hill, Mass.	Duke leads, 11-2
at Conte Forum	Duke leads, 11-2
Neutral Sites	Duke leads, 4-1
Last Meeting	Duke 65, @BC 64 (Jan. 7, 2023)

**ON THIS DATE: FEB. 10**

- » Duke is 23-10 overall on Feb. 10, and is riding a nine-game win streak on this date since 1987.
- » The lone time the Blue Devils and Eagles have met on Feb. 10 was in 2013, a 62-61 road win for No. 4 Duke.
- » The last time Duke played in Durham on Feb. 10 was in 2020, a top-10 showdown between the seventh-ranked Blue Devils and No. 8 Florida State, with the home team earning a 70-65 victory.

**SERIES FACTS**

Overall Streak	W8
Home Streak	W13
Road Streak	W3
Last Home Win	75-59 (Dec. 3, 2022)
Last Road Win	65-64 (Jan. 7, 2023)
Last Neutral Win	86-51 (March 9, 2021)
Last Home Loss	--
Last Road Loss	89-84 (Dec. 9, 2017)
Last Neutral Loss	74-73 (March 17, 1984)
Largest Winning Margin	39 (88-49, Dec. 31, 2019)
Largest Losing Margin	6 (80-74, Feb. 15, 2009)
Most Points Scored	100 (Nov. 16, 1990)
Most Points Allowed	89 (Dec. 9, 2017)
Fewest Points Scored	62 (Feb. 10, 2013)
Fewest Points Allowed	49 (Dec. 31, 2019)
High Scoring Game, Duke	34, Jay Williams (Jan. 16, 2001)
High Scoring Game, Opponent	30, Ky Bowman (Dec. 9, 2017)

**DUKE VERSUS THE ACC**

	Membership	Overall			Home			Away			Neutral			Unknown Venue			Cameron Indoor			ACC Regular Season			ACC Tournament			Strk	10	
		W	L	Pct.	W	L	Pct.	W	L	Pct.	W	L	Pct.	W	L	Pct.	W	L	Pct.	W	L	Pct.	W	L	Pct.			
Boston College	2005-present	28	3	.903	13	0	1.000	11	2	.846	4	1	.800	-	-	-	13	0	1.000	21	2	.913	3	0	1.000	W8	9-1	
Clemson	1953-present	115	33	.777	66	4	.943	39	25	.609	10	4	.714	-	-	-	63	4	.940	96	27	.780	7	4	.636	W1	8-2	
Florida State	1991-present	43	11	.796	24	2	.923	16	8	.667	2	1	.667	1	0	1.000	24	2	.923	39	10	.792	2	1	.667	W2	8-2	
Georgia Tech	1979-present	78	25	.757	39	5	.886	30	17	.638	9	3	.750	-	-	-	39	5	.886	58	18	.763	7	3	.700	W1	8-2	
Louisville	2014-present	14	9	.609	4	3	.571	5	4	.556	5	2	.714	-	-	-	4	3	.571	7	5	.583	2	0	1.000	W4	7-3	
Miami	2004-present	25	10	.714	12	3	.800	9	7	.563	4	0	1.000	-	-	-	12	3	.800	17	9	.654	4	0	1.000	W1	7-3	
North Carolina	1953-present	117	144	.448	56	51	.523	39	65	.375	22	28	.400	-	-	-	47	39	.547	65	76	.461	14	9	.603	L1	5-5	
NC State	1953-present	151	103	.594	67	30	.691	48	44	.522	23	17	.575	13	12	.520	54	26	.675	76	51	.598	17	9	.654	W1	6-4	
<b>Notre Dame</b>	<b>2013-present</b>	<b>30</b>	<b>8</b>	<b>.789</b>	<b>10</b>	<b>2</b>	<b>.833</b>	<b>9</b>	<b>4</b>	<b>.692</b>	<b>11</b>	<b>2</b>	<b>.846</b>	-	-	-	<b>10</b>	<b>2</b>	<b>.833</b>	<b>9</b>	<b>4</b>	<b>.692</b>	<b>2</b>	<b>2</b>	<b>.500</b>	<b>W3</b>	<b>9-1</b>	
Pittsburgh	2013-present	17	9	.654	7	4	.636	8	4	.667	2	1	.667	-	-	-	7	3	.700	10	3	.769	1	0	1.000	L1	8-2	
Syracuse	2013-present	16	6	.727	6	2	.750	5	2	.714	5	2	.714	-	-	-	6	2	.750	11	4	.733	2	0	1.000	W9	9-1	
Virginia	1953-present	123	54	.695	59	11	.843	43	36	.544	21	6	.778	0	1	.000	54	10	.844	88	36	.710	15	4	.789	L1	6-4	
Virginia Tech	2004-present	53	13	.803	23	1	.958	14	9	.609	12	2	.857	4	1	.800	19	1	.950	20	8	.714	2	1	.667	W2	6-4	
Wake Forest	1953-present	179	80	.691	81	18	.818	52	41	.565	33	9	.786	13	12	.520	66	16	.805	90	46	.662	14	4	.778	W1	8-2	
<b>Totals vs. current members</b>		<b>989</b>	<b>507</b>	<b>.661</b>	<b>467</b>	<b>136</b>	<b>.774</b>	<b>328</b>	<b>267</b>	<b>.551</b>	<b>163</b>	<b>78</b>	<b>.676</b>	<b>31</b>	<b>26</b>	<b>.668</b>	<b>418</b>	<b>116</b>	<b>.783</b>									
Maryland	1953-2014	114	63	.644	56	16	.778	41	35	.539	16	10	.615	1	2	.333	54	14	.794	79	41	.658	11	8	.579			
South Carolina	1953-1971	57	20	.740	27	5	.844	14	11	.560	9	3	.750	7	1	.875	21	4	.840	25	9	.735	6	1	.857			
<b>Totals vs. all-time members</b>																				<b>711</b>	<b>349</b>	<b>.671</b>	<b>109</b>	<b>46</b>	<b>.703</b>			

## DUKE GAME NOTES

### Last Time Out

- » Three Blue Devils finished with at least 20 points, but No. 7 Duke dropped a rivalry matchup at No. 3 North Carolina, 93-84, on Saturday, Feb. 3.
- » **Jared McCain** led the team with 23 points and was joined by **Kyle Filipowski**, **Jeremy Roach** and **Mark Mitchell** in double-figures, with 22, 20 and 11, respectively.
- » McCain grabbed a team-high 11 rebounds, logging his second career double-double and matching his career-high for boards.
- » Three different Blue Devils finished with at least 20 points for the first time since Feb. 26, 2022, when Mark Williams, Paolo Banchemo and AJ Griffin all did so at Syracuse.
- » The Blue Devils shot 50.7% from the field (35-of-69), making more than half of their shots for the ninth time this season.
- » Duke's 54 points in the paint match the second-most by the Blue Devils this season and the highest total in their ACC contests.

### Scheyer Tops Duke Head Coaches in First 50 Games

- » **Jon Scheyer** coached his 50th game at the helm of the program at Notre Dame on Jan. 6.
- » Scheyer posted a record of 38-12 in his first 50 games - the most wins by a Duke head coach through their first 50 contests.

### Flip Doubles Up on Double-Doubles

- » Sophomore **Kyle Filipowski** has tallied double-doubles in seven of Duke's last 16 games, moving his career total to 23 double-doubles in 57 games played.
- » Through 21 games as a sophomore, Filipowski is on pace to improve in nearly all statistical categories, including already surpassing his freshman totals in blocks and assists.
- » Filipowski has tallied 58 dimes (56 in 2022-23) and has already blocked 38 shots, after swatting a total of 26 attempts during his freshman year.
- » Filipowski scored 26 points on 11-of-12 shooting from the field at Pittsburgh (Jan. 9), marking the best shooting performance by a Blue Devil with at least 10 attempts since Zion Williamson finished 13-of-13 against Syracuse on March 14, 2019.
- » He amassed a career-high 30 points with 13 boards, four assists, two blocked shots and two steals without committing a turnover versus Georgia Tech (Jan. 13), becoming the first Duke player with a 30-point double-double and no turnovers in the past 40 seasons.
- » The sophomore center was just two assists shy of triple-double with 28 points, 12 rebounds and eight helpers versus Hofstra (Dec. 12).

### Taking Care of the Rock

- » Through 21 games, Duke has been one of the best teams in the country at limiting turnovers.
- » Duke ranks 13th nationally in assist/turnover ratio (1.65) and 14th in fewest turnovers (9.5 per game).
- » According to KenPom, the Blue Devils currently have the 12th-lowest turnover percentage nationally, coming in at 13.7%.
- » **Jeremy Roach** tops the ACC and ranks 23rd in the nation in assist/turnover ratio (3.05), while **Tyrese Proctor** is positioned fourth in the conference and 37th nationally (2.83).

### Mitchell Makes His Mark

- » **Mark Mitchell** returned to the starting lineup at Louisville (Jan. 23) with a 20-point, 12-rebound double-double.
- » Mitchell's performance against the Cardinals was his second 20-10 double-double across his prior three games played.
- » The 20-point effort marked Mitchell's fourth career outing with 20 points or more, and he now has 29 career game with at least 10 points.
- » Duke is 26-3 when the sophomore forward reaches double digits in the scoring column.

### Emergence of McCain

- » After averaging 7.6 points per outing in the first eight games of the season, **Jared McCain** has reached the 20-point mark in six of the last 13 games, shooting 75-of-152 (49.3%) from the field, 32-of-81 (39.5%) from beyond the arc and 27-of-30 (90.0%) from the free-throw line to average 16.1 points per contest during that stretch.
- » The freshman guard scored a career-high 24 points on 9-of-14 shooting from the field, including 4-of-9 from long distance, to lead Duke to a 106-69 victory over Queens (Dec. 30).
- » Against Syracuse (Jan. 2), McCain nailed all four of his 3-point shots after intermission to finish with 18 points.
- » In a top-10 rivalry matchup at North Carolina (Feb. 3), McCain recorded his second double-double of his freshman campaign with team highs of 23 points and 11 caroms.
- » McCain has made two 3-pointers or more in 15 games this season. The Blue Devils are 13-2 when McCain makes at least two triples.
- » The 6-3 guard has secured double-digit rebounds four times this season, including a high of 11 boards twice.

### Duke's Three-Point Streak

- » Duke has connected on at least one three-pointer in 1,210 straight games, the second-longest streak nationally.
- » It has been more than 30 years since Duke was held without a three-point field goal -- Dec. 30, 1989, versus Hawai'i.

### 75th Anniversary of Associated Press Top 25 - Duke Dominates Past Three Decades

- » To celebrate the 75th anniversary of its Top 25, the Associated Press compiled its weekly polls to determine the best programs of each decade. Duke was crowned the top program for the 1990s, 2000s, and 2010s.
- » In the 1990s, Duke won back-to-back national championships in 1991 and 1992, and started a run of 24 consecutive NCAA Tournament appearances in 1996.
- » In the 2000s, the Blue Devils won two more national titles in 2001 and 2010, and went on to spend nearly 60% of the time inside the top five of the AP Top 25 -- including 40 weeks at No. 1.
- » In the 2010s, Duke captured its fifth national championship in 2015, and tallied 33 weeks at No. 1 and 86% of the AP polls (167 of 194) inside the top 10 from 2010-20.

### The Blue Devils Have Won Nearly 85% of Games at Cameron Indoor Stadium

- » Duke has posted an all-time record of 956-173 (.847) at Cameron Indoor, that included a 572-76 (.883) record under Coach K.
- » Duke has won more games at its current home venue than any team in college basketball.
- » Now in its 85th season as the home of the Blue Devils, Duke has averaged 11.1 wins since the venue opened January 6, 1940 -- a 36-27 win over Princeton.

### Sellout Streak Still Staying Strong

- » Duke has sold out 518 consecutive games at Cameron Indoor Stadium. The last time Duke did not have a sellout at home was on Nov. 16, 1990, against Boston College.
- » The sellout figure is the longest current streak (by time) in either men's college basketball or the NBA.
- » Duke's record at Cameron during the sellout streak is 470-48 (.907).

#### MOST WINS BY DUKE COACH IN FIRST 50 GAMES

Head Coach (First Season) - Record	
<b>Jon Scheyer (2022-23)</b>	<b>38-12</b>
Eddie Cameron (1928-29)	36-14
Vic Bubas (1959-60)	35-15
Bucky Waters (1969-70)	34-16
Harold Bradley (1950-51)	32-18
Gerry Gerard (1942-43)	31-19
Mike Krzyzewski (1980-81)	26-24
Bill Foster (1974-75)	26-24

#### KenPom Player of the Year

Rankings (as of Feb. 5)	
Zach Edey, Purdue	2.405
DaRon Holmes, Dayton	1.570
Johni Broome, Auburn	1.512
Tristen Newton, Connecticut	1.471
<b>Kyle Filipowski, Duke</b>	<b>1.468</b>
Jaedon LeDee, San Diego St.	1.439
Mark Sears, Alabama	1.396
Dalton Knecht, Tennessee	1.384
Jamal Shead, Houston	1.340
RJ Davis, North Carolina	1.339

#### CONSECUTIVE GAMES WITH A 3-POINT FIELD GOAL | ACTIVE

Rk	School	Games	Next Game
1.	UNLV	1,213	vs. New Mexico (2/10)
2.	<b>Duke</b>	<b>1,210</b>	<b>vs. Notre Dame (2/7)</b>
3.	East Tennessee State	1,147	vs. Wofford (2/7)

*Through games played on 2/5 based on available data*

#### MOST WINS AT CURRENT HOME VENUE | NCAA

Rk	Team (Venue)	W	L	Pct.	Opened
1.	<b>Duke (Cameron Indoor)</b>	<b>956</b>	<b>173</b>	<b>.847</b>	<b>1940</b>
2.	Penn (The Palestra)	865	413	.677	1927
3.	Kansas (Allen Fieldhouse)	857	117	.880	1955
4.	Oklahoma State (Gallagher-Iba)	856	257	.769	1938
5.	Vanderbilt (Memorial Gym)	808	260	.756	1952
6.	UCLA (Pauley Pavilion)	795	130	.859	1965

*Through games played on 2/5 based on available data*

#### DUKE ALL-TIME AT CAMERON INDOOR STADIUM

Overall Record	956	173	.847
ACC regular-season games	419	110	.792
Non-conference games	449	41	.916
When ranked in AP Top 25	649	67	.906

#### MOST 1,000 POINT SCORERS BY SCHOOL

1.	North Carolina	81
2.	Louisville	69
3.	<b>DUKE</b>	<b>68</b>
4.	Notre Dame	67
	Villanova	67
6.	Kansas	66
7.	Syracuse	65
8.	Kentucky	61
9.	Ohio State	60
	UCLA	60

*as of Nov. 12, 2023 -- as reported by each school*

#### CONSECUTIVE SEASONS RANKED IN TOP 10 | AP POLL

Rk	Team	No.
1.	<b>Duke</b>	<b>28</b>
2.	Kansas	18
3.	Kentucky	14

**Historic Debut for Head Coach Jon Scheyer**

- » Former Duke All-American and two-time team captain **Jon Scheyer** made history with his head-coaching debut last season. He became just the third coach in ACC history to win the ACC Tournament in their first season and is the first to win an ACC title as both a player (2009, 2010) and as a coach (2023).
- » Scheyer was named a finalist for the Joe. B Hall Award, given to the best first-year head coach, as the Blue Devils finished ranked No. 12 in the final *Associated Press* poll, captured the program's 22nd ACC Tournament title, reached the NCAA Tournament for the 45th time and posted an overall record of 27-9 and a conference record of 14-6.
- » Duke entered the NCAA Tournament on a nine-game winning streak -- just three other Duke teams in history entered the NCAA Tournament on longer winning streaks (1999, 27-game streak; 1963, 18-game; 1986, 16-game). The Blue Devils pushed the streak to 10 games with a win over Oral Roberts in the first round.
- » The Northbrook, Ill., native has been integral in the recruiting and development of several young Duke stars since joining the staff, and as head coach, has landed the nation's No. 1-ranked recruiting class (2022-23) and No. 2-ranked recruiting class (2023).
- » Duke has signed a top-three recruiting class per ESPN in every season since Scheyer joined the staff, including the No. 1 class five times in 10 seasons (2014, 2015, 2017, 2018, 2022).

**Continuity From Last Season**

- » Duke returns 60.4 points per game from last year's roster, the most by a Duke team since the 2008-09 season, and brings back 77.9% of points scored in 2022-23 -- the most since the 2007-08 Duke team returned 81.3%.
- » Four different players who made 30 or more starts in 2022-23 have returned to Durham, which marks the first time in Duke lore since the 2000-01 roster that included **Shane Battier**, **Carlos Boozer**, **Nate James** and **Jay Williams**. The 2000-01 team went on to win Duke's third national championship.

**Trio of Captains**

- » Three players have been selected as team captains for the 2023-24 season -- **Tyrese Proctor**, **Jeremy Roach** and **Ryan Young**.
- » Roach serves as captain for the second straight year, after serving as the team's lone captain last season.
- » Both Proctor and Young are first-time captains. Proctor is just the fourth sophomore in program history to serve as team captain, joining **Tre Jones** (2020) and **Greg Paulus** and **Josh McRoberts** (2007).

**Four on Preseason Positional Awards**

- » The Naismith Memorial Basketball Hall of Fame announced its preseason watch lists for national positional awards, with four different Blue Devils earning recognition: **Tyrese Proctor**, Bob Cousy Point Guard of the Year; **Jeremy Roach**, Jerry West Shooting Guard of the Year; **Mark Mitchell**, Julius Erving Small Forward of the Year; and **Kyle Filipowski**, Karl Malone Power Forward of the Year.

**Scheyer Announces Early Signing Period Class**

- » Head coach **Jon Scheyer** announced his second No. 1 recruiting class in three years with the signing of five players to the class of 2024 during the NCAA early signing period - Cooper Flagg, Isaiah Evans, Kon Knueppel, Patrick Ngongba II and Darren Harris.
- » The top-ranked class would mark the third consecutive top-two class for Scheyer, after inking the top class for 2022 and the No. 2 group in 2023.
- » The five-player class is led by No. 1 overall prospect, Cooper Flagg, and includes four ranked in the top 20 by 247Sports.
- » Four of the signees are rated as the top player in their respective states by either ESPN or 247Sports - Flagg (Maine), Evans (North Carolina), Knueppel (Wisconsin) and Ngongba II (Virginia).
- » Flagg, Evans and Ngongba were announced to the USA men's basketball roster for the 2024 Nike Hoop Summit, scheduled for April 13, in Portland, Oregon.

**Freshman Class Ranked No. 2 Nationally -- Duke's 10th Consecutive Top-3 Class**

- » The second class fully recruited and signed by Scheyer was ranked No. 2 nationally by both *ESPN* and *247Sports*.
- » It marked the second consecutive top-two class signed by Scheyer after inking the nation's No. 1 class in 2022 for his first season as Duke's head coach.
- » The class was made up of four players, all ranked in 247Sports' top 25, and three were ranked as the top player in their respective states per ESPN. **Jared McCain** was 10th on ESPN's Top 100, while **TJ Power**, **Sean Stewart** and **Caleb Foster** rounded out the class at No. 17, 22 and 23, respectively, in 247Sports' rankings.
- » The class included two McDonald's All-Americans (Stewart, McCain), two named the Gatorade Player of the Year in their state (McCain, Power) and all four made the roster for the Jordan Brand Classic.

**Duke Adds Two More McDonald's All-Americans**

- » Following the announcement of the 2024 McDonald's All-American Game rosters, Duke has signed 92 McDonald's All-Americans all-time -- the most of any NCAA program.
- » The Blue Devils' most recent selections are **Cooper Flagg** and **Isaiah Evans**, while current Blue Devils **Jeremy Roach** (2020), **Mark Mitchell** (2022), **Jared McCain** (2023) and **Sean Stewart** (2023) are also on Duke's roster.
- » Duke has added at least one McDonald's All-American in 40 consecutive years.

**New Faces on the Bench**

- » Scheyer made two new hires to Duke's coaching staff during the offseason -- **Will Avery** and **Emanuel Dildy**.
- » Avery, who starred at Duke from 1997 to 1999, had spent the last four seasons assisting with various aspects of the program while completing his undergraduate degree in African American studies. He left Duke after his sophomore year as the 14th overall pick by Minnesota in the 1999 NBA Draft.
- » Regarded in the coaching ranks as one of the nation's top recruiters, Dildy spent three years on the staff as an assistant coach under Chris Collins at Northwestern from 2018-21. He comes to Duke after a two-year stint as assistant coach for Porter Moser at Oklahoma.
- » On Nov. 28, Scheyer announced the hiring of former Blue Devil captain, **Justin Robinson**, as the team's director of player development. Robinson, a four-year letterwinner and member of ACC Championship teams in 2017 and 2019, finished his five seasons at Duke as a team captain in 2019-20.

**NBA Season Begins with 24 Blue Devils on Opening Day Rosters**

- » When the NBA season began on Oct. 24, Duke had 24 members of The Brotherhood on opening-day rosters.
- » The list was compiled from the NBA's official opening-day rosters (including two-way and inactive lists) and includes any Blue Devil that played and finished their college basketball careers at Duke.
- » Duke's players are spread across the country at a total of 18 NBA franchises, including a trio of Blue Devils with the Dallas Mavericks (**Kyrie Irving**, **Seth Curry**, **Dereck Lively II**), and duos in Atlanta (**Jalen Johnson**, **AJ Griffin**), Orlando (**Paolo Banchero**, **Wendell Carter Jr.**), Brooklyn (**Harry Giles**, **Dariq Whitehead**) and New Orleans (**Zion Williamson**, **Brandon Ingram**).
- » Duke's two first-round picks from the 2022-23 squad, Lively and Whitehead, are set to make their NBA debut this season. Lively had a historic debut, becoming the first player in NBA history to record at least 15 points and 10 rebounds while shooting better than 85 percent from the field in an NBA debut.
- » Whitehead, the third-youngest player in the NBA this season, made his NBA debut on Nov. 25, following offseason surgery and resulting rehab.
- » Duke's two dozen players also join a long list of former players, coaches, managers and Duke graduates that serve on NBA coaching staffs or in front office roles for 26 of the league's 30 teams. That includes former Hall of Fame head coach **Mike Krzyzewski**, who joined the NBA this summer as a special advisor, 1984 Duke graduate **Adam Silver** (NBA Commissioner), **Grant Hill** (part owner of the Atlanta Hawks), **Elton Brand** (General Manager of the Philadelphia 76ers), **Trajan Landon** (General Manager of the New Orleans Pelicans), **Quin Snyder** (Head Coach of the Atlanta Hawks) and **Mike Dunleavy** (General Manager of the Golden State Warriors).

ACC PRESEASON POLL (first-place votes in parentheses)	
1. Duke (44), 757	
2. Miami (5), 693	
3. North Carolina (1), 670	
4. Virginia (1), 593	
5. Clemson, 570	
6. Wake Forest, 440	
7. NC State, 420	
8. Virginia Tech, 390	
9. Pitt, 380	
10. Syracuse, 321	
11. Florida State, 294	
12. Boston College, 227	
13. Georgia Tech, 157	
14. Louisville, 108	
15. Notre Dame, 100	

DUKE'S ESPN.COM RECRUITING CLASS RANKINGS	
2009	9
2010	6
2011	2
2012	12
2013	15
2014	>>> 1
2015	1
2016	2
2017	1
2018	1
2019	2
2020	2
2021	3
2022	1
2023	2
>>> Scheyer's first season on staff	

MOST McDONALD'S ALL-AMERICANS SIGNED	
1. Duke	92
2. North Carolina	76
3. Kentucky	70
> through 2024 class	

BLUE DEVILS IN THE NBA	
Grayson Allen - Phoenix	
Marvin Bagley III - Washington	
Paolo Banchero - Orlando	
RJ Barrett - Toronto	
Maques Bolden - Milwaukee	
Wendell Carter Jr. - Orlando	
Seth Curry - Dallas	
Harry Giles III - Brooklyn	
AJ Griffin - Atlanta	
Brandon Ingram - New Orleans	
Kyrie Irving - Dallas	
Jalen Johnson - Atlanta	
Tre Jones - San Antonio	
Tyus Jones - Washington	
Luke Kennard - Memphis	
Dereck Lively II - Dallas	
Wendell Moore Jr. - Minnesota	
Mason Plumlee - Charlotte	
Cam Reddick - LA Lakers	
Jayson Tatum - Boston	
Gary Trent Jr. - Toronto	
Dariq Whitehead - Brooklyn	
Mark Williams - Charlotte	
Zion Williamson - New Orleans	

## HEAD COACH JON SCHEYER



BIO

Former Duke All-American and two-time team captain Jon Scheyer is the 20th head coach in Duke University's storied basketball history. He was named to the position on June 4, 2021, succeeding Hall of Fame head coach Mike Krzyzewski.

Scheyer, who enters his second season as head coach in 2023-24, has vast experience on the Duke bench, having served on Krzyzewski's staff since the 2013-14 season. His previous roles with the Blue Devils include special assistant, assistant coach and the previous three years as associate head coach. Scheyer and Duke agreed to a new six-year contract in October of 2023, extending him through the 2028-29 season.

The 35-year-old Scheyer was among the youngest head coaches in Division-I men's basketball, and the youngest at a power conference institution. He was named to *The Athletic's* 40 Under 40 in college sports in 2022, and was previously touted as one of the best assistant coaches in college basketball.

As a player, Scheyer sparked the Blue Devils to two ACC championships and the 2010 NCAA title as a player from 2007-10. In his time on the coaching staff, he has helped Duke compile a 272-80 (.773) record, a national championship (2015), two Final Fours (2015, 2022) and three ACC Tournament crowns (2017, 2019, 2023).

The Northbrook, Ill., native has been integral in the recruiting and development of several young Duke stars since joining the staff, and landed the nation's No. 1-ranked recruiting class for the 2022-23 campaign and No. 2-ranked class for 2023-24.

Duke has signed a top-three recruiting class per ESPN in every season since Scheyer joined the staff, including the No. 1 class five times in 10 seasons (2014, 2015, 2017, 2018, 2022).

[CLICK HERE FOR COACH SCHEYER'S FULL BIO](#)

### SCHEYER QUICK FACTS

Born	August 24, 1987
High School	Glenbrook North, Northbrook, Ill.
College Career	Four-year letterman, Duke, 2007-2010
College Degree	B.A., History, Duke, 2010
College Honors	Co-captain, 2009, 2010 Consensus Second Team All-America, 2010 All-NCAA Final Four Team, 2010 First Team All-ACC, 2010 NCAA Tournament All-South Region, 2010 ACC Tournament MVP, 2009 All-Preseason NIT, 2009
Coaching Career	Special Assistant, Duke, 2013-14 Assistant Coach, Duke, 2014-18 Associate Head Coach, Duke, 2018-22 Head Coach, Duke, 2022-present
Family	Wife, Marcelle (married May 2017) Children, Noa (born January 2018) Jett (born August 2019) James (born May 2022)

### SCHEYER BY THE NUMBERS

<b>27.6</b>	Average number of wins per season while at Duke
<b>.779</b>	Career winning percentage as coach and player
<b>10</b>	Top-3 recruiting classes in nine years on staff
<b>5</b>	ACC Tournament titles (2009, 2010, 2017, 2019)
<b>2</b>	National Championships (2010, 2015)
<b>25</b>	All-ACC selections coaches (11 First Team picks)
<b>11</b>	All-Americans coached (5 consensus First Team picks)
<b>15</b>	Major ACC award winners coached (4 Players of the Year)
<b>38</b>	NBA Draft picks coached (2 overall No. 1 picks)

"I've said many times that Jon Scheyer is one of the smartest coaches in the country. He showed that repeatedly as a member of our staff the past eight seasons. He is ready for this amazing opportunity and clearly recognizes the significance of the position in which he finds himself. He understands the unique culture of Duke Basketball and he and his staff will carry it forward in an ever-changing college athletics environment. Jon is a rising star in the profession and Duke could not be in better hands moving forward." -- MIKE KRZYZEWSKI

### JON SCHEYER YEAR-BY-YEAR AT DUKE

Playing Career		Overall	ACC	ACC Tournament	NCAA Tournament
2006-07	Freshman Guard	22-11	8-8 (T6th)	First Rd (0-1)	NCAA First Rd (0-1)
2007-08	Sophomore Guard	28-6	13-3 (2nd)	Semifinals (1-1)	NCAA Second Rd (1-1)
2008-09	Junior Guard	30-7	11-5 (T2nd)	Champion (3-0)	NCAA Sweet 16 (2-1)
2009-10	Senior Guard	35-5	13-3 (T1st)	Champion (3-0)	NCAA Champion (6-0)
<b>Career</b>		<b>115-29 (.799)</b>	<b>45-19 (.703)</b>	<b>7-2 (.778)</b>	<b>9-3 (.750)</b>
Coaching Career		Overall	ACC	ACC Tournament	NCAA Tournament
2013-14	Special Assistant	26-9	13-5 (3rd)	Finals (2-1)	NCAA First Rd (0-1)
2014-15	Assistant Coach	35-4	15-3 (2nd)	Semifinals (1-1)	NCAA Champion (6-0)
2015-16	Assistant Coach	25-11	11-7 (T5th)	Quarterfinals (1-1)	NCAA Sweet 16 (2-1)
2016-17	Assistant Coach	28-9	11-7 (T5th)	Champion (4-0)	NCAA Second Rd (1-1)
2017-18	Assistant Coach	29-8	13-5 (2nd)	Semifinals (1-1)	NCAA Elite Eight (3-1)
2018-19	Associate Head Coach	32-6	14-4 (3rd)	Champion (3-0)	NCAA Elite Eight (3-1)
2019-20	Associate Head Coach	25-6	15-5 (4th)	Quarterfinals (0-0)*	--
2020-21	Associate Head Coach	13-11	9-9 (10th)	Quarterfinals (2-0)**	--
2021-22	Associate Head Coach	32-7	16-4 (1st)	Finals (2-1)	NCAA Semifinals (4-1)
2022-23	Head Coach	27-9	14-6 (4th)	Champion (3-0)	NCAA Tournament (1-1)
2023-24	Head Coach	16-5	7-3	--	--
<b>Head Coach Totals</b>		<b>43-14 (.754)</b>	<b>21-9 (.700)</b>	<b>3-0 (1.000)</b>	<b>1-1 (.500)</b>
<b>Overall Coaching Totals</b>		<b>288-85 (.772)</b>	<b>138-58 (.704)</b>	<b>19-5 (.792)</b>	<b>20-7 (.741)</b>

\* Postseason canceled by COVID-19 pandemic; \*\* Season ended by Duke's COVID protocols

### CAREER RECORD

Overall Record	43-14
ACC Record (regular season & tournament)	24-9
Home	26-2
Road	8-9
Neutral	9-3
vs. AP Top 25	6-6

### SCHEYER'S DUKE CAREER STATS

	GP-GS	Min	FG	Pct	3FG	Pct	FT	Pct	Reb	Avg	PF	Ast	Turn	Blk	Stl	Pts	Avg
2006-07	33-32	1,112	113-284	.398	61-167	.365	115-136	.846	110	3.3	57	61	52	5	39	402	12.2
2007-08	34-1	963	115-259	.444	47-121	.388	120-135	.889	134	3.9	56	83	37	9	46	397	11.7
2008-09	37-35	1,214	146-368	.397	79-205	.385	179-214	.836	134	3.6	62	102	57	6	58	550	14.9
2009-10	40-40	1,470	212-531	.399	110-287	.383	194-221	.878	144	3.6	54	194	65	10	65	728	18.2
<b>Total</b>	<b>144-108</b>	<b>4,759</b>	<b>586-1,442</b>	<b>.406</b>	<b>297-780</b>	<b>.381</b>	<b>608-706</b>	<b>.861</b>	<b>522</b>	<b>3.6</b>	<b>229</b>	<b>440</b>	<b>211</b>	<b>30</b>	<b>208</b>	<b>2,077</b>	<b>14.4</b>

### 2022-23 IN REVIEW

#### SEASON SUMMARY

- » The 118th season of Duke Basketball ushered in a new era for the program with **Jon Scheyer** succeeding Hall of Famer **Mike Krzyzewski** as the 20th head coach in the team history.
- » In an historic debut campaign for Scheyer, the Blue Devils finished ranked No. 12 in the *Associated Press* poll, captured the program's 22nd ACC Tournament title, reached the NCAA Tournament for the 45th time and posted a 27-9 overall record and a 14-6 mark in ACC play.
- » Scheyer inherited one of the nation's youngest rosters, with junior captain **Jeremy Roach** as the lone returning starter from a Duke team that reached the Final Four in 2021-22.
- » Eighty percent of Duke's minutes in the 2022-23 season were logged by players not on the roster the previous year -- the highest percentage on record in team history.
- » Finding continuity towards the end of the season after a year full of injuries, Duke played 11 of its final 12 games with a full complement of players available and started the same lineup in 15 of its final 16 games. Duke finished the year with a 19-1 overall record in games with its full roster available -- was 8-8 otherwise.
- » Duke entered the NCAA Tournament on a nine-game winning streak -- just three other Duke teams in history entered the NCAA Tournament on longer winning streaks (1999, 27-game streak; 1963, 18-game; 1986, 16-game).
- » With a priority on defense and rebounding, the Blue Devils held opponents below their season scoring average 31 times and were 27-4 in those games. They out-rebounded 29 opponents and were 25-4 when doing so.
- » Duke's 63.6 points allowed were its fourth fewest since 1950-51 and the fewest since the school-record 61.0 allowed by the 2010 squad.
- » The tallest team in the nation, Duke used its length on the perimeter and height at the rim to finish as one of just three Division I teams in the NCAA's top 40 for scoring defense (30th), field goal defense (27th), three-point defense (24th) and blocked shots (37th) -- Houston and Connecticut were the others.
- » On the glass, Duke was fifth nationally and led the ACC in rebounding margin (+7.9), while also leading the ACC and ranking 21st in rebounds per game (38.7). Duke was second in the conference in total rebounds (38.7) and third in defensive boards (26.7).
- » Freshman **Kyle Filipowski** recorded 16 double-doubles to lead all Division I freshmen, rank second in the ACC overall and 11th nationally and was tied for the second most by a Duke freshman all-time. He led all power conference freshmen in rebound average and his 322 boards were tied for third most by a Duke freshman.
- » Filipowski was a second-team All-ACC pick and joined Roach (honorable mention) on the All-ACC Team. Filipowski, **Tyrese Proctor** and **Dereck Lively II** were each tapped to the ACC All-Freshman Team, while Lively also earned one of the five spots on the league's All-Defensive Team.
- » Once again emerging as a postseason star, Roach poured in a career-high 23 points in the ACC Tournament title game win over Virginia and dropped 23 more in the NCAA First Round win over Oral Roberts. As a sophomore the year prior, Roach averaged 11.8 points, shot .438 from the field and led the team with 20 assists in Duke's five-game run to the Final Four.
- » Roach and Filipowski were presented Duke's Most Valuable Player Awards at the team's annual banquet. Sophomore Jaylen Blakes was the recipient of both the Glenn E. "Ted" Mann Award, given to the reserve who most contributed to team morale, and the Dr. Deryl Hart Award for the team's top scholar athlete. The Pagliuca Family Coach's Award, given to the player that best exemplified the commitment and values of Duke Basketball, was presented to freshman Mark Mitchell. **Dereck Lively II** was honored as the team's Best Defensive Player.

**CURRENT STREAKS**

Overall	Lost 1
Unranked teams anywhere	Won 3
Ranked teams anywhere	Lost 1
Home	Won 1
Home ACC	Won 1
Home non-conference	Won 6
Home unranked non-conference	Won 25
Home ranked teams	Lost 1
Home unranked teams	Won 1
Road	Lost 1
Road ACC	Lost 1
Road ranked teams	Lost 4
Road unranked teams	Won 4
Neutral	Won 2
Neutral ranked teams	Won 2
Neutral unranked teams	Won 5

<b>Consecutive Made Free Throws</b>	Career	Season	
	Long*	Long	Active
Jared McCain	13	13	12
Jeremy Roach	20	20	5
Mark Mitchell	13	12	5
Tyrese Proctor	17	11	4
Jaylen Blakes	5	5	4
TJ Power	4	4	4
Sean Stewart	2	2	2
Kyle Filipowski	10	9	1
Ryan Young	19	7	--
Caleb Foster	8	8	--
Christian Reeves	3	1	--
Jaden Schutt	1	--	1
Spencer Hubbard	1	--	--

\*Duke career only

<b>Consecutive Games Played with 3-Point Field Goal</b>	Career	Season	
	Long	Long	Active
Jared McCain	7	7	5
Jeremy Roach	6	6	2
Kyle Filipowski	8	4	1
Tyrese Proctor	12	7	--
Caleb Foster	4	4	--
TJ Power	3	3	--
Mark Mitchell	3	1	--
Jaylen Blakes	3	1	--
Jaden Schutt	2	--	--
Ryan Young	> 2	--	--

> includes previous school

<b>Games Played</b>	2023-24	Career
Ryan Young	21 (16-5)	> 143 (76-67)
Kyle Filipowski	21 (16-5)	57 (43-14)
Jared McCain	21 (16-5)	21 (16-5)
Caleb Foster	21 (16-5)	21 (16-5)
Jeremy Roach	20 (16-4)	115 (85-30)
Jaylen Blakes	18 (14-4)	71 (57-14)
Tyrese Proctor	18 (12-5)	55 (41-14)
Mark Mitchell	18 (14-3)	53 (41-12)
Sean Stewart	18 (13-5)	18 (13-5)
TJ Power	14 (11-3)	14 (11-3)
Neal Begovich	5 (5-0)	> 20 (16-4)
Spencer Hubbard	5 (5-0)	11 (11-0)
Christian Reeves	3 (2-1)	16 (12-4)
Jaden Schutt	--	14 (11-3)
Stanley Borden	--	2 (2-0)

> includes previous school

Record in such games in ( )

<b>Starts</b>	Consecutive	Career
Kyle Filipowski	56	56 (43-13)
Jared McCain	20	20 (16-4)
Caleb Foster	12	12 (11-1)
Mark Mitchell	3	51 (41-10)
Tyrese Proctor	2	46 (34-12)
Jeremy Roach	--	92 (70-22)
Jaylen Blakes	--	3 (1-2)
Ryan Young	--	> 48 (15-33)

> includes previous school

Record in such games in ( )

**SEASON / CAREER TOTALS**

2023-24 Career

<b>Double Figure Scoring Games</b>	2023-24	Career
Kyle Filipowski	18	49 (39-10)
Jeremy Roach	14	63 (48-15)
Mark Mitchell	13	29 (26-3)
Jared McCain	13	13 (11-2)
Tyrese Proctor	10	28 (22-6)
Caleb Foster	6	6 (4-2)
Ryan Young	2	> 44 (22-22)
Jaylen Blakes	2	4 (3-1)
Sean Stewart	1	1 (1-0)

<b>20+ Point Games</b>	2023-24	Career
Kyle Filipowski	8	14 (10-4)
Jared McCain	6	6 (4-2)
Mark Mitchell	4	4 (4-0)
Jeremy Roach	3	11 (7-4)
Tyrese Proctor	2	2 (2-0)
Ryan Young	--	> 4 (4-0)

<b>30+ Point Games</b>	2023-24	Career
Kyle Filipowski	1	1 (1-0)

<b>10+ Rebound Games</b>	2023-24	Career
Kyle Filipowski	8	24 (20-4)
Jared McCain	4	4 (2-2)
Mark Mitchell	2	2 (2-0)
Sean Stewart	1	1 (1-0)
Ryan Young	--	> 8 (6-2)
Tyrese Proctor	--	1 (1-0)

<b>Double-Doubles</b>	2023-24	Career
Kyle Filipowski	7	23 (19-4)
Mark Mitchell	2	2 (2-0)
Jared McCain	2	2 (1-1)
Sean Stewart	1	1 (1-0)
Ryan Young	--	> 5 (4-1)
Tyrese Proctor	--	2 (2-0)
Jeremy Roach	--	1 (1-0)

<b>20-10 Games</b>	2023-24	Career
Kyle Filipowski	5	9 (7-2)
Mark Mitchell	2	2 (2-0)
Jared McCain	1	1 (0-1)
Ryan Young	--	> 2 (2-0)

<b>3+ Steal Games</b>	2023-24	Career
Jared McCain	3	3 (2-1)
Jaylen Blakes	2	3 (2-1)
Kyle Filipowski	1	7 (6-1)
Jeremy Roach	1	5 (4-1)
Sean Stewart	1	1 (1-0)
Caleb Foster	1	1 (0-1)
Ryan Young	--	> 2 (1-1)

<b>3+ Three-Point Field Goal Games</b>	2023-24	Career
Jared McCain	8	8 (7-1)
Kyle Filipowski	5	8 (5-3)
Jeremy Roach	4	14 (12-2)
Tyrese Proctor	4	9 (9-0)
Caleb Foster	2	2 (1-1)
Jaylen Blakes	1	3 (2-1)
TJ Power	1	1 (1-0)
Jaden Schutt	--	1 (1-0)

<b>Scoring Leaders</b>	2023-24	Career
Kyle Filipowski	7	23 (17-6)
Jared McCain	6	6 (4-2)
Mark Mitchell	3	5 (5-0)
Jeremy Roach	2	16 (12-4)
Tyrese Proctor	2	5 (3-2)
Caleb Foster	1	1 (1-0)
Jaylen Blakes	--	2 (1-1)
Ryan Young	--	2 (2-0)

<b>Rebounding Leaders</b>	2023-24	Career
Kyle Filipowski	12	34 (24-10)
Jared McCain	4	4 (2-2)
Mark Mitchell	3	5 (5-0)
Ryan Young	1	8 (6-2)
Sean Stewart	1	1 (1-0)
Caleb Foster	1	1 (0-1)
Tyrese Proctor	--	3 (2-1)
Jeremy Roach	--	1 (1-0)

<b>Assist Leaders</b>	2023-24	Career
Tyrese Proctor	10	27 (21-6)
Kyle Filipowski	8	9 (8-1)
Jeremy Roach	5	32 (23-9)
Caleb Foster	4	4 (4-0)
Jared McCain	3	3 (1-2)
Jaylen Blakes	--	5 (3-2)
Mark Mitchell	1	3 (1-2)
Ryan Young	--	2 (1-1)

Record in such games in ( )

> includes previous school

**HONORS & AWARDS**

<b>Kyle Filipowski</b>	Preseason ACC Player of the Year
	Preseason First Team All-ACC
	Preseason First Team All-America (Associated Press)
	Preseason First Team All-America (Blue Ribbon)
	Preseason First Team All-America (Sporting News)
	NABC Division I Player of the Year -- Preseason Watch List
	Karl Malone Power Forward of the Year -- Preseason Watch List
	Naismith Trophy -- Preseason Watch List
	Wooden Award -- Preseason Top 50
	Wooden Award -- Midseason Top 25
	ACC Player of the Week (12/18)
	Lute Olson National Player of the Week (1/15)

<b>Tyrese Proctor</b>	Preseason Second Team All-ACC
	NABC Division I Player of the Year -- Preseason Watch List
	Bob Cousy Point Guard of the Year -- Preseason Watch List
	Naismith Trophy -- Preseason Watch List
	Wooden Award -- Preseason Top 50
	Team Captain

<b>Jeremy Roach</b>	Jerry West Shooting Guard of the Year -- Preseason Watch List
	Wooden Award -- Preseason Top 50
	Team Captain

<b>Mark Mitchell</b>	Julius Erving Small Forward of the Year -- Preseason Watch List
----------------------	---

<b>Jared McCain</b>	CBS Sports/USBWA Freshman of the Week (12/26)
	ACC Rookie of the Week (1/29)

**CAREER DOUBLE-DOUBLES (BY DATE)**

Player (No.)	Date	Opponent	Pts	R/A/B/S
@Ryan Young (1)	11/22/19	Norfolk St.	19	12
@Ryan Young (2)	12/15/19	SIU-Edwards.	25	12
@Ryan Young (3)	12/21/19	DePaul	11	11
Kyle Filipowski (1)	11/7/22	Jacksonville	10	12
Kyle Filipowski (2)	11/11/22	USC Upstate	15	10
Kyle Filipowski (3)	11/15/22	Kansas	17	14
Tyrese Proctor (1)	11/18/22	Delaware	13	10
Kyle Filipowski (4)	11/24/22	Oregon St.	19	14
Ryan Young (4)	11/24/22	Oregon St.	11	15
Kyle Filipowski (5)	12/3/22	Boston Coll.	13	10
Kyle Filipowski (6)	12/6/22	Iowa	12	10
Ryan Young (5)	12/31/22	Fla. St.	20	12
Kyle Filipowski (7)	1/11/23	Pitt	28	15
Kyle Filipowski (8)	1/14/23	Clemson	18	14
Kyle Filipowski (9)	1/21/23	Miami	17	14
Kyle Filipowski (10)	1/23/23	Va Tech	29	10
Kyle Filipowski (11)	1/31/23	Wake	16	11
Kyle Filipowski (12)	2/18/23	Syracuse	14	12
Jeremy Roach (1)	2/25/23	Va Tech	19	11-a
Kyle Filipowski (13)	2/28/23	NC State	11	14
Kyle Filipowski (14)	3/2/23	N Carolina	22	13
Tyrese Proctor (2)	3/10/23	Pitt	11	10-a
Kyle Filipowski (15)	3/10/23	Miami	17	11
Kyle Filipowski (16)	3/11/23	Virginia	20	10
<b>Jared McCain (1)</b>	<b>11/17/23</b>	<b>Bucknell</b>	<b>17</b>	<b>10</b>
<b>Sean Stewart (1)</b>	<b>11/21/23</b>	<b>La Salle</b>	<b>16</b>	<b>10</b>
<b>Kyle Filipowski (17)</b>	<b>11/24/23</b>	<b>Southern Indiana</b>	<b>21</b>	<b>14</b>
<b>Kyle Filipowski (18)</b>	<b>11/29/23</b>	<b>Arkansas</b>	<b>26</b>	<b>10</b>
<b>Kyle Filipowski (19)</b>	<b>12/12/23</b>	<b>Hofstra</b>	<b>28</b>	<b>12</b>
<b>Kyle Filipowski (20)</b>	<b>12/20/23</b>	<b>Baylor</b>	<b>13</b>	<b>10</b>
<b>Mark Mitchell (1)</b>	<b>1/6/24</b>	<b>Notre Dame</b>	<b>23</b>	<b>14</b>
<b>Kyle Filipowski (21)</b>	<b>1/9/24</b>	<b>Pittsburgh</b>	<b>26</b>	<b>10</b>
<b>Kyle Filipowski (22)</b>	<b>1/13/24</b>	<b>Georgia Tech</b>	<b>30</b>	<b>13</b>
<b>Kyle Filipowski (23)</b>	<b>1/23/24</b>	<b>Louisville</b>	<b>17</b>	<b>15</b>
<b>Mark Mitchell (2)</b>	<b>1/23/24</b>	<b>Louisville</b>	<b>20</b>	<b>12</b>
<b>Jared McCain (2)</b>	<b>2/3/24</b>	<b>North Carolina</b>	<b>23</b>	<b>11</b>

bold - this season

@ while playing at Northwestern

Double-doubles are points-rebounds, unless noted

## DUKE IN THE ASSOCIATED PRESS POLL

### DUKE'S AP POLL HISTORY

Total Polls Ranked	886 (70%)
Top 10 Rankings	726 (57%)
Top 5 Rankings	434 (34%)
No. 1 Rankings	145 (12%)
Longest Consecutive Polls Ranked	200 <sup>1</sup>
Current Streak	15
<sup>1</sup> - Duke was ranked in 200 consecutive polls from 1997-2007, the third-longest streak in college basketball history.	
<b>YEARS RANKED</b>	
Total Years	63
Consecutive Years	41
Current Streak	41
<b>FINAL POLL</b>	
Total Polls	51 (68%)
Top 10	39 (53%)
Top 5	17 (23%)
High Rank	1 (eight times)
<b>NO. 1 RANKING</b>	
Total Weeks	145
Most No. 1 Weeks in Succession	18 (1992)

### DUKE IN THE POLLS | 2023-24 SEASON

Date	AP	Coaches
Preseason	2	3
Week 2	9	9
Week 3	9	9
Week 4	7	7
Week 5	22	21
Week 6	21	19
Week 7	21	19
Week 8	16	15
Week 9	14	13
Week 10	11	11
Week 11	7	6
Week 12	12	12
Week 13	7	7
Week 14	9	10
Week 15		
Week 16		
Week 17		
Week 18		
Final		

### DUKE IN TOP 10 / TOP 25 CHARTS

CONSECUTIVE WEEKS IN AP TOP 25 RANKINGS   ALL-TIME		
1. Kansas	231	(2009-20)
2. UCLA	221	(1967-80)
3. <b>Duke</b>	<b>200</b>	<b>(1997-07)</b>
4. North Carolina	172	(1991-00)
5. North Carolina	171	(1973-83)
6. <b>Duke</b>	<b>167</b>	<b>(2008-16)</b>
7. Marquette	166	(1970-80)
8. Kentucky	164	(1991-00)
9. Kansas	145	(1991-99)
10. <b>Duke</b>	<b>143</b>	<b>(1987-95)</b>
» <i>The Blue Devils have been in 503 of the last 523 polls</i>		
CONSECUTIVE AP TOP-10 RANKINGS   ACC		
1. <b>Duke</b>	<b>122</b>	<b>(11/26/07-1/6/14)</b>
2. <b>Duke</b>	<b>75</b>	<b>(12/26/61-12/6/66)</b>
3. <b>Duke</b>	<b>69</b>	<b>(1/22/91-12/26/94)</b>
4. Maryland	68	(11/25/72-3/2/76)
5. <b>Duke</b>	<b>67</b>	<b>(12/20/99-3/3/03)</b>
CONSECUTIVE AP TOP-10 RANKINGS   NCAA		
1. UCLA	155	(11/15/66-1/20/76)
2. <b>Duke</b>	<b>122</b>	<b>(11/26/07-1/6/14)</b>
3. Kentucky	91	(3/14/94-2/15/99)
4. Gonzaga	84	(2/12/18-11/28/22)
5. Kansas	76	(11/21/94-12/7/98)
6. <b>Duke</b>	<b>75</b>	<b>(12/26/61-12/6/66)</b>
7. <b>Duke</b>	<b>69</b>	<b>(1/22/91-12/26/94)</b>
8. Maryland	68	(11/25/72-3/2/76)
9. <b>Duke</b>	<b>67</b>	<b>(12/20/99-3/3/03)</b>
10. Marquette	66	(2/17/70-2/26/74)

All charts through Feb. 5, 2024

### TOP 25 FACTS & RECORDS

Rank	Total Weeks Ranked	Last Time	Games	Record as Rank	Pct.	Record vs. Rank	Pct.
No. 1	145	11/29/2021	284	243-41	.856	10-21	.323
No. 2	90	Pre 2023-24	166	142-24	.855	18-28	.391
No. 3	76	12/6/2021	148	121-27	.818	17-24	.415
No. 4	59	2/28/2022	112	94-18	.839	13-20	.394
No. 5	64	11/22/2021	131	100-31	.763	12-22	.353
No. 6	73	1/17/2022	156	122-34	.782	18-11	.621
No. 7	70	1/29/2024	139	103-36	.741	18-17	.514
No. 8	59	11/21/2022	103	84-19	.816	12-22	.353
<b>No. 9</b>	<b>48</b>	<b>2/5/2024</b>	<b>96</b>	<b>75-21</b>	<b>.781</b>	15-15	.500
No. 10	43	12/7/2020	58	42-16	.724	13-7	.650
No. 11	19	1/8/2024	33	24-9	.727	17-14	.548
No. 12	19	1/22/2024	34	27-7	.794	15-7	.682
No. 13	15	12/19/2007	32	28-4	.875	19-10	.655
No. 14	17	1/1/2024	34	26-8	.765	20-8	.714
No. 15	14	12/5/2022	28	22-6	.786	14-9	.609
No. 16	14	12/25/2023	24	13-11	.542	11-6	.647
No. 17	19	12/26/2022	34	22-12	.647	14-10	.583
No. 18	11	2/6/2017	21	14-7	.667	11-10	.524
No. 19	11	1/11/2021	19	9-10	.474	13-7	.650
No. 20	9	12/28/2020	12	10-2	.833	11-13	.458
No. 21	8	12/18/2023	13	12-1	.923	8-2	.800
No. 22	1	12/4/2023	1	1-0	1.000	7-3	.700
No. 23	1	1/13/2014	2	2-0	1.000	9-2	.818
No. 24	2	1/9/2023	3	1-2	.333	8-3	.727
No. 25	0	Never	-	0-0	.000	4-1	.800
<b>Totals</b>	<b>886</b>	<b>2/5/2024</b>	<b>1,683</b>	<b>1,337-346</b>	<b>.794</b>	<b>327-291</b>	<b>.529</b>

### DUKE AT NO. 1 CHARTS

END OF SEASON NO. 1 RANKINGS   ALL-TIME		
1. Kentucky	10	
2. <b>Duke</b>	<b>8</b>	
UCLA	8	
4. North Carolina	6	
5. Kansas	4	
Ohio State	4	
END OF SEASON NO. 1 RANKINGS   SINCE 1986		
1. <b>Duke</b>	<b>8</b>	
2. Kansas	4	
3. Kentucky	3	
North Carolina	3	
Gonzaga	3	
6. Ohio State	2	
UNLV	2	
WEEKS RANKED NO. 1   ALL-TIME		
1. <b>Duke</b>	<b>145</b>	
2. UCLA	134	
3. Kentucky	125	
4. North Carolina	113	
5. Kansas	77	
6. Indiana	54	
7. Cincinnati	45	
8. Gonzaga	42	
9. Arizona	39	
10. Ohio State	37	
WEEKS RANKED NO. 1   ACC SCHOOLS		
1. <b>Duke</b>	<b>145</b>	
2. North Carolina	113	
3. Virginia	17	
4. NC State	13	
5. Syracuse*	3	
Wake Forest	3	
7. Louisville*	2	
8. Georgia Tech	1	
* as ACC member		
WEEKS RANKED NO. 1   SINCE 1985 (NCAA TOURNEY EXPANSION)		
1. <b>Duke</b>	<b>127</b>	
2. North Carolina	72	
3. Kansas	68	
4. Kentucky	48	
5. Gonzaga	42	
WEEKS RANKED NO. 1   SINCE 2001 (THIS CENTURY)		
1. <b>Duke</b>	<b>74</b>	
2. Gonzaga	42	
Kansas	42	
4. Kentucky	38	
5. North Carolina	34	
GAMES RANKED NO. 1   ALL-TIME (SINCE 1949)		
1. <b>Duke</b>	<b>284</b>	<b>(243-41)</b>
2. UCLA	257	(242-15)
3. Kentucky	233	(203-30)
4. North Carolina	223	(190-33)
5. Kansas	132	(111-21)
6. Indiana	98	(88-10)
7. Cincinnati	79	(71-8)
8. Ohio State	77	(71-6)
9. Gonzaga	74	(66-8)
10. UNLV	72	(66-6)
GAMES RANKED NO. 1   SINCE 1998		
1. <b>Duke</b>	<b>182</b>	<b>(153-29)</b>
2. North Carolina	84	(71-13)
3. Kentucky	81	(72-9)
4. Gonzaga	74	(66-8)
5. Kansas	70	(59-11)
6. Connecticut	50	(42-8)
7. Arizona	39	(33-6)
8. Villanova	34	(28-6)
9. Florida	32	(26-6)
Illinois	32	(30-2)
CONSECUTIVE SEASONS RANKED NO. 1   NCAA		
1. UCLA	12	(1964-75)
2. <b>Duke</b>	<b>7</b>	<b>(1998-04)</b>
3. Kansas	5	(1993-97)
4. <b>Duke</b>	<b>4</b>	<b>(2017-20)</b>
Kentucky	4	(2014-17)
6. <b>Duke</b>	<b>3</b>	<b>(1992-94)</b>
North Carolina	3	(1957-59)
North Carolina	3	(1982-84)
North Carolina	3	(1986-88)
North Carolina	3	(1993-95)
North Carolina	3	(2007-09)
Villanova	3	(2016-18)

All charts through Feb. 5, 2024



**2023-24 Season**

- » A graduate transfer to Duke after a four-year playing career at Stanford
- » Earned his economics degree from Stanford and is pursuing his Master of Management Studies graduate degree from Duke's Fuqua School of Business
- » Made his Duke debut against Dartmouth, playing two minutes and grabbing one rebound
- » Logged a season-high four minutes against Bucknell (11/17), reeling in one rebound

**Before Duke**

- » Appeared in a total of 15 games for the Cardinal, including two starts
- » Shot 6-of-14 (.429) from the field at Stanford

**Personal**

- » His older brothers, Daniel and Joseph, both played basketball at Stanford
- » Joins Daniel in Durham, who is in his second year as a graduate assistant for the Blue Devils

**LAST FIVE GAME STATS**

Date	Opponent	Start	FG	Pct.	3FG	Pct.	FT	Pct.	Reb	PF	Pts	Ast	TO	Blk	Stl	Min
1/20	Pittsburgh		dnp	(coach's decision)												
1/23	at Louisville		dnp	(coach's decision)												
1/27	Clemson		dnp	(coach's decision)												
1/29	at Virginia Tech		dnp	(coach's decision)												
2/3	at North Carolina		dnp	(coach's decision)												

**CAREER HIGHS**

	Points	Season	Career
3 at N.C. A&T (12/6/20)	15	vs. Charlotte (12/9/23)	15
3 vs. Washington (2/26/23)	13	3x, last vs. Queens (12/30/23)	13
2 vs. Green Bay (12/16/22)	12	vs. Syracuse (1/2/24)	12
1 vs. Green Bay (12/16/22)	11	vs. Syracuse (1/2/24)	11
1 at Oregon State (3/2/23)	10	vs. Dartmouth (11/6/23)	10
1, 6x, last vs. Green Bay (12/16/22)	9	vs. Charlotte (12/9/23)	9
1 at N.C. A&T (12/6/20)	8	vs. Charlotte (12/9/23)	8
2 at Oregon State (3/2/23)	7	vs. Dartmouth (11/6/23)	7
6 vs. Washington (2/26/23)	6	vs. Dartmouth (11/6/23)	6

**SEASON HIGHS**

PRODUCTION	Season	Career
Double-figure points	--	--
Double-doubles	--	--
20-point games	--	--
Dunks	--	--
5+ rebounds	--	--
3+ assists	--	--
2+ steals	--	--
Three-point plays	--	--

**Career Statistics**

Season	GP-GS	Min	FG-FGA	Pct.	3PT-A	Pct.	FT-FTA	Pct.	Reb	Avg.	PF-DQ	Ast	TO	Blk	Stl	Pts	Avg
2020-21	3-0	7	3-3	1.000	1-1	1.000	0-0	.000	1	0.3	0-0	0	0	0	0	7	2.3
2021-22	4-0	11	1-2	.500	0-1	.000	0-0	.000	1	0.3	2-0	0	0	0	0	2	0.5
2022-23	8-2	28	2-9	.222	0-4	.000	3-5	.600	9	1.1	4-0	2	1	1	7	0.9	
2023-24	5-0	10	0-2	.000	0-2	.000	0-0	.000	3	0.6	0-0	0	0	0	0	0.0	
<b>Totals</b>	<b>20-2</b>	<b>56</b>	<b>6-16</b>	<b>.375</b>	<b>1-8</b>	<b>.125</b>	<b>3-5</b>	<b>.600</b>	<b>14</b>	<b>0.7</b>	<b>6-0</b>	<b>2</b>	<b>1</b>	<b>1</b>	<b>1</b>	<b>16</b>	<b>0.8</b>

**2023-24 Season**

- » Played 18 minutes versus UNC Pembroke, scoring four points while logging two assists and a rebound
- » One of four Blue Devils in double-digits vs. Dartmouth, scoring 10 points on 3-for-3 shooting while grabbing two rebounds and swiping a team-high three steals
- » Turned in a perfect shooting performance against Charlotte, shooting 5-of-5 from the field, including 3-of-3 from deep and 2-2 from the charity stripe -- scoring a season-high 15 total points
- » Averaged 18.7 minutes and 6.4 points per game across three contests while helping fill in with Tyrese Proctor out due to injury
- » Three steals and two assists in pivotal 15 minutes of action against Syracuse (1/2)
- » Made his first start of the season versus Pittsburgh (1/20)

**Career**

- » Two-time letterwinner for the Blue Devils
- » Has played in a total of 65 games, including two starts as a sophomore
- » Averaged career highs in minutes, points and rebounds during his sophomore season
- » One of six Duke student-athletes that participated in the ACC's 2023 Unity Tour in Washington, D.C.
- » Competed for USA East Coast Basketball in the summer of 2022 on an overseas tour in Barcelona with other U.S. collegiate players

**Personal**

- » Chose Duke over Texas, Georgetown and Stanford, among others
- » Former Blue Devil and NBA All-Star Luol Deng played for Blair Academy in 2003

**LAST FIVE GAME STATS**

Date	Opponent	Start	FG	Pct.	3FG	Pct.	FT	Pct.	Reb	PF	Pts	Ast	TO	Blk	Stl	Min
1/20	Pittsburgh	*	0-0	.000	0-0	.000	2-2	1.000	0-0-0	4	2	0	0	0	1	13
1/23	at Louisville		0-0	.000	0-0	.000	0-0	.000	0-0-0	2	0	0	0	0	0	6
1/27	Clemson		dnp	(coach's decision)												
1/29	at Virginia Tech		dnp	(coach's decision)												
2/3	at North Carolina		dnp	(coach's decision)												

**CAREER HIGHS**

	Points	Season	Career
17, 2x, last vs. Florida State (12/31/22)	15	vs. Charlotte (12/9/23)	15
5 at Clemson (1/14/23)	13	3x, last vs. Queens (12/30/23)	13
5 vs. Boston College (12/3/22)	12	vs. Syracuse (1/2/24)	12
3, 3x, last vs. Syracuse (1/2/24)	11	vs. Syracuse (1/2/24)	11
2 vs. Dartmouth (11/6/23)	10	vs. Dartmouth (11/6/23)	10
6, 2x, vs. Florida State (12/31/22)	9	vs. Charlotte (12/9/23)	9
4 vs. Florida State (12/31/22)	8	vs. Charlotte (12/9/23)	8
3, 5x, last vs. Dartmouth (11/6/23)	7	vs. Dartmouth (11/6/23)	7
30 vs. Florida State (12/31/22)	6	vs. Charlotte (12/9/23)	6

**SEASON HIGHS**

PRODUCTION	Season	Career
Double-figure points	2	4
Double-doubles	--	--
20-point games	--	--
Dunks	1	4
5+ rebounds	--	1
3+ assists	--	3
2+ steals	2	7
Three-point plays	1	4
Four-point plays	--	--

**Career Statistics**

Season	GP-GS	Min	FG-FGA	Pct.	3PT-A	Pct.	FT-FTA	Pct.	Reb	Avg.	PF-DQ	Ast	TO	Blk	Stl	Pts	Avg
2021-22	21-0	93	8-28	.286	5-17	.294	0-1	.000	15	0.7	10-0	11	8	0	4	21	1.0
2022-23	32-2	421	33-93	.355	15-44	.341	24-37	.649	46	1.4	42-1	39	19	5	18	105	3.3
2023-24	18-1	211	16-33	.485	5-15	.333	9-10	.900	18	1.0	22-0	11	6	5	13	46	2.6
<b>Totals</b>	<b>71-3</b>	<b>724</b>	<b>57-154</b>	<b>.370</b>	<b>25-76</b>	<b>.329</b>	<b>33-48</b>	<b>.688</b>	<b>79</b>	<b>1.1</b>	<b>74-1</b>	<b>61</b>	<b>33</b>	<b>10</b>	<b>35</b>	<b>172</b>	<b>2.4</b>

**Career ACC Regular Season Statistics**

Season	GP-GS	Min	FG-FGA	Pct.	3PT-A	Pct.	FT-FTA	Pct.	Reb	Avg.	PF-DQ	Ast	TO	Blk	Stl	Pts	Avg
2021-22	10-0	22	2-8	.250	1-6	.167	0-1	.000	3	0.3	5-0	2	1	0	1	5	0.5
2022-23	17-2	213	18-46	.391	8-21	.381	9-13	.692	21	1.2	26-1	20	11	3	9	53	3.1
2023-24	7-1	71	2-10	.200	1-6	.167	4-4	1.000	4	0.6	12-0	3	2	3	7	9	1.3
<b>Totals</b>	<b>34-3</b>	<b>306</b>	<b>22-64</b>	<b>.344</b>	<b>10-33</b>	<b>.303</b>	<b>13-18</b>	<b>.722</b>	<b>27</b>	<b>0.8</b>	<b>43-1</b>	<b>25</b>	<b>14</b>	<b>6</b>	<b>17</b>	<b>67</b>	<b>2.0</b>

**2022-23 Season**

- » Made season debut against USC Upstate (11/11), grabbing a defensive rebound in two minutes of action

**Career**

- » Played for the Portuguese U20 National Team during the FIBA European Group A Challenger in the summer of 2021, averaging 7.6 points, 6.2 rebounds, 1.2 assists and 1.0 steals
- » Member of the Besiktas J.K. U18 team for two seasons
- » As a freshman, led his high school varsity team to its first CEESA (Central-Eastern European Schools Association) Division A Championship

**Personal**

- » Also played tennis in high school
- » Joined the Duke men's basketball team as a walk-on in September 2021
- » His grandfather, Stanley Borden, played basketball at Mississippi State
- » Holds dual citizenship in Portugal and played for the Portuguese U20 National Team

**LAST FIVE GAME STATS**

Date	Opponent	Start	FG	Pct.	3FG	Pct.	FT	Pct.	Reb	PF	Pts	Ast	TO	Blk	Stl	Min
1/20	Pittsburgh		dnp	(coach's decision)												
1/23	at Louisville		dnp	(coach's decision)												
1/27	Clemson		dnp	(coach's decision)												
1/29	at Virginia Tech		dnp	(coach's decision)												
2/3	at North Carolina		dnp	(coach's decision)												

**CAREER HIGHS**

--	Points	--
1, 2x, last vs. USC Upstate (11/11/21)	Rebounds	--
--	Assists	--
--	Steals	--
--	FG Made	--
--	3FG Made	--
--	FT Made	--
2, vs. USC Upstate (11/11/22)	Minutes	--

**SEASON HIGHS**

PRODUCTION	Season	Career
Double-figure points	--	--
Double-doubles	--	--
20-point games	--	--
Dunks	--	--
5+ rebounds	--	--
2+ blocks	--	--
2+ steals	--	--
Three-point plays	--	--

**Career Statistics**

Season	GP-GS	Min	FG-FGA	Pct.	3PT-A	Pct.	FT-FTA	Pct.	Reb	Avg.	PF-DQ	Ast	TO	Blk	Stl	Pts	Avg
2021-22	1-0	1	0-0	.000	0-0	.000	0-0	.000	1	1.0	0-0	0	0	0	0	0	0.0
2022-23	1-0	2	0-0	.000	0-0	.000	0-0	.000	1	1.0	0-0	0	0	0	0	0	0.0
<b>Totals</b>	<b>2-0</b>	<b>3</b>	<b>0-0</b>	<b>.000</b>	<b>0-0</b>	<b>.000</b>	<b>0-0</b>	<b>.000</b>	<b>2</b>	<b>1.0</b>	<b>0-0</b>	<b>0</b>	<b>0</b>	<b>0</b>	<b>0</b>	<b>0</b>	<b>0.0</b>

**2023-24 Season**

- » ACC Preseason Player of the Year, AP Preseason All-America, Sporting News Preseason First Team All-America, ACC Preseason First Team All-ACC
- » Named to Karl Malone Award midseason Top-10 and Wooden Award late-season Top-20
- » Through 21 games as a sophomore, Filipowski is on pace to improve in nearly all statistical categories, including already surpassing his freshman block and assists totals
- » 25 points in season opener against Dartmouth -- 22nd Blue Devil to score 25+ in the first game of a season. Shot 10-of-12 (.833) from the field against Dartmouth -- the fourth-best shooting percentage by a Blue Devil with at least 10 shots in a season opener
- » Finished with 28 points, 12 rebounds and eight assists versus Hofstra -- the first Blue Devil ever with that stat line and just the 10th with at least 25/10/5
- » Shot 11-of-12 (.917) from the field at Pittsburgh (1/9), including 4-of-4 from deep, en route to 26 points. Added 10 rebounds for his fifth double-double of the season
- » The 91.7% from the field marked the best shooting percentage by a Blue Devil with at least 10 attempts since Zion Williamson finished 13-of-13 vs. Syracuse (3/14/19)
- » Set a season-high, and matched his career-high, with 15 boards at Louisville (1/23), adding 17 points and dishing five assists

**Career**

- » ACC Rookie of the Year, All-ACC Second Team, ACC Tournament MVP, Honorable Mention All-America, Kyle Macy Freshman of the Year following the 2022-23 season
- » ACC Player of the Week (12/18), National Player of the Week (CollegeInsider.com) on Jan. 15, 2024
- » First player in ACC history to open a season with four consecutive Rookie of the Week honors
- » Scored in double-figures in 31 games as a freshman, including in each of the first 12 games

**High School**

- » Ranked as the No. 10 overall player and No. 2 at his position in ESPN 100's class of 2022 rankings
- » Named the Massachusetts Boys Basketball Gatorade Player of the Year as a junior in 2020-21
- » Named to the 2021 USA Basketball 3x3 U18 World Cup, where he led the Americans to the gold medal
- » Led Wilbraham & Monson to the 2020 New England Prep School championship and was named tournament MVP
- » Held a 4.02 cumulative GPA in high school and received Magna Cum Laude Award for Academic Excellence
- » Wearing No. 30 at Duke -- selecting that number as it is the number worn by head coach Jon Scheyer when he played at Duke

**Personal**

- » Father, Dave, played on the men's basketball team at Slippery Rock University from 1979-81
- » Mother, Becky, played on the women's basketball team at Long Beach State from 1982-84
- » Twin brother, Matthew, is a member of the Harvard men's basketball team

**Career Statistics**

Season	GP-GS	Min	FG-FGA	Pct.	3PT-A	Pct.	FT-FTA	Pct.	Reb	Avg.	PF-DQ	Ast	TO	Blk	Stl	Pts	Avg
2022-23	36-36	1047	189-429	.441	35-124	.282	130-170	.765	322	8.9	93-2	56	89	26	47	543	15.1
2023-24	21-21	634	136-269	.506	26-73	.356	74-113	.655	179	8.5	60-1	58	43	38	24	372	17.7
<b>Totals</b>	<b>57-57</b>	<b>1681</b>	<b>325-698</b>	<b>.466</b>	<b>61-197</b>	<b>.310</b>	<b>204-283</b>	<b>.721</b>	<b>501</b>	<b>8.8</b>	<b>153-3</b>	<b>114</b>	<b>132</b>	<b>64</b>	<b>71</b>	<b>915</b>	<b>16.1</b>

**Career ACC Regular Season Statistics**

Season	GP-GS	Min	FG-FGA	Pct.	3PT-A	Pct.	FT-FTA	Pct.	Reb	Avg.	PF-DQ	Ast	TO	Blk	Stl	Pts	Avg
2022-23	20-20	600	101-241	.419	16-66	.242	82-107	.766	184	9.2	54-1	32	57	17	21	300	15.0
2023-24	10-10	323	60-124	.484	14-38	.368	34-58	.586	82	8.2	29-1	27	23	18	8	168	16.8
<b>Totals</b>	<b>30-30</b>	<b>923</b>	<b>161-365</b>	<b>.441</b>	<b>30-104</b>	<b>.288</b>	<b>116-165</b>	<b>.703</b>	<b>266</b>	<b>8.9</b>	<b>83-2</b>	<b>59</b>	<b>80</b>	<b>35</b>	<b>29</b>	<b>468</b>	<b>15.6</b>

**LAST FIVE GAME STATS**

Date	Opponent	Start	FG	Pct.	3FG	Pct.	FT	Pct.	Reb	PF	Pts	Ast	TO	Blk	Stl	Min
1/20	Pittsburgh	*	5-10	.500	3-6	.500	6-7	.857	0-5-5	3	19	2	5	1	1	36
1/23	at Louisville	*	6-16	.375	1-6	.167	4-6	.667	4-11-15	4	17	5	3	1	1	36
1/27	Clemson	*	2-8	.250	0-3	.000	5-11	.455	0-4-4	5	9	1	3	4	1	24
1/29	at Virginia Tech	*	6-9	.667	0-1	.000	2-5	.400	1-7-8	4	14	2	3	0	1	30
2/3	at North Carolina	*	9-17	.529	1-6	.167	3-5	.600	1-4-5	4	22	0	2	1	0	31

**CAREER HIGHS**

30 vs. Georgia Tech (1/13/24)	Points	30 vs. Georgia Tech (1/13/24)
15, 3x, last at Louisville (1/23/24)	Rebounds	15 at Louisville (1/23/24)
8 vs. Hofstra (12/12/23)	Assists	8 vs. Hofstra (12/12/23)
4, 2x, last vs. Oral Roberts (3/16/23)	Steals	3, 2x, last vs. Queens (12/30/23)
5 vs. Queens (12/30/23)	Blocks	5 vs. Queens (12/30/23)
11 at Pittsburgh (1/9/24)	FG Made	11 at Pittsburgh (1/9/24)
4, 5x, last vs. Georgia Tech (1/13/24)	3FG Made	4, 3x, last vs. Georgia Tech (1/13/24)
11 vs. Pittsburgh (1/11/23)	FT Made	7 at Arkansas (11/29/23)
38, 2x, last vs. Tennessee (3/18/23)	Minutes	37 vs. Georgia Tech (1/13/24)

**SEASON HIGHS**

PRODUCTION	Season	Career
Double-figure points	18	49
Double-doubles	7	23
20-point games	8	14
30-point games	1	1
Dunks	16	36
3+ 3-point field goals	5	8
5+ rebounds	19	52
3+ assists	11	16
2+ steals	6	18
2+ blocks	9	15
Three-point plays	10	25

# #1 • CALEB FOSTER

G • 6-5 • 197 • Fr. • Harrisburg, N.C. • Notre Dame [Calif.]

## 2023-24 Season

- » Scored double-figures in his Duke debut, logging 15 points on 6-of-10 shooting against Dartmouth
- » Burst onto the scene with an 18-point performance versus Michigan State in the Champions Classic (11/14), connecting on four three-pointers
- » 17th Duke freshman all-time to shoot .800 or better from three with at least five attempts and first since AJ Griffin during the 2021-22 season
- » Played a career-high 36 minutes in place of an injured Tyrese Proctor vs. Georgia Tech (12/2), scoring 12 points on 5-of-8 shooting
- » Career-high seven assists at Pittsburgh (1/7) while also scoring eight points and two rebounds
- » Led the team in rebounds, assists and steals versus Pittsburgh (1/20), including career-highs for boards (6) and steals (3)

## High School

- » Rated by 247Sports with five stars as the No. 22 player nationally, the No. 4 combo guard and the No. 3 player from the state of California
- » Rated by ESPN with five stars as the No. 24 player nationally, the No. 7 point guard and the No. 4 player from the state of California
- » Transferred from Oak Hill Academy in Virginia to Notre Dame High School in California for his senior season
- » Named MaxPreps California Player of the Year following his senior season after averaging 21.4 points, 6.8 rebounds and 3.9 assists per game
- » Played for Team Thad (Tenn.) on the Nike EYBL circuit
- » Averaged 28.3 points, 5.7 rebounds and 4.7 assists a game in the final EYBL session in Kansas City in the summer of 2022
- » Was a force at the 2022 Nike Peach Jam, averaging 25.2 points, shooting .444 from the three-point line with 4.7 assists a game
- » Also had offers from Illinois, Stanford and Louisville among others

## Personal

- » Son of Nickey and Yvonne Foster
- » Has a brother, Jordan Marsh, and three sisters - Ivy, Candace and Jasmine

## LAST FIVE GAME STATS

Date	Opponent	Start	FG	Pct.	3FG	Pct.	FT	Pct.	Reb	PF	Pts	Ast	TO	Blk	Stl	Min
1/20	Pittsburgh	*	4-9	.444	3-5	.600	5-6	.833	1-5-6	3	16	5	1	0	3	35
1/23	at Louisville	*	0-2	.000	0-0	.000	0-0	.000	1-1-2	2	0	2	2	0	0	27
1/27	Clemson	*	2-6	.333	1-3	.333	0-2	.000	0-4-4	3	5	2	0	0	0	20
1/29	at Virginia Tech	*	3-6	.500	2-2	1.000	0-0	.000	0-0-0	2	8	2	1	0	0	15
2/3	at North Carolina	*	2-4	.500	0-1	.000	0-0	.000	0-2-2	5	4	1	2	0	1	19

## CAREER HIGHS

18 vs. Michigan State (11/14/23)  
6 vs. Pittsburgh (1/20/24)  
7 at Pittsburgh (1/9/24)  
3 vs. Pittsburgh (1/20/24)  
1, 2x, last at Georgia Tech (12/2/23)  
7 vs. Michigan State (11/14/23)  
4 vs. Michigan State (11/14/23)  
5 vs. Pittsburgh (1/20/24)  
36 at Georgia Tech (12/2/23)

## SEASON HIGHS

Points 18 vs. Michigan State (11/14/23)  
Rebounds 6 vs. Pittsburgh (1/20/24)  
Assists 7 at Pittsburgh (1/9/24)  
Steals 3 vs. Pittsburgh (1/20/24)  
Blocks 1, 2x, last at Georgia Tech (12/2/23)  
FG Made 7 vs. Michigan State (11/14/23)  
3FG Made 4 vs. Michigan State (11/14/23)  
FT Made 5 vs. Pittsburgh (1/20/24)  
Minutes 36 at Georgia Tech (12/2/23)

## Career Statistics

Season	GP-GS	Min	FG-FGA	Pct.	3PT-A	Pct.	FT-FTA	Pct.	Reb	Avg.	PF-DQ	Ast	TO	Blk	Stl	Pts	Avg
2023-24	21-12	524	59-133	.444	21-51	.412	23-38	.605	49	2.3	43-1	46	23	2	13	162	7.7
<b>Totals</b>	<b>21-12</b>	<b>524</b>	<b>59-133</b>	<b>.444</b>	<b>21-51</b>	<b>.412</b>	<b>23-38</b>	<b>.605</b>	<b>49</b>	<b>2.3</b>	<b>43-1</b>	<b>46</b>	<b>23</b>	<b>2</b>	<b>13</b>	<b>162</b>	<b>7.7</b>

## Career ACC Regular Season Statistics

Season	GP-GS	Min	FG-FGA	Pct.	3PT-A	Pct.	FT-FTA	Pct.	Reb	Avg.	PF-DQ	Ast	TO	Blk	Stl	Pts	Avg
2023-24	10-8	252	22-53	.415	11-21	.524	6-13	.462	20	2.0	26-1	26	10	1	11	61	6.1
<b>Totals</b>	<b>10-8</b>	<b>252</b>	<b>22-53</b>	<b>.415</b>	<b>11-21</b>	<b>.524</b>	<b>6-13</b>	<b>.462</b>	<b>20</b>	<b>2.0</b>	<b>26-1</b>	<b>26</b>	<b>10</b>	<b>1</b>	<b>11</b>	<b>61</b>	<b>6.1</b>

## PRODUCTION

	Season	Career
Double-figure points	6	6
Double-doubles	--	--
20-point games	--	--
Dunks	1	1
3+ 3-point field goals	2	2
5+ rebounds	2	2
3+ assists	7	7
2+ steals	3	3
Three-point plays	1	1

# #55 • SPENCER HUBBARD

G • 5-8 • 157 • Sr. • Los Angeles, Calif. • Harvard Westlake

## 2023-24

- » Was awarded a scholarship ahead of the season after playing for the Blue Devils as a walk-on for the previous two seasons
- » Scored first career bucket against Dartmouth while adding first career assist
- » Played a season-high four minutes against Bucknell, grabbing a defensive rebound

## Personal

- » His mother, Beth, attended Duke University
- » His uncle, Joe Hubbard, has spent time on the football staffs at USC, UNLV and the Los Angeles Rams
- » Was a member of Duke's practice squad his freshman year before earning a walk-on spot as a sophomore

## LAST FIVE GAME STATS

Date	Opponent	Start	FG	Pct.	3FG	Pct.	FT	Pct.	Reb	PF	Pts	Ast	TO	Blk	Stl	Min
1/20	Pittsburgh	dnp	(coach's decision)													
1/23	at Louisville	dnp	(coach's decision)													
1/27	Clemson	dnp	(coach's decision)													
1/29	at Virginia Tech	dnp	(coach's decision)													
2/3	at North Carolina	dnp	(coach's decision)													

## CAREER HIGHS

2 vs. Dartmouth (11/6/23)  
1, 3x, last vs. Queens (12/30/23)  
1, 2x, last vs. Queens (12/30/23)  
1 vs. USC Upstate (11/11/22)  
1 vs. Dartmouth (11/6/23)  
--  
1 vs. Elon (12/18/21)  
5 vs. USC Upstate (11/11/22)

## SEASON HIGHS

Points 2 vs. Dartmouth (11/6/23)  
Rebounds 1, 3x, last vs. Queens (12/30/23)  
Assists 1, 2x, last vs. Queens (12/30/23)  
Steals --  
FG Made 1 vs. Dartmouth (11/6/23)  
3FG Made --  
FT Made --  
Minutes 4 vs. Bucknell (11/17/23)

## Career Statistics

Season	GP-GS	Min	FG-FGA	Pct.	3PT-A	Pct.	FT-FTA	Pct.	Reb	Avg.	PF-DQ	Ast	TO	Blk	Stl	Pts	Avg
2021-22	3-0	6	0-0	.000	0-0	.000	1-2	.500	1	0.3	1-0	0	0	0	0	1	0.3
2022-23	3-0	9	0-2	.000	0-1	.000	0-0	.000	1	0.3	2-0	0	2	0	1	0	0.0
2023-24	5-0	10	1-3	.333	0-2	.000	0-0	.000	2	0.4	2-0	2	0	0	0	2	0.4
<b>Totals</b>	<b>11-0</b>	<b>25</b>	<b>1-5</b>	<b>.200</b>	<b>0-3</b>	<b>.000</b>	<b>1-2</b>	<b>.500</b>	<b>4</b>	<b>0.4</b>	<b>5-0</b>	<b>2</b>	<b>2</b>	<b>0</b>	<b>1</b>	<b>3</b>	<b>0.3</b>

## PRODUCTION

	Season	Career
Double-figure points	--	--
Double-doubles	--	--
20-point games	--	--
Dunks	--	--
3+ 3-point field goals	--	--
5+ rebounds	--	--
2+ blocks	--	--
Three-point plays	--	--

2023-24

- » CBS Sports/USBWA Freshman of the Week (12/26), ACC Rookie of the Week (1/29)
- » Recorded first career double-double versus Bucknell, scoring 17 points with 10 rebounds, including four three-pointers in the second half
- » 11 rebounds, seven on the defensive glass, at Arkansas
- » First career game with 20+ points in Duke's win over Charlotte, scoring 21 on 7-of-13 shooting from the field
- » Played a career-high 36 minutes in Duke's win over No. 10 Baylor -- connecting on two key three-pointers in the second half to help the Blue Devils rally from a second-half deficit
- » Team-high 20 points versus Pittsburgh (1/20) while playing a career-high 38 minutes for the second consecutive game
- » Secured his fifth 20-point performance, using 16 second-half points en route to a game-high 21 total, against Clemson
- » Logged three steals against the Tigers, all coming within a two-minute span in the closing moments to help secure the win
- » 10 boards at Virginia Tech, a team-high, his third game with double-digit rebounds -- second-most on the team
- » Again led the team in rebounding in Duke's next game, at North Carolina, logging a 20-10 performance with 23 points and a career-high 11 boards

High School

- » Rated by 247Sports with five stars as the No. 14 player nationally, the No. 3 combo guard and the No. 1 player from the state of California
- » Rated by ESPN with five stars as the No. 10 player nationally, the No. 2 shooting guard and the No. 1 player from the state of California
- » Named the Gatorade California Player of the Year after both his junior and senior seasons
- » Named a McDonald's All-American, scoring nine points for Team West • Averaged 18.0 points, 7.1 rebounds, 4.0 assists and 1.5 steals in 34 games as a senior
- » Helped lead Centennial to a second consecutive California Open Division state title in the 2021-22 season
- » Named the MVP of the Open Division in 2022 • Also earned first-team Open Division and All-League honors in 2019 and 2021
- » Part of the gold medal winning USA U18 National Team in Mexico

Personal

- » Has a brother, Jayce, who played collegiately at Cal State San Marcos
- » His dad, Lance, played basketball at Midland College and was teammates with Spud Webb

LAST FIVE GAME STATS

Date	Opponent	Start	FG	Pct.	3FG	Pct.	FT	Pct.	Reb	PF	Pts	Ast	TO	Blk	Stl	Min
1/20	Pittsburgh	*	7-14	.500	3-8	.375	3-4	.750	0-1-1	1	20	1	1	0	1	38
1/23	at Louisville	*	3-9	.333	2-5	.400	2-2	1.000	1-3-4	3	10	0	2	0	2	28
1/27	Clemson	*	8-12	.750	3-7	.429	2-2	1.000	0-5-5	2	21	2	0	0	3	32
1/29	at Virginia Tech	*	3-10	.300	1-6	.167	2-2	1.000	1-9-10	2	9	3	0	0	0	38
2/3	at North Carolina	*	9-18	.500	2-6	.333	3-3	1.000	2-9-11	1	23	1	1	0	2	38

CAREER HIGHS

24 vs. Queens (12/30/23)	Points	24 vs. Queens (12/30/23)
11, 2x, last at North Carolina (2/3/24)	Rebounds	11, 2x, last at North Carolina (2/3/24)
5 vs. Arizona (11/10/23)	Assists	5 vs. Arizona (11/10/23)
3, 3x, last vs. Clemson (1/27/24)	Steals	3, 3x, last vs. Clemson (1/27/24)
--	Blocks	--
9, 2x, last at North Carolina (2/3/24)	FG Made	9, 2x, last at North Carolina (2/3/24)
5 vs. Bucknell (11/17/23)	3FG Made	5 vs. Bucknell (11/17/23)
4, 2x, last vs. Baylor (12/20/23)	FT Made	4, 2x, last vs. Baylor (12/20/23)
38, 4x, last at North Carolina (2/3/24)	Minutes	38, 4x, last at North Carolina (2/3/24)

SEASON HIGHS

PRODUCTION

	Season	Career
Double-figure points	13	13
Double-doubles	2	2
20-point games	6	6
Dunks	--	--
5+ rebounds	7	7
3+ assists	6	6
2+ steals	7	7
3+ 3-point field goals	8	8
Three-point plays	1	1

Career Statistics

Season	GP-GS	Min	FG-FGA	Pct.	3PT-A	Pct.	FT-FTA	Pct.	Reb	Avg.	PF-DQ	Ast	TO	Blk	Stl	Pts	Avg
2023-24	21-21	620	96-210	.457	45-113	.398	33-38	.868	96	4.6	37-1	34	21	0	23	270	12.9
<b>Totals</b>	<b>21-21</b>	<b>620</b>	<b>96-210</b>	<b>.457</b>	<b>45-113</b>	<b>.398</b>	<b>33-38</b>	<b>.868</b>	<b>96</b>	<b>4.6</b>	<b>37-1</b>	<b>34</b>	<b>21</b>	<b>0</b>	<b>23</b>	<b>270</b>	<b>12.9</b>

Career ACC Regular Season Statistics

Season	GP-GS	Min	FG-FGA	Pct.	3PT-A	Pct.	FT-FTA	Pct.	Reb	Avg.	PF-DQ	Ast	TO	Blk	Stl	Pts	Avg
2022-23	10-10	324	50-116	.431	19-58	.328	17-20	.850	50	5.0	15-0	11	9	0	10	136	13.6
<b>Totals</b>	<b>10-10</b>	<b>324</b>	<b>50-116</b>	<b>.431</b>	<b>19-58</b>	<b>.328</b>	<b>17-20</b>	<b>.850</b>	<b>50</b>	<b>5.0</b>	<b>15-0</b>	<b>11</b>	<b>9</b>	<b>0</b>	<b>10</b>	<b>136</b>	<b>13.6</b>

2023-24 Season

- » On the preseason watch list for the Julius Erving Award
- » Averaging 13.0 points, 8.3 boards and 34.8 minutes in four games since returning on Jan. 23 after missing two games due to injury
- » Went a perfect 9-for-9 from the free throw line versus Michigan State, setting a new career-high, en route to 13 points
- » Scored a 20 points against Bucknell while collecting six rebounds and two assists in 22 minutes of action
- » Shot 5-of-6 (.833) from the field against La Salle, en route to 12 points, his third consecutive game with at least 10 points. Added five rebounds and three assists against the Explorers
- » A then-career-high 21 points on 7-of-10 (.700) shooting against Syracuse (1/2), including 18 first-half points
- » Followed up the Syracuse game with a career-high 23 points on 8-of-12 shooting (.750) at Notre Dame (1/6), while adding 14 rebounds for his first career double-double
- » 20-10 double-double, second of his career, scoring 20 points on 8-of-11 (.727) shooting with 12 boards at Louisville (1/23)

Career

- » Awarded the Pagluica Family Coach's Award, given to the player that best exemplified the commitment and values of Duke Basketball, following the 2022-23 season
- » Averaged 9.1 points and 4.5 rebounds as a freshman, starting in all 35 of his appearances while missing just one game
- » Was the team's fourth leading scorer and third leading field goal shooter at .469 -- his 114 field goals were also fourth on the team
- » Duke is 25-2 when Mitchell scores in double-figures

High School

- » Ranked as the No. 26 overall player and No. 3 at his position in the ESPN 100 class of 2022 rankings
- » Scored a game-high 19 points in the 2022 McDonald's All-American Game
- » Averaged 17.6 points on .487 field goal shooting with 6.3 rebounds per game as a senior in 2021-22
- » Chose the Blue Devils over Kansas, Missouri and North Carolina, among others

LAST FIVE GAME STATS

Date	Opponent	Start	FG	Pct.	3FG	Pct.	FT	Pct.	Reb	PF	Pts	Ast	TO	Blk	Stl	Min
1/20	Pittsburgh	dnp	(injury)													
1/23	at Louisville	*	8-11	.727	1-0	.000	4-5	.800	4-8-12	2	20	1	0	0	1	34
1/27	Clemson	*	3-6	.500	1-1	1.000	6-8	.750	2-4-6	1	13	0	0	0	1	37
1/29	at Virginia Tech	*	4-6	.667	0-0	.000	0-0	.000	2-6-8	2	8	1	6	2	0	31
2/3	at North Carolina	*	4-6	.667	0-1	.000	3-3	1.000	2-5-7	0	11	2	0	2	0	37

CAREER HIGHS

23 at Notre Dame (1/6/24)	Points	23 at Notre Dame (1/6/24)
14 at Notre Dame (1/6/24)	Rebounds	14 at Notre Dame (1/6/24)
5 at Syracuse (2/18/23)	Assists	3 vs. La Salle (11/21/23)
2, 6x, last vs. Charlotte (12/9/23)	Steals	2, 3x, last vs. Queens (12/30/23)
3 at Boston College (1/7/23)	Blocks	2, 3x, last at North Carolina (2/3/24)
8, 3x, last at Louisville (1/23/24)	FG Made	8, 3x, last at Louisville (1/23/24)
2, 6x, last at Notre Dame (1/6/24)	3FG Made	2 at Notre Dame (1/6/24)
9 vs. Michigan State (11/14/23)	FT Made	9 vs. Michigan State (11/14/23)
38 at North Carolina (3/4/23)	Minutes	37, 3x, last at North Carolina (2/3/24)

SEASON HIGHS

PRODUCTION

	Season	Career
Double-figure points	12	28
Double-doubles	2	2
20-point games	4	4
Dunks	31	55
3+ 3-point field goals	--	--
5+ rebounds	12	30
3+ assists	2	7
2+ blocks	3	5
Three-point plays	5	15

Career Statistics

Season	GP-GS	Min	FG-FGA	Pct.	3PT-A	Pct.	FT-FTA	Pct.	Reb	Avg.	PF-DQ	Ast	TO	Blk	Stl	Pts	Avg
2022-23	35-35	948	114-243	.469	19-54	.352	71-93	.763	158	4.5	35-0	42	46	18	22	318	9.1
2023-24	18-17	516	76-144	.528	4-27	.148	67-90	.744	111	6.2	25-0	22	21	10	13	223	12.4
<b>Totals</b>	<b>53-52</b>	<b>1464</b>	<b>190-387</b>	<b>.491</b>	<b>23-81</b>	<b>.284</b>	<b>138-183</b>	<b>.754</b>	<b>269</b>	<b>5.1</b>	<b>60-0</b>	<b>64</b>	<b>67</b>	<b>28</b>	<b>35</b>	<b>541</b>	<b>10.2</b>

Career ACC Regular Season Statistics

Season	GP-GS	Min	FG-FGA	Pct.	3PT-A	Pct.	FT-FTA	Pct.	Reb	Avg.	PF-DQ	Ast	TO	Blk	Stl	Pts	Avg
2022-23	20-20	572	64-134	.478	11-27	.407	44-60	.733	97	4.9	22-0	22	28	13	16	183	9.2
2023-24	8-7	251	40-66	.606	3-8	.375	28-37	.757	60	7.5	12-0	8	10	6	4	111	13.9
<b>Totals</b>	<b>28-27</b>	<b>823</b>	<b>104-200</b>	<b>.520</b>	<b>14-35</b>	<b>.400</b>	<b>72-97</b>	<b>.742</b>	<b>157</b>	<b>5.6</b>	<b>34-0</b>	<b>30</b>	<b>38</b>	<b>19</b>	<b>20</b>	<b>294</b>	<b>10.5</b>

#12 • TJ POWER

F • 6-9 • 216 • Fr. • Shrewsbury, Mass. • Worcester Academy

2023-24

- Made his Duke debut against Dartmouth, playing eight minutes and grabbing two rebounds
Scored his first two career points off a pair of free throws against Bucknell, adding in a rebound and an assist in his career-high 11 minutes
Caught fire in six minutes of action versus La Salle, drilling three three-pointers
Played a career-high 16 minutes at Georgia Tech, matching his career-bests with two rebounds and a steal
Six points on 2-of-2 from beyond the arc while adding two steals and an assist versus Queens (12/30)

High School

- Rated by 247Sports with five stars as the No. 16 player nationally, the No. 4 power forward and the No. 1 player from the state of Massachusetts
Rated by ESPN with four stars as the No. 32 player nationally, the No. 6 power forward and the No. 1 player from the state of Massachusetts
Named the Massachusetts Gatorade Player of the Year for the 2021-22 season
Averaged 13.1 points, 7.2 rebounds, 2.7 assists and 1.5 steals as a junior at Worcester Academy
Averaged 23.7 points and shot 45 percent from three-point in the final EYBL session in Kansas City in the summer of 2022, including a 41-point, 15-rebound, five-assist outburst against Houston Hoops
Helped lead Worcester Academy to back-to-back NEPSAC Class AA championships in his junior and senior seasons
A standout prep baseball player as well, winning a CNEPSBL title in May of 2023 with Worcester Academy -- pitched 20.2 innings as a senior with a 1.69 ERA and 31 strikeouts while issuing just three walks

Personal

- Son of Tom and Shannon Power
Has a sister, Lauren
His uncle, Mike, played quarterback at Boston College and his great uncle, Frank, coached basketball at Boston College

Career Statistics

Table with 18 columns: Season, GP-GS, Min, FG-FGA, Pct., 3PT-A, Pct., FT-FTA, Pct., Reb, Avg., PF-DQ, Ast, TO, Blk, Stl, Pts, Avg. Totals: 14-0, 110, 10-25, .400, 9-21, .429, 4-4, 1.000, 14, 1.0, 8-0, 3, 4, 1, 4, 33, 2.4

Career ACC Regular Season Statistics

Table with 18 columns: Season, GP-GS, Min, FG-FGA, Pct., 3PT-A, Pct., FT-FTA, Pct., Reb, Avg., PF-DQ, Ast, TO, Blk, Stl, Pts, Avg. Totals: 6-0, 40, 3-12, .250, 2-9, .222, 0-0, .000, 10, 1.7, 2-0, 0, 2, 1, 1, 8, 1.3

LAST FIVE GAME STATS

Table with 18 columns: Date, Opponent, Start, FG, Pct., 3FG, Pct., FT, Pct., Reb, PF, Pts, Ast, TO, Blk, Stl, Min. Rows include Pittsborough, Louisville, Clemson, Virginia Tech, North Carolina.

CAREER HIGHS

Table with 3 columns: Game, Points, Season Highs. Points: 9 vs. La Salle (11/21/23). Season Highs: 9 vs. La Salle (11/21/23).

SEASON HIGHS

PRODUCTION

Table with 3 columns: Season, Career. Double-figure points: --, --. Double-doubles: --, --. 20-point games: --, --.

#5 • TYRESE PROCTOR

tie-REECE

Captain • G • 6-5 • 183 • So. • Sydney, Australia • NBA Global Academy

2023-24 Season

- ACC Preseason Second Team All-ACC
NABC Preseason Division I Player of the Year Watch List, Naismith Trophy Watch List, Bob Cousy Award Watch List
Played a season-high 39 minutes versus Michigan State, scoring 13 points, grabbing six rebounds and dishing out a team-high six assists while committing zero turnovers
Second straight game in double-figures in Duke's win versus Bucknell, adding four more assists with zero turnovers
First career game with at least 20 points came in game versus La Salle -- 22 points with seven rebounds and four assists
Returned to the court for the first time since an ankle injury in the first minute against Georgia Tech (12/2), playing 18 minutes versus Queens (12/30) -- scored nine points on 3-of-4 (.750) shooting while adding four assists
Career-high 24 points on 9-of-16 (.563) shooting, including matching his career-high of four three-pointers, at Louisville (1/23)
Two free throws with 1.0 second remaining versus Clemson (1/27) to put Duke ahead for good, 72-71, finishing with 18 points

Career

- ACC All-Freshman Team in 2022-23
One of 14 known foreign-born Blue Devils, including one of three from Australia (Jack White, who played from 2016-20, and Kyrie Irving, who played in 2010)
As a freshman, was one of four Blue Devils to play in all 36 games and finished as the team's third leading scorer at 9.4 points with a team-leading 119 assists
Posted a 2.05 assist-turnover ratio that trailed only five other freshmen nationally and only two from power conferences
His team-leading A/T ratio ranked eighth overall in the ACC and was the fifth best by a Duke freshman all-time

High School

- A five-star guard who was originally committed to Duke for the 2023 class
Announced his decision to reclassify in June 2022 to play for the Blue Devils for the 2022-23 season
Attended the NBA Global Academy branch in Canberra, Australia
Starred in the 2021 Australian Under-20 Championships where he averaged 13.8 points and 4.4 assists while competing as one of the youngest players at the event

Personal

- His father, Roderick, played basketball at Mississippi College in Clinton, Miss.

Career Statistics

Table with 18 columns: Season, GP-GS, Min, FG-FGA, Pct., 3PT-A, Pct., FT-FTA, Pct., Reb, Avg., PF-DQ, Ast, TO, Blk, Stl, Pts, Avg. Totals: 54-47, 1579, 181-449, .403, 77-225, .342, 91-110, .827, 160, 3.0, 90-0, 187, 82, 7, 35, 530, 9.8

Career ACC Regular Season Statistics

Table with 18 columns: Season, GP-GS, Min, FG-FGA, Pct., 3PT-A, Pct., FT-FTA, Pct., Reb, Avg., PF-DQ, Ast, TO, Blk, Stl, Pts, Avg. Totals: 30-24, 882, 101-251, .402, 46-127, .362, 48-60, .800, 80, 2.7, 47-0, 95, 51, 3, 17, 296, 9.9

LAST FIVE GAME STATS

Table with 18 columns: Date, Opponent, Start, FG, Pct., 3FG, Pct., FT, Pct., Reb, PF, Pts, Ast, TO, Blk, Stl, Min. Rows include Pittsborough, Louisville, Clemson, Virginia Tech, North Carolina.

CAREER HIGHS

Table with 3 columns: Game, Points, Season Highs. Points: 24 at Louisville (1/23/24). Season Highs: 24 at Louisville (1/23/24).

SEASON HIGHS

PRODUCTION

Table with 3 columns: Season, Career. Double-figure points: 10, 28. Double-doubles: --, 2. 20-point games: 2, 2.

## #21 • CHRISTIAN REEVES

C • 7-1 • 261 • So. • Charlotte, N.C. • Oak Hill [Va.]

### 2023-24 Season

- » Missed 13 games due to injury before undergoing season-ending surgery (right ankle)
- » Logged a career-high 12 minutes in the season opener against Dartmouth, adding three rebounds and two points

### Career

- » Played in 13 games for the Blue Devils as a freshman, playing a total of 42 minutes
- » Averaged 1.5 points and 1.0 rebounds, hitting 8-of-11 from the field as a freshman

### High School

- » A four-star center out of Oak Hill Academy in Mouth of Wilson, Va.
- » Ranked as the No. 5 player from the state of North Carolina in his class by ESPN
- » Scored four points and grabbed four rebounds in just three minutes of action against Delaware
- » Scored his first points in ACC play with a dunk against Georgia Tech
- » Tallied a new career high with six points on 3-of-3 shooting from the field in six minutes of action against Pittsburgh in the ACC Tournament quarterfinals

### Personal

- » His father, John, played college basketball at Belmont Abbey

### LAST FIVE GAME STATS

Date	Opponent	Start	FG	Pct.	3FG	Pct.	FT	Pct.	Reb	PF	Pts	Ast	TO	Blk	Stl	Min
1/20	Pittsburgh		dnp	(injury)												
1/23	at Louisville		dnp	(injury)												
1/27	Clemson		dnp	(injury)												
1/29	at Virginia Tech		dnp	(injury)												
2/3	at North Carolina		dnp	(injury)												

### CAREER HIGHS

Game	Points	Season	Career
6 vs. Pittsburgh (3/9/23)	3 vs. Arizona (11/10/23)		
4 vs. Delaware (11/18/22)	Rebounds	3 vs. Dartmouth (11/6/23)	
1 at Georgia Tech (1/28/23)	Assists	--	
1 vs. Boston College (12/3/22)	Steals	--	
1 vs. Dartmouth (11/6/23)	Blocks	1 vs. Dartmouth (11/6/23)	
3 vs. Pittsburgh (3/9/23)	FG Made	1, 2x, last vs. Arizona (11/10/23)	
--	3FG Made	--	
2 vs. Delaware (11/18/22)	FT Made	1 vs. Arizona (11/10/23)	
12 vs. Dartmouth (11/6/23)	Minutes	12 vs. Dartmouth (11/6/23)	

### Career Statistics

Season	GP-GS	Min	FG-FGA	Pct.	3PT-A	Pct.	FT-FTA	Pct.	Reb	Avg.	PF-DQ	Ast	TO	Blk	Stl	Pts	Avg
2022-23	13-0	42	8-11	.727	0-0	.000	4-6	.667	13	1.0	4-0	1	3	0	1	20	1.5
2023-24	3-0	18	2-3	.667	0-0	.000	1-4	.250	5	2.5	3-0	0	2	1	0	5	2.5
<b>Totals</b>	<b>16-0</b>	<b>59</b>	<b>10-14</b>	<b>.714</b>	<b>0-0</b>	<b>.000</b>	<b>5-10</b>	<b>.500</b>	<b>18</b>	<b>1.2</b>	<b>7-0</b>	<b>1</b>	<b>5</b>	<b>1</b>	<b>1</b>	<b>25</b>	<b>1.7</b>

### PRODUCTION

	Season	Career
Double-figure points	--	--
Double-doubles	--	--
20-point games	--	--
Dunks	1	4
3+ 3-point field goals	--	--
5+ rebounds	--	--
2+ blocks	--	--
Three-point plays	--	1

## #3 • JEREMY ROACH

Captain • G • 6-2 • 180 • Sr. • Leesburg, Va. • St. Paul VI

### 2023-24 Season

- » Voted team captain for the second straight year
- » Named to preseason watch list for Jerry West Shooting Guard of the Year award
- » Eclipsed 1,000 career points in Duke's game versus Arizona -- is the 68th all-time 1,000-point scorer for Duke and currently stands at 1,265 career points -- 45th in program history
- » Across his last 10 games, Roach has 34 assists and just eight turnovers -- good for a 4.3 assist-turnover ratio. Currently leads the ACC, and is ranked 12th nationally, in overall assist-turnover ratio (3.3)
- » Played 39 minutes against Arizona, scoring 17 points, including a 3-for-5 effort from deep, while adding three assists and swiping two steals
- » 16 second-half points versus Southern Indiana, en route to 18 total points on 6-of-12 shooting, a new season-high
- » A season-high 22 points at Arkansas, on 7-of-13 shooting, along with 7-of-9 from the free throw line
- » Played all 40 minutes at Georgia Tech, setting a new career-high with eight rebounds while scoring 20 points on 6-of-12 shooting and dishing five assists
- » Season-high eight assists versus Hofstra while scoring 19 points on 7-of-11 shooting, including 3-of-5 from beyond the arc for the second consecutive game
- » Played all but 15 seconds in the win over No. 10 Baylor, scoring 18 points -- his sixth consecutive game in double-figures
- » Connected on 4-of-5 from deep at Virginia Tech (1/29), leading Duke in points with 16 en route to the road victory

### Career

- » All-ACC Honorable Mention, All-ACC Tournament First Team
- » Voted team captain for both the 2022-23 and 2023-24 season
- » Duke is 12-2 when Roach hits three or more threes in a game
- » A four-year player for Duke that has vast experience, including leading the Blue Devils as the starting point guard on the 2022 Final Four team as a sophomore and earning All-ACC Honorable Mention and All-ACC Tournament First Team honors as a junior
- » Named to the All-NCAA Tournament West Regional Team during the 2021-22 season

### Personal

- » His brother Jordan played basketball at Christopher-Newport University and his sister Chloe played at Eastern Mennonite University

### LAST FIVE GAME STATS

Date	Opponent	Start	FG	Pct.	3FG	Pct.	FT	Pct.	Reb	PF	Pts	Ast	TO	Blk	Stl	Min
1/20	Pittsburgh		dnp	(injury)												
1/23	at Louisville	*	3-7	.429	2-4	.500	2-2	1.000	1-0-1	1	10	3	0	0	2	17
1/27	Clemson		1-8	.125	0-1	.000	3-4	.750	0-2-2	1	5	1	0	0	0	25
1/29	at Virginia Tech		5-11	.456	4-5	.800	2-2	1.000	0-0-0	3	16	4	2	0	0	29
2/3	at North Carolina	*	9-16	.563	2-5	.400	0-0	.000	2-1-3	4	20	2	2	0	0	36

### CAREER HIGHS

Game	Points	Season	Career
23, 2x, last vs. Oral Roberts (3/16/23)	22 at Arkansas (11/29/23)		
8 at Georgia Tech (12/2/23)	Rebounds	8 at Georgia Tech (12/2/23)	
11 vs. Virginia Tech (2/25/23)	Assists	8 vs. Hofstra (12/12/23)	
5 vs. SC State (12/14/21)	Steals	4 at Notre Dame (1/6/24)	
2 vs. Elon (12/18/21)	Blocks	1, 3x, last vs. Queens (12/30/23)	
9, 5x, last at North Carolina (2/3/24)	FG Made	9 at North Carolina (2/3/24)	
5 vs. Syracuse (3/10/22)	3FG Made	4 at Virginia Tech (1/29/24)	
9 at Notre Dame (1/6/24)	FT Made	9 at Notre Dame (1/6/24)	
40, 4x, last vs. Baylor (12/20/23)	Minutes	40, 2x, last vs. Baylor (12/20/23)	

### Career Statistics

Season	GP-GS	Min	FG-FGA	Pct.	3PT-A	Pct.	FT-FTA	Pct.	Reb	Avg.	PF-DQ	Ast	TO	Blk	Stl	Pts	Avg
2020-21	24-18	657	78-172	.453	26-84	.310	27-40	.675	52	2.2	65-2	66	47	1	18	209	8.7
2021-22	39-27	1145	118-288	.410	39-121	.322	61-80	.763	94	2.4	86-0	123	63	4	33	336	8.6
2022-23	32-30	1062	159-373	.426	46-134	.343	71-91	.780	79	2.5	58-1	99	71	0	28	435	13.6
2023-24	20-18	634	96-199	.482	32-68	.471	61-71	.859	47	2.4	48-1	61	20	2	26	285	14.3
<b>Totals</b>	<b>115-93</b>	<b>3499</b>	<b>451-1032</b>	<b>.437</b>	<b>143-407</b>	<b>.351</b>	<b>220-282</b>	<b>.780</b>	<b>272</b>	<b>2.4</b>	<b>257-4</b>	<b>349</b>	<b>201</b>	<b>7</b>	<b>105</b>	<b>1265</b>	<b>11.0</b>

### Career ACC Regular Season Statistics

Season	GP-GS	Min	FG-FGA	Pct.	3PT-A	Pct.	FT-FTA	Pct.	Reb	Avg.	PF-DQ	Ast	TO	Blk	Stl	Pts	Avg
2020-21	18-15	511	62-137	.453	20-68	.294	19-26	.731	37	2.1	50-1	45	38	0	14	163	9.1
2021-22	20-11	546	46-120	.383	17-54	.315	29-38	.763	43	2.2	45-0	66	25	1	9	138	6.9
2022-23	16-14	514	79-180	.439	21-64	.328	27-37	.730	38	2.4	30-1	50	33	0	10	206	12.9
2023-24	9-7	275	43-95	.453	16-32	.500	31-34	.912	27	3.0	23-0	26	11	0	13	133	14.8
<b>Totals</b>	<b>63-47</b>	<b>1846</b>	<b>230-532</b>	<b>.432</b>	<b>74-218</b>	<b>.339</b>	<b>106-135</b>	<b>.785</b>	<b>145</b>	<b>2.3</b>	<b>148-2</b>	<b>187</b>	<b>107</b>	<b>1</b>	<b>46</b>	<b>640</b>	<b>10.2</b>

### PRODUCTION

	Season	Career
Double-figure points	14	63
Double-doubles	--	1
20-point games	3	11
Dunks	--	2
5+ rebounds	1	9
2+ steals	8	31
3+ assists	14	64
Three-point plays	4	18

**2023-24 Season**

- » Went 2-of-5 from deep to tally six points in 12 minutes against UNC Pembroke
- » Underwent season-ending surgery (left knee), and is redshirting this season

**Career**

- » Made his Duke debut in the 2022-23 season-opener against Jacksonville, playing four minutes
- » Averaged 21 points in 14 total games played as a freshman
- » Went 7-of-20 (.350) from beyond the arc

**High School**

- » Rated as the No. 50 overall player in ESPN 100's rankings for the class of 2022
- » Ranked as the No. 9 player at his position (shooting guard) by ESPN
- » Named the 2022 Gatorade Player of the Year in Illinois
- » Led Yorkville Christian to the Class 1A state title in 2021-22
- » As a senior, averaged 24.6 points, 6.3 rebounds and shot .520 from the field and .390 from three-point range
- » Averaged 26.2 points, 7.9 rebounds, 3.9 assists and 3.6 steals as a junior in 2020-21
- » Chose the Blue Devils over Michigan State and Florida, among others

**LAST FIVE GAME STATS**

Date	Opponent	Start	FG	Pct.	3FG	Pct.	FT	Pct.	Reb	PF	Pts	Ast	TO	Blk	Stl	Min
1/20	Pittsburgh															
1/23	at Louisville															
1/27	Clemson															
1/29	at Virginia Tech															
2/3	at North Carolina															

**CAREER HIGHS**

9 vs. UMES (12/10/22)	Points	--
5 vs. UMES (12/10/22)	Rebounds	--
1, 4x, last vs. Pittsburgh (3/9/23)	Assists	--
1 at Miami (2/6/23)	Steals	--
1, 2x, last vs. Pittsburgh (3/9/23)	Blocks	--
3 vs. UMES (12/10/22)	FG Made	--
3 vs. UMES (12/10/22)	3FG Made	--
2 vs. USC Upstate (11/11/22)	FT Made	--
19 vs. UMES (12/10/22)	Minutes	--

**SEASON HIGHS**

PRODUCTION	Season	Career
Double-figure points	--	--
Double-doubles	--	--
20-point games	--	--
Dunks	--	--
3+ 3-point field goals	--	1
5+ rebounds	--	1
2+ blocks	--	--
Three-point plays	--	--

**CAREER STATISTICS**

Season	GP-GS	Min	FG-FGA	Pct.	3PT-A	Pct.	FT-FTA	Pct.	Reb	Avg.	PF-DQ	Ast	TO	Blk	Stl	Pts	Avg
2022-23	14-0	96	10-28	.357	7-20	.350	2-4	.500	15	1.1	4-0	6	0	2	1	29	2.1
2023-24	--	--	--	--	--	--	--	--	--	--	--	--	--	--	--	--	--
<b>Totals</b>	<b>14-0</b>	<b>96</b>	<b>10-28</b>	<b>.357</b>	<b>7-20</b>	<b>.350</b>	<b>2-4</b>	<b>.500</b>	<b>15</b>	<b>1.1</b>	<b>4-0</b>	<b>6</b>	<b>0</b>	<b>2</b>	<b>1</b>	<b>29</b>	<b>2.1</b>

**2023-24 Season**

- » Holds the program record for standing vertical at 36 inches, breaking the previous mark -- 35.5 inches -- held by Zion Williamson
- » Scored 12 points while shooting 6-for-7 from the field against UNC Pembroke -- also snagged six rebounds while recording an assist and a steal
- » Made Duke debut with six points on 3-of-4 shooting while also grabbing five rebounds in 10 minutes of action
- » Played 16 minutes against Bucknel (11/17), scoring six points with seven rebounds and swiped a team-high three steals
- » First double-double of his career with 16 points (7-of-9 from the field) and 10 rebounds in a career-high 18 minutes versus La Salle (11/21)
- » Played 15 minutes at Louisville (1/23), grabbing six key rebounds and adding two blocks

**High School**

- » Rated by 247Sports with five stars as the No. 21 player nationally, the No. 6 power forward and the No. 2 player from the state of Florida
- » Rated by ESPN with five stars as the No. 19 player nationally, the No. 5 power forward and the No. 1 player from the state of Florida
- » Named a McDonald's All-American, scoring six points for Team East while also grabbing a game-high eight rebounds
- » Joins former Blue Devils RJ Barrett and Dariq Whitehead from powerhouse Montverde Academy
- » Transferred to Montverde for his senior season after beginning his high school career at Windermere (Fla.), where he averaged 20.5 points, 13.6 rebounds and shot .521 from the field and totaled 553 points as a junior
- » Initially committed to Duke on Dec. 23, 2021
- » Played for the USA U-17 National Team, helping the squad to a gold medal at the 2022 FIBA World Cup in Spain in July
- » Scored 10 points with 10 rebounds in the FIBA World Cup gold medal game win over Spain, 79-67
- » Played for the Florida Rebels on the Nike EYBL circuit
- » Also had offers from Michigan, Georgetown and Ohio State among others
- » Grew up a Duke fan, living on the same street as former Blue Devil Grant Hill
- » His father, Mike, played eight years in the NBA, while his grandfather, Mike, played at Santa Clara where he was the WCC Player of the Year in 1972

**Personal**

- » Son of Michael and Nicole Stewart
- » Has a brother, Miles

**LAST FIVE GAME STATS**

Date	Opponent	Start	FG	Pct.	3FG	Pct.	FT	Pct.	Reb	PF	Pts	Ast	TO	Blk	Stl	Min
1/20	Pittsburgh		0-0	.000	0-0	.000	0-2	.000	0-2-2	2	0	0	0	0	0	12
1/23	at Louisville		0-1	.000	0-0	.000	2-2	1.000	3-3-6	4	2	0	0	2	0	15
1/27	Clemson		0-0	.000	0-0	.000	0-0	.000	0-1-1	2	0	0	0	0	0	7
1/29	at Virginia Tech		0-0	.000	0-0	.000	0-0	.000	1-0-1	0	0	0	0	0	0	4
2/3	at North Carolina		0-0	.000	0-0	.000	0-0	.000	0-0-0	0	0	0	0	0	0	2

**CAREER HIGHS**

16 vs. La Salle (11/21/23)	Points	16 vs. La Salle (11/21/23)
10 vs. La Salle (11/21/23)	Rebounds	10 vs. La Salle (11/21/23)
1 vs. Bucknell (11/17/23)	Assists	1 vs. Bucknell (11/17/23)
3 vs. Bucknell (11/17/23)	Steals	3 vs. Bucknell (11/17/23)
2, 2x, last at Louisville (1/23/24)	Blocks	2, 2x, last at Louisville (1/23/24)
7 vs. La Salle (11/21/23)	FG Made	7 vs. La Salle (11/21/23)
--	3FG Made	--
2, 3x, last at Louisville (1/23/24)	FT Made	2, 3x, last at Louisville (1/23/24)
18 vs. La Salle (11/21/23)	Minutes	18 vs. La Salle (11/21/23)

**SEASON HIGHS**

**Career Statistics**

Season	GP-GS	Min	FG-FGA	Pct.	3PT-A	Pct.	FT-FTA	Pct.	Reb	Avg.	PF-DQ	Ast	TO	Blk	Stl	Pts	Avg
2023-24	18-0	136	17-34	.500	0-0	.000	7-13	.538	48	2.7	22-0	1	5	8	7	41	2.3
<b>Totals</b>	<b>18-0</b>	<b>136</b>	<b>17-34</b>	<b>.500</b>	<b>0-0</b>	<b>.000</b>	<b>7-13</b>	<b>.538</b>	<b>48</b>	<b>2.7</b>	<b>22-0</b>	<b>1</b>	<b>5</b>	<b>8</b>	<b>7</b>	<b>41</b>	<b>2.3</b>

**Career ACC Regular Season Statistics**

Season	GP-GS	Min	FG-FGA	Pct.	3PT-A	Pct.	FT-FTA	Pct.	Reb	Avg.	PF-DQ	Ast	TO	Blk	Stl	Pts	Avg
2023-24	8-0	53	1-5	.200	0-0	.000	4-6	.667	14	2.0	8-0	0	1	3	2	6	0.8
<b>Totals</b>	<b>8-0</b>	<b>53</b>	<b>1-5</b>	<b>.200</b>	<b>0-0</b>	<b>.000</b>	<b>4-6</b>	<b>.667</b>	<b>14</b>	<b>2.0</b>	<b>8-0</b>	<b>0</b>	<b>1</b>	<b>3</b>	<b>2</b>	<b>6</b>	<b>0.8</b>

PRODUCTION	Season	Career
Double-figure points	1	1
Double-doubles	1	1
20-point games	--	--
Dunks	6	6
3+ 3-point field goals	--	--
5+ rebounds	5	5
2+ steals	1	1
2+ blocks	3	3
Three-point plays	--	--

**2023-24 Season**

- » Named a team captain along with senior Jeremy Roach and sophomore Tyrese Proctor
- » Scored his 1,000 career point in Duke's win over Baylor (12/20)
- » Scored eight points, grabbed seven rebounds and finished with a game-high plus-minus of +24 against Michigan State
- » Dished out five assists against Bucknell, adding in two points and three rebounds in 14 minutes of play
- » Made key plays down the stretch versus Baylor, helping Duke rally from a second-half deficit and win, 78-70
- » A then-season-high three field-goals at Pittsburgh (1/9), scoring eight points in 16 minutes of action while adding five rebounds and two blocks
- » Finished one rebound shy of his first double-double of the season, scoring 10 points and grabbing nine rebounds versus Georgia Tech (1/13)
- » 10 points and four rebounds at Virginia Tech (1/29), making a season-high five field goals at an 83% clip (5-of-6)

LAST FIVE GAME STATS																
Date	Opponent	Start	FG	Pct.	3FG	Pct.	FT	Pct.	Reb	PF	Pts	Ast	TO	Blk	Stl	Min
1/20	Pittsburgh		2-3	.667	0-0	.000	2-2	1.000	2-2-4	2	6	2	3	2	0	26
1/23	at Louisville		0-1	.000	0-0	.000	0-0	.000	0-1-1	1	0	0	1	0	0	2
1/27	Clemson		0-1	.000	0-0	.000	1-2	.500	2-2-4	3	1	0	1	0	0	17
1/29	at Virginia Tech		5-6	.833	0-0	.000	0-1	.000	3-2-5	4	10	2	0	1	0	15
2/3	at North Carolina		1-2	.500	0-0	.000	0-0	.000	0-2-2	1	2	0	2	0	1	10

**Career**

- » Enrolled at Duke prior to the 2022-23 season after graduating from Northwestern where he played under former Blue Devil Chris Collins
- » Holds his undergraduate degree from Northwestern in learning and organizational change and is enrolled in Duke's Fuqua School of Business to pursue an accelerated MBA
- » Finished Northwestern career with 37 starts in 86 games played, averaging 8.7 points on .553 shooting from the field and 5.1 rebounds
- » Three-time Academic All-Big Ten honoree and a three-time Big Ten Distinguished Scholar
- » Became the first Blue Devil in history to record a 20-10 double-double while not missing a shot with 20 points and 12 rebounds, going 7-of-7 from the field and 6-of-6 from the free throw line, in a win over Florida State (12/31) -- it was his 100th career game played
- » Has played 143 career games between Northwestern and Duke, with career averages of 7.3 points, 4.9 rebounds and a .582 field goal percentage

**CAREER HIGHS**

25 vs. SIU-Edwardsville (12/15/19)	<b>Points</b>	10, 2x, last at Virginia Tech (1/29/24)
15 vs. Oregon State (11/24/22)	<b>Rebounds</b>	9 vs. Georgia Tech (1/13/24)
5, 3x, last vs. Bucknell (11/17/23)	<b>Assists</b>	5 vs. Bucknell (11/17/23)
3, 2x, last vs. Jacksonville (11/7/22)	<b>Steals</b>	1, 3x, last at North Carolina (2/3/24)
3 vs. Penn State (3/7/20)	<b>Blocks</b>	2, 3x, last vs. Pittsburgh (1/20/24)
11 vs. SIU-Edwardsville (12/15/19)	<b>FG Made</b>	5 at Virginia Tech (1/29/24)
1, 5x, last at Michigan (1/26/22)	<b>3FG Made</b>	--
11 vs. Norfolk State (11/22/19)	<b>FT Made</b>	4, 2x, last vs. Queens (12/30/23)
40 vs. Indiana (2/10/21)	<b>Minutes</b>	26 vs. Pittsburgh (1/20/24)

**SEASON HIGHS**

**Personal**

- » His mother, Tammy, played volleyball at Syracuse and his father, Patrick, was on the crew team at Syracuse
- » His sister, Jordan, played volleyball at George Washington and his brother, Kyle, played basketball at Siena and later transferred to Flagler
- » Holds an undergraduate degree from Northwestern in learning and organizational change and is enrolled in Duke's Fuqua School of Business to pursue a graduate degree

**Career Statistics**

Season	GP-GS	Min	FG-FGA	Pct.	3PT-A	Pct.	FT-FTA	Pct.	Reb	Avg.	PF-DQ	Ast	TO	Blk	Stl	Pts	Avg
2019-20*	31-31	799	107-200	.535	3-21	.143	63-94	.670	189	6.1	64-1	45	43	15	15	280	9.0
2020-21*	24-5	455	70-123	.569	1-2	.500	45-61	.738	114	4.8	44-0	34	34	10	11	186	7.8
2021-22*	31-1	529	104-186	.559	1-6	.167	69-102	.676	131	4.2	62-1	29	37	10	11	278	9.0
2022-23	36-9	635	89-130	.685	0-0	.000	52-64	.813	199	5.5	77-1	48	42	17	9	230	6.4
2023-24	21-2	257	28-45	.622	0-1	.000	17-24	.708	74	3.5	34-0	22	22	12	3	73	3.5
<b>Totals</b>	<b>143-48</b>	<b>2674</b>	<b>398-684</b>	<b>.582</b>	<b>5-30</b>	<b>.167</b>	<b>246-345</b>	<b>.713</b>	<b>707</b>	<b>4.9</b>	<b>281-3</b>	<b>178</b>	<b>178</b>	<b>64</b>	<b>49</b>	<b>1047</b>	<b>7.3</b>

\* at Northwestern

**Career ACC Regular Season Statistics**

Season	GP-GS	Min	FG-FGA	Pct.	3PT-A	Pct.	FT-FTA	Pct.	Reb	Avg.	PF-DQ	Ast	TO	Blk	Stl	Pts	Avg
2022-23	20-6	370	55-79	.696	0-0	.000	32-41	.780	116	5.8	43-1	30	19	11	5	142	7.1
2023-24	10-1	130	17-28	.607	0-0	.000	5-8	.625	38	3.8	20-0	8	14	7	1	39	3.9
<b>Totals</b>	<b>30-7</b>	<b>500</b>	<b>72-107</b>	<b>.673</b>	<b>0-0</b>	<b>.000</b>	<b>37-49</b>	<b>.755</b>	<b>154</b>	<b>5.1</b>	<b>63-1</b>	<b>38</b>	<b>33</b>	<b>18</b>	<b>6</b>	<b>181</b>	<b>6.0</b>

PRODUCTION	Season	Career
Double-figure points	2	44
Double-doubles	--	5
20-point games	--	4
Dunks	2	3*
5+ rebounds	5	71
3+ assists	2	19
2+ steals	--	10
2+ blocks	2	12
Three-point plays	--	5*

\* stats from Northwestern not included

**ACC WEEKLY HONORS**

**2023-24 Season**

Kyle Filipowski	Player of the Week	Dec. 18
Jared McCain	Rookie of the Week	Jan. 29

**Career Honors by Blue Devils**

Kyle Filipowski	Rookie of the Week	9
	Player of the Week	1
Jared McCain	Rookie of the Week	1
Jeremy Roach	Player of the Week	1

**Notable**

Over the last 10 seasons (since the start of 2013-14), Duke has had an ACC Rookie of the Week in 84 of a possible 181 weeks (46.4%). Twenty-four different Blue Devils have won the award at least once in that time.

as of Feb. 5, 2024

**Most ACC Player of the Week Selections**

North Carolina	155
<b>Duke</b>	<b>147</b>
Virginia	86
Wake Forest	83
NC State	81
Georgia Tech	62
Clemson	48
Florida State	30
Virginia Tech	27
Miami	19
Boston College	18
Notre Dame	17
Pittsburgh	14
Louisville	12
Syracuse	12

as of Feb. 5, 2024

**Most ACC Rookie of the Week Selections**

<b>Duke</b>	<b>157</b>
North Carolina	96
Georgia Tech	89
Virginia	80
Wake Forest	76
NC State	72
Clemson	51
Florida State	35
Boston College	15
Syracuse	15
Miami	14
Virginia Tech	11
Pittsburgh	9
Louisville	6
Notre Dame	6

as of Feb. 5, 2024



## SEASON RESULTS

**Overall Record: 16-5 (Home: 10-2; Road: 4-3; Neutral: 2-0) | ACC Record: 7-3 (Home: 3-1; Road: 4-2)**

Date	AP Rank	DU	OPP	Opponent	Result	High Points	High Rebounds	High Assists	High Steals	High Blocks	Attendance
N 6	2	-		DARTMOUTH	W, 92-54	Filipowski (25)	Filipowski/Young (7)	Proctor (8)	Blakes (3)	Blakes (2)	^ 9,314
N 10	2	12		ARIZONA	L, 73-78	Filipowski (25)	Filipowski (8)	McCain/Proctor (5)	McCain (3)	Mitchell (2)	^ 9,314
N 14	9	18		vs. Michigan State - 1	W, 74-65	Foster (18)	Filipowski (8)	Proctor (6)	Mitchell/Proctor (2)	Filipowski (2)	18,780
N 17	9	-		BUCKNELL - 2	W, 90-60	Mitchell (20)	McCain (10)	Foster (6)	Stewart (3)	Filipowski/Mitchell (1)	^ 9,314
N 21	9	-		LA SALLE - 2	W, 95-66	Proctor (22)	Stewart (10)	Filipowski/Proctor (4)	Four players (1)	Filipowski (2)	^ 9,314
N 24	9	-		SOUTHERN INDIANA - 2	W, 80-62	Filipowski (21)	Filipowski (14)	Proctor (7)	McCain (2)	Filipowski (3)	^ 9,314
N 29	7	RV		at Arkansas - 3	L, 75-80	Filipowski (26)	McCain (11)	McCain/Roach (3)	Three players (2)	Young (2)	^ 20,344
D 2	7	-		at Georgia Tech *	L, 68-72	Roach (20)	Filipowski (9)	Filipowski/Roach (5)	Foster/Roach (2)	Filipowski (4)	7,758
D 9	22	-		CHARLOTTE	W, 80-56	McCain (21)	Filipowski (13)	Filipowski (4)	Mitchell/Roach (2)	Filipowski/Young (1)	^ 9,314
D 12	21	-		HOFSTRA	W, 89-68	Filipowski (28)	Filipowski (12)	Filipowski/Roach (8)	McCain/Roach (2)	Filipowski (3)	^ 9,314
D 20	21	10		vs. Baylor - 4	W, 78-70	McCain (21)	Filipowski (10)	Filipowski (4)	Filipowski (3)	None	18,512
D 30	16	-		QUEENS	W, 106-69	McCain (24)	Mitchell (8)	Proctor/Roach (4)	McCain (3)	Filipowski (5)	^ 9,314
J 2	14	-		SYRACUSE *	W, 86-66	Mitchell (21)	Filipowski (7)	Proctor (4)	Blakes (3)	Mitchell (2)	^ 9,314
J 6	14	-		at Notre Dame *	W, 67-59	Mitchell (23)	Mitchell (14)	Filipowski (4)	Roach (4)	Filipowski (3)	8,066
J 9	11	-		at Pittsburgh *	W, 75-53	Filipowski (26)	Filipowski (10)	Foster (7)	Five players (1)	Young (2)	11,476
J 13	11	-		GEORGIA TECH *	W, 84-79	Filipowski (30)	Filipowski (13)	Filipowski/Foster (4)	Filipowski/Roach (2)	Filipowski (2)	^ 9,314
J 20	7	-		PITTSBURGH *	L, 76-80	McCain (20)	Foster (6)	Foster (5)	Foster (3)	Young (2)	^ 9,314
J 23	12	-		at Louisville *	W, 83-69	Proctor (24)	Filipowski (15)	Filipowski (5)	McCain/Roach (2)	Stewart (2)	12,620
J 27	12	-		CLEMSON *	W, 72-71	McCain (21)	Mitchell (6)	Three players (2)	McCain (3)	Filipowski (4)	^ 9,314
J 29	7	-		at Virginia Tech *	W, 77-67	Roach (16)	McCain (10)	Proctor (5)	Filipowski (1)	Mitchell (2)	^ 8,925
F 3	7	3		at North Carolina *	L, 84-93	McCain (23)	McCain (11)	Three players (2)	McCain (2)	Mitchell (3)	^ 21,750

Duke/opponent AP ranking at time of game | Home games in caps

\* - denotes ACC opponent | ^ - denotes sellout

1 - State Farm Champions Classic (United Center, Chicago, Ill.)

2 - Blue Devil Challenge

3 - ACC/SEC Challenge

4 - SentinelOne Classic (Madison Square Garden, New York, NY)

### 2023-24 ATTENDANCE FIGURES

Site	Games	Sellouts	Total	Average
Home	12	12	111,768	9,314
Away	7	3	90,939	12,991
Neutral	2	--	37,292	18,646
<b>Totals</b>	<b>21</b>	<b>15</b>	<b>239,999</b>	<b>11,429</b>

## DUKE RECORD WHEN...

<b>Plays at home</b>	<b>10-2</b>	Has more TOs than opponent	2-2	Plays on Sunday	--
Plays on the road	4-3	Has equal or less TOs than opponent	14-3	Plays on Monday	2-0
Plays at neutral site	2-0	Scores more/equal bench points	9-1	Plays on Tuesday	6-0
<b>Record vs. the ACC (regular season)</b>	<b>7-3</b>	Scores less bench points	7-4	<b>Plays on Wednesday</b>	<b>1-1</b>
Record against non-conference	9-2	Makes 5+ 3-Pt. shots	15-4	Plays on Thursday	--
<b>Plays an unranked opponent</b>	<b>14-3</b>	No Duke player fouls out	14-3	Plays on Friday	2-1
Plays a ranked opponent	2-2	1+ Duke player fouls out	2-2	Plays on Saturday	5-3
Wins the game before	12-4	Has 20+ assists	4-0	Margin is 5 pts. or less	2-4
<b>Loses the game before</b>	<b>3-1</b>	Wears white uniforms	10-2	Margin is between 6-10	4-1
Leads at half	14-0	Wears royal blue uniforms	3-1	Margin is between 11-20	3-0
Trails at half	1-5	Wears black uniforms	2-1	Margin is more than 20	7-0
Tied at half	1-0	Wears gray uniforms	--	Has a 20-pt. scorer	13-5
Plays an overtime game	--	Wears navy blue uniforms (Brotherhood)	0-1	Has a 30-pt. scorer	1-0
Shoots 50% or better	8-1	Wears alternate white uniforms (Cameron Brotherhood)	1-0	Scores 59 points or less	--
Shoots less than 50%	8-4	Plays in November	5-2	Scores 60-69 points	1-1
Opponent shoots 50% or less	14-2	Plays in December	4-1	Scores 70-79 points	5-3
Shoots better than opponent	13-1	Plays in January	7-1	Scores 80-89 points	6-1
Shoots worse than opponent	3-4	<b>Plays in February</b>	<b>0-1</b>	Scores 90-99 points	3-0
Has more FTs made than opponent	12-3	Plays in March	--	Scores 100+ points	1-0
Has equal FTs made	2-0	Plays in April	--	Plays on ESPN	6-2
Has less FTs made than opponent	2-2	Plays during the day (before 6 p.m.)	4-1	Plays on ESPN2	1-1
Outrebounds opponent	11-0	<b>Plays at night (after 6 p.m.)</b>	<b>12-4</b>	<b>Plays on ACC Network</b>	<b>7-1</b>
Is outrebounded	5-4	Plays on ABC	--	Plays on ABC	--
Has equal rebounds	0-1	Plays on CBS/TBS	--	Plays on CBS/TBS	--
		Plays on Regional Sports Networks	--	Plays on Regional Sports Networks	--
		Plays on The CW	2-1	Plays on The CW	2-1

## TEAM HIGHS & LOWS

		<b>DUKE</b>	<b>OPPONENT</b>
Points 1st Half	High	48 at Pittsburgh (1/9/24)	45 by North Carolina (2/3/24)
	Low	29 at Notre Dame (1/6/24)	20 by Michigan State (11/14/23)
Points 2nd Half	High	60 vs. Queens (12/30/23)	47 by Arkansas (11/29/23)
	Low	27 at Pittsburgh (1/9/24)	27 by Southern Indiana (11/24/23)
Total Points	High	106 vs. Queens (12/30/23)	93 by North Carolina (2/3/24)
	Low	67 at Notre Dame (1/6/24)	53 by Pittsburgh (1/9/24)
FG Made	High	40 vs. Queens (12/30/23)	33 by North Carolina (2/3/24)
	Low	21, 2x, last vs. Clemson (1/27/24)	19, 2x, last by Pittsburgh (1/9/24)
FG Attempted	High	69, 2x, last at North Carolina (2/3/24)	66 by North Carolina (2/3/24)
	Low	48 vs. Charlotte (12/9/23)	50 by Hofstra (12/12/23)
FG Percentage 1st Half	High	.621 (18-of-29) vs. Hofstra (12/12/23)	.517 (15-of-29), 2x, last by Georgia Tech (1/13/24)
	Low	.310 (9-of-29) at Notre Dame (1/6/24)	.286 (8-of-28) by Pittsburgh (1/9/24)
FG Percentage 2nd Half	High	.750 (18-of-24) vs. Syracuse (1/2/24)	.609 (14-of-23) by Arkansas (11/29/23)
	Low	.368 (14-of-38) at Arkansas (11/29/23)	.367 (11-of-30) by Pittsburgh (1/9/24)
FG Percentage	High	.644 (38-of-59) vs. Dartmouth (11/6/23)	.545 (30-of-55) by Georgia Tech (1/13/24)
	Low	.356 (21-of-59) at Notre Dame (1/6/24)	.328 (19-of-58) by Pittsburgh (1/9/24)
3-Pt. FG Made	High	13 vs. Bucknell (11/17/23)	11 by Georgia Tech (1/13/24)
	Low	4, 2x, last vs. Baylor (12/20/23)	4, 3x, last by Syracuse (1/2/24)
3-Pt. FG Att.	High	34 vs. Bucknell (11/17/23)	29 by Bucknell (11/17/23)
	Low	12 vs. Baylor (12/20/23)	16 by Syracuse (1/2/24)
3-Pt. FG Pct.	High	.556 (10-of-18) vs. Charlotte (12/9/23)	.550 (11-of-20) by Georgia Tech (1/13/24)
	Low	.250 (4-of-16) at Georgia Tech (12/2/23)	.200 (4-of-20) by Charlotte (12/9/23)
FT Made	High	24, 2x, last vs. Baylor (12/20/23)	19 by Arkansas (11/29/23)
	Low	6, 2x, last at Virginia Tech (1/29/24)	5 by Southern Indiana (11/24/23)
FT Attempted	High	33 vs. Clemson (1/27/24)	30 by Arkansas (11/29/23)
	Low	9 at Pittsburgh (1/9/24)	6 by Southern Indiana (11/24/23)
FT Percentage	High	.889 (16-of-18) vs. Syracuse (1/2/24)	.857 (6-of-7) by Pittsburgh (1/9/24)
	Low	.600 (6-of-10), 2x, last at Virginia Tech (1/29/24)	.500 (8-of-16) by Notre Dame (1/6/24)
Off. Rebounds	High	15 at Louisville (1/23/24)	15 by Arizona (11/10/23)
	Low	4, 2x, last vs. Clemson (1/27/24)	2 by Hofstra (12/12/23)
Def. Rebounds	High	33 vs. Bucknell (11/17/23)	35 by Arkansas (11/29/23)
	Low	27 at North Carolina (2/3/24)	15 by Pittsburgh (1/9/24)
Total Rebounds	High	46 vs. Bucknell (11/17/23)	45 by Arizona (11/10/23)
	Low	25 vs. Pittsburgh (1/20/24)	20 by Virginia Tech (1/29/24)
Assists	High	24 vs. Queens (12/30/23)	19 by Georgia Tech (12/2/23)
	Low	8, 2x, last at North Carolina (2/3/24)	5 by Notre Dame (1/6/24)
Blocked Shots	High	11 vs. Queens (12/30/23)	10 by Arkansas (11/29/23)
	Low	0 vs. Baylor (12/20/23)	1, 3x, last by Louisville (1/23/24)
Steals	High	11, 2x, last vs. Syracuse (1/2/24)	13 by by Pittsburgh (1/9/24)
	Low	1 at Virginia Tech (1/29/24)	1 by Georgia Tech (12/2/23)
Turnovers	High	14, 3x, last at Virginia Tech (1/29/24)	19 by Queens (12/30/23)
	Low	4 vs. Georgia Tech (1/13/24)	4 by Virginia Tech (1/29/24)
Personal Fouls	High	24 at Arkansas (11/29/23)	23 by Michigan State (11/14/23)
	Low	9 vs. Southern Indiana (11/24/23)	10 by Virginia Tech (1/29/24)

## INDIVIDUAL GAME HIGHS

	<b>DUKE</b>	<b>OPPONENT</b>
Total Points	30 by Kyle Filipowski vs. Georgia Tech (1/13/24)	26 by Maliq Brown, Syracuse (1/2/24)
First Half Points	18 by Mark Mitchell vs. Syracuse (1/2/24)	17 by Darlinstone Dubar, Hofstra (12/12/23)
Second Half Points	23 by Kyle Filipowski at Arkansas (11/29/23)	18 by Tyson Walker, Michigan State (11/14/23)
FG Made	11 by Kyle Filipowski at Pittsburgh (1/9/24)	11, 3x, last by Maliq Brown, Syracuse (1/2/24)
FG Attempted	24 by Kyle Filipowski vs. Georgia Tech (1/13/24)	21 by Markus Burton, Notre Dame (1/6/24)
3-Pt. FG Made	5 by Jared McCain vs. Bucknell (11/17/23)	7, 2x, last by Blake Hinson, Pittsburgh (1/20/24)
3-Pt. FG Attempted	10 by Tyrese Proctor at Louisville (1/23/24)	11 by Darlinstone Dubar, Hofstra (12/12/23)
FT Made	9, 2x, last by Jeremy Roach at Notre Dame (1/6/24)	8, 2x, last by Judah Mintz, Syracuse (1/2/24)
FT Attempted	12 by Mark Mitchell vs. Charlotte (12/9/23)	11 by Khalif Battle, Arkansas (11/29/23)
Rebounds	15 by Kyle Filipowski at Louisville (1/23/24)	13 by AJ Smith, Southern Indiana (11/24/23)
Offensive Rebounds	7 by Kyle Filipowski vs. Georgia Tech (1/13/24)	8 by Yves Missi, Baylor (12/20/23)
Defensive Rebounds	11, 2x, last by Kyle Filipowski at Louisville (1/23/24)	12 by AJ Smith, Southern Indiana (11/24/23)
Assists	8, 3x, last by Kyle Filipowski/Jeremy Roach vs. Dartmouth (11/6/23)	9, 2x, last by Jaquan Carlos, Hofstra (12/12/23)
Turnovers	7 by Kyle Filipowski vs. Hofstra (12/12/23)	7 by Deyton Albury, Queens (12/30/23)
Blocked Shots	5 by Kyle Filipowski vs. Queens (12/30/23)	6 by Chandler Lawson, Arkansas (11/29/23)
Steals	4 by Jeremy Roach at Notre Dame (1/6/24)	5 by Guillermo Diaz Graham, Pittsburgh (1/9/24)
Minutes	40 by Jeremy Roach at Georgia Tech (12/2/23)	39, 4x, last by Harrison Ingram, North Carolina (2/3/24)

## COMPARISON GAME-BY-GAME

	1st Half	2nd Half	Final	Margin	Total FG	FG Pct.	3pt. FG	3FG Pct.	FT	FT Pct.	Reb	Margin	Assists	Turns	Blocks	Steals	Fouls
<b>Dartmouth</b>	<b>42-21</b>	<b>50-33</b>	<b>92-54</b>	<b>+38</b>	<b>38-59/19-56</b>	<b>.644/.339</b>	<b>7-17/4-18</b>	<b>.412/.222</b>	<b>9-12/12-17</b>	<b>.750/.706</b>	<b>33/29</b>	<b>+4</b>	<b>18/11</b>	<b>9/13</b>	<b>6/1</b>	<b>6/5</b>	<b>18/16</b>
Arizona	33-41	40-37	73-78	-5	28-65/30-65	.431/.462	8-23/6-17	.348/.353	9-12/12-18	.750/.667	33/45	-12	14/17	14/17	3/5	9/8	17/17
<b>vs. Michigan St.</b>	<b>31-20</b>	<b>43-45</b>	<b>74-65</b>	<b>+9</b>	<b>22-49/26-63</b>	<b>.449/.413</b>	<b>6-22/6-19</b>	<b>.273/.316</b>	<b>24-30/7-12</b>	<b>.800/.583</b>	<b>35/33</b>	<b>+2</b>	<b>17/12</b>	<b>13/13</b>	<b>5/6</b>	<b>6/5</b>	<b>16/23</b>
Bucknell	44-29	46-31	90-60	+30	32-65/20-54	.492/.370	13-34/9-29	.382/.310	13-16/11-15	.813/.733	46/27	+19	23/13	7/13	2/3	9/3	16/14
La Salle	39-29	56-37	95-66	+29	36-67/24-58	.537/.414	9-22/6-24	.409/.250	14-20/12-17	.700/.706	42/27	+15	21/11	5/9	3/1	4/3	18/16
<b>Southern Ind.</b>	<b>31-35</b>	<b>49-27</b>	<b>80-62</b>	<b>+18</b>	<b>29-60/24-58</b>	<b>.483/.414</b>	<b>5-18/9-21</b>	<b>.278/.429</b>	<b>17-28/5-6</b>	<b>.607/.833</b>	<b>38/33</b>	<b>+5</b>	<b>13/15</b>	<b>7/12</b>	<b>4/4</b>	<b>4/4</b>	<b>9/19</b>
at Arkansas	32-33	43-47	75-80	-5	24-67/26-53	.358/.491	6-22/9-22	.273/.409	21-31/19-30	.677/.633	34-40	-6	10/17	8/12	3/10	7/6	24/21
at Georgia Tech	31-35	37-37	68-72	-4	26-62/27-53	.419/.509	4-16/7-23	.250/.304	12-20/11-13	.600/.846	33/33	--	12/19	6/12	6/8	8/1	15/12
Charlotte	45-27	35-29	80-56	+24	24-48/21-52	.500/.404	10-18/4-20	.556/.200	22-28/10-16	.786/.625	36/25	+11	15/9	11/11	2/6	7/4	14/19
Hofstra	44-39	45-29	89-68	+21	33-60/25-50	.550/.500	11-22/10-24	.500/.417	12-14/8-10	.857/.800	32/23	+9	22/13	10/14	3/6	6/3	11/13
vs. Baylor	34-32	44-38	78-70	+8	25-51/25-57	.490/.439	4-12/8-18	.333/.444	24-29/12-16	.828/.750	29/30	-1	14/10	8/14	0/7	8/3	13/20
Queens	46-33	60-36	106-69	+37	40-69/25-59	.580/.424	9-26/7-22	.346/.318	17-23/12-19	.739/.632	41/33	+8	24/11	9/19	11/2	11/7	18/20
Syracuse	35-33	51-33	86-66	+20	31-59/24-55	.525/.436	8-17/4-16	.471/.250	16-18/14-17	.889/.824	30/31	-1	19/14	11/17	5/3	11/7	13/18
at Notre Dame	29-27	38-32	67-59	+8	21-59/23-59	.356/.390	8-26/5-19	.308/.263	17-21/8-16	.810/.500	40/42	-2	10/5	11/14	4/5	9/7	14/22
at Pittsburgh	48-23	27-30	75-53	+22	29-56/19-58	.518/.328	11-25/9-27	.440/.333	6-9/6-7	.667/.857	42/26	+16	19/10	14/10	5/4	5/13	14/11
Georgia Tech	39-39	45-40	84-79	+5	27-63/30-55	.429/.545	10-21/11-20	.476/.550	20-28/8-12	.714/.667	32/34	-2	16/17	4/14	4/8	6/3	15/21
Pittsburgh	34-38	42-42	76-80	-4	22-49/30-59	.449/.508	11-28/10-20	.393/.500	21-28/10-16	.750/.625	25/32	-7	11/13	11/10	3/6	6/5	16/20
at Louisville	45-34	38-35	83-69	+14	29-63/24-52	.460/.462	9-25/5-17	.360/.294	16-22/16-24	.727/.667	43/28	+15	15/9	9/10	3/1	6/4	22/19
Clemson	32-26	45-40	72-71	+1	21-51/23-60	.412/.383	9-21/7-23	.429/.304	21-33/18-22	.636/.818	33/42	-9	8/14	7/9	4/2	7/3	17/19
at Virginia Tech	35-29	42-38	77-67	+10	31-56/26-58	.554/.448	9-17/6-22	.529/.273	6-10/9-12	.600/.750	38/20	+18	19/15	14/4	3/3	1/4	18/10
at North Carolina	35-45	49-48	84-93	-9	35-69/33-66	.507/.500	5-19/9-24	.263/.375	9-11/8-25	.818/.720	34/35	-1	8/18	11/5	3/3	4/9	18/12

## GAME REPORTS

	Duke Jersey Color	Won Tip	Largest Duke Lead	Largest Duke Deficit	No. of Ties	No. of Lead Changes	Duke Led For	Opp. Led For	Game Tied For	Duke's First Sub(s)
<b>Dartmouth</b>	<b>White</b>	<b>Duke</b>	<b>38</b>	<b>-</b>	<b>1</b>	<b>0</b>	<b>38:30</b>	<b>-</b>	<b>1:30</b>	<b>Foster/Reeves</b>
Arizona	White	Arizona	2	8	11	10	3:14	29:53	7:53	Young
<b>vs. Michigan State</b>	<b>Blue</b>	<b>Michigan State</b>	<b>12</b>	<b>3</b>	<b>2</b>	<b>1</b>	<b>27:13</b>	<b>9:43</b>	<b>3:04</b>	<b>Stewart</b>
Bucknell	White	Bucknell	34	2	-	1	38:53	0:52	0:15	Blakes/Foster/Stewart
La Salle	White	La Salle	32	-	-	-	39:23	-	0:37	Young
Southern Indiana	White	Duke	18	10	2	2	19:32	18:46	1:42	Foster/Stewart/Young
at Arkansas	Black	Duke	3	14	8	16	7:42	25:20	6:58	Young
at Georgia Tech	Blue	Duke	4	11	5	5	1:38	34:40	3:42	Foster
Charlotte	White	Charlotte	25	-	-	-	39:11	-	0:49	Blakes
Hofstra	White	Hofstra	26	5	4	9	31:53	6:06	2:01	Blakes
vs. Baylor	White*	Baylor	13	6	8	8	27:21	8:45	3:54	Blakes
Queens	White	Duke	42	-	1	0	38:36	-	1:24	Blakes/Power/Proctor/Young
Syracuse	White	Duke	20	2	4	4	36:06	0:51	3:03	Power/Proctor
at Notre Dame	Blue	Duke	8	9	2	1	20:06	18:04	1:50	Proctor
at Pittsburgh	Black	Duke	34	-	-	-	38:58	-	1:02	Proctor
Georgia Tech	White	Georgia Tech	10	10	9	11	20:39	14:24	4:57	Blakes/Young
Pittsburgh	White	Pittsburgh	3	11	7	8	2:19	35:22	2:29	Young
at Louisville	Blue	Duke	18	4	1	4	35:50	3:09	1:01	Proctor
Clemson	White	Clemson	12	5	11	12	23:57	12:06	3:57	Stewart/Roach
at Virginia Tech	Black	Duke	14	5	-	1	32:58	6:05	0:57	Roach/Young
at North Carolina	Navy^	Duke	2	15	3	1	0:16	38:04	1:40	Foster/Young

\* Cameron Brotherhood Uniforms

^ Brotherhood Uniforms

## MISCELLANEOUS STATS

### GAMES AS LEADING SCORER

Kyle Filipowski	7
Jared McCain	6
Mark Mitchell	3
Tyrese Proctor	2
Jeremy Roach	2
Caleb Foster	1

### GAMES AS LEADING REBOUNDER

Kyle Filipowski	12
Jared McCain	4
Mark Mitchell	3
Caleb Foster	1
Sean Stewart	1
Ryan Young	1

### GAMES LEADING IN ASSISTS

Tyrese Proctor	10
Kyle Filipowski	8
Caleb Foster	5
Jeremy Roach	5
Jared McCain	3
Mark Mitchell	1

### DOUBLE-FIGURE SCORING GAMES

Kyle Filipowski	18
Jeremy Roach	14
Jared McCain	13
Mark Mitchell	13
Tyrese Proctor	10
Caleb Foster	6
Jaylen Blakes	2
Ryan Young	2
Sean Stewart	1

### 20+ POINT GAMES

Kyle Filipowski	8
Jared McCain	6
Mark Mitchell	4
Jeremy Roach	3
Tyrese Proctor	2

### 30+ POINT GAMES

Kyle Filipowski	1
-----------------	---

### 10+ REBOUND GAMES

Kyle Filipowski	8
Jared McCain	4
Mark Mitchell	2
Sean Stewart	1

### DOUBLE-DOUBLES

Kyle Filipowski	7
Jared McCain	2
Mark Mitchell	2
Sean Stewart	1

### DUNKS

Opponent	40
Duke	60
Mark Mitchell	31
Kyle Filipowski	16
Sean Stewart	6
Ryan Young	2
Jaylen Blakes	1
Caleb Foster	1
Tyrese Proctor	1
Christian Reeves	1
Jeremy Roach	1

### CHARGES DRAWN

Opponent	14
Duke	10
Jaylen Blakes	3
Kyle Filipowski	3
Jeremy Roach	2
Spencer Hubbard	1
Sean Stewart	1

### DUKE'S FIRST SUBSTITUTION

Ryan Young	9
Jaylen Blakes	6
Tyrese Proctor	5
Sean Stewart	5
Caleb Foster	4
TJ Power	2
Jeremy Roach	2
Christian Reeves	1

### THREE-POINT PLAYS

Opponent	11
Duke	24
Kyle Filipowski	9
Mark Mitchell	6
Jeremy Roach	5
Caleb Foster	2
Tyrese Proctor	2
Jaylen Blakes	1
Jared McCain	1

### TECHNICAL FOULS (UNSPORTING)

Opponent	3
Duke	3
Mark Mitchell	1
Tyrese Proctor	1
Jon Scheyer	1

### SHOT CLOCK VIOLATIONS FORCED

Opponent	8
Duke	6

### OPENING TIPS CONTROLLED

Opponent	10
Duke	11
Kyle Filipowski	11

### FREE THROW SHOOTING | LAST 5:00 & OVERTIME

Duke	83-109	.761
TJ Power	4-4	1.000
Jaylen Blakes	2-2	1.000
Sean Stewart	2-2	1.000
Jeremy Roach	23-25	.920
Ryan Young	9-10	.900
Jared McCain	8-9	.889
Kyle Filipowski	21-27	.778
Tyrese Proctor	8-12	.750
Caleb Foster	7-15	.467
Mark Mitchell	2-5	.400

### LARGEST HALFTIME LEAD

21 [42-21] vs. Dartmouth (11/6/23)

### LARGEST HALFTIME DEFICIT

10 [35-45] at North Carolina (2/3/24)

### LARGEST DUKE LEAD

42 [106-64] vs. Queens (12/30/23)

### LARGEST DUKE DEFICIT

15 [48-63] at North Carolina (2/3/24)

### LARGEST DUKE WIN

38 [92-54] vs. Dartmouth (11/6/23)

### LARGEST DUKE DEFEAT

9 [84-93] at North Carolina (2/3/24)

### LONGEST WINNING STREAK

8: 12/9/23-1/13/24.

### LONGEST LOSING STREAK

2: 11/29/23-12/2/23

### LARGEST ROAD CROWD

21,750 at North Carolina (2/3/24)

### LARGEST NEUTRAL CROWD

18,780 -- United Center, Chicago, Ill. (Champions Classic)

## SPECIALTY STATS

	POINTS IN THE PAINT		POINTS OFF TURNOVERS		2ND CHANCE POINTS		FAST BREAK POINTS		BENCH POINTS	
	Duke	Opp	Duke	Opp	Duke	Opp	Duke	Opp	Duke	Opp
Dartmouth	56	24	18	12	4	8	16	1	35	8
Arizona	34	42	18	16	8	13	11	17	5	16
vs. Michigan State	24	34	9	9	11	16	1	11	26	10
Bucknell	34	20	14	4	23	0	15	5	21	17
La Salle	50	30	12	7	14	4	10	12	34	13
Southern Indiana	48	24	16	11	15	5	9	7	14	22
at Arkansas	36	28	12	11	14	5	24	11	9	36
at Georgia Tech	36	32	17	2	17	0	6	5	28	17
Charlotte	26	26	9	8	12	4	17	7	17	11
Hofstra	40	16	31	7	4	0	9	3	6	7
vs. Baylor	36	32	13	12	7	15	4	3	4	13
Queens	54	34	33	9	17	10	24	10	34	17
Syracuse	46	32	26	11	3	4	21	9	16	36
at Notre Dame	22	28	18	5	5	14	4	3	5	18
at Pittsburgh	32	12	15	13	8	12	10	4	16	7
Georgia Tech	32	24	15	7	15	7	13	7	10	13
Pittsburgh	18	32	16	12	10	11	11	16	8	15
at Louisville	34	30	14	8	21	11	0	0	26	10
Clemson	22	26	13	6	0	15	18	12	6	20
at Virginia Tech	42	36	7	11	15	8	5	2	26	4
at North Carolina	54	36	7	19	16	14	12	16	6	14
Totals	776	608	333	200	239	175	240	161	352	324
Averages	36.9	28.9	15.9	9.5	11.4	8.3	11.4	7.7	16.8	15.4

THE LAST TIME IT HAPPENED | TEAM

**DUKE WAS RANKED (AP POLL)**

No. 1 November 29, 2021  
 Top 5 (2-5) **October 16, 2023**  
 Top 10 (6-10) **February 5, 2024**  
 Top 25 (11-25) **January 22, 2024**

**DUKE PLAYED A RANKED OPPONENT (AP POLL)**

No. 1 vs. Gonzaga on Nov. 26, 2021  
 Top 5 (2-5) **at No. 3 North Carolina on Feb. 3, 2024**  
 Top 10 (6-10) **vs. No. 10 Baylor on Dec. 20, 2023**  
 Top 25 (11-25) **vs. No. 18 Michigan State on Nov. 14, 2023**

**DUKE DEFEATED A RANKED OPPONENT (AP POLL)**

No. 1 vs. Gonzaga (84-81) on Nov. 26, 2021  
 Top 5 (2-5) vs. No. 3 Kansas (68-66) on Nov. 5, 2019  
 Top 10 (6-10) **vs. No. 10 Baylor (78-70) on Dec. 20, 2023**  
 Top 25 (11-25) **vs. No. 18 Michigan State (74-65) on Nov. 14, 2023**

**DUKE LOST TO A RANKED OPPONENT (AP POLL)**

No. 1 vs. North Carolina (68-76) on March 8, 2008  
 Top 5 **at No. 3 North Carolina on Feb. 3, 2024**  
 Top 10 at No. 8 Virginia (62-69, OT) on Feb. 11, 2023  
 Top 25 **vs. No. 12 Arizona (73-78) on Nov. 10, 2023**

**DUKE FACED NO. 1 (AP POLL)**

Home vs. Syracuse (W, 66-60) on Feb. 22, 2014  
 Road vs. North Carolina (L, 83-69) on March 7, 1993  
 Neutral vs. Gonzaga (W, 84-81) on Nov. 26, 2021

**100 POINTS BY A TEAM**

By Duke **106 vs. Queens (12/30/23)**  
 By Opponent 113 by Wake Forest (2/25/20)

**40+ POINT WIN**

By Duke 43 [86-43] at Georgia Tech (1/28/23)  
 By Opponent 43 [109-66] by Virginia (3/11/83)

**30-39 POINT WIN**

By Duke **106-69 vs. Queens (12/30/23)**  
 By Opponent 103-73 by UNLV (4/2/90)

**OVERTIME GAME**

Duke Win 98-96 at North Carolina (2/8/20)  
 Duke Loss 62-69 at Virginia (2/11/23)

**DOUBLE OVERTIME GAME**

Duke Win 66-63 vs. Virginia Tech (12/1/69)  
 Duke Loss 101-113 at Wake Forest (2/25/20)

**TRIPLE OVERTIME GAME**

Duke Win 73-72 vs. Clemson (2/24/82)  
 Duke Loss 70-68 at Virginia (2/25/58)

**WON THE GAME IN THE FINAL SECONDS**

By Duke Tyrese Proctor, 2 FT at 1.0 second  
 Duke defeated Clemson, 72-71 (1/27/24)  
 By Opponent Reece Beekman, 3FG at 1.1 seconds  
 Virginia defeated Duke, 69-68 (2/7/22)

**WON THE GAME AT THE BUZZER**

By Duke Wendell Moore Jr., FG  
 Duke defeated North Carolina, 98-96 [OT] (2/8/20)  
 By Opponent Nathan Bain, FG  
 Stephen F. Austin defeated Duke, 85-83 [OT] (11/26/19)

**5 PLAYERS IN DOUBLE-FIGURE POINTS**

By Duke (5) at Louisville (1/23/24)  
 By Opponent (5) by Arizona (11/10/23)

**6 PLAYERS IN DOUBLE-FIGURE POINTS**

By Duke (6) vs. Florida State (2/19/22)

**7 PLAYERS IN DOUBLE-FIGURE POINTS**

By Duke (7) vs. Georgia Tech (1/4/17)

**8 PLAYERS IN DOUBLE-FIGURE POINTS**

By Duke (8) vs. Clemson (1/27/92)

**9+ PLAYERS IN DOUBLE-FIGURE POINTS**

By Duke Never

**MADE 40-49 FIELD GOALS**

By Duke **40 vs. Queens (12/30/23)**  
 By Opponent 42 by Florida State (2/4/06)

**MADE 50+ FIELD GOALS**

By Duke 50 vs. Mercer (12/21/97)  
 By Opponent Never

**MADE FEWER THAN 20 FIELD GOALS**

By Duke 19 vs. Virginia (3/11/23)  
 By Opponent **19 by Pittsburgh (1/9/24)**

**HAD 70-79 FIELD GOAL ATTEMPTS**

By Duke 72 vs. North Carolina (4/2/22)  
 By Opponent 70 by North Carolina (2/4/23)

**HAD 80-89 FIELD GOAL ATTEMPTS**

By Duke 80 at North Carolina (2/8/20)  
 By Opponent 80 by Syracuse (1/14/19)

**HAD 90-99 FIELD GOAL ATTEMPTS**

By Duke 90 vs. Wake Forest (12/18/70)  
 By Opponent 91 by William & Mary (12/3/73)

**HAD 100+ FIELD GOAL ATTEMPTS**

By Duke 102 vs. NC State (3/5/55)  
 By Opponent 100 by NC State (2/20/74)

**HAD FEWER THAN 30 FIELD GOAL ATTEMPTS**

By Duke 23 vs. North Carolina (2/24/79)  
 By Opponent 29 by North Carolina (3/8/02)

**SHOT OVER 60 PERCENT FROM THE FIELD**

By Duke **.644 (38-of-59) vs. Dartmouth (11/6/23)**  
 By Opponent .648 (35-of-54) by Vermont (11/24/13)

**SHOT OVER 70 PERCENT FROM THE FIELD**

By Duke .704 (38-of-54) vs. Davidson (11/8/13)  
 By Opponent .700 (7-of-10) by Wake Forest (2/7/10)

**SHOT LESS THAN 30 PERCENT FROM THE FIELD**

By Duke .267 (16-of-60) vs. Oregon State (11/24/22)  
 By Opponent .278 (15-54) by USC Upstate (11/11/22)

**MADE 10+ THREE-POINT FIELD GOALS**

By Duke **11 vs. Pittsburgh (1/20/24)**  
 By Opponent **10 by Pittsburgh (1/20/24)**

**MADE 15+ THREE-POINT FIELD GOALS**

By Duke 15 at Syracuse (2/26/22)  
 By Opponent 18 by The Citadel (11/22/21)

**MADE 0 THREE-POINT FIELD GOALS**

By Duke 0-4 vs. Hawai'i (12/30/89)  
 By Opponent 0-8 by Tennessee (11/21/11)

**HAD 30+ THREE-POINT FIELD GOAL ATTEMPTS**

By Duke **34 vs. Bucknell (11/17/22)**  
 By Opponent 32 by Oral Roberts (3/16/23)

**SHOT OVER 60 PERCENT FROM THE 3-POINT LINE**

By Duke .619 (13-21) at Virginia (2/9/19)  
 By Opponent .667 (10-15) by North Carolina (2/6/21)

**SHOT OVER 70 PERCENT FROM THE 3-POINT LINE**

By Duke .706 (12-17) vs. Virginia Tech (2/21/13)  
 By Opponent .727 (8-11) by Georgia Tech (2/4/15)

**SHOT OVER 80 PERCENT FROM THE 3-POINT LINE**

By Duke .800 (8-10) vs. Minnesota (11/22/12)  
 By Opponent .800 (12-15) by N. Carolina (3/5/83)

**SHOT LESS THAN 20 PERCENT FROM THE 3-POINT LINE**

By Duke .105 (2-19) vs. NC State (2/28/23)  
 By Opponent .176 (3-17) by Clemson (1/14/23)

**MADE 30-39 FREE THROWS**

By Duke 31 at Wake Forest (2/25/20)  
 By Opponent 37 by Wake Forest (2/25/20)

**MADE 40+ FREE THROWS**

By Duke 40 vs. Southern Illinois (11/20/08)  
 By Opponent 42 by Wake Forest (12/20/68)

**MADE 5 OR FEWER FREE THROWS**

By Duke 4 vs. Tennessee (3/18/23)  
 By Opponent **5 by Southern Indiana (11/24/23)**

**HAD 40-49 FREE THROW ATTEMPTS**

By Duke 40 vs. Georgia Tech (1/4/22)  
 By Opponent 40 by Florida State (3/1/06)

**HAD 50+ FREE THROW ATTEMPTS**

By Duke 54 vs. Fairfield (11/14/98)  
 By Opponent 50 by Wake Forest (2/25/20)

**SHOT OVER 90 PERCENT FROM THE FOUL LINE**

By Duke .923 (12-of-13) vs. UMES (12/10/22)  
 By Opponent .909 (10-11) by Miami (2/6/23)

**SHOT 100 PERCENT FROM THE FOUL LINE**

By Duke 4-of-4 at Syracuse (2/18/23)  
 By Opponent 2-of-2 by UMES (12/10/22)

**HAD 50-59 REBOUNDS**

By Duke 51 vs. Pittsburgh (1/11/23)  
 By Opponent 50 by North Carolina (4/2/22)

**HAD 60+ REBOUNDS**

By Duke 61 vs. Saint Francis (Pa.) (12/5/17)  
 By Opponent 64 by North Carolina (3/5/16)

**FIVE PLAYERS FOULED OUT**

By Duke vs. Wake Forest (2/17/08)  
 By Opponent by Portland State (11/24/17)

**HAD 20-29 ASSISTS**

By Duke **24 vs. Queens (12/30/23)**  
 By Opponent 21 by Miami (2/6/23)

**HAD 30+ ASSISTS**

By Duke 32 vs. Evansville (12/20/17)  
 By Opponent 30 by Maryland (2/10/90)

**HAD 10+ BLOCKED SHOTS**

By Duke **11 vs. Queens (12/30/23)**  
 By Opponent **10 by Arkansas (11/29/23)**

**HAD 15+ STEALS**

By Duke 15 vs. USC Upstate (11/11/22)  
 By Opponent 15 by Miami (1/8/22)

**HAD 20+ TURNOVERS**

By Duke 22 at Virginia (2/11/23)  
 By Opponent 23 by USC Upstate (11/11/22)

**HAD 30+ TURNOVERS**

By Duke 33 vs. Maryland (2/9/91)  
 By Opponent 31 by Eastern Kentucky (11/25/07)

**COMMITTED 10 OR FEWER TURNOVERS**

By Duke **7 vs. Clemson (1/27/24)**  
 By Opponent **5 by North Carolina (2/3/24)**

## THE LAST TIME IT HAPPENED | INDIVIDUAL

### 30-39 POINTS BY A PLAYER

By Duke 30, Kyle Filipowski vs. Georgia Tech (1/13/24)  
By Opp. 31, Hunter Cattoor, Virginia Tech (3/12/22)

### 40+ POINTS BY A PLAYER

By Duke 40, J.J. Redick vs. Virginia (1/28/06)  
By Opp. 40, Bootsy Thornton, St. John's (1/24/99)

### 50+ POINTS BY A PLAYER

By Duke 58, Danny Ferry vs. Miami (12/10/88)  
By Opp. Never

### TWO PLAYERS SCORED 20 OR MORE POINTS

By Duke Tyrese Proctor (24) & Mark Mitchell (20)  
at Louisville (1/23/24)  
By Opp. Terquavion Smith (24), Jarrel Joiner (21),  
NC State (1/4/23)

### THREE PLAYERS SCORED 20 OR MORE POINTS

By Duke Jared McCain (23), Kyle Filipowski (22),  
Jeremy Roach (20) at North Carolina (2/3/24)  
By Opp. Armando Bacot (23), Caleb Love (22),  
RJ Davis (21), Brady Manek (20), North Carolina (3/5/22)

### FOUR PLAYERS SCORED 20 OR MORE POINTS

By Duke Jabari Parker (22), Rodney Hood (22),  
Quinn Cook (21), Rasheed Sulaimon (20)  
vs. Davidson (11/8/13)  
By Opp. Armando Bacot (23), Caleb Love (22),  
RJ Davis (21), Brady Manek (20), North Carolina (3/5/22)

### TWO PLAYERS SCORED 30 OR MORE POINTS

By Duke Gerald Henderson (35), Jon Scheyer (30)  
vs. Wake Forest (2/22/09)  
By Opp. Brian Oliver (31), Dennis Scott (31)  
Georgia Tech (3/10/90)

### 10+ FIELD GOALS MADE BY A PLAYER

By Duke 10, Kyle Filipowski vs. Georgia Tech (1/13/24)  
By Opp. 10, Armando Bacot, North Carolina (2/3/24)

### 15+ FIELD GOALS MADE BY A PLAYER

By Duke 15, Matthew Hurt vs. Louisville (2/27/21)  
By Opp. 17, Al Thornton, Florida State (2/4/06)

### 20-29 FIELD GOAL ATTEMPTS BY A PLAYER

By Duke 24, Kyle Filipowski vs. Georgia Tech (1/13/24)  
By Opp. 21, Markus Burton, Notre Dame (1/6/24)

### 30+ FIELD GOAL ATTEMPTS BY A PLAYER

By Duke 30, RJ Barrett vs. Syracuse (1/14/19)  
By Opp. 32, Al Thornton, Florida State (2/4/06)

### PLAYER SHOT 1.000 WITH 5+ FIELD GOAL ATTEMPTS

By Duke 5-of-5, Jaylen Blakes vs. Charlotte (12/9/23)  
By Opp. 8-8, Kadin Shedrick, Virginia (2/7/22)

### PLAYER SHOT .800 WITH 10+ FIELD GOAL ATTEMPTS

By Duke 8-10 (.800), Kyle Filipowski vs. Queens (12/30/23)  
By Opp. 8-10 (.800) by Blake Hinson, Pittsburgh (1/20/24)

### PLAYER SHOT .900 WITH 10+ FIELD GOAL ATTEMPTS

By Duke 11-12 (.917), Kyle Filipowski at Pittsburgh (1/9/24)  
By Opp. 10-11 (.909), Armando Bacot, North Carolina (3/5/22)

### 5+ 3PT FIELD GOALS MADE BY A PLAYER

By Duke 5, Jared McCain, vs. Bucknell (11/17/23)  
By Opp. 5, Harrison Ingram, North Carolina (2/3/24)

### 10+ 3PT FIELD GOAL ATTEMPTS BY A PLAYER

By Duke 10, Tyrese Proctor at Louisville (1/23/24)  
By Opp. 11, Darlinstone Dubar, Hofstra (12/12/23)

### PLAYER SHOT .800 WITH 5+ 3PT FIELD GOAL ATTEMPTS

By Duke 4-5 (.800), Jeremy Roach  
at Virginia Tech (1/29/24)  
By Opp. 7-7 (1.000), Blake Hinson  
Pittsburgh (1/20/24)

### 10+ FREE THROWS MADE BY A PLAYER

By Duke 11, Kyle Filipowski vs. Pittsburgh (1/11/23)  
By Opp. 10, Matthew Cleveland, Florida State(12/31/22)

### 15+ FREE THROWS MADE BY A PLAYER

By Duke 15, Wendell Moore Jr., at Wake Forest (2/25/20)  
By Opp. 15, Bryant Crawford, Wake Forest (1/28/17)

### 10+ FREE THROWS ATTEMPTED BY A PLAYER

By Duke 11, Kyle Filipowski vs. Georgia Tech (1/13/24)  
By Opp. 10, AJ McKee, Queens (12/30/23)

### 15+ FREE THROWS ATTEMPTED BY A PLAYER

By Duke 16, Paolo Banchemo vs. Georgia Tech (1/4/22)  
By Opp. 17, Au'Diese Toney, Pittsburgh (1/19/21)

### 20+ FREE THROWS ATTEMPTED BY A PLAYER

By Duke 20, Christian Laettner vs. Boston U. (1/21/92)  
By Opp. 22, Buzzy Wilkinson, Virginia (3/4/54)

### PLAYER SHOT 1.000 WITH 10+ FREE THROW ATTEMPTS

By Duke 10-of-10, Tre Jones vs. North Carolina (3/7/20)  
By Opp. 10-of-10, Matthew Cleveland, Florida State (12/31/22)

### 10+ REBOUNDS BY A PLAYER

By Duke 11, Jared McCain at North Carolina (2/3/24)  
By Opp. 10, Kebba Njie, Notre Dame (1/6/24)

### 15+ REBOUNDS BY A PLAYER

By Duke 15, Kyle Filipowski at Louisville (1/23/24)  
By Opp. 21, Armando Bacot, North Carolina (4/2/22)

### 20+ REBOUNDS BY A PLAYER

By Duke 21, Marvin Bagley III vs. Florida State (12/30/17)  
By Opp. 21, Armando Bacot, North Carolina (4/2/22)

### TWO PLAYERS WITH 10 OR MORE REBOUNDS

By Duke Kyle Filipowski (15), Mark Mitchell (12)  
at Louisville (1/23/24)  
By Opp. Harrison Ingram (13), Armando Bacot (10)  
North Carolina (2/3/24)

### 5+ OFFENSIVE REBOUNDS BY A PLAYER

By Duke 7, Kyle Filipowski vs. Georgia Tech (1/13/24)  
By Opp. 8, Yves Missi, Baylor (12/20/23)

### 10+ DEFENSIVE REBOUNDS BY A PLAYER

By Duke 11, Kyle Filipowski at Louisville (1/23/24)  
By Opp. 11, Harrison Ingram, North Carolina (2/3/24)

### 10+ ASSISTS BY A PLAYER

By Duke 10, Tyrese Proctor vs. Pittsburgh (3/9/23)  
By Opp. 10, Dajuan Harris, Kansas (11/15/22)

### 5+ BLOCKED SHOTS BY A PLAYER

By Duke 5, Kyle Filipowski vs. Queens (12/30/23)  
By Opp. 5, Yves Missi, Baylor (12/20/23)

### 10+ BLOCKED SHOTS BY A PLAYER

By Duke 10, Shelden Williams vs. Maryland (1/11/06)  
By Opp. 10, Jay Huff, Virginia (2/29/20)

### 5+ STEALS BY A PLAYER

By Duke 5, Paolo Banchemo vs. Syracuse (3/10/22)  
By Opp. 5, Guillermo Diaz Graham, Pittsburgh (1/9/24)

### 10+ STEALS BY A PLAYER

By Duke 11, Kenny Dennard vs. Maryland (2/3/79)  
By Opp. Never

### 40 MINUTES PLAYED IN REGULATION

By Duke 40, Jeremy Roach at Georgia Tech (12/2/23)  
By Opp. 40, Leaky Black, North Carolina (3/4/23)

### 40+ MINUTES PLAYED IN A GAME

By Duke 42, Tyrese Proctor at Virginia (2/11/23)  
By Opp. 41, Reece Beekman, Virginia (2/11/23)

### 50+ MINUTES PLAYED IN A GAME

By Duke 53, Chip Engelland vs. Clemson (2/24/82)  
51, Vince Taylor vs. Clemson (2/24/82)  
By Opp. 53, Vince Hamilton, Clemson (2/24/82)  
52, Mike Eppley, Clemson (2/24/82)  
51, Fred Gillam, Clemson (2/24/82)

### DOUBLE-DOUBLE BY A PLAYER\*

By Duke 23/11, Jared McCain at North Carolina (2/3/24)  
By Opp. 25/10, Harrison Ingram & 25/10, Armando Bacot  
North Carolina (2/3/24)

### 20-20 GAMES (POINTS - REBOUNDS)

By Duke 32/21, Marvin Bagley III vs. Florida State (12/30/17)  
By Opp. 26/24, Sean May, North Carolina (3/6/05)

### TRIPLE-DOUBLE BY A PLAYER^

By Duke 19/10/10, Wendell Moore Jr., vs. Army (11/12/21)  
By Opp. 16/15/10 blocks, Tree Rollins, Clemson (2/23/77)

### ALL-TIME TRIPLE-DOUBLES BY A DUKE PLAYER (5)

21/18/10 assists, Art Heyman vs. Virginia (2/28/63)  
13/12/11 assists, Gene Banks vs. Lehigh (1/9/78)  
19/11/10 blocks, Shelden Williams vs. Maryland (1/11/06)  
23/11/10 assists, RJ Barrett vs. NC State (2/16/19)  
19/10/10 assists, Wendell Moore Jr., vs. Army (11/12/21)

\*Double-doubles are points and rebounds  
unless otherwise indicated

^Triple-doubles are points, rebounds, and assists  
unless indicated

## DUKE SEASON STATS

### Game Records

Record	Overall	Home	Away	Neutral
ALL GAMES	16-5	10-2	4-3	2-0
CONFERENCE	7-3	3-1	4-2	0-0
NON-CONFERENCE	9-2	7-1	0-1	2-0

### Score by Periods

Team	1st	2nd	OT	TOT
Duke	784	920	0	1704
Opponents	668	769	0	1437

### Team Box Score

No.	Player				Total		3-Point		F-Throw		Rebounds											
		GP-GS	MIN	AVG	FG-FGA	FG%	3FG-3FGA	3FG%	FT-FTA	FT%	OFF	DEF	TOT	AVG	PF	DQ	A	TO	BLK	STL	PTS	AVG
30	FILIPOWSKI, Kyle	21-21	633:58	30.2	136-269	.506	26-73	.356	74-113	.655	44	135	179	8.5	60	1	58	43	38	24	372	17.7
3	ROACH, Jeremy	20-18	634:22	31.7	96-199	.482	32-68	.471	61-71	.859	8	39	47	2.4	48	1	61	20	2	26	285	14.3
0	MCCAIN, Jared	21-21	620:08	29.5	96-210	.457	45-113	.398	33-38	.868	15	81	96	4.6	37	1	34	21	0	23	270	12.9
25	MITCHELL, Mark	18-17	516:13	28.7	76-144	.528	4-27	.148	67-90	.744	39	72	111	6.2	25	0	22	21	10	13	223	12.4
5	PROCTOR, Tyrese	18-13	520:57	28.9	66-147	.449	30-78	.385	30-40	.750	2	46	48	2.7	31	0	68	24	3	13	192	10.7
1	FOSTER, Caleb	21-12	524:21	25.0	59-133	.444	21-51	.412	23-38	.605	7	42	49	2.3	43	1	46	23	2	13	162	7.7
15	YOUNG, Ryan	21-2	256:32	12.2	28-45	.622	0-1	.000	17-24	.708	29	45	74	3.5	34	0	22	22	12	3	73	3.5
2	BLAKES, Jaylen	18-1	210:48	11.7	16-33	.485	5-15	.333	9-10	.900	3	15	18	1.0	22	0	11	6	5	13	46	2.6
12	POWER, TJ	14-0	110:28	7.9	10-25	.400	9-21	.429	4-4	1.000	4	10	14	1.0	8	0	3	4	1	4	33	2.4
13	STEWART, Sean	18-0	136:04	7.6	17-34	.500	0-0	.000	7-13	.538	23	25	48	2.7	22	0	1	5	8	7	41	2.3
21	REEVES, Christian	3-0	15:35	5.2	2-3	.667	0-0	.000	1-2	.500	1	4	5	1.7	3	0	0	2	1	0	5	1.7
55	HUBBARD, Spencer	5-0	10:30	2.1	1-3	.333	0-2	.000	0-0	.000	0	2	2	0.4	2	0	2	0	0	0	2	0.4
20	BEOVICH, Neal	5-0	10:04	2.0	0-2	.000	0-2	.000	0-0	.000	0	3	3	0.6	0	0	0	0	0	0	0	0.0
Team											24	34	58									
<b>Total</b>		<b>21</b>	<b>4200</b>		<b>603-1247</b>	<b>.484</b>	<b>172-451</b>	<b>.381</b>	<b>326-443</b>	<b>.736</b>	<b>199</b>	<b>553</b>	<b>752</b>	<b>35.8</b>	<b>335</b>	<b>4</b>	<b>328</b>	<b>199</b>	<b>82</b>	<b>139</b>	<b>1704</b>	<b>81.1</b>
<b>Opponents</b>		<b>21</b>	<b>4200</b>		<b>524-1201</b>	<b>.436</b>	<b>151-445</b>	<b>.339</b>	<b>238-340</b>	<b>.700</b>	<b>173</b>	<b>495</b>	<b>668</b>	<b>31.8</b>	<b>362</b>	<b>5</b>	<b>273</b>	<b>251</b>	<b>94</b>	<b>107</b>	<b>1437</b>	<b>68.4</b>

### Team Statistics

	DU	OPP
<b>Scoring</b>	<b>1704</b>	<b>1437</b>
Points per game	81.1	68.4
Scoring margin	+12.7	-
<b>Field goals-att</b>	<b>603-1247</b>	<b>524-1201</b>
Field goal pct	.484	.436
<b>3 point fg-att</b>	<b>172-451</b>	<b>151-445</b>
3-point FG pct	.381	.339
3-pt FG made per game	8.2	7.2
<b>Free throws-att</b>	<b>326-443</b>	<b>238-340</b>
Free throw pct	.736	.700
F-Throws made per game	15.5	11.3
<b>Rebounds</b>	<b>752</b>	<b>668</b>
Rebounds per game	35.8	31.8
Rebounding margin	+4.0	-
<b>Assists</b>	<b>328</b>	<b>273</b>
Assists per game	15.6	13.0
<b>Turnovers</b>	<b>199</b>	<b>251</b>
Turnovers per game	9.5	12.0
Turnover margin	+2.5	-
Assist/turnover ratio	1.6	1.1
<b>Steals</b>	<b>139</b>	<b>107</b>
Steals per game	6.6	5.1
<b>Blocks</b>	<b>82</b>	<b>94</b>
Blocks per game	3.9	4.5
<b>Winning streak</b>	<b>0</b>	<b>-</b>
Home win streak	1	-
<b>Attendance</b>	<b>111768</b>	<b>90939</b>
Home games-Avg/Game	12-9314	7-12991
Neutral site-Avg/Game	-	2-18646

### Team Results

Date	Opponent		Score	Att.
11/06/2023	Dartmouth	W	92-54	9314
11/10/2023	Arizona	L	73-78	9314
11/14/2023	vs Michigan St.	W	74-65	18780
11/17/2023	Bucknell	W	90-60	9314
11/21/2023	La Salle	W	95-66	9314
11/24/2023	Southern Ind.	W	80-62	9314
11/29/2023	at Arkansas	L	75-80	20344
12/02/2023	at Georgia Tech	L	68-72	7758
12/09/2023	Charlotte	W	80-56	9314
12/12/2023	Hofstra	W	89-68	9314
12/20/2023	vs Baylor	W	78-70	18512
12/30/2023	Queens (NC)	W	106-69	9314
01/02/2024	Syracuse	W	86-66	9314
01/06/2024	at Notre Dame	W	67-59	8066
01/09/2024	at Pittsburgh	W	75-53	11476
01/13/2024	Georgia Tech	W	84-79	9314
01/20/2024	Pittsburgh	L	76-80	9314
01/23/2024	at Louisville	W	83-69	12620
01/27/2024	Clemson	W	72-71	9314
01/29/2024	at Virginia Tech	W	77-67	8925
02/03/2024	at North Carolina	L	84-93	21750

## DUKE ACC SEASON STATS

### Game Records

Record	Overall	Home	Away	Neutral
ALL GAMES	7-3	3-1	4-2	0-0
CONFERENCE	7-3	3-1	4-2	0-0
NON-CONFERENCE	0-0	0-0	0-0	0-0

### Score by Periods

Team	1st	2nd	OT	TOT
Duke	363	409	0	772
Opponents	329	380	0	709

### Team Box Score

No.	Player	Total			3-Point		F-Throw		Rebounds				Other Stats									
		GP-GS	MIN	AVG	FG-FGA	FG%	3FG-3FGA	3FG%	FT-FTA	FT%	OFF	DEF	TOT	AVG	PF	DQ	A	TO	BLK	STL	PTS	AVG
30	FILIPOWSKI, Kyle	10-10	322:45	32.3	60-124	.484	14-38	.368	34-58	.586	21	61	82	8.2	29	1	27	23	18	8	168	16.8
3	ROACH, Jeremy	9-7	275:10	30.6	43-95	.453	16-32	.500	31-34	.912	5	22	27	3.0	23	0	26	11	0	13	133	14.8
25	MITCHELL, Mark	8-7	250:52	31.4	40-66	.606	3-8	.375	28-37	.757	20	40	60	7.5	12	0	8	10	6	4	111	13.9
0	MCCAIN, Jared	10-10	324:05	32.4	50-116	.431	19-58	.328	17-20	.850	7	43	50	5.0	15	0	11	9	0	10	136	13.6
5	PROCTOR, Tyrese	10-6	281:19	28.1	34-78	.436	18-43	.419	15-20	.750	0	24	24	2.4	15	0	28	14	1	6	101	10.1
1	FOSTER, Caleb	10-8	251:59	25.2	22-53	.415	11-21	.524	6-13	.462	2	18	20	2.0	26	1	26	10	1	11	61	6.1
15	YOUNG, Ryan	10-1	129:51	13.0	17-28	.607	0-0	.000	5-8	.625	16	22	38	3.8	20	0	8	14	7	1	39	3.9
12	POWER, TJ	6-0	40:04	6.7	3-12	.250	2-9	.222	0-0	.000	3	7	10	1.7	2	0	0	2	1	1	8	1.3
2	BLAKES, Jaylen	7-1	70:60	10.1	2-10	.200	1-6	.167	4-4	1.000	1	3	4	0.6	12	0	3	2	3	7	9	1.3
13	STEWART, Sean	8-0	52:54	6.6	1-5	.200	0-0	.000	4-6	.667	7	7	14	1.8	8	0	0	1	3	2	6	0.8
Team											10	11	21				2					
<b>Total</b>		<b>10</b>	<b>2000</b>		<b>272-587</b>	<b>.463</b>	<b>84-215</b>	<b>.391</b>	<b>144-200</b>	<b>.720</b>	<b>92</b>	<b>258</b>	<b>350</b>	<b>35.0</b>	<b>162</b>	<b>2</b>	<b>137</b>	<b>98</b>	<b>40</b>	<b>63</b>	<b>772</b>	<b>77.2</b>
<b>Opponents</b>		<b>10</b>	<b>2000</b>		<b>259-575</b>	<b>.450</b>	<b>73-211</b>	<b>.346</b>	<b>118-164</b>	<b>.720</b>	<b>79</b>	<b>244</b>	<b>323</b>	<b>32.3</b>	<b>165</b>	<b>4</b>	<b>134</b>	<b>105</b>	<b>43</b>	<b>56</b>	<b>709</b>	<b>70.9</b>

### Team Statistics

	DU	OPP
<b>Scoring</b>	<b>772</b>	<b>709</b>
Points per game	77.2	70.9
Scoring margin	+6.3	-
<b>Field goals-att</b>	<b>272-587</b>	<b>259-575</b>
Field goal pct	.463	.450
<b>3 point fg-att</b>	<b>84-215</b>	<b>73-211</b>
3-point FG pct	.391	.346
3-pt FG made per game	8.4	7.3
<b>Free throws-att</b>	<b>144-200</b>	<b>118-164</b>
Free throw pct	.720	.720
F-Throws made per game	14.4	11.8
<b>Rebounds</b>	<b>350</b>	<b>323</b>
Rebounds per game	35.0	32.3
Rebounding margin	+2.7	-
<b>Assists</b>	<b>137</b>	<b>134</b>
Assists per game	13.7	13.4
<b>Turnovers</b>	<b>98</b>	<b>105</b>
Turnovers per game	9.8	10.5
Turnover margin	+0.7	-
Assist/turnover ratio	1.4	1.3
<b>Steals</b>	<b>63</b>	<b>56</b>
Steals per game	6.3	5.6
<b>Blocks</b>	<b>40</b>	<b>43</b>
Blocks per game	4.0	4.3
<b>Winning streak</b>	<b>0</b>	<b>-</b>
Home win streak	1	-
<b>Attendance</b>	<b>37256</b>	<b>70595</b>
Home games-Avg/Game	4-9314	6-11766
Neutral site-Avg/Game	-	0-0

### Team Results

Date	Opponent		Score	Att.
12/02/2023	at Georgia Tech	L	68-72	7758
01/02/2024	Syracuse	W	86-66	9314
01/06/2024	at Notre Dame	W	67-59	8066
01/09/2024	at Pittsburgh	W	75-53	11476
01/13/2024	Georgia Tech	W	84-79	9314
01/20/2024	Pittsburgh	L	76-80	9314
01/23/2024	at Louisville	W	83-69	12620
01/27/2024	Clemson	W	72-71	9314
01/29/2024	at Virginia Tech	W	77-67	8925
02/03/2024	at North Carolina	L	84-93	21750





# DUKE BASKETBALL

## 2023-24 RADIO/TV ROSTER



**0 • JARED MCCAIN**  
G | 6-3 | 197 | Fr.  
Sacramento, Calif.  
Centennial



**1 • CALEB FOSTER**  
G | 6-5 | 197 | Fr.  
Harrisburg, N.C.  
Notre Dame (Calif.)



**2 • JAYLEN BLAKES**  
G | 6-2 | 204 | Jr.  
Somerset, N.J.  
Blair Academy



**3 • JEREMY ROACH**  
G | 6-2 | 180 | Sr.  
Leesburg, Va.  
St. Paul VI HS



**5 • TYRESE PROCTOR**  
G | 6-5 | 183 | So.  
Sydney, Australia  
NBA Global Academy



**12 • TJ POWER**  
F | 6-9 | 216 | Fr.  
Shrewsbury, Mass.  
Worcester Academy



**13 • SEAN STEWART**  
F | 6-9 | 227 | Fr.  
Windermere, Fla.  
Montverde Academy



**14 • JADEN SCHUTT**  
G | 6-5 | 190 | So.  
Yorkville, Ill.  
Yorkville Christian HS



**15 • RYAN YOUNG**  
F | 6-10 | 238 | Gr.  
Stewartsville, N.J.  
Bethlehem Catholic HS  
Northwestern Univ.



**20 • NEAL BEGOVICH**  
F | 6-9 | 230 | Gr.  
San Francisco, Calif.  
St. Ignatius College Prep  
Stanford Univ.



**21 • CHRISTIAN REEVES**  
C | 7-1 | 261 | So.  
Charlotte, N.C.  
Oak Hill Academy (Va.)



**25 • MARK MITCHELL**  
F | 6-9 | 232 | So.  
Kansas City, Kan.  
Sunrise Christian School




**30 • KYLE FILIPOWSKI**  
C | 7-0 | 248 | So.  
Westtown, N.Y.  
Wilbraham & Monson Academy




**52 • STANLEY BORDEN**  
C | 7-0 | 241 | Jr.  
Istanbul, Turkey  
Istanbul Int'l Community School




**55 • SPENCER HUBBARD**  
G | 5-8 | 157 | Sr.  
Los Angeles, Calif.  
Harvard Westlake HS




**JON SCHEYER**  
Head Coach  
Duke '10  
11th Season at Duke / 2nd as Head Coach



**CHRIS CARRAWELL**  
Associate Head Coach  
Duke '00  
6th Season at Duke



**JAI LUCAS**  
Associate Head Coach  
Texas '11  
2nd Season at Duke



**WILL AVERY**  
Assistant Coach  
Duke '23  
1st Season at Duke



**EMANUEL DILDY**  
Assistant Coach  
Eastern Illinois '05  
1st Season at Duke